



THINK OF IT AS A  
**POWER PLAY**  
FOR SIMPLIFYING YOUR BUSINESS.



Running a business in today's competitive environment can be tough. Simplify. The Sommet Group offers a menu of outsourced business services to allow small companies to simplify their operations so they can grow without the distractions of non-revenue generating matters. All while making your company a better place for employees. Outsourcing for small businesses. It's a big idea whose time has come.

**OUTSOURCE SERVICES**

Payroll • Human Resources • Technology • Insurance  
Risk Consulting • Training • Staffing

The Sommet Group is the naming rights partner for the



**SOMMET GROUP**

[www.sommet.com](http://www.sommet.com)

725 Cool Springs Blvd., Suite 320 • Franklin, Tennessee 37067  
615.467.6364 • Toll free: 866.369.3040



Nashville Predators 2008-09 Schedule



HOME AWAY

DECEMBER 08						
	1	2	3	4	5	6
	BUF 6:00		COL 7:00		MIN 7:00	
	7	8	9	10	11	12
	STL 7:30	VAN 7:00	CBJ 6:00	DAL 7:00		13
	14	15	16	17	18	19
				PHX 7:00	NYI 7:00	20
	21	22	23	24	25	26
		FLA 6:30			DET 7:00	27
EDM 7:00	28	COL 8:30	30	31		
S	M	T	W	TH	F	S

MARCH 09						
1	2	3	4	5	6	7
	EDM 7:00		CBJ 7:00		PHI 6:00	
8	9	10	11	12	13	14
	WSH 7:00		NYR 7:00		PHX 9:00	
15	16	17	18	19	20	21
	L.A. 9:30		ANA 9:00	S.J. 9:30		
22	23	24	25	26	27	28
		ANA 7:00		S.J. 7:00	L.A. 7:00	
DET 4:00	29	30	31			
	CBJ 6:00					
S	M	T	W	TH	F	S

OCTOBER 08						
	1	2	3	4		
5	6	7	8	9	10	11
				STL 7:30	DAL 7:00	
12	13	14	15	16	17	18
	CHI 7:30	DAL 7:30	CBJ 6:00		CBJ 7:00	
19	20	21	22	23	24	25
			CGY 7:00		L.A. 7:00	
26	27	28	29	30	31	
	WSH 6:00	EDM 7:00				
S	M	T	W	TH	F	S

JANUARY 09						
				1	2	3
				VAN 7:00		
4	5	6	7	8	9	10
		COL 7:00	PIT 7:00		CHI 7:00	
CHI 6:00	11	12	13	14	15	16
	TOR 6:30	MTL 6:30		ATL 7:00		17
18	19	20	21	22	23	24
	N.J. 7:00					
25	26	27	28	29	30	31
		VAN 9:30	CGY 8:00			
S	M	T	W	TH	F	S

APRIL 09						
			1	2	3	4
				CHI 7:30	CBJ 7:00	
5	6	7	8	9	10	11
		CHI 7:00	DET 6:30	MIN 7:00		
12	13	14	15	16	17	18
19	20	21	22	23	24	25
26	27	28	29	30		
S	M	T	W	TH	F	S

NOVEMBER 08						
						1
						FLA 7:00
2	3	4	5	6	7	8
		VAN 7:00	CGY 8:30		COL 8:00	
9	10	11	12	13	14	15
		L.A. 9:30		ANA 9:30		
16	17	18	19	20	21	22
	S.J. 7:00			T.B. 7:00		
23	24	25	26	27	28	29
	STL 8:00			ATL 6:30	MIN 7:00	
30						
S	M	T	W	TH	F	S

FEBRUARY 09						
EDM 1:00	1	2	3	4	5	6
		PHX 7:00		ANA 7:00	MIN 7:00	
DAL 5:00	8	9	10	11	12	13
		DET 7:00		STL 7:00	BOS 7:00	14
15	16	17	18	19	20	21
	OTT 7:00	DET 6:30	STL 7:00		STL 7:30	
22	23	24	25	26	27	28
		CHI 7:00	PHX 7:00		DET 7:00	
S	M	T	W	TH	F	S



IT STAYS WITH YOU



## Experience the Renaissance at the Renaissance

What a difference an \$8 million revitalization has made. Discover an inviting entrance and extended lobby that features a full service Starbucks®Store and LCD Video wall. The 3rd level outlet has been transformed to “The Bridge” including a 42’ bar and (8) 60” high definition LCD monitors. Our professional staff offers the kind of dedicated service the discerning guest would expect from an award-winning hotel. It also doesn’t hurt that we are within walking distance of the action.

**UNIQUELY RENAISSANCE®**



**RENAISSANCE.**  
NASHVILLE HOTEL

For reservations call (800) 327-6618  
[www.renaissancenashville.com](http://www.renaissancenashville.com)

The official hotel of the Nashville Predators

Stay at any Renaissance Hotel or Resort and earn free nights or free flights with Marriott Rewards.

# TABLE OF CONTENTS

## MANAGEMENT & STAFF

Staff Directory	4-5
Ownership	6
Management/Scouting Staff	8-12
Coaching Staff	13-15
Training/Equipment Staff	16
Predators Staff	17-19
Broadcast Partners	20
Broadcasters	21
Powers Management	22
Predators Foundation/Community	23-25
Youth & Amateur Hockey	26-27
AHL Affiliate	28-30
ECHL Affiliate	31

## THE PLAYERS

Organizational Roster	34-35
How the Predators Were Built	36-37
Player Biographies	38-79
In the System	80-99
2008 NHL Entry Draft Selections	100-103

## 2007-08

Team Notes	108
Final Scoring	109
Game-by-Game Summary	110-111
Goals & Shots by Period	112-113
Scoring Breakdown	114
Goals Breakdown	115
Game Notes	116
Vs. NHL	117
Highs & Lows	118
The Last Time	119
Shootouts	120
Player Game-by-Game Summary	121-125
Man-games Lost	126
Transactions	127-128
AHL Standings and Leaders	129
Milwaukee (AHL) Final Scoring	130
Milwaukee (AHL) Playoff Scoring	131

## NHL & OPPONENTS

2007-08 NHL Standings	134
2007-08 NHL Awards/All-Stars/Leaders	135
NHL Directory	136
2008-09 Critical Dates	137
NHL Referees & Linesmen	138
Predators vs. Summary	139
Team-by-team Season/All-Time Notes	140-197

## TEAM HISTORY & RECORDS

Season Records	200
Team Streaks/Special Teams/Personnel/	
All-Stars/Awards	201
All-Time Statistics	202-204
All-Time Leaderboard	205
Season Leaders	206
Year-by-Year Final Scoring	207-214
Record by Game	215
Hat Tricks/Penalty Shots	216
Shootouts	217
Overtime History	218-220
Shootout History	221
Rookies & Vets/By the Numbers/Attendance	222
The Predators vs. the NHL	223

The NHL vs. the Predators	224
Franchise Firsts	225
All-Time Draft Selections	226
Alumni Register	227-235
Opening Lineups	236
Closing Lineups	237
Franchise Timeline	238-239
All-Time Trades & Acquisitions	240-244
Team Records	245-254
Individual Records	255-260

## PLAYOFFS

2008 Playoff Notes	262
2008 Western Conference Quarterfinals	263
2008 Final Scoring/Scoring Breakdown	264
2008 Player Game-by-Game Summary	265
2008 Goals B-down/Goals & Shots by Per.	266
2008 Playoff Game Notes	267
All-Time Playoff Results & Statistics	268
All-Time Playoff Leaderboard/Season Leaders	269
Playoff Firsts/Playoff Situations	270
Year-by-Year Final Playoff Scoring	271-272
Team Records	273-277
Individual Records	277-278

## MEDIA INFORMATION

Press, Radio & TV Information	280-281
Driving Directions	281
NHL Hockey Operations	282-283
Sommet Center Information	284-285
Sommet Center Policies	286
Centennial Sportsplex	287
Medical Glossary	288-289
Medical Staff	290-291
How to Figure	292
Predators Name & Logo	293
Nashville Hockey History	294

## TRAINING CAMP 2008

Training Camp Roster	296
Preseason Schedule and Results	297-298
2007 Preseason Scoring	299
Training Camp Schedule	300-301
2008 Preseason Opponents	302-303

## CREDITS

Executive Editor	Gerry Helper
Editors	Tim Darling
	Kevin Wilson
Design & Layout	Chuck Stephens
Copy Contributors	Greg Harvey
	Rebecca Ward
	Andee Boiman
	Erich Wilhelm
	Elias Sports Bureau
Editorial Assistant	Cathlin Allen
Design Assistant	Brian Curtis
Photography	John Russell
	Fredrick Breedon
	Getty Images
Printing	Lithographics, Inc. Printing



# MANAGEMENT & STAFF

## STAFF DIRECTORY

### NASHVILLE PREDATORS

SOMMET CENTER  
501 Broadway, Nashville, TN 37203  
(615) 770-2300 • Fax (615) 770-2309  
www.nashvillepredators.com



Owner ..... Predators Holdings LLC  
Investor Group: Christopher Cigarran, Thomas Cigarran, Joel and Holly Dobberpuhl,  
David Freeman, Herbert Fritch, De Witt Thompson V and John Thompson

Chairman and Governor ..... David Freeman  
President of Hockey Operations/.....David Poile  
General Manager and Alternate Governor  
President of Business Operations ..... Ed Lang  
and Alternate Governor  
Executive Vice President of Finance .....Mark Floyd  
and Administration  
Senior Vice President/Communications ..... Gerry Helper  
and Development  
Senior Vice President, Corporate Development .....Chris Parker

### HOCKEY OPERATIONS

Assistant General Manager ..... Paul Fenton  
Director of Hockey Operations ..... Michael Santos  
Head Coach .....Barry Trotz  
Associate Coach ..... Brent Peterson  
Assistant Coach .....Peter Horachek  
Goaltending Coach ..... Mitch Korn  
Video Coach..... Robert Bouchard  
Strength and Conditioning Coach ..... David Good  
Chief Amateur Scout ..... Jeff Kealty  
Professional Scouts .....Nick Beverley and Shawn Dineen  
North American Amateur Scouts . Jason Bukala, Gary Knickle, Rick Knickle, Tom Nolan and Dan Westby  
European Scouts..... Martin Bakula, Lucas Bergman and Janne Kekalainen  
Head Athletic Trainer..... Dan Redmond  
Assistant Athletic Trainer..... Andy Hosler  
Equipment Manager..... Pete Rogers  
Assistant Equipment Manager ..... Jeff Camelio  
Equipment Assistant ..... Brad Peterson  
Locker Room Attendant..... Craig "Partner" Baugh  
Director of Team Services .....Gregory Harvey  
Hockey Operations Manager..... Brandon Walker  
Executive Assistant..... Connell Meekins

### COMMUNICATIONS/DEVELOPMENT

Communications Manager..... Tim Darling  
Communications Coordinator..... Kevin Wilson  
Director of Community Relations..... Rebecca Ward  
Youth & Amateur Hockey Manager .....Andee Boiman  
Community Relations/Youth &  
Amateur Hockey Coordinator ..... Erich Wilhelm  
Community Relations Coordinator..... Gina Maduri  
Internet Development Manager..... Jay Levin  
Team Photographer .....John Russell

### CORPORATE PARTNERSHIPS

Director of New Business Development .....Bob Flynn  
Directors, Corporate Partnerships ..... Ryan Smith and Delmar Smith  
Account Executives-Corporate Partnerships ..... Bradford Hollingsworth and John McMillin  
Senior Account Service Manager .....Jennifer Maxwell  
Account Service Managers-Corporate  
Partnerships ..... Kathryn Cloud and Emily Cutler  
Executive Assistant..... Gerry Pring

## STAFF DIRECTORY

**MARKETING**

Vice President of Marketing .....	Randy Campbell
Director of Marketing .....	Doug Aitken
Entertainment Manager .....	Adam DeVault
Database Manager .....	Joe Wiese
Promotions Manager .....	Raquel Toombs
Senior Graphic Designer .....	Chuck Stephens
Marketing Coordinator .....	Kelly Sparks
Database/Event Coordinator .....	Christy Whitney
Entertainment Coordinator .....	Chris Smith
Advertising/Game Presentation Coordinator .....	Ron Zolkower
Graphic Designer .....	Micah Loyed

**PREMIUM SEATING**

Vice President of Premium Seat Sales .....	Chris Junghans
Vice President of Premium Seating Service .....	Susie Masotti
Director of Premium Seating Service .....	Britt Kincheloe
Senior Manager of Premium Seat Sales .....	Tim Wilson

**FINANCE/ADMINISTRATION/HUMAN RESOURCES**

Vice President of Finance .....	Beth Snider
Director of Finance .....	Terry Crutcher
Director of Human Resources .....	Allison Winters
Payroll Manager .....	Susan Charnley
Human Resources Coordinator .....	Erin Grosvenor
Accounts Payable .....	Jamie France
Accountants .....	Kyle Clayton and Lauren Linton
Executive Assistant .....	Elaine Lewis
Office Coordinator .....	Brandy Tatum
In-House Counsel .....	Michelle Kennedy

**TECHNICAL OPERATIONS**

Director of Technical Operations .....	Blake Grant
Technical Operations Manager .....	Patrick Abell

**BROADCAST**

Broadcasting Director .....	Bob Kohl
Play-by-Play Announcer .....	Pete Weber
Color Analyst .....	Terry Crisp
Manager, Video Production .....	Mitch Jordan
Associate Producer .....	David White
Videographer/Editor .....	Brett Newkirk

**TICKET SALES**

Vice President of Ticket Sales .....	Nat Harden
Director of Ticket Sales .....	Marty Mulford
Senior Account Executives .....	Brad Gillispie, Jenny Moss and Jason Mott
Account Executives .....	Jack Burk, Chris Burton, Chris Harrington, Jason Rourke, Dan Schaefer and Tiffany Vanek
Director of Ticketing .....	David Chadwell
Ticket Operations Coordinator .....	Sara Shear
Ticket Operations Coordinator .....	Mary Jane Rodgers
Fan Relations Supervisor .....	Courtney Gray
Fan Relations Coordinators .....	Paige Belew, Mac Maddox and Julia Potash
Ticket Sales Coordinator .....	Mollie Roach

## OWNERSHIP

On December 7, 2007, Predators Holdings LLC purchased the Nashville Predators and Powers Management (the company that operates the Sommet Center) and took over the day-to-day operation of the National Hockey League team and the Sommet Center.

Predators Holdings LLC includes local executives in finance, health care and private business. Members include: David Freeman, Herb Fritch, Christopher Cigarran, Thomas Cigarran, Joel and Holly Dobberpuhl, DeWitt Thompson V and John Thompson.



### **CHRISTOPHER C. CIGARRAN**

Chris Cigarran is the senior vice president of human resources and organization development at Nashville's Healthways, Inc., the nation's leading and largest provider of comprehensive health and

care support programs and services.

Prior to joining American Healthways, Cigarran spent several years as a consultant working with multiple organizations in the U.S. and Canada, including Patagonia, Citibank, Dofasco Steel and British Airways. In that role, Cigarran focused on teams in organizations, organizational culture, as well as organizational change and effectiveness.

Cigarran received his undergraduate degree from Bucknell University and his master's degree from Pepperdine University.



### **THOMAS G. CIGARRAN**

Tom Cigarran is a co-founder, former CEO and current chairman of the Nashville-based Healthways, Inc., the nation's leading and largest provider of comprehensive health and

care support programs and services. He also serves as chairman of AmSurg Corp., a single-specialty, practice-based ambulatory surgery center company.

Cigarran serves as chairman of the Alignment Nashville Operating Board, the Haiti Mission Education Committee and the advisory board of the Vanderbilt Owen School Healthcare MBA program. He also serves as a member of the boards of the Vanderbilt University Medical Center, the Nashville Alliance for Public Education, the Nashville Health Care Council and Harpeth Hall School.

Cigarran is a graduate of Villanova University with a Master's degree from the New York University Graduate School of Business.



### **JOEL AND HOLLY DOBBERPUHL**

Joel Dobberpuhl is the CEO and portfolio manager of Jetstream Capital, a global hedge fund he founded in 2003. Prior to founding Jetstream Capital, Dobberpuhl was a senior portfolio manager for AIM investments.



Dobberpuhl received his degree from Southern Methodist University in 1988 alongside Holly (Stone) Dobberpuhl. Together, the Dobberpuhls are active in several charities based in the Nashville Area and have both

served on the boards of Mercy Children's Clinic and Rockettown Ministries. Mrs. Dobberpuhl, a passionate Predators fan, also serves on the board of Saddle Up!, a therapeutic riding facility in Franklin, Tenn.

Joel, Holly, son Samuel and daughter Lily reside in Nashville.



### **DAVID S. FREEMAN**

David S. Freeman founded 36 Venture Capital in 2007 and serves as the company's CEO.

He was the founder and CEO of Commodore Medical Services, formed in 1991, which grew to be the second-largest

company in the medical waste industry at the time of its sale in 2007. He also practiced mergers and acquisition law for over 10 years in Dallas and Nashville.

Freeman received his undergraduate degree at the University of Tennessee and a Juris Doctor degree from the Vanderbilt University School of Law. Born and raised in Knoxville, Tenn., David and the Freeman family resides in Nashville.



## OWNERSHIP



### **HERBERT A. FRITCH**

Herbert A. Fritch has served as the chairman, president and chief executive officer of HealthSpring, Inc., and its predecessor, NewQuest, LLC, since it began operation in 2000.

He is also the president of Renaissance Physician Organization, a large group of independent physician associations that are contracted providers to HealthSpring's Texas health maintenance organization, or HMO, subsidiary.

Beginning his career in 1973 as an actuary, Fritch has over 30 years of experience in the managed healthcare business.

A graduate of Carleton College, Fritch and his wife Barbara reside in Nashville. They are members of United Way's Tocqueville Society and Barbara serves on the board of the Nashville Zoo and Senior Citizens Inc. organizations.



### **JOHN P.G. THOMPSON**

John P.G. Thompson has served as the marketing director of Thompson Machinery since January 2006. He also owns and manages Thompson Properties, LLC, a company that purchases, manages and

sells single-family rental real estate property.

Prior to working for Thompson Machinery, he served as an asset manager for Covenant Capital Group, LLC.

A graduate of Vanderbilt University, Thompson is active in the Nashville community. He serves as a volunteer for preschool children with special needs, is a fundraising founder for the Cystic Fibrosis Foundation and a member of the Young Alumni Board of Nashville's Montgomery Bell Academy.



### **DEWITT C. THOMPSON V**

DeWitt (De) C. Thompson V currently serves as the president of Thompson Machinery, the Caterpillar dealer for Middle and West Tennessee and North Mississippi.

Thompson founded PureWorks, Inc. in 1999 and continues to serve as the company's chairman of the board. He also serves as chairman of the Nashville City Paper.

A graduate of Vanderbilt University, Thompson, his wife Jamee, son DeWitt VI and daughters Helen and Grace reside in Nashville.

# MANAGEMENT

## ED LANG PRESIDENT OF BUSINESS OPERATIONS



The Nashville Predators introduced Ed Lang as the organization's President of Business Operations on December 11, 2007. Lang, who has been with the franchise since its inception, began as the organization's Vice President/CFO and was named Executive Vice President of Finance and Administration/CFO in 2005.

Lang oversees all aspects of the Predators operations outside of hockey, including Sommet Center operations.

He is responsible for the franchise's business operations, which include ticket operations, sales, sponsorship sales, broadcasting, marketing, communications and development, administration and finances.

In his prior role, Lang was responsible for all financial, human resources, information technology, legal and administrative components of the organization. He also oversaw the team's communications and development operations, and Powers Management, the company that operates the Sommet Center.

The Cincinnati native is an alternate governor for the club and is charged with overseeing the franchise's overall operation, including the development of long-term plans and goals. Lang

was instrumental in assisting former owner Craig Leipold in securing the expansion franchise that became the Nashville Predators in 1997. As one of the club's first employees, Lang also played important roles in creating the organization's structure and establishing its business operations.

For 12 years prior to joining the Predators, Lang worked for S.C. Johnson and Son in Racine, Wis. He served in a variety of business and financial capacities, including venture manager for the office of the chairman; financial support manager, North America professional markets; and financial project manager, corporate financial analysis.

In March of 2006, Lang was elected to the board of directors for Johnson Outdoors, a leading global outdoor recreation company. The company designs, manufactures and markets a portfolio of winning, consumer-preferred brands across four categories: watercraft, marine electronics, diving and outdoor equipment.

Since moving to Nashville in 1997, Lang has been very active in the Middle Tennessee community. He was elected Chairman of Nashville's Adventure Science Center in June 2008, and is a board member for the Nashville Convention and Visitors Bureau. He also serves as the vice president for the Nashville Predators Foundation and is a board member of the Nashville Downtown Partnership.

A 1985 Indiana University graduate with a B.S. in finance, Lang received his MBA from Marquette University in 1992. He resides in Brentwood, Tenn., with wife, Rita, and sons, Eddie and Andrew.

## MARK FLOYD EXECUTIVE VICE PRESIDENT OF FINANCE AND ADMINISTRATION



Mark Floyd was named the Executive Vice President of Finance and Administration and Chief Financial Officer with the Nashville Predators in December of 2007. Mark also serves as the CFO for Diamond Jaxx Baseball Club, which owns the West Tennessee Diamond Jaxx, a Southern League AA affiliate of baseball's Seattle Mariners.

Mark's overall responsibilities with the Predators include finance, human resources and information technologies.

His primary responsibilities include budgeting, forecasting, club borrowings and interaction with lenders, as well as working with Metro Nashville on the lease and management agreement relating to the Sommet Center.

Prior to joining the Predators, Mark was most recently the chief operating and financial officer of 36 Venture Capital, LLC ("36VC"). 36VC was an entity formed and led by Predators Governor David Freeman. Mark worked with Freeman and the

local investor group that was put together in order to acquire the Predators from Craig Leipold in December 2007. Just prior to joining 36VC, Mark was the chief financial officer of the Nashville Area Chamber of Commerce for two years.

By joining the Predators, Mark has come full circle. He previously worked for Gaylord Entertainment Company. During Mark's 17 years with Gaylord, he primarily worked in the broadcasting and media group of Gaylord, serving as CFO of this group. While in that capacity, Mark had the pleasure of working on the Gaylord-led project to help bring a professional sports team to Nashville to be the primary tenant of the Nashville Arena, eventually handing off the project to Leipold and current Predators President of Business Operations Ed Lang.

Other positions that Mark held during his tenure at Gaylord include VP, Attractions, in which he had operational responsibility for Gaylord Springs Golf Course, the General Jackson Showboat, the Wildhorse Saloon, among others, as well as a period during which Mark was responsible for Gaylord's three radio stations and Gaylord's controlling interest in the Oklahoma Redhaws, a AAA affiliate of baseball's Texas Rangers.

Mark is a CPA and is originally from Oklahoma. He graduated Summa Cum Laude from East Central Oklahoma University in 1984 with a degree in Accounting. Mark and his wife, Devin, reside in Brentwood with their two teenage children, Drew and Hayley.

## MANAGEMENT

**DAVID POILE** PRESIDENT OF HOCKEY OPERATIONS/GENERAL MANAGER

Nashville Predators General Manager David Poile has been a top voice in the National Hockey League for 26 years (15 with Washington, 11 with Nashville), second only in consecutive active seasons as a GM to the New York Rangers' Glen Sather (29 years). His overall tenure as a general manager ranks as the seventh longest in NHL history.

As the architect of a club built on speed and skill, Poile saw his aggressive team-building plan (implemented from the

franchise's inception) continue to bear fruit in 2007-08. The Predators relied heavily on young and talented draft picks such as David Legwand, Martin Erat, Dan Hamhuis, Ryan Suter, Jordyn Tootoo and Shea Weber. Poile also brought in veteran forwards Martin Gelin, Greg de Vries and Radek Bonk prior to the start of the 2007-08 campaign.

By reaching the 2008 Stanley Cup Playoffs, the Nashville Predators became one of just seven franchises (along with Calgary, Dallas, Detroit, New Jersey, Ottawa and San Jose) to reach the postseason in each of the past four seasons. Nashville has recorded 398 points over the last four campaigns (91 in 2003-04, 106 in 2005-06, 110 in 2006-07 and 91 in 2007-08) for an average of 99.5 points per season.

The Predators have been one of the top teams in the NHL over the past few seasons. Their 141 wins ranks sixth best in the league, while 83 home victories since the start of 2005-06 puts them second behind only Detroit in that category. The club soared to its highest level yet in 2006-07, finishing the season with the second-most points in the Western Conference and tied for the third-most points in the entire National Hockey League. The Predators established franchise records in points (110), wins (51), road wins (23) and goals (272) and have now won 100 games total in their last two seasons.

Poile was recognized by *The Sporting News* as its Executive of the Year following the 2006-07 campaign, an honor he had received twice previously (1982-83 and 1983-84) and which is determined through a vote of his peers. Locally, *Business TN* magazine honored him as the magazine's "CEO of the Year" for 2006 based on his consistent and successful track record as the team's architect. During the 2007-08 campaign, Poile's team posted 51 wins and 110 points, both new highs in his career.

The aggressive team-building plan implemented by Poile from the franchise's inception has transformed the organization into one of the NHL's most promising clubs. Crucial to the plan's success is the ability to make the right selections and develop the young prospects. Poile has assembled a bright staff of personnel charged with those responsibilities, including assistant general manager Paul Fenton, and the coaching staff, led by Barry Trotz.

Poile has long been a proponent of a strong developmental system as a means to develop promising young players into productive NHL players. The Predators' primary affiliate, the American Hockey League's Milwaukee Admirals, captured the first Calder Cup Championship in franchise history in 2004 and revisited the Calder Cup Finals in 2006.

The Predators had two first-round selections in the 2008 Entry Draft for the first time in club history, selecting forward Colin Wilson and goaltender Chet Pickard. Poile, always looking ahead, has already stockpiled 13 picks for the 2009 Entry Draft.

With the introduction of a new CBA in 2005, free agency has become more of a factor in organizational development than ever before. Poile has added major assets to the club on the open market in offensive stars such as Jason Arnott and J.P. Dumont. He negotiated long-term deals with Dumont (four years), Legwand (six years) and Tootoo (two years) over the course of the 2007-08 season and then locked up young promising players like Erat (seven years), Dan Ellis (two years), Suter (four years) and Weber (three years) in the summer of 2008.

Poile's wisdom and experience is clearly valued throughout the hockey world. On June 6, 2008, USA Hockey named him the associate general manager for the U.S. team that will compete in the 2010 Olympic Winter Games in Vancouver. He was also selected as one of four NHL general managers to sit on the first NHL competition committee in 2005. The steering body formulates and recommends rule changes for approval by the NHL Board of Governors. In this role, he helped usher in the new era of NHL hockey - featuring on-ice innovations such as the regular-season shootout and the elimination of the red line - while at the same time drawing upon the wealth of experience accumulated through his many years in the game.

In 2001, Poile was a recipient of the Lester Patrick Award in recognition of contributions to hockey in the United States. David has devoted his professional career to hockey and the NHL, particularly in non-traditional markets. His late father, Bud Poile, also a recipient of the Lester Patrick Award (1989) and a member of the Hockey Hall of Fame (1990), served as general manager of two expansion franchises - first in Philadelphia (1967) and then in Vancouver (1970). David began his professional career as an administrative assistant with the Atlanta Flames expansion franchise in 1972 and spent 10 years with the organization before being named general manager of the Washington Capitals in 1982.

With Washington, Poile took the reins of a team that had never made the Stanley Cup playoffs. Over his 15 years there, the Capitals advanced to the post-season 14 times. The 1997-98 Capitals, largely comprised of players Poile acquired, advanced to the Stanley Cup Finals. During his 15-year tenure, the Caps compiled a record of 595-454-124 (.559), ranking among the NHL's top five teams during that span.

Poile was instrumental in the league's adoption of the instant replay rule in 1991. He was awarded Inside Hockey's Man of the Year award for his leadership on the issue. Poile also served as general manager of the 1998 and 1999 U.S. national team for the International Ice Hockey Federation World Championships.

A graduate of Northeastern University in Boston, Poile was hockey team captain, leading scorer and most valuable player for two years, earning a place in the University's Hall of Fame.

Poile also serves as an alternate governor for the team and holds a seat within the franchise's Office of the President. He and his wife, Elizabeth, reside in Nashville. The Poiles have two children - daughter Lauren and son Brian.



## MANAGEMENT

**PAUL FENTON** ASSISTANT GENERAL MANAGER

Paul Fenton is now in his 11th season with the Predators and his third as assistant general manager. After serving as the director of player personnel for the Predators' first eight seasons, Fenton was promoted to assistant general manager on June 5, 2006.

Fenton oversees the Predators' amateur player development, manages the team's professional and amateur scouting staff and advises General Manager David Poile on all player trades and signings. He has been in charge of all player acquisitions since joining the Predators and has managed the club's Entry Draft efforts since 2003. Fenton also serves as general manager of the Predators' primary developmental affiliate, the Milwaukee Admirals of the American Hockey League.

Fenton joined the Predators after spending five seasons in the Anaheim Ducks' hockey operations department. He served as a scout during his first three seasons with the Ducks and as the chief professional scout the last two years. A number of players drafted during Fenton's run with the Ducks - such as Paul Kariya, Steve Rucchin, Ruslan Salei and Mike LeClerc - led Anaheim to the 2003 Stanley Cup Finals. The Springfield, Mass., native also helped facilitate one of the Anaheim franchise's largest trades, the February 1996 acquisition of Teemu Selanne.

Fenton played eight seasons in the NHL before joining the scouting ranks. He amassed 100 goals and 83 assists in 411 NHL contests while playing for seven different NHL teams, including San Jose during the Sharks' inaugural season (1991-92). In 1989-90, the former Boston University Terrier scored an NHL career-high 32 goals for the Winnipeg Jets, and his impressive playing resume also includes three selections to AHL and IHL All-Star teams.

Paul and his wife, Nona, reside in Longmeadow, Mass. They have two sons, P.J. and Owen. P.J. was the San Jose Sharks' sixth selection, 162nd overall (fifth round), in the 2005 NHL Entry Draft.

**MICHAEL SANTOS** DIRECTOR OF HOCKEY OPERATIONS

Michael Santos enters his third season as director of hockey operations in Nashville with 20 years of experience in the hockey industry. His responsibilities include negotiating player contracts, salary arbitration preparation and research and negotiating and overseeing minor league affiliation agreements with the

Milwaukee Admirals and Cincinnati Cyclones. He is also involved with fiscal and strategic planning, evaluating pro players and managing the club's payroll, salary cap and compliance with the CBA as well as the day-to-day business operations of the hockey department.

Santos began his career with the NHL's New York office in 1988 before working for the AHL's New Haven Nighthawks from 1989-91. He returned to the NHL and spent six seasons as the league's Manager of Special Events establishing both the SuperSkills and Heroes of Hockey programs in addition to overseeing arena operations for the All-Star Weekend, Entry Draft and Stanley Cup Finals.

Santos went to work for the New York Islanders in 1997 and became Assistant General Manager and Director of Hockey Operations before leaving and becoming Director of Hockey Operations and Corporate Counsel for the Florida Panthers in 2002. He was named Commissioner and President of the North American Hockey League in 2003 and led the Junior "A" league through three seasons of unprecedented growth before arriving in Nashville.

Born in Boston and a native of Lowell, Mass., Santos is a 1986 graduate of Boston College. He received his Master's Degree from the United States Sports Academy in 1989, earned his Juris Doctorate from St. John's University School of Law in 1998, has been a member of the New York state bar since 1999 and serves on USA Hockey's junior and legal councils.

## SCOUTING STAFF

**JEFF KEALTY** CHIEF AMATEUR SCOUT

Kealty, who has been a member of the Predators' scouting staff since the 2001-02 season, was named chief amateur scout on July 25, 2007. The Boston native manages the club's amateur scouting operation in addition to scouting the CHL, NCAA and other junior leagues in North America and Europe. Reporting to Assistant General Manager Paul Fenton, Kealty also spearheads the team's annual efforts at the NHL Entry Draft.

A former first-round pick (22nd overall) of the Quebec Nordiques in 1994, Kealty signed as a free agent with Nashville in 1998 following a four-year college career at Boston University. The former defenseman played one pro season for the Milwaukee Admirals (International Hockey League) before his playing career was cut short due to injury.

Kealty and his wife Lynn reside in Chestnut Hill, Mass.

## SCOUTING STAFF



**Martin Bakula**  
European Scout



**Lucas Bergman**  
European Scout



**Nick Beverley**  
Pro Scout



**Jason Bukala**  
North American  
Amateur Scout



**Shawn Dineen**  
Pro Scout



**Janne Kekalainen**  
European Scout



**Gary Knickle**  
North American  
Amateur Scout



**Rick Knickle**  
North American  
Amateur Scout



**Tom Nolan**  
North American  
Amateur Scout



**Glen Sanders**  
North American  
Amateur Scout



**David Westby**  
North American  
Amateur Scout

## MANAGEMENT

**GERRY HELPER** *SENIOR VICE PRESIDENT OF COMMUNICATIONS & DEVELOPMENT*

Gerry Helper joined the Predators in October, 1997, and he oversees the club's media and public relations efforts, publications, Web site, amateur hockey efforts and community relations initiatives. He serves as president of the Nashville Predators Foundation, which has awarded \$2 million in grants to local

charitable organizations. He also serves on the NHL's Communications Advisory Board and was the organization's point person with the NHL for the 2003 NHL Entry Draft in Nashville, which drew over 13,000 people to the Sommet Center.

In his first stint with an expansion franchise, Helper spent nearly seven years (1991-97) with the Tampa Bay Lightning as the team's vice president of communications. He assisted with the development of Tampa Bay's successful 1999 NHL All-Star Weekend bid. He also spent time as the NHL's director of information (1987-89) and director of public relations (1989-91) after beginning his sports career with the NHL's Buffalo Sabres (1979-86).

Helper was a member of USA Hockey's marketing council from 1994-99 and is currently on the board of directors for the YMCA, and the Nashville Sports Council. He is a 1979 graduate of St. Bonaventure University with a BA in mass communications and a 2000 graduate of Leadership Music.

Helper resides in Franklin, Tenn., with his wife, Kim, and daughters, Renee and Abigail.

**CHRIS PARKER** *SENIOR VICE PRESIDENT, CORPORATE DEVELOPMENT*

Chris Parker was named Senior Vice President, Corporate Development for the Predators and Sommet Center on March 28, 2008. Prior to joining the Predators, he served as the Vice President of Business Development with Palace Sports & Entertainment in Detroit.

In his role with the Predators, Parker directs all aspects of the club's business and broadcast partnerships, including sales and service both locally and nationally. He also oversees the team's Corporate Partnerships and Premium Seats staff, focusing on securing new clients and managing current relationships.

While with Palace Sports and Entertainment, the ownership umbrella which includes the Pistons (NBA), the Shock (WNBA), the Palace at Auburn Hills and several concert venues, Parker managed parts of the corporate marketing department and all new business initiatives.

Prior to his time with Palace Sports, Parker spent nearly 10 years with Silicon Valley Sports & Entertainment (SVSE) the parent company of the San Jose Sharks, HP Pavilion Management and the SAP Open tennis tournament, beginning in advertising sales before shifting to the sponsorship department. Parker spent his last five years in San Jose as the Director, Corporate Partnerships where he oversaw all aspects of the organizations corporate sales and service initiatives.

During his tenure with SVSE Parker was responsible for more than \$100 million in gross sales, including the naming rights to HP Pavilion, the SAP Open (ATP) and the Comerica Bank Club. Additionally, his group was responsible for the corporate sales and representation of teams and properties in Major League Soccer, the National Lacrosse League, Senior PGA, Champ Car Auto Racing (now IRL) and an NCAA Bowl game.

A graduate of the University of Michigan, with a degree in Sports Management and Communications, Parker began his sports career with the International Hockey League league office in suburban Detroit.

Parker resides in Nashville and serves on several philanthropic boards and committees including the Alumni Advisory Board of the Division of Kinesiology at the University of Michigan, Vice Chairman of the Bernard P. "Pat" Maloy Endowed Scholarship at Michigan and the Board of Directors for Junior Achievement of Middle Tennessee.



# MANAGEMENT & STAFF

## COACHING STAFF

### BARRY TROTZ HEAD COACH



Barry Trotz is the first and only head coach in Nashville Predators history. Over his 10 seasons and 11 years as the Predators' bench boss, Trotz's mission has evolved from fielding a competitive and hardworking expansion club to directing a fast, skilled and hungry group counted among the NHL's top contenders. His career points percentage as an NHL head coach passed the .500 mark in 2006-07, and based on the success

of the club, Trotz earned fourth place in balloting (by the NHL Broadcasters' Association) for the 2007 Jack Adams Award, given each season to "the NHL coach adjudged to have contributed the most to his team's success." He also served as an assistant coach for the Western Conference All-Stars at the 2007 NHL All-Star Game, and was named the NHL's coach of the year by The Sporting News, an honor determined through a vote of his peers.

Trotz enters 2008-09 with the second-longest tenure among the NHL coaching fraternity, behind only Buffalo's Lindy Ruff. He also ranks 10th in NHL history among games coached with the same team and 13th among wins with the same club.

By reaching the 2008 Stanley Cup Playoffs, the Nashville Predators became one of just seven franchises (along with Calgary, Dallas, Detroit, New Jersey, Ottawa and San Jose) to reach the postseason in each of the past four seasons. Nashville has recorded 398 points over the last four campaigns (91 in 2003-04, 106 in 2005-06, 110 in 2006-07 and 91 in 2007-08) for an average of 99.5 points per season.

The Predators have also been one of the top teams in the NHL since the start of the 2005-06 season. Their 141 wins ranks sixth best in the league, while 83 home victories since the start of 2005-06 puts them second behind only Detroit in that category. The club soared to its highest level yet in 2006-07, finishing the season with the second-most points in the Western Conference and tied for the third-most points in the entire National Hockey League. The Predators established franchise records in points (110), wins (51), road wins (23) and goals (272) and have now won 100 games total in their last two seasons.

The 46-year-old Winnipeg native reached his goal of becoming an NHL head coach when he was named to his current position on Aug. 6, 1997. After a year aggressively scouting talent in North America and Europe, Trotz and his staff made the most of their opportunity by leading the inaugural edition (1998-99) of the Predators to a 28-47-7 record. Starting with a 3-2 victory over the Carolina Hurricanes on Oct. 13, 1998, the Predators' 28 wins were the third-most in expansion history.

On March 1, 2003, Trotz coached his 392nd game with the Nashville Predators, establishing a league record for most games coached by a team's original coach since the NHL's first expansion in 1967. He surpassed current Nashville broadcast analyst Terry Crisp's mark of 391 games coached as the Tampa Bay Lightning's first coach from 1992-1997.

Prior to joining the Predators, Trotz spent five seasons (1992-97) as the head coach of the Washington Capitals' primary developmental affiliate in the American Hockey League. He was named head coach of the Baltimore Skipjacks in 1992 after one season as an assistant coach. Following the franchise's relocation to Portland, Maine in 1993, he led the Portland Pirates to two Calder Cup Finals appearances over the next four seasons. In 1994-95, Trotz coached Portland to a Calder Cup Championship and a league-best 43-27-10 record and captured AHL Coach of the Year honors. In 2006, he was honored with election to the Pirates' Hall of Fame.

Trotz began his coaching career in 1984 as an assistant with the University of Manitoba. He then served two seasons (1985-87) as the head coach and general manager of the Dauphin Kings junior hockey club before returning to the University of Manitoba as the head coach in 1987. In Jan. 2001, Trotz was inducted into the University's Hall of Fame.

During the 1987 campaign, Trotz also served as a scout for the Spokane Chiefs (WHL) and a part-time scout for the Capitals. In 1988, he joined Washington as a full-time western scout, and the next season he became the Caps' chief western scout.

Before coaching, Trotz played junior hockey for Regina (WHL) from 1979-83, capturing a WHL championship in 1979-80. The defenseman registered 102 points (19g-83a) and 490 penalty minutes in 204 games.

In addition to his NHL duties, Trotz has answered the call for Canada's national team. He served as an assistant coach for Team Canada at the 2002 and 2003 IIHF World Championships, winning a gold medal in 2003.

The popular head coach and his family are active in a variety of service and charitable initiatives in the Middle Tennessee community. This commitment was recognized when Trotz was honored with the Community Spirit Award (in recognition for community service) at the 2005 O'Charley's Dinner of Champions, presented by the Nashville Sports Council. For the past several seasons, the Trotz's have donated \$500 to My Friend's House (a United Way agency) for each Nashville victory. He is an active board member for the Williamson County YMCA and the United Way, and in 2004-05, Trotz coached Nashville high school student-athletes.

Barry and his wife, Kim, reside in Brentwood along with their four children: Shalan, Tyson, Tiana and Nolan.

#### TROTZ'S COACHING RECORD

REGULAR SEASON								PLAYOFFS			
Season	Team	GP	W	L	T	O	%	GP	W	L	%
1992-93	Baltimore (AHL)	80	28	40	12	--	.425	7	3	4	.429
1993-94	Portland (AHL)	80	43	27	10	--	.600	17	12	5	.705
1994-95	Portland (AHL)	80	46	22	12	--	.650	7	3	4	.429
1995-96	Portland (AHL)	80	32	38	10	--	.463	24	14	10	.583
1996-97	Portland (AHL)	80	37	33	10	--	.525	5	2	3	.400
1998-99	Nashville (NHL)	82	28	47	7	--	.384	--	--	--	--
1999-00	Nashville (NHL)	82	28	40	7	7	.427	--	--	--	--
2000-01	Nashville (NHL)	82	34	36	9	3	.488	--	--	--	--
2001-02	Nashville (NHL)	82	28	41	13	0	.421	--	--	--	--
2002-03	Nashville (NHL)	82	27	35	13	7	.451	--	--	--	--
2003-04	Nashville (NHL)	82	38	29	11	4	.555	6	2	4	.333
2004-05	Nashville (NHL)	SEASON CANCELED									
2005-06	Nashville (NHL)	82	49	25	--	8	.646	5	1	4	.200
2006-07	Nashville (NHL)	82	51	23	--	8	.671	5	1	4	.200
2007-08	Nashville (NHL)	82	41	32	--	9	.554	6	2	4	.333
NHL TOTALS		738	324	308	60	46	.511	22	6	16	.272

## MANAGEMENT & STAFF

# COACHING STAFF

### **BRENT PETERSON** ASSOCIATE COACH



Brent Peterson enters his 11th season as a member of the Predators' coaching staff. He was originally appointed to the position of assistant coach on June 19, 1998 and was promoted to associate coach on June 19, 2003. Peterson has helped guide the team to the Stanley Cup Playoffs in each of its last four seasons.

Peterson joined the Predators after serving as head coach of the Portland Winter Hawks (WHL) for seven seasons, posting a 201-138-20 mark. During the 1997-98 season, the Winter Hawks were a league-best 53-14-5 and captured the WHL Championship and the Canadian Hockey League's Memorial Cup. He was originally appointed co-coach in 1991-92 and was named head coach for the 1993-94 season. He recorded 40-or-more

victories on four occasions and helped develop NHL first-round picks Adam Deadmarsh (1993), Jason Wiemer (1994), Brenden Morrow (1997) and Marian Hossa (1997).

Prior to joining Portland, the Calgary, Alta. native spent two seasons (1989-1991) as an assistant coach with the Hartford Whalers (NHL) following his retirement as a player. The former Detroit first-round pick (1978) played 11 NHL seasons from 1978-1989 with Detroit, Buffalo, Vancouver and Hartford. He appeared in 620 NHL games, collecting 213 points (72g-141a) and 484 penalty minutes. Peterson was known as one of the NHL's top defensive forwards and penalty killers.

Peterson teaches area hockey coaches through the Predators' Coaches Clinic series during each season. He is also active in many of the Predators' community-relations initiatives and served as the head coach for Middle Tennessee State University's club team in 2004-05.

Brent and his wife, Tami, reside in Franklin, Tenn. They have three children: Ryan, Brad and Kristin.

### **PETER HORACHEK** ASSISTANT COACH



Peter Horachek was named assistant coach of the Predators on June 19, 2003. In his first four seasons in the NHL, he has helped guide the Predators to consecutive Stanley Cup Playoff berths.

In 2002-03, Horachek served as head coach of Nashville's primary developmental affiliate, the Milwaukee Admirals of the

American Hockey League. He guided the Admirals to a 32-27-14-7 record and their first playoff series victory since 1998.

Prior to becoming head coach of the Admirals, Horachek, a former head coach/director of hockey operations for the East Coast Hockey League's Nashville Knights, won championships as a coach and a player. In 2000-01, Horachek coached the Orlando Solar Bears to the IHL championship. The Solar Bears went 12-4 in the Turner Cup Playoffs and Horachek was named the 2001 IHL Coach of the Year.

The Stoney Creek, Ont., native took over the coaching duties for Orlando in 1999 after serving as an assistant the previous four seasons. After the Orlando franchise ceased operations following the 2000-01 season, Horachek coached the Trenton Titans of the ECHL to a Northern Conference Championship (46-16-10, .708) in 2001-02.

Horachek began his coaching career in the IHL as an assistant coach with Saginaw in 1987-88. He spent one year as a player/assistant coach with Flint, and another as a player/head coach in Norway. Horachek was named head coach/director of hockey operations for the Nashville Knights (ECHL) in 1990.

As a player, Horachek held the title of team captain in four of his five seasons with the Saginaw/Flint Generals and won a Turner Cup Championship in 1984. In 545 career professional games, he tallied 188 goals and 238 assists (188g-238a-426pts).

Horachek and his wife, Stacy, reside in Franklin, Tenn. His son, Cullen, is 17 years old.

# MANAGEMENT & STAFF

---

## COACHING STAFF



### **ROBERT BOUCHARD** VIDEO COACH

---

Robert Bouchard is in his 11th season with the Predators and his ninth as the team's video coach. He is responsible for video analysis of all pre-scout and Predators game film, contributing to the formulation of scouting reports on the opposition and the production of all instructional/teaching tapes for players and prospects throughout the organization. He also provides on-ice support during conditioning, rookie and training camps as well as during the season.

Bouchard worked as the manager of team services during the club's inaugural season, and his contributions to the team's video work prompted his transition to video coordinator for the 1999-00 season. He was subsequently promoted to his current position during the summer of 2000.

Before joining the Predators, Bouchard worked for 12 years in a variety of hockey operations roles for the National Hockey League in Montreal and Toronto. In his last capacity with the NHL, the Pierrefonds, Quebec native managed more than 500 off-ice officials and video goal judges from the NHL office in Toronto as the officiating coordinator.

During the off-season, he serves as an on-ice instructor at several hockey schools and clinics throughout North America. He is the head instructor at the annual Predators Hockey School, responsible for the planning and integration of all tactical facets of the on-ice program. He was also the head coach of the Father Ryan High School hockey team in Nashville in 2006-07.

Robert, his wife, Janie, and children, Ryan and Meghan, reside in Hermitage, Tenn.



### **DAVID GOOD** STRENGTH & CONDITIONING COACH

---

David Good enters his fifth season as the strength and conditioning coach of the Nashville Predators. He joined the Predators in July of 2004 and is responsible for preparing and supervising workout programs for all players in the Predators system. Good also runs the club's prospect career development program and the off-ice aspects of the Predators Hockey School in the off-season.

Prior to joining the Predators, Good served as the director of speed-strength and conditioning for West Coast Sports Performance and Center for Athlete Medicine in Manhattan

Beach, Calif., and also served as a consultant for the Long Beach Ice Dogs (ECHL). The Colorado native served as the assistant speed-strength and conditioning coach for the Los Angeles Kings from 1999-2003 and held the same title from 1997-99 with the Ice Dogs (IHL). He also served as strength and conditioning coordinator at Loyola Marymount University in Los Angeles from 1998-99.

Before moving to California, Good served as the student assistant strength and conditioning coach at the University of Colorado for two years. He received his bachelor of arts degree in kinesiology from the University of Colorado at Boulder along with certifications in strength and conditioning, sports conditioning, and Olympic weightlifting.



### **MITCH KORN** GOALTENDING COACH

---

Mitch Korn is in his 11th season as the goaltending coach for the Nashville Predators and in his 18th season in the NHL. He works with all netminders in the Nashville system, including those playing in Milwaukee (AHL), amateur leagues and Europe. Last season, he helped current Nashville netminder Dan Ellis develop into a No. 1 goalie after playing in just one NHL game prior to the 2007-08 season. Ellis led the NHL in save percentage (.924) and tied for third in the NHL and established a single-season franchise record in shutouts (6). Korn also assisted in the development of former Nashville goaltenders Chris Mason and Tomas Vokoun. Mason ranked second in the NHL in save percentage (.925) in 2006-07 while Vokoun ranked fifth in the NHL in save percentage (.920) and tied for sixth in shutouts (5) in his last season with Nashville in 2006-07.

Prior to joining the Predators on July 23, 1998, Korn spent seven seasons coaching the netminders in the Buffalo Sabres organization, where he enjoyed great success while working with two-time Hart Trophy-winner Dominik Hasek. Under Korn's tutelage, Hasek captured four Vezina Trophies and led the NHL with the best save percentage five times. Korn also saw Buffalo's goaltending tandem (Hasek and Hall-of-Famer

Grant Fuhr) capture the NHL's Jennings Trophy (lowest team goals-against average) during the 1994-95 season. Besides Hasek and Fuhr, Korn also coached current NHL standouts Olaf Kolzig and Martin Biron.

The New York City native has been employed at Miami University's Goggin Ice Center in Oxford, Ohio for the past 28 years, where he has served in various capacities. He currently runs the university's seven-week summer hockey school, along with his own goaltending and defenseman schools around the country. Korn also contributes regularly to several hockey publications including USA Hockey Magazine and Goalies' World.

Korn began his college hockey career at Kent State University in the late 1970s and started his coaching career at KSU in 1979. He continued coaching the goaltenders at Miami University until joining the Sabres in 1991. Korn has more than 33 years of coaching experience and is now in his 18th season as an NHL goaltending coach.

Mitch's daughter, Ashley, is a junior at Miami University, and skates on the university's Varsity Synchronized Skating Team.

## MANAGEMENT & STAFF

# TRAINING STAFF



### **DAN REDMOND** HEAD ATHLETIC TRAINER

Dan Redmond is in his 11th season as the head athletic trainer of the Predators. Prior to joining the Predators in July 1998, Redmond spent five seasons as the athletic trainer of the Portland Pirates of the American Hockey League (where he worked with Barry Trotz, head coach of the Predators) and four seasons with the AHL's Baltimore Skipjacks. He also spent three years (1987-1989) in the Cleveland Indians organization as the athletic trainer for their developmental clubs. He served two stints

as a graduate assistant with Radnor High School (Radnor, Pa.) and Temple University Sports Medicine Center.

Redmond is a certified member of the National Athletic Trainers Association. He worked his 1,000th game in professional hockey as an athletic trainer on December 23, 2001 and is expected to work his 1,500th game during the 2008-09 season.

Redmond resides in Lebanon, Tenn., with his wife, Barbara, daughter, Danielle and son, Sean.



### **PETE ROGERS** HEAD EQUIPMENT MANAGER

Pete Rogers is in his 11th season as head equipment manager of the Nashville Predators. He is responsible for the everyday equipment needs of all the players as well as coordinating transfer of equipment to and from road games. Rogers also works with the NHL to ensure compliance with programs concerning equipment tracking, jersey authentication and on-ice exposure.

Rogers was the head equipment manager for the Eastern Conference All-Stars at the 2008 NHL All-Star game in Dallas. He has served as the equipment manager for Team USA at the 2006 Winter Olympics and at the IIHF World Championships in 2005 and from 1998-2002.

Rogers also worked as Team USA's equipment manager at the 2004 World Cup of Hockey and the 2004 Deutschland Cup in Germany. The veteran worked his 1,000th game as an equipment manager in professional hockey on January 23, 2002.

Prior to joining the Predators in July 1998, the SUNY Brockport graduate spent seven seasons as the equipment manager and director of team travel for the Rochester Americans of the American Hockey League. Rogers spent nine seasons as an assistant equipment manager in Rochester before a one-year stint as head trainer with the Hampton Roads Admirals of the East Coast Hockey League in 1989-90.

Pete, his wife, Judy, and daughter, Alexandra, reside in Franklin, Tenn.

## TRAINING STAFF



**Jeff Camelio**  
Assistant Equipment  
Manager



**Andy Hosler**  
Assistant Athletic Trainer



**Brad Peterson**  
Equipment Assistant

## PREDATORS STAFF



**Patrick Abell**  
Technical Operations  
Manager



**Doug Aitken**  
Director of Marketing



**Craig "Partner" Baugh**  
Locker Room Attendant



**Paige Belew**  
Fan Relations Coordinator



**Andee Boiman**  
Youth & Amateur  
Hockey Manager



**Jack Burk**  
Account Executive



**Chris Burton**  
Account Executive



**Randy Campbell**  
Vice President  
of Marketing



**David Chadwell**  
Director of  
Ticketing



**Susan Charnley**  
Payroll Manager



**Kyle Clayton**  
Accountant



**Kathryn Cloud**  
Account Service Manager/  
Corporate Partnerships



**Terry Crutcher**  
Director of Finance



**Emily Cutler**  
Account Service Manager/  
Corporate Partnerships



**Tim Darling**  
Communications Manager



**Adam DeVault**  
Entertainment Manager



**Bob Flynn**  
Director of New Business  
Development



**Jamie France**  
Accounts Payable



**Brad Gillispie**  
Senior Account Executive



**GNASH**  
Mascot

MANAGEMENT & STAFF

---

**PREDATORS STAFF**



**Blake Grant**  
Director of Technical  
Operations



**Courtney Gray**  
Fan Relations Supervisor



**Erin Grosvenor**  
Human Resources  
Coordinator



**Nat Harden**  
Vice President  
of Ticket Sales



**Chris Harrington**  
Account Executive



**Gregory Harvey**  
Director of  
Team Services



**Bradford Hollingsworth**  
Account Executive/  
Corporate Partnerships



**Mitch Jordan**  
Manager,  
Video Production



**Chris Junghans**  
Vice President of  
Premium Ticket Sales



**Michelle Kennedy**  
In-House Counsel



**Britt Kincheloe**  
Director of Premium  
Seating Service



**Bob Kohl**  
Director of Broadcasting



**Jay Levin**  
Internet Development  
Manager



**Elaine Lewis**  
Executive Assistant



**Lauren Linton**  
Accountant



**Mac Maddox**  
Fan Relations Coordinator



**Gina Maduri**  
Community Relations  
Coordinator



**Susie Masotti**  
Vice President of Premium  
Seating Service



**John McMillin**  
Account Executive/  
Corporate Partnerships



**Connell Meekins**  
Executive Assistant



**Jenny Moss**  
Senior Account Executive



**Jason Mott**  
Senior Account Executive



**Marty Mulford**  
Director of Ticket Sales



**Brett Newkirk**  
Videographer/Editor



**Julia Potash**  
Fan Relations Coordinator



## PREDATORS STAFF



**Gerry Pring**  
Executive Assistant



**Mollie Roach**  
Ticket Sales Coordinator



**Mary Jane Rodgers**  
Ticket Operations  
Coordinator



**Jason Rourke**  
Account Executive



**John Russell**  
Team Photographer



**Dan Schaefer**  
Account Executive



**Sara Shear**  
Ticket Operations  
Coordinator



**Chris Smith**  
Entertainment Coordinator



**Delmar Smith**  
Director of Corporate  
Partnerships



**Beth Snider**  
Vice President of Finance



**Kelly Sparks**  
Marketing Coordinator



**Chuck Stephens**  
Senior Graphic Designer



**Brandy Tatum**  
Office Coordinator



**Raquel Toombs**  
Promotions Manager



**Tiffany Vanek**  
Account Executive



**Brandon Walker**  
Hockey Operations Manager



**Rebecca Ward**  
Director of Community  
Relations



**David White**  
Associate Producer



**Christy Whitney**  
Database/Event Coordinator



**Joe Wiese**  
Database Manager



**Erich Wilhelm**  
Community Relations/  
Youth & Amateur Hockey  
Coordinator



**Kevin Wilson**  
Communications Coordinator



**Tim Wilson**  
Senior Manager of  
Premium Seat Sales



**Allison Winters**  
Director of Human Resources



**Ron Zolkower**  
Advertising/Game  
Presentation Coordinator

## BROADCAST PARTNERS

**FSN SOUTH**

FSN South, the nation's largest regional sports network, enters its 11th season as the cable and satellite television home of the Nashville Predators, televising 55 regular-season games to more than 3.3 million viewers across Tennessee, Kentucky and the northern portions of Alabama and Mississippi.

FSN South will serve as the exclusive telecast provider of Predators games for the 2008-09 NHL season. Calling all the Predators action on FSN South will be team play-by-play announcer Pete Weber and color analyst Terry Crisp.

The regional sports network will also televise *Predators LIVE*, extensive post-game show featuring player interviews and coaches' press conferences following each game telecast. Predators' players and personnel will also be prominently featured on original FSN South programs.

FSN South, the nation's largest regional sports network, reaches more than 12 million cable and satellite homes in seven states in the Southeast - Tennessee, Georgia, Kentucky, Mississippi, North Carolina, South Carolina and Alabama. FSN South delivers a vast array of live telecasts from the professional (i.e., Atlanta Braves, Atlanta Hawks, Atlanta Thrashers, Carolina Hurricanes, Memphis Grizzlies, Charlotte Bobcats) and collegiate (SEC, ACC) sports worlds. The nation's largest regional sports network combines the resources of the Fox Sports brand with top professional, collegiate and other live events and games, as well as original sports programming relevant to the Southeastern sports fan.

Learn more about FSN South at [www.foxsports.com](http://www.foxsports.com) (keyword: south).

**PREDATORS RADIO NETWORK**

104.5 The Zone (WGFX 104.5-FM) returns for its fourth season as the flagship radio station of the Nashville Predators. This year's broadcast will feature an exclusive radio broadcast in an effort to better serve the listening audience. A new radio-specific play-by-play announcer will call the action for the club's 55 games that air on FSN South, and will join the longtime team of Pete Weber (play-by-play) and Terry Crisp (color analyst) for the other 27 contests.

Several regional affiliates complete the broadcast radio network of the Nashville Predators during the hockey season, as games are broadcast throughout the state of Tennessee, as well as parts of Kentucky and Alabama.

WGFX will carry all preseason, regular season and post-season Predators games that do not conflict with its previous broadcast commitments, while Nashville's 97.1 RQQ (WRQQ 97.1-FM) will broadcast the balance of the schedule. All regular-season and playoff games will include a post-game show, with those following home games originating from the Sommet Center's Suite Level Club.

WGFX afternoon personality Willy Daunic will be the primary host for radio broadcasts, providing game analysis, player interviews and profiles, NHL scores and highlights before, during and after the final horn. 104.5 The Zone will continue to be the home of hockey on Nashville's radio dial in 2008-09, airing player/coach shows, game-day updates, weekly reports and additional weekly programming.

104.5 The Zone features highly-rated morning (The Wake-Up Zone with Mark Howard, Frank Wycheck and Kevin Ingram, Monday-Friday, 6:00-10:00 a.m. CT) and afternoon-drive (The Sports Zone with George Plaster, Willy Daunic and Darren McFarland, Monday-Friday, 3:00-7:00 p.m.) shows, with both welcoming Predators players, coaches and other personnel on as guests on a regular basis. The Sports Zone Pre-Game Show (Monday-Friday, 2:00-3:00 p.m. CT), hosted by McFarland, dedicates an entire show to hockey each week. Additionally, the station hosts a Predators player's show live in downtown Nashville during the season.

Learn more about 104.5 The Zone at [www.1045thezone.com](http://www.1045thezone.com). Learn more about 97.1 WRQQ at [www.971rq.com](http://www.971rq.com).

## BROADCASTERS

**PETE WEBER** *PLAY-BY-PLAY ANNOUNCER*

"Voice of the Predators" Pete Weber enters his 11th season as the team's play-by-play announcer in 2008-09. His insight into the team and the game of hockey is a regular feature in local sports talk radio and television, and he also consistently contributes to the Predators' Web site and team publications.

Pete is slated to be a "Western Conference Insider" on XM Satellite Radio's "NHL Home Ice" service (XM 204) once again in 2008-09. In addition to his duties with the team, Weber co-hosted "SportsNight" (a popular local sportstalk radio program) from July 2003 until August of 2005 and has filled in as a program host for ESPN Radio. For the past few summers, Pete has joined in on the Triple-A baseball Nashville Sounds' broadcasts and also produced and hosted weekly podcasts: "This Week in the Minor Leagues" and the syndicated "Southern Pro Football."

Weber spent two seasons (1995-97) as the radio play-by-play announcer for the Buffalo Sabres, three seasons (1978-81) as the color analyst for the Los Angeles Kings and also served as host of "Hockey Night with the Buffalo Sabres" from 1990-93. Along with his 22 seasons of NHL experience, Weber has served as a play-by-play voice in baseball (Buffalo Bisons, 1983-95), basketball (Seattle SuperSonics, 1981-82) and football (University of Buffalo, 1992). He called the hockey action for the University of Notre Dame (1974-76) and the University at Buffalo (1976-78) and was part of the Buffalo Bills' broadcast team during their four Super Bowl seasons (1990-93).

Weber was inducted into the Buffalo Baseball Hall of Fame in the summer of 1999. He was elected to the Board of Governors for the Mid-South Region of the National Academy of Television Arts and Sciences and served as vice president from 2003-07.

The Galesburg, Ill., native is a graduate of the University of Notre Dame. Weber and his wife, Claudia, reside in Nashville.

**TERRY CRISP** *COLOR COMMENTATOR*

Entering his 11th season with the Predators, Terry Crisp provides the color commentary on the club's television and radio broadcasts and helps comprise one of the most well-known broadcast duos in the league. He regularly contributes insight to the Predators' Web site and local

sports talk radio and worked as a studio analyst for Canada's TSN during the 2000, 2002 and 2003 World Championships.

Crisp served as a color analyst for FOX Sports during the 1998-99 season and during the 1998 and 1999 Stanley Cup Finals, and has served in a similar capacity for TSN in past years.

Crisp posted 201 points (67g-134a) in 536 games during his 11 seasons in the NHL as a player for the Boston Bruins, St. Louis Blues, New York Islanders and Philadelphia Flyers. He has won three Stanley

Cup Championships, two as a player with the Flyers (1974 and 1975) and one as a coach with Calgary (1989), and he is one of only 14 people to have won the Cup as both player and head coach. The Parry Sound Ont., native has a unique perspective on expansion teams: he was a player with the inaugural editions of the St. Louis Blues in 1967 and the New York Islanders in 1972.

Crisp was the head coach of the Tampa Bay Lightning from the franchise's inception in 1992 through October, 1997, coaching 391 games. He held the record for most games coached by an expansion franchise's first coach until Nashville head coach Barry Trotz broke the mark in 2003. In the 2004 NHL Stanley Cup Finals, the Lightning defeated the Flames - the team he coached to the Cup in 1989. Crisp also served as the assistant coach of the silver medal-winning Canadian team at the 1992 Winter Olympic Games in Albertville, France.

Terry and his wife, Sheila, reside in Nashville. The Crisp's have three children - sons Tony and Jeff and daughter Caley.

## POWERS MANAGEMENT

Powers Management | 501 Broadway | (615) 770-2000 | Fax: (615) 770-2010

The facility management company Powers Management was established in 1997, and it took over the day-to-day operation and management of Nashville's premier sports and entertainment facility, the Sommet Center, on July 1, 2000. Inheriting the building's original management contract from Leisure Management, Inc., Powers Management is retained by the Nashville Sports Authority and Metro Nashville.

Hugh Lombardi joined the Sommet Center in June 2002 and oversees the building's day-to-day operations and event bookings as Powers Management's senior vice president/general manager and chief operating officer. Lombardi and his staff are responsible for administration, box office, operations, engineering, finance, marketing, booking and maintenance.

Since its opening on December 18, 1996, more than 12 million fans have entered the doors to "Experience the Excellence" of the Sommet Center, home of world-class entertainment and sporting events. The Sommet Center hosts more than 150 events each year, ranging from Predators games to concerts, family shows and community events. Additionally, the state-of-the-art facility hosts a large number of conventions and business conferences. It has ranked in the top 30 in overall arena ticket sales while averaging more than 20 concerts per year each of the past three years. In 2007, the Sommet Center was nominated for the Pollstar Concert Industry Venue of the Year award.

A report issued in 2004 estimated that the Sommet Center had an economic impact of more than \$618 million on downtown Nashville from 1997-2003, and Sommet Center events annually are responsible for over \$100 million of economic impact. Four days of the NCAA men's basketball tournament means greater than \$6 million of economic impact on the community, while a full season of Predators hockey brings approximately \$80 million in impact.

The one million-square-foot facility, located in downtown Nashville (corner of Broadway and Fifth Avenue), has also spurred downtown growth in the last eight years, inspiring further development that includes the Country Music Hall of Fame, the Frist Museum of the Visual Arts and the Schermerhorn Symphony Center.

The Sommet Center serves a variety of "non-traditional" functions for Davidson County, the city of Nashville and local residents as well. The Sommet Center tower is home to the Tennessee Sports Hall of Fame, an XM Radio studio, and the Nashville Convention and Visitors Bureau, which hosts more than 500,000 tourists annually. The Sommet Center features The Suite Level Club, a 260-seat fine-dining experience, which is open before and after games and hosts a number of banquets and receptions.

The arena also houses over 6,000 square feet of meeting room space and a 13,500-square-foot rehearsal hall that is available for rent and used by a number of touring acts. Metro's Registry of Deeds and the Metro North Police precinct are also located inside the Sommet Center.



**Hugh Lombardi**  
Senior Vice President/  
General Manager



**Brock Jones**  
Senior Director of Booking

## PREDATORS FOUNDATION



Established in 1998, the Nashville Predators Foundation strives to meet the educational, social, health and cultural needs of our community by offering unique resources and financial support to local youth-oriented organizations. Through several fundraisers held throughout the year, the Predators Foundation has awarded more than \$2 million to Nashville and Middle Tennessee-area charities and community service organizations since its creation.

### GOLF TOURNAMENT

The Nashville Predators Foundation hosts its annual "First Tennessee Dr. Mac Memorial Golf Tournament" each September. In 2004, the tournament's name was changed in honor of the late Dr. James McPherson, who served as the Predators' dentist from 1998-2004. The 2008 tournament raised more than \$40,000 for the Nashville Predators Foundation.



### UNMASKED BALL

In past years, Hollywood, Hawaiian Luau, New Orleans Mardi Gras and Disco Ball have highlighted the Unmasked Ball, a black-tie affair featuring Predators players, coaching staff and management. Guests attending the ball have had the opportunity to have their photo taken with Predators players and the Stanley Cup throughout the evening. The Unmasked Ball features a live and silent auction and has raised more than \$950,000 since its inception in 1998.



### WINE FESTIVAL & TASTING

The Predators Foundation held their inaugural Wine Festival & Tasting in 2006. The 2008 event consisted of a wine tasting on the floor of the Sommet Center and featured samples from more than 120 wines, Budweiser beer and assorted spirits. Levy Restaurants also had culinary stations set up and served heavy hors d'oeuvres. The evening included Predators personnel, an extensive silent auction and photo opportunities with Predators mascot GNASH.

There was also a VIP Dinner & Tasting hosted by Michael Hendry of Hendry Vineyards in The Suite Level Club that included a five-course wine dinner featuring Hendry Wines.



### JACK DILLER EDUCATION AWARD

Each year the Predators Foundation awards four high school seniors the Jack Diller Education Award in the amount of \$2,500 each. All applicants must reside within Nashville/Middle Tennessee, excel in academics, athletics and volunteerism, and nominated by a teacher or coach. Applicants must include their transcript, an essay on why they are deserving of this award and two letters of recommendation. The four winning students are recognized during a Predators home game. Applications are available in September with a February 6, 2009 deadline. For more information, please contact the Nashville Predators Foundation at (615) 770-2321 or visit the Nashville Predators website at [nashvillepredators.com/community](http://nashvillepredators.com/community).

Other events and activities that raise funds for the Nashville Predators Foundation include:

### DEX SCORE & WIN PROGRAM

The Nashville Predators Foundation and DEX Imaging and Mailing teamed up to raise \$30,900 through the DEX Score and Win Program during the 2007-08 regular season. Every time a Predator scored a goal or recorded a goaltending win in 2007-08, DEX made a donation to the Predators Foundation that was distributed to 10 Middle Tennessee charities. For every goal scored by a forward or a win by a goaltender, DEX contributed \$100. The contribution was \$150 for goals scored by

## PREDATORS FOUNDATION

a defenseman and there was a \$200 bonus for hat tricks and shutouts.

The 2007-08 campaign marked the third season of the DEX Score and Win Program. The program was launched midway through the 2005-06 season and brought in \$18,750 that year. The program has now combined for more than \$86,000 over the past three seasons.

DEX Imaging and Mailing provides premier office systems and service support in the Southeast and is the Official Office Equipment Provider of the Predators.

### GAME NIGHT/ON-LINE SILENT AUCTION

The Predators Foundation hosts a silent auction table at each Predators home game behind section 120 on the main concourse. Also at the auction table, at various games throughout the season, the Predators Foundation will be selling autographed pucks as part of a fundraiser called Holiday Mystery Puck. For a \$20 donation to the Foundation, fans will have the opportunity to select a wrapped, themed puck autographed by a Predators player. Additionally, Predators Foundation online auctions are hosted on [nhl.com](http://nhl.com).

### BIRTHDAY AND SPECIAL ANNOUNCEMENT MEGATRON MESSAGES

For a donation to the Predators Foundation, fans have an opportunity to put birthday, anniversary and engagement announcements on the Megatron during Predators home games. In-game center-hung scoreboard rates are \$50 for a birthday announcement and \$100 for an engagement announcement (based on game availability). To schedule, please contact Community Relations at (615) 770-2331.

### ZAMBONI RIDES/PRE-GAME VISIT TO THE PENALTY BOX

For a \$100 donation to the Nashville Predators Foundation, Predators fans can ride the Zamboni or have the opportunity to sit in the visiting team's penalty box during the Nashville Predators' pre-game skate. To schedule, please contact Community Relations at (615) 770-2331.

### DONATION REQUESTS

The Nashville Predators are committed to positively influencing the community far beyond the game. The team's community relations department assists non-profit charities and other businesses to raise money for their own causes. To request a non-monetary donation for your event, please visit [nashvillepredators.com/donations](http://nashvillepredators.com/donations).

### NASHVILLE PREDATORS FOUNDATION GRANT RECIPIENTS

In 2007-08, the Nashville Predators Foundation distributed over 100 grants totaling more than \$250,000 to Nashville and Middle Tennessee-based community service and charitable organizations.



### GRANT APPLICATIONS

The Predators Foundation places priority on giving back to the local communities where its players, employees and fans live and work. Foundation grants range from \$500 to a maximum of \$10,000. Organizations must have a 501(c)3 status to apply. To request an application, please contact the Nashville Predators Foundation at (615) 770-2321 or visit the Nashville Predators website at [nashvillepredators.com/community](http://nashvillepredators.com/community).

### COMMUNITY RELATIONS

The Predators are committed to the underlying team mission to "work hard, play hard, and provide outrageous customer and community service." Every member of the Predators organization can be found giving back to the community throughout the season - from ownership, players, management, and staff.

This commitment to the community is seen through various initiatives. A few of the Predators' 2007-08 initiatives included Second Harvest Food Bank collections, the Marine Corps Toys for Tots Drive, Salvation Army Kettle Drive, monthly hospital visits, a Thanksgiving Turkey Giveaway, a Holiday Party for kids and the Teacher of the Month Program.

The Nashville Predators are also actively involved in a variety of programs providing incentives for elementary, middle and high school students.





# PREDATORS FOUNDATION

## STICK TO READING = SUCCEEDING

Stick to Reading = Succeeding is an incentive program that encourages young students to read. For the past two seasons the Predators have partnered with Lochinvar to create a reading incentive program in Wilson County. This program includes prizes for the students who attain certain reading levels, school assemblies with appearances by Predators players, mascot GNASH and Predators personnel, in addition to tickets and autographed memorabilia to encourage the students to excel in academics.



## WAL-MART TEACHER OF THE MONTH

The Wal-Mart Teacher of the Month program recognizes teachers in the greater Nashville area for their accomplishments. The Predators select teachers based upon the principal's portrayal of how the teacher has impacted students, school faculty and others around them. The Predators target a different county in the area each month and applications are distributed by the Predators to the principals. The winning teacher each month receives a surprise visit from Predators mascot GNASH, a certificate, tickets to a Predators game and recognition on the Predators web site. For more information, please contact Community Relations at (615) 770-2331 or visit the Nashville Predators website at [nashvillepredators.com/community](http://nashvillepredators.com/community).

## PENCIL PARTNER PROGRAM

The Pencil Partner Program partners the Nashville Predators with Hume-Fogg High School and Lockeland Design Center Elementary School to provide unique opportunities to local youth. High school students have the opportunity to be a sportswriter for a day, where they watch a game from the pressbox, attend the post-game press conference with Head Coach Barry Trotz and write a follow-up game story. Other opportunities in the program include mascot GNASH welcoming the students to school on the first day after summer vacation, complimentary tickets, donated autographed memorabilia, participation in hockey clinics and the opportunity for students to volunteer at Predators' fundraising events.

## PLAYERS' WIVES INITIATIVES: ARENA DRIVES

Throughout the year, the players' wives organize charitable drives to benefit the families of Nashville and Middle Tennessee. Fans are encouraged to bring donations during these games.

## DRIVE DATES:

Saturday, 9/27 vs. Columbus	School supplies drive benefiting Bridges Academy
Saturday, 11/1 vs. Florida	Second Harvest Food Bank food drive
Monday, 11/17 vs. San Jose	Second Harvest Food Bank food drive
Thursday, 12/4 vs. Colorado	Toys for Tots toy drive
Saturday, 12/13 vs. Dallas	Toys for Tots toy drive
Saturday, 12/20 N.Y. Islanders	Salvation Army Kettle drive
Saturday, 1/10 vs. Chicago	New/gently-used sports equipment drive benefiting Sports 4 All Foundation
Saturday, 2/28 vs. Detroit	Book drive benefiting Book'em
Saturday, 3/28 vs. Los Angeles	Baby supplies drive benefiting Nurses for Newborns

## WAL-MART FRIDAY FUNDAY

Throughout the season Predators players' wives, girlfriends and mascot GNASH participate in the Wal-Mart Friday FunDay program by visiting local elementary schools on a Friday to read books to the students and talk about the importance of education.



## PLAYERS' CHARITABLE INVOLVEMENT

Nashville Predators players, management and mascot GNASH made more than 250 appearances in Middle Tennessee during the 2007-08 season. Over the years, players have donated game tickets and have visited several non-profit organizations throughout the Nashville community. Several organizations have benefited from the Predators' charitable ticket initiatives including:

ABLE Youth, Big Brother Big Sisters of Middle Tennessee, Book'em, Boys & Girls Clubs of Middle Tennessee, Bridges Academy, Camp Horizons, Make-A-Wish Foundation, Metropolitan Parks & Recreation, Monroe Harding, Nurses for Newborns, Progress, Inc., Rocketown, Ronald McDonald House, Saddle Up!, Special Olympics, Sports 4 All Foundation, Tennessee Baptist Children's Home, YMCA of Middle Tennessee, Youth Encouragement Services and Youth Villages.

## COACH TROTZ AND MY FRIEND'S HOUSE

Head Coach Barry Trotz and his wife Kim have provided a \$500 donation to My Friend's House for every Predators home win since the start of the 1999-2000 season. Together, they have donated more than \$110,000.

# YOUTH & AMATEUR HOCKEY

The Nashville Predators continue their efforts to enhance the awareness and opportunity of youth hockey in Middle Tennessee. The Predators have created partnerships with local youth hockey associations and assist with fundraising, hockey education and additional ice time to promote the growth of the sport at the grassroots level.

The Nashville Predators also assist area youth hockey organizations by providing coaches' clinics, players' clinics, ice time at the Sommet Center and funding for uniforms. Area youth players are also frequently featured during intermissions at Predators' home games. For more information on these programs, please contact the Predators Youth & Amateur Hockey Department at (615) 770-2372.

## STREET PRIDE

The NHL's league-wide street youth hockey program, NHL Street, serves local community centers and schools by providing a free athletic and educational program.



The NHL and the Nashville Predators provide street hockey sticks, rubber pucks, no-bounce balls, nets and protective goalie equipment, including start-up hockey instruction for coaching and administration. The Predators also provide informative manuals for staff and participants, as well as follow-up with program centers and player/coach clinics.

There are currently 36 community centers that participate in the Street Pride program.

Boys and Girls Club  
Bradley County Juvenile Court  
Bransford Youth & Community Dev. Center  
Brentwood YMCA  
Catholic Charities Youth Refugee Program  
Challenged Athletes Playing Equally  
Clarksville YMCA  
Coleman Community Center  
Donelson YMCA  
Downtown YMCA  
Franklin YMCA  
Green Hills YMCA  
Hadley Community Center  
Hartman Community Center  
Hermitage Community Center  
Joe C. Davis YMCA  
Kenrose Elementary  
Kirkpatrick Community Center  
Looby Community Center  
Margaret Maddox YMCA  
Martha O'Bryan Center  
Maury County YMCA  
Murfreesboro Extended School Program  
Napier Community Center  
Northwest YMCA  
Putnam County YMCA  
Robertson County YMCA  
Rose Community Center  
Stratford High School Spartan Hockey  
St. Joseph's School  
Sumner County YMCA  
Youth Encouragement Services  
Walter Hill Elementary  
Warren County Inline Hockey League  
Watkins Community Center  
West Community Center

## PREDATORS HOCKEY SCHOOL

The Predators host a hockey school each July at Centennial Sportsplex. The school is open to boys and girls ages 8-14. Youth attending the hockey school are challenged daily with more than two hours of ice time, as well as intensive dry-land conditioning, video analysis and "chalk talk" sessions. The hockey school emphasizes the basic fundamentals of hockey: stickhandling, power skating, shooting and passing.



Other features of the camp include daily lectures on nutrition, injury prevention, equipment maintenance and perspectives from Predators' scouting and coaching staff.

The Predators also host the Little Preds Hockey School, an evening camp, during the summer at Cool Springs Ice Center in Franklin. The school is offered to children ages 4-7.

## TAKING HOCKEY TO THE STREETS

"Taking Hockey to the Streets" is a grassroots marketing initiative in which members of the Predators organization make unannounced visits to neighborhoods where kids routinely gather to play street hockey. The program gives young fans an exciting opportunity to interact with members of the Predators organization, players, coaches, mascot and/or broadcast team. The program is designed to promote and grow the sport of hockey from the grassroots level in Middle Tennessee.

## PREDATORS CUP

The best high school teams in the state of Tennessee compete in the state high school hockey championship for "The Predators Cup." The Predators Cup represents the Tennessee State High School Championship trophy and it remains on permanent display in the Sommet Center. A replica version is awarded to the state winner.



The Nashville Predators established the Predators Cup during the 1999-00 season as part of the team's mission to increase the visibility of hockey on the amateur level in the state of Tennessee. The Predators Cup features an NHL experience, complete with a ceremonial face-off, a public address announcer, off-ice officials, scoreboard, music operators and locker room accommodations.

### Predators Cup winners:

2000 - Memphis Metro Warriors  
2001 - Centennial Cougars  
2002 - Brentwood Bruins  
2003 - Mt. Juliet Bears  
2004 - Houston Mustangs  
2005 - Collierville Dragons  
2007 - Pope John Paul II Knights  
2008 - Pope John Paul II Knights

# YOUTH & AMATEUR HOCKEY

## COACHES CORNER

In an ongoing effort to foster and improve youth hockey opportunities in Middle Tennessee and the mid-South region, the Nashville Predators are pleased to offer support to youth hockey coaches at all levels. Through partnerships with flexxCOACH and USA Hockey, the Predators are able to present tools that any coach can use to improve his or her knowledge and, in turn, the team's on-ice performance. The Nashville Predators have teamed up with flexxCOACH to bring coaches and players on-ice drills from the pros through complimentary on-line weekly drills at [nashvillepredators.com](http://nashvillepredators.com). USA Hockey, Inc., is the National Governing Body for the sport of hockey in the United States. As such, its mission is to promote the growth of hockey in America and provide the best possible experience for all participants by encouraging, developing, advancing and administering the sport. The Predators host USA Hockey Coach Clinics throughout the year featuring Predators coaching staff as guest speakers.

## LOCAL HOCKEY RECOGNITION

The Nashville Predators recognize an ice or inline player and volunteer in the Nashville areas who demonstrate character skills that make youth hockey a better experience for all involved. During the season, the Youth Hockey Player of the Month and Youth Hockey Volunteer of the Month are recognized at a Predators home game. Local coaches, parents, team managers, friends and rink or league administrators nominate Middle Tennessee individuals for either award. Potential candidates are based on the following criteria as displayed at the rink, during practices, games and tournaments: sportsmanship, respect, positive attitude and behavior. In addition to individual recognition, the Predators also recognize teams that make up the Tennessee amateur and youth hockey scene. Tennessee Hockey Team Spotlight was created for ice, inline or street hockey teams that deserve to have their story told. Stories are featured at [nashvillepredators.com](http://nashvillepredators.com)

## PREDATORS GET OUT AND LEARN! HOCKEY PROGRAM

The Predators G.O.A.L! program presented by Delta Dental of Tennessee introduces the game of hockey to potential future Predators, without the financial commitment typically associated with the sport. This free introductory program is designed for kids 9-and-under with no prior hockey experience. G.O.A.L! is offered in weekly sessions throughout the year at local rinks. The Predators provide all necessary equipment, ice time and instruction for kids to sample what it's like to play hockey, making the program ideal for any family. The Predators are dedicated to supporting the development of youth hockey at all levels and recognize the need for local skating facilities to be accessible for beginners to



help grow the sport, beginning at younger ages. Since its inception in the fall of 2005, more than 600 participants have graduated from G.O.A.L!.

## ACE'S GOT SKILLS

Launched in September 2004 and supported by the Nashville Predators in addition to the National Hockey League and several NHL teams, Ace's Got Skills is modeled after the NHL's popular All-Star Super Skills Competition and gives boys and girls ages 9-12 the opportunity to come out and test their skill level in the following key ice hockey categories: fastest skater, hardest shot, accuracy shooting, breakaway shootout and best goalie. Local winners from these league-wide, top-shelf youth ice hockey skills competitions have the opportunity to compete at the Nationals against qualifiers from other NHL markets. Registration fees collected by the program benefit the Ace Bailey's Children's Foundation in memory of former Boston Bruin "Ace" Bailey who was killed in the Sept. 11, 2001 attacks.



## HOT SHOTS

The Nashville Predators Hot Shots hockey clinic travels to schools within the Middle Tennessee area and aims to educate first to sixth grade physical education classes on the fundamentals of hockey. Each school year the Hot Shots program visits more than 25 schools and 5,000 students in Davidson, Montgomery, Rutherford, Sumner, Williamson and Wilson counties. Predators Youth & Amateur Hockey personnel provide instruction and necessary street hockey equipment for participation in Hot Shots. The clinic includes a brief introduction about the history of the Nashville Predators, an overview of the equipment Predators players use, and continues with interactive hockey skills that focus on stick handling and shooting. At the end of the program, students are given the opportunity to ask questions regarding hockey or the Nashville Predators.



## PROTECT YOUR FANGS

Launched in fall 2007, the Nashville Predators and Delta Dental of Tennessee have teamed up for the "Protect Your Fangs" campaign, an initiative to encourage the use of mouth guards to prevent injury and maintain oral health. "Protect your Fangs" aims to educate 3,000-plus Tennessee youth ice and inline hockey players the importance of mouth guard use during sports activities, specifically hockey. Through this campaign, the Nashville Predators will provide "boil and bite" mouth guards and posters courtesy of Delta Dental of Tennessee to be distributed to all ice and inline youth hockey players ages 4-17 statewide as they take to the ice for the start of their hockey seasons.

## AHL AFFILIATE

## Milwaukee Admirals 2008-09 Directory

1001 North Fourth Street | Milwaukee, WI 53203

PHONE (414) 227-0550 | FAX (414) 227-0568

www.milwaukeeadmirals.com

**Governor/CEO:** Harris Turer**President:** Jon Greenberg**VP/Business Development:** Mike Wojciechowski**Senior Director of Communications:** Charlie Larson**Senior Director of Marketing:** Tim Van Wagoner**Director of Ticket Sales:** John Bitter**Head Coach:** Lane Lambert**Assistant Coach:** Brad Lauer**Athletic Trainer:** Doug Agnew**Equipment Manager:** Dave Randolph**Strength & Conditioning Coach:** Jason Nordby**Team Information****Team Colors:** White, Gray, and Ice Blue**Home Arena:** Bradley Center**Capacity:** 17,845**Radio Flagship:** Sports Radio 1250 WSSP**Yearly AHL/IHL Affiliations**

YEAR	TEAM	LEAGUE	COACH	GP	W	L	OTL	"SOL	PTS	GF	GA
1998-99	Milwaukee Admirals	IHL	Al Sims	82	38	28	0	16	92	254	265
1999-00	Milwaukee Admirals	IHL	Al Sims	82	37	36	0	9	83	222	246
2000-01	Milwaukee Admirals	IHL	Dave Allison	82	42	33	0	7	91	244	217
2001-02	Milwaukee Admirals	AHL	Dave Allison	80	30	35	10	5	75	198	207
2002-03	Milwaukee Admirals	AHL	Peter Horachek	80	32	27	14	7	85	247	251
2003-04	Milwaukee Admirals	AHL	Claude Noel	80	46	24	7	3	102	269	191
2004-05	Milwaukee Admirals	AHL	Claude Noel	80	47	24	4	5	103	247	207
2005-06	Milwaukee Admirals	AHL	Claude Noel	80	49	21	6	4	108	268	234
2006-07	Milwaukee Admirals	AHL	Claude Noel	80	41	25	4	10	96	227	230
2007-08	Milwaukee Admirals	AHL	Lane Lambert	80	44	29	4	3	95	231	212

\* Column refers to "overtime losses" from 2004-07 and "ties" from 1998-2004.

\*\* Column refers to "shootout losses" in from 2004-07 and 1998-99. Column referred to "overtime losses" from 2001-04.

In 1999-2000 and 2000-01, column refers to "shootout points".

YEAR	TEAM	COACH	STANDINGS	PLAYOFF HISTORY
1998-99	Milwaukee Admirals	Al Sims	4th - Midwest Division	Lost to Manitoba in 1st Rd, 2-0 (best-of-three)
1999-00	Milwaukee Admirals	Al Sims	5th - East Division	Lost to Cleveland in 1st Rd, 2-1 (best-of-three)
2000-01	Milwaukee Admirals	Dave Allison	5th - East Division	Lost to Chicago in 1st Rd, 4-1 (best-of-seven)
2001-02	Milwaukee Admirals	Dave Allison	5th - West Division	Did not qualify
2002-03	Milwaukee Admirals	Peter Horachek	4th - West Division	Defeated Rochester in Qualifying Rd, 2-1 (best-of-three); Lost to Houston in 1st Rd, 3-0 (best-of-five)
2003-04	Milwaukee Admirals	Claude Noel	1st - West Division	Defeated Cincinnati in 1st Rd, 4-3; Defeated Chicago in 2nd Rd, 4-2; Defeated Rochester in 3rd Rd, 4-1; Defeated Wilkes-Barre/Scranton in 4th Rd, 4-0, to win the Calder Cup
2004-05	Milwaukee Admirals	Claude Noel	2nd - West Division	Lost to Cincinnati in 1st Rd, 4-3 (best-of-seven)
2005-06	Milwaukee Admirals	Claude Noel	1st - West Division	Defeated Iowa in 1st Rd, 4-3; Defeated Houston in 2nd Rd, 4-0; Defeated Grand Rapids in 3rd Rd, 4-1; Lost to Hershey in finals, 4-2 (best-of-seven)
2006-07	Milwaukee Admirals	Claude Noel	3rd - West Division	Lost to Chicago in 1st Rd, 4-0 (best-of-seven)
2007-08	Milwaukee Admirals	Lane Lambert	4th - West Division	Lost to Chicago in 1st Rd, 4-2 (best-of-seven)

## AHL COACHING STAFF

**LANE LAMBERT** HEAD COACH

Lane Lambert enters his second season as head coach of the Admirals, after serving as the team's top assistant in 2006-07. Lambert, the 17th coach in Admirals history, guided a young Milwaukee squad to a 44-29-4-3 record and a spot in the 2008 Calder Cup Playoffs in his first season behind the bench.

In his first season at the helm, Lambert's focus on defense saw the Admirals give up the fourth-fewest goals in the league in addition to ranking among the AHL's best in penalty killing and shutouts. He also helped Milwaukee to a 6-1-1 record to start the season, its best start to a season in years.

Prior to joining the Admirals, the Melfort, Saskatchewan native served as an assistant coach for the Bridgeport Sound Tigers, the New York Islanders' AHL affiliate, in 2005-06 where he helped to lead the Sound Tigers to a 38-33-6-3 record and a Calder Cup playoff berth.

Prior to his position in Bridgeport, Lambert was the head coach of the Prince George Cougars of the Western Hockey League in 2004-05. In 2002-03 he was an assistant for the Moose Jaw Warriors (WHL)

and helped the team to a 36-22-11-3 record and a second place finish in the East Division.

Lambert finished a distinguished 18-year playing career with the Houston Aeros in 2000-01. Originally, the Detroit Red Wings second selection, 25th overall (second round), in the 1983 NHL Entry Draft, Lambert finished his NHL career with 125 points (58g-67a) and 521 penalty minutes in 283 games with Detroit, the New York Rangers and Quebec from 1983-89. Lambert enjoyed his most successful NHL campaign with the Nordiques in 1987-88, recording career-highs in points (41) and assists (28) in 61 contests.

The 43-year old Lambert also gained significant playing experience in both the American and International Hockey Leagues. He posted 107 points (44g-63a) in 115 games during three seasons in the AHL with Adirondack, Halifax and New Haven and notched 131 points (69a-62a) in 302 contests during five seasons with Cleveland and Houston of the IHL.

Lambert won a pair of championships as a player. The first was an AHL Calder Cup title with Adirondack in 1986. He also helped the Houston Aeros claim the IHL's Turner Cup championship in 1999.

Lambert and his wife, Andrea, have two children, Taylor and Samantha.

**BRAD LAUER** ASSISTANT COACH

Brad Lauer is in his second season as the Admirals top assistant coach, having helped lead Milwaukee to its sixth consecutive Calder Cup playoff berth in 2007-08. The Humboldt, Saskatchewan, native's duties with the club include running the defense corps on the bench and pre-scouting opponents.

Lauer came to the Admirals after five successful seasons (2002-07) as an assistant coach for the Kootenay Ice of the Western Hockey League. During the 2006-07 season, Lauer helped the Ice to an impressive 49-17-0-3 record and 104 points which was good for second place in the WHL's Central Division. In his five seasons with the Ice, the team picked up more than 100 points twice and won 40 games on three occasions. The team's winning percentage during that span was a remarkable .638, while their 139 wins in those three seasons were the most in any three years combined in team history.

The New York Islanders second-round pick in the 1985 draft (34th overall), Lauer completed a 16-year playing career after the 2001-02 season. In that time he posted 111 points on 44 goals and 67 assists in 323 career NHL games with the Islanders, Chicago Blackhawks, Ottawa Senators and Pittsburgh

Penguins. His most successful NHL campaign came during the 1987-88 season when he notched 35 points (17g-18a) in 69 games with the Isles. He was also a member of the 1991-92 Blackhawks team that made it to the Stanley Cup Finals.

Lauer also established himself as a scoring threat during 13 seasons in the AHL and the International Hockey League. Playing for the Indianapolis Ice, Las Vegas Thunder, Cleveland Lumberjacks and Utah Grizzlies of the IHL, he picked up 273 goals and 275 assists for 548 career points. He also skated for the Springfield Indians and Capital-District Islanders in the American League where he registered 28 points (10g-18a) in 26 games.

In 1992-93, he topped all IHL players with 50 goals and finished fifth in the league in scoring with 91 points despite playing in just 62 games for Indianapolis. Lauer played a pair of seasons with Lane Lambert in Cleveland, including the 1996-97 campaign that saw the Lumberjacks make it to the Eastern Conference Finals, the farthest they ever advanced, before falling to eventual champion Detroit.

The 41-year old Lauer spent 1998-2001 with the Grizzlies where he notched 72 goals and 75 assists in 222 games, including 31 tallies during the 1998-99 season. He finished his playing career with the Sheffield Steelers of the British Super League in 2001-02.

## ADMIRALS SCHEDULE

## Milwaukee Admirals 2008-09 AHL Schedule

DAY	DATE	OPPONENT	TIME	DAY	DATE	OPPONENT	TIME
Saturday	October 11	@ San Antonio	7:00pm	Saturday	January 17	@ Iowa	7:05pm
Monday	October 13	@ Houston	7:05pm	Sunday	January 18	QUAD CITY	4:00pm
Friday	October 17	@ Peoria	7:00pm	Tuesday	January 20	QUAD CITY	7:00pm
Saturday	October 18	ROCKFORD	7:30pm	Friday	January 23	SAN ANTONIO	7:00pm
Wednesday	October 22	@ Lake Erie	6:00pm	Saturday	January 24	@ Rockford	7:05pm
Friday	October 24	PEORIA	7:00pm	Friday	January 30	CHICAGO	7:00pm
Saturday	October 25	CHICAGO	7:30pm	Saturday	January 31	@ Quad City	7:05pm
Friday	October 31	GRAND RAPIDS	7:00pm	Friday	February 6	ROCKFORD	7:00pm
Saturday	November 1	@ Grand Rapids	6:00pm	Saturday	February 7	@ Chicago	7:00pm
Friday	November 7	SAN ANTONIO	7:00pm	Sunday	February 8	PEORIA	4:00pm
Wednesday	November 12	@ Rockford	7:05pm	Tuesday	February 10	GRAND RAPIDS	7:00pm
Saturday	November 15	ROCKFORD	1:00pm	Friday	February 13	CHICAGO	7:00pm
Sunday	November 16	GRAND RAPIDS	5:00pm	Sunday	February 15	QUAD CITY	4:00pm
Tuesday	November 18	GRAND RAPIDS	7:00pm	Thursday	February 19	ROCKFORD	7:00pm
Friday	November 21	@ Iowa	7:05pm	Friday	February 20	@ Chicago	7:30pm
Saturday	November 22	@ Iowa	7:05pm	Saturday	February 21	MANITOBA	7:30pm
Wednesday	November 26	PEORIA	7:00pm	Tuesday	February 24	MANITOBA	7:00pm
Friday	November 28	@ Houston	7:35pm	Friday	February 27	QUAD CITY	7:00pm
Sunday	November 30	@ Houston	4:05pm	Saturday	February 28	@ Iowa	7:05pm
Thursday	December 4	@ Hamilton	6:30pm	Sunday	March 1	HOUSTON	4:00pm
Saturday	December 6	@ Toronto	6:00pm	Thursday	March 5	IOWA	7:00pm
Wednesday	December 10	@ Quad City	7:05pm	Friday	March 6	IOWA	7:00pm
Friday	December 12	ROCKFORD	7:00pm	Sunday	March 8	@ Quad City	5:05pm
Saturday	December 13	@ Iowa	7:05pm	Wednesday	March 11	@ Rockford	7:05pm
Wednesday	December 17	HOUSTON	7:00pm	Saturday	March 14	@ Chicago	7:00pm
Friday	December 19	@ Grand Rapids	6:00pm	Sunday	March 15	@ Grand Rapids	3:00pm
Saturday	December 20	@ Grand Rapids	6:00pm	Wednesday	March 18	@ Lake Erie	6:00pm
Sunday	December 21	IOWA	4:00pm	Friday	March 20	LAKE ERIE	7:00pm
Friday	December 26	QUAD CITY	7:00pm	Sunday	March 22	HAMILTON	4:00pm
Saturday	December 27	@ Chicago	7:00pm	Monday	March 23	@ Rockford	7:05pm
Monday	December 29	SAN ANTONIO	7:00pm	Wednesday	March 25	HOUSTON	7:00pm
Tuesday	December 30	IOWA	6:00pm	Friday	March 27	@ Peoria	7:00pm
Wednesday	December 31	@ Peoria	5:00pm	Saturday	March 28	IOWA	7:30pm
Friday	January 2	@ Quad City	7:05pm	Sunday	March 29	@ Chicago	3:00pm
Saturday	January 3	PEORIA	7:30pm	Wednesday	April 1	@ Quad City	7:05pm
Thursday	January 8	TORONTO	7:00pm	Friday	April 3	LAKE ERIE	7:00pm
Friday	January 9	@ San Antonio	7:00pm	Saturday	April 4	@ Rockford	7:05pm
Saturday	January 10	@ San Antonio	7:00pm	Sunday	April 5	CHICAGO	5:00pm
Tuesday	January 13	@ Manitoba	7:30pm	Wednesday	April 8	@ Peoria	7:00pm
Wednesday	January 14	@ Manitoba	7:30pm	Friday	April 10	CHICAGO	7:00pm

HOME GAMES in CAPS

All times Central.



## ECHL AFFILIATE



## 2008-09 CINCINNATI CYCLONES STAFF DIRECTORY

<b>Owner:</b>	Nederlander Corporation
<b>Chief Financial Officer:</b>	Ray Harris
<b>Vice President and General Manager:</b>	Kristin Ropp
<b>Vice President, Operations:</b>	Joe Wallach
<b>Head Coach and Director of Hockey Operations:</b>	Chuck Weber
<b>Assistant Coach:</b>	Dean Stork
<b>Equipment Manager:</b>	Chris Burke
<b>Trainer:</b>	Bob Case
<b>Director of Public Relations and Broadcasting:</b>	John Hamel
<b>Home start time:</b>	7:30 p.m. ET
<b>Team colors:</b>	Red, white, black and yellow
<b>Home arena:</b>	U.S. Bank Arena
<b>Capacity:</b>	12,056
<b>Radio Flagship:</b>	WTFK 96.5-FM

## NASHVILLE PREDATORS YEARLY SECONDARY AFFILIATIONS

YEAR	TEAM	LEAGUE	COACH	GP	W	L	T/SOL	PTS	GF	GA
1998-99	Hampton Roads Admirals	ECHL	John Brophy	70	38	24	8	84	215	213
1999-00	Hampton Roads Admirals	ECHL	John Brophy	70	44	22	4	92	241	198
2000-01	New Orleans Brass	ECHL	Ted Sator	72	35	25	12	82	247	239
2001-02	Cincinnati Cyclones	ECHL	Ray Edwards/Paul Lawless	72	36	30	6	78	210	207
2002-03	Toledo Blades	ECHL	Claude Noel	72	47	15	10	104	247	196
2003-04	Toledo Blades	ECHL	Nick Vitucci/Steve Harrison	72	23	38	11	57	183	258
2005-06	Rockford IceHogs	UHL	Steve Martinson	76	48	19	9	105	292	213
2006-07	Rockford IceHogs	UHL	Steve Martinson	76	48	21	7	103	266	193
	New Mexico Scorpions	CHL	Ray Edwards	64	32	24	8	72	212	217
2007-08	Cincinnati Cyclones	ECHL	Chuck Weber	72	55	12	5	115	292	178

DATE	GAME
October 17	CINCINNATI AT WHEELING
October 18	CINCINNATI AT DAYTON
October 24	CINCINNATI AT WHEELING
October 25	DAYTON AT CINCINNATI
October 31	CINCINNATI AT READING
November 1	CINCINNATI AT DAYTON
November 4	READING AT CINCINNATI
November 5	READING AT CINCINNATI
November 7	ELMIRA AT CINCINNATI
November 8	ELMIRA AT CINCINNATI
November 14	CINCINNATI AT ELMIRA
November 16	CINCINNATI AT READING
November 18	JOHNSTOWN AT CINCINNATI
November 21	WHEELING AT CINCINNATI
November 22	WHEELING AT CINCINNATI
November 25	DAYTON AT CINCINNATI
November 28	CINCINNATI AT ELMIRA
November 29	CINCINNATI AT JOHNSTOWN
November 30	CINCINNATI AT TRENTON
December 5	CINCINNATI AT JOHNSTOWN
December 6	CINCINNATI AT JOHNSTOWN
December 10	CHARLOTTE AT CINCINNATI
December 12	WHEELING AT CINCINNATI
December 13	CHARLOTTE AT CINCINNATI
December 19	CINCINNATI AT DAYTON
December 20	DAYTON AT CINCINNATI
December 26	CINCINNATI AT DAYTON
December 27	CINCINNATI AT WHEELING
December 28	CINCINNATI AT TRENTON
December 31	CINCINNATI AT WHEELING
JANUARY 2	JOHNSTOWN AT CINCINNATI
JANUARY 3	JOHNSTOWN AT CINCINNATI
JANUARY 7	PENSACOLA AT CINCINNATI
JANUARY 9	TRENTON AT CINCINNATI
JANUARY 10	TRENTON AT CINCINNATI
JANUARY 13	WHEELING AT CINCINNATI
JANUARY 14	WHEELING AT CINCINNATI
JANUARY 17	CINCINNATI AT WHEELING
JANUARY 23	DAYTON AT CINCINNATI
JANUARY 24	DAYTON AT CINCINNATI
JANUARY 28	ELMIRA AT CINCINNATI
JANUARY 30	CINCINNATI AT ELMIRA
JANUARY 31	CINCINNATI AT ELMIRA
FEBRUARY 3	READING AT CINCINNATI
FEBRUARY 6	CINCINNATI AT MISSISSIPPI
FEBRUARY 7	CINCINNATI AT PENSACOLA
FEBRUARY 8	CINCINNATI AT MISSISSIPPI
FEBRUARY 11	CINCINNATI AT FLORIDA
FEBRUARY 13	CINCINNATI AT FLORIDA
FEBRUARY 14	CINCINNATI AT FLORIDA
FEBRUARY 18	CINCINNATI AT DAYTON
FEBRUARY 20	ELMIRA AT CINCINNATI
FEBRUARY 21	ELMIRA AT CINCINNATI
FEBRUARY 24	READING AT CINCINNATI
FEBRUARY 25	READING AT CINCINNATI
FEBRUARY 27	TRENTON AT CINCINNATI
FEBRUARY 28	TRENTON AT CINCINNATI
MARCH 6	CINCINNATI AT READING
MARCH 7	CINCINNATI AT READING
MARCH 13	CINCINNATI AT JOHNSTOWN
MARCH 14	CINCINNATI AT READING
MARCH 15	CINCINNATI AT TRENTON
MARCH 18	GRINNETT AT CINCINNATI
MARCH 19	GRINNETT AT CINCINNATI
MARCH 21	CINCINNATI AT TRENTON
MARCH 22	CINCINNATI AT TRENTON
MARCH 25	CINCINNATI AT DAYTON
MARCH 26	TRENTON AT CINCINNATI
MARCH 28	CINCINNATI AT JOHNSTOWN
APRIL 1	DAYTON AT CINCINNATI
APRIL 3	JOHNSTOWN AT CINCINNATI
APRIL 4	JOHNSTOWN AT CINCINNATI



The Predators celebrate an overtime goal on December 1, 2007 in Montreal.



**THE PLAYERS**

## 2008-09 ORGANIZATIONAL ROSTER

	Ht	Wt	Shoots	Place of Birth	Birthdate	2007-08 Team
<b>FORWARDS</b>						
Jonas Andersson	6-3	204	L	Stockholm, Sweden	2/24/81	Karpat/HPK Hameenlinna (Finland)
Jason Arnott	6-4	220	R	Collingwood, Ont.	10/11/74	<b>Nashville (NHL)</b>
Stanislav Balan	6-2	161	L	Hodonin, Czech Rep.	1/30/86	RI OKNA Zlin (CzRep)
Radek Bonk	6-3	213	L	Krnov, Czech Rep.	1/9/76	<b>Nashville (NHL)</b>
J.P. Dumont	6-1	205	L	Montreal, Que.	4/1/78	<b>Nashville (NHL)</b>
Matt Ellison	6-0	192	R	Duncan, B.C.	12/8/83	Milwaukee (AHL)
Martin Erat	6-0	195	L	Trebitz, Czech Rep.	8/29/81	<b>Nashville (NHL)</b>
Vernon Fiddler	5-11	204	L	Edmonton, Alta.	5/9/80	<b>Nashville (NHL)</b>
Ryan Flynn	6-2	214	R	St. Paul, MN	3/22/88	U. of Minnesota (WCHA)
Blake Geoffrion	6-1	191	L	Plantation, FL	2/3/88	U. of Wisconsin (WCHA)
Konstantin Glazachev	6-0	186	R	Arkhangelsk, Russia	2/18/85	Metallurg Novokuznetsk (Russia)
Triston Grant	6-1	215	L	Neepawa, Man.	2/2/84	Philadelphia (AHL)
Josh Gratton	6-2	214	L	Brantford, Ont.	9/9/82	S.A (AHL)/Hart (AHL)/Phx (NHL)
Patric Hornqvist	5-11	194	L	Sollentuna, Sweden	1/1/87	Djurgardens IF (Sweden)
Ryan Jones	6-2	215	L	Chatham, Ont.	6/14/84	Miami University (CCHA)
Jani Lajunen	6-1	174	L	Helsinki, Finland	6/16/90	Espoo Jr. (Fin-Jr.)
David Legwand	6-2	190	L	Detroit, MI	8/17/80	<b>Nashville (NHL)</b>
Ian McKenzie	6-5	222	R	Weyburn, Sask.	5/23/87	Seattle (WHL)
Ryan Maki	6-2	207	R	Medford, NJ	4/23/85	Milwaukee (AHL)/Cincinnati (ECHL)
Scott Nichol	5-9	175	R	Edmonton, Alta.	12/31/74	<b>Nashville (NHL)</b>
Cal O'Reilly	6-0	187	L	Toronto, Ont.	9/30/86	Milwaukee (AHL)
Jed Ortmeyer	6-0	197	R	Omaha, NE	9/3/78	<b>Nashville (NHL)</b>
Rich Peverley	6-0	185	R	Guelph, Ont.	7/8/82	Milwaukee (AHL)/ <b>Nashville (NHL)</b>
Antti Pihlstrom	5-10	181	L	Vantaa, Finland	10/22/84	Milwaukee (AHL)
Denis Platonov	6-3	205	L	Saratov, Russia	11/6/81	Metallurg Magnitogorsk (Russia)
Alexander Radulov	6-1	188	L	Nizhny Tagil, Russia	7/5/86	<b>Nashville (NHL)</b>
Ben Ryan	5-11	190	R	Detroit, MI	10/16/88	U. of Notre Dame (CCHA)
Mark Santorelli	6-1	191	R	Burnaby, B.C.	8/6/88	Chilliwack (WHL)
Michael Santorelli	6-0	196	R	Vancouver, B.C.	12/14/85	Milwaukee (AHL)
Grigory Shafigulin	6-2	185	L	Chelyabinsk, Russia	1/13/85	Ak Bars Kazan (Russia)
Jerred Smithson	6-3	194	R	Vernon, B.C.	2/4/79	<b>Nashville (NHL)</b>
Niko Snellman	6-3	208	L	Tampere, Finland	3/12/88	Ilves Tampere Jr. (Finland-Jr.)
Sergei Soin	6-0	185	L	Moscow, Russia	3/31/82	Severstal Cherepovets (Russia)
Nick Spaling	6-1	185	L	Palmerston, Ont.	9/19/88	Kitchener (OHL)
Taylor Stefisen	5-11	170	R	North Vancouver, B.C.	8/15/90	Langley (BCHL)
Steve Sullivan	5-8	165	R	Timmins, Ont.	7/6/74	<b>Nashville (NHL)</b>
Ryan Thang	5-11	190	R	Chicago, IL	5/11/87	U. of Notre Dame (CCHA)
Andreas Thuresson	6-1	208	R	Kristianstad, Sweden	11/18/87	Milwaukee (AHL)
Jordin Tootoo	5-9	194	R	Churchill, Man.	2/2/83	<b>Nashville (NHL)</b>
Joel Ward	6-2	205	R	Toronto, Ont.	12/2/80	Houston (AHL)
Colin Wilson	6-1	213	L	Greenwich, Conn.	10/20/89	Boston University (H-East)
Kelsey Wilson	6-1	218	L	Sault Ste. Marie, Ont.	1/22/86	Milwaukee (AHL)



## 2008-09 ORGANIZATIONAL ROSTER

	Ht	Wt	Shoots	Place of Birth	Birthdate	2007-08 Team
<b>DEFENSE</b>						
Jonathon Blum	6-1	177	R	Long Beach, CA	1/30/89	Vancouver (WHL)
Greg de Vries	6-2	220	L	Sundridge, Ont.	1/4/73	<b>Nashville (NHL)</b>
Robert Dietrich	5-10	172	R	Ordzhonikidze, Kazakhstan	7/25/86	DEG Metro Stars (Germany)
Jeffrey Foss	6-2	208	R	Fargo, N.D.	12/12/88	R.P.I. (ECAC)
Cody Franson	6-5	227	R	Salmon Arm, B.C.	8/8/87	Milwaukee (AHL)
Dan Hamhuis	6-1	200	L	Smithers, B.C.	12/13/82	<b>Nashville (NHL)</b>
Roman Josi	6-1	185	L	Bern, Switzerland	6/1/90	Bern (Switzerland)
Kevin Klein	6-1	195	R	Kitchener, Ont.	12/13/84	<b>Nashville (NHL)</b> /Milwaukee (AHL)
Ville Koistinen	5-11	190	L	Oulu, Finland	6/17/82	<b>Nashville (NHL)</b>
Denis Kulyash	6-3	199	L	Omsk, Russia	5/31/83	CSKA Moscow (Russia)
Teemu Laakso	6-1	211	R	Tuusula, Finland	8/27/87	HIFK Helsinki (Finland)
Anton Lavrentiev	6-4	196	R	Kazan, Russia	8/25/83	HK Chelny (Russia-3)
Alexander Sulzer	6-1	207	L	Kaufbeuren, Germany	5/30/84	Milwaukee (AHL)
Ryan Suter	6-1	196	L	Madison, WI	1/21/85	<b>Nashville (NHL)</b>
Shea Weber	6-3	213	R	Sicamous, B.C.	8/14/85	<b>Nashville (NHL)</b>
Greg Zanon	5-11	211	L	Burnaby, B.C.	6/5/80	<b>Nashville (NHL)</b>

	Ht	Wt	Catches	Place of Birth	Birthdate	2007-08 Team
<b>GOALTENDERS</b>						
Mark Dekanich	6-2	196	L	North Vancouver, B.C.	5/10/86	Colgate (ECAC)
Dan Ellis	6-0	185	L	Orangeville, Ont.	6/19/80	<b>Nashville (NHL)</b>
Atte Engren	6-1	194	L	Rauma, Finland	2/19/88	Hokki (Fin-2)/Lukko (Fin./jr.)/Lukko (Finland)
Anders Lindback	6-6	198	L	Gavle, Sweden	5/3/88	Brynäs (Sweden)/Almtuna (Sweden-2)
Drew MacIntyre	6-2	185	L	Charlottetown, P.E.I.	6/24/83	Manitoba (AHL)/ <b>Vancouver (NHL)</b>
Chet Pickard	6-2	220	L	Moncton, N.B.	11/29/89	Tri-City (WHL)
Pekka Rinne	6-5	207	L	Kempele, Finland	11/3/82	Milwaukee (AHL)
Rustam Sidikov	6-1	158	L	Moscow, Russia	7/5/85	Valk-494 Tartu (Estonia)
Jeremy Smith	6-0	168	L	Dearborn, MI	4/13/89	Plymouth (OHL)

## HOW THE PREDATORS WERE BUILT

SEASON	ENTRY DRAFTS (SIGNED)	ENTRY DRAFTS (UNSIGNED)	TRADES/ COMPENSATION	PRO/AMATEUR FREE AGENTS	WAIVERS
<b>1998-99</b> 28-47-7, 63 Pts. 12th place, Western Conf.	DAVID LEGWAND (1st rd./2nd overall)				
<b>1999-00</b> 28-40-7-7, 70 Pts. 13th place, Western Conf.	JONAS ANDERSSON (2nd rd./33rd overall) MARTIN ERAT (7th rd./191st overall)				
<b>2000-01</b> 34-36-9-3, 80 Pts.	10th place, Western Conf.				
<b>2001-02</b> 28-41-13-0, 69 Pts. 14th place, Western Conf.	DAN HAMHUIS (1st rd./12th overall) DENIS PLATONOV (3rd rd./75th overall) JORDIN TOOTOO (4th rd./98th overall)	ANTON LAVRENTIEV (6th rd./178th overall)			
<b>2002-03</b> 27-35-13-7, 74 Pts. 13th place, Western Conf.				VERNON FIDDLER (pro f.a., 5/6/02)	
<b>2003-04</b> 38-29-11-4, 91 Pts. 8th place, Western Conf.	RYAN SUTER (1st rd./7th overall)  KEVIN KLEIN (2nd rd./37th overall)  SHEA WEBER (2nd rd./49th overall) ALEXANDER SULZER (3rd rd./92nd overall)	KONSTANTIN GLAZACHEV (2nd rd./35th overall) GRIGORY SHAFIGULIN (3rd rd./98th overall)  RUSTAM SIDIKOV (4th rd./133rd overall)	SERGEI SOIN (from COL, 6/21/03)  STEVE SULLIVAN (from CHI, 2/16/04)		
<b>2004-05</b> Did not play	ALEXANDER RADULOV (1st rd./15th overall) MICHAEL SANTORELLI (6th rd./178th overall) PEKKA RINNE (8th rd./258th overall)	STANISLAV BALAN (7th rd./209th overall) DENIS KULYASH (8th rd./243rd overall)		GREG ZANON (pro f.a., 7/9/04) JERRED SMITHSON (pro f.a., 7/22/04)	
<b>2005-06</b> 49-25-8, 106 Pts. 4th place, Western Conf.	TEEMU LAAKSO (3rd rd./78th overall) CODY FRANSON (3rd rd./79th overall) CAL O'REILLY (5th rd./150th overall) RYAN MAKI (6th rd./176th overall) PATRIC HORNQVIST (7th rd./230th overall)			SCOTT NICHOL (pro f.a., 8/6/05)	



## HOW THE PREDATORS WERE BUILT

SEASON	ENTRY DRAFTS (SIGNED)	ENTRY DRAFTS (UNSIGNED)	TRADES/ COMPENSATION	PRO/AMATEUR FREE AGENTS	WAIVERS
<b>2006-07</b> 51-23-8, 110 Pts. 4th place, Western Conf.	MARK DEKANICH (5th rd./146th overall)	BLAKE GEOFFRION (2nd rd./56th overall) NIKO SNELLMAN (4th rd./105th overall) RYAN FLYNN (6th rd./176th overall)		VILLE KOISTINEN (pro f.a., 5/18/06) JASON ARNOTT (pro f.a., 7/2/06) J.P. DUMONT (pro f.a., 8/29/06) KELSEY WILSON (ama f.a., 10/6/06) RICH PEVERLEY (pro f.a., 1/17/07)	
<b>2007-08</b> 41-32-9, 91 Pts. 8th place, Western Conf.	JONATHAN BLUM (1st rd./23rd overall) JEREMY SMITH (2nd rd./54th overall) MARK SANTORELLI (4th rd./119th overall) ANDREAS THURESSON (5th rd./144th overall) ROBERT DIETRICH (6th rd./174th overall) NICK SPALING (2nd rd./58th overall)	RYAN THANG (3rd rd./81st overall) BEN RYAN (4th rd./114th overall) ATTE ENGREN (7th rd./204th overall)	MATT ELLISON (from PHI, 6/4/07)	ANTTI PIHLSTROM (pro f.a., 5/30/07) JED ORTMEYER (pro f.a., 7/2/07) GREG de VRIES (pro f.a., 7/2/07) RADEK BONK (pro f.a., 7/2/07) DAN ELLIS (pro f.a., 7/5/07)	
<b>2008-09</b>	CHET PICKARD (1st rd./18th overall)	COLIN WILSON (1st rd./7th overall) ROMAN JOSI (2nd rd./38th overall) TAYLOR STEFISHEN (5th rd./136th overall) JEFFREY FOSS (6th rd./166th overall) JANI LAJUNEN (7th rd./201st overall) ANDERS LINDBACK (7th rd./207th overall)	RYAN JONES (from MIN, 7/1/08) TRISTON GRANT (from PHI, 6/24/08)	IAN MCKENZIE (ama f.a., 5/6/08) DREW MACINTYRE (pro f.a., 7/1/08) JOSH GRATTON (pro f.a., 7/9/08) JOEL WARD (pro f.a., 7/14/08)	
<b>TOTALS:</b>	<b>(26)</b>	<b>(18)</b>	<b>(5)</b>	<b>(18)</b>	<b>(0)</b>



# JASON ARNOTT

## JASON ARNOTT

(JAY-suhn AHR-niht)

Center

Shoots: Right

Height: 6-4

Weight: 220 lbs

DOB: October 11, 1974

Collingwood, Ontario

Hometown: Wasaga

Beach, Ontario

## ACQUIRED

July 2, 2006 -

Signed as a free agent by Nashville.

**2007-08:** Tied career highs in assists (44) and shots (248) and led the club in both categories. Tied a franchise record for shots on goal... Also tied for the team lead in points (72), was second in goals (28) and first in plus/minus rating (+19)... Set a career high with a team-leading 13 power-play goals, tying him for 15th in the NHL... Led all forwards in time on ice (18:59)... Posted more than 20 goals for the ninth straight season and for the 11th time in his career... Recorded over 50 points for the 10th time in his 14 NHL seasons... Went more than two games without a point only five times all season... Registered 17 multi-point games including a one three-point and one four-point outing... Notched his 750th career point with a goal vs. Chicago on Feb. 14... Registered an assist at the 2008 All-Star Game, his second all-star game... Had points (3g-8a) in 10 consecutive games played (missed one due to injury) from Jan. 15 - Feb. 7... Notched his first hat trick/four-point game as a Predator on Dec. 22 vs. Los Angeles... NHL's Third Star of the Week on Dec. 24 after posting eight points (4g-4a) in four games... Set a single-game franchise record for shots on goal (12) at Toronto on Dec. 4... Named the fourth captain in team history on Sept. 12.

**PLAYOFFS:** Scored the game-winning goal in Game Three of the club's WCQ series vs. Detroit just nine seconds after Ryan Suter tied the contest. It marked the first time in NHL history that a team has gone from trailing a playoff game to leading it in less than 10 seconds... Appeared in his 100th career playoff game in Game Four of the series... Missed two games due to injury.

**2006-07:** Tied for the team lead in goals (27) and led the team with 12 power-play goals... Ranked second on Nashville with six game-winning goals, matching a career-high... Scored his 300th NHL goal as part of a three-point (2g-1a) outing on March 8 vs. Calgary... Matched a career-high with goals (4g) in four straight games from Jan. 27-Feb. 3... Scored his 100th career power-play goal on Dec. 21 vs. Buffalo... Missed 14 games due to injury.

**PLAYOFFS:** Appeared in all five post-season games for Nashville, and scored goals in back-to-back games (April 18 & 20 vs. San Jose).

**CAREER NOTES:** Posted career-highs in games played (81), assists (44) and points (32g-44a-76pts) with Dallas in **2005-06** and ranked second on the Stars in points, goals and game-winners (5)... Played in his 800th NHL game on Feb. 10, 2006 at San Jose... Recorded his sixth career hat trick on Nov. 16, 2005 at

Anaheim. Scored an even-strength, power-play and shorthanded goal... Led Dallas in assists (36) and plus-minus rating (+23) in **2003-04** and ranked second on the team in points (21g-36a-57pts) and game-winners (5)... Tied for first on the **2002-03** Stars with a career-high six game-winning goals... Opened the **2001-02** season with New Jersey before being part of a trade-deadline deal with Dallas on March 19, 2002... Combined with New Jersey linemates Patrik Elias and Petr Sykora to notch 96 goals and 136 assists for 232 points and a +104 rating in **2000-01**... Appeared in his second NHL Stanley Cup Finals with the New Jersey Devils in 2001 after winning the Cup in 2000... Tied playoff career-highs with 23 games played and eight goals in the 2001 post-season... Also led the Devils and tied for first in the NHL with five playoff power-play goals... Following the **1999-00** season, he posted playoff career-highs in games played (23), goals (8), assists (12), points (20) and penalty minutes (18)... Tied for third in the NHL in postseason points in 2000, and tied for fourth in goals and assists... Scored the Cup-clinching goal at 8:20 of the second overtime period in Game Six of the 2000 Stanley Cup Finals vs. Dallas... Played in the 1997 NHL All-Star Game... Led Edmonton with a career-high 33 goals in **1993-94** and established a franchise rookie record for goals in a season (breaking Jari Kurri's mark of 32 goals in 1980-81)... Also finished second on the 1993-94 Oilers with 68 points (33g-35a)... Named to the 1994 NHL All-Rookie Team and finished second in voting for the 1994 Calder Trophy (given to the league's best rookie)... Named NHL Rookie of the Year in 1994 by The Hockey News, The Sporting News and Beckett Publications... Won a gold medal with Team Canada at the 1994 World Junior Championships in Milan, Italy.

**AMATEUR:** Played two OHL seasons (1991-93) with Oshawa, posting 50 goals and 72 assists (50g-72a-122pts) in 113 games... Selected to play in the 1993 CHL All-Star Game.

**BACKGROUND:** Enjoys hunting, fishing, golf and boating... Favorites include: The *Shawshank Redemption* (movie), *CSI* (TV show), Rob Thomas (band/musician), Charlize Theron (actress), lobster (food) and Hawaii (vacation spot)... Lists Bruce Willis as the person he would most like to meet... Scoring the game-winning/series-clinching goal in double overtime of the 2000 Stanley Cup Finals is his favorite hockey memory... Enjoys Nashville because of its beauty, friendly people, unique culture and country music... Wife - Dina; Son - Chase... Has a dog named Rocky.

**TRANSACTIONS:** **July 2, 2006** - Signed as a free agent by Nashville... **March 19, 2002** - Acquired by Dallas with Randy McKay and a first-round choice in the 2002 NHL Entry Draft (traded to Buffalo; Buffalo selected Daniel Paille) from New Jersey for Joe Nieuwendyk and Jamie Langenbrun... **Jan. 4, 1998** - Acquired by New Jersey with Bryan Muir from Edmonton for Valeri Zepelukin and Bill Guerin... **June 26, 1993** - Edmonton's first choice, seventh overall (first round), in the 1993 Entry Draft.

## CAREER HAT TRICKS (7)


- Nov. 16, 2005 at Anaheim
- Feb. 20, 2004 vs. Colorado
- Dec. 4, 2002 vs. Montreal
- Feb. 10, 2002 vs. Buffalo
- March 23, 1996 at Montreal
- March 25, 1995 vs. Calgary
- Dec. 22, 2007 vs. Los Angeles

## VERSUS THE NHL

	GP	G	A	PTS	PIM
ANA	52	16	14	30	66
ATL	15	4	8	12	27
BOS	27	8	14	22	34
BUF	24	10	9	19	16
CGY	46	23	19	42	67
CAR	23	7	11	18	20
CHI	46	18	24	42	67
COL	45	18	16	34	63
CBJ	30	12	17	29	30
DAL	29	3	14	17	25
DET	51	9	19	28	69
EDM	22	8	12	20	12
FLA	23	7	9	16	42
L.A.	49	18	28	46	75
MIN	22	3	13	16	6
MTL	27	10	11	21	29
NSH	17	3	9	12	6
NJ	8	4	3	7	12
NYI	26	8	10	18	36
NYR	32	15	12	27	56
OTT	29	5	14	19	32
PHI	30	8	7	15	20
PHX	49	18	33	51	53
PIT	30	15	10	25	22
STL	44	10	20	30	28
S.J.	48	25	24	49	38
T.B.	26	7	10	17	22
TOR	33	15	18	33	57
VAN	46	17	21	38	61
WSH	22	7	10	17	10

## WITH PREDATORS

	GP	G	A	PTS	PIM
	6	2	3	5	2
	1	0	0	0	0
	2	0	1	1	2
	2	3	0	3	0
	8	7	3	10	6
	1	0	1	1	0
	14	6	6	12	12
	8	5	2	7	2
	16	6	7	13	18
	7	0	4	4	4
	15	3	3	6	16
	7	4	3	7	6
	1	0	1	1	0
	6	6	3	9	0
	8	1	5	6	2
	2	0	2	2	4
	-	-	-	-	-
	1	1	0	1	0
	1	0	0	0	4
	1	1	0	1	0
	2	0	4	4	0
	0	0	0	0	0
	6	3	6	9	2
	1	0	0	0	2
	13	3	6	9	4
	7	1	2	3	6
	1	0	1	1	0
	2	0	2	2	4
	7	2	4	6	4
	1	1	0	1	0



## INTERNATIONAL RECORD

CANADA

Year	Event	GP	G	A	PTS	PIM
1994	WJC	8	0	6	6	10

## CAREER RECORD

CAREER RECORD

Season	Club	League	Regular Season					Playoffs				
			GP	G	A	PTS	PIM	GP	G	A	PTS	PIM
1991-92	Oshawa	OHL	57	9	15	24	12	--	--	--	--	--
1992-93	Oshawa	OHL	56	41	57	98	74	13	9	9	18	20
1993-94	Edmonton	NHL	78	33	35	68	104	--	--	--	--	--
1994-95	Edmonton	NHL	42	15	22	37	128	--	--	--	--	--
1995-96	Edmonton	NHL	64	28	31	59	87	--	--	--	--	--
1996-97	Edmonton	NHL	67	19	38	57	92	12	3	6	9	18
1997-98	Edmonton	NHL	35	5	13	18	78	--	--	--	--	--
	New Jersey	NHL	35	5	10	15	21	5	0	2	2	0
1998-99	New Jersey	NHL	74	27	27	54	79	7	2	2	4	4
1999-00	New Jersey	NHL	76	22	34	56	51	23	8	12	20	18
2000-01	New Jersey	NHL	54	21	34	55	75	23	8	7	15	16
2001-02	New Jersey	NHL	63	22	19	41	59	--	--	--	--	--
	Dallas	NHL	10	3	1	4	6	--	--	--	--	--
2002-03	Dallas	NHL	72	23	24	47	51	11	3	2	5	6
2003-04	Dallas	NHL	73	21	36	57	66	5	1	1	2	2
2004-05		DID NOT PLAY										
2005-06	Dallas	NHL	81	32	44	76	102	5	0	3	3	4
2006-07	Nashville	NHL	68	27	27	54	48	5	2	1	3	2
2007-08	Nashville	NHL	79	28	44	72	54	4	1	0	1	4
NHL TOTALS			971	331	439	770	1101	100	28	36	64	74
PREDATORS TOTALS			147	55	71	126	102	9	3	1	4	6


# 19

## CAREER HIGHLIGHTS

- MOST GOALS, GAME:**  
3 - eight times, last Dec. 22, 2007 vs. Los Angeles
- MOST ASSISTS, GAME:**  
3 - 11 times, last Oct. 14, 2006 vs. Phoenix
- MOST POINTS, GAME:**  
5 - (3g-2a) March 23, 1996 at Montreal
- MOST PIM, GAME:**  
27 - March 31, 2001 vs. NY Rangers
- MOST SHOTS, GAME:**  
12 - Dec. 4, 2007 at Toronto
- LONGEST GOAL-SCORING STREAK:**  
4 - four times, last (4g) Jan. 27-Feb. 3, 2007
- LONGEST ASSIST STREAK:**  
6 - (8a) Feb. 22-March 5, 2004
- LONGEST POINT-SCORING STREAK:**  
9 - (4g-8a) Nov. 4-Nov. 20, 1995
- CAREER HAT TRICKS:**  
7 (see list)
- CAREER PENALTY SHOTS:**  
None
- CAREER OVERTIME POINTS:**  
11 (5g-6a)
- FIRST NHL GAME:**  
Oct. 6, 1993 vs. San Jose
- FIRST NHL GOAL:**  
Oct. 6, 1993 vs. San Jose (Arturs Irbe)
- FIRST GAME AS A PREDATOR:**  
Oct. 5, 2006 vs. Chicago
- FIRST GOAL AS A PREDATOR:**  
Oct. 12, 2006 vs. Chicago

## STATISTICAL BREAKDOWN

Year	Team	PP	SH	GW	S	%	+/-	TF	FW	F%	MIN	H	BS	SHOOTOUTS			
														S	G	%	GDG
1993-94	EDM	10	0	4	194	17.0%	1	--	--	--	--	--	--	--	--	--	--
1994-95	EDM	7	0	1	156	9.6%	-14	--	--	--	--	--	--	--	--	--	--
1995-96	EDM	8	0	5	244	11.5%	-6	--	--	--	--	--	--	--	--	--	--
1996-97	EDM	10	1	2	248	7.7%	-21	--	--	--	--	--	--	--	--	--	--
1997-98	EDM	1	0	0	100	5.0%	-16	--	--	--	--	--	--	--	--	--	--
	N.J.	3	0	2	99	5.1%	-8	--	--	--	--	--	--	--	--	--	--
1998-99	N.J.	8	0	3	200	13.5%	10	872	430	49.3%	15:24	196	16	--	--	--	--
1999-00	N.J.	7	0	4	244	9.0%	22	1172	550	46.9%	17:05	194	18	--	--	--	--
2000-01	N.J.	8	0	3	138	15.2%	23	760	377	49.6%	16:12	108	14	--	--	--	--
2001-02	N.J.	8	0	1	169	13.0%	3	934	446	47.8%	17:13	97	19	--	--	--	--
	DAL	2	0	2	28	10.7%	-1	77	40	51.9%	18:13	23	2	--	--	--	--
2002-03	DAL	7	0	6	169	13.6%	9	1130	602	53.3%	16:12	--	--	--	--	--	--
2003-04	DAL	5	0	5	143	14.7%	23	1203	638	53.0%	17:00	--	--	--	--	--	--
2005-06	DAL	11	1	5	167	19.2%	13	1306	668	51.1%	17:11	85	33	1	0	.000	0
2006-07	NSH	12	0	6	190	14.2%	15	1145	579	50.6%	17:59	43	18	0	0	.000	0
2007-08	NSH	13	0	3	248	11.3%	19	1260	614	48.7%	18:59	42	23	0	0	.000	0
TOTALS		120	2	52	2737	12.1%	72	9859	4944	50.1%	17:05	788	143	1	0	.000	0



# RADEKBONK

## RADEK BONK

(RA-dehk BOHNK)

Center

Shoots: Left

Height: 6-3

Weight: 213 lbs

DOB: January 9, 1976

Krnov, Czech Republic

Hometown:

Krnov, Czech Republic

## ACQUIRED

July 2, 2007 - Signed

as a free agent by

Nashville.

**2007-08:** Marked his first season playing for an American-based NHL club after 12 seasons with Ottawa and Montreal... Bested his points total (29) for the previous two seasons... Paced the club in overtime assists (2), and tied for the club lead in extra-session points (2)... Was third on the club in both power-play goals (6) and face-off winning percentage (457-422, 52%)... Was 2-for-2 in shootout attempts, the first two of his career... Appeared in his 900th career NHL contest on March 30 at Detroit. **PLAYOFFS:** Appeared in all six of Nashville's postseason contests... Scored the game-tying goal at 19:16 of the third period in Game Two of the team's WCQ series with Detroit to force overtime.

**CAREER NOTES:** Led Montreal forwards

in shorthanded time on ice per game (2:57) and tied for second on the club with two shorthanded goals in

**2006-07...** Made his ninth consecutive post-season appearance in **2005-06** with Montreal...

Scored the game-winner in Game One (April 22, 2006) of Montreal's ECQ series vs. Carolina in 2006... Netted his 400th NHL point (assist) on Oct. 5, 2005 at Boston...

**2003-04:** Posted a career-high nine-game point-scoring streak (4g-8a) from Oct. 9-Nov. 1, 2003... Registered 22 goals in **2002-03**, his fourth straight campaign with more than 20 goals, including a career-high 11 power-play goals... Recorded playoff career-highs in games played (18), goals (6), assists (5) and points (11) with Ottawa in 2003...

Registered his 200th NHL assist on Jan. 8, 2003 at Vancouver... Appeared in a career-high 82 games in **2001-02** and posted career-highs in

goals (25), assists (45) and points (70)... Ranked second on the 2001-02 Senators in scoring... Scored his 100th NHL goal on Dec. 5, 2001 at Dallas... Posted a career-high +27 rating in **2000-01**... Appeared in the NHL All-Star Game in 2001 and 2000... Led Ottawa in scoring (23g-37a-60pts) in **1999-00**... Scored a career-high six game-winning goals in **1998-99**... Missed 23 games with a broken wrist in **1996-97**... Finished third on the Senators in goals (16) in **1995-96**... Played for the Czech Republic in the 1996 World Cup of Hockey and the 1996 World Championships (gold medal)... Opened the **1994-95** season with Las Vegas (IHL) before making his NHL debut with Ottawa on Jan. 22, 1995 at the NY Islanders... Awarded the Garry F. Longman Memorial Trophy as the IHL Rookie of the Year following the **1993-94** season with Las Vegas, becoming the youngest player (17) to win the award.

**AMATEUR:** Represented the Czech Republic at the 1993 World Junior Championships... Played for Zlin's junior team (Czech Republic) in 1991-92.

**BACKGROUND:** Nickname "Bonkie"... Favorites include Sperry's (local restaurant), cyclingnews.com (website), Madison Square Garden (NHL arena to visit)... His dream golf foursome would include Lance Armstrong, Jari Kurri and his father... Wife - Jill; Son - Oliver; Daughter - Kennedy.

**TRANSACTIONS:** **July 2, 2007** - Signed as a free agent by Nashville... **June 26, 2004** - Acquired by Montreal with Cristobal Huet from Los Angeles for Mathieu Garon and San Jose's third-round choice (previously acquired; Los Angeles selected Paul Baier) in the 2004 NHL Entry Draft... **June 26, 2004** - Acquired by Los Angeles from Ottawa for a third-round choice in the 2004 NHL Entry Draft (Shawn Weller)... **June 28, 1994** - Ottawa's first choice, third overall (first round), in the 1994 NHL Entry Draft.

### VERSUS THE NHL

GP	G	A	PTS	PIM
ANA	17	3	8	11
ATL	24	10	10	20
BOS	60	10	20	30
BUF	58	5	9	14
CGY	19	6	4	10
CAR	47	8	12	20
CHI	20	4	3	7
COL	21	4	5	9
CBJ	14	5	5	10
DAL	19	3	8	11
DET	20	3	4	7
EDM	19	3	3	6
FLA	41	7	14	21
L.A	19	1	10	11
MIN	10	2	4	6
MTL	48	10	12	22
NSH	9	1	0	1
NJ	42	7	12	19
NYI	40	12	20	32
NYR	42	11	14	25
OTT	14	2	1	3
PHI	40	11	18	29
PHX	16	5	7	12
PIT	47	12	18	30
STL	43	13	21	1
S.J	23	5	0	5
T.B	42	13	21	34
TOR	51	10	18	22
VAN	21	1	5	6
WSH	42	8	15	23

### WITH PREDATORS

GP	G	A	PTS	PIM
4	0	1	1	0
1	0	0	0	0
1	0	0	0	0
4	1	1	2	4
1	0	0	0	0
8	2	2	4	6
3	0	0	0	4
8	3	2	5	2
4	0	2	2	2
8	1	0	1	10
4	1	0	1	0
1	1	1	2	0
4	0	0	0	0
4	0	1	1	2
1	1	0	1	0
-	-	-	-	-
0	0	0	0	0
0	0	0	0	0
0	0	0	0	0
1	0	0	0	0
0	0	0	0	0
3	3	3	6	0
0	0	0	0	0
7	1	0	1	4
4	0	2	2	4
1	0	0	0	0
1	0	0	0	2
4	0	0	0	0
1	0	0	0	0





## INTERNATIONAL RECORD

CZECH REPUBLIC

Year	Event	GP	G	A	PTS	PIM
1993	WJC	6	4	2	6	6
1996	W-Cup	3	1	0	1	0
	WC	8	2	2	4	14

## CAREER RECORD

Season	Club	League	GP	G	A	PTS	PIM	GP	G	A	PTS	PIM
1992-93	AC ZPS Zlin	CzRep	30	5	5	10	10	--	--	--	--	--
1993-94	Las Vegas	IHL	76	42	45	87	208	5	1	2	3	10
1994-95	Las Vegas	IHL	33	7	13	20	62	--	--	--	--	--
	Ottawa	NHL	42	3	8	11	28	--	--	--	--	--
	PEI	AHL	--	--	--	--	--	1	0	0	0	0
1995-96	Ottawa	NHL	76	16	19	35	36	--	--	--	--	--
1996-97	Ottawa	NHL	53	5	13	18	14	7	0	1	1	4
1997-98	Ottawa	NHL	65	7	9	16	16	5	0	0	0	2
1998-99	Ottawa	NHL	81	16	16	32	48	4	0	0	0	6
1999-00	Pardubice	CzRep	3	1	0	1	4	--	--	--	--	--
	Ottawa	NHL	80	23	37	60	53	6	0	0	0	8
2000-01	Ottawa	NHL	74	23	36	59	52	2	0	0	0	2
2001-02	Ottawa	NHL	82	25	45	70	52	12	3	7	10	6
2002-03	Ottawa	NHL	70	22	32	54	36	18	6	5	11	10
2003-04	Ottawa	NHL	66	12	32	44	66	7	0	2	2	0
2004-05	HC Ocelari Trinec	CzRep	27	6	10	16	44	--	--	--	--	--
	HC Hame Zlin	CzRep	6	3	2	5	4	6	0	2	2	8
2005-06	Montreal	NHL	61	6	15	21	52	6	2	0	2	2
2006-07	Montreal	NHL	74	13	10	23	54	--	--	--	--	--
2007-08	Nashville	NHL	79	14	15	29	71	6	1	0	1	2
NHL TOTALS			903	185	287	472	578	73	12	15	27	42
PREDATORS TOTALS			79	14	15	29	71	6	1	0	1	2


## STATISTICAL BREAKDOWN

														SHOOTOUTS			
Year	Team	PP	SH	GW	S	%	+/-	TF	FW	F%	MIN	H	BS	S	G	5%	GDG
1994-95	OTT	1	0	0	40	75%	-5	--	--	--	--	--	--	--	--	--	--
1995-96	OTT	5	0	1	161	99%	-5	--	--	--	--	--	--	--	--	--	--
1996-97	OTT	0	1	0	82	61%	-4	--	--	--	--	--	--	--	--	--	--
1997-98	OTT	1	0	0	93	75%	-13	--	--	--	--	--	--	--	--	--	--
1998-99	OTT	0	1	6	110	14.5%	15	1184	593	50.1%	13:44	225	30	--	--	--	--
1999-00	OTT	10	0	5	167	13.8%	-2	1654	860	52.0%	18:14	211	45	--	--	--	--
2000-01	OTT	5	2	3	139	16.5%	27	1506	771	51.2%	18:16	136	52	--	--	--	--
2001-02	OTT	6	2	5	170	14.7%	3	1530	781	51.0%	17:57	130	52	--	--	--	--
2002-03	OTT	11	0	4	146	15.1%	6	1218	563	46.2%	17:32	0	0	--	--	--	--
2003-04	OTT	6	0	1	98	12.2%	2	1184	532	44.9%	17:38	0	0	--	--	--	--
2005-06	MTL	0	2	1	76	79%	-3	963	456	47.4%	15:10	52	57	0	0	.000	0
2006-07	MTL	1	2	1	111	11.7%	0	1198	597	49.8%	15:52	77	77	0	0	.000	0
2007-08	NSH	6	0	1	138	10.1%	-31	879	457	52.0%	15:55	39	25	2	2	1.000	0
TOTALS		52	10	28	1531	12.1%	-10	11316	5610	49.6%	16:42	870	338	2	2	1.000	0

# 14

CAREER HIGHLIGHTS

- MOST GOALS, GAME:**  
3 - Jan. 4, 2001 vs. Tampa Bay
- MOST ASSISTS, GAME:**  
3 - six times, last April 1, 2001 vs. Boston
- MOST POINTS, GAME:**  
6 - (3g-3a) Jan. 4, 2001 vs. Tampa Bay
- MOST PIM, GAME:**  
8 - April 18, 2006 vs. New Jersey
- MOST SHOTS, GAME:**  
8 - three times, last Jan. 2, 2003 vs. Atlanta
- LONGEST GOAL-SCORING STREAK:**  
3 - six times, last (4g) March 25-28, 2006
- LONGEST ASSIST STREAK:**  
5 - (7a) March 24-April 2, 2002
- LONGEST POINT-SCORING STREAK:**  
9 - (4g-8a) Oct. 9 - Nov 1, 2003
- CAREER HAT TRICKS:**  
1 - Jan. 4, 2001 vs. Tampa Bay
- CAREER PENALTY SHOTS:**  
1 - Jan. 13, 1996 at Tampa Bay (Puppa) no goal
- CAREER OVERTIME POINTS:**  
5 (1g-4a)
- FIRST NHL GAME:**  
Jan. 22, 1995 at NY Islanders
- FIRST NHL GOAL:**  
Jan. 27, 1995 at Pittsburgh (Ken Wreggett)
- FIRST GAME AS A PREDATOR:**  
Oct. 4, 2007 vs. Colorado
- FIRST GOAL AS A PREDATOR:**  
Oct. 11, 2007 vs. Phoenix (Alex Auld)



# GREG de VRIES

## GREG de VRIES

(GREH deh-VREES)

Defense

Shoots: Left

Height: 6-2

Weight: 215 lbs

DOB: January 4, 1973

Sundridge, Ontario

Hometown:

Sundridge, Ontario

## ACQUIRED

July 2, 2007 - Signed

as a free agent by  
Nashville.

**2007-08:** Finished second on the team in blocked shots (94)... Ranked third on the club in average shorthanded time on ice (2:45)... Set a franchise record for penalty minutes by a defenseman (25) on March 6 at Vancouver... Missed his first game since Feb. 16, 2004 on March 22 vs. Chicago - a span of 262 games... Appeared in his 800th career NHL game on March 9 at Detroit... Scored goals in back-to-back games for the third time in his career on Nov. 29 at Ottawa and Dec. 1 at Montreal. **PLAYOFFS:** Appeared in all six of the club's postseason games... Scored his second career playoff game-winning goal in Game Four of Nashville's WCQ series with Detroit, tying the series at two games apiece.

**CAREER NOTES:** Appeared in 82 games for the second straight season in **2006-07**... Established an Atlanta franchise record by appearing in 164 consecutive games... Finished

second among Atlanta d-men in assists (21) and points (3g-21a-24pts)... Ranked 11th in the NHL and second on the club with 179 blocked shots... Skated in his 700th NHL game on Jan. 28 vs. Philadelphia... Recorded career-highs in assists (28), points (7g-28a-35pts) and power-play goals (3) in **2005-06** with Atlanta... Tallied his 100th career assist on Jan. 13, 2006 vs. St. Louis... Set career-highs with three assists/points on Oct. 25, 2005 at the NY Islanders and matched those totals on Nov. 5, 2005 at Philadelphia... Following the **2003-04** season, appeared in his 100th career NHL playoff game with Ottawa on April 18, 2004 vs. Toronto... Reached the Western Conference Finals four times in five seasons with Colorado and captured the Stanley Cup in 2001... Scored a career-high eight goals and logged a career-high average ice time of 23:03 in **2001-02**... Led Colorado with a +18 rating in 2001-02 and led team defensemen in playoff scoring (4g-9a-13pts)... Led Colorado and

ranked third in the NHL with 180 blocked shots in 2001-02... Notched a career-high +23 rating as a member of the **2000-01** Stanley Cup Champion Colorado Avalanche... Played his first full season with Colorado in **1999-00** and helped the Avalanche advance to the Western Conference Finals... Traded to Nashville by Edmonton before the start of the **1998-99** season. Appeared in six games in 23 days with the expansion Preds before being dealt to Colorado on Oct. 24, 1998... Appeared in 13 NHL games in **1995-96**, making his NHL debut on Jan. 17, 1996 at Dallas.

**AMATEUR:** Played two seasons (1992-94) for the Niagara Falls Thunder of the OHL, registering eight goals, 63 assists (8g-63a-71pts) and 221 penalty minutes in 126 games... Played one college season (1991-92) at Bowling Green (CCHA).

**BACKGROUND:** Nickname "Devo"... One of two current Nashville Predators (along with David Legwand) that played at least one game for the club during its inaugural season of 1998-99... One of two Predators (along with Jason Arnott) to have won the Stanley Cup... Involved with Garth Brooks' "Teammates for Kids" charity... Lists Peter's Sushi as his favorite Nashville restaurant... Would like to be a land developer and an organic farmer when his hockey career is over... Enjoys playing golf, squash and paintball... Spends his summers in Stratford, Ontario.

**TRANSACTIONS:** **July 2, 2007** - Signed as a free agent by Nashville... **Aug. 23, 2005** - Acquired by Atlanta with Marian Hossa from Ottawa for Dany Heatley... **March 9, 2004** - Acquired by Ottawa from the New York Rangers for Karel Rachunek and Alexandre Giroux... **July 14, 2003** - Signed as a free agent by the New York Rangers... **Oct. 24, 1998** - Acquired by Colorado from Nashville for a third-round choice in the 1999 NHL Entry Draft (traded to Colorado; Colorado selected Branko Radivojevic)... **Oct. 1, 1998** - Acquired by Nashville with Eric Fichaud and Drake Berehowsky from Edmonton for Mikhail Shtalenkov and Jim Dowd... **March 20, 1994** - Signed as a free agent by Edmonton.

VERSUS THE NHL						WITH PREDATORS					
GP	G	A	PTS	PIM		GP	G	A	PTS	PIM	
ANA	34	1	2	3	30	4	0	0	0	2	
ATL	10	0	3	3	10	1	0	0	0	0	
BOS	23	2	2	4	14	1	0	0	0	0	
BUF	18	0	1	1	9	1	0	0	0	0	
CGY	39	0	5	5	33	5	0	0	0	2	
CAR	34	2	8	10	18	2	0	0	0	0	
CHI	34	1	7	8	31	7	0	1	1	4	
COL	17	0	5	5	25	4	0	1	1	2	
CBJ	20	3	3	6	4	6	0	0	0	0	
DAL	32	1	7	8	20	4	0	1	1	4	
DET	34	1	7	8	29	8	0	0	0	8	
EDM	29	1	7	8	26	4	0	3	3	2	
FLA	29	3	13	16	28	1	0	1	1	2	
L.A.	35	2	9	11	16	4	0	0	0	2	
MIN	21	1	4	5	6	4	0	0	0	2	
MTL	23	2	2	4	18	1	1	0	1	2	
NSH	22	1	2	3	19	-	-	-	-	-	
N.J.	23	2	3	5	14	0	0	0	0	0	
NYI	23	0	5	5	6	0	0	0	0	0	
NYR	18	1	2	3	12	0	0	0	0	0	
OTT	21	3	2	5	16	2	1	0	1	0	
PHI	22	3	6	9	6	0	0	0	0	0	
PHX	34	3	4	7	34	4	0	2	2	4	
PIT	23	1	5	6	20	0	0	0	0	0	
STL	35	2	5	7	57	8	1	1	2	4	
S.J.	33	2	5	7	57	4	0	1	1	6	
T.B.	29	1	3	4	20	1	0	0	0	0	
TOR	26	3	6	9	58	2	0	0	0	0	
VAN	38	2	4	6	63	4	1	0	1	29	
WSH	28	2	6	8	33	1	0	0	0	0	





# 7


## CAREER RECORD

Season	Club	League	Regular Season					Playoffs				
			GP	G	A	PTS	PIM	GP	G	A	PTS	PIM
1991-92	Bowling Green	CCHA	24	0	3	3	20	--	--	--	--	--
1992-93	Niagara Falls	OHL	62	3	23	26	86	4	0	1	1	6
1993-94	Niagara Falls	OHL	64	5	40	45	135	--	--	--	--	--
	Cape Breton	AHL	9	0	0	0	11	1	0	0	0	0
1994-95	Cape Breton	AHL	77	5	19	24	68	--	--	--	--	--
1995-96	Edmonton	NHL	13	1	1	2	12	--	--	--	--	--
	Cape Breton	AHL	58	9	30	39	174	--	--	--	--	--
1996-97	Edmonton	NHL	37	0	4	4	52	12	0	1	1	8
	Hamilton	AHL	34	4	14	18	26	--	--	--	--	--
1997-98	Edmonton	NHL	65	7	4	11	80	7	0	0	0	21
1998-99	Nashville	NHL	6	0	0	0	4	--	--	--	--	--
	Colorado	NHL	67	1	3	4	60	19	0	2	2	22
1999-00	Colorado	NHL	69	2	7	9	73	5	0	0	0	4
2000-01	Colorado	NHL	79	5	12	17	51	23	0	1	1	20
2001-02	Colorado	NHL	82	8	12	20	57	21	4	9	13	2
2002-03	Colorado	NHL	82	6	26	32	70	7	2	0	2	0
2003-04	NY Rangers	NHL	53	3	12	15	37	--	--	--	--	--
	Ottawa	NHL	13	0	1	1	6	7	0	1	1	8
2004-05	DID NOT PLAY											
2005-06	Atlanta	NHL	82	7	28	35	76	--	--	--	--	--
2006-07	Atlanta	NHL	82	3	21	24	66	4	1	0	1	4
2007-08	Nashville	NHL	77	4	11	15	71	6	1	0	1	2
NHL TOTALS			807	47	142	189	715	111	8	14	22	91
PREDATORS TOTALS			83	4	11	15	75	6	1	0	1	2

## STATISTICAL BREAKDOWN

Year	Team	PP	SH	GW	S	%	+/-	TF	FW	F%	MIN	H	BS	SHOOTOUTS				
														S	G	%	GDG	
1995-96	EDM	0	0	0	8	12.5%	-2	--	--	--	--	--	--	--	--	--	--	--
1996-97	EDM	0	0	0	31	0.0%	-2	--	--	--	--	--	--	--	--	--	--	--
1997-98	EDM	1	0	0	53	13.2%	-17	--	--	--	--	--	--	--	--	--	--	--
1998-99	NSH	0	0	0	1	0.0%	-4	0	0	0.0%	18:11	12	7	--	--	--	--	--
	COL	0	0	0	56	1.8%	-3	1	1	100.0%	16:23	85	69	--	--	--	--	--
1999-00	COL	0	0	0	40	5.0%	-7	0	0	0.0%	14:59	87	61	--	--	--	--	--
2000-01	COL	0	0	0	76	6.6%	23	0	0	0.0%	17:06	142	93	--	--	--	--	--
2001-02	COL	1	1	3	148	5.4%	18	1	0	0.0%	23:03	135	180	--	--	--	--	--
2002-03	COL	0	0	2	112	5.4%	15	1	1	100.0%	22:15	0	0	--	--	--	--	--
2003-04	NYR	0	0	0	58	5.2%	12	0	0	0.0%	19:01	0	0	--	--	--	--	--
	OTT	0	0	0	12	0.0%	0	0	0	0.0%	17:51	0	0	--	--	--	--	--
2005-06	ATL	3	0	2	111	6.3%	1	1	1	100.0%	22:01	53	135	2	0	.000	0	
2006-07	ATL	0	0	0	102	2.9%	-3	0	0	0.0%	22:14	41	179	0	0	.000	0	
2007-08	NSH	0	0	1	66	6.1%	7	0	0	0.0%	18:51	72	94	0	0	.000	0	
TOTALS		5	1	8	874	5.4%	38	4	3	75.0%	19:41	627	818	2	0	.000	0	

CAREER HIGHLIGHTS	<b>MOST GOALS, GAME:</b>
	2 - March 29, 2003 vs. Phoenix
	<b>MOST ASSISTS, GAME:</b>
	3 - twice, last Nov. 5, 2005 at Philadelphia
	<b>MOST POINTS, GAME:</b>
	3 - twice, last (3a) Nov. 5, 2005 at Philadelphia
	<b>MOST PIM, GAME:</b>
	25 - March 6, 2008 at Vancouver
	<b>MOST SHOTS, GAME:</b>
	6 - Dec. 13, 2005 vs. Detroit
	<b>LONGEST GOAL-SCORING STREAK:</b>
	2 - three times, last (2g) Nov. 29 - Dec. 1, 2007
	<b>LONGEST ASSIST STREAK:</b>
	4 - (5a) April 3-8, 2006
	<b>LONGEST POINT-SCORING STREAK:</b>
	4 - (5a) April 3-8, 2006
	<b>CAREER HAT TRICKS:</b>
	None
	<b>CAREER PENALTY SHOTS:</b>
	1 - Oct. 27, 2001 at Phoenix (Burke); no goal
	<b>CAREER OVERTIME POINTS:</b>
	8 (3g-5a)
	<b>FIRST NHL GAME:</b>
	Jan. 17, 1996 at Dallas
	<b>FIRST NHL GOAL:</b>
	Feb. 21, 1996 vs. Los Angeles (Kelly Hrudey)
	<b>FIRST GAME AS A PREDATOR:</b>
	Oct. 13, 1998 vs. Carolina
	<b>FIRST GOAL AS A PREDATOR:</b>
	Nov. 29, 2007 at Ottawa (Martin Gerber)



# JPDUMONT

## J.P. DUMONT

(JAY-pee DOO-mawnt)

Right Wing

Shoots: Left

Height: 6-1

Weight: 205 lbs

DOB: April 1, 1978

Montreal, Quebec

Hometown:

Montreal, Quebec

## ACQUIRED

Aug. 29, 2006 -

Signed as a free agent by Nashville.

**2007-08:** Set career highs in both goals (29) and points (72), pacing the team in tallies and finishing tied for first on the club in points. Both totals rank first in franchise history among right wings... Tied a franchise record and set a career high in game-winning goals (8)... Set a career high and was third among club forwards in average time on ice (18:29)... Paced the club in shooting percentage (15.1%) while ranking second on the team in shots on goal with a career-high (192)... Ranked second on the club in power-play markers (7)... Led the team with 18 multiple-point games, including three three-point games and one four-point performance... Hit the 20-goal mark for the fourth straight season and for the sixth time in his career... Appeared in 80 or more games for the second time in as many seasons... Recorded a franchise-record 16-game point streak Dec. 29 - Jan. 31 (8g-14a). The stretch included a pair of five-game assist streaks, and a six-game goal-scoring streak from Dec. 29 - Jan. 8, which tied a franchise high... Signed a four-year contract extension on Jan. 31... Earned NHL Second Star of the Month honors in January after posting a point in all 14 games during the month (6g-14a)... Registered his 200th career assist on Jan. 15 vs. Calgary. **PLAYOFFS:** Appeared in all six of the club's postseason contests, registering two assists.

Conference Finals... Netted the overtime game-winner for Buffalo on May 10, 2006 vs. Ottawa (Game Three of the ECs)... Recorded a hat trick and four points (3g-1a) in Buffalo's 8-2 win over Philadelphia (Game Two of the ECQ) on April 24, 2006... Recorded a career-high in power-play goals (10) with Buffalo in **2003-04**... Posted his 100th NHL goal on March 27, 2004 at Pittsburgh... His 200th NHL point came as part of a career-high four-point night (1g-3a) on Feb. 14, 2004... Wore the captain's "C" for Buffalo in Jan. 2004... Represented Team Canada at the 2004 World Championships... Tied for third on the Sabres in scoring (14g-21a-35pts) in **2002-03**... Finished second on the Sabres in goals and points in points (23g-21a-44pts) in **2001-02**... Led the **2000-01** Sabres with nine power-play goals and tied for third on the team with four playoff goals... Made his NHL playoff debut on April 11, 2001 at Philadelphia... Finished the **1999-00** season with Rochester (AHL) and tallied 17 points (7g-10a) in 13 regular-season games... Led Rochester (AHL) in playoff goals (14) in 2000 as the Americans advanced to the AHL Calder Cup Finals... Opened his first pro season (**1998-99**) with Portland (AHL) before being recalled by Chicago (NHL) on Nov. 11, 1998. Made his NHL debut the following day vs. Toronto... Named NHL Rookie of the Month for April 1999 after posting eight points (5g-3a) and a +5 rating in five games... Notched four points (3g-1a), including his first career hat trick, on April 8, 1999 vs. the NY Rangers. One of three NHL rookies to notch a hat trick in 1998-99... His first NHL goal was the game-winner (and part of a two-goal night) on March 6, 1999 at San Jose... Led all AHL rookies in 1998-99 with 32 goals and 12 power-play goals and was named to the AHL All-Rookie Team... Named AHL Player of the Week twice in 1998-99... Played in the 1999 AHL All-Star Classic... Joined the IHL's Chicago Wolves for the 1999 post-season and helped them advance to the conference finals.

**AMATEUR:** Had his number retired by Val-d'Or (QMJHL) on Dec. 2, 2007... Played five seasons (1993-1998) with Val d'Or, notching 351 points (163g-188a) in 256 QMJHL games... Helped lead Val d'Or to the 1998 QMJHL Championship and finished second in the QMJHL in goals (57) in 1997-98... Won the 1998 Guy Lafleur Trophy as most valuable player of the QMJHL playoffs after posting 31 goals and 15 assists (31g-15a-46pts) in 19 playoff games... Named a 1996-97 QMJHL Second Team All-Star... Won the 1996 QMJHL Michael Bossy Trophy as best professional prospect... Played for Canada at the 1998 World Junior Championships in Finland.

**BACKGROUND:** Nickname "Jean"... Active in a number of community-service initiatives... Has a dog named Jack... Lists Stoney River Grill as his favorite place to eat in Nashville... Lists the Bell Centre in Montreal as his favorite NHL arena to visit... Wife - Kristin; Daughters - Ella and Ava.

**TRANSACTIONS:** **Aug. 29, 2006** - Signed as a free agent by Nashville... **March 10, 2000** - Acquired by Buffalo with Doug Gilmour from Chicago for Michal Grosse... **May 30, 1998** - Acquired by Chicago with the New York Islanders' fifth-round choice in the 1998 Entry Draft (traded to Philadelphia; Philadelphia selected Francis Belanger) from the New York Islanders for Dmitri Nabokov... **June 22, 1996** - The New York Islanders' first selection, third overall (first round), in the 1996 Entry Draft.

## VERSUS THE NHL

	GP	G	A	PTS	PM
ANA	16	6	4	10	6
ATL	19	7	6	13	6
BOS	32	12	14	26	16
BUF	6	0	2	2	0
CGY	17	7	6	13	10
CAR	21	12	5	17	8
CHI	21	5	12	17	4
COL	18	6	12	18	10
CBJ	22	7	10	17	6
DAL	16	5	3	8	8
DET	26	6	12	18	8
EDM	16	5	9	14	12
FLA	18	6	5	11	10
L.A.	17	8	8	16	6
MIN	13	4	8	12	2
MTL	29	8	14	22	14
NSH	12	1	3	4	8
N.J.	22	4	6	10	20
NYI	19	6	9	15	8
NVR	22	12	4	16	24
OTT	39	13	22	35	10
PHI	20	3	9	12	6
PHX	15	5	6	11	4
PIT	20	3	2	5	22
STL	24	3	4	7	16
S.J.	18	7	3	10	14
T.B.	16	4	6	10	8
TOR	31	6	12	18	10
VAN	18	2	8	10	10
WSH	19	2	8	10	22

## WITH PREDATORS

	GP	G	A	PTS	PM
	8	3	2	5	6
	1	0	0	0	0
	2	0	1	1	0
	2	0	1	1	0
	8	4	5	9	4
	1	1	0	1	0
	16	3	11	14	2
	8	3	6	9	0
	16	6	9	15	4
	8	4	1	5	6
	16	3	8	11	4
	8	4	8	12	6
	1	0	0	0	2
	8	5	6	11	6
	7	3	7	10	0
	2	1	2	3	4
	--	--	--	--	--
	1	0	0	0	0
	1	0	1	1	0
	1	0	0	0	2
	2	1	6	7	0
	1	0	1	1	0
	8	2	4	6	2
	1	0	0	0	0
	15	2	4	6	10
	8	2	0	2	2
	1	0	1	1	0
	2	1	0	1	0
	8	1	4	5	2
	1	1	0	1	0

**2006-07:** Established a career-high in assists (45) and ranked second on the club in both assists and points (66)... Posted a career-high +14 rating... Registered a career-high in games played and was one of three Predators to skate in all 82 contests... Posted a goal and an assist in his 500th career NHL game on March 3 at Los Angeles... Scored his first goal as a Predator 39 seconds into Nashville's season opener on Oct. 5 vs. Chicago. **PLAYOFFS:** Led the team in goals (4), points (6) and plus/minus rating (+4) and ranked second among Nashville forwards in ice time (21:02) in the club's WCQ series vs. San Jose... Scored two goals in each of Nashville's first two playoff games, becoming the first Predator (along with Alexander Radulov who also scored twice in Game One) to net playoff multi-goal games... Scored the game-winning shorthanded goal in Nashville's 5-2 win in Game Two (April 13) vs. San Jose... Posted points in each of his first four contests (4g-2a-6pts).

**CAREER NOTES:** Despite missing 28 games due to injury (sports hernia), recorded 20 goals for the fourth time in five NHL seasons in **2005-06**... Finished third on the Sabres in post-season goals (7) and fourth in points (7g-7a-14pts) as Buffalo advanced to Game Seven of the 2006 Eastern



## INTERNATIONAL RECORD

### CANADA

Year	Event	GP	G	A	PTS	PIM
1998	WJC	7	0	0	0	0
2004	WC	9	0	1	1	0

## CAREER RECORD

Season	Club	League	Regular Season					Playoffs				
			GP	G	A	PTS	PIM	GP	G	A	PTS	PIM
1994-95	Val-d'Or	QMJHL	48	5	14	19	24	--	--	--	--	--
1995-96	Val-d'Or	QMJHL	66	48	57	105	109	13	12	8	20	22
1996-97	Val-d'Or	QMJHL	62	44	64	108	86	13	9	7	16	12
1997-98	Val-d'Or	QMJHL	55	57	42	99	63	19	31	15	46	18
1998-99	Chicago	NHL	25	9	6	15	10	--	--	--	--	--
	Portland	AHL	50	32	14	46	39	--	--	--	--	--
	Chicago	IHL	--	--	--	--	--	10	4	1	5	6
1999-00	Chicago	NHL	47	10	8	18	18	--	--	--	--	--
	Cleveland	IHL	7	5	2	7	8	--	--	--	--	--
	Rochester	AHL	13	7	10	17	18	21	14	7	21	32
2000-01	Buffalo	NHL	79	23	28	51	54	13	4	3	7	8
2001-02	Buffalo	NHL	76	23	21	44	42	--	--	--	--	--
2002-03	Buffalo	NHL	76	14	21	35	44	--	--	--	--	--
2003-04	Buffalo	NHL	77	22	31	53	40	--	--	--	--	--
2004-05	SC Bern	Swiss	3	2	2	4	6	10	4	1	5	16
2005-06	Buffalo	NHL	54	20	20	40	38	18	7	7	14	14
2006-07	Nashville	NHL	82	21	45	66	28	5	4	2	6	0
2007-08	Nashville	NHL	80	29	43	72	34	6	0	2	2	4
NHL TOTALS			596	171	223	394	308	42	15	14	29	26
PREDATORS TOTALS			162	50	88	138	62	11	4	4	8	4


## STATISTICAL BREAKDOWN

Year	Team	PP	SH	GW	S	%	+/-	TF	FW	F%	MIN	H	BS	S	G	%	G/G
1998-99	CHI	0	0	2	42	21.4%	7	10	5	50.0%	14:14	22	8	--	--	--	--
1999-00	CHI	0	0	1	86	11.6%	-6	12	4	33.3%	12:54	49	7	--	--	--	--
2000-01	BUF	9	0	5	156	14.7%	1	3	1	33.3%	15:01	132	20	--	--	--	--
2001-02	BUF	7	0	3	154	14.9%	-10	4	2	50.0%	15:14	128	17	--	--	--	--
2002-03	BUF	2	0	2	135	10.4%	-14	15	3	20.0%	15:04	--	--	--	--	--	--
2003-04	BUF	10	0	1	156	14.1%	-9	32	14	43.8%	17:00	--	--	--	--	--	--
2005-06	BUF	9	0	4	116	17.2%	-1	9	1	11.1%	16:00	48	19	1	0	.000	0
2006-07	NSH	5	0	3	143	14.7%	14	6	1	16.7%	16:11	33	21	3	1	.000	1
2007-08	NSH	7	0	8	192	15.1%	5	13	3	23.1%	18:29	44	11	4	0	.000	0
TOTALS		49	0	29	1180	14.5%	-13	104	34	32.7%	15:49	456	103	8	1	.125	1

# 71

- MOST GOALS, GAME:**  
3 - three times, last Nov. 12, 2001 at Florida
- MOST ASSISTS, GAME:**  
3 - five times, last Nov. 29, 2007 at Ottawa
- MOST POINTS, GAME:**  
4 - four times, last (1g-3a) Nov. 29, 2007 at Ottawa
- MOST PIM, GAME:**  
4 - 13 times, last Feb. 22, 2007 vs. Montreal
- MOST SHOTS, GAME:**  
9 - April 8, 1999 vs. NY Rangers
- LONGEST GOAL-SCORING STREAK:**  
6 - (6g) Dec. 29, 2007 - Jan. 8, 2008
- LONGEST ASSIST STREAK:**  
5 - twice, last (6a) Jan. 21-31, 2008
- LONGEST POINT-SCORING STREAK:**  
16 - (8g-14a) Dec. 29, 2007 - Jan. 31, 2008
- CAREER HAT TRICKS:**  
3 - Nov. 12, 2001 at Florida, Dec. 12, 2000 at Boston & April 8, 1999 vs. NY Rangers
- CAREER PENALTY SHOTS:**  
2 - April 15, 2006 at Montreal (Aebischer); no goal & Feb. 19, 2007 vs. Phoenix (Joseph); goal
- CAREER OVERTIME POINTS:**  
3 (2g-1a)
- FIRST NHL GAME:**  
Nov. 12, 1998 vs. Toronto
- FIRST NHL GOAL:**  
March 6, 1999 at San Jose (Steve Shields)
- FIRST GAME AS A PREDATOR:**  
Oct. 5, 2006 vs. Chicago
- FIRST GOAL AS A PREDATOR:**  
Oct. 5, 2006 vs. Chicago





# DANELLIS

## DAN ELLIS

(DAN EH-lins)

Goaltender

Catches: Left

Height: 6-0

Weight: 185 lbs

DOB: June 19, 1980

Orangeville, Ontario

Hometown:

Orangeville, Ontario

## ACQUIRED

July 7, 2007 - Signed as a free agent by Nashville.

**2007-08:** Led the NHL in save percentage (.924) in his first full season in the league... Tied for third in the NHL and established a single-season franchise record in shutouts (6)... Compiled an 11-3-3 record in one-goal games and an 18-1-0 record when receiving three or more goals in offensive support... Named the NHL's Second Star of the Week on March 30 after posting a 2-0-1 record with a 0.33 goals-against average, a .991 save percentage and two shutouts... Set a franchise record with a 233:48 shutout streak from the first period vs. Chicago on March 22 to overtime vs. Detroit on March 30. The streak ranked fifth-best in the NHL's modern era. He stopped 147 shots during that span... Won his first seven career starts - six of which came as a Predator from Oct. 10-Dec. 1, 2007 - tied for third best in NHL history...

Posted a shutout in his first start as a Predator, stopping 20 shots in a 3-0 victory over Atlanta on Oct. 25... Signed a two-year contract on June 23, 2008.

**PLAYOFFS:** Led the league in save percentage (.938)... Played in all six games of the club's WCQ series vs. Detroit, his first six career postseason contests... Stopped 52-of-54 shots in Game Five, setting a franchise record for saves in a playoff game.

**CAREER NOTES:** Played his third pro season in **2006-07** with Iowa (AHL) and ranked third in the AHL in minutes played (3194) and fourth in wins (30)... Ranked 12th in the AHL with a .912 save percentage in **2005-06**... Earned the first win in Iowa Stars history, a 7-2 decision on Oct. 16, 2005 vs. San Antonio... **2003-04:** Made his NHL debut with Dallas on Feb. 8, 2004 at Los

Angeles, stopping 25 of 28 shots in his first NHL win... Named the Most Valuable Player of the ECHL playoffs and the MVP of the Kelly Cup Finals after leading Idaho to a league championship in 2004 with a 13-3 record and a 1.86 GAA.

**AMATEUR:** Played three seasons at the University of Nebraska-Omaha (CCHA), and ranks among the school's leaders in games played (118), games started (117), wins (53), shutouts (7) and saves (3,125)... Named to the CCHA Second All-Star Team in 2001-02... Named the USHL Goaltender of the Year, Player of the Year and a First-Team All-Star after leading the USHL in wins (34), minutes played (3,274), shutouts (11) and GAA (2.25) with Omaha in 1999-00... A teammate of Predator Greg Zanon's at Nebraska-Omaha (CCHA) for three seasons (2000-03).

**TRANSACTIONS: July 7, 2007** - Signed as a free agent by Nashville... **June 24, 2000** - Dallas' second choice, 60th overall (second round), in the 2000 NHL Entry Draft.

**BACKGROUND:** Nickname "Elly"... Does charity work for "Teen Ranch," a Christian hockey school near his hometown that was influential on his development as a player and a person... Would like to open a restaurant or be a college goalie coach when he is done playing... Lists the Air Canada Centre as his favorite arena to play in and Dallas as his favorite NHL city to visit... Has a cat named "Ozzy"... Wife - Katie, son-Kaden, was born August 8, 2008.

## VERSUS THE NHL

	GP	W	L	O/T	SO	GA	GAA
ANA	1	0	1	0	0	5	5.08
ATL	1	1	0	0	1	0	0.00
BOS	0	0	0	0	0	0	0.00
BUF	1	0	0	0	0	3	7.20
CGY	2	1	0	0	0	2	1.62
CAR	0	0	0	0	0	0	0.00
CHI	5	1	1	1	0	11	2.66
COL	1	1	0	0	1	0	0.00
CBJ	2	2	0	0	2	0	0.00
DAL	3	2	1	0	1	5	1.88
DET	4	1	1	1	0	6	1.76
EDM	4	4	0	0	0	8	2.00
FLA	1	1	0	0	0	3	3.00
L.A.	4	2	1	0	0	11	3.16
MIN	2	1	1	0	0	4	2.02
MTL	1	1	0	0	0	2	2.40
N.J.	0	0	0	0	0	0	0.00
NYI	0	0	0	0	0	0	0.00
NYR	0	0	0	0	0	0	0.00
OTT	1	1	0	0	0	5	5.00
PHI	0	0	0	0	0	0	0.00
PHX	2	2	0	0	0	5	2.42
PHI	0	0	0	0	0	0	0.00
STL	4	2	0	0	0	6	2.29
S.J.	1	0	1	0	0	2	2.07
T.B.	1	0	0	1	0	2	1.97
TOR	0	0	0	0	0	0	0.00
VAN	3	1	2	0	1	7	3.36
WSH	1	0	1	0	0	3	12.00

\* Appeared in one game with Dallas in 2003-04.



# 39

## CAREER HIGHLIGHTS

- LONGEST WIN STREAK:**  
6 - Oct. 25 - Dec. 1, 2007
- LONGEST UNBEATEN STREAK:**  
6 - (6-0-0) Oct. 25 - Dec. 1, 2007
- MOST SHOTS FACED, GAME:**  
43 - (43 saves) March 28, 2008
- FIRST NHL GAME:**  
Feb. 8, 2004 at Los Angeles
- FIRST NHL WIN:**  
Feb. 8, 2004 at Los Angeles
- FIRST NHL SHUTOUT:**  
Oct. 25, 2007 vs. Atlanta
- FIRST GAME AS A PREDATOR:**  
Oct. 10, 2007 at St. Louis
- FIRST SHUTOUT AS A PREDATOR:**  
Oct. 25, 2007 vs. Atlanta

Regular Season											Playoffs						
Season	Club	League	GP	W	L	O/T	Mins.	GA	SO	Avg.	GP	W	L	Mins.	GA	SO	Avg.
1999-00	Omaha	USHL	55	34	16	4	3274	123	11	2.25	4	1	3	238	10	0	2.52
2000-01	Nebraska-Omaha	CCHA	40	21	14	3	2285	95	2	2.49	--	--	--	--	--	--	--
2001-02	Nebraska-Omaha	CCHA	40	20	15	4	2405	97	3	2.42	--	--	--	--	--	--	--
2002-03	Nebraska-Omaha	CCHA	39	11	21	5	2211	117	3	3.18	--	--	--	--	--	--	--
<b>2003-04</b>	<b>Dallas</b>	<b>NHL</b>	<b>1</b>	<b>1</b>	<b>0</b>	<b>0</b>	<b>60</b>	<b>3</b>	<b>0</b>	<b>3.00</b>	--	--	--	--	--	--	--
	Utah	AHL	20	5	14	0	1130	55	2	2.92	--	--	--	--	--	--	--
	Idaho	ECHL	23	13	8	1	1334	57	2	2.56	16	13	3	966	30	3	1.86
2004-05	Hamilton	AHL	31	10	19	0	1774	82	1	2.77	--	--	--	--	--	--	--
2005-06	Iowa	AHL	34	16	13	1	1857	86	2	2.78	--	--	--	--	--	--	--
2006-07	Iowa	AHL	55	30	21	1	3194	148	4	2.78	12	6	6	679	35	0	3.09
<b>2007-08</b>	<b>Nashville</b>	<b>NHL</b>	<b>44</b>	<b>23</b>	<b>10</b>	<b>3</b>	<b>2229</b>	<b>87</b>	<b>6</b>	<b>2.34</b>	<b>6</b>	<b>2</b>	<b>4</b>	<b>357</b>	<b>15</b>	<b>0</b>	<b>2.52</b>
<b>NHL TOTALS</b>			<b>45</b>	<b>24</b>	<b>10</b>	<b>3</b>	<b>2289</b>	<b>90</b>	<b>6</b>	<b>2.36</b>	<b>6</b>	<b>2</b>	<b>4</b>	<b>357</b>	<b>15</b>	<b>0</b>	<b>2.52</b>
<b>PREDATORS TOTALS</b>			<b>44</b>	<b>23</b>	<b>10</b>	<b>3</b>	<b>2229</b>	<b>87</b>	<b>6</b>	<b>2.34</b>	<b>6</b>	<b>2</b>	<b>4</b>	<b>357</b>	<b>15</b>	<b>0</b>	<b>2.52</b>

## STATISTICAL BREAKDOWN

### SHUTOUTS

No	Date	Saves	Score
1	10/25/07	20	Atlanta 0 at NASHVILLE 3
2	11/1/07	29	NASHVILLE 3 at Vancouver 0
3	12/31/07	22	NASHVILLE 1 at Dallas 0
4	1/22/08	38	NASHVILLE 4 at Colorado 0
5	3/25/08	36	Columbus 0 at NASHVILLE 1
6	3/28/08	43	NASHVILLE 2 at Columbus 0

### SHOOTOUTS

Year	G	A	PTS	PIM	SA	GA	SV%	W	L	SA	GA	SV%
2003-04	0	0	0	0	28	3	.893	--	--	--	--	--
2006-07	0	0	0	0	1147	87	.924	2	2	9	4	.556



# MARTINERAT

## MARTIN ERAT

(mah-TEEHN EE-rat)

Left Wing

Shoots: Left

Height: 6-0

Weight: 195 lbs

DOB: August 29, 1981

Trebitz, Czech Republic

Hometown:

Trebitz, Czech Republic

## ACQUIRED

June 26, 1999 -

Nashville's 12th selection, 191st overall (seventh round), in the 1999 Entry Draft.

## VERSUS THE NHL

	GP	G	A	PTS	PIM
ANA	21	2	6	8	16
ATL	3	0	0	0	6
BOS	5	0	1	1	2
BUF	4	1	3	4	2
CGY	19	4	11	15	12
CAR	5	2	0	2	10
CHI	32	7	13	20	20
COL	18	3	7	10	12
CBJ	35	6	22	28	24
DAL	19	2	10	12	14
DET	33	9	12	21	28
EDM	19	6	4	10	14
FLA	5	1	2	3	2
L.A.	21	3	8	11	10
MIN	20	8	8	16	10
MTL	5	0	1	1	0
N.J.	7	3	4	7	2
NYI	5	2	2	4	4
NYR	6	1	1	2	4
OTT	4	1	5	6	4
PHI	4	2	2	4	0
PHX	21	8	9	17	14
PIT	5	4	0	4	2
STL	33	3	13	16	10
S.J.	23	3	6	9	14
T.B.	5	0	3	3	0
TOR	5	1	2	3	2
VAN	20	3	9	12	12
WSH	5	0	4	4	0

**2007-08:** Established career highs in goals (23), game-winning goals (6) and tied a personal best in points (57)... Posted a career-high in shots (163)... Finished second on the team in both game-winning goals and game-deciding shootout tallies (2)... Also third on the team in shooting percentage (14.1%)... Ranked second on the club among forwards in average time on ice (18:39)... Notched 15 multi-point games, including a team-best four three-point outings and one four-point game... Notched his 250th career point with an assist vs. Washington on March 18, then played in his 400th NHL game two nights later vs. Detroit... Tallied his first career hat trick, a natural hat trick, on March 4 at Edmonton. It was the franchise's second road hat trick... Named the NHL's Third Star of the Week on Nov. 19 after posting two-game winning goals and six points (3g-3a) in two games the week before... Played for the Czech Republic at the 2008 World Championships, and ranked fourth on the team in points (2g-4a)... Signed a seven-year contract extension (longest in club history) on May 12, 2008. **PLAYOFFS:** Appeared in all six of the club's postseason games and tied for the team lead in points (1g-3a)... Led all Nashville forwards in average time on ice (20:55)... Notched a point in each of the team's first three playoff games (1g-3a).

**2006-07:** Established career-highs in assists (41), points (57), and plus/minus rating (+13)... Tied a career-high in power-play goals (5)... Logged a career-high in average ice time (18:58), almost four minutes more per game than his previous high (15:00 in 2003-04)... Registered 14 multi-point games... Skated in his 300th NHL game on Dec. 29 at Dallas... Scored his first career shorthanded goal on Dec. 21 vs. Buffalo... Registered the 99th and 100th assists of his career in a 3-2 win at Calgary on Oct. 28... Missed 14 games due to injury, including the final 11 games of the season with a sprained knee. **PLAYOFFS:** Played in three of Nashville's five WCQ games vs. San Jose, missing the final two games due to injury.

**2005-06:** Notched a career-high in penalty minutes (76) and matched his career-high in games played (80)... Converted both of his shootout attempts and both of his tallies were game-deciding shootout goals, tying him for the team lead... Recorded his 100th career point with an assist on Nov. 23 at Columbus... Captured a bronze medal with the Czech Republic at the 2006 Winter Olympic Games and scored the game-winner in the Czechs' victory in the bronze-medal game... Won a silver medal with the Czech Republic at the 2006 World Championships. Finished second on the Czechs in scoring (9g, 3g-5a-8pts) and was selected as one of the team's top three players in the tournament coaches poll. **PLAYOFFS:** Appeared in all five of the Predators' 2006 postseason games and ranked second among team forwards in average time on ice (19:30)... Scored his first career NHL playoff goal in Game One (April 21) of the club's WCQ series vs. San Jose.

**2004-05:** Finished third on HC Hame Zlin and tied for eighth in the Czech Republic Extraleague in scoring with 43 points (20g-23a)... Led Zlin and finished fifth in the Czech Republic with 129 penalty minutes... Finished second on his team and tied for 11th in the league in goals... Ranked second on Zlin in assists and tied for 14th in the league... Helped Zlin advance to the Czech league finals and tied for the league playoff lead with seven goals.

**2003-04:** Ranked second on the club with +10 rating and ranked third in assists (33) and points (49)... Nashville went 13-1-2-0 in games in which he scored a goal... Missed one game due to injury. **PLAYOFFS:** Appeared in all six Nashville playoff games, recording one assist.

**2002-03:** Recorded a career-high six-game scoring streak (1g-5a) from Nov. 2-12... Opened the season with Nashville and was reassigned to Milwaukee (AHL) on Dec. 13... Recalled by Nashville from Jan. 16-23... Led Milwaukee in playoff goals (5) and points (9).

**2001-02:** Set Nashville rookie records for games played (80) and assists (23)... Ranked among league rookie leaders in several offensive categories: assists (tied for second), power-play assists (tied for fourth with 8), shooting percentage (fifth with 10.7), points (sixth), power-play points (seventh with 10), game-winning goals (tied for seventh with 2), goals (tied for 14th with 9) and shots (15th with 84)... Posted a five-game point-scoring streak (2g-3a) from Jan. 6-14 which tied for the third-longest streak notched by an NHL rookie... Became the first member of Nashville's 1999 draft class to appear in an NHL game.

**CAREER NOTES:** Enters the 2008-09 season ranked third on the franchise's all time scoring list (253), in addition to third in assists (168) and fifth in goals (85).

**AMATEUR:** Won the WHL Championship and the Memorial Cup with Red Deer and the gold medal with the Czech Republic at the World Junior Championships in 2001... Finished second on Red Deer in assists (59) and tied for third in points (82) in 2000-01... Led the WHL in goals (15) and points (36) and tied for first in assists (21) in the 2001 playoffs... Traded by Saskatoon to Red Deer on Jan. 11, 2001... Named the WHL Eastern Conference Player of the Month for Nov. 2000 and the WHL Player of the Week for Nov. 13-19, 2000... Tied for second in goals (27) on the 1999-00 Saskatoon Blades... Led the Blades in playoff scoring (4g-8a-12pts) in 2000... Selected by Saskatoon in the first round, sixth overall, in the 1999 CHL Import Draft... Split the 1998-99 season with Zlin's (Czech Rep.) junior and senior teams.

**BACKGROUND:** Changed his sweater number from No. 19 to No. 10 prior to the start of the 2003-04 season... Enjoys playing soccer, golf and tennis... Spends his summers in Trebitz, Czech Republic... Favorites include: *Everybody Loves Raymond* (TV show), Nirvana (band/musician), Helena Ruzickova (actress), chicken and pasta (food) and Spain (vacation spot)... If he didn't play hockey, he would play professional soccer... Winning a medal in the 2006 Winter Olympics is his favorite hockey memory... The younger of two brothers... Nickname "Marty"... Has a black lab named Max.

**TRANSACTIONS:** June 26, 1999 - Nashville's 12th selection, 191st overall (seventh round), in the 1999 Entry Draft.





# 10



## INTERNATIONAL RECORD

### CZECH REPUBLIC

Year	Event	GP	G	A	PTS	PIM
2001	WC	7	2	1	3	16
2006	Olympics	8	1	1	2	4
	WC	7	3	5	8	4
2008	WC	7	2	4	6	14

## CAREER RECORD

Season	Club	League	Regular Season					Playoffs				
			GP	G	A	PTS	PIM	GP	G	A	PTS	PIM
1999-00	Saskatoon	WHL	66	27	26	53	82	11	4	8	12	16
2000-01	Saskatoon	WHL	31	19	35	54	48	--	--	--	--	--
	Red Deer	WHL	17	4	24	28	24	22	15	21	36	32
2001-02	Nashville	NHL	80	9	24	33	32	--	--	--	--	--
2002-03	Nashville	NHL	27	1	7	8	14	--	--	--	--	--
	Milwaukee	AHL	45	10	22	32	41	6	5	4	9	4
2003-04	Nashville	NHL	76	16	33	49	38	6	0	1	1	6
2004-05	HC Hame Zlin	CzRep	48	20	23	43	129	16	7	5	12	12
2005-06	Nashville	NHL	80	20	29	49	76	5	1	1	2	6
2006-07	Nashville	NHL	68	16	41	57	50	3	0	1	1	0
2007-08	Nashville	NHL	76	23	34	57	40	6	1	3	4	8
NHL/PREDATORS TOTALS			407	85	168	253	250	20	2	6	8	20

## STATISTICAL BREAKDOWN

Year	Team	PP	SH	GW	S	%	+/-	TF	FW	F%	MIN	H	BS	S	G	%	GDG
2001-02	NSH	2	0	2	84	10.7%	-11	3	2	66.7%	13:10	61	11	--	--	--	--
2002-03	NSH	1	0	0	39	2.6%	-9	1	0	0.0%	12:47	--	--	--	--	--	--
2003-04	NSH	4	0	2	137	11.7%	10	31	9	29.0%	15:00	--	--	--	--	--	--
2005-06	NSH	5	0	1	143	14.0%	0	25	4	16.0%	14:44	25	18	2	2	1.000	2
2006-07	NSH	5	1	3	132	12.1%	13	43	19	44.2%	18:58	40	18	7	1	.143	1
2007-08	NSH	4	0	6	163	14.1%	-3	41	15	36.6%	18:39	49	16	5	2	.400	2
TOTALS		21	1	14	698	12.2%	0	144	49	34.0%	15:47	175	63	14	5	.357	5

### MOST GOALS, GAME:

3 - March 4, 2008 at Edmonton

### MOST ASSISTS, GAME:

3 - twice, last Oct. 6, 2007 vs. Dallas

### MOST POINTS, GAME:

4 - (2g-2a) Nov. 12, 2007 at Columbus

### MOST PIM, GAME:

8 - Jan. 17, 2008 vs. Anaheim

### MOST SHOTS, GAME:

6 - four times, last April 3, 2006 vs. Columbus

### LONGEST GOAL-SCORING STREAK:

4 - (4g) Nov. 2-10, 2005

### LONGEST ASSIST STREAK:

5 - (5a) Nov. 2-10, 2002

### LONGEST POINT-SCORING STREAK:

6 - twice, last (4g-5a) Jan. 18-Feb. 1, 2007

### CAREER HAT TRICKS:

1 - March 4, 2008 at Edmonton

### CAREER PENALTY SHOTS:

1 - Feb. 28, 2007 at San Jose (Nabokov): no goal

### CAREER OVERTIME POINTS:

1 (1g)

### FIRST NHL GAME:

Oct. 5, 2001 at Dallas

### FIRST NHL GOAL:

Oct. 30, 2001 vs. Minnesota (Dwayne Roloson)

### FIRST GAME AS A PREDATOR:


Oct. 5, 2001 at Dallas

### FIRST GOAL AS A PREDATOR:

Oct. 30, 2001 vs. Minnesota

CAREER HIGHLIGHTS





# VERNON FIDDLER

## VERNON FIDDLER

(VUHR-nuhn FIDH-luhr)

Center

Shoots: Left

Height: 5-11

Weight: 204 lbs

DOB: May 9, 1980

Edmonton, Alberta

Hometown:

Edmonton, Alberta

## ACQUIRED

May 6, 2002 -

Signed as a free agent by Nashville.

## VERSUS THE NHL

	GP	G	A	PTS	PIM
ANA	12	0	2	2	4
ATL	2	0	1	1	2
BOS	3	0	1	1	0
BUF	2	0	0	0	11
CGY	11	3	6	9	8
CAR	4	1	0	1	6
CHI	19	5	4	9	14
COL	13	0	3	3	9
CBJ	24	4	2	6	23
DAL	11	1	2	3	4
DET	21	1	2	3	12
EDM	9	4	5	9	4
FLA	3	2	0	2	0
L.A.	13	0	2	2	16
MIN	11	2	2	4	4
MTL	2	0	0	0	0
N.J.	3	0	0	0	0
NYI	3	0	1	1	2
NYR	2	0	0	0	2
OTT	3	0	0	0	2
PHI	2	0	0	0	2
PHX	9	1	2	3	9
PIT	2	0	1	1	2
STL	18	4	2	6	14
S.J.	11	4	3	7	4
T.B.	2	0	0	0	2
TOR	1	1	0	1	0
VAN	9	1	1	2	10
WSH	2	0	0	0	0

**2007-08:** Established career highs in games played (79), assists (21) and points (32)... Tied a personal best in goals (11)... Set a personal best in average time on ice (13:56)... More than doubled his hit total from the two previous seasons combined with a career-high (52)... Registered six multiple-point games after notching four multiple-point games total in his first three seasons... One of four players on the team to win more than half the face-offs he took (50.2%)... Was third on the club in takeaways (51) and third among team forwards in shorthanded time on ice (2:25)... Notched his first career three-point game on Feb. 9 vs. San Jose... Appeared in his 200th career NHL game on Feb. 7 vs. Tampa Bay... Posted 12 points in a 14-game span from Feb. 9 - March 7. **PLAYOFFS:** Appeared in all six of the club's postseason games and led the team in shorthanded time on ice (3:53).

**2006-07:** Established a career-high in goals (11)... Prior to 2006-07, he had totaled 18 points (12g-6a) in 76 NHL games... Skated in his 100th NHL game on Dec. 6 at Anaheim... Signed a two-year contract with Nashville on July 18, 2007. **PLAYOFFS:** Played in all five of Nashville's WCQ games vs. San Jose and scored his first career playoff goal in Game Five on April 20.

**2005-06:** Established career-highs in power-play goals (3) and game-winning goals (2)... Posted his first career two-goal game on Jan. 4 at St. Louis... Spent two stretches (Oct. 6-26, Oct. 27-Nov. 19) with Milwaukee (AHL), amassing seven points (1g-6a) and 20 penalty minutes in 11 games. **PLAYOFFS:** Notched an assist in his first career NHL playoff game on April 27 vs. San Jose.

**2004-05:** Led the Admirals with a +19 rating and tied for third on the Admirals in goals (20)... Played an AHL career-high 73 games.

**2003-04:** Opened the season with Nashville before being reassigned to Milwaukee on Oct. 23... Was recalled to Nashville on Nov. 11, 2003 and played 14 consecutive games with the Predators... Ranked second in playoff penalty minutes (36) on the 2004 AHL Calder Cup Champion Admirals.

**2002-03:** Registered his first two career NHL points (1g-1a) at Chicago on Nov. 17, 2002... Made his NHL debut at Los Angeles on Nov. 2, 2002.

**CAREER NOTES:** Finished the **2001-02** season with Norfolk (AHL) after opening the season with Roanoke (ECHL)... Named to the 2002 ECHL All-Rookie Team... Posted three points (1g-2a) in the 2002 ECHL All-Star Game... Joined Arkansas (ECHL) after opening the **2000-01** season with Medicine Hat of the WHL.

**AMATEUR:** Finished second on Medicine Hat (WHL) in goals (33) and points (71) in 2000-01, and established junior career-highs in goals, assists (38), points and penalty minutes (100)... Tied for second in points (48) on Kelowna (WHL) and ranked third in goals (20) and assists (28) in 1999-00... Led Kelowna in goals (22) in 1998-99.

**BACKGROUND:** Enjoys golf and wakeboarding... Favorites include *You, Me and Dupree* (movie), *Everybody Loves Raymond* (TV show), Morgan Freeman (actor), Kenny Chesney (band/musician) and P.F. Chang's (Nashville restaurant)... Lists baseball player Curt Schilling as the person he would most like to meet... Lists his favorite hockey moment as winning the AHL's Calder Cup with Milwaukee in 2004... His favorite thing about Nashville is the weather... Nickname "Fids"... Wife - Chrissy, Their son Blake was born in Nashville during the summer of 2007.

**TRANSACTIONS:** **May 6, 2002** - Signed as a free agent by Nashville.



# 38

## CAREER HIGHLIGHTS

### MOST GOALS, GAME:

2 - three times, last Feb. 9, 2008 at San Jose

### MOST ASSISTS, GAME:

2 - three times, last Feb. 19, 2008 vs. Edmonton

### MOST POINTS, GAME:

3 - (2g-1a) Feb. 9, 2008 at San Jose

### MOST PIM, GAME:

15 - Nov. 26, 2003 vs. Columbus

### MOST SHOTS, GAME:

6 - twice, last March 13, 2008 vs. Los Angeles

### LONGEST GOAL-SCORING STREAK:

3 - (3g) Dec. 21-27, 2005

### LONGEST ASSIST STREAK:

3 - (3a) Jan. 15-18, 2007

### LONGEST POINT-SCORING STREAK:

4 - (1g-3a) March 1-7, 2008

### CAREER HAT TRICKS:

None

### CAREER PENALTY SHOTS:

None

### CAREER OVERTIME POINTS:

None

### FIRST NHL GAME:

Nov. 2, 2002 at Los Angeles

### FIRST NHL GOAL:

Nov. 17, 2002 at Chicago (Jocelyn Thibault)

### FIRST GAME AS A PREDATOR:

Nov. 2, 2002 at Los Angeles

### FIRST GOAL AS A PREDATOR:

Nov. 17, 2002 at Chicago

## CAREER RECORD

Season	Club	League	Regular Season					Playoffs				
			GP	G	A	PTS	PIM	GP	G	A	PTS	PIM
1997-98	Kelowna	WHL	65	10	11	21	31	7	0	1	1	4
1998-99	Kelowna	WHL	68	22	21	43	82	6	2	0	2	8
1999-00	Kelowna	WHL	64	20	28	48	60	5	1	3	4	4
2000-01	Kelowna	WHL	3	0	2	2	0	--	--	--	--	--
	Medicine Hat	WHL	67	33	38	71	100	--	--	--	--	--
	Arkansas	ECHL	3	0	1	1	2	5	3	0	3	5
2001-02	Roanoke	ECHL	44	27	28	55	71	--	--	--	--	--
	Norfolk	AHL	38	8	5	13	28	4	1	3	4	2
<b>2002-03</b>	Milwaukee	AHL	54	8	16	24	70	6	1	2	3	14
	<b>Nashville</b>	<b>NHL</b>	<b>19</b>	<b>4</b>	<b>2</b>	<b>6</b>	<b>14</b>	--	--	--	--	--
<b>2003-04</b>	<b>Nashville</b>	<b>NHL</b>	<b>17</b>	<b>0</b>	<b>0</b>	<b>0</b>	<b>23</b>	--	--	--	--	--
	Milwaukee	AHL	47	9	15	24	72	22	5	3	8	36
2004-05	Milwaukee	AHL	73	20	22	42	70	7	0	0	0	18
<b>2005-06</b>	<b>Nashville</b>	<b>NHL</b>	<b>40</b>	<b>8</b>	<b>4</b>	<b>12</b>	<b>42</b>	<b>2</b>	<b>0</b>	<b>1</b>	<b>1</b>	<b>0</b>
	Milwaukee	AHL	11	1	6	7	20	--	--	--	--	--
<b>2006-07</b>	<b>Nashville</b>	<b>NHL</b>	<b>72</b>	<b>11</b>	<b>15</b>	<b>26</b>	<b>40</b>	<b>5</b>	<b>1</b>	<b>1</b>	<b>2</b>	<b>4</b>
<b>2007-08</b>	<b>Nashville</b>	<b>NHL</b>	<b>79</b>	<b>11</b>	<b>21</b>	<b>32</b>	<b>47</b>	<b>6</b>	<b>0</b>	<b>0</b>	<b>0</b>	<b>0</b>
<b>NHL/PREDATORS TOTALS</b>			<b>227</b>	<b>34</b>	<b>42</b>	<b>76</b>	<b>166</b>	<b>13</b>	<b>1</b>	<b>2</b>	<b>3</b>	<b>4</b>

## STATISTICAL BREAKDOWN

Year	Team	PP	SH	GW	S	%	+/-	TF	FW	F%	MIN	H	BS	SHOOTOUTS			
														S	G	S%	GDG
2002-03	NSH	0	0	1	20	20.0%	2	171	92	53.8%	9:40	--	--	--	--	--	--
2003-04	NSH	0	0	0	8	0.0%	-6	123	61	49.6%	8:06	--	--	--	--	--	--
2005-06	NSH	3	0	2	46	17.4%	-2	464	244	52.6%	13:49	15	18	0	0	.000	0
2006-07	NSH	0	1	1	90	12.2%	11	680	351	51.6%	13:37	27	42	0	0	.000	0
2007-08	NSH	2	1	1	97	11.3%	-4	384	193	50.3%	13:56	52	23	0	0	.000	0
<b>TOTALS</b>		<b>5</b>	<b>2</b>	<b>5</b>	<b>261</b>	<b>13.0%</b>	<b>1</b>	<b>1822</b>	<b>941</b>	<b>51.6%</b>	<b>13:01</b>	<b>94</b>	<b>83</b>	<b>0</b>	<b>0</b>	<b>.000</b>	<b>0</b>



# DAN HAMHUIS

## DAN HAMHUIS

(DAN HAM-YOOS)

Defense

Shoots: Left

Height: 6-1

Weight: 200 lbs

DOB: December 13, 1982

Smithers, British Columbia

Hometown:

Smithers, British Columbia

## ACQUIRED

June 23, 2001 -

Nashville's first

choice, 12th overall

(first round), in the

2001 NHL Entry Draft.

## VERSUS THE NHL

	GP	G	A	PTS	PIM
ANA	16	1	4	5	12
ATL	3	1	0	1	4
BOS	4	0	1	1	0
BUF	3	0	2	2	6
Cgy	16	0	7	7	6
CAR	3	0	0	0	0
CHI	30	2	12	14	56
COL	16	1	4	5	4
CBJ	29	3	9	12	24
DAL	16	1	4	5	11
DET	30	3	7	10	22
EDM	16	0	2	2	12
FLA	3	0	1	1	0
L.A.	15	1	0	1	16
MIN	16	4	6	10	8
MTL	3	0	3	3	4
N.J.	3	0	0	0	2
NYI	3	0	0	0	2
NYR	3	0	0	0	4
OTT	3	1	0	1	0
PHI	3	0	1	1	4
PHX	15	1	4	5	10
PIT	4	1	4	5	2
STL	30	3	7	10	14
S.J.	16	0	3	3	10
T.B.	3	0	0	0	0
TOR	2	0	0	0	2
VAN	16	1	5	6	24
WSH	3	0	1	1	0

**2007-08:** Led the club in average time on ice with a career-high (22:43), and hits with a personal-best (162)... Finished third on the club in scoring amongst defensemen... Notched a point in each of the club's first five games of the season, a career-high point streak (1g-5a)... Nashville was 4-0-0 when he scored a goal... Appeared in 80 games and has played in 80 or more games in each of his four NHL seasons. Has missed only five games due to injury over that time span... Skated in his 300th career NHL game on Feb. 12 vs. Detroit, becoming the fourth Predators draft pick to reach the mark... Notched his 100th career point (goal) on Jan. 5 vs. Minnesota... Earned a silver medal with Canada at the 2008 World Championships in Quebec City. **PLAYOFFS:** Appeared in all six of the club's postseason games, and is the only player to appear in all 22 of the franchise's playoff contests... Paced the club in average time on ice (22:47)... Registered his first career playoff goal on the power play in Game Four of the club's WCQ series vs. Detroit.

**2006-07:** Led Nashville in shorthanded time on ice per game (4:20) and ranked second on the team in overall time on ice per game (21:20)... Ranked second on the club in hits (121) and third in blocked shots (85)... Signed a four-year contract with Nashville on Sept. 21, 2006... Won a gold medal with Canada at the 2007 World Championships in Russia. **PLAYOFFS:** Played in all five of Nashville's WCQ games vs. San Jose.

**2005-06:** Posted career-highs in assists (31), points (7g-31a-38pts) and penalty minutes (70) and matched his career-high in goals... One of two Predators to play in all 82 games... Led the Predators in average time on ice (22:33) and ranked second on the team with a career-high +11 rating... Ranked second on the club in hits (114) and blocked shots (100)... Scored his first career shorthanded goal on March 14 vs. Vancouver... Played for Canada at the 2006 World Championships and led team backliners in scoring (1g-4a). **PLAYOFFS:** Appeared in all five postseason games for Nashville and ranked third on the club in average ice time (19:41).

**2004-05:** Named a Second Team AHL All-Star... Ranked second among AHL defensemen in scoring with 51 points (13g-38a) and tied for third among AHL blueliners in power-play goals (8)... Led Milwaukee defensemen and ranked second overall on the Admirals in points and assists... Was named to the Team Canada roster for the 2005 Dodge All-Star Classic, and registered an assist in the 5-4 PlanetUSA win.

**2003-04:** Tied a franchise rookie record by appearing in 80 games... Finished second on the Predators and second among NHL rookies in average ice time (22:08)... Tied for second on Nashville and tied for second among league rookies in game-winning goals (4)... Tied for second among

NHL rookie defensemen in assists (19) and tied for third in points (7g-19a-26pts)... Became one of two Predators to ever record a five-point game... Set a franchise single-game record for points by a rookie when he notched five points (1g-4a) on March 4 at Pittsburgh. Also set franchise rookie mark for assists in a game and matched the franchise-high for most points in a single game... The youngest defenseman to score five (or more) points in a game since Brian Leetch (NY Rangers) posted five points on Feb. 17, 1989... Notched a +3 rating in the NHL YoungStars Game on Feb. 7. **PLAYOFFS:** Appeared in all six of Nashville's playoff games, tied for second on the team in assists (2) and finished third in average ice time (20:29)... Posted a two-assist game in Game Four (April 13 vs. Detroit) of the WCQ.

**CAREER NOTES/AMATEUR:** Led Milwaukee (AHL) defensemen in scoring (6g-21a-27pts) and assists in his first pro season (**2002-03**)... Named the 2001-02 Canadian Hockey League Defenseman of the Year and a First-Team CHL All-Star... Named the 2001-02 WHL Player of the Year, Defenseman of the Year and a WHL Western Conference First-Team All-Star. The first player to win the WHL's Player of the Year and Defenseman of the Year honors in the same season since 1977... Also named Prince George's Most Valuable Player and Defensive Player of the Year in 2001-02... Finished fourth among WHL defensemen in scoring in 2001-02 with 60 points (10g-50a)... Won a silver medal with Canada at the 2002 World Junior Championships and tied for fourth in the tournament with a +8 rating... Named to the WHL West First All-Star team after ranking eighth among WHL defensemen in points (13g-47a-60pts) in 2000-01... Won a bronze medal with Canada at the 2001 World Junior Championships in Russia... Captained Team Orr at the 2001 CHL/NHL Top Prospects Game... Named the WHL's Western Conference Defenseman of the Month for Sept./Oct. 2000 and Jan. 2001... Played for the WHL Western Conference All-Star team in the 2001 CHL All-Star Cup series... Named Prince George's Most Dedicated Player in 2000-01... Named the Cougars' Scholastic Player of the Year in 1998-99 and 1999-00 and was a co-winner in 2000-01... Named Prince George's Rookie of the Year in 1998-99.

**BACKGROUND:** Works extensively with St. Luke's Community House, a Nashville non-profit organization. He and his wife Sarah volunteer on-site, purchase and donate tickets and make a monetary donation to the organization based on his statistics... Also active at Nashville's Ronald McDonald House... An avid outdoorsman who enjoys hiking, biking and camping... Nickname, "Hammer"... He and his wife Sarah welcomed their first child, Anna Charlene, on July 2, 2008.

**TRANSACTIONS:** June 23, 2001 - Nashville's first choice, 12th overall (first round), in the 2001 NHL Entry Draft.





# 2



## INTERNATIONAL RECORD

### CANADA

Year	Event	GP	G	A	PTS	PIM
2001	WJC	7	0	1	0	8
2002	WJC	6	0	3	3	8
2006	WC	7	1	4	5	8
2007	WC	9	1	2	3	2
2008	WC	9	1	1	2	8

## CAREER RECORD

Season	Club	League	Regular Season					Playoffs				
			GP	G	A	PTS	PIM	GP	G	A	PTS	PIM
1998-99	Prince George	WHL	56	1	3	4	45	7	1	2	3	8
1999-00	Prince George	WHL	70	10	23	33	140	13	2	3	5	35
2000-01	Prince George	WHL	62	13	47	60	125	6	2	3	5	15
2001-02	Prince George	WHL	59	10	50	60	135	7	0	5	5	16
2002-03	Milwaukee	AHL	68	6	21	27	81	6	0	3	3	2
2003-04	Nashville	NHL	80	7	19	26	57	6	0	2	2	6
2004-05	Milwaukee	AHL	76	13	38	51	85	7	0	2	2	10
2005-06	Nashville	NHL	82	7	31	38	70	5	0	2	2	2
2006-07	Nashville	NHL	81	6	14	20	66	5	0	1	1	2
2007-08	Nashville	NHL	80	4	23	27	66	6	1	1	2	6
NHL/PREDATORS TOTALS			323	24	87	111	259	22	1	6	7	16

## STATISTICAL BREAKDOWN

Year	Team	PP	SH	GW	S	%	+/-	TF	FW	F%	MIN	SHOOTOUTS			
												S	G	%	G/DG
2003-04	NSH	2	0	4	115	6.1%	-12	0	0	0.0%	22:08	--	--	--	--
2005-06	NSH	4	1	1	135	5.2%	11	0	0	0.0%	22:33	114	100	0	.000
2006-07	NSH	0	0	1	84	7.1%	8	1	0	0.0%	21:20	121	85	0	.000
2007-08	NSH	1	0	1	127	3.1%	-4	0	0	0.0%	22:43	162	69	0	.000
TOTALS		7	1	7	461	5.2%	3	1	0	0.0%	22:11	397	254	0	.000

## CAREER HIGHLIGHTS

### MOST GOALS, GAME:

1 - 24 times, last March 15, 2008 at Detroit

### MOST ASSISTS, GAME:

4 - March 4, 2004 at Pittsburgh

### MOST POINTS, GAME:

5 - (1g-4a) March 4, 2004 at Pittsburgh

### MOST PIM, GAME:

17 - Jan. 26, 2007 at Chicago

### MOST SHOTS, GAME:

7 - Dec. 13, 2005 at Florida

### LONGEST GOAL-SCORING STREAK:

2 - (2g) April 3-5, 2006

### LONGEST ASSIST STREAK:

4 - (5a) Oct. 6-13, 2007

### LONGEST POINT-SCORING STREAK:

5 - (1g-5a) Oct. 4-13, 2007

### CAREER HAT TRICKS:

None

### CAREER PENALTY SHOTS:

None

### CAREER OVERTIME POINTS:

2 (2a)

### FIRST NHL GAME:

Oct. 9, 2003 vs. Anaheim

### FIRST NHL GOAL:


Oct. 16, 2003 vs. St. Louis (Chris Osgood)

### FIRST GAME AS A PREDATOR:

Oct. 9, 2003 vs. Anaheim

### FIRST GOAL AS A PREDATOR:

Oct. 16, 2003 vs. St. Louis



# KEVIN KLEIN

## KEVIN KLEIN

(KEH-vihn KLIHn)

Defense

Shoots: Right

Height: 6-1

Weight: 195 lbs

DOB: December 13, 1984

Kitchener, Ontario

Hometown:

Kitchener, Ontario

## ACQUIRED

June 22, 2003 -

Nashville's third choice,

37th overall (second round), in the 2003 NHL

Entry Draft.

## VERSUS THE NHL

	GP	G	A	PTS	PIM
ANA	0	0	0	0	0
ATL	1	0	1	1	0
BOS	0	0	0	0	0
BUF	0	0	0	0	0
CGY	1	0	0	0	2
CAR	0	0	0	0	0
CHI	2	1	0	1	0
COL	0	0	0	0	0
CBJ	3	0	0	0	0
DAL	1	0	0	0	2
DET	1	0	0	0	0
EDM	0	0	0	0	0
FLA	1	0	0	0	2
L.A	2	0	0	0	0
MIN	1	0	0	0	0
MTL	0	0	0	0	0
N.J	0	0	0	0	0
NYI	0	0	0	0	0
NYR	0	0	0	0	0
OTT	0	0	0	0	0
PHI	1	0	0	0	0
PHX	0	0	0	0	0
PIT	0	0	0	0	0
STL	1	0	0	0	0
S.J	2	0	1	1	0
T.B	0	0	0	0	0
TOR	0	0	0	0	0
VAN	1	0	0	0	0
WSH	0	0	0	0	0

**2007-08:** Appeared in 13 games in his first full season at the NHL level... Was reassigned to Milwaukee (AHL) on two occasions for conditioning assignments (Nov. 16-30 & Feb. 14-18). Played both forward and defense in his games with the Admirals... Logged a career-high 24:18 in the season finale on April 4 at Chicago... Missed the first six games of the campaign due to injury... Signed a two-year contract with Nashville on July 16, 2008.

**2006-07:** Appeared in two games with Nashville and scored his first career NHL goal on Jan. 26 at Chicago. It was just his fourth career NHL game... Was recalled from Milwaukee (AHL) twice during the season (Nov. 20-24 and Jan. 26-28)... Ranked third among Milwaukee defensemen in scoring with 20 points (5g-15a-20pts) in 70 games.

**2005-06:** Was recalled from Milwaukee twice during the season (Dec. 3-4 and Mar. 9-12)... Led Milwaukee defensemen in scoring (10g-33a-43pts) and ranked 13th among AHL backliners in points... Tied for second on the Admirals in shorthanded goals (2) and tied for third on the club with 76 games played... Tied for first on the team and fifth in the AHL with a +11 rating in the 2006 playoffs.

**2004-05:** Spent the majority of his first pro season with Milwaukee, including seven playoff contests... Also posted three points (2g-1a) in three games with Rockford (UHL).

**AMATEUR:** Captured a silver medal with Team Canada at the 2004 World Junior Championships... Won the 2004 Ontario Hockey League championship as a member of the Guelph Storm... Tied for second on the Storm with 21 playoff points (10g-11a) and ranked third in playoff goals (10)... Ranked 10th in the OHL with a +30 rating during the 2003-04 regular season... Named the OHL Western Conference's best defensive defenseman in the 2004 OHL coaches' poll, was named a Third-Team All-Star and played for the

Western Conference at the 2004 OHL All-Star Classic... Named OHL Player of the Week for the week of April 12-18, 2004 (4gp, 4g-2a)... Traded to Guelph (OHL) by Toronto St. Michael's (OHL) on Oct. 14, 2003... Served as an alternate captain for Toronto St. Michael's in 2002-03 and finished third in team scoring (11g-33a-44pts)... Set a Toronto St. Michael's record for most single-season points by a defenseman in 2002-03... Finished second in voting as the OHL Eastern Conference's best defensive defenseman in the 2003 OHL coaches' poll... Named the Majors' most outstanding defenseman in 2003... Played for the OHL Eastern All-Stars in the CHL Hershey Cup All-Star Series... Talled an assist at the 2003 CHL/NHL Top Prospects Game in Kitchener... Won a gold medal with Canada's U-18 team at the 2001 Six Nations tournament in the Czech Republic... Played for Team Ontario at the 2001 U-17 World Hockey Challenge in Nova Scotia.

**BACKGROUND:** Enjoys golfing, biking and reading... Favorites include *Braveheart* (movie), *Family Guy* and *CSI* (TV show), steak and pizza (food), Green Bay Packers (non-hockey sports team), Green Day (band/musician) and Anthony Hopkins (actor)... Lists his favorite hockey moment as winning a gold medal with Canada's U-18 team in 2001 at the Six Nations tournament in the Czech Republic and winning the 2004 Ontario Hockey League championship with Guelph... Nickname "Kleiner"... Single.

**TRANSACTIONS:** **June 22, 2003** - Nashville's third selection, 37th overall (second round), in the 2003 Entry Draft.



# 8



## INTERNATIONAL RECORD

CANADA

Year	Event	GP	G	A	PTS	PIM
2004	WJC	6	0	0	0	0

## CAREER RECORD

Season	Club	League	Regular Season					Playoffs				
			GP	G	A	PTS	PIM	GP	G	A	PTS	PIM
2000-01	St. Michael's	OHL	58	3	16	19	21	18	0	5	5	17
2001-02	St. Michael's	OHL	68	5	22	27	35	15	2	7	9	12
2002-03	St. Michael's	OHL	67	11	33	44	88	17	1	9	10	8
2003-04	St. Michael's	OHL	5	0	1	1	2	--	--	--	--	--
	Guelph	OHL	46	6	23	29	40	22	10	11	21	12
2004-05	Milwaukee	AHL	65	4	12	16	22	7	0	0	0	11
	Rockford	UHL	3	2	1	3	0	--	--	--	--	--
2005-06	Milwaukee	AHL	76	10	33	43	31	21	3	7	10	31
	Nashville	NHL	2	0	0	0	0	--	--	--	--	--
2006-07	Milwaukee	AHL	70	5	15	20	67	4	1	0	1	0
	Nashville	NHL	3	1	0	1	0	--	--	--	--	--
2007-08	Nashville	NHL	13	0	2	2	6	--	--	--	--	--
	Milwaukee	AHL	9	0	3	3	2	--	--	--	--	--
NHL/PREDATORS TOTALS			18	1	2	3	6	--	--	--	--	--

## STATISTICAL BREAKDOWN

Year	Team	PP	SH	GW	S	%	+/-	TF	FW	F%	MIN	H	BS	SHOOTOUTS			
														S	G	%	GDC
2005-06	NSH	0	0	0	0	0.0%	-1	0	0	0.0%	13:39	4	3	0	0	.000	0
2006-07	NSH	0	0	0	2	50.0%	3	0	0	0.0%	16:36	3	6	0	0	.000	0
2007-08	NSH	0	0	0	14	0.0%	-3	0	0	0.0%	14:24	7	15	0	0	.000	0
TOTALS		0	0	0	16	6.3%	-1	0	0	0.0%	14:41	14	24	0	0	.000	0

### MOST GOALS, GAME:

1 - Jan. 26, 2007 at Chicago

### MOST ASSISTS, GAME:

1 - twice, last Dec. 29, 2007 vs. San Jose

### MOST POINTS, GAME:

1 - three times, last (1a) Dec. 29, 2007 vs. San Jose

### MOST PIM, GAME:

2 - three times, last Dec. 31, 2008 at Dallas

### MOST SHOTS, GAME:

3 - Jan. 12, 2008 at Columbus

### LONGEST GOAL-SCORING STREAK:

None

### LONGEST ASSIST STREAK:

None

### LONGEST POINT-SCORING STREAK:

None

### CAREER HAT TRICKS:

None

### CAREER PENALTY SHOTS:

None

### CAREER OVERTIME POINTS:


None

### FIRST NHL GAME:

Dec. 3, 2005 vs. Philadelphia  
**FIRST NHL GOAL:**  
 Jan. 26, 2007 at Chicago (Nikolai Khabibulin)

### FIRST GAME AS A PREDATOR:

Dec. 3, 2005 vs. Philadelphia  
**FIRST GOAL AS A PREDATOR:**  
 Jan. 26, 2007 at Chicago



# VILLE KOISTINEN

## VILLE KOISTINEN

(VIL-lee KOYS-tih-nehn)

Defense

Shoots: Left

Height: 5-11

Weight: 190 lbs

DOB: June 17, 1982

Oulu, Finland

Hometown:

Oulu, Finland

## ACQUIRED

May 18, 2006 -

Signed as a free agent.

**2007-08:** Ranked second on the club and third among NHL rookies in plus/minus rating (+13)... Tied for ninth among first-year skaters in power-play assists (9) and power-play points (11)... Notched his first career goal/game-winning goal as part of his first three-point game (1g-2a) on Dec. 27 vs. Columbus. Also put seven shots on goal in the game, the second-highest total by a rookie in franchise history... Posted a career-high +4 rating in addition to his second multiple-point game on March 4 vs. Edmonton... Collected points in three straight games he dressed for from Feb. 23 - March 4... Earned a bronze medal while representing Finland at the 2008 World Championships. Signed a one-year contract with Nashville on July 31, 2008.

**2006-07:** Played his first season in North America... Tied for eighth among AHL defensemen in points (9g-32a-41pts), despite playing in just 59 games with Milwaukee... Also finished second on the Admirals in scoring among blueliners and finished fifth overall on the club... Registered nine multi-point games... Posted an assist for PlanetUSA at the 2007 Rbk AHL All-Star Classic... Missed 21 games due to injury.

**CAREER NOTES:** Led Finnish Elite League defensemen in scoring (8g-26a-34pts) and assists with Ilves Tampere in **2005-06**... Played in all 56 games for Ilves Tampere in 2005-06, leading the team in assists and finishing third on the club in points... Ranked second among Ilves Tampere defensemen in scoring (6g-14a-20pts) in **2004-05**... Ranked second among Ilves Tampere defensemen in scoring (7g-16a-23pts) in **2003-04**... Split three seasons (**2000-2003**) between Ilves Tampere's senior and junior league teams.

**BACKGROUND:** Enjoys fishing and spending time with family... Favorites include *Dumb & Dumber* (movie), *Prison Break* (TV show), burritos (food), FC Barcelona (non-hockey sports team), Martin Lawrence (actor)... Lists his mom and grandfather as the biggest influences on his career... Lists Jessica Simpson as the person he would most like to meet... Lists Ville Nieminen as the player he idolized growing up... Lists his favorite hockey moment as scoring his first goal in the Finnish Elite League... Wife - Nina; Son - Nikolas.

**TRANSACTIONS:** **May 18, 2006** - Signed as a free agent by Nashville.

## VERSUS THE NHL

	GP	G	A	PTS	PIM
ANA	3	0	1	1	0
ATL	1	0	0	0	0
BOS	1	0	0	0	0
BUF	0	0	0	0	0
CGY	2	1	0	1	2
CAR	0	0	0	0	0
CHI	6	0	1	1	4
COL	2	0	1	1	0
CBJ	7	1	5	6	4
DAL	4	1	1	2	0
DET	3	0	0	0	0
EDM	4	1	3	4	2
FLA	0	0	0	0	0
L.A.	2	0	0	0	0
MIN	2	0	1	1	0
MTL	0	0	0	0	0
N.J.	0	0	0	0	0
NYI	0	0	0	0	0
NYR	0	0	0	0	0
OTT	0	0	0	0	0
PHI	0	0	0	0	0
PHX	3	0	0	0	0
PIT	0	0	0	0	0
STL	3	0	0	0	6
S.J.	1	0	0	0	0
T.B.	0	0	0	0	0
TOR	1	0	0	0	0
VAN	3	0	0	0	0
WSH	0	0	0	0	0





# 4



## INTERNATIONAL RECORD

FINLAND

Year	Event	GP	G	A	PTS	PIM
2007	WC	2	0	0	0	2
2008	WC	9	1	1	2	4

## CAREER RECORD

Season	Club	League	Regular Season					Playoffs				
			GP	G	A	PTS	PIM	GP	G	A	PTS	PIM
1998-99	Ilves Tampere Jr.	Finland-Jr.	1	0	0	0	2	--	--	--	--	--
1999-00	Ilves Tampere Jr.	Finland-Jr.	34	4	2	6	40	--	--	--	--	--
2000-01	Ilves Tampere	Finland	6	0	0	0	0	5	0	1	1	0
	Ilves Tampere Jr.	Finland-Jr.	26	1	8	9	101	--	--	--	--	--
2001-02	Ilves Tampere	Finland	53	1	8	9	42	--	--	--	--	--
	Ilves Tampere Jr.	Finland-Jr.	6	2	2	4	16	--	--	--	--	--
2002-03	Ilves Tampere	Finland	18	4	1	5	8	--	--	--	--	--
	Ilves Tampere Jr.	Finland-Jr.	1	0	0	0	10	--	--	--	--	--
2003-04	Ilves Tampere	Finland	54	7	16	23	51	7	0	2	2	0
2004-05	Ilves Tampere	Finland	52	6	14	20	69	3	0	0	0	0
2005-06	Ilves Tampere	Finland	56	8	26	34	70	4	0	1	1	2
2006-07	Milwaukee	AHL	59	9	32	41	44	4	0	2	2	4
2007-08	Nashville	NHL	48	4	13	17	18	--	--	--	--	--
NHL/PREDATORS TOTALS			48	4	13	17	18	--	--	--	--	--

## STATISTICAL BREAKDOWN

Year	Team	PP	SH	GW	S	%	+/-	TF	FW	F%	MIN	H	BS	S	G	S%	G/DG
2007-08	NSH	2	0	1	60	6.7%	13	0	0	0.0%	16:47	37	30	0	0	.000	0
TOTALS		2	0	1	60	6.7%	13	0	0	0.0%	16:47	37	30	0	0	.000	0

## CAREER HIGHLIGHTS

### MOST GOALS, GAME:

1 - four times, last March 4, 2008 at Edmonton

### MOST ASSISTS, GAME:

2 - Dec. 27, 2007 vs. Columbus

### MOST POINTS, GAME:

3 - (1g-2a) Dec. 27, 2007 vs. Columbus

### MOST PIM, GAME:

4 - Jan. 15, 2008 vs. Calgary

### MOST SHOTS, GAME:

7 - Dec. 27, 2007 vs. Columbus

### LONGEST GOAL-SCORING STREAK:

None

### LONGEST ASSIST STREAK:

2 - March 1-4, 2000

### LONGEST POINT-SCORING STREAK:

3 - (1g-2a) Feb. 23 - March 4, 2008

### CAREER HAT TRICKS:

None

### CAREER PENALTY SHOTS:

None

### CAREER OVERTIME POINTS:

None

### FIRST NHL GAME:

Oct. 6, 2007 vs. Dallas

### FIRST NHL GOAL:

Dec. 27, 2007 vs. Columbus (Fredrik Norrena)

### FIRST GAME AS A PREDATOR:

Oct. 6, 2007 vs. Dallas

### FIRST GOAL AS A PREDATOR:

Dec. 27, 2007 vs. Columbusw (Fredrik Norrena)



# DAVID LEGWAND

## DAVID LEGWAND

(DAY-vihd LEHG-wahnd)

Center

Shoots: Left

Height: 6-2

Weight: 190 lbs

DOB: August 17, 1980

Detroit, Michigan

Hometown:

Detroit, Michigan

## ACQUIRED

June 26, 1998 -

Nashville's first

selection, second overall

(first round), in the 1998

Entry Draft.

## VERSUS THE NHL

	GP	G	A	PTS	PIM
ANA	27	4	5	9	10
ATL	7	0	2	2	4
BOS	10	2	2	4	6
BUF	8	4	3	7	2
CYF	26	6	11	17	16
CAR	8	1	1	2	4
CHI	42	15	24	39	20
COL	26	4	13	17	8
CBJ	36	14	15	29	38
DAL	26	5	8	13	14
DET	41	10	18	28	30
EDM	28	8	13	21	20
FLA	6	1	5	6	2
L.A.	27	6	10	16	26
MIN	25	3	8	11	8
MTL	7	3	3	6	6
N.J.	9	3	2	5	2
NYI	6	0	5	5	4
NYR	9	1	3	4	6
OTT	9	1	1	2	6
PHI	8	0	4	4	2
PHX	26	4	12	16	22
PIT	8	5	2	7	2
STL	44	8	13	21	28
S.J.	28	2	10	12	10
T.B.	8	1	1	2	0
TOR	8	2	2	4	4
VAN	29	6	8	14	24
WSH	7	2	2	4	4

**2007-08:** Nashville posted an 11-1-1 record when he scored a goal... Notched 11 multiple-point games, including three three-point outings to take over first on the franchise's all-time multiple-point performances list (66)... Recorded his 200th career assist at Los Angeles on Jan. 8... Notched three points (1g-2a) in the third period of a come-from-behind victory at Montreal on Dec. 1. His first point (goal) gave him sole possession of first on the franchise's all-time scoring list... Signed a six-year contract on Dec. 7... Skated in his 500th career NHL game on Nov. 10 vs. Columbus, then moved into second place on the franchise's all-time games played list two games later on Nov. 17 vs. St. Louis... Collected his 300th NHL point (assist) vs. Chicago on Nov. 15... Missed 17 games due to injury, including the final 12 of the regular season. **PLAYOFFS:** Played in three of the club's six postseason games... Missed Game One of the WCQ vs. Detroit, the first postseason game in franchise history he had not appeared in... Scored a goal in his return to the lineup in Game Three.

**2006-07:** Posted career-highs in goals (27), assists (36) and points (63)... Led the team with a career-high seven game-winning goals, tied for the team lead in goals and ranked third on the club in scoring... Led Nashville with a career-high, franchise-record +23 rating... Ranked second on the team with three shorthanded points (1g-2a)... Nashville posted a record of 17-2-2 in games in which he scored... Recorded a career-high 13 multiple-point games, including five three-point contests and a four-point game... Also posted four two-goal games and one hat trick... Scored a goal 11 seconds into Nashville's April 5 game vs. St. Louis, setting a franchise record for the earliest goal... Netted his 100th career goal on Feb. 22 vs. Montreal... Named the NHL's First Star of the Week for the week of Jan. 15-21 after posting nine points (5g-4a) and three game-winning goals in four games... Recorded his first career hat trick and four-point game on Jan. 20 vs. Chicago. His third tally (97th of his career) pushed him past Scott Walker as the franchise's all-time leader in goals... Scored a shorthanded penalty-shot goal on Dec. 23 vs. Los Angeles. **PLAYOFFS:** Played in all five of Nashville's WCQ games vs. San Jose... Tied for the team lead in assists (3) and shots (14) and led Nashville forwards in average ice time (22:23)... Tallied assists (3a) in three straight games (April 13-18).

**2005-06:** Five of his seven goals were game-winners, tying him for second on the club... Nashville went 30-9-5 with him in the lineup... Appeared in his 400th NHL game on March 30 vs. Detroit... Scored the overtime game-winner on March 9 at Vancouver six seconds into the OT session. It tied the modern-era NHL record for quickest overtime tally... His 200th NHL point came as part of a multi-point effort (1g-1a) on Oct. 25 vs. Chicago... Limited to 44 games by a knee injury. **PLAYOFFS:** Appeared in all five of Nashville's post-season games vs. San Jose.

**2004-05:** Notched a league-leading 39 points (16g-23a) in 19 playoff games, helping EHC Basel (Swiss-2) capture a league championship... Played for Team USA at the 2005 World Championships in Austria.

**2003-04:** Notched a career-high in games played (82)... One of four Predators to appear in all 82 games... Led the team in game-winning goals, tied for first in overtime points (1g-2a) and tied for second in goals... Posted his 100th career assist on Nov. 22 at San Jose. **PLAYOFFS:** Scored the first playoff shorthanded goal in franchise history in Game Three of the WCQ vs. Detroit (April 11)... Appeared in all six of Nashville's playoff tilts.

**2002-03:** Led the team in scoring (17g-31a-48pts), multi-point games (11) and face-offs (1095), ranked second in shots (167), and third in goals (17)... Named the Predators' Chevy Man of the Year (community service)... Missed the final 18 games of the season due to a broken collarbone suffered vs. Chicago on March 1.

**2001-02:** Posted a career-high 54 penalty minutes... Notched two goals and two assists in the TOPPS/NHL YoungStars game on Feb. 1.

**2000-01:** Ranked second on the team with a career-high 172 shots... Ranked fourth in points (41) and assists (28)... Tallied the first overtime penalty-shot goal in NHL history on Dec. 23 at the New York Rangers... Played for Team USA at the 2001 World Championships in Germany, tying for second on the club in scoring (2g-4a-6pts).

**1999-00:** Led Predators rookies in goals (13), assists (15) and points (28)... Ranked among NHL rookie leaders in power-play goals (ranked eighth with 4), goals (13th), points (16th) and assists (17th)... Scored his first NHL goal, the game-winner, as part of his first multi-point outing (1g-1a) on Oct. 11 at Toronto... Recorded his first career NHL point with an assist on the game-tying goal on Oct. 10 at Chicago... Scored one goal and added an assist for Team USA at the 2000 World Championships in St. Petersburg, Russia.

**1998-99:** Signed with the Predators on April 16 and made his NHL debut in the Predators' final regular-season game on April 17 vs. New Jersey... Ranked third on the Plymouth Whalers (OHL) in points (80) and goals (31) and ranked second on the team in assists (49)... Played for Team USA in the 1999 World Championships.

**CAREER NOTES:** Enters 2008-09 as Nashville's all-time leader in points (327), goals (121), game-winning goals (28), overtime points (5g-5a-10pts), multiple-point games (66) and multiple-goal games (15)... Was Nashville's first draft selection and the club's first first-round pick to play in the NHL.

**AMATEUR:** Named the CHL Rookie of the Year, OHL Rookie of the Year, OHL Most Valuable Player and a member of the OHL First All-Star Team and OHL All-Rookie Team in 1998... Became the first rookie in 24 years to capture MVP honors in the OHL and is only the second U.S.-born player to be named MVP (Pat Peake in 1993)... Led all OHL rookies and ranked third in the league in points (105) in 1997-98... Led Plymouth in goals (54), assists (51) and points in 1997-98... Played for Team USA in the 1998 & 1999 World Junior (U-20) Championships... Named an NAHL All-Star and league Rookie of the Year with Compuware in 1996-97.

**BACKGROUND:** Gives to the Garth Brooks Teammates for Kids Foundation... Enjoys boating and golfing... Spends his summers in Detroit... Favorites include SportsCenter (TV show), Bruce Springsteen (band/musician), pasta (food) and Florida (vacation spot)... If he didn't play hockey, he would be a teacher... His NHL debut is his favorite hockey memory... Enjoys Nashville for the people and the weather... Nickname "Leggy"... Got married, to Lindsey his wife in the summer of 2008... Has a black lab named Riley.

**TRANSACTIONS:** June 26, 1998 - Nashville's first selection, second overall (first round), in the 1998 Entry Draft.



## INTERNATIONAL RECORD

### UNITED STATES

Year	Event	GP	G	A	PTS	PIM
1998	WJC	7	0	0	0	2
1999	WJC	6	1	3	4	31
	WC	6	0	2	2	4
2000	WC	6	1	1	2	4
2001	WC	9	2	4	6	4
2005	WC	7	0	1	1	4

## CAREER RECORD

Season	Club	League	Regular Season						Playoffs					
			GP	G	A	PTS	PIM	GP	G	A	PTS	PIM	GP	PIM
1997-98	Plymouth	OHL	59	54	51	105	56	15	8	12	20	24		
1998-99	Plymouth	OHL	55	31	49	80	65	11	3	8	11	8		
	Nashville	NHL	1	0	0	0	0	--	--	--	--	--		
1999-00	Nashville	NHL	71	13	15	28	30	--	--	--	--	--		
2000-01	Nashville	NHL	81	13	28	41	38	--	--	--	--	--		
2001-02	Nashville	NHL	63	11	19	30	54	--	--	--	--	--		
2002-03	Nashville	NHL	64	17	31	48	34	--	--	--	--	--		
2003-04	Nashville	NHL	82	18	29	47	46	6	1	0	1	8		
2004-05	EHC Basel	Swiss-2	3	6	2	8	2	19	16	23	39	20		
2005-06	Nashville	NHL	44	7	19	26	34	5	0	1	1	8		
	Milwaukee	AHL	3	0	0	0	0	--	--	--	--	--		
2006-07	Nashville	NHL	78	27	36	63	44	5	0	3	3	2		
2007-08	Nashville	NHL	65	15	29	44	38	3	1	0	1	2		
NHL/PREDATORS TOTALS			549	121	206	327	318	19	2	4	6	20		

## STATISTICAL BREAKDOWN

Year	Team	PP	SH	GW	S	%	+/-	TF	FW	F%	MIN	H	BS	S	G	S%	GDG
1998-99	NSH	0	0	0	2	0.0%	0	9	5	55.6%	12:50	0	1	--	--	--	--
1999-00	NSH	4	0	2	111	11.7%	-6	637	265	41.6%	14:43	48	27	--	--	--	--
2000-01	NSH	3	0	3	172	7.6%	1	888	358	40.3%	15:14	50	23	--	--	--	--
2001-02	NSH	1	1	1	121	9.1%	1	843	341	40.5%	16:25	43	25	--	--	--	--
2002-03	NSH	3	1	4	167	10.2%	-2	1095	510	46.6%	19:14	--	--	--	--	--	--
2003-04	NSH	5	1	5	165	10.9%	9	1109	500	45.1%	17:16	--	--	--	--	--	--
2005-06	NSH	0	0	5	109	6.4%	3	580	259	44.7%	16:50	6	13	0	0	.000	0
2006-07	NSH	3	1	7	153	17.6%	23	1108	502	45.3%	18:21	15	43	0	0	.000	0
2007-08	NSH	4	0	1	144	10.4%	-4	700	305	43.6%	18:00	7	21	1	0	.000	0
TOTALS		23	4	28	1144	10.6%	25	6969	3045	43.7%	16:58	169	153	1	0	.000	0

### SHOOTOUTS

#### MOST GOALS, GAME:

3 - twice, last Oct. 6, 2007 vs. Dallas

#### MOST ASSISTS, GAME:

3 - twice, last March 18, 2006 vs. Calgary

#### MOST POINTS, GAME:

4 - (3g-1a) Jan. 20, 2007 vs. Chicago

#### MOST PIM, GAME:

6 - Nov. 17, 2001 vs. Columbus

#### MOST SHOTS, GAME:

9 - Nov. 23, 2005 at Columbus

#### LONGEST GOAL-SCORING STREAK:

3 - (3g) Nov. 1-4, 2007

#### LONGEST ASSIST STREAK:

4 - three times, last (5a) Jan. 18-27, 2007

#### LONGEST POINT-SCORING STREAK:

5 - (3g-4a) Nov. 1-10, 2007

#### CAREER HAT TRICKS:

2 - Jan. 20, 2007 vs. Chicago, Oct. 6, 2007 vs. Dallas

#### CAREER PENALTY SHOTS:

3 - Dec. 23, 2006 vs. Los Angeles (Cloutier); goal, Nov. 5, 2005 at Los Angeles (LaBarbara); no goal & Dec. 23, 2000 at NY Rangers (McLean); goal

#### CAREER OVERTIME POINTS:

10 (5g-5a)

#### FIRST NHL GAME:

April 17, 1999 vs. New Jersey

#### FIRST NHL GOAL:

Oct. 11, 1999 at Toronto (Glenn Healy)

#### FIRST GAME AS A PREDATOR:

April 17, 1999 vs. New Jersey

#### FIRST GOAL AS A PREDATOR:

Oct. 11, 1999 at Toronto





# SCOTT NICHOL

## SCOTT NICHOL

(SKAWT NIH-kohl)

Center

Shoots: Right

Height: 5-9

Weight: 175 lbs

DOB: December 31, 1974

Edmonton, Alberta

Hometown:

Calgary, Alberta

## ACQUIRED

Aug. 6, 2005 -

Signed as a

free agent by

Nashville.

**2007-08:** Established career highs in goals (10), shorthanded goals (2), plus/minus rating (+12) and face-off winning percentage (441-297, 59.8%)... Also tied a personal best in points (18)... Led the NHL in face-off percentage among those taking at least 500 draws... Eight of his 10 goals came after the turn of the calendar... Ranked second on the club in hits among forwards with a career-high (110)... His January total of eight points (5g-3a) in 14 games matched his output for the entire 2007 calendar year... Ranked second among club forwards in average shorthanded time on ice (2:35)... Set a franchise record for shorthanded goals in a game/period with two in the second period of a 5-2 victory at St. Louis on Jan. 19... One of just three players (along with Chicago's Rene Bourque and Patrick Sharp) to tally two shorthanded goals in a period during the 2007-08 season... Took both of Nashville's penalty shots on the season... Missed nine games due to injury and five games due to suspension. **PLAYOFFS:** Appeared in two

postseason games, missing four due to a broken thumb.

**2005-06:** Ranked second on the club in face-off winning percentage (58.3%)... Posted his first career two-goal game on March 20 at St. Louis... Notched eight points (3g-5a) during a six-game AHL conditioning assignment with Milwaukee from Jan. 13-21... Missed 36 games due to injury. **PLAYOFFS:** Appeared in three of Nashville's five post-season games, making his NHL playoff debut on April 21 vs. San Jose.

**CAREER NOTES:** Posted NHL career-highs in games played (75), assists (11), points (18) and average ice time (15:46) in **2003-04** with Chicago... Led the 2003-04 Blackhawks in penalty minutes (145) and face-off winning percentage (57.4%)... Recorded a team-leading career-high 149 penalty minutes with Calgary in **2002-03**... Ranked among NHL leaders in face-off percentage (58.3%) in 2002-03... Spent his first full season in the NHL in **2001-02** with Calgary and ranked third on the Flames in penalty minutes (107)... Scored a shorthanded penalty-shot goal on April 2, 2002 vs. Atlanta... Finished second on the Detroit Vipers (IHL) in penalty minutes (198) in **2000-01**... Missed the majority of the **1999-00** season recovering from a knee injury... Served as Rochester's (AHL) team captain in **1998-99**... Led Rochester in shorthanded goals (4) and game-winning goals (6) in **1996-97**... A member of the 1996 AHL Calder Cup Champion Rochester Americans.

**AMATEUR:** Played two full seasons (1992-94) with the Portland Winter Hawks (WHL), posting 71 goals and 86 assists (71g-86a-157pts) and 290 penalty minutes in 132 games.

**BACKGROUND:** Coached by current Predators associate coach Brent Peterson in Portland... Awarded the Rochester Americans' community service trophy in 1997-98... Enjoys water skiing, wakeboarding and fly fishing... Spends his summers in Rochester, N.Y.... Favorites include *Gladiator* (movie), U2 (band/musician), Reese Witherspoon (actress), steak (food) and Hawaii (vacation spot)... Lists Lance Armstrong as the person he would most like to meet... If he didn't play hockey, he would coach... Enjoys Nashville for its friendly people... Chose his number (12) because it was worn by his older brother growing up... Nickname "Scooter"... Wife - Christie; sons - Hayden and Foster; daughter - Sophia... Has a Jack Russell named Easton.

**TRANSACTIONS:** **Aug. 6, 2005** - Signed as a free agent by Nashville... **July 1, 2003** - Signed as a free agent by Chicago... **July 1, 2001** - Signed as a free agent by Calgary... **June 26, 1993** - Buffalo's ninth choice, 272nd overall (11th round), in the 1993 NHL Entry Draft.

## VERSUS THE NHL

	GP	G	A	PTS	PIM
ANA	20	2	1	3	61
ATL	4	2	1	3	11
BOS	4	0	0	0	22
BUF	5	1	2	3	27
CGY	10	2	0	2	19
CAR	4	0	0	0	12
CHI	25	1	0	1	40
COL	2	2	4	4	24
CBJ	29	4	4	8	41
DAL	16	2	1	3	14
DET	29	1	4	5	69
EDM	20	2	3	5	38
FLA	4	0	0	0	0
L.A	2	2	4	6	28
MIN	20	2	2	2	20
MTL	5	0	0	0	10
NSH	11	0	1	1	24
N.J	6	1	2	3	6
NYI	3	0	1	1	0
NYR	4	1	1	2	4
OTT	5	0	1	1	4
PHI	2	1	0	1	2
PHX	19	1	4	5	39
PIT	4	1	0	1	0
STL	29	9	2	11	35
S.J	21	4	0	4	33
T.B	3	0	0	0	6
TOR	5	0	1	1	8
VAN	19	1	5	6	28
WSH	7	0	0	0	12

## WITH PREDATORS

	GP	G	A	PTS	PIM
	9	0	0	0	12
	1	1	0	1	0
	1	0	0	0	5
	1	0	0	0	8
	7	2	0	2	11
	1	0	0	0	0
	17	1	0	1	26
	6	0	2	2	4
	17	3	3	6	9
	5	0	0	0	4
	17	0	1	1	32
	8	1	3	4	4
	1	0	0	0	0
	8	1	2	3	10
	10	0	0	0	4
	2	0	0	0	4
	-	-	-	-	-
	1	1	0	1	0
	0	0	0	0	0
	1	1	1	2	0
	2	0	0	0	0
	1	0	0	0	0
	8	0	2	2	13
	1	1	0	1	0
	19	7	2	9	8
	11	1	0	1	29
	1	0	0	0	0
	1	0	0	0	0
	7	0	1	1	9
	1	0	0	0	2

**2006-07:** Led Nashville and ranked fifth in the NHL (among players with at least 100 draws) in face-off winning percentage (57.9%)... Posted a career-high in game-winning goals (2). Entered 2006-07 with one game-winner in 268 career games before scoring two game-winners in a four-game span from Nov. 15-20... Ranked second among Nashville forwards in average shorthanded ice time per game (3:14)... Skated in his 300th NHL game on Apr. 5 at St. Louis... Missed 11 games due to injury and nine games due to suspension... Signed a two-year contract with Nashville on June 30, 2007. **PLAYOFFS:** Played in all five of Nashville's WCQ games vs. San Jose and led the club in face-off winning percentage (63.3%).



# 12

## CAREER RECORD

Season	Club	League	Regular Season					Playoffs				
			GP	G	A	PTS	PIM	GP	G	A	PTS	PIM
1992-93	Portland	WHL	67	31	33	64	146	16	8	8	16	41
1993-94	Portland	WHL	65	40	53	93	144	10	3	8	11	16
1994-95	Rochester	AHL	71	11	16	27	136	5	0	3	3	14
1995-96	Buffalo	NHL	2	0	0	0	10	--	--	--	--	--
	Rochester	AHL	62	14	18	32	179	19	7	6	13	36
1996-97	Rochester	AHL	68	22	21	43	133	10	2	1	3	26
1997-98	Buffalo	NHL	3	0	0	0	4	--	--	--	--	--
	Rochester	AHL	35	13	7	20	113	17	0	6	6	18
1998-99	Rochester	AHL	52	13	20	33	120	12	0	3	3	10
1999-00	Rochester	AHL	37	7	11	18	141	11	1	1	2	12
2000-01	Detroit	IHL	67	7	24	31	198	--	--	--	--	--
2001-02	Calgary	NHL	60	8	9	17	107	--	--	--	--	--
2002-03	Calgary	NHL	68	5	5	10	149	--	--	--	--	--
2003-04	Chicago	NHL	75	7	11	18	145	--	--	--	--	--
2004-05	London	EIHL	16	7	12	19	86	--	--	--	--	--
2005-06	Nashville	NHL	34	3	3	6	79	3	0	0	0	2
	Milwaukee	AHL	6	3	5	8	18	--	--	--	--	--
2006-07	Nashville	NHL	59	7	6	13	79	5	0	0	0	17
2007-08	Nashville	NHL	73	10	8	18	72	2	0	0	0	0
NHL TOTALS			374	40	42	82	645	10	0	0	0	19
PREDATORS TOTALS			166	20	17	37	230	10	0	0	0	19

## STATISTICAL BREAKDOWN

Year	Team	PP	SH	GW	S	%	+/-	TF	FW	F%	MIN	H	BS	S	G	%	G/G
1995-96	BUF	0	0	0	4	0.0%	0	--	--	--	--	--	--	--	--	--	--
1997-98	BUF	0	0	0	5	0.0%	0	--	--	--	--	--	--	--	--	--	--
2001-02	CGY	2	1	0	49	16.3%	-9	458	243	53.1%	12:41	109	31	--	--	--	--
2002-03	CGY	0	1	0	66	7.6%	-7	357	208	58.3%	10:47	--	--	--	--	--	--
2003-04	CHI	0	0	1	112	6.3%	-16	1178	676	57.4%	15:46	--	--	--	--	--	--
2005-06	NSH	0	1	0	32	9.4%	3	242	141	58.3%	10:30	37	18	0	0	.000	0
2006-07	NSH	1	1	2	58	12.1%	7	623	361	57.9%	12:32	66	34	0	0	.000	0
2007-08	NSH	0	2	1	101	9.9%	12	738	441	59.8%	13:15	110	35	0	0	.000	0
TOTALS		3	6	4	427	9.4%	-10	3596	2070	57.6%	12:51	322	118	0	0	.000	0

## CAREER HIGHLIGHTS

### MOST GOALS, GAME:

2 - twice, last Jan. 19, 2008 at St. Louis

### MOST ASSISTS, GAME:

2 - four times, last Feb. 19, 2008 vs. Edmonton

### MOST POINTS, GAME:

3 - twice, last (1g-2a) Feb. 19, 2008 vs. Edmonton

### MOST PIM, GAME:

31 - Dec. 8, 2001 vs. Anaheim

### MOST SHOTS, GAME:

6 - Jan. 7, 2004 at Minnesota

### LONGEST GOAL-SCORING STREAK:

2 - four times, last (3g) Jan. 19-21, 2008

### LONGEST ASSIST STREAK:

2 - (3a) Dec. 15-17, 2002

### LONGEST POINT-SCORING STREAK:

3 - twice, last (2g-1a) Dec. 21-26, 2003

### CAREER HAT TRICKS:

None

### CAREER PENALTY SHOTS:

3 - April 2, 2002 vs. Atlanta (Hnillika); goal; Dec. 31, 2007 at Dallas: no goal; Feb. 27, 2008 at Buffalo: no goal

### CAREER OVERTIME POINTS:

1 (1a)

### FIRST NHL GAME:

April 13, 1996 at Washington

### FIRST NHL GOAL:

Oct. 10, 2001 at Detroit (Dominik Hasek)

### FIRST GAME AS A PREDATOR:

Oct. 8, 2006 vs. Anaheim

### FIRST GOAL AS A PREDATOR:

March 18, 2006 vs. Calgary



# JED ORTMAYER

## JED ORTMAYER

(JEHD OHRT-migh-uhrr)

Right Wing

Shoots: Right

Height: 6-0

Weight: 197 lbs

DOB: September 3, 1978

Omaha, Nebraska

Hometown:

Omaha, Nebraska

## ACQUIRED

July 2, 2007 -

Signed as a free agent.

**2007-08:** Ranked fourth among Nashville forwards in shorthanded time on ice (2:18)... Scored his first career power-play goal in a 7-0 victory on Jan. 8 at Los Angeles... His first goal as a Predator on Dec. 1 at Montreal was also his second career shorthanded marker and the team's first shorthanded goal of the season. It was also his 200th career NHL game... Notched his first point as a Predator in his second game on Oct. 6 vs. Dallas... Missed the final 18 games of the season and the playoffs with a knee injury.

**CAREER NOTES:** Established career-highs in assists (9), points (11), plus/minus rating (+7) and average ice time (12:35) in **2006-07**... Received the Steve McDonald Extra Effort Award as voted by the fans for performing "above and beyond the call of duty" for the second time in his career in

2007... Was nominated

by his teammates for the 2007 Masterton Award... Scored a shorthanded penalty shot goal on Jan. 13, 2007 vs. Boston. It was his first career shorthanded goal and his first career penalty shot... Missed the first 40 games of the 2006-07 season due to a pulmonary embolism... Registered a career-high in goals (5) and games played (78) in

**2005-06**... Led the Rangers and ranked seventh among NHL forwards in blocked shots (75) and ranked third on the Rangers with 125 hits in 2005-06... Scored his first career playoff goal on April 28, 2006 vs. New Jersey... Skated 61 games with the Hartford Wolf Pack (AHL) in **2004-05**... Scored his first career AHL hat trick with Hartford on Jan. 22, 2005 vs. Lowell... Received the Rangers'

**2003-04** Steven McDonald Extra Effort Award... Posted his first career multi-point game with a goal and an assist vs. Pittsburgh on Jan. 3, 2004.

**AMATEUR:** Posted 117 points (51g-66a) in 145 career games with the University of Michigan (CCHA) from 1993-2003... Ranked third on the Wolverines in scoring (18g-16a-34pts) in 2002-03 and helped the team advance to the 2003 NCAA Frozen Four... Also ranked second on the team in goals and tied for second on the club in plus/minus rating (+18) in 2002-03... Was awarded the Hal Downes Trophy (Michigan's most valuable player) for the second consecutive season in 2002-03 and was selected as the CCHA Best Defensive Forward, becoming just the third player in school history to receive the award... Was also named to the NCAA Midwest Regional All-Tournament team and was awarded the Bill Beagan Trophy, given to the most valuable player of the CCHA Super Six in 2003... Was named to the NCAA West Regional All-Tournament team in 2001-02, while leading the Wolverines to the 2002 NCAA Frozen Four... Was also named to the CCHA Super Six All-Tournament team in 2001-02... Led Michigan in shots (142) and ranked third on the team in goals (16) and points (39) in 2001-02... Was one of two Michigan players to appear in all 41 games in 1999-00... Registered 107 points (46g-61a) in 106 career games with the Omaha Lancers (USHL) from 1997-99.

**BACKGROUND:** Favorites include *Good Will Hunting* (movie), *That '70s Show* (TV show), pasta (food), Dave Matthews Band (band/musician), the beach (vacation spot)... Enjoys golfing... Scoring his first NHL goal is his favorite hockey memory... Lists his brother Jeff as his role model growing up and Ryan Hollweg (Toronto) as his best friend in hockey... Nickname "Orty"... Single.

**TRANSACTIONS:** **July 2, 2007** - Signed as a free agent by Nashville. **May 10, 2003** - Signed as a free agent by the New York Rangers.

### VERSUS THE NHL

	GP	G	A	PTS	PIM
ANA	1	0	1	1	0
ATL	9	2	1	3	6
BOS	13	1	3	4	4
BUF	7	0	1	1	4
CGY	4	0	0	0	5
CAR	7	0	1	1	0
CHI	9	0	0	0	9
COL	6	0	0	0	4
CBJ	6	1	0	1	2
DAL	3	1	0	1	4
DET	6	1	0	1	6
EDM	2	0	0	0	0
FLA	8	0	1	1	4
L.A.	4	1	0	1	2
MIN	5	0	1	1	0
MTL	12	1	1	2	12
NSH	2	0	0	0	0
N.J.	18	0	1	1	6
NYI	18	0	1	1	12
NYR	0	0	0	0	0
OTT	11	0	2	2	4
PHI	13	1	0	1	0
PHX	5	0	0	0	2
PIT	14	2	2	4	8
STL	8	0	0	0	4
S.J.	4	0	0	0	0
T.B.	10	1	0	1	0
TOR	11	0	1	1	6
VAN	4	1	0	1	0
WSH	8	1	1	2	4

### WITH PREDATORS

	GP	G	A	PTS	PIM
	1	0	1	1	0
	1	0	1	1	0
	1	0	0	0	0
	0	0	0	0	0
	2	0	0	0	5
	0	0	0	0	0
	6	0	0	0	9
	4	0	0	0	4
	4	1	0	1	2
	3	0	1	1	4
	4	0	0	0	2
	1	0	0	0	0
	1	0	0	0	0
	3	1	0	1	2
	3	0	1	1	0
	1	1	0	1	0
	-	-	-	-	-
	0	0	0	0	0
	0	0	0	0	0
	0	0	0	0	0
	1	0	0	0	0
	0	0	0	0	0
	4	0	0	0	2
	0	0	0	0	0
	5	0	0	0	2
	3	0	0	0	0
	0	0	0	0	0
	1	0	0	0	0
	2	1	0	1	0
	0	0	0	0	0





# 41



## CAREER RECORD

CAREER RECORD			Regular Season					Playoffs				
Season	Club	League	GP	G	A	PTS	PIM	GP	G	A	PTS	PIM
1999-00	U. of Michigan	CCHA	41	8	16	24	40	--	--	--	--	--
2000-01	U. of Michigan	CCHA	27	10	11	21	52	--	--	--	--	--
2001-02	U. of Michigan	CCHA	41	15	23	38	40	--	--	--	--	--
2002-03	U. of Michigan	CCHA	36	18	16	34	48	--	--	--	--	--
2003-04	NY Rangers	NHL	58	2	4	6	16	--	--	--	--	--
	Hartford	AHL	13	2	8	10	4	16	5	2	7	6
2004-05	Hartford	AHL	61	7	20	27	63	6	0	1	1	4
2005-06	NY Rangers	NHL	78	5	2	7	38	4	1	0	1	4
2006-07	NY Rangers	NHL	41	2	9	11	22	9	0	0	0	2
	Hartford	AHL	8	1	3	4	6	--	--	--	--	--
2007-08	Nashville	NHL	51	4	4	8	32	--	--	--	--	--
NHL TOTALS			228	13	19	32	108	13	1	0	1	6
PREDATORS TOTALS			51	4	4	8	32	--	--	--	--	--

## CAREER HIGHLIGHTS

### MOST GOALS, GAME:

1 - 13 times, last Jan. 18, 2008 vs. Los Angeles

### MOST ASSISTS, GAME:

3 - Jan. 29, 2007 at Boston

### MOST POINTS, GAME:

3 - (3a) Jan. 29, 2007 at Boston

### MOST PIM, GAME:

5 - twice, last Feb. 14, 2008 vs. Chicago

### MOST SHOTS, GAME:

5 - Jan. 3, 2006 vs. Tampa Bay

### LONGEST GOAL-SCORING STREAK:

2 - (2g) Nov. 24-Nov. 26, 2005

### LONGEST ASSIST STREAK:

None

### LONGEST POINT-SCORING STREAK:

2 - four times, (1g-1a) Dec. 6-8, 2007

### CAREER HAT TRICKS:

None

### CAREER PENALTY SHOTS:

1 - Jan. 13, 2007 vs. Boston (Thomas) goal

### CAREER OVERTIME POINTS:

None

### FIRST NHL GAME:

Nov. 15, 2003 at New Jersey

### FIRST NHL GOAL:

Nov. 25, 2003 at Tampa Bay (Nikolai Khabibulin)

### FIRST GAME AS A PREDATOR:


Oct. 4, 2007 vs. Colorado

### FIRST GOAL AS A PREDATOR:

Dec. 1, 2007 at Montreal (Cristobal Huet)

## STATISTICAL BREAKDOWN

Year	Team	PP	SH	GW	S	%	+/-	TF	FW	F%	MIN	H	BS	SHOOTOUTS			
														S	G	%	GDG
2003-04	NYR	0	0	0	48	4.2%	-10	16	5	31.3%	9:52	0	0	--	--	--	--
2005-06	NYR	0	0	1	90	5.6%	2	21	5	23.8%	11:06	125	75	1	0	.000	0
2006-07	NYR	0	1	0	67	3.0%	7	8	1	12.5%	12:35	88	30	0	0	.000	0
2007-08	NSH	0	1	0	68	5.9%	-8	12	6	50.0%	12:27	63	23	0	0	.000	0
<b>TOTALS</b>		<b>0</b>	<b>2</b>	<b>1</b>	<b>273</b>	<b>4.8%</b>	<b>-9</b>	<b>57</b>	<b>17</b>	<b>29.8%</b>	<b>11:21</b>	<b>276</b>	<b>128</b>	<b>1</b>	<b>0</b>	<b>.000</b>	<b>0</b>



# RICH PEVERLEY

## RICH PEVERLEY

(RHTCH PEHV-UHR-LEE)

Center

Shoots: Right

Height: 6-0

Weight: 185 lbs

DOB: July 8, 1982

Guelph, Ontario

Hometown:

Guelph, Ontario

## ACQUIRED

January 17, 2007 -

Signed as a free agent by Nashville.

## VERSUS THE NHL

	GP	G	A	PTS	PIM
ANA	2	0	1	1	0
ATL	0	0	0	0	0
BOS	1	0	0	0	0
BUF	0	0	0	0	0
CGY	4	0	0	0	0
CAR	1	0	0	0	0
CHI	4	1	0	1	0
COL	1	0	0	0	0
CBJ	4	0	0	0	0
DAL	2	0	0	0	0
DET	8	1	1	2	2
EDM	3	0	0	0	0
FLA	1	0	0	0	0
L.A	1	0	0	0	0
MIN	0	0	0	0	0
MTL	0	0	0	0	0
N.J	0	0	0	0	0
NYI	0	0	0	0	0
NYR	0	0	0	0	0
OTT	0	0	0	0	0
PHI	0	0	0	0	0
PHX	3	2	2	4	4
PIT	0	0	0	0	0
STL	5	1	2	3	0
S.J	2	0	0	0	0
T.B	1	0	0	0	2
TOR	0	0	0	0	0
VAN	2	0	0	0	0
WSH	1	0	0	0	0

**2007-08:** Recalled by Nashville from Milwaukee (AHL) on three occasions (Oct. 27, Feb. 17 and March 10) and appeared in 33 games for the Predators... Scored the overtime game-winning goal to cap a rally from a three-goal deficit on April 1, 2008 at St. Louis... Converted the first and only shootout attempt of his career on March 22, 2008 vs. Chicago... Scored the first game-winning goal of his career on March 15, 2008 at Detroit... Notched the first multiple-point game of his career (1g-1a) on Feb. 10, 2008 vs. Phoenix... Named to the 2008 AHL All-Star Classic but missed the event due to recall by the Predators... Ranked second on Milwaukee in assists (40) and game-winning goals (5), as well as third in points (54)... Notched 17 multiple-point games, including three four-point games in just 45 AHL games... Started the AHL season with a six-game point streak (2g-9a) from Oct. 6-24 and notched a point in each of his final five regular-season games with the Admirals (4g-8a) from Feb. 27-March 8... Signed a two-year contract on July 25, 2008. **PLAYOFFS:** Appeared in all six playoff games for Nashville, and tallied assists in back-to-back games in Games Four and Five.

**2006-07:** Tallied an assist in his NHL debut on March 4, 2007 at Anaheim... Recalled by Nashville from Milwaukee (AHL) from March 4-April 2, 2007 and appeared in 13 NHL games... Led Milwaukee (AHL) in scoring (30g-38a-68pts) and plus/minus rating (+9).

**CAREER NOTES:** Appeared in 11 ECHL games with Reading in **2005-06** before joining Milwaukee (AHL), then finished the season ranked third in assists (34) and fourth in points (12g-34a-46pts) in 65 games with the Admirals... Ranked second on the ECHL's South Carolina Stingrays in goals (30) and fourth in scoring (30g-28a-58pts) in his rookie pro season of **2004-05**.

**AMATEUR:** Led St. Lawrence (ECAC) in scoring in three of his four college seasons (2000-04)... Also tied for second in the ECAC in scoring (17g-25a-42pts) as a senior in 2003-04... Led St. Lawrence and tied for tenth in the ECAC in scoring (15g-23a-38pts) in 2002-03... Led St. Lawrence and tied for tenth in the ECAC with 31 points (10g-21a) in 2001-02.

**BACKGROUND:** Nickname "Pevs"... Lists Anaheim as his favorite NHL city and the Pengrowth Saddledome in Calgary as his favorite arena to visit... Other favorites include Amerigo's (place to eat in Nashville) and foxsoccer.com (website)... Has a dog named Bear... He and his wife Nicole got married in the summer of 2008.

**TRANSACTIONS:** **January 17, 2007** - Signed as a free agent by Nashville.



# 37



## CAREER RECORD

Season	Club	League	Regular Season					Playoffs				
			GP	G	A	PTS	PIM	GP	G	A	PTS	PIM
2000-01	St. Lawrence	ECAC	29	2	4	6	4	--	--	--	--	--
2001-02	St. Lawrence	ECAC	34	10	21	31	18	--	--	--	--	--
2002-03	St. Lawrence	ECAC	34	15	23	38	12	--	--	--	--	--
2003-04	St. Lawrence	ECAC	41	17	25	42	34	--	--	--	--	--
2004-05	South Carolina	ECHL	69	30	28	58	72	4	2	2	4	6
	Portland	AHL	1	0	0	0	0	--	--	--	--	--
2005-06	Reading	ECHL	11	4	11	15	4	--	--	--	--	--
	Milwaukee	AHL	65	12	34	46	44	21	2	9	11	18
2006-07	Milwaukee	AHL	66	30	38	68	62	4	1	2	3	8
	Nashville	NHL	13	0	1	1	0	--	--	--	--	--
2007-08	Milwaukee	AHL	45	14	40	54	50	3	1	0	1	0
	Nashville	NHL	33	5	5	10	8	6	0	2	2	0
NHL/ PREDATORS TOTALS			46	5	6	11	8	6	0	2	2	0

## STATISTICAL BREAKDOWN

Year	Team	PP	SH	GW	S	%	+/-	TF	FW	F%	MIN	H	BS	SHOOTOUTS			
														S	G	%	G/DG
2006-07	NSH	0	0	0	9	0.0%	-1	45	22	48.9%	7:31	1	1	0	0	.000	0
2007-08	NSH	0	0	2	43	11.6%	4	132	61	46.2%	10:19	12	5	1	1	1.000	0
TOTALS		0	0	2	52	9.6%	3	177	83	46.9%	9:32	13	6	1	1	1.000	0

## CAREER HIGHLIGHTS

### MOST GOALS, GAME:

1 - five times, last April 4, 2008 at Chicago

### MOST ASSISTS, GAME:

1 - six times, last April 1, 2008 at St. Louis

### MOST POINTS, GAME:

2 - twice, last (1g-1a) April 1, 2008 at St. Louis

### MOST PIM, GAME:

2 - four times, last March 20, 2008 vs. Detroit

### MOST SHOTS, GAME:

6 - Jan. 29, 2008 at Boston

### LONGEST GOAL-SCORING STREAK:

None

### LONGEST ASSIST STREAK:

2 - (2a) Feb. 10-12, 2008

### LONGEST POINT-SCORING STREAK:

2 - (2a) Feb. 10-12, 2008

### CAREER HAT TRICKS:

None

### CAREER PENALTY SHOTS:

None

### CAREER OVERTIME POINTS:

1 (1g)

### FIRST NHL GAME:

March 4, 2007 at Anaheim

### FIRST NHL GOAL:


Jan. 24, 2008 at Phoenix (Ilya Bryzgalov)

### FIRST GAME AS A PREDATOR:

March 4, 2007 at Anaheim

### FIRST GOAL AS A PREDATOR:

Jan. 24, 2008 at Phoenix



# PEKKARINNE

## PEKKA RINNE

(PECK-ah REEN-ay)

Goaltender

Catches: Left

Height: 6-5

Weight: 207 lbs

DOB: November 3, 1982

Oulu, Finland

Hometown:

Oulu, Finland

## ACQUIRED

June 27, 2004 -

Nashville's tenth choice, 258th overall (eighth round), in the 2004 NHL Entry Draft.

## VERSUS THE NHL

	GP	W	L	O/T	SO	GA	GAA
ANA	0	0	0	0	0	0	0.00
ATL	0	0	0	0	0	0	0.00
BOS	0	0	0	0	0	0	0.00
BUF	0	0	0	0	0	0	0.00
CGY	0	0	0	0	0	0	0.00
CAR	0	0	0	0	0	0	0.00
CHI	3	1	1	0	0	4	2.61
COL	0	0	0	0	0	0	0.00
CBJ	0	0	0	0	0	0	0.00
DAL	0	0	0	0	0	0	0.00
DET	0	0	0	0	0	0	0.00
EDM	0	0	0	0	0	0	0.00
FLA	0	0	0	0	0	0	0.00
L.A.	0	0	0	0	0	0	0.00
MIN	0	0	0	0	0	0	0.00
MTL	0	0	0	0	0	0	0.00
N.J.	0	0	0	0	0	0	0.00
NYI	0	0	0	0	0	0	0.00
NYR	0	0	0	0	0	0	0.00
OTT	0	0	0	0	0	0	0.00
PHI	0	0	0	0	0	0	0.00
PHX	0	0	0	0	0	0	0.00
PHI	0	0	0	0	0	0	0.00
STL	0	0	0	0	0	0	0.00
S.J.	0	0	0	0	0	0	0.00
T.B.	0	0	0	0	0	0	0.00
TOR	0	0	0	0	0	0	0.00
VAN	0	0	0	0	0	0	0.00
WSH	0	0	0	0	0	0	0.00

**2007-08:** Recalled from Milwaukee (AHL) by Nashville on March 22, and appeared in his third career NHL game in the regular-season finale on April 4 at Chicago... Led the American Hockey League in wins (36), appearances (65) and minutes played (3840). The victory total tied an Admirals franchise record... Also ranked second in the league in saves (1563), shots and against (1721) and tied for fourth in shutouts (5)... Played for the PlanetUSA All-Stars at the 2008 AHL All-Star Classic... Claimed the RBK XPulse Top Goaltender Award at the 2008 CCM All-Star Skills Competition... Won nine consecutive starts from March 1-April 11 with a 1.79 goals-against average and a .932 save percentage... Signed a one-year contract extension that starts in 2009-10 on July 25, 2008.

**2006-07:** Tied for sixth in the AHL in both goals-against average (2.34) and save percentage (.920)... Returned to action on Jan. 19 after undergoing preseason shoulder surgery... Signed a two-year contract extension on June 25, 2007.

**2005-06:** Posted a win in his first NHL start on Dec. 15 vs. Chicago... Recalled to Nashville twice in 2005-06 (Dec. 14-18 and April 3-May 1)... Backstopped Milwaukee (AHL) to the 2006 AHL Calder Cup Finals, earning 10 postseason wins and posting three playoff

shutouts... Led the Admirals and tied for second in the AHL in wins (30)... Tied for fourth in the AHL in appearances (51) and fifth in minutes (2960)... Posted a 5-2 record in AHL shootouts... Started in goal for PlanetUSA All-Stars at the 2006 Rbk Hockey AHL All-Star Classic.

**CAREER NOTES/AMATEUR:** Helped Karpat Oulu capture Finnish Elite League championships in 2004 and 2005... Appeared in eight games with Hokki Kajaani (Finland-2) in 2003-04... Developed in the Karpat system, playing mostly with the junior team, from 2000-2003.

**BACKGROUND:** Nickname "Peks"... Hobbies include tennis and reading... Favorites include *Old School* (movie), Denzel Washington and Heather Graham (actor/actress)... Enjoys going to sushi bars... His favorite player growing up was Patrick Roy... If he could pick three people to play a round of golf with it would be Tiger Woods, Tarja Halonen (President of Finland) and his dad... Has two sisters, including his twin... Single.

**TRANSACTIONS:** **June 27, 2004** - Nashville's tenth choice, 258th overall (eighth round), in the 2004 NHL Entry Draft.





# 35

## CAREER HIGHLIGHTS

### LONGEST WIN STREAK:

None

### LONGEST UNBEATEN STREAK:

None

### MOST SHOTS FACED, GAME:

38 - (35 saves) Dec. 15, 2005  
vs. Chicago

### FIRST NHL GAME:

Dec. 15, 2005 vs. Chicago

### FIRST NHL WIN:

Dec. 15, 2005 vs. Chicago

### FIRST NHL SHUTOUT:

None

### FIRST GAME AS A PREDATOR:

Dec. 15, 2005 vs. Chicago

### FIRST SHUTOUT AS A PREDATOR:

None


## CAREER RECORD

CAREER RECORD			Regular Season								Playoffs						
Season	Club	League	GP	W	L	O/T	Mins.	GA	SO	Avg.	GP	W	L	Mins.	GA	SO	Avg.
2000-01	Karpat Jr.	Finland-Jr.	20	9	4	5	1148	63	0	3.29	--	--	--	--	--	--	--
2001-02	Karpat Jr.	Finland-Jr.	30	19	7	3	1724	61	3	2.12	3	1	2	184	10	0	3.26
2002-03	Karpat Jr.	Finland-Jr.	25	14	8	3	1479	48	5	1.95	4	1	3	238	7	0	1.76
2003-04	Karpat Oulu	Finland	1	0	1	0	60	7	0	7.00	--	--	--	--	--	--	--
	Karpat Oulu	Finland	14	5	4	4	824	41	0	2.99	2	1	0	22	0	0	0.00
	Hokki	Finland-2	8	5	2	1	463	16	2	2.07	--	--	--	--	--	--	--
2004-05	Karpat Oulu	Finland	10	8	0	1	572	16	0	1.68	--	--	--	--	--	--	--
2005-06	Milwaukee	AHL	51	30	18	2	2960	139	2	2.82	14	10	4	734	35	3	2.86
	Nashville	NHL	2	1	1	0	63	4	0	3.81	--	--	--	--	--	--	--
2006-07	Milwaukee	AHL	29	15	7	6	1669	65	3	2.34	4	0	4	247	12	0	2.91
2007-08	Milwaukee	AHL	65	36	24	3	3840	158	5	2.47	6	2	4	358	15	1	2.51
	Nashville	NHL	1	0	0	0	29	0	0	0.00	--	--	--	--	--	--	--
NHL/PREDATORS TOTALS			3	1	1	0	92	4	0	2.61	--	--	--	--	--	--	--

## STATISTICAL BREAKDOWN

### SHUTOUTS

				SHOOTOUTS												
No	Date	Saves	Score	Year	G	A	PTS	PIM	SA	GA	SV%	W	L	SA	GA	SV%
none				2005-06	0	0	0	0	40	4	.900	0	0	0	0	.000
				2007-08	0	0	0	0	8	0	1.000	0	0	0	0	.000
				TOTALS	0	0	0	0	48	4	.917	0	0	0	0	.000



# JERRRED SMITHSON

## JERRRED SMITHSON

(JEHR-rehd SMITHH-suhn)

Center

Shoots: Right

Height: 6-3

Weight: 194 lbs

DOB: February 4, 1979

Vernon, British Columbia

Hometown: Vernon,  
British Columbia

## ACQUIRED

July 22, 2004 -

Signed as a free agent  
by Nashville.

**2007-08:** Established career highs in games played (81), goals (7) and points (16)... Tied a personal best in assists (9)... Was one of just two Nashville skaters to appear in a team-high 81 games... Also attained career highs in average time on ice (12:04), shots (61), hits (128) and blocked shots (44)... Led Nashville forwards in average shorthanded time on ice (2:43) and hits... Registered a point on five of the club's seven shorthanded goals (2g-3a), good for second on the franchise's shorthanded scoring list for a single season... Ranked second on the team in face-off winning percentage (298-274, 52.1%)... Skated in his 200th career NHL game on Jan. 7 at Anaheim... Scored the game-winning goal in back-to-back games on Oct. 25 vs. Atlanta and Oct. 27 vs. Florida creating his first NHL goal-scoring streak and tying his career

high for game-winning goals in a campaign... Signed a two-year contract extension on July 31, 2008. **PLAYOFFS:** Appeared in all six of the club's postseason games... Averaged 16:37 per game, a 4:30 increase from his regular-season total... Ranked second on the club in average shorthanded time on ice (3:43).

**2006-07:** Led Nashville forwards in shorthanded ice time per game (3:23)... Ranked second on the club in face-off winning percentage (237-183, 56.4%)... Notched his first career two-goal game on Jan. 13 at Columbus... Scored his first career shorthanded goal on Dec. 7 at Los Angeles... Appeared in his 100th career NHL game on Oct. 14 vs. Phoenix... Signed a two-year contract extension

on June 19, 2007. **PLAYOFFS:** Appeared in all five of Nashville's WCQ games vs. San Jose... Ranked second on the Predators in face-off winning percentage (20-16, 55.6%).

**2005-06:** Posted career-highs in assists (9) and penalty minutes (66). Prior to the 2005-06 season, he had totaled three assists in 30 career NHL games... Tied for third on the club with a +9 rating... His first NHL goal was the game-winner on Dec. 1 vs. Minnesota... Opened the year with Milwaukee (AHL) and was recalled to Nashville on Nov. 7 for the rest of the season. **PLAYOFFS:** Appeared in three of Nashville's five playoff games... Made his NHL playoff debut on April 21 vs. San Jose.

**CAREER NOTES:** Tied for the Milwaukee Admirals (AHL) team lead in games played (80) in **2004-05**... Won 64% (55 of 86) of his draws in eight games with Los Angeles in **2003-04**... Led Manchester (AHL) with a +16 rating in **2002-03**... Finished second on Manchester with 78 games played in **2001-02**... Limited by injury to 24 AHL games and three ECHL tilts in his first pro season (**2000-01**).

**AMATEUR:** Played five WHL seasons (1995-2000) with Calgary, registering 47 goals and 64 assists (47g-64a-111pts) in 319 games... Helped the Hitmen capture the WHL championship in 1998-99.

**BACKGROUND:** Spends his summers in Vernon, B.C... Enjoys golfing... Favorites include *Shawshank Redemption* & *Deuce Bigalow* (movies), *King of Queens* (TV show), Our Lady Peace & The Tragically Hip (bands/musicians), Vince Vaughn (actor), steak (food), The Stockyard (Nashville restaurant) and Hawaii (vacation spot)... Lists Lance Armstrong as the person he would most like to meet... If he didn't play hockey, he would own a sporting-goods store... Chose his number (25) because it was given to him as a 16-year-old in juniors... Enjoys Nashville for its friendly people and dedicated hockey fans... Nickname "Smithers"... Single.

**TRANSACTIONS:** **July 22, 2004** - Signed as a free agent by Nashville... **Feb. 18, 2000** - Signed as a free agent by Los Angeles.

## VERSUS THE NHL

	GP	G	A	PTS	PIM
ANA	10	1	0	1	7
ATL	4	1	0	1	5
BOS	3	1	1	2	0
BUF	2	0	0	0	0
CGY	14	1	3	4	16
CAR	3	0	0	0	0
CHI	22	1	2	3	8
COL	12	0	1	1	4
CBJ	21	3	4	7	16
DAL	15	0	3	3	10
DET	25	1	1	2	12
EDM	11	1	2	3	27
FLA	2	1	0	1	4
L.A.	10	1	1	2	14
MIN	10	2	1	3	8
MTL	2	0	2	2	0
NSH	1	0	0	0	0
N.J.	2	0	0	0	6
NYI	2	0	0	0	0
NYR	2	1	0	1	2
OTT	1	0	0	0	0
PHI	3	0	0	0	0
PHX	9	0	0	0	14
PIT	2	0	0	0	0
STL	21	1	3	4	10
S.J.	9	0	1	1	2
T.B.	4	0	0	0	0
TOR	1	0	0	0	0
VAN	14	1	3	4	6
WSH	4	0	0	0	0

## WITH PREDATORS

	GP	G	A	PTS	PIM
	9	1	0	1	7
	2	1	0	1	0
	2	1	1	2	0
	2	0	0	0	0
	12	1	3	4	10
	2	0	0	0	0
	20	1	2	3	8
	9	0	1	1	4
	20	3	4	7	14
	12	0	2	2	6
	24	1	1	2	8
	10	1	2	3	27
	2	1	0	1	4
	10	1	1	2	14
	10	2	1	3	8
	1	0	1	1	0
	--	--	--	--	--
	2	0	0	0	6
	2	0	0	0	0
	2	1	0	1	2
	1	0	0	0	0
	2	0	0	0	0
	8	0	0	0	8
	2	0	0	0	0
	15	1	3	4	10
	13	0	1	1	2
	2	0	0	0	0
	1	0	0	0	0
	12	1	2	3	4
	2	0	0	0	0





# 25




CAREER HIGHLIGHTS	<b>MOST GOALS, GAME:</b>
	2 - Jan. 13, 2007 at Columbus
	<b>MOST ASSISTS, GAME:</b>
	3 - Jan. 21, 2006 vs. Columbus
	<b>MOST POINTS, GAME:</b>
	3 - (3a) Jan. 21, 2006 vs. Columbus
	<b>MOST PIM, GAME:</b>
	17 - March 4, 2008 at Edmonton
	<b>MOST SHOTS, GAME:</b>
	4 - Dec. 27, 2005 at Calgary
	<b>LONGEST GOAL-SCORING STREAK:</b>
	2 - (2g) Oct. 25-27, 2007
	<b>LONGEST ASSIST STREAK:</b>
	None
	<b>LONGEST POINT-SCORING STREAK:</b>
	2 - five times, last (1g-1a) Jan. 3-5, 2008
CAREER HIGHLIGHTS	<b>CAREER HAT TRICKS:</b>
	None
	<b>CAREER PENALTY SHOTS:</b>
	None
	<b>CAREER OVERTIME POINTS:</b>
	None
	<b>FIRST NHL GAME:</b>
	Dec. 29, 2002 at Colorado
	<b>FIRST NHL GOAL:</b>
	Dec. 1, 2005 vs. Minnesota (Dwayne Roloson)
	<b>FIRST GAME AS A PREDATOR:</b>
	Nov. 8, 2005 vs. Edmonton
	<b>FIRST GOAL AS A PREDATOR:</b>
	Dec. 1, 2005 vs. Minnesota

## CAREER RECORD

Season	Club	League	Regular Season					Playoffs				
			GP	G	A	PTS	PIM	GP	G	A	PTS	PIM
1995-96	Calgary	WHL	60	4	2	6	16	--	--	--	--	--
1996-97	Calgary	WHL	65	3	6	9	49	--	--	--	--	--
1997-98	Calgary	WHL	65	12	9	21	65	18	0	2	2	25
1998-99	Calgary	WHL	63	14	22	36	108	21	3	7	10	17
1999-00	Calgary	WHL	66	14	25	39	111	10	1	1	2	16
2000-01	Lowell	AHL	24	1	1	2	10	4	0	0	0	2
	Trenton	ECHL	3	0	1	1	2	--	--	--	--	--
2001-02	Manchester	AHL	78	5	13	18	45	5	0	1	1	4
2002-03	Los Angeles	NHL	22	0	2	2	21	--	--	--	--	--
	Manchester	AHL	38	4	21	25	60	3	0	0	0	4
2003-04	Los Angeles	NHL	8	0	1	1	4	--	--	--	--	--
	Manchester	AHL	66	7	13	20	51	6	0	1	1	10
2004-05	Milwaukee	AHL	80	11	11	22	92	5	0	0	0	4
2005-06	Milwaukee	AHL	8	0	0	0	12	--	--	--	--	--
	Nashville	NHL	66	5	9	14	54	3	0	0	0	4
2006-07	Nashville	NHL	64	5	7	12	42	5	0	0	0	17
2007-08	Nashville	NHL	81	7	9	16	18	6	0	0	0	2
NHL TOTALS			241	17	28	45	139	14	0	0	0	23
PREDATORS TOTALS			211	17	25	42	114	14	0	0	0	23

## STATISTICAL BREAKDOWN

Year	Team	PP	SH	GW	S	%	+/-	TF	FW	F%	MIN	H	BS	SHOOTOUTS			
														S	G	%	GDG
2002-03	L.A.	0	0	0	9	0.0%	-5	175	84	48.0%	8:50	--	--	--	--	--	--
2003-04	L.A.	0	0	0	2	0.0%	0	86	55	64.0%	10:38	--	--	--	--	--	--
2005-06	NSH	0	0	1	50	10.0%	9	613	333	54.3%	11:50	73	57	0	0	.000	0
2006-07	NSH	1	1	2	47	10.6%	-8	420	237	56.4%	11:02	72	43	0	0	.000	0
2007-08	NSH	0	2	2	61	11.5%	-9	572	298	52.1%	12:04	128	44	0	0	.000	0
TOTALS		1	3	5	169	10.1%	-13	1866	1007	54.0%	11:23	273	144	0	0	.000	0



# STEVE SULLIVAN

## STEVE SULLIVAN

(STEEV SUH-ih-van)

Right Wing

Shoots: Right

Height: 5-8

Weight: 165 lbs

DOB: July 6, 1974

Timmins, Ontario

Hometown:

Timmins, Ontario

## ACQUIRED

Feb. 16, 2004 - Acquired by Nashville from Chicago for a second-round selection in the 2004 Entry Draft (Ryan Garlock) and a second-round selection in the 2005 Entry Draft (Michael Blunden).

### VERSUS THE NHL

GP	G	A	PTS	PM
ANA	32	15	13	28
ATL	6	3	1	4
BOS	20	7	13	20
BUF	16	3	4	7
CBG	35	10	18	28
CAR	16	3	9	12
CHI	26	8	17	25
COL	34	10	15	25
CBJ	33	12	25	37
DAL	32	8	7	15
DET	47	12	21	33
EDM	30	4	13	17
FLA	18	9	7	16
L.A.	31	7	19	26
MIN	20	7	9	16
MTL	20	9	6	15
NSH	24	4	15	19
N.J.	14	5	3	8
NVI	15	7	11	18
NYR	20	3	15	18
OTT	19	5	9	14
PHI	16	5	2	7
PHX	30	10	17	27
PIT	18	5	6	11
STL	47	17	16	33
S.J.	30	9	26	35
T.B.	17	4	8	12
TOR	13	6	6	12
VAN	31	15	13	28
WSH	13	6	5	11

**CAREER NOTES:** Has 158 points (62g-96a) in 150 games as a Predator... Has scored 20 goals in eight straight seasons he has played in and has hit the 60-point-mark in seven straight campaigns in which he has seen action.

**2007-08:** Missed the entire season due to a back injury.

**2006-07:** Finished fourth on the team in scoring (22g-38a-60pts) despite playing in just 57 games... Tied for third on the team in game-winning goals (4) and finished 10th in the NHL in shooting percentage (18.0%). Led the team in shorthanded goals (3) and ranked fourth on the team in power-play points (6g-17a-23pts)... Posted 17 multi-point games, including six three-point contests... Scored the game-winning goal (3g-2a-5pts) in three straight games from Jan. 5-9... Skated in his 700th NHL game on Dec. 30 vs. Boston... Scored his sixth career hat trick in a 6-0 win vs. Ottawa on Dec. 14. It was the franchise's second natural hat trick and set a team record for the fastest three goals by an individual (5:56)... Posted his 100th point as a Predator on Oct. 5 vs. Chicago... Missed 24 games, including the final 19 games of the season, due to injury.

**2005-06:** Tied for the team lead with a franchise-record 31 goals and ranked second on the club in scoring (31g-37a-68pts)... Tied for third on the club in assists (37) and tied for second in game-winning goals (5)... Finished second on the club with a career-high 13 power-play goals and third on the team with 34 power-play points (13g-21a)... Tied for the team lead in game-deciding shootout goals with two... Established a career-high 10-game point streak (5g-13a-18pts) from Mar. 7-25... Posted four straight multi-point games (2g-7a-9pts) from March 7-14... Scored two goals at Vancouver on March 9. His first tally set a new franchise single-season record for goals, breaking Cliff Ronning's mark of 26 set in 1999-00... Registered his 500th career point and 300th assist at Calgary on March 7... Scored his fourth shorthanded goal of the season at Detroit on Jan. 24, tying him for the franchise record. The goal also marked the 200th of his career... Scored his 20th and 21st goal of the season vs. the NY Islanders on Jan. 10, reaching the 20-goal mark in a season faster than any other player in franchise history (38 games)... Scored his first career penalty-shot goal at Chicago on Jan. 8... Named the NHL Offensive Player of the Week for the week of Oct. 10-16 (4g-3a-7pts in three Nashville victories)... Missed 13 games due to injury. Re-signed with Nashville on Aug. 16, 2005.

**PLAYOFFS:** Posted two assists in five playoff games.

**2003-04:** Notched a career-high with 49 assists, tying for ninth in the NHL... Also registered career-highs in shots (218) and average ice time (20:55)... Became the first Predator to record two four-point games in one season... Named NHL Offensive Player of the Week for the week ending Feb. 22 (3gp, 5g-5a-10pts). Tied a franchise record with 10 points in three consecutive games and became the second player in NHL history to post 10-or-more points in his first three games with a new team (Wayne Gretzky accomplished the feat with Los Angeles in 1988)... Acquired by Nashville on Feb. 16 and posted his fourth career hat trick (along

with an assist) in his first game as a Predator on Feb. 18 vs. San Jose... One of two players (along with Jukka Hentunen) to compile a multi-point effort in his Nashville debut. The first Predator to score three power-play goals in a single game and the first player since L.A.'s Dominic Lavoie (Oct. 9, 1993 vs. Detroit) to score three-or-more goals in his debut with a team... Led Chicago in scoring (15g-28a-43pts) at the time of the trade. **PLAYOFFS:** Appeared in all six WCO games with Nashville... Ranked second among team forwards in average ice time (18:58)... Scored the game-winning goal in Game Four (April 13 vs. Detroit)... Awarded a penalty shot vs. Manny Legace (no goal) in Game One (April 7 at Detroit).

**CAREER NOTES:** Played in a career-high 82 games with Chicago in **2002-03**... Led the Blackhawks in goals (26), points (61) and multi-point games (14) and ranked second in assists (35) in 2002-03... Registered a career-high 67 penalty minutes in **2001-02**... Ranked among NHL leaders with team-highs in game-winning goals (tied for fourth with 8) and game-winning goals (tied for fourth with 2) in 2001-02... Selected as the 2001-02 FOX Sports Net/March of Dimes Blackhawk of the Year... Named NHL Player of the Month for Dec. 2001 (16gp, 7g-11a-18pts, +11)... Notched career-highs in goals (34) and points (75) in **2000-01**... Led the NHL in shorthanded goals (8) and shorthanded points (8g-2a-10pts) in 2000-01... Led Chicago in points and assists (41) in 2000-01... Talled two shorthanded goals 51 seconds apart on Jan. 26, 2001 at Colorado... Served as an assistant captain for Canada at the 2001 World Championships in Germany... Led Chicago in assists (42) and plus-minus rating (+19) in **1999-00**... Made his international debut as an assistant captain for Team Canada at the 2000 World Championships in St. Petersburg, Russia, and tied for second in the tournament with three power-play goals... Led Toronto and ranked eighth in the NHL with a shooting percentage of 18.2% in **1998-99**... Talled his first hat trick and first four-goal game on Apr. 10, 1999 vs. Florida... Played in 13 of Toronto's 17 playoff games in 1999... Played 63 games with Toronto in **1997-98**, including his 100th NHL game on Dec. 27 vs. Detroit... Led Toronto with a +14 rating in **1996-97**... Started the 1996-97 season with Albany (AHL), was recalled to New Jersey after 15 games and then traded to Toronto on Feb. 23, 1997... Named the NHL Rookie of the Month in March 1997 and a runner-up in February... Scored a goal in his NHL debut on Feb. 23, 1996 vs. Montreal... Named a First-Team AHL All-Star in **1995-96**... Appeared in the 1995 and 1996 AHL All-Star Games... A member of the 1995 AHL Calder Cup Champion Albany River Rats... Led AHL rookies and his team in scoring in **1994-95** with 81 points (31g-50a).

**AMATEUR:** Played two OHL seasons (1992-94) with Sault Ste. Marie, posting 87 goals and 89 assists (87g-89a-176pts) in 125 games.

**BACKGROUND:** Enjoys golf and wine collecting... Fluent in English and French... Spends his summers in Timmins, Ontario... Favorites include *The Godfather* (movie), *Entourage* (TV show), Garth Brooks (band/musician), Al Pacino (actor), steak (food) and Hawaii (vacation spot)... Enjoys Nashville for its country music... Chose his number (26) because his cousin (Bob Sullivan) wore it with the NHL's Hartford Whalers during the 1982-83 season... Nickname, "Sully"... Wife - Kristen; Sons - Aidyn, Garner and Drake; Daughter - Karlisle.

**TRANSACTIONS:** **Feb. 16, 2004** - Acquired by Nashville from Chicago for a second-round selection in the 2004 Entry Draft (Ryan Garlock) and a second-round selection in the 2005 Entry Draft (Michael Blunden)... **Oct. 23, 1999** - Claimed on waivers by Chicago from Toronto... **Feb. 25, 1997** - Acquired by Toronto with Jason Smith and Allyn McCauley from New Jersey for Doug Gilmour, Dave Ellett and New Jersey's third-round choice (previously acquired; New Jersey selected Andre Lakos) in the 1999 Entry Draft... **June 24, 1994** - New Jersey's 10th choice, 233rd overall (ninth round), in the 1994 Entry Draft.



# 26



## INTERNATIONAL RECORD

### CANADA

Year	Event	GP	G	A	PTS	PIM
2000	WC	9	4	1	0	14
2001	WC	7	1	2	3	10

## CAREER RECORD

Season	Club	League	Regular Season						Playoffs					
			GP	G	A	PTS	PIM		GP	G	A	PTS	PIM	
1992-93	Sault Ste. Marie	OHL	62	36	27	63	44		16	3	8	11	18	
1993-94	Sault Ste. Marie	OHL	63	51	62	113	82		14	9	16	25	22	
1994-95	Albany	AHL	75	31	50	81	124		14	4	7	11	10	
1995-96	New Jersey	NHL	16	5	4	9	8		--	--	--	--	--	
	Albany	AHL	53	33	42	75	127		4	3	0	3	6	
1996-97	New Jersey	NHL	33	8	14	22	14		--	--	--	--	--	
	Albany	AHL	15	8	7	15	16		--	--	--	--	--	
	Toronto	NHL	21	5	11	16	23		--	--	--	--	--	
1997-98	Toronto	NHL	63	10	18	28	40		--	--	--	--	--	
1998-99	Toronto	NHL	63	20	20	40	28		13	3	3	6	14	
1999-00	Toronto	NHL	7	0	1	1	4		--	--	--	--	--	
	Chicago	NHL	73	22	42	64	52		--	--	--	--	--	
2000-01	Chicago	NHL	81	34	41	75	54		--	--	--	--	--	
2001-02	Chicago	NHL	78	21	39	60	67		5	1	0	1	2	
2002-03	Chicago	NHL	82	26	35	61	42		--	--	--	--	--	
2003-04	Chicago	NHL	56	15	28	43	36		--	--	--	--	--	
	Nashville	NHL	24	9	21	30	12		6	1	1	2	6	
2004-05		DID NOT PLAY												
2005-06	Nashville	NHL	69	31	37	68	50		5	0	2	2	0	
2006-07	Nashville	NHL	57	22	38	60	20		--	--	--	--	--	
2007-08		DID NOT PLAY DUE TO INJURY												
NHL TOTALS			723	228	349	577	450		29	5	6	11	22	
PREDATORS TOTALS			150	62	96	158	82		11	1	3	4	6	

## STATISTICAL BREAKDOWN

STATISTICAL BREAKDOWN													SHOOTOUTS				
Year	Team	PP	SH	GW	S	% +/-	TF	FW	F%	MIN	H	BS	S	G	%	GDG	
1995-96	NJ	2	0	1	23	21.7%	3	--	--	--	--	--	--	--	--	--	
1996-97	NJ	2	0	2	63	12.7%	9	--	--	--	--	--	--	--	--	--	
	TOR	1	0	1	45	11.1%	5	--	--	--	--	--	--	--	--	--	
1997-98	TOR	1	0	1	112	8.9%	-8	--	--	--	--	--	--	--	--	--	
1998-99	TOR	4	0	5	110	18.2%	12	685	304	44.4%	14:12	26	11	--	--	--	
1999-00	TOR	0	0	0	11	0.0%	-1	47	23	48.9%	11:52	1	0	--	--	--	
	CHI	2	1	6	169	13.0%	20	692	332	48.0%	18:05	39	15	--	--	--	
2000-01	CHI	6	8	3	204	16.7%	3	649	275	42.4%	20:32	34	22	--	--	--	
2001-02	CHI	3	0	8	155	13.5%	23	758	371	48.9%	19:10	54	20	--	--	--	
2002-03	CHI	4	2	3	190	13.7%	15	382	176	46.1%	19:15	--	--	--	--	--	
2003-04	CHI	4	2	4	140	10.7%	-7	103	46	44.7%	21:18	--	--	--	--	--	
	NSH	7	0	0	78	11.5%	8	124	54	43.5%	20:01	--	--	--	--	--	
2005-06	NSH	13	4	5	192	16.1%	2	42	22	52.4%	19:05	26	18	7	3	.429	2
2006-07	NSH	6	3	4	122	18.0%	16	39	15	38.5%	19:25	36	13	4	2	.500	1
TOTALS		55	20	43	1614	14.1%	100	3521	1618	46.0%	18:52	216	99	11	5	.455	3

## CAREER HIGHLIGHTS

### MOST GOALS, GAME:

4 - April 10, 1999 vs. Florida

### MOST ASSISTS, GAME:

4 - Feb. 15, 2003 at Columbus

### MOST POINTS, GAME:

5 - twice, last (3g-2a) March 9, 2003 vs. Boston

### MOST PIM, GAME:

22 - April 10, 2002 at Detroit

### MOST SHOTS, GAME:

8 - March 15, 2000 at Toronto

### LONGEST GOAL-SCORING STREAK:

5 - (5g) Dec. 13-21, 2005

### LONGEST ASSIST STREAK:

5 - twice, last (5a) Jan. 20-Feb. 1, 2007

### LONGEST POINT-SCORING STREAK:

10 - twice, last (6g-8a) Jan. 13-Feb. 3, 2007

### CAREER HAT TRICKS:

6 (see list)

### CAREER PENALTY SHOTS:

7 (see list)

### CAREER OVERTIME POINTS:

9 (4g-5a)

### FIRST NHL GAME:

Feb. 23, 1996 vs. Montreal

### FIRST NHL GOAL:

Feb. 23, 1996 vs. Montreal

### (Pat Jablonski)

### FIRST GAME AS A PREDATOR:

Feb. 18, 2004 vs. San Jose

### FIRST GOAL AS A PREDATOR:

Feb. 18, 2004 vs. San Jose


## CAREER PENALTY SHOTS (7)

- March 6, 1999 at Ottawa (Tugnut): no goal
- Nov. 15, 2002 vs. Washington (Kolzig): no goal
- Feb. 25, 2003 vs. Philadelphia (Cechmanek): no goal
- Nov. 10, 2005 vs. Dallas (Turco): no goal
- Dec. 7, 2005 at Washington (Kolzig): no goal
- Dec. 23, 2005 at Columbus (Denis): no goal
- Jan. 8, 2006 at Chicago (Anderson): goal

## CAREER HAT TRICKS (6)

- Dec. 14, 2006 vs. Ottawa
- Nov. 10, 2005 vs. Dallas
- Feb. 18, 2004 vs. San Jose
- March 9, 2003 vs. Boston
- Dec. 21, 2005 vs. Vancouver
- April 10, 1999 vs. Florida





# RYAN SUTER

## RYAN SUTER

(RIGH-uhn SOO-tuhr)

Defense

Shoots: Left

Height: 6-1

Weight: 196 lbs

DOB: January 21, 1985

Madison, Wisconsin

Hometown:

Madison, Wisconsin

## ACQUIRED

June 22, 2003 -

Nashville's first choice, seventh overall (first round), in the 2003 NHL Entry Draft.

## VERSUS THE NHL

GP	G	A	PTS	PIM
ANA	12	2	0	2
ATL	2	0	0	0
BOS	2	0	0	0
BUF	2	0	2	2
CGY	12	2	4	6
CAR	2	0	1	1
CHI	21	2	6	8
COL	12	0	4	4
CBJ	21	0	4	4
DAL	10	1	1	2
DET	24	1	4	5
EDM	12	2	2	4
FLA	2	0	1	1
L.A.	11	1	2	3
MIN	10	2	4	6
MTL	2	0	2	2
N.J.	2	0	1	1
NYI	2	0	0	0
NYR	2	0	0	0
OTT	2	1	1	2
PHI	2	0	1	1
PHX	11	1	1	2
PIT	2	0	1	1
STL	20	0	9	9
S.J.	11	0	3	3
T.B.	2	0	1	1
TOR	2	0	0	0
VAN	12	1	0	1
WSH	2	0	0	0

**2006-08:** Established career highs in assists (24), points (31) and penalty minutes (71)... Led all team defensemen in goals (7) and ranked second in points... Ranked third on the club in average time on ice with a career-high (20:34), and also attained personal bests in shots (138) and hits (57)... Recorded a career-high four multi-point games... Registered points in four consecutive games on two occasions, Jan. 19-24 (5a) and Feb. 23-March 4 (1g-3a), setting then tying a career high... Collected his first career game-winning goal on Dec. 8 vs. Anaheim... Skated in his 200th career NHL game on Feb. 2 vs. Phoenix... Signed a four-year contract on June 16, 2008. **PLAYOFFS:** Appeared in all six of the club's postseason games, and ranked second in average time on ice (21:12)... Scored the game-tying goal in Game Three of the club's WCQ series with Detroit. Just nine seconds later, Jason Arnott netted the game winner, marking the first time in NHL history that a team has gone from trailing a playoff game to leading it in less than 10 seconds... Also collected an assist in Game Three, his first career playoff assist.

**2006-07:** Established career-highs in games played (82), goals (8) and plus/minus rating (+10)... Was one of three Predators to play in all 82 games... Ranked fourth on the club in average ice time per game (20:09). It was over two minutes more per game than he averaged in 2005-06 (17:21)... Scored his first career power-play goal vs. Vancouver on Oct. 31... Registered three points (1g-2a) in seven games with Team USA at the 2007 World Championships in Russia. **PLAYOFFS:** Played in all five of Nashville's WCQ games vs. San Jose. Game One was his first career playoff game and he scored his first career playoff goal in Game Three... Ranked second on the club in average ice time (23:18).

**2005-06:** Led Nashville rookies in assists (15), points (1g-15a-16pts), shots (84), penalty minutes (66), average ice time (17:21) and games played (71)... Tied for 12th among NHL rookies with a +7 rating... Tied for 13th among NHL rookie d-men in assists and tied for 15th in points... Scored his first career NHL goal, added an assist and posted a +4 rating at Chicago on Dec. 21... Posted his first NHL multi-point game with two assists, as well as a +2 rating at St. Louis on Oct. 15... Notched an assist in his NHL debut vs. San Jose on Oct. 5.


**CAREER NOTES:** Played his first pro season with Milwaukee (AHL) and tied for third on the team with a +10 rating in **2004-05**... Also led Milwaukee in playoff assists (5) and ranked third in playoff scoring (1g-5a-6pts)... Served as captain for Team USA at the 2005 World Junior Championships, and became one of 16 American players to compete in three

World Junior tournaments... Named to the All-Tournament Team after leading 2005 WJC tournament defensemen in scoring (1g-7a-8pts), tying for second on Team USA in points and tying for third in the entire tournament in assists... Also appeared in one contest with Team USA at the 2005 World Championships in Austria.

**AMATEUR:** Helped the United States capture its first-ever gold medal at the World Junior Championships in 2004... Finished his freshman season at the University of Wisconsin (WCHA) in 2003-04 and was named to the All-WCHA Third Team, the All-WCHA Rookie Team and USCHO.com's All-Rookie Team... Ranked second on Wisconsin with a +19 rating and third with 93 penalty minutes and led team defensemen with 16 assists... The first American player selected (No. 7 overall) at the 2003 NHL Entry Draft... Won USA Hockey's 2002-03 Bob Johnson Award, given annually to the U.S. players who excel in international competition... Played for the U.S. at the 2003 World Junior Championships... Helped the U.S. advance to the bronze-medal game at the 2003 World U-18 Championships in Russia, finishing fourth in team scoring and seventh among the tournament's top-scoring defensemen... The only member of the NTDP to win two gold medals in one season in 2002, when he won gold at the U-18 and U-17 World Championships... Earned best defenseman honors at the 2002 U-18 World Championships in Slovakia, capturing a gold medal with the U.S. team while tying as the tournament's top-scoring defenseman... Played for the U.S. select U-18 team at the 2001 Four Nations tournament in the Czech Republic... Selected to play in the 2001 USA Hockey Select-16 tournament.

**BACKGROUND:** Enjoys golf and fishing... Spends his summers in Pine Island, Florida... Favorites include *Old School* (movie), *SportsCenter* (TV show), Tim McGraw and the Dance Hall Doctors (band/musician), Will Ferrell (actor), Alaska (favorite vacation spot) Stoney River Grille (favorite Nashville restaurant)... Enjoys Nashville for the country music... His father, Bob Suter - a member of the 1980 "Miracle on Ice" U.S. Olympic Team - played for the Nashville South Stars and played at the University of Wisconsin... His uncles, Gary Suter (who enjoyed a distinguished 17-year career in the NHL) and John Suter, also played at Wisconsin... Single.

**TRANSACTIONS:** June 22, 2003 - Nashville's first choice, seventh overall (first round), in the 2003 NHL Entry Draft.



# 20

## INTERNATIONAL RECORD

### UNITED STATES

Year	Event	GP	G	A	PTS	PIM
2003	WJC	7	2	1	0	2
2004	WJC	6	0	2	2	8
2005	WJC	7	1	7	8	20
	WC	1	0	0	0	0
2006	WC	7	1	1	2	10
2007	WC	7	1	2	3	12

## CAREER RECORD


Season	Club	League	Regular Season				Playoffs			
			GP	G	A	PTS	PIM	GP	G	A
2001-02	USNTDP	U-17	8	2	11	13	21	--	--	--
	USNTDP	U-18	27	4	10	14	6	--	--	--
	USNTDP	NAHL	35	2	10	12	75	--	--	--
2002-03	USNTDP	U-18	42	7	17	24	124	--	--	--
	USNTDP	NAHL	9	2	5	7	12	--	--	--
2003-04	U. of Wisconsin	WCHA	39	3	16	19	93	--	--	--
2004-05	Milwaukee	AHL	63	7	16	23	70	7	1	5
2005-06	Nashville	NHL	71	1	15	16	66	--	--	--
2006-07	Nashville	NHL	82	8	16	24	54	5	1	0
2007-08	Nashville	NHL	76	7	24	31	71	6	1	1
PREDATORS/NHL TOTALS			229	16	55	71	191	11	2	1

## STATISTICAL BREAKDOWN

Year	Team	PP	SH	GW	S	%	+/-	TF	FW	F%	MIN	H	BS	S	G	%	GDG
2005-06	NSH	0	0	0	84	1.2%	7	0	0	0.0%	17:21	38	86	0	0	.000	0
2006-07	NSH	1	0	0	87	9.2%	10	0	0	0.0%	20:09	45	69	0	0	.000	0
2007-08	NSH	1	0	1	138	5.1%	3	0	0	0.0%	20:34	57	75	0	0	.000	0
TOTALS		2	0	1	309	5.2%	20	0	0	0.0%	19:25	140	230	0	0	.000	0

CAREER HIGHLIGHTS	<b>MOST GOALS, GAME:</b>
	1 - 16 times, last Feb. 23, 2008 vs. Dallas
	<b>MOST ASSISTS, GAME:</b>
	2 - six times, last Jan. 22, 2008 at Colorado
	<b>MOST POINTS, GAME:</b>
	2 - 10 times, last (1g-1a) Feb. 17, 2008 at Minnesota
	<b>MOST PIM, GAME:</b>
	7 - March 1, 2008 at Dallas
	<b>MOST SHOTS, GAME:</b>
	5 - five times, last Feb. 21, 2008 vs. Vancouver
	<b>LONGEST GOAL-SCORING STREAK:</b>
	2 - (2g) Oct. 31-Nov. 1, 2006
	<b>LONGEST ASSIST STREAK:</b>
	4 - (5a) Jan. 19-24, 2008
	<b>LONGEST POINT-SCORING STREAK:</b>
	4 - (5a) Jan. 19-24, 2008
	<b>CAREER HAT TRICKS:</b>
	None
	<b>CAREER PENALTY SHOTS:</b>
	None
	<b>CAREER OVERTIME POINTS:</b>
	1 (1a)
	<b>FIRST NHL GAME:</b>
	Oct. 5, 2005 vs. San Jose
	<b>FIRST NHL GOAL:</b>
	Dec. 21, 2005 at Chicago (Nikolai Khabibulin)
	<b>FIRST SHOT AS A PREDATOR:</b>
	Oct. 5, 2005 vs. San Jose
	<b>FIRST GOAL AS A PREDATOR:</b>
	Dec. 21, 2005 at Chicago





# JORDIN TOOTOO

## JORDIN TOOTOO

(JOHR-dihn TOO-too)

Right Wing

Shoots: Right

Height: 5-9

Weight: 194 lbs

DOB: February 2, 1983

Churchill, Manitoba

Hometown:

Rankin Inlet, Nunavut

## ACQUIRED

June 24, 2001 -

Nashville's sixth choice,

98th overall (fourth

round), in the 2001 NHL

Entry Draft.

## VERSUS THE NHL

	GP	G	A	PTS	PIM
ANA	11	2	1	3	12
ATL	2	2	1	3	0
BOS	2	0	2	2	0
BUF	2	0	0	0	11
CGY	12	1	3	4	18
CAR	0	0	0	0	0
CHI	24	1	3	4	31
COL	12	0	1	1	15
CBJ	23	3	4	7	75
DAL	13	2	0	2	33
DET	24	2	0	2	25
EDM	10	1	0	1	11
FLA	2	0	0	0	0
L.A	10	0	1	1	8
MIN	12	0	0	0	23
MTL	3	0	0	0	0
N.J	2	0	0	0	0
NYI	2	0	0	0	2
NYR	3	0	0	0	0
OTT	1	0	0	0	0
PHI	2	0	0	0	0
PHX	9	0	1	1	35
PIT	2	1	0	1	2
STL	18	5	4	9	62
S.J	12	0	0	0	2
T.B	1	0	0	0	0
TOR	2	0	0	0	0
VAN	13	2	1	3	28
WSH	2	0	0	0	15

**2007-08:** Established career highs in goals (11), assists (7) and points (18)... His goal total in 2007-08 equalled his first three NHL seasons combined... Also attained personal bests in average ice time (9:53), shots (98) and shooting percentage (11.2%)... Led the club in penalty minutes for the second consecutive season (100)... Registered three multi-point games, tying his total from the previous two seasons combined... Scored his first career game-winning goal on March 1 at Dallas... Signed a two-year contract on Jan. 31... Skated in his 200th career game on Dec. 18 at Minnesota... Missed 18 games due to injury. **PLAYOFFS:** Appeared in all six of the club's postseason games... Tied for the team lead in goals (2)... Scored goals in each of the first two games of the club's WCQ series vs. Detroit. It was the first goal-scoring streak of his career - playoffs and regular season combined.

**2006-07:** Led the team in penalty minutes (116)... Led Nashville forwards in hits (89)... Missed 10 games due to injury/illness and five games due to suspension. **PLAYOFFS:** Played in four of Nashville's five WCQ games vs. San Jose and recorded his first career playoff point with an assist in Game Four (April 18).

**2005-06:** In 34 games played, posted six assists and 10 points, more than doubling his 70-game output from 2003-04 (4g-4a)... Tied for third on the club with a career-high +9 rating... Played in his 100th career NHL game vs. St. Louis on April 1... After posting one multi-point game in his first 72 NHL contests, he registered two in a three game span (Dec. 17 vs. Columbus and Dec. 21 at Chicago)... Opened the season with Nashville but spent four stretches (Oct. 10-Dec. 15, Jan. 16-Feb. 4, Feb. 9-March 7 and April 30-June 15) with Milwaukee (AHL). Registered 27 points (13g-14a) in 41 games with the Milwaukee Admirals (AHL) and ranked second on the club in penalty minutes (133)... Ranked second on the Ads in penalty minutes (35) and third in goals (9) in the playoffs... Missed five NHL games due to injury. **PLAYOFFS:** Appeared in three of Nashville's five playoff games.

**2004-05:** Led Milwaukee in penalty minutes (266)... Also led Milwaukee with 41 penalty minutes in the playoffs.

**2003-04:** Led Nashville and ranked fifth among NHL rookies in penalty minutes (137)... Also led the Predators and ranked fifth among league rookies in major penalties (15)... Recorded his first multi-point game (1g-1a) on Jan. 10 vs. St. Louis. **PLAYOFFS:** Appeared in five of Nashville's six first-round playoff games.

**AMATEUR:** Voted Brandon's Most Popular Player in each of his four WHL seasons (1999-2003) and finished his Wheat Kings career ranked third all-time in penalty minutes (874)... Named a 2003 WHL Eastern Conference First-Team All-Star... Led Brandon (WHL) in penalty minutes (216) and tied for first in points (74) in 2002-03... Won a silver medal with Team Canada at the 2003 World Junior Championships... Led Brandon in goals (32), assists (39) and points (71) and ranked second in game-winning goals (6) and penalty minutes (276) in 2001-02... Named the WHL Player of the Month for Dec. 2001... Performed for Team Orr at the 2001 CHL/NHL Top Prospects Game... Won the hardest shot event at the 2001 Top Prospects Skills Evaluation (96.1 mph)... Recognized as Brandon's hardest worker in 2000-01... Led the 2000-01 Wheat Kings in playoff scoring with six points (2g-4a)... Captained Canada's U-18 team at the 2000 Four Nations tournament in Slovakia, capturing a gold medal... Skated for Team West in the 2000 U-17 World Hockey Challenge... Played for the OCN Blizzard (MJHL) in 1998-99, earning Rookie of the Year and Scholastic Player of the Year honors.

**BACKGROUND:** His hometown is Rankin Inlet, Nunavut, located on Canada's Hudson Bay... Fluent in English and Inuktituk... Became the first player of Inuit descent to skate in an NHL game when he made his NHL debut... Ranked eighth on *The Globe and Mail's* list of the top 25 sports figures in Canada for 2003... Nominated as Manitoba's Sportsman of the Year for 2000... His story has been featured in publications such as *USA Today*, *Sports Illustrated*, *ESPN Magazine* and *MacLean's*... Enjoys fishing, hunting and golf... Favorites include *Tommy Boy* (movie), Metallica (band/musician), Al Pacino (actor) and Nunavut (vacation spot)... Enjoys traditional foods such as raw caribou, seals, whale and fish... Playing for Team Canada at the 2003 World Junior Championships is his favorite hockey moment... Idolized the play of Wendel Clark while growing up... Nickname "Toots"... Single.

**TRANSACTIONS:** June 24, 2001 - Nashville's sixth choice, 98th overall (fourth round), in the 2001 NHL Entry Draft.



# 22

## INTERNATIONAL RECORD

CANADA

Year	Event	GP	G	A	PTS	PIM
2003	WJC	6	1	1	2	4


## CAREER RECORD

Season	Club	League	Regular Season					Playoffs				
			GP	G	A	PTS	PIM	GP	G	A	PTS	PIM
1999-00	Brandon	WHL	45	6	10	16	214	--	--	--	--	--
2000-01	Brandon	WHL	60	20	28	48	172	6	2	4	6	18
2001-02	Brandon	WHL	64	32	39	71	272	16	4	3	7	58
2002-03	Brandon	WHL	51	35	39	74	216	17	6	3	9	49
2003-04	Nashville	NHL	70	4	4	8	137	5	0	0	0	4
2004-05	Milwaukee	AHL	59	10	12	22	266	6	0	0	0	41
2005-06	Nashville	NHL	34	4	6	10	55	3	0	0	0	0
	Milwaukee	AHL	41	13	14	27	133	15	9	2	11	35
2006-07	Nashville	NHL	65	3	6	9	116	4	0	1	1	21
2007-08	Nashville	NHL	63	11	7	18	100	6	2	0	2	4
NHL/PREDATORS TOTALS			232	22	23	45	408	18	2	1	3	29

## STATISTICAL BREAKDOWN

Year	Team	PP	SH	GW	S	%	+/-	TF	FW	F%	MIN	H	BS	S	G	S%	GDG
2003-04	NSH	2	0	0	92	4.3%	-6	18	10	55.6%	8:29	--	--	--	--	--	--
2005-06	NSH	0	0	0	61	6.6%	9	17	12	70.6%	9:15	56	4	0	0	.000	0
2006-07	NSH	0	0	0	77	3.9%	-11	12	4	33.3%	8:24	89	9	0	0	.000	0
2007-08	NSH	0	0	1	98	11.2%	-8	4	2	50.0%	9:53	64	5	0	0	.000	0
TOTALS		2	0	1	328	6.7%	-16	51	28	54.9%	8:57	209	18	0	0	.000	0

CAREER HIGHLIGHTS	<b>MOST GOALS, GAME:</b>
	1 - 22 times, last April 1, 2008 at St. Louis
	<b>MOST ASSISTS, GAME:</b>
	2 - twice, last Dec. 30, 2006 vs. Boston
	<b>MOST POINTS, GAME:</b>
	2 - seven times, last (1g-1a) April 1, 2008 at St. Louis
	<b>MOST PIM, GAME:</b>
	17 - Dec. 22, 2003 vs. Phoenix
	<b>MOST SHOTS, GAME:</b>
	6 - twice, last Nov. 17, 2007 vs. St. Louis
	<b>LONGEST GOAL-SCORING STREAK:</b>
	None
CAREER RECORD	<b>LONGEST ASSIST STREAK:</b>
	2 - three times, last (2a) Dec. 22-23, 2007
	<b>LONGEST POINT-SCORING STREAK:</b>
	3 - (2g-1a) March 14-18, 2006
	<b>CAREER HAT TRICKS:</b>
	None
	<b>CAREER PENALTY SHOTS:</b>
	None
	<b>CAREER OVERTIME POINTS:</b>
	None
	<b>FIRST NHL GAME:</b>
	Oct. 9, 2003 vs. Anaheim
CAREER HIGHLIGHTS	<b>FIRST NHL GOAL:</b>
	Oct. 23, 2003 at Atlanta (Pasi Nurminen)
	<b>FIRST GAME AS A PREDATOR:</b>
	Oct. 9, 2003 vs. Anaheim
	<b>FIRST GOAL AS A PREDATOR:</b>
	Oct. 23, 2003 at Atlanta



# SHEA WEBER

## SHEA WEBER

(SHAY WEBB-uh)

Defense

Shoots: Right

Height: 6-3

Weight: 213 lbs

DOB: August 14, 1985

Sicamous, British Columbia

Hometown:

Sicamous, British Columbia

## ACQUIRED

June 22, 2003 -

Nashville's fourth choice, 49th overall (second round), in the 2003 NHL Entry Draft.

## VERSUS THE NHL

	GP	G	A	PTS	PIM
ANA	7	0	0	0	17
ATL	0	0	0	0	0
BOS	2	1	0	1	2
BUF	2	0	0	0	0
Cgy	8	2	3	5	12
CAR	2	0	0	0	0
CHI	15	1	5	6	10
COL	8	1	1	2	9
CBJ	12	3	3	6	7
DAL	7	0	1	1	4
DET	18	1	5	6	12
EDM	7	3	3	6	11
FLA	0	0	0	0	0
L.A.	6	2	3	5	6
MIN	8	3	1	4	2
MTL	2	1	0	1	0
N.J.	2	0	0	0	0
NYI	1	0	0	0	2
NYR	1	0	0	0	0
OTT	2	0	1	1	2
PHI	1	0	1	1	0
PHX	10	0	7	7	10
PIT	1	0	1	1	0
STL	19	3	4	7	21
S.J.	7	2	2	4	9
T.B.	1	0	0	0	0
TOR	1	1	0	1	0
VAN	10	1	3	4	13
WSH	1	0	1	1	2

**2007-08:** Established a career high in average time on ice (19:29), and tied personal bests in shots (152) and game-winning goals (2)... Had points in a career-high three straight games (3a) Nov. 19-22, then tied the mark twice in an eight-game span from March 7-22... Put a career-high 10 shots on goal vs. Vancouver on Feb. 21, the second-highest total in franchise history and the highest by a defenseman... Collected his first overtime goal/point on Feb. 16 vs. St. Louis... Missed 28 games due to injury... Signed a three-year contract on June 23, 2008. **PLAYOFFS:** Tied for the team lead in points (1g-3a) moving him into a tie for first on the franchise's all-time playoff points list... Registered points in three of the club's first four postseason games ... Led the team in hits (18)... Assisted on the game-winning goal in Game Four, which tied Nashville's WCQ series with Detroit at two games apiece.

**2006-07:** Established single-season career-highs in games played (79), goals (17), assists (23), points (40), penalty minutes (60) and plus-minus rating (+13)... Led Nashville d-men in goals and ranked second in rearguard scoring... Led the team in hits (165)... Was one of six NHL defensemen with 17 or more goals... Recorded nine multi-point games including one three-point contest. Tallied the first three two-goal games of his career in a 12-game span (Feb. 14-March 8)... Skated in his 100th NHL game on March 22 at Calgary... Tallied his first career three-point game (2g-1a) on March 3 at Los Angeles... Notched two assists and a +3 rating in the 2007 NHL YoungStars Game on Jan. 24 in Dallas... Missed three games due to injury... Won a gold medal with Canada at the 2007 World Championships in Russia and led his team in penalty minutes (31). **PLAYOFFS:** Appeared in all five of Nashville's WCQ series vs. San Jose and tied for the team lead in assists (3) and shots (14)... Recorded two assists in Game One of the WCQ (April 11).

**2005-06:** Led Nashville rookies in goals (2) and power-play goals (2)... Ranked 11th among NHL rookies with a +8 rating... Scored his first NHL goal and registered his first career multi-point game (1g-1a) at St. Louis on April 6... Opened the season with Milwaukee (AHL) and was recalled three times (Jan. 6-7, Jan. 13-20 and Feb. 6-May 1)... In 46 games with Milwaukee, he led club defensemen in

goals (12) and power-play goals (9)... Led Milwaukee d-men in goals and points (6g-5a-11pts), and ranked second overall on the club in power-play goals (5) in the playoffs...

**PLAYOFFS:** Played in four of Nashville's five games vs. San Jose in the 2006 WCQ... Tied for the team lead with two goals... Scored his first career playoff goal in his first playoff game (April 21), becoming the first rookie in franchise history to tally in the post-season... Tied for second among NHL rookie blueliners with two goals in the post-season.

**AMATEUR:** Named runner-up for the WHL's 2004-05 Bill Hunter Memorial Trophy (defenseman of the year) and was named to the 2004-05 WHL West First All-Star Team... Named WHL Playoff MVP in 2005 after helping Kelowna capture its second championship in three years and clinch its third entry into the CHL Memorial Cup tournament in as many years... Won a gold medal with Canada at the 2005 World Junior Championships and tied for third in the tournament with a +10 rating... Helped Kelowna capture the CHL Memorial Cup in 2004 and was named to the tournament All-Star team... Led Kelowna and WHL defensemen in points (3g-14a-17pts) and assists in the 2004 WHL playoffs... Named to the WHL West Second All-Star Team in 2003-04 after leading the Rockets and tying for 11th in the WHL with a +23 rating... Also ranked second on Kelowna in power-play goals (8) and penalty minutes (126) in 2003-04... A member of the 2003 WHL Champion Kelowna Rockets... Finished second on Kelowna in penalty minutes (167) in 2002-03.

**BACKGROUND:** Enjoys golf, baseball, fishing and boating... Spends his summers in Kelowna, B.C.... Favorites include *Slapshot* (movie), *Family Guy* (TV show), Nickelback (band/musician), Will Ferrell (actor) and steak (food)... If he didn't play hockey, he says he would be going to school... Lists winning the Memorial Cup in 2004 as his favorite hockey moment... Enjoys Nashville for its small-town feel, friendly people and great hockey fans... Single.

**TRANSACTIONS:** June 22, 2003 - Nashville's fourth choice, 49th overall (second round), in the 2003 NHL Entry Draft.





# 6



## INTERNATIONAL RECORD

CANADA

Year	Event	GP	G	A	PTS	PIM
2005	WJC	6	0	0	0	10
2007	WC	6	1	1	2	31

## CAREER RECORD

Season	Club	League	Regular Season					Playoffs				
			GP	G	A	PTS	PIM	GP	G	A	PTS	PIM
2001-02	Kelowna	WHL	5	0	0	0	0	--	--	--	--	--
2002-03	Kelowna	WHL	70	2	16	18	167	19	1	4	5	26
2003-04	Kelowna	WHL	60	12	20	32	126	17	3	14	17	16
2004-05	Kelowna	WHL	55	12	29	41	95	18	9	8	17	25
2005-06	Milwaukee	AHL	46	12	15	27	49	14	6	5	11	16
	Nashville	NHL	28	2	8	10	42	4	2	0	2	8
2006-07	Nashville	NHL	79	17	23	40	60	5	0	3	3	2
2007-08	Nashville	NHL	54	6	14	20	49	6	1	3	4	6
NHL/PREDATORS TOTALS			161	25	45	70	151	15	3	6	9	16

## STATISTICAL BREAKDOWN

Year	Team	PP	SH	GW	S	%	+/-	TF	FW	F%	MIN	H	BS	S	G	%	G/G
2005-06	NSH	2	0	1	46	4.3%	8	0	0	0.0%	17:00	54	38	0	0	.000	0
2006-07	NSH	6	0	2	152	11.2%	13	0	0	0.0%	19:23	165	77	0	0	.000	0
2007-08	NSH	5	0	2	152	3.9%	-6	0	0	0.0%	19:29	115	44	0	0	.000	0
TOTALS		13	0	5	350	7.1%	15	0	0	0.0%	19:00	334	159	0	0	.000	0

## CAREER HIGHLIGHTS

### MOST GOALS, GAME:

2 - three times, last March 8, 2007 vs. Calgary

### MOST ASSISTS, GAME:

2 - five times, last Dec. 4, 2006 at Phoenix

### MOST POINTS, GAME:

3 - (2g-1a) March 3, 2007 at Los Angeles

### MOST PIM, GAME:

15 - Feb. 3, 2007 vs. Anaheim

### MOST SHOTS, GAME:

10 - Feb. 21, 2008 vs. Vancouver

### LONGEST GOAL-SCORING STREAK:

2 - five times, last (2g) Feb. 16-17, 2008

### LONGEST ASSIST STREAK:

3 - twice, last (3a) March 18-22, 2008

### LONGEST POINT-SCORING STREAK:

3 - three times, last (3a) March 18-22, 2008

### CAREER HAT TRICKS:

None

### CAREER PENALTY SHOTS:

None

### CAREER OVERTIME POINTS:

2 (1g-1a)

### FIRST NHL GAME:

Jan. 6, 2006 vs. Detroit

### FIRST NHL GOAL:

April 6, 2006 at St. Louis (Reinhard Divis)

### FIRST GAME AS A PREDATOR:

Jan. 6, 2006 vs. Detroit

### FIRST GOAL AS A PREDATOR:

April 6, 2006 at St. Louis



# GREG ZANON

## GREG ZANON

(GREHG ZAH-nun)

Defense

Shoots: Left

Height: 5-11

Weight: 211 lbs

DOB: June 5, 1980

Burnaby, British Columbia

Hometown:

Langley, British Columbia

## ACQUIRED

July 9, 2004 - Signed

as a free agent by

Nashville.

## VERSUS THE NHL

	GP	G	A	PTS	PIM
ANA	8	0	1	1	4
ATL	1	0	1	1	0
BOS	2	0	0	0	0
BUF	2	0	0	0	0
CGY	8	0	1	1	0
CAR	1	0	0	0	0
CHI	15	0	1	1	4
COL	8	0	0	0	4
CBJ	16	0	0	0	6
DAL	7	1	0	1	8
DET	15	2	1	3	10
EDM	5	0	2	2	2
FLA	1	0	0	0	0
L.A.	8	0	0	0	6
MIN	6	0	3	3	6
MTL	2	0	0	0	2
N.J.	0	0	0	0	0
NYI	0	0	0	0	0
NYR	0	0	0	0	0
OTT	2	0	0	0	0
PHI	2	0	0	0	0
PHX	6	0	0	0	0
PIT	1	0	0	0	0
STL	15	0	0	0	4
S.J.	7	0	2	2	0
T.B.	1	0	0	0	0
TOR	2	0	0	0	0
VAN	6	0	0	0	4
WSH	1	0	0	0	0

**2007-08:** Led Nashville and ranked seventh in the NHL with 176 blocked shots... Ranked second on the club with a career-high 160 hits... One of just three NHLers (along with Montreal's Mike Komisarek and Phoenix's Keith Ballard) to finish the season with at least 160 hits and 160 blocked shots... Led the Predators and ranked 13th in the league in average shorthanded time on ice (4:11)... Had the fewest penalty minutes of any Nashville skater who played at least 60 games (24)... Established career highs in games played (78), average time on ice (18:27), and tied a personal best in assists (5). **PLAYOFFS:** Appeared in all six of the club's postseason games... Notched assists in two of Nashville's first three games in its WCQ series vs. Detroit... Paced the club in plus/minus rating (+2) and tied for the club lead in blocked shots (12)... Led Nashville defensemen in average shorthanded time on ice (3:40).

**2006-07:** Led Nashville and ranked eighth in the NHL with 189 blocked shots... Ranked third on the team in hits (91)... Ranked second on the team in shorthanded ice time per game (4:09)... Assisted on the overtime game-winner on Jan. 9 vs. Anaheim... Appeared in two games with Milwaukee (AHL) on a conditioning assignment (Nov. 9-11) and posted two assists... Missed 10 games due to injury... Signed a two-year contract with Nashville on July 16, 2007. **PLAYOFFS:** Appeared in all five of Nashville's WCQ games vs. San Jose, making his NHL playoff debut in Game One on April 11... Led Nashville penalty-killers in shorthanded time on ice per game (6:40)... Tied for third on the club with two assists.

**2005-06:** Made his NHL debut with Nashville on Dec. 1, 2005 vs. Minnesota and registered his first career assist/point in the game... Recalled to Nashville from Milwaukee (AHL) on two occasions (Dec. 1-4 and March 7-12), appearing in four NHL games... Captained the

Milwaukee Admirals (AHL) to the Calder Cup Finals. Tied for the team lead and tied for fifth in the AHL with a +11 rating in the playoffs... Led the Admirals with a +17 rating in the regular season.

**CAREER NOTES:** One of three Admirals to play in all 80 games in **2004-05**... Was a member of the 2004 AHL Calder Cup Champion Admirals... Led the AHL with a +10 rating in the 2004 playoffs... Ranked second on Milwaukee and led AHL rookies with a +30 rating in the **2003-04** regular season, his first pro campaign.

**AMATEUR:** Played four seasons (1999-2003) for the University of Nebraska-Omaha (CCHA)... Was named a CCHA Second-Team All-Star in 2002 and a NCAA West Second-Team All-American in 2001 and 2002... Was named a CCHA First-Team All-Star in 2001 and named the CCHA's Best Offensive Defenseman in 2000-01... Played three seasons (1996-99) in the BCHL before going to college.

**BACKGROUND:** Enjoys golf, wakeboarding and fishing... Spends the summer in Langley and Merritt, B.C.... Favorites include *The Matrix* (movie), *Nip/Tuck* (TV show), Kenny Chesney (band/musician) and sushi (food)... Does charity work for the March of Dimes... Nickname "Zooch"... Wife - Jen; Daughter - Rylynn... Has a dog named Chasi.

**TRANSACTIONS:** **July 9, 2004** - Signed as a free agent by Nashville... **June 25, 2000** - Ottawa's sixth choice, 156th overall (sixth round) in the 2000 NHL Entry Draft.





# 5

## CAREER HIGHLIGHTS

### MOST GOALS, GAME:

1 - three times, last March 31, 2007 vs. Dallas

### MOST ASSISTS, GAME:

1 - 12 times, last March 15, 2008 at Detroit

### MOST POINTS, GAME:

1 - 15 times, last (1a) March 15, 2008 at Detroit

### MOST PIM, GAME:

6 - Dec. 1, 2005 vs. Minnesota

### MOST SHOTS, GAME:

4 - March 8, 2007 vs. Calgary

### LONGEST GOAL-SCORING STREAK:

None

### LONGEST ASSIST STREAK:

None

### LONGEST POINT-SCORING STREAK:

None

### CAREER HAT TRICKS:

None

### CAREER PENALTY SHOTS:

None

### CAREER OVERTIME POINTS:

1 (1a)

### FIRST NHL GAME:

Dec. 1, 2005 vs. Minnesota

### FIRST NHL GOAL:

Jan. 17, 2007 at Detroit (Dominik Hasek)

### FIRST GAME AS A PREDATOR:

Dec. 1, 2005 vs. Minnesota

### FIRST GOAL AS A PREDATOR:

Jan. 17, 2007 at Detroit

## CAREER RECORD

Season	Club	League	Regular Season					Playoffs				
			GP	G	A	PTS	PIM	GP	G	A	PTS	PIM
1999-00	Nebraska-Omaha	CCHA	42	3	26	29	56	--	--	--	--	--
2000-01	Nebraska-Omaha	CCHA	39	12	16	28	64	--	--	--	--	--
2001-02	Nebraska-Omaha	CCHA	41	9	16	25	54	--	--	--	--	--
2002-03	Nebraska-Omaha	CCHA	32	6	19	25	44	--	--	--	--	--
2003-04	Milwaukee	AHL	62	4	12	16	59	22	2	6	8	31
2004-05	Milwaukee	AHL	80	2	17	19	59	7	0	1	1	10
2005-06	Nashville	NHL	4	0	2	2	6	--	--	--	--	--
	Milwaukee	AHL	71	8	27	35	55	21	1	7	8	24
2006-07	Nashville	NHL	66	3	5	8	32	5	0	2	2	2
	Milwaukee	AHL	2	0	2	2	0	--	--	--	--	--
2007-08	Nashville	NHL	78	0	5	5	24	6	0	2	2	4
NHL/PREDATORS TOTALS			148	3	12	15	62	11	0	4	4	6

## STATISTICAL BREAKDOWN

Year	Team	PP	SH	GW	S	%	+/-	TF	FW	F%	MIN	H	BS	SHOOTOUTS		
														S	G	GDG
2005-06	NSH	0	0	0	3	0.0	0	0	0	0.0%	17:18	7	9	0	0	.000
2006-07	NSH	0	0	0	43	7.0%	16	0	0	0.0%	17:19	91	189	0	0	.000
2007-08	NSH	0	0	0	38	0.0%	-5	0	0	0.0%	18:27	160	176	0	0	.000
TOTALS		0	0	0	84	3.6%	11	0	0	0.0%	17:55	258	374	0	0	.000

# THE PLAYERS

## IN THE SYSTEM



RIGHT WING

2008-09




### JONASANDERSSON

(YOH-nus AN-duhr-suhn)

Shoots left. • 6-3, 204lbs. • Born, Stockholm, Sweden, February 24, 1981.  
(Nashville's second choice, 33rd overall (second round), in 1999 Entry Draft).

**CAREER NOTES:** Won a Finnish Elite League championship with Karpat in 2007-08... Split the 2007-08 season between Karpat and HPK Hameenlinna... Tied for fourth on Karpat in playoff scoring (10) and assists (7) in its run to the 2008 title... Played for HPK Hameenlinna (Finland) in 2006-07... Split the 2004-05 season in Sweden with Sodertalje and Brynas... Missed the entire 2003-04 season with a shoulder injury... Made his NHL debut on March 19, 2002 at St. Louis... Appeared in 52 games during his first pro season (2000-01) as the second-youngest player in the IHL... Played for Sweden at the 2001 World Junior Championships... Named to the 2000 OHL All-Rookie Team, and was the runner-up for the OHL Rookie of the Year Award... Voted the Eastern Conference's Best Skater and Fastest Skater in the 1999-00 OHL Coaches Poll... Led North Bay in goals (31), points (67) and assists (36) in 1999-00 and ranked second in the OHL in overall rookie scoring... Joined Milwaukee (IHL) after the completion of the 1999-00 OHL season.

Season	Club	Regular Season						Playoffs					
		League	GP	G	A	PTS	PIM	GP	G	A	PTS	PIM	
1999-00	North Bay	OHL	67	31	36	67	27	6	2	2	4	2	
	Milwaukee	IHL	2	1	0	1	0	2	0	0	0	2	
2000-01	Milwaukee	IHL	52	6	7	13	44	5	0	0	0	2	
2001-02	Milwaukee	AHL	71	13	17	30	19	--	--	--	--	--	
	Nashville	NHL	5	0	0	0	2	--	--	--	--	--	
2002-03	Milwaukee	AHL	49	7	4	11	12	5	0	1	1	4	
2003-04		DID NOT PLAY - INJURED											
2004-05	Sodertalje	Sweden	34	0	4	4	8	--	--	--	--	--	
	Brynäs IF Gavle	Sweden	7	2	0	2	2	--	--	--	--	--	
2005-06	Ilves Tampere	Finland	48	8	10	18	26	4	2	0	2	0	
2006-07	HPK Hämeenlinna	Finland	23	6	7	13	20	9	0	1	1	8	
2007-08	HPK Hämeenlinna	Finland	42	11	13	24	42	--	--	--	--	--	
	Karpat Oulu	Finland	13	1	7	8	4	10	3	7	10	4	
	NHL/PREDATORS TOTALS		5	0	0	0	2	--	--	--	--	--	



CENTER

### STANISLAVBALAN

(STAHN-ihs-lahv BAH-lehn)

Shoots left. • 6-2, 161lbs. • Born, Hodonin, Czech Republic, January 30, 1986.  
(Nashville's eighth choice, 209th overall (seventh round), in 2004 Entry Draft).

**CAREER NOTES:** Played his second consecutive season for Zlin (Czech Republic) in 2007-08... Played his only season in North America with the Portland Winter Hawks (WHL) in 2005-06 and tied for third on the club in playoff assists (4)... Selected by Portland with the 61st overall selection (second round) in the 2005 CHL Import Draft on June 29, 2005... Led Zlin's junior team in penalty minutes (131) and finished second on the club in assists (13) in 2004-05... Made his debut in the Czech Extraleague in 2003-04 after spending most of the season with Zlin's junior team... Helped the Czech Republic to a bronze medal at the 2004 U-18 World Championships, notching two assists in seven games.

Season	Club	League	Regular Season					Playoffs				
			GP	G	A	PTS	PIM	GP	G	A	PTS	PIM
2003-04	HC Zlin Jr.	CzRep-Jr.	53	23	33	56	122	5	2	0	2	31
	HC Hame Zlin	CzRep	4	1	0	1	2	--	--	--	--	--
2004-05	HC Zlin Jr.	CzRep-Jr.	37	10	13	23	131	2	0	0	0	2
	SHK Hodonin	CzRep-3	5	3	2	5	20	--	--	--	--	--
2005-06	Portland	WHL	67	14	23	37	102	12	1	4	5	18
2006-07	HC Hame Zlin	CzRep	44	4	3	7	48	5	0	0	0	2
	SK Slavia Trebic	CzRep-2	7	3	2	5	12	--	--	--	--	--
2007-08	RI Okna Zlin	CzRep	46	2	6	8	46	8	2	0	2	8
	HC Prostějov	CzRep-2	2	1	0	1	2	--	--	--	--	--

# THE PLAYERS

## IN THE SYSTEM



DEFENSE

### JONATHONBLUM (JAWN-ah-thuhn BLUHM)

Shoots right. • 6-1, 177 lbs. • Born, Long Beach, CA, January 30, 1989.  
(Nashville's first choice, 23rd overall (first round), in 2007 Entry Draft).

**CAREER NOTES:** Ranked second among WHL defensemen in points (63) and assists (45) in 2007-08... Also ranked third in goals (18) and sixth in plus/minus rating (+27) among League blueliners... Tied for ninth in the WHL power-play assists (26) in 2007-08... Named a 2008 WHL Western Conference Second-Team All-Star... Tied for first on Vancouver in assists, ranked second in points and power-play goals (12) and was tops among club d-men in goals... Played for the U.S. at the 2008 World Junior Championships... Signed his first pro contract on Dec. 17, 2007... Captured the Memorial Cup with Vancouver (WHL) in 2007... Ranked seventh among WHL defensemen and first among draft-eligible d-men with 51 points (8g-43a) in 2006-07... Led the WHL with a +37 rating in 2006-07... Named the NHL Draft Prospect Player of the Month for Oct. 2006 after notching 10 points (3g-7a) and a +7 rating in 12 games... Helped Vancouver capture the WHL championship in 2006... Finished second among all 16-year-old WHL blueliners in 2005-06 with 24 points (7g-17a)... Played for the U.S. U-18 team at the 2006 Junior World Cup, capturing a silver medal... Played for the California Wave prior to playing in the WHL... The first California-born and raised player to be selected in the first round of the NHL Entry Draft.

Season	Club	League	Regular Season					Playoffs				
			GP	G	A	PTS	PIM	GP	G	A	PTS	PIM
2005-06	Vancouver	WHL	61	7	17	24	25	18	1	7	8	16
2006-07	Vancouver	WHL	72	8	43	51	48	22	3	6	9	8
2007-08	Vancouver	WHL	64	18	45	63	44	10	3	4	7	10



GOALTENDER

### MARKDEKANICH (MAHRK DEH-kuh-nihtch)


Catches left. • 6-2, 196 lbs. • Born, North Vancouver, B.C., May 10, 1986.  
(Nashville's third choice, 146th overall (fifth round), in 2006 Entry Draft).

**CAREER NOTES:** Finished his career as Colgate's all-time leader in games played (118), saves (3,071), save percentage (.923), shutouts (11), and ties (16)... Also broke school single-season records for games played (41), minutes played (2388:53), saves (1,043) and shutouts (6) in 2007-08... Ranked second in the ECACHL and 13th in college hockey in goals-against average (2.16) and save percentage (.924) in 2007-08... Honored as Colgate's 2008 Male Athlete of the Year, and received the Director of Athletics Award... Named the team's Best Defensive Player and received the Coaches' Award... Named 2008 Third-Team All-ECAC... One of 10 finalists for the 2008 Lowe's Senior CLASS Award presented to a senior who exemplifies excellence on and off the ice. Also named to the organization's All-Senior All-America first team... Earned a spot on the ECAC Hockey all-academic team... Compiled a shutout streak of 21:16 in early February 2008, which ranks seventh in NCAA history and set a conference record... Named ECAC Defensive Player of the Week and Goaltender of the Week for the period ending Feb. 10 after posting a 0.48 goals-against average, .980 save percentage and a shutout in two games... Signed his first pro contract on April 14, 2008... Ranked second in save percentage (.923), third in games played (36), fifth in wins (15) and fifth in goals-against average (2.33) in the ECACHL in 2006-07... Was selected to the All-ECACHL Second Team, earned a spot on the ECACHL All-Academic Team and was named Colgate's Best Defensive Player in 2006-07... Received the Ken Dryden Award as the ECACHL Goaltender of the Year in 2005-06 after starting 36 of Colgate's 39 games as a sophomore... Named to the 2005-06 All-ECACHL First Team... Broke his own Colgate University record in 2006-07 with 993 saves... Led the ECACHL in 2005-06 with a .924 save percentage... Named the ECACHL Best Player of the first half (2005-06) by The College Hockey News... Appeared in five games with Colgate as a freshman in 2004-05... Played for the Coquitlam Express of the BCJHL prior to attending Colgate University.

Season	Club	League	Regular Season							Playoffs							
			GP	W	L	O/T	Mins.	GA	SO	Avg.	GP	W	L	Mins.	GA	SO	Avg.
2003-04	Coquitlam	BCHL	30	13	15	1	1647	89	2	3.24	--	--	--	--	--	--	--
2004-05	Colgate	ECAC	5	1	1	0	162	5	0	1.85	--	--	--	--	--	--	--
2005-06	Colgate	ECAC	36	18	11	6	2126	81	4	2.29	--	--	--	--	--	--	--
2006-07	Colgate	ECAC	36	15	17	4	2136	83	1	2.33	--	--	--	--	--	--	--
2007-08	Colgate	ECAC	41	18	16	6	2389	86	6	2.16	--	--	--	--	--	--	--

# THE PLAYERS

## IN THE SYSTEM



DEFENSE

2008-09



### ROBERT DIETRICH (RAW-buhrt DEET-rihkh)

Shoots right. • 5-10, 172 lbs. • Born, Ordzhonikidze, Kazakhstan, July 25, 1986. (Nashville's eighth choice, 174th overall (sixth round), in 2007 Entry Draft).

**CAREER NOTES:** Expected to play his first season in North America in 2008-09... Played nine games with the German League's DEG (Dusseldorf) Metro Stars in 2007-08, missing the majority of the season with a broken leg... Appeared in 13 postseason games in 2008 during the Metro Stars' run to the conference finals... Signed a three-year contract with Nashville on July 16, 2007... Played for Germany at the 2007 World Championships... Played his first full season in the German Elite League with Dusseldorf in 2006-07... Captured a league championship with Straubing (German-2) in 2006... Represented Germany at the World Junior (U-20) Championships in 2006 and 2005... A teammate of fellow Nashville prospect Alexander Sulzer with the German League's DEG (Dusseldorf) Metro Stars from 2005-07.

Season	Club	Regular Season						Playoffs					
		League	GP	G	A	PTS	PIM	GP	G	A	PTS	PIM	
2004-05	ETC Crimmitschau	German-2	45	3	14	17	34	10	0	0	0	6	
2005-06	Dusseldorf	Germany	4	0	0	0	2	--	--	--	--	--	
	EHC Straubing	German-2	46	5	3	8	55	15	0	1	1	8	
2006-07	Dusseldorf	Germany	52	3	19	22	28	9	2	4	6	22	
2007-08	DEG Metro Stars	Germany	9	1	1	2	12	13	1	2	3	4	



RIGHT WING

### MATTELLISON (MAT EHL-ih-suhn)

Shoots right. • 6-0, 192 lbs. • Born, Duncan, B.C., December 8, 1983. (Acquired by Nashville from Philadelphia for future considerations on June 4, 2007).

**CAREER NOTES:** Expected to play with Dynamo Riga (Latvia) in 2008-09... Ranked second on Milwaukee (AHL) in points (58) and goals (26) in 2007-08... Paced the Admirals in game-winning goals (6) and shootout goals (5) in 2007-08... Tied for second on the club in power-play assists (16) and ranked third on the Admirals in shots (196)... Ranked second on the 2006-07 Philadelphia Phantoms (AHL) in points (12g-27a-39pts) and assists... Led Norfolk (AHL) in assists (37) in 2004-05... Made his NHL debut with Chicago on Feb. 1, 2004 at Montreal and appeared in 10 NHL games during his rookie pro season of 2003-04... Played one WHL season (2002-03) with Red Deer and was named to the WHL East Second All-Star Team and earned WHL Rookie of the Year and Canadian Hockey League Rookie of the Year honors... Originally Chicago's fourth choice, 128th overall (fourth round), in the 2002 NHL Entry Draft.

Season	Club	League	Regular Season					Playoffs				
			GP	G	A	PTS	PIM	GP	G	A	PTS	PIM
2002-03	Red Deer	WHL	72	40	56	96	80	22	7	13	20	28
2003-04	Chicago	NHL	10	0	1	1	0	--	--	--	--	--
	Norfolk	AHL	71	14	21	35	115	7	0	1	1	4
2004-05	Norfolk	AHL	71	14	37	51	44	5	0	1	1	2
2005-06	Chicago	NHL	26	3	9	12	17	--	--	--	--	--
	Philadelphia	NHL	5	0	1	1	2	--	--	--	--	--
	Philadelphia	AHL	48	12	13	25	35	--	--	--	--	--
2006-07	Philadelphia	AHL	62	12	27	39	43	--	--	--	--	--
	Philadelphia	NHL	2	0	0	0	0	--	--	--	--	--
2007-08	Milwaukee	AHL	75	26	32	58	55	5	0	0	0	2
	NHL TOTALS		43	3	11	14	19	--	--	--	--	--



GOALTENDER

### ATTEENGREN (AH-tay EHN-grehn)

Catches left. • 6-1, 194 lbs. • Born, Rauma, Finland, February 19, 1988. (Nashville's ninth choice, 204th overall (seventh round), in 2007 Entry Draft)

**CAREER NOTES:** Played the majority of the 2007-08 season with Lukko of the Finnish Junior League, but also appeared in games for Lukko's Elite League team and Hokki of the second division... Ranked 10th in the Finnish Junior League in save percentage in 2007-08 (.907)... A product of the Lukko system in Finland... Won a silver medal with Finland at the 2006 U-18 World Championships.

Season	Club	League	Regular Season							Playoffs						
			GP	W	L	O/T	Mins.	GA	SO	Avg.	GP	W	L	Mins.	GA	SO
2005-06	Lukko U18	Fin-U18	16	--	--	--	966	44	0	2.73	--	--	--	--	--	--
	Lukko Jr.	Finland-Jr.	11	--	--	--	637	30	0	2.83	9	--	--	509	27	0
2006-07	Lukko Jr.	Finland-Jr.	38	--	--	--	2277	115	1	3.03	--	--	--	--	--	--
	Suomi U20	Finland-2	2	--	--	--	100	7	0	4.20	--	--	--	--	--	--
2007-08	Lukko Jr.	Finland-Jr.	31	14	13	--	1791	89	1	2.98	2	2	0	120	3	0
	Lukko	Finland	1	1	0	0	59	3	0	3.05	--	--	--	--	--	--



## IN THE SYSTEM



RIGHT WING

**RYANFLYNN** (RIGH-uhn FLIHN)

Shoots right. • 6-2, 214lbs. • Born, St. Paul, MN, March 22, 1988.  
(Nashville's fourth choice, 176th overall (sixth round), in 2006 Entry Draft).

**CAREER NOTES:** 2008-09 will be his junior season at the University of Minnesota (WCHA)... Helped Minnesota to their NCAA-record 32nd national tournament berth in 2007-08... Ranked fourth on the Golden Gophers in penalty minutes (51) in 2007-08... Played for the U.S. at the 2008 World Junior Championships... Led Team USA and finished fourth in the tournament in penalty minutes (16)... Tied for the Minnesota team lead in penalty minutes (58) in 2006-07... Named the Red Baron WCHA Rookie of the Week for Jan. 9-15, 2007... A member of the U.S. U-17 team in 2004-05 and the U.S. U-18 team that captured the gold medal at the 2006 (U-18) World Championships... Helped Team USA take first place at the 2005 Four Nations Cup in Rochester, N.Y.... Attended Centennial High School in Circle Pines, Minn., helping the Cougars capture the 2003-04 state championship... Earned North Suburban All-Conference honors and an all-state honorable mention from the St. Paul Pioneer Press in 2003-04.

Season	Club	League	Regular Season					Playoffs			
			GP	G	A	PTS	PIM	GP	G	A	PIM
2003-04	Centennial	High-MN	30	29	39	68	--	--	--	--	--
2004-05	USNTDP	U-17	14	4	5	9	12	--	--	--	--
	USNTDP	NAHL	41	11	8	19	31	9	2	4	6
2005-06	USNTDP	U-18	42	10	12	22	57	--	--	--	--
	USNTDP	NAHL	17	6	5	11	20	--	--	--	--
2006-07	U. of Minnesota	WCHA	43	5	8	13	58	--	--	--	--
2007-08	U. of Minnesota	WCHA	38	4	11	15	51	--	--	--	--



DEFENSE

**CODYFRANSON** (KOH-dee FRAN-suhn)

Shoots right. • 6-5, 227lbs. • Born, Salmon Arm, B.C., August 8, 1987.  
(Nashville's third choice, 79th overall (third round), in 2005 Entry Draft).

**CAREER NOTES:** Named to the 2007-08 AHL All-Rookie Team... Led all AHL rookie defensemen in goals (11) and power-play goals (8) and ranked second in points (36) and assists (25)... Tied for first among Milwaukee defensemen in assists and ranked second in goals and points... Tied for sixth among Western Hockey League defensemen in scoring (17g-32a-51pts) in 2006-07... Won the 2007 Memorial Cup with Vancouver and was named to the tournament's all-star team... Captured a gold medal with Canada at the 2007 World Junior Championships... Signed a three-year contract with Nashville on July 2, 2006... Helped Vancouver capture the WHL Championship in 2005-06... Tied for third among WHL defensemen in points (15g-40a-55pts) and finished fourth overall in power-play assists (31) in 2005-06... Led all defensemen and tied for third overall with 20 points (5g-15a) in 18 games in the 2006 WHL playoffs... Notched the lone hat trick at the 2006 Memorial Cup and led all blueliners in scoring with five points (3g-2a) in five games... Named the Vancouver Giants' Most Improved Player in 2004-05... Grew up in Sicamous, B.C., along with Nashville defenseman Shea Weber.

Season	Club	League	Regular Season					Playoffs			
			GP	G	A	PTS	PIM	GP	G	A	PIM
2003-04	Beaver Valley	KIJHL	48	10	22	32	70	--	--	--	--
	Trail	BCHL	2	0	1	1	0	--	--	--	--
	Vancouver	WHL	2	0	0	0	0	--	--	--	--
2004-05	Vancouver	WHL	64	2	11	13	44	4	0	1	1
2005-06	Vancouver	WHL	71	15	40	55	61	18	5	15	20
2006-07	Vancouver	WHL	59	17	34	51	88	19	3	4	7
2007-08	Milwaukee	AHL	76	11	25	36	40	6	0	2	2

## IN THE SYSTEM



CENTER

2008-09

**BLAKE GEOFFRION** (BLAYK JEHF-ree-ohn)

Shoots left. • 6-1, 191 lbs. • Born, Plantation, FL, February 3, 1988.  
(Nashville's first choice, 56th overall (second round), in 2006 Entry Draft).

**CAREER NOTES:** 2008-09 will be his junior season at the University of Wisconsin (WCHA)... Ranked third on the Badgers in points (30), second in assists (20) and tied for fourth in goals (10) in 2007-08... Also tied for the team lead in penalty minutes (52) and plus/minus rating (+11)... Named the Red Baron WCHA Offensive Player of the Week for Dec. 4-10, 2007 after notching a goal and three assists in two Wisconsin victories... Represented the U.S. at the 2008 World Junior Championships... Captured a bronze medal with Team USA at the 2007 World Junior Championships in Sweden... A member of the U.S. U-17 team in 2004-05 and the U.S. U-18 team that captured the gold medal at the 2006 (U-18) World Championships... Helped Team USA to a first-place finish at the 2005 Four Nations Cup in Rochester, N.Y.... Played for Culver (Ind.) Academy in 2003-04... His father Danny, grandfather Bernie (Boom Boom) and great grandfather Howie Morenz all played in the NHL. His grandfather and great grandfather are members of the Hockey Hall of Fame... Raised in Brentwood, Tenn. and grew up playing in the Nashville Youth Hockey League... Became the first NYHL product and Nashville product to be drafted in the NHL Entry Draft.

Season	Club	Regular Season						Playoffs					
		League	GP	G	A	PTS	PIM	GP	G	A	PTS	PIM	
2004-05	USNTDP	U-17	11	2	3	5	24	3	0	1	1	4	
	USNTDP	NAHL	37	7	15	22	62	--	--	--	--	--	
2005-06	USNTDP	U-18	41	12	14	26	38	10	0	0	0	6	
	USNTDP	NAHL	13	6	9	15	30	--	--	--	--	--	
2006-07	U. of Wisconsin	WCHA	36	2	4	6	62	15	0	1	1	8	
2007-08	U. of Wisconsin	WCHA	36	10	20	30	52	9	2	4	6	22	



LEFT WING

**KONSTANTIN GLAZACHEV** (kawn-stuhn-TIHN GLAH-zuh-chehv)

Shoots right. • 6-0, 186 lbs. • Born, Arkhangelsk, Russia, February 18, 1985.  
(Nashville's second choice, 35th overall (second round), in 2003 Entry Draft).

**CAREER NOTES:** Played his first season with Novokuznetsk Metallurg (Russia) in 2007-08... Split the 2006-07 season between Yaroslavl and Khabarovsk, both of the Russian Hockey League... Played for Lokomotiv Yaroslavl of the Russian Hockey League in 2005-06... Split the 2004-05 season between Yaroslavl and Novosibirsk, both of the Russian Hockey League... Spent the majority of 2003-04 with Lokomotiv Yaroslavl... Played for Russia at the 2003 World U-18 Championships, posting five points (2g-3a) in six games... Made his Russian Hockey League debut in 2002-03 with the league champions, Lokomotiv Yaroslavl.

Season	Club	Regular Season						Playoffs					
		League	GP	G	A	PTS	PIM	GP	G	A	PTS	PIM	
2003-04	Yaroslavl	Russia	35	4	3	7	4	2	0	0	0	0	
	Yaroslavl 2	Russia-3	9	6	5	11	8	--	--	--	--	--	
2004-05	Sibir Novosibirsk	Russia	24	4	9	13	6	--	--	--	--	--	
	Yaroslavl	Russia	9	0	3	3	2	--	--	--	--	--	
2005-06	Yaroslavl 2	Russia-3	20	17	9	26	14	--	--	--	--	--	
	Yaroslavl	Russia	29	7	4	11	8	9	0	2	2	0	
2006-07	Yaroslavl	Russia	14	4	1	5	10	--	--	--	--	--	
	Yaroslavl 2	Russia-3	4	2	5	7	0	--	--	--	--	--	
2007-08	Amur Khabarovsk	Russia	22	4	7	11	14	--	--	--	--	--	
	Metallurg Novokuznetsk	Russia	50	7	9	16	10	--	--	--	--	--	

## IN THE SYSTEM



LEFT WING

**TRISTON GRANT** (TRIS-tuhn GRANT)

Shoots left. • 6-1, 215 lbs. • Born, Neepawa, Man., February 2, 1984.  
(Acquired from Philadelphia along with a seventh-round selection in the 2009 Entry Draft for defenseman Janne Niskala on June 24, 2008).

**CAREER NOTES:** Played his third consecutive season with Philadelphia (AHL) in 2007-08 and led the Phantoms in penalty minutes (181)... Posted AHL career highs in games played (72), goals, assists and points (10g-11a-21pts) in 2007-08... Ranked fourth on Phantoms in plus/minus rating (+9) in 2007-08... Led the Phantoms in penalty minutes (199) in 2006-07... Recorded his first NHL assist on Nov. 15 vs. Anaheim... Recalled by Philadelphia (NHL) on two occasions during the 2006-07 season, and made his NHL debut with the Flyers on Oct. 26 vs. Atlanta... Play his first professional season with the Phantoms in 2005-06... Ranked second on Vancouver (WHL) in penalty minutes (193) and fourth in goals (20) in 2004-05... Received the Giants Inspirational Leader Award in 2004-05... Ranked second in the WHL in penalty minutes (267) in 2003-04 with Vancouver... Played his first major-junior season in 2000-01 with Lethbridge (WHL)... Originally selected by Philadelphia in the ninth round (286th overall) of the 2004 NHL Entry Draft.

		Regular Season						Playoffs					
Season	Club	League	GP	G	A	PTS	PIM	GP	G	A	PTS	PIM	
2000-01	Lethbridge	WHL	23	2	0	2	75	5	0	0	0	11	
2001-02	Lethbridge	WHL	36	8	1	9	110	--	--	--	--	--	
	Vancouver	WHL	21	2	4	6	53	--	--	--	--	--	
2002-03	Vancouver	WHL	72	10	10	20	200	4	0	0	0	10	
2003-04	Vancouver	WHL	69	10	8	18	267	11	1	1	2	33	
2004-05	Vancouver	WHL	70	20	12	32	193	6	1	0	1	8	
2005-06	Philadelphia	AHL	64	2	3	5	190	--	--	--	--	--	
2006-07	Philadelphia	AHL	61	5	6	11	199	--	--	--	--	--	
	<b>Philadelphia</b>	<b>NHL</b>	<b>8</b>	<b>0</b>	<b>1</b>	<b>1</b>	<b>10</b>	--	--	--	--	--	
2007-08	Philadelphia	AHL	72	10	11	21	181	12	0	2	2	34	
	<b>NHL TOTALS</b>		<b>8</b>	<b>0</b>	<b>1</b>	<b>1</b>	<b>10</b>	--	--	--	--	--	



LEFT WING

**JOSH GRATTON** (JAWSH GRAHT-uhn)

Shoots left. • 6-2, 214 lbs. • Born, Brantford, Ont, September 9, 1982.  
(Signed as a free agent on July 9, 2008).

**CAREER NOTES:** Played one NHL contest with Phoenix during the 2007-08 campaign... Posted AHL career highs in goals (11), assists (15) and points (26) in 58 games with San Antonio and Hartford in 2007-08... Traded from Phoenix to the New York Rangers, along with Fredrik Sjostrom and David LeNeveu for Al Montoya and Marcel Hossa on Feb. 26, 2008... Played his first full NHL season (52 games) with the Coyotes in 2006-07 and ranked second in the NHL and first on the club in penalty minutes (188)... Named the 2007 Coyotes' Man of the Year... Ranked 10th in the AHL and led Philadelphia in penalty minutes (265) in 2005-06... Made his NHL debut with the Flyers on Dec. 15, 2005 vs. Vancouver... Traded to Phoenix from Philadelphia along with Florida's second selection (traded to Detroit; Detroit selected Cory Emmerton) and Tampa Bay's second selection (traded to Detroit; Detroit selected Shawn Matthias) in the 2006 NHL Entry Draft for Denis Gauthier on March 9, 2006... Scored his first NHL goal with the Coyotes on April 11, 2006 vs. Colorado... Won the 2005 Calder Cup with Philadelphia, leading the club in postseason penalty minutes (78)... Received the 2005 Phantoms Community Service Award... Signed with Philadelphia as a free agent on July 27, 2004... Split his first professional season between Cincinnati (AHL) and San Diego (ECHL) in 2003-04... Posted 111 points (50g-61a) and 489 penalty minutes in three OHL seasons (166 games) with Sudbury, Kingston and Windsor... Ranked fourth on the Spitfires in goals (26) and points (56) in 2002-03... Cousin of NHLer Chris Gratton.

		Regular Season						Playoffs					
Season	Club	League	GP	G	A	PTS	PIM	GP	G	A	PTS	PIM	
2000-01	Sudbury	OHL	44	5	13	18	110	9	1	1	2	25	
2001-02	Sudbury	OHL	14	5	4	9	47	--	--	--	--	--	
	Kingston	OHL	46	14	14	28	140	1	1	0	1	7	
2002-03	Windsor	OHL	47	19	23	42	60	6	2	1	3	8	
	Kingston	OHL	15	7	7	14	132	--	--	--	--	--	
2003-04	Cincinnati	AHL	21	2	2	4	69	8	0	0	0	35	
	San Diego	ECHL	30	4	6	10	239	--	--	--	--	--	
2004-05	Philadelphia	AHL	57	9	5	14	246	21	3	3	6	78	
	Trenton	ECHL	1	0	0	0	0	--	--	--	--	--	
2005-06	Philadelphia	NHL	3	0	0	0	14	--	--	--	--	--	
	Philadelphia	AHL	53	9	10	19	265	--	--	--	--	--	
	Phoenix	NHL	11	1	0	1	30	--	--	--	--	--	
2006-07	Phoenix	NHL	52	1	1	2	188	--	--	--	--	--	
2007-08	San Antonio	AHL	3	1	1	2	8	--	--	--	--	--	
	Phoenix	NHL	1	0	0	0	5	--	--	--	--	--	
	San Antonio	AHL	38	5	9	14	124	--	--	--	--	--	
	Hartford	AHL	20	6	6	12	72	4	0	1	1	11	
	NHL TOTALS		67	2	1	3	237	--	--	--	--	--	

# THE PLAYERS

## IN THE SYSTEM



CENTER

2008-09



### PATRIC HORNQVIST (PAT-rihk HOHRN-kvihst)

Shoots left. • 5-11, 194lbs. • Born, Sollentuna, Sweden, January 1, 1987.  
(Nashville's seventh choice, 230th overall (seventh round), in 2005 Entry Draft).

**CAREER NOTES:** Expected to play his first season in North America in 2008-09... Tied for 12th in the Swedish Elite League and led Djurgardens in goals (18) in 2007-08... Tied for sixth in the league and led his club in power-play goals (11) in 2007-08... Ranked fourth on Djurgardens in points (30) and paced the club in shots (174) in 2007-08... Led Sweden and tied for second overall in goals (6) at the 2008 World Championships in Quebec City/Halifax... Signed a three-year contract with Nashville on June 1, 2007... Named Rookie of the Year in the Swedish Elite League in 2006-07 after leading junior players with 23 goals... Tied for Djurgardens team lead in goals and ranked second on the club in scoring (23g-11a-34pts) in 2006-07... Joined Djurgardens' junior team for the 2007 post-season and tallied seven points (2g-5a) in seven games... Represented Sweden at both the 2007 World Junior (U-20) Championships in Sweden and the 2007 World Championships in Russia... Played the 2005-06 season primarily with the Djurgardens Elitserien team... Played for Sweden at the 2005 U-18 World Championships, earning a bronze medal.

Season	Club	League	Regular Season					Playoffs				
			GP	G	A	PTS	PIM	GP	G	A	PTS	PIM
2003-04	Vasby Jr.	Swede-Jr.	10	7	19	26	30	--	--	--	--	--
	Vasby	Sweden-3	32	8	5	13	26	--	--	--	--	--
2004-05	Vasby	Sweden-3	28	12	12	24	36	--	--	--	--	--
	Djurgarden Jr.	Swede-Jr.	5	3	0	3	2	--	--	--	--	--
2005-06	Djurgarden Jr.	Swede-Jr.	4	2	1	3	2	4	1	2	3	2
	Djurgarden	Sweden	47	5	2	7	36	--	--	--	--	--
2006-07	Djurgarden	Sweden	49	23	11	34	38	--	--	--	--	--
	Djurgarden Jr.	Swede-Jr.	--	--	--	--	--	7	2	5	7	14
2007-08	Djurgarden	Sweden	53	18	12	30	58	5	0	1	1	6



RIGHT WING

### RYAN JONES (RIGH-uhn JONEZ)


Shoots left. • 6-2, 215 lbs. • Born, Chatham, Ont., June 14, 1984.  
(Acquired from Minnesota along with a second-round selection in the 2009 NHL Entry Draft for defenseman Marek Zidlicky on July 1, 2008).

**CAREER NOTES:** Amassed 147 points (90g-57a) in 161 collegiate games at Miami University, ranking second on the school's all-time goal-scoring list and tied for second on the NCAA Division I all-time game-winning goals list (21)... Never missed a game in his four-year collegiate career... A West All-America First-Team selection and one of three finalists for the Hobey Baker Award (college hockey's most outstanding player) as a senior in 2007-08 after posting 49 points (31g-18a) in 42 games... Named 2008 co-Most Valuable Player of Miami University after captaining the Redhawks to a school-record 33 wins... Also won Miami's Outstanding Offensive Player Award, the Berry Family Outstanding Senior Award and shared the team's Scholar-Athlete Award in 2008... Earned 2008 First-Team All-CCHA honors after ranking third both nationally and in the conference in goals... Tied for first in the nation in game-winning goals (7) in 2007-08... All-CCHA Second Team selection in 2006-07 as a junior captain after ranking second on the Redhawks and 10th nationally in points (29g-19a-48pts)... Also ranked second in the conference in goals and power-play goals (10)... Led the club in plus/minus rating (+18) and was named one of Miami's co-Outstanding Offensive Players of the Year in 2006-07... Earned All-CCHA Second-Team honors as a sophomore in 2005-06 and finished second in club scoring with 35 points (22g-15a)... Ranked third in the conference in goals and tied for fourth nationally in game-winning goals (6) in 2005-06... Led Miami with three game-winning goals during his freshman season in 2004-05... Played for the Chatham Jr. Maroons of the Western Jr. B League in Ontario in 2003-04, winning the league scoring title and being named most valuable player... Originally a fourth-round selection (111st overall) of Minnesota in the 2004 NHL Entry Draft.

Season	Club	League	Regular Season					Playoffs				
			GP	G	A	PTS	PIM	GP	G	A	PTS	PIM
2004-05	Miami	CCHA	38	8	7	15	79	--	--	--	--	--
2005-06	Miami	CCHA	39	22	13	35	72	--	--	--	--	--
2006-07	Miami	CCHA	42	29	19	48	88	--	--	--	--	--
2007-08	Miami	CCHA	42	31	18	49	83	--	--	--	--	--
	Houston	AHL	4	0	0	0	2	4	1	1	2	2



## IN THE SYSTEM




DEFENSE

**DENISKULYASH** (DIHN-ihs KOO-lee-ahsh)

Shoots left. • 6-2, 199lbs. • Born Omsk, Russia, May 31, 1983.  
(Nashville's ninth choice, 243rd overall (eighth round), in 2004 Entry Draft).

**CAREER NOTES:** Tied for third among Russian Elite League defensemen in goals (9) in 2007-08... Led CSKA Moscow defensemen in goals and finished second in assists (12) and points (21) in 2007-08... Ranked fourth on the club in penalty minutes (79) in 2007-08... Played his first season with CSKA Moscow in 2007-08 after spending the previous two seasons with cross-town rival Dynamo Moscow... Played for Russia at the 2006 World Championships and was on Russia's 2006 Olympic team, but did not participate due to injury... Led Dynamo in goals (12) and penalty minutes (117) in 2005-06, and led team backliners in scoring (12g-5a-17pts)... Ranked second among Russian league defensemen in goals in 2005-06.

Season	Club	League	Regular Season					Playoffs				
			GP	G	A	PTS	PIM	GP	G	A	PTS	PIM
2003-04	CSK VVS Samara 2	Russia-3	STATISTICS NOT AVAILABLE									
	CSKA Moscow	Russia	10	1	0	1	8	--	--	--	--	--
2004-05	CSKA Moscow	Russia	59	8	10	18	58	--	--	--	--	--
2005-06	Dynamo Moscow	Russia	44	12	5	17	117	4	0	2	2	6
2006-07	Dynamo Moscow	Russia	48	3	9	12	58	2	0	0	0	2
2007-08	CSKA Moscow	Russia	53	9	13	22	79	6	1	1	2	34



DEFENSE

**TEEMU LAAKSO** (TEE-moo LACK-so)

Shoots right. • 6-1, 211lbs. • Born Tuusula, Finland, August 27, 1987.  
(Nashville's second choice, 78th overall (third round), in 2005 Entry Draft).

**CAREER NOTES:** Expected to play his first season in North America in 2008-09... Played his third full season with HIFK Helsinki of the Finnish Elite League in 2007-08, tying for the team lead among blueliners in plus/minus rating (+7)... Led all HIFK skaters in average ice time (21:35) in seven playoff games in 2008... Signed a three-year contract with Nashville on July 2, 2007... Appeared in the World Junior (U-20) Championships for the third time in 2007 and led the tournament in penalty minutes (52)... Won a bronze medal with Finland at the 2006 World Junior (U-20) Championships. Led tournament defensemen in goals (3) and tied for third overall with a +7 rating... Started the 2004-05 season in the Finnish junior league and played his first games in the Finnish Elite League with HIFK Helsinki in Dec. 2004... Played for Finland as a 17-year-old at the 2005 World Junior (U-20) Championships... Competed for Team Finland at the U-18 World Championships in both 2004 and 2005.

Season	Club	League	Regular Season					Playoffs				
			GP	G	A	PTS	PIM	GP	G	A	PTS	PIM
2003-04	HIFK Helsinki Jr.	Finland-Jr.	41	3	6	9	20	3	0	1	1	0
2004-05	HIFK Helsinki Jr.	Finland-Jr.	20	5	4	9	18	--	--	--	--	--
	HIFK Helsinki	Finland	15	0	2	2	2	--	--	--	--	--
	HIFK Helsinki U18	Fin-U18	--	--	--	--	--	1	0	0	0	0
2005-06	HIFK Helsinki	Finland	47	2	1	3	20	8	1	0	1	0
	HIFK Helsinki Jr.	Finland-Jr.	6	1	2	3	32	--	--	--	--	--
	Suomi U20	Finland-2	6	2	0	2	10	--	--	--	--	--
2006-07	HIFK Helsinki	Finland	50	3	6	9	70	5	0	1	1	0
	Suomi U20	Finland-2	2	0	1	1	4	--	--	--	--	--
2007-08	HIFK Helsinki	Finland	53	3	7	10	40	7	0	0	0	2

# THE PLAYERS

## IN THE SYSTEM



### ANTON LAVRENTIEV

(AN-tohn LAH-vrehn-tee-ehv)

Shoots right. • 6-4, 196lbs. • Born Kazan, Russia, August 25, 1983.  
(Nashville's seventh choice, 178th overall (sixth round), in 2001 Entry Draft).

**CAREER NOTES:** Played his third consecutive season for Naber. Cherny (Russia-3) in 2007-08... Played with Khimik Novopolotsk (Belarus) in 2004-05... Started the 2001-02 season with the Sudbury Wolves (OHL) before returning to play in Russia... Drafted 50th overall by Sudbury in the 2001 CHL Import Draft.

#### DEFENSE



Season	Club	League	Regular Season					Playoffs				
			GP	G	A	PTS	PIM	GP	G	A	PTS	PIM
2001-02	Sudbury	OHL	10	0	0	0	17	--	--	--	--	--
	Ak Bars Kazan 2	Russia-3	STATISTICS NOT AVAILABLE					--	--	--	--	--
2002-03	Yuzhny Ural Orsk	Russia-3	13	0	1	1	14	--	--	--	--	--
2003-04	HK Rybinsk	Russia-2	31	2	1	3	49	--	--	--	--	--
2004-05	Khimik Novopolotsk	Belarus	23	2	3	5	26	1	0	0	0	2
2005-06	Naber. Chelny	Russia-3	70	8	6	14	214	--	--	--	--	--
2006-07	Naber. Chelny	Russia-3	67	10	21	31	270	--	--	--	--	--
2007-08	Naber. Chelny	Russia-3	63	9	10	19	127	--	--	--	--	--



### DREW MACINTYRE

(DROO MAK-ihn-tighr)

Catches left. • 6-2, 185 lbs. • Born, Charlottetown, P.E.I. June 24, 1983.  
(Signed as a free agent on July 1, 2008).

**CAREER NOTES:** Recalled twice by Vancouver during the 2007-08 campaign, and made his NHL debut on Dec. 13, 2007 with Vancouver vs. San Jose (relief appearance)... Picked up the win for the Canadian AHL All-Stars at the 2008 AHL All-Star Classic... Ranked fifth in the AHL in save percentage (.921) as a member of the Manitoba Moose in 2007-08... Registered a 25-18-2 record in 46 appearances for the Moose in 2007-08... Ranked third in the AHL in goals-against average (2.17) and fourth in save percentage (.922) in his first season with Manitoba in 2006-07... Ranked third in save percentage (.922) and fifth in goals-against average (1.99) during the 2007 Calder Cup Playoffs... Acquired by Vancouver from Detroit in exchange for a conditional draft pick in the 2007 Entry Draft on Sept. 12, 2006... Split the 2005-06 season between Grand Rapids (AHL) and Toledo (ECHL)... Led the 2006 Calder Cup Playoffs in both goals-against average (1.62) and save percentage (.940)... Led the ECHL in goals-against average (2.06) and save percentage (.926) while posting a 24-7-2 record for the Storm in 2005-06... Paced all goaltenders in goals-against average (2.00) and tied for third in save percentage (.924) in the 2006 Kelly Cup Playoffs... Missed the majority of the 2003-04 season due to a thigh injury... Spent four seasons (1999-2003) with Sherbrooke (QMJHL), amassing a 73-87-13 record in 188 appearances... Ranked fourth in the QMJHL in both wins (31) and save percentage (.908) in 2002-03... Originally a fourth-round selection (121st overall) of Detroit in the 2001 NHL Entry Draft.

#### GOALTENDER

			Regular Season								Playoffs							
Season	Club	League	GP	W	L	O/T	Mins.	GA	SO	Avg.	GP	W	L	Mins.	GA	SO	Avg.	
1998-99	Trenton	OPIHL	20	--	--	--	1173	71	2	3.63	--	--	--	--	--	--	--	
1999-00	Sherbrooke	QMJHL	24	10	7	2	1253	67	0	3.21	--	--	--	--	--	--	--	
2000-01	Sherbrooke	QMJHL	48	17	22	3	2552	139	4	3.27	4	0	4	238	19	0	4.79	
2001-02	Sherbrooke	QMJHL	55	15	34	3	3028	201	1	3.98	--	--	--	--	--	--	--	
2002-03	Sherbrooke	QMJHL	61	31	24	5	3515	161	2	2.75	12	5	7	767	52	0	4.07	
2003-04	Toledo	ECHL	11	6	4	0	574	25	0	2.61	--	--	--	--	--	--	--	
2004-05	Grand Rapids	AHL	24	7	8	0	1049	47	1	2.69	--	--	--	--	--	--	--	
	Toledo	ECHL	2	0	1	0	87	6	0	4.14	--	--	--	--	--	--	--	
2005-06	Toledo	ECHL	33	24	7	2	1981	68	2	2.06	6	5	1	360	12	0	2.00	
	Grand Rapids	AHL	13	8	4	0	681	33	0	2.91	5	3	1	260	7	0	1.62	
2006-07	Manitoba	AHL	41	24	12	2	2290	83	3	2.17	11	4	6	633	21	1	1.99	
2007-08	Manitoba	AHL	46	25	18	2	2736	106	2	2.32	1	1	0	31	2	0	3.87	
	Vancouver	NHL	2	0	1	0	61	3	0	2.95	--	--	--	--	--	--	--	
	NHL TOTALS		2	0	1	0	61	3	0	2.95	--	--	--	--	--	--	--	



RIGHT WING

**RYAN MAKI**

(RIGH-uhn MACK-ee)

Shoots right • 6-2, 207 lbs. • Born, Medford, NJ, April 23, 1985.  
(Nashville's fifth choice, 176th overall (sixth round), in 2005 Entry Draft).

**CAREER NOTES:** Spent the majority of his first professional season in Milwaukee (AHL), but also saw action with Cincinnati (ECHL) in 2007-08... Scored his first professional goal with the Admirals on Jan. 20, 2008 vs. Peoria... Appeared in three playoff games with Milwaukee in addition to a pair of 2008 Kelly Cup contests for the ECHL Champion Cyclones... Signed a two-year contract with Nashville on July 3, 2007... Appeared in two regular-season games and two playoff games with Milwaukee (AHL) following his 2006-07 ECAC season... Finished second in goals and third in points (12g-11a-23pts) with Harvard (ECAC) in 2006-07... Tied for sixth in the ECAC with eight power-play goals... Was the 2007 recipient of the Harvard Strength and Conditioning Student Athlete of the Year award... Finished his four-year career at Harvard with 72 points (36g-36a) in 129 career games... Tied for second in goals (10) and tied for fifth in scoring (10g-12a-22pts) with the Crimson in 2005-06... Tied for the Harvard team lead in goals (10) in 2004-05... Awarded Harvard's Donald Angier Trophy (awarded to the player showing the most improvement) after his freshman season... Played two seasons (2001-03) as part of the United States National Development Program... Grew up in Shelby Township, Mich.

		Regular Season						Playoffs					
Season	Club	League	GP	G	A	PTS	PIM	GP	G	A	PTS	PIM	
2001-02	USNTDP	U-17	17	3	11	14	6	--	--	--	--	--	
	USNTDP	NAHL	31	4	11	15	24	--	--	--	--	--	
2002-03	USNTDP	U-18	42	5	6	11	18	--	--	--	--	--	
	USNTDP	NAHL	10	1	0	1	8	--	--	--	--	--	
2003-04	Harvard	ECAC	34	4	4	8	18	--	--	--	--	--	
2004-05	Harvard	ECAC	30	10	9	19	20	--	--	--	--	--	
2005-06	Harvard	ECAC	33	10	12	22	32	--	--	--	--	--	
2006-07	Harvard	ECAC	32	12	11	23	36	--	--	--	--	--	
	Milwaukee	AHL	2	0	1	1	0	2	0	0	0	0	
2007-08	Milwaukee	AHL	54	2	3	5	23	3	0	0	0	2	
	Cincinnati	ECHL	5	1	0	1	4	6	1	0	1	4	



RIGHT WING

**IAN MCKENZIE**

(EE-an MIHK-ehn-zee)

Shoots right • 6-5, 222 lbs. • Born, Weyburn, Sask., May 23, 1987.  
(Signed as a free agent on May 6, 2008).

**CAREER NOTES:** Signed as free agent to a one-year contract by Nashville on May 6, 2008... Expected to play his first professional season in Milwaukee (AHL) in 2008-09... Ranked third on Seattle (WHL) in penalty minutes (103) and fourth in power-play goals (6) in 2007-08... Led the Thunderbirds in points (14) and goals (8) in the 2008 postseason... Split the 2006-07 season between Seattle and Moose Jaw of the Western Hockey League... Reached the WHL final in 2005-06 with Moose Jaw... Played his first full WHL season with the Warriors in 2004-05.

Season	Club	Regular Season						Playoffs					
		League	GP	G	A	PTS	PIM	GP	G	A	PTS	PIM	
2003-04	Moose Jaw	WHL	8	0	0	0	0	--	--	--	--	--	
2004-05	Moose Jaw	WHL	44	3	4	7	18	5	0	0	0	11	
2005-06	Moose Jaw	WHL	42	4	3	7	68	22	5	3	8	8	
2006-07	Moose Jaw	WHL	6	1	0	1	10	11	2	1	3	17	
	Seattle	WHL	60	12	9	21	77	--	--	--	--	--	
2007-08	Seattle	WHL	68	19	21	40	103	12	8	6	14	12	

# THE PLAYERS

## IN THE SYSTEM



CENTER



### CALO'REILLY (KAL oh-RIGH-ley)

Shoots left. • 6-0, 187lbs. • Born, Toronto, Ont., September 30, 1986.  
(Nashville's fourth choice, 150th overall (fifth round), in 2005 Entry Draft).

**CAREER NOTES:** Ranked third in the AHL in assists (63) and fifth in points (79) while leading Milwaukee in both categories in 2007-08... Also tied for fourth in the AHL in shorthanded goals (5) and tied for fifth in the league in shorthanded points (7)... Paced the Admirals in both power-play points (31) and plus/minus rating (+9) in 2007-08... Ranked ninth in the AHL and was tops on the 2007-08 Milwaukee Admirals in shooting percentage (18.8%)... Named the CCM/AHL Player of the Month for February 2008 after leading all AHL scorers with 24 points (5g-19a) in 16 games during the month... Named the Rbk/AHL Player of the Week for the period ending Feb. 3, 2008 after tallying six points (1g-5a) and a plus-3 rating in two Admiral wins... Registered a career-best nine-game point streak (2g-15a) from Jan. 20-Feb. 8, 2008... Led Milwaukee and AHL rookies in assists (47) in 2006-07... Also ranked second on Milwaukee in scoring (18g-47a-65pts) and tied for fifth among AHL rookies in points... Named the AHL Rookie of the Month for April 2007 after notching nine points (3g-6a) and a +5 rating in five games... Signed a three-year contract with Nashville on Oct. 6, 2006... Joined Milwaukee on an amateur try-out following his junior season in 2005-06... Led Windsor (OHL) in assists (81) and tied for third in the OHL in 2005-06... Also led the 2005-06 Spitfires in points (18g-81a-99pts) and tied for eighth in the OHL... Led Windsor in playoff points (3g-8a-11pts) and assists in 2006... Named runner-up for the OHL's most sportsmanlike player in 2005-06... Named smartest player in the Western Conference in the 2005-06 OHL coaches poll. Also finished second in the poll for best playmaker and third for best stickhandler... Finished second on the Windsor Spitfires and tied for 18th in the OHL in scoring (24g-50a-74pts) in 2004-05... Also ranked second on the 2004-05 Spitfires in assists and third in goals... Played in the 2005 OHL All-Star Classic.

Season	Club	League	Regular Season					Playoffs				
			GP	G	A	PTS	PIM	GP	G	A	PTS	PIM
2003-04	Windsor	OHL	61	3	18	21	2	3	0	1	1	0
2004-05	Windsor	OHL	68	24	50	74	16	11	4	5	9	4
2005-06	Windsor	OHL	68	18	81	99	8	7	3	8	11	0
2006-07	Milwaukee	AHL	2	0	0	0	0	10	0	1	1	0
	Milwaukee	AHL	78	18	47	65	20	4	1	2	3	0
2007-08	Milwaukee	AHL	80	16	63	79	22	6	1	2	3	0



LEFT WING

### ANTTIPIHLSTROM (AHN-tee PIHL-struhm)

Shoots left. • 5-10, 181 lbs. • Born, Vantaa, Finland, October 22, 1984.  
(Signed by Nashville as a free agent on June 1, 2007).

**CAREER NOTES:** Recalled by Nashville from Milwaukee (AHL) on Dec. 14, 2007, and played his first NHL game the following night at Colorado... Led Milwaukee in goals (27) and ranked fifth on the club in points (45) in his first North American professional season in 2007-08... Also paced the Admirals in shots (207), ranked second in power-play goals (9) and tied for second in both plus/minus rating (+7) and shorthanded goals (2)... Earned a bronze medal with Finland at the 2008 World Championships in Quebec City/Halifax... Led Finland in goals (5) and plus/minus rating (+7) while tying for second on the team in points (7) at the 2008 World Championships... Signed a two-year contract with Nashville on June 1, 2007... Ranked third in goals and fifth in points (16g-23a-39pts) with Finland's HPK Hameenlinna in 2006-07.


2008-07

			Regular Season					Playoffs				
Season	Club	League	GP	G	A	PTS	PIM	GP	G	A	PTS	PIM
2001-02	Jokerit Helsinki U18	Fin-U18	26	15	14	29	41	8	0	5	5	18
	Jokerit Helsinki Jr.	Finland-Jr.	1	0	0	0	0	--	--	--	--	--
2002-03	Blues Espoo Jr.	Finland-Jr.	36	10	16	26	38	10	1	1	2	8
	Blues Espoo Jr.	Finland-Jr.	23	9	19	28	42	1	0	2	2	0
2003-04	Suomi U20	Finland-2	4	0	1	1	2	--	--	--	--	--
	Blues Espoo	Finland	49	1	3	4	18	9	0	0	0	0
2004-05	Blues Espoo	Finland	53	4	3	7	30	--	--	--	--	--
	Blues Espoo Jr.	Finland-Jr.	11	7	3	10	36	7	0	2	2	26
2005-06	SaiPa Lappeenranta	Finland	54	10	11	21	4	8	1	0	1	2
2006-07	HPK Hameenlinna	Finland	56	16	23	39	63	9	3	5	8	4
2007-08	Milwaukee	AHL	78	27	18	45	62	6	1	0	1	8
	Nashville	NHL	1	0	0	0	0	--	--	--	--	--
NHL/PREDATORS TOTALS			1	0	0	0	0	--	--	--	--	--



# THE PLAYERS

## IN THE SYSTEM



RIGHT WING

### DENIS PLATONOV

(DIHN-ihs PLAH-tah-nahv)

Shoots left. • 6-3, 205lbs. • Born, Saratov, Russia, November 6, 1981.  
(Nashville's fourth choice, 75th overall (third round), in 2001 Entry Draft).

**CAREER NOTES:** Won the European Champions Cup with Metallurg Magnitogorsk in 2007-08... Tied for third on Metallurg in goals (16) and ranked second in penalty minutes (76) in 2007-08... Won the Russian Hockey League Championship with Metallurg Magnitogorsk in 2006-07... Tied for second on Metallurg Magnitogorsk in goals (17) and ranked fourth in points (17g-8a-25pts) in 2006-07... Appeared in three games with Milwaukee (AHL) before returning to Ak Bars Kazan of the Russian Hockey League in 2003-04.

Season	Club	League	Regular Season					Playoffs				
			GP	G	A	PTS	PIM	GP	G	A	PTS	PIM
2002-03	Ak Bars Kazan	Russia	47	8	9	17	49	5	0	0	0	2
2003-04	Milwaukee	AHL	3	0	0	0	0	--	--	--	--	--
	Ak Bars Kazan	Russia	28	5	3	8	18	8	1	0	1	2
2004-05	Ak Bars Kazan	Russia	38	3	7	10	10	--	--	--	--	--
	Nizhnekamsk	Russia	11	3	1	4	34	3	0	1	1	2
2005-06	Magnitogorsk	Russia	49	11	8	19	60	8	4	0	4	6
2006-07	Magnitogorsk	Russia	53	17	8	25	87	14	5	3	8	14
2007-08	Magnitogorsk	Russia	57	16	11	27	76	13	3	4	7	16



RIGHT WING

### ALEXANDER RADULOV

(al-ehx-AN-duhr RAD-uh-lahf)

Shoots left. • 6-1, 188 lbs. • Born, Nizhny Tagil, Russia, July 5, 1986.  
(Nashville's first choice, 15th overall (first round), in 2004 Entry Draft).

**CAREER NOTES:** Established career highs in games played (81), goals (26), assists (32) and points (58), finishing third on the club in goals and points in 2007-08... Was one of just two Predators to appear in a team-high 81 games in 2007-08, and finished third in the NHL among second-year players in goal scoring... Became Nashville's first 20-goal scorer of the 2007-08 season on Feb. 2 vs. Phoenix... Tied a franchise record with goals in six consecutive contests Jan. 21 - Feb. 2, 2008 (7g)... Tied for the team lead in both goals (2) and points (4), appearing in all six of the club's postseason games in 2008... Won a gold medal while representing Russia at the 2008 World Championships... Established single-season franchise records for goals (18) and points (18g-19a-37pts) by a Nashville rookie in 2006-07... Also led Nashville, ranked second among league rookies and ranked fifth in the NHL with an 18.8% shooting percentage in 2006-07... Ranked among 2006-07 rookie leaders in several other categories, including: game-winning goals (tied for fourth with four), goals (seventh), power-play goals (tied for eighth with five), points (ninth) and assists (tied for 10th)... Scored a goal in the 2007 NHL YoungStars Game on Jan. 24 in Dallas... Scored his first NHL goal in his second NHL game on Oct. 26 vs. San Jose... Opened the 2006-07 season with Milwaukee (AHL), and posted 18 points (6g-12a) in 10 AHL games... Won a bronze medal with tournament-host Russia at the 2007 World Championships... Ranked second on the club in goals (3) and tied for second in points (3g-1a) for Nashville during the 2008 playoffs... Had his number retired by Quebec (QMJHL) on Nov. 28, 2007... Finished the 2005-06 season as the top scorer (61g-91a-152pts) in the QMJHL and the entire CHL... Received the QMJHL's Jean-Beliveau Trophy (top scorer), the Telus Trophy (offensive player of the year), the Michel-Briere Trophy as the League's Most Valuable Player and was named the Canadian Major Junior Player of the Year. He was also named a First-Team QMJHL All-Star and a First Team Canadian Major Junior All-Star... Led the QMJHL in assists and shorthanded goals (10) in 2005-06, finished second in goals and tied for second with a +53 rating... Posted the second-longest point-scoring streak (45g-75a-120pts in 50gp) in league history from Oct. 26, 2005-March 17, 2006... Led the CHL in scoring in the 2006 playoffs (21g-34a-55pts in 23gp)... Won the 2006 Memorial Cup with Quebec and was awarded the Stafford Smythe Memorial Trophy as the tournament's Most Valuable Player. Was also selected to the tournament's all-star team... Earned a silver medal with Russia at the 2006 World Junior (U-20) Championships... Finished third on the Quebec Remparts (QMJHL) in goals (32), assists (43) and points (75) in his first North American season (2004-05) and was named to the 2004-05 QMJHL All-Rookie Team... Also led Quebec in playoff goals (6) and tied for the team lead in playoff points (6g-5a-11pts) in 2005... Tied for first among QMJHL rookies in 2004-05 in goals and also ranked among rookie leaders in: assists (third), points (third) and power-play goals (tied for second with 10)... Won a silver medal with Russia at the 2005 World Junior Championships... Won a gold medal with Russia at the 2004 U-18 World Championships, ranking third on his team with seven points (2g-5a)... Coached by and lived with Hockey Hall-of-Famer Patrick Roy while playing for the QMJHL's Quebec Remparts.

Season	Club	League	Regular Season					Playoffs				
			GP	G	A	PTS	PIM	GP	G	A	PTS	PIM
2004-05	Quebec	QMJHL	65	32	43	75	64	13	6	5	11	15
2005-06	Quebec	QMJHL	62	61	91	152	101	23	21	34	55	30
2006-07	Milwaukee	AHL	11	6	12	18	26	--	--	--	--	--
	Nashville	NHL	64	18	19	37	26	4	3	1	4	19
2007-08	Nashville	NHL	81	26	32	58	44	6	2	2	4	6
NHL/PREDATORS TOTALS			145	44	51	95	70	10	5	3	8	25

# THE PLAYERS

## IN THE SYSTEM



CENTER

2008-09



### BENRYAN (BEHN RIGH-uhn)

Shoots right. • 5-11, 190 lbs. • Born, Detroit, MI, October 16, 1988.  
(Nashville's fifth choice, 114th overall (fourth round), in 2007 Entry Draft).

**CAREER NOTES:** Expected to play his sophomore season at the University of Notre Dame (CCHA) in 2008-09... Helped Notre Dame reach the NCAA National Championship game in 2008... Ranked fourth on the Fighting Irish in points (26) and assists (16) while appearing in all 47 games the team played during his freshman campaign in 2007-08... Also ranked ninth in the CCHA in freshman scoring in 2007-08... Named CCHA Rookie of the Week on Jan. 28 after recording four points (2g-2a) in two wins Jan. 25-26, 2008 ... Participated in the U.S. World Junior team's evaluation camp in Aug. 2007... Finished third on Des Moines (USHL) in scoring (22g-42a-64pts) in 2006-07... Participated in the USHL Prospects All-Star Game and earned Player of the Game recognition for the Western Division.

Season	Club	League	Regular Season					Playoffs				
			GP	G	A	PTS	PIM	GP	G	A	PTS	PIM
2005-06	Des Moines	USHL	60	14	23	37	11	4	1	5	4	18
2006-07	Des Moines	USHL	59	22	42	64	8	3	5	8	8	--
2007-08	U. of Notre Dame	CCHA	47	10	16	26	8	--	--	--	--	--



CENTER

### MARKSANTORELLI (MAHRK SAN-tohr-ehl-ee)

Shoots right. • 6-1, 191 lbs. • Born, Burnaby, B.C., August 6, 1988.  
(Nashville's sixth choice, 119th overall (fourth round), in 2007 Entry Draft).

**CAREER NOTES:** Captured the Bob Clarke Trophy in 2007-08 as the top scorer in the WHL with 101 (27g-74a) points in 72 games... Led the league in assists and power-play assists (45)... Named a 2008 WHL Western Conference Second-Team All-Star... Ranked second on Chilliwack in goals in 2007-08 (27)... Led the 2008 Bruins in playoff scoring (1g-4a in five games)... Named the Boston Pizza WHL Player of the Week on Dec. 2, 2007 after picking up nine points (7g-2a) in three games... Notched three or more assists in a game on seven occasions in 2007-08... Tallied five assists in a 7-2 Bruin victory on Oct. 27, 2007... Signed with Nashville on April 14, 2008... Led Chilliwack in scoring in 2006-07 and tied for eighth in the WHL with 82 points (29g-53a)... Tied for sixth in the WHL in assists in 2006-07... Helped the Junior-A Burnaby Express capture the RBC Royal Bank Cup title in 2005-06... The younger brother of Nashville prospect Mike Santorelli.

Season	Club	League	Regular Season					Playoffs				
			GP	G	A	PTS	PIM	GP	G	A	PTS	PIM
2004-05	Salmon Arm	BCHL	59	9	16	25	10	11	2	3	5	6
2005-06	Salmon Arm	BCHL	20	2	10	12	11	--	--	--	--	--
	Burnaby	BCHL	39	15	28	43	16	20	2	14	16	14
2006-07	Chilliwack	WHL	72	29	53	82	46	5	2	3	5	2
2007-08	Chilliwack	WHL	72	27	74	101	40	4	1	4	5	4
	Milwaukee	AHL	1	0	0	0	0	2	0	0	0	0

# THE PLAYERS

## IN THE SYSTEM



CENTER

### MIKE SANTORELLI (MIGHK SAN-tohr-ehl-ee)

Shoots right. • 6-0, 196 lbs. • Born, Vancouver, B.C., December 14, 1985.  
(Nashville's sixth choice, 178th overall (sixth round), in 2004 Entry Draft).

**CAREER NOTES:** Tied for 10th among AHL rookies in goals (21) with Milwaukee in 2007-08... Tied for third on the 2007-08 Admirals in power-play goals (8) and ranked second in shots (204)... Scored his first professional goal in his Milwaukee debut on Oct. 6, 2007, at Peoria... Appeared in all six of the Admirals 2008 Calder Cup playoff games... Signed a three-year contract with Nashville on July 2, 2007... Completed his junior season at Northern Michigan (CCHA) in 2006-07, earning a spot on the 2006-07 RBK Hockey All-American West Team (Second Team) and the All-CCHA First Team... Also honored at Northern Michigan with the 2006-07 Gary Emmons Most Valuable Player Award, the Bill Joyce Best Forward Award and the Steve Bozek Plus-Minus Award... Led the CCHA in goals (30) and power-play goals (11), and also led the Wildcats in points (30g-17a-47pts) and plus-minus rating (+6) in 2006-07... Tied for second on Northern Michigan in goals (15) and ranked third in scoring (15g-18a-33pts) in 2005-06... Named to the 2004-05 CCHA All-Rookie Team after finishing second on Northern Michigan in goals (16) and third in points (16g-14a-30pts)... Also led CCHA freshmen in conference goals (14) in 2004-05... Led the BCHL's Vernon Vipers in scoring (43g-53a-96pts) in 2003-04... Named the Vipers' Most Valuable Player by team management and played in the 2004 BCHL All-Star Game... Played for the Langley Hornets (BCHL) in 2002-03... The older brother of Nashville prospect Mark Santorelli.

Season	Club	League	Regular Season					Playoffs				
			GP	G	A	PTS	PIM	GP	G	A	PTS	PIM
2003-04	Vernon	BCHL	60	43	53	96	26	5	0	2	2	0
2004-05	Northern Michigan	CCHA	40	16	14	30	22	--	--	--	--	--
2005-06	Northern Michigan	CCHA	40	15	18	33	24	--	--	--	--	--
2006-07	Northern Michigan	CCHA	41	30	17	47	28	--	--	--	--	--
2007-08	Milwaukee	AHL	80	21	21	42	60	6	0	0	0	2



CENTER

### GRIGORY SHAFIGULIN (GRIHG-ohr-ee SHAHF-ih-goo-lihn)

Shoots left. • 6-2, 185 lbs. • Born, Chelyabinsk, Russia, January 13, 1985.  
(Nashville's eighth choice, 98th overall (third round), in 2003 Entry Draft).

**CAREER NOTES:** Played his first season for Ak Bars Kazan (Russia) in 2007-08, and ranked second on the club in penalty minutes (112)... Tied for the team lead in games played (54) and playoff goals (3) with Yaroslavl (Russia) in 2006-07... Played parts of six seasons for Yaroslavl and Yaroslavl's junior team from 2001-2007... Won a silver medal with Russia at the 2005 World Junior Championships... Played for Russia in the 2004 World Junior Championships... Played for Russia at the 2003 World U-18 Championships... After opening the 2002-03 season with Yaroslavl-2, became a regular contributor in the playoffs for champion Lokomotiv Yaroslavl.

Season	Club	League	Regular Season					Playoffs				
			GP	G	A	PTS	PIM	GP	G	A	PTS	PIM
2001-02	Yaroslavl 2	Russia-3	19	2	2	4	12	--	--	--	--	--
2002-03	Yaroslavl 2	Russia-3	33	18	12	30	46	7	0	4	4	31
	Yaroslavl	Russia	11	0	1	1	4	8	0	0	0	4
2003-04	Yaroslavl 2	Russia-3	11	3	8	11	22	--	--	--	--	--
	Yaroslavl	Russia	29	3	0	3	4	2	0	0	0	0
2004-05	Yaroslavl	Russia	46	5	6	11	49	9	0	0	0	10
	Yaroslavl 2	Russia-3	1	0	2	2	0	--	--	--	--	--
2005-06	Yaroslavl	Russia	32	3	6	9	20	3	0	0	0	6
	Yaroslavl 2	Russia-3	7	1	3	4	18	--	--	--	--	--
2006-07	Yaroslavl	Russia	54	5	16	21	46	7	3	0	3	14
2007-08	Ak Bars Kazan	Russia	39	5	5	10	112	8	1	0	1	4

# THE PLAYERS

## IN THE SYSTEM



GOALTENDER

2008-09



### RUSTAMSIDIKOV (ROOS-tuhm SIH-dih-kawf)

Catches left. • 6-1, 158 lbs. • Born, Moscow, Russia, July 5, 1985.  
(Nashville's tenth choice, 133rd overall (fourth round), in 2003 Entry Draft).

**CAREER NOTES:** Spent the 2007-08 season with Valk-494 Tartu of the Estonian League... Played for CSKA Moscow-2 (Russia-3) in 2004-05... Played for Russia at the 2003 U-18 World Championships, earning a bronze medal while posting a 5-1-0 record, 2.10 goals-against average and .917 save percentage.

Season	Club	League	Regular Season							Playoffs							
			GP	W	L	O/T	Mins.	GA	SO	Avg.	GP	W	L	Mins.	GA	SO	Avg.
2000-01	CSKA Moscow Jr.	Russia-Jr.	23	--	--	--	1204	50	--	2.50	--	--	--	--	--	--	--
2001-02	CSKA Moscow 2	Russia-3	1	--	--	--	60	5	0	5.00	3	2	0	149	8	0	3.22
2002-03	CSKA Moscow-18	Russia Jr.	15	--	--	--	764	33	0	2.59	--	--	--	--	--	--	--
	CSKA Moscow 2	Russia-3	2	--	--	--	120	2	0	1.00	--	--	--	--	--	--	--
2007-08	Tartu	Estonia	3	--	--	--	--	--	--	3.01	--	--	--	--	--	--	--



GOALTENDER

### JEREMYSMITH (JAIR-eh-mee SMITHH)

Catches left. • 6-0, 168 lbs. • Born, Dearborn, MI, April 13, 1989.  
(Nashville's second choice, 54th overall (second round), in 2007 Entry Draft).

**CAREER NOTES:** Ranked second in the OHL in save percentage (.921) and tied for fifth in shutouts (3) in addition to finishing in the OHL's Top 10 in wins (23) and goals-against average (2.86) in 2007-08... Also ranked first among OHL goaltenders in shootout save percentage (.760), stopping 19 of the 25 shots he faced... Appeared in all four of the Whalers' 2008 playoff games... Represented the Western Conference in the 2008 OHL All-Star Classic... Named Boston Pizza OHL Player of the Week on Nov. 25, 2007 after backing the Whalers to three wins with a 1.33 goals against average and .964 save percentage... Named ADT CHL Goaltender of the Week on Nov. 11, 2007 after posting two wins with a 1.00 goals against average and .971 save percentage in two starts ... Recorded shutouts in back-to-back starts Nov. 1-9, 2007, stopping all 65 shots he faced... Represented the U.S. at the 2008 World Junior Championships, appearing in six games and posting a 2.40 goals-against average... A member of the 2007 OHL Champion Plymouth Whalers... Played in the 2007 Memorial Cup tournament... Ranked second in the OHL and second among rookie netminders in 2006-07 with a .923 save percentage... Shared the OHL's Dave Pinkney Trophy for the best team goals-against average in 2006-07 and was named to the OHL's All-Academic Team... Recorded one loss in his last 18 games of the 2006-07 season... Notched the win at the 2007 CHL Top Prospects Game, stopping 14 of 15 shots... Honored as the Whalers' Booster Club Player of the Month for Sept./Oct. 2006... Named USA Hockey's 2007 Dave Peterson Goalie of the Year... Won a silver medal with Team USA at the 2006 U-18 Junior World Cup, posting a .928 save percentage and a 2.47 GAA.

			Regular Season								Playoffs							
Season	Club	League	GP	W	L	O/T	Mins.	GA	SO	Avg.	GP	W	L	Mins.	GA	SO	Avg	
2005-06	Plymouth	OHL	5	0	2	0	111	11	0	5.95	--	--	--	--	--	--	--	
2006-07	Plymouth	OHL	34	23	6	1	1901	82	4	2.59	3	2	0	149	8	0	3.22	
2007-08	Plymouth	OHL	40	23	13	1	2431	116	3	2.86	4	0	4	224	29	0	7.77	



## IN THE SYSTEM



LEFT WING

**NIKOSNELLMAN** (NEE-koh SNEHL-mahn)

Shoots left. • 6-3, 208lbs. • Born, Tampere, Finland, March 12, 1988.  
(Nashville's second choice, 105th overall (fourth round), in 2006 Entry Draft).

**CAREER NOTES:** Ranked second in the Finnish junior league and led Ilves Jr. in penalty minutes (137) in 2007-08... Played with the WHL's Regina Pats in 2006-07... Selected by the Regina Pats with the 41st overall selection in the 2006 CHL Entry Draft... Represented Finland (U-17) at the 2006 Viking Cup and posted 32 penalty minutes in four games.

Season	Club	League	Regular Season					Playoffs				
			GP	G	A	PTS	PIM	GP	G	A	PTS	PIM
2004-05	Ilves Tampere U18	Fin-U18	22	5	1	6	44	5	0	0	0	2
2005-06	Ilves Tampere U18	Fin-U18	6	3	8	11	28	6	2	5	7	64
	Ilves Jr.	Finland-Jr.	23	4	4	8	74	3	0	0	0	4
2006-07	Regina	WHL	32	5	5	10	65	--	--	--	--	--
2007-08	Ilves Jr.	Finland-Jr.	31	5	11	16	137	1	0	0	0	0
	Ilves	Finland	--	--	--	--	--	1	0	1	1	0



CENTER

**SERGEISOIN** (SAIR-gay SOY-ihn)

Shoots left. • 6-0, 185lbs. • Born, Moscow, Russia, March 31, 1982.  
(Acquired from Colorado for Tomas Slovák on June 21, 2003).

**CAREER NOTES:** Played his third season for Severstal Cherepovets (Russia) in 2007-08... Played for CSKA Moscow in 2003-04 and 2004-05, along with fellow Nashville prospect Denis Kulyash... Spent five seasons (1998-03) as a regular with the Soviet Wings (Krylja Sovetov)... Won a gold medal with Russia at the 2002 World Junior (U-20) Championships... Originally Colorado's third choice, 50th overall (second round), in the 2000 NHL Entry Draft.

Season	Club	League	Regular Season					Playoffs				
			GP	G	A	PTS	PIM	GP	G	A	PTS	PIM
1998-99	Krylja Sovetov	Russia	34	1	4	5	12	--	--	--	--	--
1999-00	Krylja Sovetov 2	Russia-3	8	2	3	5	12	--	--	--	--	--
	Krylja Sovetov	Russia-2	32	8	8	16	28	14	0	2	2	6
2000-01	Krylja Sovetov 2	Russia-3	8	2	3	5	12	--	--	--	--	--
	Krylja Sovetov	Russia-2	19	6	3	9	8	11	2	2	4	2
2001-02	Krylja Sovetov 2	Russia-3	5	2	6	8	20	--	--	--	--	--
	Krylja Sovetov	Russia	41	5	7	12	8	--	--	--	--	--
2002-03	Krylja Sovetov	Russia	49	8	6	14	40	--	--	--	--	--
2003-04	CSKA Moscow	Russia	49	1	6	7	32	--	--	--	--	--
2004-05	CSKA Moscow	Russia	19	3	3	6	10	--	--	--	--	--
2005-06	Cherepovets	Russia	48	5	12	17	36	4	1	1	2	0
2006-07	Cherepovets	Russia	52	12	12	24	78	5	2	1	3	0
2007-08	Cherepovets	Russia	52	9	11	20	22	7	1	1	2	4

# THE PLAYERS

## IN THE SYSTEM



CENTER



### NICKSPALING (NIHK SPAW-lihng)

Shoots left. • 6-1, 185 lbs • Born, Palmerston, Ont., September 19, 1988.  
(Nashville's third choice, 58th overall (second round), in 2007 Entry Draft).

**CAREER NOTES:** Helped the Kitchener Rangers win the 2008 OHL Championship and reach the Memorial Cup Finals... Tied for second in assists (6) and tied for third in points (8) at the 2008 Memorial Cup... Posted a five-point game (1g-4a) in the Rangers 9-0 victory over Belleville in the Memorial Cup semifinals... Ranked third in 2008 OHL playoffs in goals (14) and fifth in points (30)... Tied for the 2008 OHL playoff lead in power-play goals (8)... Scored the game-winning goal in Game Seven of the OHL Finals series vs. Belleville... Ranked second on Kitchener in goals (38) and third in points (72) in 2007-08 despite missing six weeks with mononucleosis... Also ranked second in the league and led the Rangers in power-play goals (25) in 2007-08... Scored a goal for the Eastern Conference at the 2008 OHL All-Star Classic... Named Boston Pizza OHL Player of the Week on Oct. 21, 2007 after recording eight points (6g-2a) in three games the previous week... Recorded multi-point outings in seven of 11 games in Oct. 2007, including three four-point games (14g-10a)... Ranked third on the 2006-07 Kitchener Rangers with 59 points (23g-36a)... Completed in the 2007 CHL Top Prospects Game.

Season	Club	League	Regular Season					Playoffs				
			GP	G	A	PTS	PIM	GP	G	A	PTS	PIM
2005-06	Kitchener	OHL	62	10	15	25	22	5	0	3	3	0
2006-07	Kitchener	OHL	61	23	36	59	41	9	2	3	5	4
2007-08	Kitchener	OHL	56	38	34	72	18	20	14	16	30	9



DEFENSE

### ALEXANDERSULZER (al-ehx-AN-duhr SUHLT-suhr)

Shoots left. • 6-1, 207lbs. • Born, Kaufbeuren, Germany, May 30, 1984.  
(Nashville's seventh choice, 92nd overall (third round), in 2003 Entry Draft).

**CAREER NOTES:** Tied for first among Milwaukee (AHL) defensemen in assists (25) and ranked third on the Admirals in d-men points (32) and goals (7) in 2007-08, his first season in North America... The lone Milwaukee defenseman to score a shorthanded goal in 2007-08... Notched a seven-game assist streak (7a) from Jan. 20-Feb. 4, 2008, tied for the longest assist streak among AHL blueliners and tied for the sixth-longest streak in the AHL in 2007-08... Missed 19 regular-season games, and all six of Milwaukee's 2008 Calder Cup playoff games due to injury... Played four seasons with Dusseldorf (Germany) (2003-07)... Played six games with Germany at the 2007 World Championships in Russia... Ranked third in defenseman scoring (3g-15a-18pts) with Dusseldorf and led club blueliners in playoff goals (3) in 2005-06... Played for Germany at the 2006 Winter Olympic Games... Skated in three games for Team Germany at the 2005 World Championships... Was named the outstanding defenseman at the D1-Group A World Championships in 2004, leading all defensemen and tying for sixth overall in scoring (2g-7a-9pts)... Opened the 2002-03 season with Kaufbeuren (Germany-2) before joining Hamburg in the first division in the winter... Played for Germany at the 2003 World Junior Championships... The first German player drafted by Nashville.

Season	Club	League	Regular Season				Playoffs					
			GP	G	A	PTS	PIM	GP	G	A	PTS	PIM
2002-03	ESV Kaufbeuren	German-2	26	5	3	8	38	1	0	1	1	4
	Hamburg	Germany	18	0	1	1	18	5	0	0	0	12
2003-04	Dusseldorf	Germany	46	4	1	5	56	4	0	0	0	8
2004-05	Dusseldorf	Germany	42	5	6	11	68	--	--	--	--	--
	EV Duisburg	German-2	--	--	--	--	--	7	0	3	3	6
2005-06	Dusseldorf	Germany	48	3	15	18	82	13	3	6	9	22
2006-07	Dusseldorf	Germany	44	4	11	15	82	9	2	1	3	20
2007-08	Milwaukee	AHL	61	7	25	32	47	--	--	--	--	--



LEFT WING

## RYAN THANG (RIGH-uhh THAYNG)

Shoots right. • 5-11, 190 lbs. • Born, Chicago, IL, May 11, 1987.  
(Nashville's fourth choice, 81st overall (third round), in 2007 Entry Draft).

**CAREER NOTES:** Has yet to miss a game in his first two collegiate seasons at the University of Notre Dame (CCHA)... Helped Notre Dame become the lowest-seeded team in tournament history to reach the NCAA National Championship game in 2008... Led Notre Dame in goals (18), game-winning goals (5) and ranked second on the club in points (32) for the second consecutive season in 2007-08... Also was tops on the Fighting Irish in power-play tallies (7), shots (143) and third on the club in penalty minutes (48)... Tied for fourth in the CCHA in game-winning goals and seventh in the league in shorthanded goals (2)... Helped Notre Dame capture a 2007 conference championship... Led the Fighting Irish with 20 goals and finished second on the club with 41 points (20g-21a) in 2006-07... Joined Notre Dame after two USHL seasons with the Sioux Falls Stampede and the Omaha Lancers... Captained the 2003 U.S. U-17 team that won a gold medal at the Five Nations Tournament in Slovakia... Graduated from Edina High School in Edina, Minn.

Season	Club	League	Regular Season					Playoffs				
			GP	G	A	PTS	PIM	GP	G	A	PTS	PIM
2004-05	Sioux Falls	USHL	58	9	22	31	45	--	--	--	--	--
2005-06	Sioux Falls	USHL	32	8	14	22	52	--	--	--	--	--
	Omaha	USHL	25	15	15	30	26	5	2	1	3	2
2006-07	U. of Notre Dame	CCHA	42	20	21	41	22	--	--	--	--	--
2007-08	U. of Notre Dame	CCHA	47	18	14	32	48	--	--	--	--	--



RIGHT WING

## ANDREASTHURESSON (an-DRAY-uhs THUHR-eh-suhn)

Shoots right. • 6-1, 208 lbs. • Born, Kristianstad, Sweden, Nov. 18, 1987.  
(Nashville's seventh choice, 144th overall (fifth round), in 2007 Entry Draft).

**CAREER NOTES:** The youngest player in the American Hockey League in 2007-08... Played 77 games for Milwaukee (AHL) in his first North American professional season in 2007-08... Scored his first AHL goal in his third career game on Oct. 19, 2007 vs. Iowa... Registered more than half his season points total by tallying a point in eight of 10 games (5g-5a) from Jan. 16-Feb. 6, 2008... Appeared in all six of the Admirals 2008 Calder Cup playoff contests... Signed a three-year contract with Nashville on July 16, 2007... Played his first full season in Sweden's Elite League in 2006-07 with Malmö... Represented Sweden at the 2007 World Junior (U-20) Championships in Sweden.

Season	Club	League	Regular Season					Playoffs				
			GP	G	A	PTS	PIM	GP	G	A	PTS	PIM
2003-04	Malmö U18	Sweden-U18	3	0	0	0	4	--	--	--	--	--
	Tyringe	Sweden-3	12	0	1	1	0	--	--	--	--	--
2004-05	Malmö Jr.	Swede-Jr.	19	2	2	4	16	8	0	0	0	6
	Malmö U18	Sweden-U18	3	1	1	2	4	--	--	--	--	--
2005-06	Malmö Jr.	Swede-Jr.	30	4	4	8	28	3	2	1	3	2
	Malmö U18	Sweden-U18	2	1	0	1	4	--	--	--	--	--
	Malmö Jr.	Swede-Jr.	38	15	18	33	71	--	--	--	--	--
	Malmö	Sweden-2	20	0	2	2	10	--	--	--	--	--
2006-07	Malmö	Sweden	48	10	5	15	26	10	2	2	4	2
2007-08	Milwaukee	AHL	77	11	7	18	37	6	0	0	0	4

# THE PLAYERS

## IN THE SYSTEM



**RIGHT WING**

2008-09



### JOELWARD (JOHL WOHRD)

Shoots right. • 6-2, 205 lbs. • Born, Toronto, Ont., December 2, 1980.  
(Signed as a free agent on July 14, 2008).

**CAREER NOTES:** Signed a one-year contract with Nashville on July 14, 2008... Set AHL career highs in games played (79), goals (21), assists (20) and points (41) in 2007-08 with Houston... Led the Aeros in goals, points and tied for second on the club in assists in 2007-08... Also ranked second on the 2007-08 Aeros in game-winning goals (5) and tied for the club lead in shorthanded markers (2)... Appeared in 11 games with Minnesota in 2006-07, making his NHL debut on Dec. 16, 2006 at Vancouver. Registered his first NHL point (assist) 10 days later at Toronto... Played his first professional season in 2005-06 with Houston... Tied for second on Houston in goals (4) during the 2006 Calder Cup Playoffs... Also tied for the club lead in plus/minus rating (+4) during the 2006 postseason... Signed his first pro contract with Houston on Dec. 4, 2005 and his first NHL contract on Sept. 27, 2006... Played four seasons at the University of Prince Edward Island (2001-05), notching 135 points (76g-76a) in 96 games... Earned AUS conference MVP honors, the CIS Most Sportsmanlike Player award and was named to the CIS All-Canada team as a senior in 2004-05... Named U.P.E.I.'s team MVP his sophomore, junior and senior seasons... One of just three U.P.E.I. Panther alumni to have appeared in an NHL contest... Spent four seasons with the Owen Sound Attack (OHL) from 1997-2001, registering 152 points (76g-76a) in 235 games.

Season	Club	League	Regular Season					Playoffs				
			GP	G	A	PTS	PIM	GP	G	A	PTS	PIM
1997-98	Owen Sound	OHL	47	8	4	12	14	11	1	1	2	5
1998-99	Owen Sound	OHL	58	19	16	35	23	16	2	4	6	0
1999-00	Owen Sound	OHL	63	23	20	43	51	--	--	--	--	--
2000-01	Owen Sound	OHL	67	26	36	62	45	5	2	4	6	4
	Long Beach	WCHL	--	--	--	--	--	8	0	0	0	0
2001-02	U.P.E.I.	CIS	22	13	14	27	16	--	--	--	--	--
2002-03	U.P.E.I.	CIS	19	11	15	26	24	--	--	--	--	--
2003-04	U.P.E.I.	CIS	27	14	24	38	42	--	--	--	--	--
2004-05	U.P.E.I.	CIS	28	16	28	44	42	--	--	--	--	--
2005-06	Houston	AHL	66	8	14	22	34	8	4	2	6	4
2006-07	Minnesota	NHL	11	0	1	1	0	--	--	--	--	--
	Houston	AHL	64	9	14	23	45	--	--	--	--	--
2007-08	Houston	AHL	79	21	20	41	47	4	0	2	2	0
<b>NHL TOTALS</b>			<b>11</b>	<b>0</b>	<b>1</b>	<b>1</b>	<b>0</b>	--	--	--	--	--



**LEFT WING**

### KELSEYWILSON (KEHL-see WIHL-suhn)

Shoots left. • 6-1, 218 lbs. • Born, Sault Ste. Marie, Ont., January 22, 1986.  
(Signed as a free agent on October 6, 2006).

**CAREER NOTES:** Led Milwaukee (AHL) in penalty minutes (179) in 2007-08... Equaled his previous season's offensive output in 12 fewer games in 2007-08... Scored a goal while appearing in all six of the Admirals 2008 Calder Cup playoff games... Led all AHL rookies and Milwaukee in penalty minutes (215) in 2006-07... Led the Guelph Storm (OHL) in penalty minutes (196), ranked second in goals (38) and third in points (38g-31-69pts) in 2005-06... Netted a team-high 12 goals in the 2006 post-season for Guelph... Split the 2004-05 OHL season between Sarnia and Guelph.

Season	Club	League	Regular Season					Playoffs				
			GP	G	A	PTS	PIM	GP	G	A	PTS	PIM
2003-04	Sarnia	OHL	62	5	11	16	106	5	0	0	0	4
2004-05	Sarnia	OHL	37	0	3	3	118	--	--	--	--	--
	Guelph	OHL	23	7	4	11	78	4	0	0	0	9
2005-06	Guelph	OHL	67	38	31	69	196	15	12	6	18	33
2006-07	Milwaukee	AHL	74	9	10	19	215	4	0	0	0	6
2007-08	Milwaukee	AHL	66	8	11	19	179	6	1	0	1	22



## 2008 NHL ENTRY DRAFT



## JUNE 20-21, 2008 IN OTTAWA, ONT.

RD	OVR	NAME	POS	CLUB
1	7	Colin Wilson	C	Boston University (H-East)
1	18	Chet Pickard	G	Tri-City (WHL)
2	38	Roman Josi	D	Bern (Swiss)
5	136	Tyler Stefishen	LW	Langley (BCHL)
6	166	Jeffrey Foss	D	R.P.I. (ECAC)
7	201	Jani Lajunen	C	Espoo (Finland)
7	207	Anders Lindback	G	Brynas (Sweden)



CENTER

**COLIN WILSON** (CAW-lihn WIHL-suhn)

Shoots left. • 6'1", 213 lbs. • Born, Greenwich, CT., October 20, 1989.  
(Nashville's first choice, Seventh overall (first round), in 2008 Entry Draft).

**CAREER NOTES:** Became the fifth player in Boston University history to be named Hockey East Rookie of the Year in 2007-08 after posting 35 points (13g-22a) in 37 games... Ranked second in scoring among Hockey East rookies and third in scoring on the Terriers... Tied for the goal-scoring lead at 2008 World Junior Championships and ranked second on Team USA in points with seven (6g-1a) in six contests... Played in both the 2006 and 2007 Under-18 World Championships, winning a gold medal in 2006 and tying for the tournament scoring lead (5g-7a) while leading Team USA to a silver medal in 2007... Is tied for third on the U.S. Under-18 Team's all-time scoring list at the World Championships with 13 points (5g-8a) in 13 games... Led the U.S. Under-18 National Team Development Program in assists (45) in 2006-07... His dad, Carey, played 12 seasons in the NHL for Calgary, Hartford and N.Y. Rangers and is now a doctor... His grandfather, Gerry, had a brief stint in the NHL with the Montreal Canadiens and later was the Winnipeg Jets team doctor.

Season	Club	League	Regular Season					Playoffs				
			GP	G	A	PTS	PIM	GP	G	A	PTS	PIM
2005-06	USNTDP	U-17	51	19	18	37	14	--	--	--	--	--
	USNTDP	U-18	16	2	4	6	8	--	--	--	--	--
2006-07	USNTDP	U-18	58	32	45	77	53	--	--	--	--	--
2007-08	Boston University	H-East	37	12	23	35	22	--	--	--	--	--

**SCOUTING REPORT:** Is a combination of a skilled and power forward... Very strong, has excellent hands and is a very good passer and playmaker... Makes and takes a difficult pass extremely well... Tough and strong on the puck and is a very smart player who is aware of where teammates are at all times... Reliable defensively, has incredibly quick feet and he can turn quickly while maintaining puck control.

**QUOTEBOOK:** "He will be a guy that brings character, leadership and grit to the organization. The character just exudes out of him and he is a kid that is going to be gritty when the game is on the line. He has a pro body already and is incredibly strong. He is a power forward with a style we have never been able to draft here." - Predators Assistant General Manager Paul Fenton.

## 2008 NHL ENTRY DRAFT



GOALTENDER

2008-09

Professional  
European  
Pro/Amateur  
Amateur

**CHET PICKARD** (CHET PICK-herd)

Catches left. • 6'2", 220 lbs. • Born, Moncton, N.B., November 29, 1989.  
(Nashville's second choice, 18th overall (first round), in 2008 Entry Draft).

**CAREER NOTES:** Won the Del Wilson trophy as the WHL's Goaltender of the Year while leading the Tri-City Americans to the Scotty Munro Trophy as the league's regular season champions in 2007-08... Led all WHL goaltenders in wins (46) and ranked fourth in the league in save percentage (.918) in 2007-08... His 46 wins set a Tri-City franchise record, breaking Brian Boucher's previous mark of 33 wins in 1995-96... Helped the Americans to the 2008 WHL Western Conference final with a 1.78 goals-against average and a .937 save-percentage in the playoffs... Attended Hockey Canada's "Program of Excellence" camp June 12-15, 2008 and Team Canada's National Junior team summer development camp July 25-29, 2008... His brother, Calvin, also a goaltender, is expected to play for the WHL's Seattle Thunderbirds in 2008-09... Wears number 37 because of Washington's Olaf Kolzig - Kolzig is also the owner of the Tri-City Americans.

			Regular Season								Playoffs							
Season	Club	League	GP	W	L	O/T	Mins.	GA	SO	Avg.	GP	W	L	Mins.	GA	SO	Avg	
2005-06	Tri-City	WHL	26	9	9	1	1270	62	3	2.93	--	--	--	--	--	--	--	
2006-07	Tri-City	WHL	29	17	10	1	1577	75	2	2.85	1	0	0	20	1	0	3.00	
2007-08	Tri-City	WHL	64	46	12	4	3779	146	1	2.32	16	11	3	1010	30	3	1.78	

**SCOUTING REPORT:** Is very confident, very strong in the crease and isn't predictable... Net coverage is very good and reads the play well... Presents himself very well in the net and has very good goalie instincts... Is very consistent and is able to put any bad goals behind him.

**QUOTEBOOK:** "The comparable to him - without getting too ahead of ourselves - is Carey Price. He was tutored by him and has the same goalie coach as him. He plays the same 'percentages-style' of game as Carey. He is big and athletic and gets out of his net very well. He can skate and can handle the puck. His game also has a lot of mental toughness to it." - Predators Assistant General Manager Paul Fenton.



DEFENSE

**ROMAN JOSI** (RO-mahn JO-see)

Shoots left. • 6'1", 185 lbs. • Born, Bern, Switzerland, June 1, 1990.  
(Nashville's third choice, 38th overall (second round), in 2008 Entry Draft).

**CAREER NOTES:** Rated the sixth European skater on Central Scouting's final rankings... Played with SC Bern in Switzerland's top division in 2007-08... Has represented Switzerland at both the World Junior Championships and the Under-18 World Championships each of the past two years... Tied for the Swiss team lead in points (1g-4a) and tied for fourth in assists among tournament defensemen at the 2008 Under-18 World Championships... Compares his style of play to the New York Islanders' Mark Streit.

Season	Club	League	Regular Season					Playoffs				
			GP	G	A	PTS	PIM	GP	G	A	PTS	PIM
2006-07	Bern Jr.	Swiss Jr.	33	14	16	30	28	14	1	3	4	2
	Switzerland U-20	Swiss-2	5	1	1	2	2	--	--	--	--	--
	Bern	Swiss	3	0	1	1	0	--	--	--	--	--
2007-08	Bern	Swiss	35	2	6	8	10	6	0	0	0	0
	Neuchatel	Swiss-2	3	2	0	2	4	--	--	--	--	--
	Switzerland U-20	Swiss-2	2	0	1	1	0	--	--	--	--	--

**SCOUTING REPORT:** Gained valuable experience and confidence playing regularly with Bern, a top team in the senior Swiss league... Is a good playmaking defenseman with good decision-making ability and an ability to make tape-to-tape passes.

**QUOTEBOOK:** "We have seen Roman play for two seasons now and he has impressed us with his sense and skill. He has consistently been able to play and succeed against players much older than him as a 17 year old. His biggest strength is his strong hockey sense. He understands the game really well with and without the puck. One thing that really impressed us was his play against Canada at the Under-18 World Championships. He really met that challenge and was the best player on ice." - Predators European Amateur Scout Janne Kekalainen.

## 2008 NHL ENTRY DRAFT



LEFT WING

**TYLER STEFFISHEN**

(TAI-luhr STEF-ish-ehn)

Shoots right. • 5-11", 170 lbs. • Born, N. Vancouver, B.C., August 15, 1990.  
(Nashville's fourth choice, 136th overall (fifth round), in 2008 Entry Draft).

**CAREER NOTES:** Expected to attend Ohio State University (CCHA) in 2008-09... Led the Langley Chiefs and ranked third in the BCHL in points with 81 (33g-48a) in 57 games... Also tied for seventh in the league in goals and tied for eighth in assists in 2007-08... Helped Langley reach the 2008 Coastal Conference Finals with a team-high 16 playoff points (6g-10a)... Played in the 2008 BCHL All-Star Game... His older brother Adam, plays for the Edinburgh Knights of the English Elite League.

Season	Club	League	Regular Season					Playoffs				
			GP	G	A	PTS	PIM	GP	G	A	PTS	PIM
2006-07	Langley	BCHL	59	25	31	56	73	7	5	1	6	8
2007-08	Langley	BCHL	57	33	48	81	71	12	6	10	16	19

**SCOUTING REPORT:** Has a good overall skill set with good puck-handling skills... Is a good skater with good vision, but will need to get more involved in all areas of the ice in order for his game to develop at the next level.

**QUOTEBOOK:** "Taylor is a good two-way player who plays in all situations. He is competitive, and can produce offensively. He has a scorers' shot, but is also an unselfish player who thinks team first and displays a good deal of character and leadership qualities. He is good in the corners and an overall tough kid to play against." - Predators North American Amateur Scout Rick Knickle.



DEFENSE

**JEFFREY FOSS**

(JEFF-ree FOSS)

Shoots right. • 6-2", 208 lbs. • Born, Fargo, N.D., December 12, 1988.  
(Nashville's fifth choice, 166th overall (sixth round), in 2008 Entry Draft).

**CAREER NOTES:** Expected to play his sophomore season at Rensselaer Polytechnic Institute (ECAC) in 2008-09... Attended Nashville's Prospect Development Camp in 2008... Played in all 38 games for R.P.I. in 2007-08 and was an ECAC All-Academic selection... Played four seasons at Moorhead (Minn.) High School (2003-07) before joining Sioux Falls (USHL) at the end of the 2006-07 season... A mechanical engineering major, whose father and grandfather are also engineers.

Season	Club	League	Regular Season					Playoffs				
			GP	G	A	PTS	PIM	GP	G	A	PTS	PIM
2006-07	Moorhead	High-MN	26	15	31	46	28	--	--	--	--	--
	Sioux Falls	USHL	11	0	1	1	10	4	0	1	1	2
2007-08	R.P.I.	ECAC	38	1	3	4	28	--	--	--	--	--

**SCOUTING REPORT:** Stay-at-home defenseman that makes a simple first pass... Strong with good size and battle skills... Keeps his end of the ice and the front of the net clean... Eliminates his man effectively.

**QUOTEBOOK:** "Jeff is a guy we have identified the past couple years coming from high school in Minnesota and in playing a key role at R.P.I. this past season. He is a character guy at a rebuilding program that has kind of flown under the radar, but is someone we had pegged all year long as a sleeper pick for us." - Chief Amateur Scout Jeff Kealty.

## 2008 NHL ENTRY DRAFT



CENTER

2008-09

**JANI LAIJUNEN**

(JAH-nee LAH-joo-nehn)

Shoots left. • 6'1", 174 lbs. • Born, Helsinki, Finland, June 16, 1990.  
(Nashville's sixth choice, 201st overall (seventh round), in 2008 Entry Draft).

**CAREER NOTES:** Expected to play with Espoo in Finland's senior division in 2008-09... Attended Nashville's Prospect Development Camp in 2008... Has played the past two seasons with Espoo's junior team, totaling 31 points (9g-22a) in 53 games from 2006-08 ... Represented Finland at the 2008 Under-18 World Championships... Jumped from being the 81st rated European skater on Central Scouting's Mid-Season Rankings to 49th on its Final Rankings.

Season	Club	League	Regular Season					Playoffs				
			GP	G	A	PTS	PIM	GP	G	A	PTS	PIM
2007-08	Espoo Jr.	Finland-Jr.	25	4	10	14	14	3	0	2	2	6
	Espoo	Finland	1	0	0	0	0	--	--	--	--	--

**SCOUTING REPORT:** A two-way centerman... A fluid skater who can glide well... Hard to play against because of his resilience and determination... A consistent worker... Used on the penalty kill and in critical moments... Has good hockey sense and reacts quick... Enthusiastic athlete who is very coachable.

**QUOTEBOOK:** "Jani understands the game well, likes practicing hard and will test his limits. I project him to be a valuable third-line centerman who is tough to play against because of his size, skating ability and determination. He has enough skill and sense to be even more than that after he is finished growing. His coach in juniors last year and coach of Espoo Blues elite league team where he plays now only have good things to say about him as a person. He will fit in with the Predator mentality really well." - Predators European Amateur Scout Janne Kekalainen.



GOALTENDER

**ANDERS LINDBACK**

(AHN-dehrs LIND-bahck)

Catches left. • 6'6", 198 lbs. • Born, Gavle, Sweden, May 3, 2008.  
(Nashville's seventh choice, 207th overall (seventh round), in 2008 Entry Draft).

**CAREER NOTES:** Played for Almtuna in Sweden's second division in 2007-08... Ranked third among junior goaltenders in Sweden's second division in goals-against average (3.07) and save percentage (.905) in 2007-08... Led the Swedish junior league in goals-against average (1.67), shutouts (5) and ranked second in the league in save percentage (.923) playing for Brynas' junior team in 2006-07... The third-rated European goalie in Central Scouting's Final Rankings.

			Regular Season					Playoffs									
Season	Club	League	GP	W	L	O/T	Mins.	GA	SO	Avg.	GP	W	L	Mins.	GA	SO	Avg.
2005-06	Brynas Jr.	Swed U-18	11	--	--	--	667	36	2	3.24	--	--	--	--	--	--	--
	Brynas Jr.	Sweden Jr.	5	--	--	--	257	7	2	1.63	--	--	--	--	--	--	--
2006-07	Brynas Jr.	Sweden-Jr.	36	--	--	--	2143	81	5	2.27	3	--	--	180	6	0	2.00
2007-08	Almtuna	Sweden-2	18	--	--	--	1034	53	0	3.08	--	--	--	--	--	--	--

**SCOUTING REPORT:** A huge goalie with excellent mobility... Played with men in Sweden's second division in addition to some games in the Under-20 league... Good work ethic off the ice... Missed significant time at the end of the season due to illness.

**QUOTEBOOK:** "Anders has a lot of similarities with Pekka Rinne. He boasts size and athleticism, and competes hard. He will play in the Swedish Elite League next year." - Predators European Amateur Scout Janne Kekalainen.






**104.5**  
**the ZONE**  
**THE Sports Station**



[www.1045TheZone.com](http://www.1045TheZone.com)

Moving  
Ahead.



Middle  
Tennessee's  
Relocation  
Leader

[ZeitlinRealtors.com](http://ZeitlinRealtors.com)



## ZEITLIN RELOCATION SERVICES

1.800.218.3557

"Proud to be the Official Realtor of the Nashville Predators"





**2007-08**

## TEAM NOTES

**MODEL OF CONSISTENCY**

By reaching the 2008 Stanley Cup Playoffs, the Predators are one of just seven franchises (along with Calgary, Dallas, Detroit, New Jersey, Ottawa and San Jose) to reach the postseason in each of the past four seasons. Nashville has recorded 398 points over the last four seasons (91 in 2003-04, 106 in 2005-06, 110 in 2006-07 and 91 in 2007-08).

**Wins since 2005-06**

	05-06	06-07	07-08	TOTAL
Detroit	58	50	54	162
Dallas	53	50	45	148
Ottawa	52	48	43	143
Buffalo	52	53	39	144
San Jose	44	51	49	144
<b>Nashville</b>	<b>49</b>	<b>51</b>	<b>41</b>	<b>141</b>

**HOME Wins since 2005-06**

	05-06	06-07	07-08	TOTAL
Detroit	27	29	29	85
<b>Nashville</b>	<b>32</b>	<b>28</b>	<b>23</b>	<b>83</b>
Calgary	30	30	21	81
Anaheim	26	26	27	79
Dallas	28	28	23	79
Ottawa	29	25	22	76

**STINGY WHILE A MAN DOWN**

The Predators penalty kill finished the season at 85.4% efficiency, good for third-best in the NHL. On the road, the PK extinguished chances against at an 87.2% clip, the second best in the league. Overall the club allowed just 22 power-play goals against on the road, a franchise record. The Preds also closed out the 2007-08 regular season by setting a team record for consecutive games without allowing a man-advantage marker, going 16-for-16 in the final seven games.

**GET THE LEAD, KEEP THE LEAD**

Nashville finished with the league's third-best winning percentage when ahead after two periods, going 26-1-1 (.929). It also finished among the league leaders when scoring the first goal of the game (34-6-4, .773) and when leading after 20 minutes (24-4-2, .800).

**CLUTCH DOWN THE STRETCH**

Nashville saw its most success last season in the third period, where it racked up a Western-Conference best 89 goals, 19 better than 2006-07, to establish a franchise record for third-frame tallies. The Predators outscored their opponents by 16 in the final period of regulation (89-73).

**SHARING THE WEALTH**

The Predators finished the season with 152 five-on-five goals, good for second in the Western Conference, but did not have a single 30-goal scorer in the process. For the second time in franchise history, four players reached the 20-goal mark (J.P. Dumont - 29, Jason Arnott - 28, Alexander Radulov - 26 and Martin Erat - 23) while six others scored 10 or more goals.

**WHITEWASHES**

Goaltenders Dan Ellis and Chris Mason combined for 10 shutouts in 2007-08, the second-highest total in franchise history and the third highest in the league. With six of the 10, Ellis established a franchise record for blankings in a season. The Orangeville, Ont., native scored shutouts in two of his first three starts with the club, and finished the season with a pair in his final four regular-season games.

Additionally, the Preds were on the other end of a shutout only three times in 2007-08, and their plus-seven differential was tops in the league. Nashville went a franchise-record 70 games without a goalless contest from Oct. 25, 2007 to March 28, 2008.

**CAPTAIN ARNOTT**

Jason Arnott was named the fourth captain in franchise history on Sept. 12, 2007, and his consistency was crucial in the club's success in 2007-08. A veteran of 971 NHL games and a Stanley Cup winner in 2000, Arnott tied for the team lead in points (72), in addition to pacing the club in assists (44), power-play goals (13) and plus/minus rating (+19). His assist total not only tied a personal best, but established a franchise record for helpers by a center. The Collingwood, Ont., native also tallied 28 goals, giving him nine consecutive 20-goal seasons and 11 20-goal campaigns in his career. Arnott was also Nashville's representative on the Western Conference All-Star Team, becoming the sixth all-star selection in club history.



## TEAM NOTES

**DUMONT HAS CAREER YEAR, MAKES MARK ON NASHVILLE'S RECORD BOOKS**

In his second year with the franchise, J.P. Dumont led the team in goals (29) and tied for the team point lead (72), establishing career highs in both categories. He ranked among the NHL leaders with eight game-winning goals, in addition to tying a franchise record with the total. Dumont has put together four consecutive 20-goal seasons.

Dumont also made his mark on the franchise record books with arguably the most successful month the team has seen in January. He finished the first month of 2008 with 20 points (6g-14a) in 14 games, good for second in league scoring during that span and Second Star of the Month honors. Those totals do not include his closing out of December 2007 with goals in back-to-back contests, which enabled the Montreal, Que., native notch a career and franchise-best 16-game point streak with 22 points in that span (8g-12a). During the stretch he had a hand in 22 of the team's 51 goals (43.1%).

**KEY ACQUISITIONS**

Nashville flew under the radar at the 2008 Trade Deadline, but its two acquisitions - forwards Jan Hlavac, acquired from Tampa Bay for a seventh-round selection in the 2008 Entry Draft, and Brandon Bochenski, snagged from Anaheim for future considerations, played key roles for the club during its run to a playoff berth.

Hlavac totaled 13 points (3g-10a) after joining the club, and finished the regular season playing on the Predators top line with J.P. Dumont and Jason Arnott. He registered seven points (2g-5a) in the final six games of the year including points on each of the team's final four game-winning goals. Hlavac also got off to a fast start with the Predators, scoring a goal in his first game with the club, while notching four points (1g-3a) in his first four games after coming north from the Lightning.

Bochenski was crucial to the Preds 5-0-1 hot streak down the stretch that helped them reach the postseason as well, most notably scoring a goal while assisting on another in Nashville's rally from a three-goal deficit to top the St. Louis Blues in overtime on April 1.

**ELLIS MAKES HISTORY**

Dan Ellis not only established a franchise-record shutout streak by not allowing a goal in 233:39 - from the first period vs. Chicago on March 22 to 3:21 of overtime on March 30 at Detroit - he also ranks fifth in the NHL since 1943-44 in longest stretches without allowing a goal. Ellis turned aside 147 shots during the streak, and his pair of shutouts gave him six this season, setting a franchise record previously shared by Chris Mason and Tomas Vokoun in 2006-07. The Orangeville, Ont., native also turned aside a career-high 43 shots in whitewash at Columbus on March

25 (tied for the highest saves by a Nashville goalie during the 2007-08 season). Ellis ended the month of March with a 1.75 goals-against average and a .949 save percentage.

**LONGEST SHUTOUT SEQUENCES BY GOALTENDERS SINCE 1943-44**

332:01	Dec. 22 - Jan. 4, 2004	Brian Boucher, Phx.
309:21	Feb. 24 - March 9, 1949	Bill Durnan, Mtl.
245:33	Oct. 15-29, 1950	Turk Broda, Tor.
237:07	Dec. 6-18, 2002	J.S. Giguere, Ana.
<b>233:39</b>	<b>March 22-30, 2008</b>	<b>Dan Ellis, Nsh.</b>

**LEGWAND STANDS ALONE AMONG NASHVILLE SCORERS**

With the first (goal) of his three points on Dec. 1 at Montreal, Nashville center David Legwand (121g-206a-327pts) passed Kimmo Timonen (79g-222a-301pts) for first on the franchise's all-time scoring list.

Nashville's first-ever draft selection (No. 2 overall in 1998), Legwand entered the 2008-09 season as the franchise's all-time leader in goals (121), game-winning goals (28), overtime points (5g-5a-10pts) and multiple-goal games (15). Legwand, who has now appeared in 548 NHL games, needs to play just 26 more games to pass Kimmo Timonen (573) for first on the team's all-time games played list. Legwand also sits second to Timonen (222) all-time in assists (206).

**HEAD COACH BARRY TROTZ GETS HIS 300TH COACHING VICTORY**

The Predators thrilling 4-3 victory over the Columbus Blue Jackets on Dec. 27 was the 300th win for both the Predators and Head Coach Barry Trotz, marking the 18th time a coach has won 300 games with a single NHL team. Buffalo Sabres Head Coach Lindy Ruff is the only other coach who has reached the milestone with his current club, and coaching legend Scotty Bowman is the lone bench boss to do it with two separate squads, winning more than 300 with both Montreal (419) and Detroit (410). Trotz enters 2008-09 13th in wins behind the bench of a single team with an all-time record of 324-308-106.

A couple weeks after his 300th win, Trotz coached his 700th career game on Jan. 13 vs. Chicago, becoming the 13th coach in NHL history to spend that many games coaching a single team. The Dauphin, Manitoba native enters the season 10th in all-time games coached behind, most recently passing Art Ross' tenure with the Boston Bruins from 1924-45.

## TEAM NOTES

Rank	Coach	Team	Games
1	Al Arbour	NY Islanders	1500
2	Billy Reay	Chicago	1012
3	Jack Adams	Detroit	964
4	Toe Blake	Montreal	914
5	Dick Irvin	Montreal	896
6	Glen Sather	Edmonton	842
7	Sid Abel	Detroit	811
8	Lindy Ruff *	Buffalo	801
9	Punch Imlach	Toronto	770
10	<b>Barry Trotz *</b>	<b>Nashville</b>	<b>738</b>
11	Art Ross	Boston	728
12	Milt Schmidt	Boston	726
13	Scotty Bowman	Detroit	701
14	Jacques Martin	Ottawa	692
15	Paul Maurice	Carolina	674
16	Bryan Murray	Washington	672

\* Signifies coaches with active streaks

#### NOTABLE CAREER HIGHS ATTAINED IN 2007-08

**Jason Arnott** - Power-play goals on March 11 vs. San Jose (12)

**J.P. Dumont** - Game-winning goals on Feb. 12 vs. Detroit (6), Goals on March 1 at Dallas (24), Points on March 22 vs. Chicago (67)

**Martin Erat** - Game-winning goals on Nov. 29 at Ottawa (4), Goals on March 4 at Edmonton (21)

**Vernon Fiddler** - Assists on Feb. 19 vs. Edmonton (16), Points on Feb. 23 vs. Dallas (27)

**Scott Nichol** - Goals on Feb. 19 vs. Edmonton (9)

**Alexander Radulov** - Goals on Jan. 31 vs. Columbus (19), Points on Jan. 29 at Boston (38), Assists on Jan. 21 vs. St. Louis (20)

**Jerred Smithson** - Goals (6) and Points (15) on March 15 at Detroit

**Ryan Suter** - Assists on Feb. 12 vs. Detroit (17), Points on March 4 at Edmonton (28)

**Jordin Tootoo** - Goals on Nov. 17 vs. St. Louis (5), Points on Dec. 22 vs. Los Angeles (11)

Coach	Team	Wins
Al Arbour	NY Islanders	740
Glen Sather	Edmonton	464
Dick Irvin	Montreal	431
Scotty Bowman	Montreal	419
Scotty Bowman	Detroit	410
Lindy Ruff *	Buffalo	397
Punch Imlach	Toronto	370
Art Ross	Boston	361
Bryan Murray	Washington	343
Emile Francis	NY Rangers	342
Jacques Martin	Ottawa	341
Sid Abel	Detroit	340
<b>Barry Trotz *</b>	<b>Nashville</b>	<b>324</b>
Fred Shero	Philadelphia	308
Joel Quinneville	St. Louis	307
Pat Quinn	Toronto	300



2007-08

## FINAL SCORING

																	F/O	F/O		
Pos	No.	Player		GP	TOI/G	SHFT/G	G	A	Pts	+/-	PIM	PP	SH	GW	S	%	W-L	WIN%	H	BS
RW	71	J.P. Dumont		80	18:29	22	29	43	72	5	34	7	0	8	192	15.1	3-10	23.1	44	11
C	19	Jason Arnett		79	18:59	22.3	28	44	72	19	54	13	0	3	248	11.3	614-646	48.7	42	23
RW	47	Alexander Radulov		81	16:23	19.8	26	32	58	7	44	4	0	2	183	14.2	0-1	0	17	36
RW	10	Martin Erat		76	18:39	23	23	34	57	-3	40	4	0	6	163	14.1	15-26	36.6	49	16
C	11	David Legwand		65	18:00	22.8	15	29	44	-4	38	4	0	1	144	10.4	305-395	43.6	7	21
D	3	Marek Zidlicky		79	20:49	23.3	5	38	43	-5	63	4	0	0	122	4.1	0-0	0	83	84
LW	17	Jan Hlavac	T.B	62	14:45	17	9	13	22	-10	32	0	0	0	123	7.3	1-7	12.5	55	17
			NSH	18	16:28	20.8	3	10	13	9	8	0	0	2	29	10.3	0-0	0	13	4
			Totals	80	15:08	17.9	12	23	35	-1	40	0	0	2	152	7.9	1-7	12.5	68	21
C	38	Vernon Fiddler		79	13:56	20.6	11	21	32	-4	47	2	1	1	97	11.3	193-191	50.3	52	23
D	20	Ryan Suter		76	20:34	24.5	7	24	31	3	71	1	0	1	138	5.1	0-0	0	57	75
C	14	Radek Bonk		79	15:55	20.7	14	15	29	-31	40	6	0	1	138	10.1	457-422	52	39	25
D	2	Dan Hamhuis		80	22:43	26.1	4	23	27	-4	66	1	0	1	127	3.1	0-0	0	162	69
LW	23	Martin Gelas		57	14:06	18.8	9	11	20	5	20	0	1	1	110	8.2	11-11	50	50	12
D	6	Shea Weber		54	19:29	14.1	6	14	20	-6	49	5	0	2	152	3.9	0-0	0	115	44
RW	22	Jordan Tootoo		63	9:53	14.1	11	7	18	-8	100	0	0	1	98	11.2	2-2	50	64	5
C	12	Scott Nichol		73	13:15	19.2	10	8	18	12	72	0	2	1	101	9.9	441-297	59.8	110	35
D	4	* Ville Koistinen		48	16:47	19.8	4	13	17	13	18	2	0	1	60	6.7	0-0	0	37	30
C	25	Jerred Smithson		81	12:04	18.3	7	9	16	-9	50	0	2	2	61	11.5	298-274	52.1	128	44
D	7	Greg de Vries		77	18:51	23.6	4	11	15	7	71	0	0	1	66	6.1	0-0	0	72	94
RW	24	Brandon Bochenski	BOS	20	12:47	16.8	0	6	6	2	6	0	0	0	30	0	2-4	33.3	8	4
			ANA	12	12:28	17.4	2	2	4	2	6	1	0	0	17	11.8	0-1	0	3	1
			NSH	8	9:00	12.4	1	2	3	2	0	0	0	0	9	11.1	0-0	0	2	0
			Totals	40	11:56	16.1	3	10	13	6	12	1	0	0	56	5.4	2-5	28.6	13	5
C	37	* Rich Peverley		33	10:19	13.4	5	5	10	4	8	0	0	2	43	11.6	61-71	46.2	12	5
RW	41	Jed Ortmeyer		51	12:27	19.3	4	4	8	-8	32	0	1	0	68	5.9	6-6	50	63	23
D	5	Greg Zanon		78	18:27	22.2	0	5	5	-5	24	0	0	0	38	0	0-0	0	160	176
LW	16	Darcy Hordichuk		45	5:09	7.3	1	2	3	-1	60	0	0	1	18	5.6	0-0	0	64	3
D	8	* Kevin Klein		13	14:24	18.8	0	2	2	-3	6	0	0	0	14	0	0-0	0	7	15
G	30	Chris Mason		51	---	---	0	1	1	0	0	0	0	0	0	0	---	---	0	0
RW	15	Josh Langfeld		2	9:47	13	0	0	0	0	0	0	0	0	5	0	0-0	0	2	0
LW	42	* Antti Pihlstrom		1	9:08	13	0	0	0	-1	0	0	0	0	1	0	0-0	0	1	0
G	39	Dan Ellis		44	---	---	0	0	0	0	0	0	0	0	0	0	---	---	0	0
G	35	* Pekka Rinne		1	---	---	0	0	0	0	0	0	0	0	0	0	---	---	0	0

No.	Goaltender	GP	Mins	GAA	W	L	OT	SO	GA	SA	SV%	G	A	PIM
39	Dan Ellis	44	2229	2.34	23	10	3	6	87	1147	0.924	0	0	0
30	Chris Mason	51	2692	2.90	18	22	6	4	130	1278	0.898	0	1	0
35 *	Pekka Rinne	1	29	0.00	0	0	0	0	0	8	1.000	0	0	0
Empty-Net Goals										7	7			
NASHVILLE Totals		82	4983	2.70	41	32	9	10	224	2440	0.908	0	1	0

\* rookie

2007-08

2007-08

# GAME-BY-GAME SUMMARY

#	Date	Team	W/L/O	Record	GF - GA	NSH Scorers	GWG	PP	PK	SF - SA	W - L	Gldr	Attend.
1	10/04/2007	Colorado	W	01-00-00	4-0	19p,19,2,71	19	1-5	3-3	32-35	30 - 31		16363
2	10/06/2007	Dallas	W	02-00-00	5-1	11,71p,11,23,11	71	1-4	8-8	22-29	30 - 41		13079
3	10/10/2007	@ St. Louis	L	02-01-00	1-4	22	22	0-4	6-6	20-32	34 - 30		19150
4	10/11/2007	Phoenix	L	02-02-00	3-6	14p,14,38p	11	2-6	3-5	39-24	35 - 30		12155
5	10/13/2007	Calgary	L	02-03-00	4-7	47p,14,19,71	17	1-4	2-3	25-30	34 - 30		13152
6	10/17/2007	@ Anaheim	L	02-04-00	1-3	20	56	0-2	2-2	29-31	35 - 30		17174
7	10/20/2007	@ San Jose	L	02-05-00	0-3	-	27	0-6	5-6	22-20	20 - 30		17496
8	10/23/2007	@ Los Angeles	L	02-06-00	0-6	-	13	0-1	2-4	17-36	35 - 30		14026
9	10/25/2007	Atlanta	W	03-06-00	3-0	25,22,12	25	0-3	2-2	34-20	39 - 1		13383
10	10/27/2007	Florida	W	04-06-00	4-3	38,14,38,25	25	0-7	2-5	33-27	39 - 29		15767
11	10/30/2007	@ Calgary	L	04-07-00	1-5	47p	18	1-6	5-7	40-33	34 - 30		19289
12	11/01/2007	@ Vancouver	W	05-07-00	3-0	11p,10,19p	11	2-4	6-6	15-29	39 - 1		18630
13	11/02/2007	@ Edmonton	W	06-07-00	4-1	11,19,14,38	19	0-2	3-3	23-31	39 - 32		16839
14	11/04/2007	@ Chicago	W	07-07-00	5-2	11,47p,10,22,19p	10	2-8	4-5	19-32	30 - 39		12086
15	11/07/2007	@ Detroit	O**	07-07-01	2-3	20,71	13	0-5	6-8	30-45	30 - 30		16885
16	11/10/2007	Columbus	W**	08-07-01	4-3	14p,3p,22,10x	10	2-9	6-7	29-39	30 - 30		15947
17	11/12/2007	@ Columbus	W	09-07-01	4-1	71,10,71,10	10	0-3	1-1	31-30	30 - 31		12554
18	11/15/2007	Chicago	W*	10-07-01	5-4	19,47,38,14,10	10	0-4	1-3	37-31	30 - 39		15353
19	11/17/2007	St. Louis	O**	10-07-02	2-3	47,22	22	0-4	4-4	37-20	35 - 30		15246
20	11/19/2007	@ St. Louis	L	10-08-02	1-2	14	22	0-5	3-4	25-22	34 - 30		15239
21	11/22/2007	Detroit	W	11-08-02	3-2	19,10,14p	14	1-7	6-8	29-30	30 - 39		14346
22	11/24/2007	Minnesota	L	11-09-02	3-4	10p,23,38	92	1-3	1-1	43-25	32 - 30		12639
23	11/29/2007	@ Ottawa	W	12-09-02	6-5	2p,7,71,20,23,10	10	1-3	2-2	35-32	39 - 29		19538
24	12/01/2007	@ Montreal	W**	13-09-02	5-4	41s,11,7,14p,10x	10	1-3	5-5	44-26	39 - 39		21273
25	12/04/2007	@ Toronto	L	13-10-02	1-3	6	14	0-5	4-4	35-15	35 - 30		19400
26	12/06/2007	Vancouver	L	13-11-02	2-5	41,10	22	0-3	1-3	28-25	41 - 39		15918
27	12/08/2007	Anaheim	W	14-11-02	4-2	22,47p,20,25s	20	1-10	4-4	33-23	30 - 1		13469
28	12/10/2007	Detroit	L	14-12-02	1-2	23s	51	0-7	6-6	31-35	30 - 39		15056
29	12/13/2007	Colorado	L	14-13-02	1-2	47	14	0-2	2-2	31-32	31 - 30		12456
30	12/15/2007	@ Colorado	L	14-14-02	1-3	23	40	0-2	4-4	32-16	31 - 30		16582
31	12/18/2007	@ Minnesota	L	14-15-02	2-3	19,71p	12	1-5	5-5	32-31	29 - 39		18568
32	12/19/2007	@ Chicago	L	14-16-02	2-5	71p,14p	10	2-5	4-5	21-30	39 - 39		14151
33	12/22/2007	Los Angeles	W	15-16-02	4-3	19,20,19p,19p	19	2-6	6-6	32-37	39 - 35		15698
34	12/23/2007	@ Columbus	W	16-16-02	3-1	11p,71,41	71	1-4	4-4	32-31	30 - 30		15481
35	12/26/2007	@ Chicago	L	16-17-02	2-5	47,3	20	0-6	4-4	32-22	39 - 30		20511
36	12/27/2007	Columbus	W	17-17-02	4-3	19p,47,22,4	4	1-6	4-6	32-39	30 - 30		14331
37	12/29/2007	San Jose	L	17-18-02	2-5	71,47	18	0-5	2-3	21-29	20 - 30		13298
38	12/31/2007	@ Dallas	W	18-18-02	1-0	71	71	0-5	6-6	30-22	39 - 35		18584
39	01/03/2008	Edmonton	W	19-18-02	5-2	71p,25,47,19p,47	47	2-3	6-7	30-28	39 - 32		12676
40	01/05/2008	Minnesota	W	20-18-02	4-1	23,2,71,10	2	0-3	1-1	30-30	39 - 29		17113+
41	01/07/2008	@ Anaheim	L	20-19-02	2-5	3p,71p	25	2-4	1-3	22-37	35 - 39		17174

\* overtime, \*\*shootout, &amp; +sellout (home games only)



# GAME-BY-GAME SUMMARY

#	Date	Team	W/L/O	Record	GF - GA	NSH Scorers	GWG	PP	PK	SF - SA	W - L Gldr	Attend.
42	01/08/2008	@ Los Angeles	W	21-19-02	7-0	16,19,11,12,10,71p,41	16	1-2	3-3	29-28	30 - 35	14751
43	01/12/2008	@ Columbus	O**	21-19-03	1-2	47	13	0-3	1-1	27-29	31 - 30	16230
44	01/13/2008	Chicago	O**	21-19-04	2-3	3p,11p	10	2-5	6-6	37-30	40 - 39	12484
45	01/15/2008	Calgary	W	22-19-04	3-0	10,71,4p	10	1-6	2-2	38-22	30 - 34	11764
46	01/17/2008	Anaheim	L	22-20-04	1-2	19p	10	1-7	6-7	34-16	35 - 30	14193
47	01/19/2008	@ St. Louis	W	23-20-04	5-2	71,11,12s,19,12s	12	0-2	3-4	27-26	30 - 34	19275
48	01/21/2008	St. Louis	W	24-20-04	6-3	6p,12,47,23,47,23	23	1-4	3-3	27-34	30 - 34	13642
49	01/22/2008	@ Colorado	W	25-20-04	4-0	6p,10,47,10p	6	2-5	4-4	29-38	39 - 60	15235
50	01/24/2008	@ Phoenix	O*	25-20-05	3-4	47,37,10	4	0-3	2-2	32-30	30 - 30	12622
51	01/29/2008	@ Boston	L	25-21-05	1-3	47	13	0-2	2-3	38-28	30 - 30	14150
52	01/31/2008	Columbus	W	26-21-05	4-2	47,19p,38,12	38	1-7	2-3	31-33	30 - 31	13745
53	02/02/2008	Phoenix	W*	27-21-05	3-2	11,10,47	47	0-4	3-3	37-37	39 - 30	17113+
54	02/05/2008	Carolina	W	28-21-05	1-0	71	71	0-3	3-3	34-31	30 - 30	13949
55	02/07/2008	Tampa Bay	O*	28-21-06	1-2	47	20	0-2	1-1	19-25	40 - 39	13959
56	02/09/2008	@ San Jose	L	28-22-06	3-4	38,38p,12	14	1-4	5-6	13-27	20 - 30	17496
57	02/10/2008	@ Phoenix	W	29-22-06	6-3	14,11,19,71,37,23	71	0-1	4-5	28-33	39 - 32	14593
58	02/12/2008	Detroit	W	30-22-06	4-2	47,10,71,47	71	0-5	4-6	23-42	30 - 30	15692
59	02/14/2008	Chicago	L	30-23-06	1-6	19p	19	1-4	3-3	25-20	40 - 30	16937
60	02/16/2008	St. Louis	W*	31-23-06	2-1	12,6p	6	1-8	1-1	44-19	39 - 34	17113+
61	02/17/2008	@ Minnesota	O*	31-23-07	4-5	25,10,20,6p	10	1-3	1-2	28-28	32 - 30	18568
62	02/19/2008	Edmonton	W	32-23-07	5-4	12,47,22,19,71	71	0-1	3-4	28-36	39 - 32	13466
63	02/21/2008	Vancouver	O**	32-23-08	2-3	19p,3p	21	2-7	3-4	51-30	1 - 30	17113+
64	02/23/2008	Dallas	L	32-24-08	3-6	4p,71,20p	63	2-5	5-5	27-29	41 - 39	17113+
65	02/27/2008	@ Buffalo	L	32-25-08	4-8	17,19,19p,11p	29	2-6	4-4	33-33	30 - 30	18690
66	03/01/2008	@ Dallas	W	33-25-08	3-1	11,22,71	22	0-6	7-7	28-25	39 - 35	18584
67	03/04/2008	@ Edmonton	W	34-25-08	5-1	71,10,10,10,4	10	0-2	4-4	24-30	39 - 32	16839
68	03/06/2008	@ Vancouver	L	34-26-08	2-6	38s,7	25	0-6	3-5	23-44	1 - 39	18630
69	03/07/2008	@ Calgary	W*	35-26-08	2-1	12,71	71	0-4	6-6	36-30	39 - 34	19289
70	03/09/2008	@ Detroit	L	35-27-08	3-4	6p,10p,22	93	2-7	5-8	23-33	39 - 30	20066
71	03/11/2008	San Jose	L	35-28-08	1-2	19p	9	1-5	4-5	27-42	20 - 39	14965
72	03/13/2008	Los Angeles	L	35-29-08	1-4	71	23	0-4	2-3	38-30	31 - 39	15853
73	03/15/2008	@ Detroit	W	36-29-08	3-1	2,37,25	37	0-3	6-6	27-35	39 - 30	20066
74	03/18/2008	Washington	L	36-30-08	2-4	71p,19	10	1-5	2-3	26-21	38 - 39	17113+
75	03/20/2008	Detroit	L	36-31-08	3-6	47,47,10p	93	1-5	5-6	29-36	39 - 30	17113+
76	03/22/2008	Chicago	W**	37-31-08	2-1	19,47x	47	0-4	0-0	34-38	39 - 39	17113+
77	03/25/2008	Columbus	W	38-31-08	3-0	17,19,14p	17	1-4	6-6	24-36	39 - 30	16330
78	03/28/2008	@ Columbus	W	39-31-08	2-0	17,14	17	0-3	2-2	25-43	39 - 30	15495
79	03/30/2008	@ Detroit	O*	39-31-09	0-1	-	93	0-6	5-5	22-36	39 - 39	20066
80	04/01/2008	@ St. Louis	W*	40-31-09	4-3	24,22,38,37	37	0-1	0-0	26-17	30 - 35	17357
81	04/03/2008	St. Louis	W	41-31-09	3-2	25s,71,7	7	0-2	2-2	30-29	39 - 35	17113+
82	04/04/2008	@ Chicago	L	41-32-09	1-3	37	37	0-3	1-1	30-20	40 - 30	21929

\* overtime, \*\*shootout, &amp; \*sellout (home games only)

## GOALS &amp; SHOTS BY PERIOD

PREDATORS GOALS									PREDATORS SHOTS					OPPONENTS GOALS							OPPONENTS SHOTS				
#	Date	Opp.	1st	2nd	3rd	OT	SO	T	1st	2nd	3rd	OT	T	1st	2nd	3rd	OT	SO	T	1st	2nd	3rd	OT	T	
1	10/4	COL	2	1	1	-	-	4	11	7	14	-	32	0	0	0	-	-	0	15	8	12	-	35	
2	10/6	DAL	1	2	2	-	-	5	4	9	9	-	22	0	0	1	-	-	1	6	11	12	-	29	
3	10/10	@STL	0	1	0	-	-	1	7	9	4	-	20	2	2	0	-	-	4	10	15	7	-	32	
4	10/11	PHX	0	1	2	-	-	3	9	15	15	-	39	1	2	3	-	-	6	11	6	7	-	24	
5	10/13	CGY	1	3	0	-	-	4	8	9	8	-	25	1	3	3	-	-	7	8	11	11	-	30	
6	10/17	@ANA	0	0	1	-	-	1	11	10	8	-	29	1	0	2	-	-	3	9	11	11	-	31	
7	10/20	@S.J	0	0	0	-	-	0	10	4	8	-	22	0	1	2	-	-	3	7	9	4	-	20	
8	10/23	@L.A	0	0	0	-	-	0	4	8	5	-	17	2	2	2	-	-	6	14	7	15	-	36	
9	10/25	ATL	1	1	1	-	-	3	16	10	8	-	34	0	0	0	-	-	0	5	12	3	-	20	
10	10/27	FLA	0	2	2	-	-	4	12	14	7	-	33	1	1	1	-	-	3	6	12	9	-	27	
11	10/30	@CGY	0	0	1	-	-	1	12	13	15	-	40	1	2	2	-	-	5	12	9	12	-	33	
12	11/1	@VAN	2	0	1	-	-	3	3	2	10	-	15	0	0	0	-	-	0	13	9	7	-	29	
13	11/2	@EDM	0	1	3	-	-	4	8	4	11	-	23	0	1	0	-	-	1	8	15	8	-	31	
14	11/4	@CHI	3	0	2	-	-	5	6	8	5	-	19	1	1	0	-	-	2	12	14	6	-	32	
15	11/7	@DET	0	0	2	0	0	2	7	7	13	3	30	1	1	0	0	1	3	16	14	13	2	45	
16	11/10	CBJ	1	1	1	0	1	4	12	6	10	1	29	1	0	2	0	0	3	4	19	14	2	39	
17	11/12	@CBJ	2	0	2	-	-	4	10	11	10	-	31	1	0	0	-	-	1	14	8	8	-	30	
18	11/15	CHI	1	0	3	1	-	5	8	11	17	1	37	0	3	1	0	-	4	8	13	10	0	31	
19	11/17	STL	1	1	0	0	0	2	8	16	7	6	37	0	2	0	0	1	3	6	6	7	1	20	
20	11/19	@STL	0	0	1	-	-	1	10	6	9	-	25	0	1	1	-	-	2	6	8	8	-	22	
21	11/22	DET	1	1	1	-	-	3	7	16	6	-	29	1	1	0	-	-	2	13	7	10	-	30	
22	11/24	MIN	2	0	1	-	-	3	15	15	13	-	43	2	1	1	-	-	4	11	6	8	-	25	
23	11/29	@OTT	2	1	3	-	-	6	14	7	14	-	35	1	1	3	-	-	5	8	11	13	-	32	
24	12/1	@MTL	0	0	4	0	1	5	13	11	20	0	44	2	1	1	0	0	4	10	7	5	4	26	
25	12/4	@TOR	0	0	1	-	-	1	7	14	14	-	35	1	1	1	-	-	3	5	5	5	-	15	
26	12/6	VAN	2	0	0	-	-	2	16	3	9	-	28	1	1	3	-	-	5	8	7	10	-	25	
27	12/8	ANA	2	1	1	-	-	4	19	6	8	-	33	0	1	1	-	-	2	6	10	7	-	23	
28	12/10	DET	0	1	0	-	-	1	9	9	13	-	31	2	0	0	-	-	2	17	8	10	-	35	
29	12/13	COL	0	0	1	-	-	1	6	10	15	-	31	0	0	2	-	-	2	7	14	11	-	32	
30	12/15	@COL	0	1	0	-	-	1	17	9	6	-	32	0	2	1	-	-	3	5	6	5	-	16	
31	12/18	@MIN	1	1	0	-	-	2	8	8	16	-	32	0	0	3	-	-	3	10	10	11	-	31	
32	12/19	@CHI	0	2	0	-	-	2	6	11	4	-	21	3	2	0	-	-	5	11	8	11	-	30	
33	12/22	L.A	1	2	1	-	-	4	11	8	13	-	32	1	1	1	-	-	3	15	12	10	-	37	
34	12/23	@CBJ	0	1	2	-	-	3	4	17	11	-	32	0	0	1	-	-	1	11	11	9	-	31	
35	12/26	@CHI	0	0	2	-	-	2	7	12	13	-	32	2	0	3	-	-	5	5	6	11	-	22	
36	12/27	CBJ	1	1	2	-	-	4	13	6	13	-	32	0	2	1	-	-	3	7	17	15	-	39	
37	12/29	S.J	0	2	0	-	-	2	5	10	6	-	21	1	1	3	-	-	5	10	9	10	-	29	
38	12/31	@DAL	0	1	0	-	-	1	9	15	6	-	30	0	0	0	-	-	0	6	5	11	-	22	
39	1/3	EDM	3	1	1	-	-	5	20	6	4	-	30	1	0	1	-	-	2	9	11	8	-	28	
40	1/5	MIN	3	0	1	-	-	4	12	10	8	-	30	0	1	0	-	-	1	10	11	9	-	30	
41	1/7	@ANA	1	0	1	-	-	2	10	5	7	-	22	0	4	1	-	-	5	7	17	13	-	37	
1st Half Totals:			34	30	47	1	2	114	404	387	412	11	1214	31	42	47	0	2	122	381	415	386	9	1191	
1st Half Averages:			0.8	0.7	1.1	--	--	2.8	9.9	9.4	10.0	--	29.6	0.8	1.0	1.1	--	--	3.0	9.3	10.1	9.4	--	29.0	

## GOALS &amp; SHOTS BY PERIOD

PREDATORS GOALS									PREDATORS SHOTS					OPPONENTS GOALS							OPPONENTS SHOTS				
#	Date	Opp.	1st	2nd	3rd	OT	SO	T	1st	2nd	3rd	OT	T	1st	2nd	3rd	OT	SO	T	1st	2nd	3rd	OT	T	
42	1/8	@L.A	3	2	2	-	-	7	13	10	6	-	29	0	0	0	-	-	0	5	14	9	-	28	
43	1/12	@CBJ	0	1	0	0	0	1	5	12	8	2	27	0	0	1	0	1	2	5	10	9	5	29	
44	1/13	CHI	0	0	2	0	0	2	16	6	13	2	37	0	1	1	0	1	3	9	9	11	1	30	
45	1/15	CGY	0	2	1	-	-	3	10	14	14	-	38	0	0	0	-	-	0	6	7	9	-	22	
46	1/17	ANA	0	0	1	-	-	1	10	9	15	-	34	1	0	1	-	-	2	9	4	3	-	16	
47	1/19	@STL	2	3	0	-	-	5	7	11	9	-	27	1	0	1	-	-	2	8	13	5	-	26	
48	1/21	STL	2	2	2	-	-	6	6	9	12	-	27	1	1	1	-	-	3	10	12	12	-	34	
49	1/22	@COL	1	0	3	-	-	4	10	11	8	-	29	0	0	0	-	-	0	15	10	13	-	38	
50	1/24	@PHX	0	3	0	0	-	3	12	12	8	0	32	1	2	0	1	-	4	14	10	4	2	30	
51	1/29	@BOS	0	1	0	-	-	1	11	14	13	-	38	0	1	2	-	-	3	7	9	12	-	28	
52	1/31	CBJ	2	2	0	-	-	4	11	12	8	-	31	0	2	0	-	-	2	11	9	13	-	33	
53	2/2	PHX	1	1	0	1	-	3	11	8	11	7	37	0	1	1	0	-	2	6	17	14	0	37	
54	2/5	CAR	0	0	1	-	-	1	12	10	12	-	34	0	0	0	-	-	0	13	10	8	-	31	
55	2/7	T.B	1	0	0	0	-	1	7	2	10	0	19	0	1	0	1	-	2	5	12	6	2	25	
56	2/9	@S.J	1	1	1	-	-	3	5	2	6	-	13	1	1	2	-	-	4	5	12	10	-	27	
57	2/10	@PHX	3	0	3	-	-	6	11	10	7	-	28	1	2	0	-	-	3	7	11	15	-	33	
58	2/12	DET	3	1	0	-	-	4	10	6	7	-	23	0	2	0	-	-	2	14	16	12	-	42	
59	2/14	CHI	0	0	1	-	-	1	5	8	12	-	25	3	2	1	-	-	6	9	6	5	-	20	
60	2/16	STL	0	0	1	1	-	2	14	16	13	1	44	1	0	0	0	-	1	12	7	0	0	19	
61	2/17	@MIN	1	0	3	0	-	4	7	6	11	4	28	2	1	1	1	-	5	8	10	6	4	28	
62	2/19	EDM	2	2	1	-	-	5	13	6	9	-	28	1	3	0	-	-	4	11	11	14	-	36	
63	2/21	VAN	0	1	1	0	0	2	17	12	16	6	51	1	1	0	0	1	3	11	7	9	3	30	
64	2/23	DAL	1	0	2	-	-	3	11	9	7	-	27	1	3	2	-	-	6	9	9	11	-	29	
65	2/27	@BUF	0	3	1	-	-	4	10	15	8	-	33	2	4	2	-	-	8	15	6	12	-	33	
66	3/1	@DAL	0	0	3	-	-	3	11	6	11	-	28	0	0	1	-	-	1	7	8	10	-	25	
67	3/4	@EDM	3	2	0	-	-	5	12	7	5	-	24	0	1	0	-	-	1	12	10	8	-	30	
68	3/6	@VAN	2	0	0	-	-	2	9	8	6	-	23	4	1	1	-	-	6	24	11	9	-	44	
69	3/7	@CGY	0	0	1	1	-	2	14	11	10	1	36	0	1	0	0	-	1	6	11	12	1	30	
70	3/9	@DET	0	0	3	-	-	3	7	3	13	-	23	2	2	0	-	-	4	12	13	8	-	33	
71	3/11	S.J	0	0	1	-	-	1	12	3	12	-	27	0	1	1	-	-	2	8	20	14	-	42	
72	3/13	L.A	0	1	0	-	-	1	11	9	18	-	38	0	1	3	-	-	4	9	15	6	-	30	
73	3/15	@DET	1	1	1	-	-	3	9	12	6	-	27	1	0	0	-	-	1	10	13	12	-	35	
74	3/18	WSH	0	1	1	-	-	2	7	9	10	-	26	3	0	1	-	-	4	10	4	7	-	21	
75	3/20	DET	1	0	2	-	-	3	5	11	13	-	29	0	3	3	-	-	6	9	18	9	-	36	
76	3/22	CHI	1	0	0	0	1	2	13	9	10	2	34	1	0	0	0	0	1	7	8	15	8	38	
77	3/25	CBJ	2	0	1	-	-	3	12	5	7	-	24	0	0	0	-	-	0	5	19	12	-	36	
78	3/28	@CBJ	0	2	0	-	-	2	9	9	7	-	25	0	0	0	-	-	0	13	16	14	-	43	
79	3/30	@DET	0	0	0	0	-	0	4	11	6	1	22	0	0	0	1	-	1	6	16	9	5	36	
80	4/1	@STL	0	1	2	1	-	4	8	5	12	1	26	3	0	0	0	-	3	10	3	3	1	17	
81	4/3	STL	1	1	1	-	-	3	10	9	11	-	30	0	2	0	-	-	2	12	10	7	-	29	
82	4/4	@CHI	1	0	0	-	-	1	8	13	9	-	30	3	0	0	-	-	3	9	5	6	-	20	
2nd Half Totals:			35	34	42	4	1	116	405	370	409	27	1211	34	40	26	4	3	107	393	441	383	32	1249	
2nd Half Averages:			0.9	0.8	1.0	--	--	2.8	99	90	10.0	--	29.5	0.8	1.0	0.6	--	--	2.6	9.6	10.8	9.3	--	30.5	
Final Totals:			69	64	89	5	3	230	809	757	821	38	2425	65	82	73	4	5	229	774	856	769	41	2440	
Final Averages:			0.8	0.8	1.1	--	--	2.8	99	9.2	10.0	--	29.6	0.8	1.0	0.9	--	--	2.8	9.4	10.4	9.4	--	29.8	

## SCORING BREAKDOWN

POS	NO.	PLAYER	HOME			ROAD			EVEN STRENGTH			POWER PLAY			SHORTHANDED			TOTAL		
			G	A	PTS	G	A	PTS	G	A	PTS	G	A	PTS	G	A	PTS	G	A	PTS
C	19	Jason Arnott	19	21	40	9	23	32	15	35	50	13	9	22	0	0	0	28	44	72
RW	24	Brandon Bochenski	1	4	5	2	6	8	2	9	11	1	1	2	0	0	0	3	10	13
C	14	Radek Bonk	8	10	18	6	5	11	8	10	18	6	5	11	0	0	0	14	15	29
D	7	Greg de Vries	1	8	9	3	3	6	4	11	15	0	0	0	0	0	0	4	11	15
RW	71	J.P. Dumont	14	26	40	15	17	32	22	34	56	7	9	16	0	0	0	29	43	72
RW	10	Martin Erat	9	19	28	14	15	29	19	23	42	4	11	15	0	0	0	23	34	57
C	38	Vernon Fiddler	6	11	17	5	10	15	8	18	26	2	3	5	1	0	1	11	21	32
LW	23	Martin Gelas	6	6	12	3	5	8	8	11	19	0	0	0	1	0	1	9	11	20
D	2	Dan Hamhuis	2	14	16	2	9	11	3	13	16	1	7	8	0	3	3	4	23	27
LW	17	Jan Hlavac	5	13	18	7	10	17	12	21	33	0	1	1	0	1	1	12	23	35
LW	16	Darcy Hordichuk	0	1	1	1	1	2	1	2	3	0	0	0	0	0	0	1	2	3
D	8	Kevin Klein	0	2	2	0	0	0	0	2	2	0	0	0	0	0	0	0	2	2
D	4	Ville Koistinen	3	7	10	1	6	7	2	4	6	2	9	11	0	0	0	4	13	17
RW	15	Josh Langfeld	0	0	0	0	0	0	0	0	0	0	0	0	0	0	0	0	0	0
C	11	David Legwand	5	17	22	10	12	22	11	19	30	4	9	13	0	1	1	15	29	44
C	12	Scott Nichol	5	4	9	5	4	9	8	7	15	0	1	1	2	0	2	10	8	18
RW	41	Jed Ortmeyer	1	3	4	3	1	4	3	3	6	0	0	0	1	1	2	4	4	8
C	37	Rich Peverley	0	2	2	5	3	8	5	5	10	0	0	0	0	0	0	5	5	10
LW	42	Antti Pihlstrom	0	0	0	0	0	0	0	0	0	0	0	0	0	0	0	0	0	0
RW	47	Alexander Radulov	19	13	32	7	19	26	22	30	52	4	2	6	0	0	0	26	32	58
C	25	Jerred Smithson	5	4	9	2	5	7	5	5	10	0	1	1	2	3	5	7	9	16
D	20	Ryan Suter	3	9	12	4	15	19	6	14	20	1	10	11	0	0	0	7	24	31
RW	22	Jordin Tootoo	6	4	10	5	3	8	11	7	18	0	0	0	0	0	0	11	7	18
D	6	Shea Weber	2	8	10	4	6	10	1	9	10	5	5	10	0	0	0	6	14	20
D	5	Greg Zanon	0	3	3	0	2	2	0	5	5	0	0	0	0	0	0	0	5	5
D	3	Marek Zidlicky	3	22	25	2	16	18	1	17	18	4	21	25	0	0	0	5	38	43
TEAM TOTALS			123	231	354	115	196	311	177	314	491	54	104	158	7	9	16	238	427	665



## GOALS BREAKDOWN

## HAT TRICKS

## For: 3

Date	Player	Opponent
10/6/07	David Legwand	vs. Dallas
12/22/07	Jason Arnott	vs. Los Angeles
3/4/08	Martin Erat	at Edmonton

## Against: 3

Date	Player	Opponent
10/11/07	Fredrik Sjostrom	vs. Phoenix
1/24/08	Radim Vrbata	at Phoenix
2/9/08	Jonathan Cheechoo	at San Jose

## PENALTY SHOTS

## For: 2 (0 goals)

Date	Player	Opponent	Result
12/31/07	Scott Nichol	at Dallas (Marty Turco)	NO GOAL
2/27/08	Scott Nichol	at Buffalo (Ryan Miller)	NO GOAL

## Against: 4 (2 goals)

Date	Goalie	Opponent	Result
10/27/07	Dan Ellis	vs. Florida (Josef Stumpel)	GOAL
12/10/07	Dan Ellis	vs. Detroit (Valtteri Filppula)	GOAL
1/3/08	Dan Ellis	vs. Edmonton (Kyle Brodziak)	NO GOAL
2/10/08	Dan Ellis	at Phoenix (Keith Yandle)	NO GOAL

## EMPTY-NET GOALS

## For: 9

Opp. pulls goalie in final five minutes: (21 times, 2 EX, 9 EN)

Date	Player	Opponent
10/6/07	Martin Gelinás	vs. Dallas
10/25/07	Scott Nichol	vs. Atlanta
11/2/07	Vernon Fiddler	at Edmonton
11/4/07	Jason Arnott	at Chicago
11/12/07	Martin Erat	at Columbus
12/23/07	Jed Ortmeyer	at Columbus
1/21/08	Martin Gelinás	vs. St. Louis
2/10/08	Martin Gelinás	at Phoenix
3/15/08	Jerred Smithson	at Detroit

## Against: 7

Predators pull goalie in final five minutes: (20 times, 5 EX, 7 EN)

Date	Player	Opponent
10/11/07	Radim Vrbata	vs. Phoenix
10/20/07	Milan Michalek	at San Jose
12/6/07	Trevor Linden	vs. Vancouver
12/26/07	Patrick Kane	at Chicago
3/13/08	Matt Ellis	vs. Los Angeles
3/18/08	Alexander Ovechkin	vs. Washington
3/20/08	Pavel Datsyuk	vs. Detroit

## EXTRA-ATTACKER GOALS

## For: 7

Date	Player	Opponent
10/11/07	Vernon Fiddler	vs. Phoenix
10/13/07	Radek Bonk	vs. Calgary
11/19/07	Radek Bonk	at St. Louis
12/1/07	Radek Bonk	at Montreal
1/15/08	Martin Erat	vs. Calgary
3/9/08	Jordin Tootoo	at Detroit
3/18/08	Jason Arnott	vs. Washington

## Against: 5

Date	Player	Opponent
11/15/07	Jason Williams	vs. Chicago
11/29/07	Daniel Alfreðsson	at Ottawa
12/15/07	Jordan Leopold	at Colorado
1/7/08	Chris Kunitz	at Anaheim
2/17/08	Marian Gaborik	at Minnesota

## SHORTHANDED GOALS

## For: 7

Date	Player	Opponent
12/1/07	Jed Ortmeyer	at Montreal
12/8/07	Jerred Smithson	vs. Anaheim
12/10/07	Martin Gelinás	vs. Detroit
1/19/08	Scott Nichol	at St. Louis
1/19/08	Scott Nichol	at St. Louis
3/6/08	Vernon Fiddler	at Vancouver
4/3/08	Jerred Smithson	vs. St. Louis

## Against: 10

Date	Player	Opponent
10/11/07	Fredrik Sjostrom	vs. Phoenix
10/13/07	Matthew Lombardi	vs. Calgary
12/6/07	Trevor Linden	vs. Vancouver
12/8/07	Ryan Getzlaf	vs. Anaheim
12/19/07	Patrick Sharp	at Chicago
12/22/07	Patrick O'Sullivan	vs. Los Angeles
12/26/07	Patrick Sharp	at Chicago
3/6/08	Alex Burrows	at Vancouver
3/13/08	Matt Ellis	vs. Los Angeles
4/4/08	Adam Burish	at Chicago

## GAME NOTES

Overall record:	41-32-9
Home record:	23-14-4
Road record:	18-18-5
Overtime record:	8-9
Shootout record:	3-5

1-goal game record:	17-18
2-goal game record:	7-6
3-goal game record:	17-17
Scoring first:	34-6-4
Opp. scoring first:	7-26-5

Leading after 1 period:	24-4-2
Trailing after 1 period:	4-17-4
Tied after 1 period:	13-11-3
Leading after 2 periods:	26-1-1
Trailing after 2 periods:	5-24-4
Tied after 2 periods:	10-7-4

Outshooting opponent:	19-16-4
Outshot:	20-15-4
Even shots:	2-1-1

1st half of back-to-backs:	5-6-1
2nd half of back-to-backs:	7-3-2
Evening games:	38-31-8
Afternoon games:	3-1-1
Weeknight games:	25-24-4
Weekend games:	16-8-5

October:	4-7-0
November:	8-2-2
December:	6-9-0
January:	8-3-3
February:	6-4-3
March:	7-6-1
April:	2-1-0

Sunday:	3-1-3
Monday:	3-3-0
Tuesday:	9-7-0
Wednesday:	0-5-1
Thursday:	10-8-3
Friday:	3-1-0
Saturday:	13-7-2

GOALS BY PERIOD	1	2	3	OT	T	
PREDATORS	69	64	89	5	227	(2.8 avg.)
Opponents	65	82	73	4	224	(2.7 avg.)

SHOTS BY PERIOD	1	2	3	OT	T	
PREDATORS	809	757	821	38	2425	(29.6 avg.)
Opponents	774	856	769	41	2440	(29.8 avg.)

POWER PLAY	G	ATT	PCT	
Overall	53	358	14.8	(27th NHL)
Home	31	198	15.7	(22nd NHL)
Road	22	160	13.8	(26th NHL)
10 SHORTHANDED GOALS ALLOWED (T-21st NHL)				

PENALTY KILLING	G	TSH	PCT	
Overall	49	335	85.4	(3rd NHL)
Home	27	163	83.4	(12th NHL)
Road	22	172	87.2	(2nd NHL)
7 SHORTHANDED GOALS SCORED (T-16th NHL)				

PENALTIES	GP	MIN	AVG	
PREDATORS	82	1027	12.5	(8th NHL)

SITUATIONAL GOALS FOR AND AGAINST		
	GF	GA
5 on 5	152	150
5 on 4	49	8
5 on 3	2	0
4 on 4	7	9
4 on 3	1	0
3 on 3	0	0
3 on 4	0	0
3 on 5	0	10
4 on 5	7	38
Empty Net	9	7
Penalty Shot	0	2
Totals	227	224

WHEN PREDATORS SCORE:				WHEN OPPOSITION SCORES:			
	W	L	OT		W	L	OT
0 goals	0	2	1	0 goals	10	0	0
1 goal	2	14	2	1 goal	11	0	1
2 goals	4	8	4	2 goals	9	5	2
3 goals	10	6	1	3 goals	7	7	4
4 goals	13	2	1	4 goals	3	6	1
5 goals	8	0	0	5 goals	1	6	1
6 goals	3	0	0	6 goals	0	6	0
7 goals	1	0	0	7 goals	0	1	0
8 or more goals	0	0	0	8 or more goals	0	1	0
TOTALS	41	32	9	TOTALS	41	32	9

## 2007-08 VS. NHL

## EASTERN CONFERENCE

ATLANTIC DIVISION				Home			Road			Overall		
Team	W	L	OT	W	L	OT	W	L	OT	W	L	OT
New Jersey Devils	0	0	0	0	0	0	0	0	0	0	0	0
New York Islanders	0	0	0	0	0	0	0	0	0	0	0	0
New York Rangers	0	0	0	0	0	0	0	0	0	0	0	0
Philadelphia Flyers	0	0	0	0	0	0	0	0	0	0	0	0
Pittsburgh Penguins	0	0	0	0	0	0	0	0	0	0	0	0
<b>Totals vs. Atlantic Division</b>	<b>0</b>	<b>0</b>	<b>0</b>	<b>0</b>	<b>0</b>	<b>0</b>	<b>0</b>	<b>0</b>	<b>0</b>	<b>0</b>	<b>0</b>	<b>0</b>
NORTHEAST DIVISION				Home			Road			Overall		
Team	W	L	OT	W	L	OT	W	L	OT	W	L	OT
Boston Bruins	0	0	0	0	1	0	0	1	0	0	1	0
Buffalo Sabres	0	0	0	0	1	0	0	1	0	0	1	0
Montreal Canadiens	0	0	0	1	0	0	1	0	0	1	0	0
Ottawa Senators	0	0	0	1	0	0	1	0	0	1	0	0
Toronto Maple Leafs	0	0	0	0	1	0	0	1	0	0	1	0
<b>Totals vs. Northeast Division</b>	<b>0</b>	<b>0</b>	<b>0</b>	<b>2</b>	<b>3</b>	<b>0</b>	<b>2</b>	<b>3</b>	<b>0</b>	<b>2</b>	<b>3</b>	<b>0</b>
SOUTHEAST DIVISION				Home			Road			Overall		
Team	W	L	OT	W	L	OT	W	L	OT	W	L	OT
Atlanta Thrashers	1	0	0	0	0	0	1	0	0	1	0	0
Carolina Hurricanes	1	0	0	0	0	0	1	0	0	1	0	0
Florida Panthers	1	0	0	0	0	0	1	0	0	1	0	0
Tampa Bay Lightning	0	0	1	0	0	0	0	0	0	0	0	1
Washington Capitals	0	1	0	0	0	0	0	1	0	0	1	0
<b>Totals vs. Southeast Division</b>	<b>3</b>	<b>1</b>	<b>1</b>	<b>0</b>	<b>0</b>	<b>0</b>	<b>3</b>	<b>1</b>	<b>1</b>	<b>3</b>	<b>1</b>	<b>1</b>
<b>Totals vs. Eastern Conference</b>	<b>3</b>	<b>1</b>	<b>1</b>	<b>2</b>	<b>3</b>	<b>0</b>	<b>5</b>	<b>4</b>	<b>1</b>	<b>5</b>	<b>4</b>	<b>1</b>

## WESTERN CONFERENCE

CENTRAL DIVISION				Home			Road			Overall		
Team	W	L	OT	W	L	OT	W	L	OT	W	L	OT
Chicago Blackhawks	2	1	1	1	3	0	3	4	1	3	4	1
Columbus Blue Jackets	4	0	0	3	0	1	7	0	1	7	0	1
Detroit Red Wings	2	2	0	1	1	2	3	3	2	3	3	2
St. Louis Blues	3	0	1	2	2	0	5	2	1	5	2	1
<b>Totals vs. Central Division</b>	<b>11</b>	<b>3</b>	<b>2</b>	<b>7</b>	<b>6</b>	<b>3</b>	<b>18</b>	<b>9</b>	<b>5</b>	<b>18</b>	<b>9</b>	<b>5</b>
NORTHWEST DIVISION				Home			Road			Overall		
Team	W	L	OT	W	L	OT	W	L	OT	W	L	OT
Calgary Flames	1	1	0	1	1	0	2	2	0	2	2	0
Colorado Avalanche	1	1	0	1	1	0	2	2	0	2	2	0
Edmonton Oilers	2	0	0	2	0	0	4	0	0	4	0	0
Minnesota Wild	1	1	0	0	1	1	1	2	1	1	2	1
Vancouver Canucks	0	1	1	1	1	0	1	2	1	1	2	1
<b>Totals vs. Northwest Division</b>	<b>5</b>	<b>4</b>	<b>1</b>	<b>5</b>	<b>4</b>	<b>1</b>	<b>10</b>	<b>8</b>	<b>2</b>	<b>10</b>	<b>8</b>	<b>2</b>
PACIFIC DIVISION				Home			Road			Overall		
Team	W	L	OT	W	L	OT	W	L	OT	W	L	OT
Anaheim Ducks	1	1	0	0	2	0	1	3	0	1	3	0
Dallas Stars	1	1	0	2	0	0	3	1	0	3	1	0
Los Angeles Kings	1	1	0	1	1	0	2	2	0	2	2	0
Phoenix Coyotes	1	1	0	1	0	1	2	1	1	2	1	1
San Jose Sharks	0	2	0	0	2	0	0	4	0	0	4	0
<b>Totals vs. Pacific Division</b>	<b>4</b>	<b>6</b>	<b>0</b>	<b>4</b>	<b>5</b>	<b>1</b>	<b>8</b>	<b>11</b>	<b>1</b>	<b>8</b>	<b>11</b>	<b>1</b>
<b>Totals vs. Western Conference</b>	<b>20</b>	<b>13</b>	<b>3</b>	<b>16</b>	<b>15</b>	<b>5</b>	<b>36</b>	<b>28</b>	<b>8</b>	<b>36</b>	<b>28</b>	<b>8</b>

## HIGHS &amp; LOWS

## TEAM RECORDS

## 2007-08 Season

7 - 1/8/08 in 7-0 win at Los Angeles  
 8 - 2/27/08 in 8-4 loss at Buffalo  
 12 - 2/27/08 in 8-4 loss at Buffalo  
 4 - 12/1/07 in 3rd per. of 5-4 win at Montreal  
 4 - three times, last 3/6/08 in 1st per. of 6-2 loss at Vancouver  
 2 - 14 times, last 3/9/08 in 4-3 loss at Detroit  
 3 - twice, last 3/9/08 in 4-3 loss at Detroit  
 2 - 1/19/08 in 5-2 win at St. Louis  
 1 - 10 times, last 4/4/08 in 3-1 loss at Chicago

## 2007-08 Season

51 - 2/21/08 in 3-2 SO loss vs. Vancouver  
 45 - 11/7/07 in 3-2 SO loss at Detroit  
 81 - 2/21/08 in 3-2 SO loss vs. Vancouver (NSH 51, VAN 30)  
 20 - twice, last 1/3/08 in 1st per. of 5-2 win vs. Edmonton  
 24 - 3/6/08 in 1st per. of 6-2 loss at Vancouver  
 13 - 2/9/08 in 4-3 loss at San Jose  
 15 - 12/4/07 in 3-1 loss at Toronto  
 2 - three times, last 2/9/08 in 3rd per. of 4-3 loss at San Jose  
 0 - 2/16/08 in 3rd per. of 2-1 OT win vs. St. Louis

## 2007-08 Season

54 - 3/6/08 in 6-2 loss at Vancouver  
 56 - 3/6/08 in 6-2 loss at Vancouver  
 110 - 3/6/08 in 6-2 loss at Vancouver (VAN 56, NSH 54)

## 2007-08 Season

7 - 1/8/08 in 7-0 win at Los Angeles  
 6 - 10/23/07 in 6-0 loss at Los Angeles  
 3 - six times, last 3/22-3/28/08  
 6 - 10/10/07/23/07

## 2007-08 Season

2 - twice, last 3/22/08 in 2-1 win vs. Chicago  
 3 - five times, last 2/21/08 in 3-2 loss vs. Vancouver  
 2 - three times, last 1/13/08 in 3-2 loss vs. Chicago  
 3 - seven times, last 3/22/08 in 2-1 win vs. Chicago

## GOALS

Most goals scored, game  
 Most goals allowed, game  
 Most goals by both teams, game  
 Most goals scored, period  
 Most goals allowed, period  
 Most power play goals scored, game  
 Most power play goals allowed, game  
 Most shorthanded goals scored, game  
 Most shorthanded goals allowed, game

## SHOTS

Most shots, game  
 Most shots allowed, game  
 Most shots by both teams, game  
 Most shots, period  
 Most shots allowed, period  
 Fewest shots, game  
 Fewest shots allowed, game  
 Fewest shots, period  
 Fewest shots allowed, period

## PENALTY MINUTES

Most penalty minutes, game  
 Most penalty minutes by opponents, game  
 Most penalty minutes by both teams, game

## WINS &amp; LOSSES

Largest margin of victory  
 Largest margin of defeat  
 Longest winning streak  
 Longest losing streak

## SHOOTOUTS

Most shootout goals, game  
 Most shootouts attempts, game  
 Most shootout goals against, game  
 Most shootout attempts against, game

## Franchise Record

9 - twice, last 3/18/06 in 9-4 win vs. Calgary  
 8 - four times, last 2/27/08 in 8-4 loss at Buffalo  
 14 - 10/5/06 in 8-6 loss vs. Chicago  
 6 - 12/17/05 in 2nd per. of 7-3 win vs. Columbus  
 4 - 24 times, last 3/6/08 in 1st per. of 6-2 loss at Vancouver  
 6 - 3/4/04 in 9-4 win at Pittsburgh  
 5 - 10/7/06 in 6-5 loss at Minnesota  
 2 - three times, last 1/19/08 in 5-2 win at St. Louis  
 2 - twice, last 3/2/02 in 5-2 loss at Calgary

## Franchise Record

52 - 10/14/99 in 5-1 loss vs. San Jose  
 57 - 10/21/98 in 5-2 loss at Detroit  
 90 - 11/16/06 in 7-6 loss vs. Minnesota (NSH 45, MIN 45)  
 23 - 2/28/04 in 2nd per. of 2-1 win vs. NY Rangers  
 27 - 10/21/98 in 2nd per. of 5-2 loss at Detroit  
 1 - 1/27/01 in 5-1 loss vs. Colorado  
 12 - 3/4/03 in 2-1 loss at St. Louis  
 1 - three times, last 3/12/02 in 1st per. of 5-0 loss vs. Vancouver  
 0 - 2/16/08 in 3rd per. of 2-1 OT win vs. St. Louis

## Franchise Record

95 - 10/25/05 in 5-3 win vs. Chicago  
 125 - 10/30/03 in 5-3 win vs. Detroit  
 210 - 10/30/03 in 5-3 win vs. Detroit (DET 125, NSH 85)

## Franchise Record

7 - twice, last 1/8/08 in 7-0 win at Los Angeles  
 8 - 1/11/99 in 8-0 loss at Philadelphia  
 8 - 10/5/10/25/05  
 7 - 11/20/12/2/99

## Franchise Record

4 - 3/21/06 in 3-2 win vs. Detroit  
 6 - 3/21/06 in 3-2 win vs. Detroit  
 3 - three times, last 4/3/07 in 3-2 loss vs. Chicago  
 6 - 3/21/06 in 3-2 win vs. Detroit

## INDIVIDUAL RECORDS

## 2007-08 Season

3 - three times, last Martin Erat, 3/4/08 at Edmonton  
 3 - three times, last Jonathan Cheechoo, 2/9/08 at San Jose  
 2 - four times, last Martin Erat, 3/4/08 at Edmonton (1st per.)  
 2 - nine times, last Pavel Datsyuk 3/20/08 vs. Detroit (3rd per.)

## 2007-08 Season

3 - five times, last Jan Hlavac, 4/3/08 vs. St. Louis  
 4 - Tony Lydman, 2/27/08 at Buffalo  
 2 - 18 times, last Jan Hlavac, 3/4/08 at Edmonton (1st per.)  
 2 - 20 times, last David Backes, 4/1/08 at St. Louis (1st per.)

## 2007-08 Season

4 - three times, last Jason Arnott (3g-1a), 12/22/07 vs. Los Angeles  
 4 - five times, last Tony Lydman (4a), 2/27/08 at Buffalo  
 3 - twice, last David Legwand (1g-2a), 12/1/07 at Montreal (3rd per.)  
 2 - 43 times, last Patrick Kane (1g-1a), 4/4/08 at Chicago (1st per.)

## 2007-08 Season

12 - Jason Arnott, 12/4/07 at Toronto  
 7 - Jason Arnott, 12/4/07 at Toronto (3rd per.)

## 2007-08 Season

25 - Greg de Vries, 3/6/08 at Vancouver  
 32 - Kevin Bieksa, 3/6/08 at Vancouver

## 2007-08 Season

6 - twice, last Alexander Radulov (7g), 1/21/08-2/2/08  
 5 - three times, last J.P. Dumont (6a), 1/21/08- 1/31/08  
 16 - J.P. Dumont (8g-14a), 12/29/07-1/31/08

## 2007-08 Season

43 - twice, last Dan Ellis, 3/28/08 at Columbus  
 49 - Roberto Luongo, 2/21/08 vs. Vancouver  
 6 - Dan Ellis, 10/25-12/1/07  
 7 - Chris Mason, 10/10-10/30/07  
 3 - seven times, last Dan Ellis, 3/22/08 in 2-1 win vs. Chicago  
 2 - Dan Ellis, 1/13/08 vs. Chicago

## GOALS

Most goals scored, game  
 Most goals by an opponent, game  
 Most goals scored, period  
 Most goals by an opponent, period

## ASSISTS

Most assists, game  
 Most assists by an opponent, game  
 Most assists, period  
 Most assists by an opponent, period

## POINTS

Most points, game  
 Most points by an opponent, game  
 Most points, period  
 Most points by an opponent, period

## SHOTS

Most shots, game  
 Most shots, period

## PENALTY MINUTES

Most penalty minutes, game  
 Most penalty minutes by an opponent, game

## STREAKS

Longest goal-scoring streak  
 Longest assist streak  
 Longest point-scoring streak

## GOALTENDERS

Most saves, game  
 Most saves by an opposing goaltender, game  
 Longest winning streak  
 Longest losing streak  
 Most shootout attempts against, game  
 Most shootout goals against, game

## Franchise Record

3 - 15 times, last Martin Erat, 3/4/08 at Edmonton  
 3 - 21 times, last Jonathan Cheechoo, 2/9/08 at San Jose  
 3 - twice, last Steve Sullivan, 12/14/06 vs. Ottawa (2nd per.)  
 2 - 56 times, last Pavel Datsyuk 3/20/08 vs. Detroit (3rd per.)

## Franchise Record

5 - Marek Zidlicky, 2/18/04 vs. San Jose  
 5 - twice, last Peter Forsberg, 1/1/03 vs. Colorado  
 3 - 10 times, last Peter Forsberg, 3/3/07 at Los Angeles (3rd per.)  
 4 - Paul Kariya, 12/16/98 at Anaheim (2nd per.)

## Franchise Record

5 - twice, last Dan Hamhuis (1g-4a), 3/4/04 at Pittsburgh  
 6 - Peter Forsberg (1g-5a), 1/1/03 vs. Colorado  
 3 - 24 times, last David Legwand (1g-2a), 12/1/07 at Montreal (3rd per.)  
 4 - Paul Kariya (4a), 12/16/98 at Anaheim (2nd per.)

## Franchise Record

12 - Jason Arnott, 12/4/07 at Toronto  
 7 - Jason Arnott, 12/4/07 at Toronto (3rd per.)

## Franchise Record

35 - Jeremy Stevenson, 10/25/05 vs. Chicago  
 34 - twice, last Krzysztof Oliwa, 3/20/04 at Calgary

## Franchise Record

6 - twice, last Alexander Radulov (7g), 1/21/08-2/2/08  
 7 - twice, last Kimmo Timonen (8a), 2/23-3/7/03  
 16 - J.P. Dumont (8g-14a), 12/29/07-1/31/08

## Franchise Record

52 - Mike Dunham, 10/21/98 at Detroit  
 51 - Steve Shields, 10/14/99 vs. San Jose  
 7 - twice, last Tomas Vokoun, 10/5-10/25/05  
 7 - Chris Mason, 10/10-10/30/07  
 6 - Tomas Vokoun, 3/21/06 at Detroit  
 3 - three times, last Chris Mason, 4/3/07 vs. Chicago



## THE LAST TIME

**Predators win in four-on-four overtime:**

Home: 2/16/08 vs. St. Louis (2-1, Weber, PPG)  
 Away: 4/1/08 at St. Louis (4-3, Peverley)

**Opponent wins in four-on-four overtime:**

Home: 2/7/08 vs. Tampa Bay (1-2, Prospal)  
 Away: 3/30/08 at Detroit (0-1, Franzen)

**Predators win via shootout:**

Home: 3/22/08 vs. Chicago (2-1, Radulov)  
 Away: 12/1/07 at Montreal (5-4, Erat)

**Opponent wins via shootout:**

Home: 2/21/08 vs. Vancouver (2-3, Raymond)  
 Away: 1/12/08 at Columbus (1-2, Zherdev)

**Predators shut out opponent:**

Home: 3/25/08 vs. Columbus (3-0, Ellis)  
 Away: 3/28/08 at Columbus (2-0, Ellis)

**Opponent shut out Predators:**

Home: 1/13/04 vs. Los Angeles (0-0, Cechmanek)  
 Away: 3/30/08 at Detroit (0-1, Hasek)

**Predators played a scoreless game:**

Home: 1/13/04 vs. Los Angeles  
 Away: 3/21/01 at Minnesota

**Predators had two straight shutouts:**

3/25/08 vs. Columbus (3-0, Ellis) and  
 3/28/08 at Columbus (2-0, Ellis)

**Predators were shut out in two straight games:**

10/20/07 at San Jose (0-3, Nabokov) and  
 10/23/07 at Los Angeles (0-6, LaBarbera)

**Predators had 50-or-more shots:**

Home: 2/21/08 vs. Vancouver (51)

**Opponent had 50-or-more shots:**

Home: 2/9/99 vs. Detroit (50)  
 Away: 10/21/98 at Detroit (57)

**Predators had 20-or-more shots in a period:**

Home: 1/3/08 vs. Edmonton (1st per., 20)  
 Away: 12/1/07 at Montreal (3rd per., 20)

**Opponent had 20-or-more shots in a period:**

Home: 3/11/08 vs. San Jose (2nd per., 20)  
 Away: 3/6/08 at Vancouver (1st per., 24)

**Predators held an opponent shotless in a period:**

Home: 2/16/08 vs. St. Louis (3rd per.)

**Predators scored three (or more) power play goals:**

Home: 2/22/07 vs. Montreal (3)  
 Away: 3/3/07 at Los Angeles (3)

**Opponent scored three (or more) power play goals:**

Home: 10/27/07 vs. Florida (3)  
 Away: 3/9/08 at Detroit (3)

**Predator scored shorthanded:**

Home: 4/3/08 vs. St. Louis (Smithson)  
 Away: 3/6/08 at Vancouver (Fiddler)

**Opponent scored shorthanded:**

Home: 3/13/08 vs. Los Angeles (Ellis)  
 Away: 4/4/08 at Chicago (Burish)

**Predators scored two shorthanded goals:**

Home: 11/18/99 vs. Montreal (Timonen, Walker)  
 Away: 1/19/08 at St. Louis (Nichol, twice)

**Opponent scored two shorthanded goals:**

Away: 3/2/02 at Calgary (Iginla, Clark)

**Predator recorded a hat trick:**

Home: 12/22/07 vs. Los Angeles (Arnott)  
 Away: 3/4/08 at Edmonton (Erat)

**Opponent recorded a hat trick:**

Home: 10/11/07 vs. Phoenix (Sjostrom)  
 Away: 2/9/08 at San Jose (Cheechoo)

**Predator notched four-or-more points:**

Home: 12/22/07 vs. Los Angeles (Arnott, 3g-1a)  
 Away: 11/29/07 at Ottawa (Dumont, 1g-3a)

**Opponent notched four-or-more points:**

Home: 2/23/08 vs. Dallas (Ribeiro, 2g-2a & Morrow, 1g-3a)  
 Away: 2/27/08 at Buffalo (Lydman, 4a)

**Predators scored an empty-net goal:**

Home: 1/21/08 vs. St. Louis (Gelinias)  
 Away: 3/15/08 at Detroit (Smithson)

**Opponent scored an empty-net goal:**

Home: 3/20/08 vs. Detroit (Datsyuk)  
 Away: 12/26/07 at Chicago (Kane)

**Predators scored 5+ goals:**

Home: 2/19/08 vs. Edmonton (5-4)  
 Away: 3/4/08 at Edmonton (5-1)

**Opponent scored 5+ goals:**

Home: 3/20/08 vs. Detroit (3-6)  
 Away: 3/6/08 at Vancouver (2-6)

**Predators won by 5-or-more goals:**

Home: 2/14/07 vs. San Jose (5-0)  
 Away: 1/8/08 at Los Angeles (7-0)

**Predators lost by 5-or-more goals:**

Home: 2/14/08 vs. Chicago (1-6)  
 Away: 10/23/07 at Los Angeles (0-6)

**Predator recorded a point in his NHL debut:**

Home: 12/1/05 vs. Minnesota (Zanon, assist)  
 Away: 3/4/07 at Anaheim (Peverley, assist)

**Predator recorded a point in his Predators' debut:**

Home: 10/5/06 vs. Chicago (Dumont, goal & Vasicek, goal)  
 Away: 2/27/08 at Buffalo (Hlavac, goal)

**Predators goaltender credited with a goal:**

Home: 4/15/06 vs. Phoenix (Mason)

**Predators goaltender assisted on a goal:**

Home: 2/22/07 vs. Montreal (Vokoun)  
 Away: 11/12/07 at Columbus (Mason)

**Predators had a penalty shot:**

Home: 2/19/07 vs. Phoenix (Dumont, goal)  
 Away: 2/27/08 at Buffalo (Nichol, no goal)

**Opponent had a penalty shot:**

Home: 1/3/08 vs. Edmonton (Brodziak, no goal)  
 Away: 2/10/08 at Phoenix (Yandle, no goal)

**No penalties against Predators:**

Home: 3/22/08 vs. Chicago

**Predators scored game-winning goal in the final minute of regulation/overtime:**

Home: 2/2/08 vs. Phoenix (Radulov)  
 Away: 12/23/07 at Columbus (Dumont)

**Opponent scored game-tying or game-winning goal in the final minute of regulation/overtime:**

Home: 4/1/03 vs. Anaheim (Thomas)  
 Away: 2/17/08 at Minnesota (Gaborik)

**Predators scored with an extra attacker:**

Home: 3/18/08 vs. Washington (Arnott)  
 Away: 3/9/08 at Detroit (Tootoo)

**Opponent scored with an extra attacker:**

Home: 11/15/07 vs. Chicago (J. Williams)  
 Away: 2/17/08 at Minnesota (Gaborik)

## SHOOTOUTS

## NASHVILLE GOALTENDERS

Goalie	G	ATT	%	W-L
Mason	5	13	61.54%	1-3
Ellis	4	9	55.56%	2-2
<b>TEAM TOTALS</b>	<b>9</b>	<b>22</b>	<b>59.09%</b>	<b>3-5</b>

## OPPOSING GOALTENDERS

Goalie	G	ATT	%	W-L
Leclaire (CBJ)	0	3	100.00%	1-0
Luongo (VAN)	0	3	100.00%	1-0
Toivonen (STL)	0	3	100.00%	1-0
Osgood (DET)	0	2	100.00%	1-0
Lalime (CHI)	1	3	66.67%	1-0
Norrena (CBJ)	1	2	50.00%	0-1
Huet (MTL)	2	3	33.33%	0-1
Khabibulin (CHI)	2	2	0.00%	0-1
<b>OPP. TOTALS</b>	<b>6</b>	<b>21</b>	<b>71.43%</b>	<b>5-3</b>

## NASHVILLE SHOOTERS

Player	G	ATT	%	GDG
Bonk	2	2	100.00%	0
Peverley	1	1	100.00%	0
Erat	2	5	40.00%	2
Radulov	1	8	12.50%	1
Legwand	0	1	0.00%	0
Dumont	0	4	0.00%	0
<b>TEAM TOTALS</b>	<b>6</b>	<b>21</b>	<b>28.57%</b>	<b>3</b>

## OPPOSING SHOOTERS

PLAYER	G	ATT	%	GDG
Kane (CHI)	2	2	100.00%	0
Boyes (STL)	1	1	100.00%	1
Datsyuk (DET)	1	1	100.00%	1
S. Koivu (MTL)	1	1	100.00%	0
Raymond (VAN)	1	1	100.00%	1
Zetterberg (DET)	1	1	100.00%	0
Zherdev (CBJ)	1	1	100.00%	1
Sharp (CHI)	1	2	50.00%	1
Brule (CBJ)	0	1	0.00%	0
Footo (CBJ)	0	1	0.00%	0
Havlat (CHI)	0	1	0.00%	0
Kariya (STL)	0	1	0.00%	0
A. Kostitsyn (MTL)	0	1	0.00%	0
Kovalev (MTL)	0	1	0.00%	0
Nash (CBJ)	0	1	0.00%	0
Novotny (CBJ)	0	1	0.00%	0
Peca (CBJ)	0	1	0.00%	0
Perron (STL)	0	1	0.00%	0
Shannon (VAN)	0	1	0.00%	0
Toews (CHI)	0	1	0.00%	0
<b>OPP. TOTALS</b>	<b>9</b>	<b>22</b>	<b>40.91%</b>	<b>5</b>

## NOVEMBER 7, 2007 at DETROIT

Team	Shooter	Goaltender	Result	SO Score
DET	Datsyuk	Mason	G	0-1
NSH	Radulov	Osgood	S	0-1
DET	Zetterberg	Mason	G	0-2
NSH	Dumont	Osgood	M	0-2

(Detroit wins shootout, 2-0)

## NOVEMBER 10, 2007 vs. COLUMBUS

CBJ	Novotny	Mason	S	0-0
NSH	Radulov	Norrena	S	0-0
CBJ	Brule	Mason	S	0-0
NSH	Erat	Norrena	G	1-0
CBJ	Footo	Mason	M	1-0

(Nashville wins shootout, 1-0)

## NOVEMBER 17, 2007 vs. ST. LOUIS

STL	Perron	Mason	M	0-0
NSH	Dumont	Toivonen	S	0-0
STL	Kariya	Mason	S	0-0
NSH	Erat	Toivonen	S	0-0
STL	Boyes	Mason	G	0-1
NSH	Radulov	Toivonen	S	0-1

(St. Louis wins shootout, 1-0)

## DECEMBER 1, 2007 at MONTREAL

NSH	Bonk	Huet	G	1-0
MTL	Kovalev	Ellis	S	1-0
NSH	Erat	Huet	G	2-0
MTL	S. Koivu	Ellis	G	2-1
NSH	Radulov	Huet	M	2-1
MTL	A. Kostitsyn	Ellis	M	2-1

(Nashville wins shootout, 2-1)

## JANUARY 12, 2008 at COLUMBUS

CBJ	Zherdev	Mason	G	0-1
NSH	Radulov	Leclaire	S	0-1
CBJ	Peca	Mason	S	0-1
NSH	Erat	Leclaire	M	0-1
CBJ	Nash	Mason	S	0-1
NSH	Dumont	Leclaire	S	0-1

(Columbus wins shootout, 1-0)

## JANUARY 13, 2008 vs. CHICAGO

NSH	Bonk	Lalime	G	1-0
CHI	Kane	Ellis	G	1-1
NSH	Erat	Lalime	S	1-1
CHI	Havlat	Ellis	S	1-1
NSH	Radulov	Lalime	S	1-1
CHI	Sharp	Ellis	G	1-2

(Chicago wins shootout, 2-1)

## FEBRUARY 21, 2008 vs. VANCOUVER

NSH	Radulov	Luongo	S	0-0
VAN	Raymond	Mason	G	0-1
NSH	Dumont	Luongo	S	0-1
VAN	Shannon	Mason	S	0-1
NSH	Legwand	Luongo	S	0-1

(Vancouver wins shootout, 1-0)

## MARCH 22, 2008 vs. CHICAGO

CHI	Kane	Ellis	G	0-1
NSH	Peverley	Khabibulin	G	1-1
CHI	Toews	Ellis	S	1-1
NSH	Radulov	Khabibulin	G	2-1
CHI	Sharp	Ellis	S	2-1

(Nashville wins shootout, 2-1)

G = Goal, M = Missed Shot, S = Shot  
Shootout-deciding goal in italics

2007-08

# PLAYER GAME-BY-GAME SUMMARY

Date	Opp	HAMMUIS # 2	ZIDLICKY # 3	KOISTINEN # 4	ZANON # 5	WEBER # 6	DE VRIES # 7	KLEIN # 8
Oct 4	Vs COL	1-0 4/1 22:48	0-1 3/1 22:22	DND	0-0 1/0 24:30	0-0 1/0 21:19	0-1/1/2 22:53	INJ
Oct 6	Vs DAL	0-2 1/3 23:54	0-1/0 16:39	0-0 1/0 16:07	0-0 0/0 23:57	INJ	0-1/0 17:43	INJ
Oct 10	@ STL	0-1/2 4 23:40	0-0 0/0 21:34	0-0 1/0 14:08	0-0 0/0 21:02	INJ	0-0 1/3 17:13	INJ
Oct 11	Vs PHX	0-1 5/1 25:18	0-1 5/4 23:11	0-0 1/0 17:18	0-0 3/1 18:16	INJ	0-1/0 14:58	INJ
Oct 13	Vs CGY	0-1 2/1 21:31	0-0 4/1 21:03	0-0 1/0 17:42	0-0 0/2 19:27	INJ	0-0 0/2 19:37	INJ
Oct 17	@ ANA	0-0 1/2 21:10	0-1 2/1 21:30	0-0 0/0 15:45	0-0 2/1 21:50	INJ	0-0 0/2 13:05	INJ
Oct 20	@ S.J	0-0 2/2 25:20	0-0 0/0 24:21	DND	0-0 0/0 20:33	INJ	0-0 0/0 17:57	0-0 1/0 7:54
Oct 23	@ L.A	0-0 3/1 24:34	0-0 1/1 21:04	DND	0-0 0/2 16:00	INJ	0-0 0/1 22:20	0-0 2/2 13:17
Oct 25	Vs ATL	0-0 3/1 24:58	DND	0-0 2/0 16:48	0-1/0 2 18:35	INJ	0-0 1/1 20:45	0-1/2 16:10
Oct 27	Vs FLA	0-0 3/1 24:32	0-1 1/1 17:40	DND	0-0 0/1 17:17	INJ	0-1/2 3 17:31	0-0 1/0 14:02
Oct 30	@ CGY	0-0 3/2 22:57	0-1 4/0 21:31	DND	0-0 1/1 20:01	INJ	0-0 2/2 16:31	0-0 2/1 14:28
Nov 1	@ VAN	0-0 0/1 23:55	0-0 0/0 22:59	0-0 0/0 13:31	0-0 0/0 18:30	INJ	0-0 0/1 19:00	DND
Nov 2	@ EDM	0-0 0/1 26:14	0-0 0/1 18:50	0-1 0/3 15:26	0-0 0/3 20:23	INJ	0-1/1 20:10	DND
Nov 4	@ CHI	0-0 0/0 24:25	0-1 2/0 19:18	0-0 0/2 16:00	0-0 0/1 19:53	INJ	0-0 0/1 18:18	DND
Nov 7	@ DET	0-0 1/1 30:06	0-0 0/1 16:09	0-0 2/1 19:26	0-0 1/0 24:01	INJ	0-0 0/0 19:13	DND
Nov 10	Vs CBJ	0-1 2/1 27:06	1-0 2/1 24:22	0-1 1/0 15:02	0-0 2/1 18:42	INJ	0-0 1/0 21:55	DND
Nov 12	@ CBJ	0-0 0/2 21:30	0-0 0/1 21:55	0-0 1/0 17:51	0-0 0/0 19:02	INJ	0-0 0/2 20:03	DND
Nov 15	Vs CHI	0-1 2/2 22:27	0-1 4/1 22:38	0-0 2/2 14:00	0-0 0/2 19:06	INJ	0-1/2 19:14	DND
Nov 17	Vs STL	0-0 2/1 21:34	0-1 3/0 22:06	DND	0-0 1/1 21:28	0-1 3/0 19:47	0-0 0/0 20:24	MIL
Nov 19	@ STL	0-0 3/0 21:17	0-1 3/1 23:05	DND	0-0 0/1 17:34	0-1 1/0 16:46	0-0 1/0 17:46	MIL
Nov 22	Vs DET	0-0 1/0 24:35	0-0 1/0 23:18	DND	0-0 0/1 18:38	0-1 5/2 15:27	0-0 0/0 17:43	MIL
Nov 24	Vs MIN	0-0 2/0 24:13	DND	0-1 1/2 15:54	0-1 1/1 19:36	0-0 6/2 21:16	0-0 0/2 21:36	MIL
Nov 29	@ OTT	1-0 2/3 22:14	0-0 2/2 18:44	DND	0-0 0/0 22:07	0-0 1/1 21:08	1-0 3/2 19:07	MIL
Dec 1	@ MTL	0-2 4/2 26:57	0-1 4/1 23:07	DND	0-0 0/2 15:57	0-0 0/2 16:55	0-0 3/1 21:26	DND
Dec 4	@ TOR	0-0 2/1 18:51	0-0 1/0 23:47	0-0 1/1 8:29	0-0 0/2 14:21	1-0 3/1 17:30	0-0 1/1 16:07	DND
Dec 6	Vs VAN	0-1 1/1 21:51	0-1 1/1 20:02	0-0 0/0 5:32	0-0 0/0 17:04	0-0 3/1 20:54	0-0 1/0 15:32	DND
Dec 8	Vs ANA	0-0 1/0 25:08	0-1 2/1 19:54	DND	0-0 0/1 16:43	0-0 5/1 21:34	0-0 0/0 17:34	DND
Dec 10	Vs DET	0-0 5/0 20:48	0-0 0/1 21:10	0-0 0/0 8:50	0-0 0/1 16:34	0-0 1/0 19:15	0-0 0/1 14:28	DND
Dec 13	Vs COL	0-0 1/0 21:19	0-1 0/1 21:06	0-0 0/0 10:23	0-0 0/0 12:43	0-0 0/1 18:01	0-0 0/0 16:59	DND
Dec 15	@ COL	0-0 0/2 21:51	0-1 0/0 21:01	DND	0-0 1/0 19:52	0-0 4/0 20:10	0-0 0/2 19:08	DND
Dec 18	@ MIN	0-0 1/1 20:49	0-0 0/2 19:45	DND	0-0 0/3 20:03	0-0 0/1 19:47	0-0 1/0 19:38	DND
Dec 19	@ CHI	0-0 1/0 23:48	0-1 1/1 17:06	DND	0-0 0/2 18:52	0-1 3/2 21:09	0-0 1/1 18:29	DND
Dec 22	Vs L.A	0-0 0/0 21:18	0-0 2/2 19:46	DND	0-0 1/0 21:51	0-1 5/0 16:22	0-0 1/0 19:14	DND
Dec 23	@ CBJ	0-1 2/1 24:40	0-1 0/1 20:29	0-1 2/0 14:09	0-0 1/1 17:45	INJ	0-0 2/1 24:14	DND
Dec 26	@ CHI	0-1 5/1 26:18	1-0 3/2 22:27	0-0 0/0 21:34	0-0 0/1 23:40	INJ	0-0 1/1 19:45	DND
Dec 27	Vs CBJ	0-0 2/1 24:02	0-3 3/3 23:23	1-2 (W) 7/3 21:56	0-0 3/0 19:12	INJ	0-0 3/1 20:07	0-0 1/0 12:23
Dec 29	Vs S.J	0-0 3/1 23:29	0-0 3/0 23:27	0-0 2/0 22:26	0-1 0/2 16:59	INJ	0-0 1/0 20:20	0-1 1/1 14:34
Dec 31	@ DAL	0-0 0/0 26:45	0-0 0/1 20:15	0-0 3/0 19:35	0-2 1/1 18:44	INJ	0-0 0/0 22:72	0-0 1/0 12:44
Jan 3	Vs EDM	0-1 2/1 22:58	0-1 0/1 16:06	0-1 4/0 16:30	0-0 1/1 23:53	INJ	0-0 2/1 21:46	DND
Jan 5	Vs MIN	1-1 (W) 2/3 22:04	0-0 4/1 23:07	0-0 3/1 22:05	0-0 0/1 17:48	INJ	0-0 2/3 22:33	0-0 1/4 12:23
Jan 7	@ ANA	0-0 3/1 20:33	1-1 1/1 20:36	0-1 0/1 21:03	0-0 0/1 18:45	INJ	0-0 1/0 18:57	DND
Jan 8	@ L.A	0-0 2/3 23:26	0-0 0/2 18:57	0-0 1/2 18:26	0-0 0/1 20:28	INJ	0-0 1/3 20:12	0-0 0/1 19:35
Jan 12	@ CBJ	0-0 3/0 24:27	0-0 2/0 22:37	0-0 1/0 22:08	0-0 0/0 18:29	INJ	0-0 1/0 22:09	0-0 3/0 20:10
Jan 13	Vs CHI	0-0 4/1 24:54	1-0 2/1 22:42	0-1 1/1 21:58	0-0 0/0 19:55	INJ	0-0 0/1 22:26	DND
Jan 15	Vs CGY	0-0 3/1 18:18	0-1 2/0 19:37	1-0 4/0 18:40	0-0 0/1 16:42	0-0 4/0 14:41	0-0 1/1 15:50	DND
Jan 17	Vs ANA	0-0 0/1 21:10	0-1 4/0 21:51	0-0 1/0 18:03	0-0 0/0 10:59	0-0 4/0 15:41	0-0 2/1 15:18	DND
Jan 19	@ STL	0-2 0/3 21:05	0-0 0/1 16:58	0-0 1/1 18:23	0-0 0/2 16:42	0-0 2/0 14:02	0-0 0/1 18:24	DND
Jan 21	Vs STL	0-0 0/1 20:15	0-1 0/0 21:13	0-0 0/0 18:48	0-0 0/0 9:19	1-0 2/2 18:21	0-1 0/0 17:11	DND
Jan 22	@ COL	0-0 0/0 17:51	0-0 0/0 19:13	0-1 0/0 18:53	0-0 1/1 12:31	1-1 (W) 2/2 17:18	0-0 0/0 15:45	DND
Jan 24	@ PHX	0-0 0/0 24:30	0-0 2/0 19:37	0-0 3/1 14:57	0-0 1/0 11:44	0-0 2/2 19:09	0-0 1/1 22:13	DND
Jan 29	@ BOS	0-0 1/1 21:01	0-0 1/1 19:05	0-0 1/1 13:01	0-0 1/1 13:01	0-0 1/1 13:01	0-0 2/1 17:17	DND
Jan 31	Vs CBJ	0-2 1/2 20:46	0-0 4/0 21:21	DND	0-0 0/0 17:46	0-0 4/0 19:50	0-0 0/2 18:03	DND
Feb 2	Vs PHX	0-1 2/1 20:40	0-0 2/1 21:54	DND	0-0 1/1 20:54	0-1 1/2 20:25	0-0 2/0 21:05	DND
Feb 5	Vs CAR	0-0 3/0 21:59	0-0 0/1 19:51	DND	0-0 0/0 19:46	0-0 4/0 20:15	0-0 1/0 21:40	DND
Feb 7	Vs T.B	0-0 3/0 24:52	0-0 2/0 16:20	DND	0-0 0/1 19:18	0-0 1/1 19:44	0-0 1/0 23:15	DND
Feb 9	@ S.J	0-1 0/1 22:28	0-0 1/0 24:41	DND	0-1 0/1 15:09	0-0 0/0 15:42	0-1 0/0 19:34	DND
Feb 10	@ PHX	INJ	0-1 2/2 18:36	0-0 1/2 17:34	0-0 1/2 20:19	0-1 5/0 20:59	0-1 0/2 21:08	DND
Feb 12	Vs DET	0-1 0/2 23:47	0-1 1/1 19:04	INJ	0-0 1/1 18:17	0-0 3/1 20:09	0-0 0/1 18:57	DND
Feb 14	Vs CHI	0-0 1/4 22:10	0-1 1/1 20:42	INJ	0-0 0/1 18:17	0-0 3/0 22:36	0-0 0/5 15:41	MIL
Feb 16	Vs STL	0-0 1/0 21:20	0-2 2/1 25:11	DND	0-0 1/1 16:08	1-0 (W) 6/1 20:25	0-0 1/0 16:37	MIL
Feb 17	@ MIN	0-0 2/2 24:33	0-0 2/1 23:31	DND	0-0 1/1 19:24	0-0 3/1 21:28	0-0 1/1 20:28	MIL
Feb 19	Vs EDM	0-0 0/0 23:41	0-0 0/0 19:11	0-0 1/1 17:08	DND	0-0 4/1 19:12	0-2 0/1 19:13	DND
Feb 21	Vs VAN	0-0 1/0 24:26	1-1 4/0 24:25	DND	0-0 2/1 17:16	0-0 10/1 20:16	0-0 3/0 21:47	DND
Feb 23	Vs DAL	0-0 0/2 18:29	0-0 4/2 16:42	1-0 1/3 14:45	0-0 0/0 11:29	0-0 4/0 21:32	0-0 1/3 18:01	DND
Feb 27	@ BUF	0-0 1/3 20:45	0-3 3/2 18:39	DND	0-0 0/1 21:53	0-0 0/2 19:32	0-0 2/2 17:40	DND
Mar 1	@ DAL	0-0 0/0 21:15	0-0 0/2 20:27	0-1 0/2 20:55	DND	0-0 3/0 19:35	0-0 1/0 18:44	DND
Mar 4	@ EDM	0-0 1/1 19:26	0-1 1/4 21:06	0-1 1/4 17:07	0-1 2/0 21:25	0-0 3/0 21:25	0-0 3/0 17:48	DND
Mar 6	@ VAN	0-0 0/1 19:04	0-0 2/2 22:33	0-0 0/2 19:52	DND	0-0 4/1 21:42	1-0 1/0 17:27	DND
Mar 7	@ CGY	0-0 3/0 25:35	0-0 0/1 20:39	DND	0-0 0/1 18:48	0-1 4/0 21:40	0-0 3/0 17:14	DND
Mar 9	@ DET	0-1 0/0 20:40	0-1 1/1 19:55	DND	0-0 1/0 15:45	1-0 3/1 24:47	0-0 0/0 15:46	DND
Mar 11	Vs S.J	0-0 0/1 20:56	0-0 3/0 22:12	DND	0-0 0/0 17:05	0-1 0/0 22:53	0-0 1/1 16:01	DND
Mar 13	Vs L.A	INJ	0-0 0/2 20:50	0-0 3/1 18:29	0-0 0/0 17:42	0-0 3/1 23:06	0-0 0/0 16:52	DND
Mar 15	@ DET	1-0 3/1 26:10	0-0 2/0 15:39	DND	0-1 0/2 21:23	0-0 4/0 20:20	0-0 0/1 19:24	DND
Mar 18	Vs WSH	0-1 2/0 22:26	0-0 1/1 24:31	DND	0-0 0/1 14:21	0-1 4/1 20:33	0-0 0/1 16:48	DND
Mar 20	Vs DET	0-1 3/1 23:21	0-0 2/1 21:06	DND	0-0 1/1 18:52	0-1 3/1 19:49	0-0 0/0 15:07	DND
Mar 22	Vs CHI	0-0 2/0 20:42	0-1 1/1 23:18	0-0 1/1 20:26	0-0 0/0 18:57	0-1 3/1 22:31	INJ	DND
Mar 25	Vs CBJ	0-0 2/0 20:16	0-1 2/1 19:32	0-1 0/1 18:36	0-0 0/0 18:45	0-0 3/0 17:14	INJ	DND
Mar 28	@ CBJ	0-0 3/1 21:23	0-0 0/0 17:40	0-0 0/0 15:20	0-0 1/1 20:10	0-0 4/1 23:13	INJ	0-0 0/0 5:16
Mar 30	@ DET	0-0 1/0 26:40	0-0 0/1 22:22	0-0 0/0 4:34	0-0 0/0 19:48	0-0 0/0 23:19	INJ	DND
Apr 1	@ STL	0-0 1/2 20:32	0-1 1/1 22:28	DND	0-0 0/2 19:14	0-0 1/0 20:53	0-0 1/1 18:02	DND
Apr 3	Vs STL	0-0 1/2 22:44	0-0 1/1 19:19	DND	0-0 0/1 18:31	0-0 2/1 18:33	1-0 (W) 2/3 19:24	DND
Apr 4	@ CHI	0-0 0/1 15:12	DND	0-0 3/0 21:53	0-0 0/1 21:10	0-0 1/0 21:07	INJ	0-0 0/1 24:18

Skaters: GoalsAssists (Game Winning) Shots (+/-) TOI DND: Did Not Dress DNP: Did not play INJ: Injured MIL: Milwaukee (AHL)

2007-08

2007-08

# PLAYER GAME-BY-GAME SUMMARY

Date	Opp	ERAT # 10	LEGWAND # 11	NICHOL # 12	BONK # 14	LANGFELD # 15	HORDICHUK # 16	HLAVAC # 17
Oct 4	Vs COL	0-1/21 15:54	0-1/51 15:12	0-0 0/0 11:46	0-0 2/0 21:10	MIL	DND	-
Oct 6	Vs DAL	0-3/13 14:32	3-0/5 18:15	DND	0-0 0/1 14:49	MIL	0-0 0/1 6:22	-
Oct 10	@ STL	0-0 2/1 17:44	0-0 4/1 16:16	DND	0-0 0/1 16:59	MIL	0-0 0/0 6:56	-
Oct 11	Vs PHX	0-1/2/3 18:13	0-0 6/3 18:55	0-0 1/0 11:06	2-0 3/0 13:41	MIL	DND	-
Oct 13	Vs CGY	0-1/1/4 19:40	0-0 2/3 19:43	DND	1-0/41 15:45	MIL	0-0 0/1 3:51	-
Oct 17	@ ANA	0-0 0/0 17:19	0-1/4/0 19:16	0-0 0/0 11:31	0-0 1/1 16:40	MIL	0-0 0/1 4:08	-
Oct 20	@ SJ	0-0 2/0 17:14	0-0 1/1 19:00	0-0 2/1 11:51	0-0 1/0 14:21	MIL	DND	-
Oct 23	@ LA	0-0 0/0 18:05	0-0 0/0 19:11	DND	0-0 0/3 15:49	MIL	0-0 0/1 8:08	-
Oct 25	Vs ATL	0-0 5/0 19:20	0-2/2/2 21:19	1-0 2/1 10:17	0-0 1/1 17:25	MIL	0-0 0/0 2:09	-
Oct 27	Vs FLA	0-0 1/0 21:17	0-1/2/1 19:42	0-0 0/0 7:35	1-1/2 16:34	MIL	INU	-
Oct 30	@ CGY	0-0 3/1 20:14	0-0 7/0 19:26	0-0 0/0 8:52	0-0 2/1 15:11	MIL	INU	-
Nov 1	@ VAN	1-1/3 19:47	1-1 (W) 3/0 20:56	0-0 0/0 6:42	0-0 1/0 17:24	MIL	INU	-
Nov 2	@ EDM	0-2/3 19:50	1-1/4/2 19:16	0-0 1/1 8:43	1-0/1 17:25	MIL	INU	-
Nov 4	@ CHI	1-0 (W) 2/1 16:11	1-0 3/1 17:20	0-0 1/0 8:24	0-0 0/0 18:35	MIL	INU	-
Nov 7	@ DET	0-0 1/0 18:02	0-1/4/1 19:42	0-0 0/0 8:09	0-0 3/0 17:00	MIL	INU	-
Nov 10	Vs CBJ	0-0 1/1 18:48	0-1/1/1 21:05	0-1/1 10:51	1-0/40 16:55	MIL	DND	-
Nov 12	@ CBJ	2-2 (W) 4/4 15:43	0-0 3/1 16:58	0-0 1/0 11:17	0-0 0/1 14:25	MIL	DND	-
Nov 15	Vs CHI	1-1 (W) 4/1 19:55	0-2 1/1 16:09	0-0 1/0 10:02	1-1/2 17:23	MIL	DND	-
Nov 17	Vs STL	0-0 0/0 17:04	0-1 2/0 17:28	0-0 3/1 14:26	0-0 2/2 18:03	MIL	DND	-
Nov 19	@ STL	0-0 1/0 20:49	0-0 1/0 18:41	0-0 0/0 13:25	1-0/2/1 16:31	MIL	0-0 1/0 3:47	-
Nov 22	Vs DET	1-2/2 18:22	0-0 0/0 15:24	0-0 2/0 12:09	1-0 (W) 3/0 13:02	MIL	DND	-
Nov 24	Vs MIN	1-0 4/0 19:02	0-0 2/0 14:59	0-0 2/1 14:50	0-0 2/3 13:19	MIL	DND	-
Nov 29	@ OTT	1-2 (W) 5/0 17:39	0-0 1/1 15:09	0-0 1/1 9:59	0-0 2/3 17:17	MIL	DND	-
Dec 1	@ MTL	0-0 4/0 23:44	1-2 4/0 18:03	0-0 1/0 11:50	1-0/2/0 13:13	MIL	DND	-
Dec 4	@ TOR	0-0 2/1 22:07	0-0 2/0 20:32	SUS	0-0 1/1 17:01	MIL	0-0 0/1 3:11	-
Dec 6	Vs VAN	1-0/1 21:50	0-0 3/0 20:56	SUS	0-0 3/4 15:25	MIL	0-0 0/1 2:48	-
Dec 8	Vs ANA	0-0 3/1 20:29	0-0 2/1 21:47	SUS	0-1/0/1 17:07	MIL	0-0 0/0 1:23	-
Dec 10	Vs DET	0-0 4/0 21:34	0-1/1/1 22:13	SUS	0-0 0/0 14:21	MIL	INU	-
Dec 13	Vs COL	INU	0-1/2/1 21:39	SUS	0-0 4/0 17:34	MIL	0-0 1/0 7:20	-
Dec 15	@ COL	INU	0-0 3/0 17:35	0-1/2/0 11:11	0-0 1/1 16:16	MIL	DND	-
Dec 18	@ MIN	0-1 4/1 20:23	0-0 4/1 16:59	0-0 2/0 11:36	0-0 2/1 13:51	MIL	DND	-
Dec 19	@ CHI	0-0 0/2 20:48	0-0 3/1 18:00	0-0 0/1 12:32	1-0/2/1 16:32	MIL	0-0 0/0 8:05	-
Dec 22	Vs LA	INU	0-1 2/3 16:06	0-0 0/2 10:26	0-0 2/1 17:26	MIL	0-0 0/0 2:14	-
Dec 23	@ CBJ	INU	1-0 4/0 16:37	0-0 1/0 10:31	0-1 3/1 17:27	MIL	0-0 0/0 2:05	-
Dec 26	@ CHI	0-0 3/1 18:10	0-1/2 2 15:19	0-0 2/1 13:55	0-1 6/0 14:44	MIL	DND	-
Dec 27	Vs CBJ	0-0 0/0 18:35	0-2/1/2 19:27	0-0 0/1 11:08	0-1/2/1 15:47	MIL	0-0 1/0 3:50	-
Dec 29	Vs SJ	0-0 1/1 21:12	0-0 0/1 4:33	0-0 0/0 13:02	0-1/0 17:42	MIL	0-0 2/0 8:32	-
Dec 31	@ DAL	0-0 2/0 17:11	INU	0-0 4/0 13:37	0-0 3/0 18:41	DND	0-0 0/0 1:44	-
Jan 3	Vs EDM	0-1 3/0 11:31	0-1/1 10:40	0-1/0 14:59	0-0 1/1 15:40	MIL	0-0 1/1 5:03	-
Jan 5	Vs MIN	1-0/2/0 17:11	0-1/1/1 18:46	0-0 0/2 12:28	0-0 2/1 19:01	MIL	0-0 1/0 5:01	-
Jan 7	@ ANA	0-0 1/0 14:54	0-0 2/0 15:41	0-0 0/0 11:05	0-0 1/2 18:49	MIL	0-0 1/0 6:07	-
Jan 8	@ LA	1-1/2 15:31	1-1/2/2 17:54	1-1/2/2 11:18	0-0 1/0 13:29	MIL	1-0 (W) 2/2 8:26	-
Jan 12	@ CBJ	0-0 1/0 22:26	0-0 4/1 21:06	0-0 0/0 10:16	0-0 2/0 18:06	MIL	0-0 0/0 6:35	-
Jan 13	Vs CHI	0-0 1/0 18:43	1-1 3/0 16:50	0-0 1/0 10:34	0-0 6/1 15:45	MIL	0-0 0/0 1:11	-
Jan 15	Vs CGY	1-0 (W) 2/1 20:17	0-0 1/0 17:53	0-0 1/1 11:40	0-1/4 18:01	MIL	INU	-
Jan 17	Vs ANA	0-0 3/0 21:34	0-0 2/0 17:59	0-0 1/0 11:47	0-0 3/1 14:49	MIL	INU	-
Jan 19	@ STL	0-1/4/1 19:12	1-0 3/1 17:25	2-0 (W) 4/2 15:34	0-0 1/0 9:11	MIL	INU	-
Jan 21	Vs STL	0-2 3/0 20:03	0-0 0/0 0:51	1-0 1/1 18:39	INU	MIL	INU	-
Jan 22	@ COL	2-0 3/1 18:29	INU	0-0 4/0 15:33	INU	0-0 3/0 8:33	INU	-
Jan 24	@ PHX	1-0 2/1 22:40	INU	0-1 3/1 16:42	INU	0-0 2/0 11:02	INU	-
Jan 29	@ BOS	0-0 0/0 3/2 19:29	INU	0-0 1/1 13:35	0-0 2/1 17:20	MIL	INU	-
Jan 31	Vs CBJ	0-1 2/0 21:08	0-0 1/0 21:10	1-0/2/1 15:08	0-0 0/0 17:59	MIL	0-1 0/1 5:45	-
Feb 2	Vs PHX	1-1/4/1 19:45	1-0 4/0 22:56	0-0 3/0 13:51	0-2/2/1 18:03	MIL	0-0 0/0 6:33	-
Feb 5	Vs CAR	0-0 2/0 19:24	0-0 1/0 16:44	0-0 0/0 12:09	0-0 4/0 13:39	MIL	0-0 0/0 2:58	-
Feb 7	Vs TB	0-0 0/0 10:39	0-0 2/1 19:22	0-0 1/0 15:10	0-0 0/0 16:53	MIL	0-0 0/0 7:29	-
Feb 9	@ SJ	INU	0-0 0/1 18:42	1-0/2 16:32	0-1 3/2 16:31	MIL	0-0 0/0 3:34	-
Feb 10	@ PHX	INU	1-1/2/2 16:53	0-0 1/0 15:17	1-1/2/1 14:40	MIL	0-0 1/0 4:29	-
Feb 12	Vs DET	1-1/2 13:12	0-0 2/1 18:04	0-0 1/1 15:59	0-0 0/0 12:29	MIL	DND	-
Feb 14	Vs CHI	0-0 2/3 16:22	0-0 1/3 16:44	0-0 0/0 14:37	0-0 1/0 13:44	MIL	DND	-
Feb 16	Vs STL	0-0 3/0 22:50	0-0 0/1 18:04	1-0/2/1 14:10	0-0 4/1 18:23	MIL	0-0 0/0 3:26	-
Feb 17	@ MIN	1-1 4/0 22:59	0-0 1/0 18:35	0-0 0/1 16:32	0-1/1/1 17:29	MIL	0-1/0/1 6:14	-
Feb 19	Vs EDM	0-0 1/2 15:45	0-0 2/2 18:19	1-2 3/2 17:32	0-0 2/1 14:53	MIL	0-0 0/0 4:35	-
Feb 21	Vs VAN	0-0 1/1 16:35	0-1/2/1 18:21	0-0 2/0 16:43	0-0 3/1 12:35	MIL	0-0 0/0 5:03	-
Feb 23	Vs DAL	0-1/0/1 19:02	0-0 3/1 24:02	0-0 2/3 16:34	0-2/1/1 16:15	MIL	0-0 0/0 8:15	Acq. from T.B. 2/26
Feb 27	@ BUF	0-1/2 16:32	1-1 3/0 21:54	0-0 3/1 12:46	0-0 1/3 13:16	MIL	0-0 0/0 5:40	1-0/2/0 11:56
Mar 1	@ DAL	0-0 4/1 19:45	1-0 4/1 20:32	0-0 2/0 16:29	0-0 0/0 11:24	MIL	0-0 0/0 3:06	0-0 2/0 13:34
Mar 4	@ EDM	3-0 (W) 3/3 16:17	0-1/1/2 18:47	0-0 2/1 14:46	0-0 1/0 14:29	MIL	0-0 3/0 10:48	0-2/0/2 18:29
Mar 6	@ VAN	0-1/1 16:18	0-0 2/0 18:15	0-0 1/0 14:24	0-0 3/0 15:37	MIL	0-0 0/0 7:08	0-1 0/1 13:17
Mar 7	@ CGY	0-0 2/1 19:58	0-0 1/1 10:59	1-0 5/1 16:49	0-0 4/0 17:55	MIL	0-0 0/0 3:28	0-0 1/1 16:26
Mar 9	Vs DET	1-1/3/1 18:54	INU	0-1/4/0 17:17	0-0 0/0 13:12	MIL	0-0 1/0 3:48	0-1/2/1 14:53
Mar 11	Vs SJ	0-1/2/0 19:00	INU	0-0 4/0 11:53	0-0 2/1 15:25	MIL	0-0 0/0 3:47	0-0 0/0 12:40
Mar 13	Vs LA	0-0 1/2 19:16	INU	0-0 2/2 15:52	0-0 0/0 10:59	MIL	0-0 0/0 4:12	0-0 3/1 16:23
Mar 15	@ DET	0-0 1/0 18:14	INU	0-0 1/1 16:25	0-0 0/0 13:49	MIL	DND	0-0 2/0 14:04
Mar 18	Vs WSH	0-2/1 19:40	INU	0-0 0/1 12:07	0-0 2/0 18:25	MIL	0-0 0/0 4:45	0-1/1 16:18
Mar 20	Vs DET	1-0/1 16:28	INU	0-0 1/1 14:57	0-0 0/2 14:32	MIL	DND	0-0 1/0 15:42
Mar 22	Vs CHI	0-0 3/1 19:53	INU	0-0 1/0 13:51	0-0 0/1 18:22	MIL	DND	0-0 3/1 20:29
Mar 25	Vs CBJ	0-1/2/0 20:23	INU	0-0 1/0 18:50	1-0/1/0 15:26	MIL	DND	1-1 (W) 2/2 16:16
Mar 28	@ CBJ	0-1/3/1 17:39	INU	0-0 1/0 16:36	1-0/4/1 16:01	MIL	0-0 0/0 5:07	1-0 (W) 1/1 19:47
Mar 30	@ DET	0-0 2/0 19:31	INU	0-0 5/0 16:32	0-0 1/1 19:31	MIL	INU	0-0 0/0 24:22
Apr 1	@ STL	0-0 2/0 16:48	INU	0-0 0/0 12:54	0-0 0/1 16:51	MIL	INU	0-1/4/1 19:02
Apr 3	Vs STL	0-0 0/1 20:20	INU	0-0 2/0 15:42	0-0 1/0 16:02	MIL	INU	0-3/3/1 16:49
Apr 4	@ CHI	0-0 4/2 17:38	INU	0-0 0/0 14:09	0-0 2/1 14:34	MIL	0-0 0/0 12:39	0-0 2/0 16:07

# PLAYER GAME-BY-GAME SUMMARY

Date	Opp	ARNOTT # 19	SUTER # 20	TOOTOO # 22	GELINAS # 23	BOCHENSKI # 24	SMITHSON # 25	PEVERLEY # 37
Oct 4	Vs COL	2-1 (W) 7/2 18:52	0-1/2 25:01	0-0 0/0 8:22	0-0 2/0 15:07	-	0-0 1/0 12:01	MIL
Oct 6	Vs DAL	0-1 0/0 14:29	0-0 2/1 21:21	0-0 1/1 6:43	1-0 2/1 15:47	-	0-1 2/0 16:59	MIL
Oct 10	@ STL	0-0 2/2 14:41	0-0 0/1 22:50	1-0 3/0 10:05	0-0 2/0 15:22	-	0-0 1/0 13:48	MIL
Oct 11	Vs PHX	0-1 2/2 20:47	0-0 2/3 19:52	0-0 0/0 7:37	0-0 1/1 12:37	-	0-0 0/0 10:56	MIL
Oct 13	Vs CGY	1-1 1/1 11:36	0-0 1/2 21:16	0-1 2/1 10:46	0-1 3/0 13:46	-	0-0 0/1 11:37	MIL
Oct 17	@ ANA	0-0 5/0 20:52	1-0 3/0 25:13	0-0 2/0 11:58	0-0 1/1 13:42	-	0-0 1/1 10:31	MIL
Oct 20	@ S.J.	0-0 3/1 19:55	0-0 1/1 22:27	0-0 0/1 5:16	0-0 1/1 13:01	-	0-0 0/0 11:07	MIL
Oct 23	@ L.A.	0-0 1/0 18:35	0-0 2/1 21:55	0-0 0/1 12:16	0-0 1/0 6:45	-	0-0 1/2 12:26	MIL
Oct 25	Vs ATL	0-0 2/0 19:39	0-0 1/0 18:57	1-1 2/2 9:13	INJ	-	1-0 (W) 3/1 15:20	MIL
Oct 27	Vs FLA	0-1 6/2 22:05	0-1 4/1 19:22	0-0 0/0 6:33	INJ	-	1-0 (W) 2/1 15:34	0-0 1/0 7:02
Oct 30	@ CGY	0-0 3/1 20:09	0-1 5/0 22:36	0-0 1/2 6:03	INJ	-	0-0 0/1 11:324	0-0 1/0 7:50
Nov 1	@ VAN	1-1 2/1 18:26	0-0 0/0 21:40	0-0 0/0 4:58	INJ	-	0-0 2/0 17:17	0-0 0/0 0:52
Nov 2	@ EDM	1-0 (W) 2/1 18:12	0-0 2/1 19:09	0-0 3/0 8:12	INJ	-	0-0 2/0 14:52	0-0 0/0 5:50
Nov 4	@ CHI	1-1 3/1 20:16	0-1 2/0 21:13	1-0 1/0 6:44	INJ	-	0-0 0/0 17:40	0-0 0/0 5:31
Nov 7	@ DET	0-1 6/1 18:44	1-0 1/1 22:29	0-0 2/0 7:02	0-0 0/0 8:03	-	0-0 1/0 16:29	MIL
Nov 10	Vs CBJ	0-0 2/1 17:47	0-1 2/1 22:28	1-0 4/1 8:56	0-1 1/1 11:13	-	0-0 0/0 12:55	MIL
Nov 12	@ CBJ	0-2 4/3 17:51	0-0 2/1 19:39	0-0 1/0 11:51	0-0 3/0 14:41	-	0-0 1/1 13:16	MIL
Nov 15	Vs CHI	1-0 4/1 19:14	0-0 3/1 23:18	0-0 4/0 9:09	0-0 0/0 9:44	-	0-0 0/0 14:40	MIL
Nov 17	Vs STL	0-0 6/0 16:29	0-0 1/0 25:09	1-0 6/1 11:56	0-1 1/1 13:31	-	0-0 3/1 13:17	MIL
Nov 19	@ STL	INJ	0-0 2/0 23:32	0-0 0/0 12:05	0-0 3/1 14:45	-	0-0 1/1 13:49	MIL
Nov 22	Vs DET	1-0 3/2 17:57	0-1 3/1 20:36	0-0 2/0 8:57	0-0 2/0 12:55	-	0-0 0/0 13:05	MIL
Nov 24	Vs MIN	0-0 4/0 19:23	0-1 1/3 17:33	0-0 3/1 14:55	1-0 4/1 14:58	-	0-0 2/3 11:18	MIL
Nov 29	@ OTT	0-2 6/3 17:25	1-1 4/2 17:29	0-1 1/1 8:55	1-0 1/1 12:49	-	0-0 0/1 15:20	MIL
Dec 1	@ MTL	0-0 0/2 20:47	0-0 3/0 23:55	0-0 3/0 9:22	0-0 5/1 11:41	-	0-0 0/1 11:28	MIL
Dec 4	@ TOR	0-0 12/1 21:10	0-0 0/0 21:01	0-0 3/1 10:08	0-0 1/0 16:51	-	0-0 0/0 10:12	MIL
Dec 6	Vs VAN	0-1 3/0 22:49	0-0 2/1 19:11	0-0 0/1 6:16	0-1 2/1 14:06	-	0-0 1/2 14:06	MIL
Dec 8	Vs ANA	0-0 2/1 21:41	1-0 (W) 3/1 19:29	1-1 3/1 3:45	0-0 2/1 11:12	-	1-0 1/0 11:58	MIL
Dec 10	Vs DET	0-0 2/0 19:32	0-0 3/1 19:24	0-0 3/1 9:30	1-0 1/1 13:28	-	0-0 1/0 9:50	MIL
Dec 13	Vs COL	0-0 1/0 18:06	0-0 1/1 19:36	0-0 5/1 13:15	0-0 1/1 16:48	-	0-0 2/0 15:26	MIL
Dec 15	@ COL	0-0 1/1 14:42	0-0 0/0 18:03	0-0 3/1 12:39	1-0 6/0 16:21	-	0-0 1/1 14:21	MIL
Dec 18	@ MIN	1-1 3/0 19:00	0-1 2/1 20:12	0-0 1/1 13:49	0-0 1/1 16:34	-	0-0 0/1 8:24	MIL
Dec 19	@ CHI	0-1 5/2 17:50	0-0 0/2 21:01	0-0 0/1 12:43	0-0 1/1 12:01	-	DND	MIL
Dec 22	Vs L.A.	3-1 (W) 6/2 19:12	1-1 3/0 21:49	0-1 2/1 12:35	0-0 2/0 14:37	-	0-0 0/0 12:28	MIL
Dec 23	@ CBJ	0-1 4/1 19:14	0-0 2/0 20:17	0-1 0/0 15:50	0-0 1/0 9:34	-	0-0 1/0 16:48	MIL
Dec 26	@ CHI	0-0 3/1 20:36	0-0 0/1 6:46	0-0 0/1 11:45	0-0 2/1 10:46	-	0-0 0/0 9:04	MIL
Dec 27	Vs CBJ	1-0 2/1 19:26	INJ	1-0 3/1 11:53	0-0 1/1 10:00	-	0-0 0/0 13:00	MIL
Dec 29	Vs S.J.	0-0 0/0 21:27	INJ	0-0 0/2 14:51	0-0 2/0 16:04	-	0-0 0/1 10:45	MIL
Dec 31	@ DAL	0-1 5/1 18:30	INJ	0-0 1/0 9:45	0-0 1/0 17:54	-	0-0 3/0 9:29	MIL
Jan 3	Vs EDM	1-1 2/2 13:32	0-0 0/1 19:07	0-0 1/0 10:08	0-0 2/0 16:04	-	1-0 1/1 15:01	MIL
Jan 5	Vs MIN	0-0 1/2 17:20	DND	0-0 3/0 15:30	1-0 5/1 17:23	-	0-0 0/1 8:29	MIL
Jan 7	@ ANA	0-1 2/2 12:08	0-0 1/2 20:06	0-0 1/1 9:07	0-0 3/2 15:56	-	0-0 0/0 10:43	MIL
Jan 8	@ L.A.	1-1 4/2 18:47	DND	INJ	0-2 5/2 15:47	-	0-0 1/0 14:01	MIL
Jan 12	@ CBJ	0-1 2/1 19:45	DND	INJ	0-0 2/0 15:17	-	0-0 1/0 8:08	MIL
Jan 13	Vs CHI	0-0 1/1 19:31	0-0 2/0 18:22	INJ	0-0 1/1 13:56	-	0-0 2/0 13:15	MIL
Jan 15	Vs CGY	0-1 3/1 18:30	0-1 1/1 16:24	INJ	0-1 4/1 13:16	-	0-0 0/0 13:57	0-0 2/0 11:27
Jan 17	Vs ANA	1-0 4/0 20:01	0-0 3/0 16:49	INJ	0-0 4/0 12:53	-	0-0 0/1 10:27	0-0 0/0 10:05
Jan 19	@ STL	1-1 4/1 17:50	0-1 0/0 15:58	INJ	0-1 4/1 13:27	-	0-2 0/2 16:07	0-1 1/1 14:03
Jan 21	Vs STL	0-1 5/1 21:31	0-1 1/3 14:59	INJ	2-1 (W) 2/1 16:52	-	0-0 1/0 16:00	0-0 0/0 8:50
Jan 22	@ COL	0-1 1/2 21:33	0-2 0/1 18:37	INJ	0-0 1/1 17:26	-	0-1 0/0 14:03	0-0 2/0 9:39
Jan 24	@ PHX	0-1 1/0 20:37	0-1 2/0 16:52	INJ	0-1 3/1 15:48	-	0-0 1/1 13:30	1-0 1/1 12:44
Jan 29	@ BOS	0-1 2/1 20:43	0-0 1/0 19:29	INJ	0-0 0/1 18:37	-	0-0 1/0 9:09	0-0 6/1 14:50
Jan 31	Vs CBJ	1-0 2/1 8:47	0-0 3/0 22:53	INJ	0-0 2/1 14:08	-	0-1 2/1 10:23	0-0 1/0 13:32
Feb 2	Vs PHX	INJ	0-0 0/1 19:22	INJ	0-0 1/0 14:20	-	0-0 0/1 9:02	0-1 2/2 14:56
Feb 5	Vs CAR	0-1 5/1 19:50	0-0 4/1 16:40	INJ	0-0 0/0 14:56	-	0-0 0/0 10:14	0-0 1/0 12:36
Feb 7	Vs T.B.	0-1 1/0 18:39	0-0 2/0 18:27	INJ	0-0 1/0 14:34	-	0-0 0/0 11:19	0-0 1/0 12:07
Feb 9	@ S.J.	0-0 1/1 18:54	0-0 0/0 23:03	INJ	0-1 2/2 14:53	-	0-0 0/0 8:36	0-0 0/0 9:02
Feb 10	@ PHX	1-1 2/2 18:09	0-0 1/0 22:05	INJ	1-0 2/0 13:57	-	0-0 0/0 10:04	1-1 1/1 12:46
Feb 12	Vs DET	0-2 1/2 17:55	0-1 3/2 19:57	INJ	0-0 0/0 13:46	-	0-0 0/0 12:10	0-1 0/1 9:49
Feb 14	Vs CHI	1-0 3/2 17:08	0-0 1/1 21:19	INJ	0-0 3/0 15:43	-	0-0 0/1 10:02	0-0 2/2 11:50
Feb 16	Vs STL	0-1 9/0 24:25	0-0 5/1 31:39	INJ	0-0 1/1 17:55	-	0-0 1/0 5:59	0-0 1/1 10:43
Feb 17	@ MIN	0-0 1/0 20:13	1-1 5/2 21:26	0-0 1/1 13:02	0-0 1/1 15:41	-	1-0 2/1 7:34	MIL
Feb 19	Vs EDM	1-1 2/2 16:18	0-0 3/1 21:06	1-0 3/1 10:14	0-0 2/2 15:56	-	0-0 0/0 10:37	MIL
Feb 21	Vs VAN	1-1 2/0 23:14	0-0 5/0 22:31	0-0 1/0 10:47	0-0 2/0 5:06	-	0-0 2/0 8:40	MIL
Feb 23	Vs DET	0-1 2/1 17:18	1-0 1/0 19:02	0-0 0/1 13:36	INJ	Acq. from ANA 2/26	0-1 1/1 14:51	MIL
Feb 27	@ BUF	2-0 10/3 19:38	0-1 2/2 22:00	0-0 1/3 10:41	INJ	DND	0-0 0/0 12:56	MIL
Mar 1	@ DAL	0-1 5/1 17:58	0-1 2/1 19:58	1-0 (W) 1/0 9:13	INJ	DND	0-0 0/0 8:33	MIL
Mar 4	@ EDM	0-1 1/0 15:53	0-1 2/1 23:27	0-0 1/1 14:41	INJ	DND	0-0 0/0 3:49	MIL
Mar 6	@ VAN	0-0 0/3 17:50	0-0 2/0 19:39	0-0 1/2 9:45	INJ	DND	0-0 0/0 11:11	MIL
Mar 7	@ CGY	0-0 3/0 19:16	0-0 3/0 20:49	0-0 0/0 4:27	INJ	DND	0-0 2/1 13:13	MIL
Mar 9	@ DET	0-1 1/0 19:24	0-0 2/0 23:58	1-0 2/1 7:58	INJ	0-0 0/0 9:24	0-0 0/0 10:27	MIL
Mar 11	Vs S.J.	1-0 4/1 20:17	0-0 2/0 20:53	0-0 2/0 6:41	INJ	DND	0-0 0/0 9:19	0-0 4/0 18:15
Mar 13	Vs L.A.	0-1 5/0 20:59	0-0 4/0 23:20	0-0 4/1 12:08	INJ	DND	0-0 1/0 8:33	0-0 1/0 11:00
Mar 15	@ DET	0-1 1/1 18:48	0-0 1/0 17:39	0-0 0/1 9:36	INJ	0-1 1/1 5:58	1-0 2/1 13:24	1-0 (W) 1/1 6:19
Mar 18	Vs WSH	1-0 4/1 21:53	0-0 1/0 23:21	0-0 2/1 9:30	INJ	DND	0-0 2/0 6:30	0-0 0/0 9:28
Mar 20	Vs DET	0-0 5/1 18:42	0-0 1/4 22:28	0-0 2/0 8:31	INJ	0-0 3/0 9:22	0-0 0/0 10:51	0-0 0/0 10:00
Mar 22	Vs CHI	1-0 9/1 22:16	0-0 3/1 24:06	0-0 2/0 8:06	INJ	0-0 0/0 7:23	0-0 1/0 13:57	0-0 0/0 9:06
Mar 25	Vs CBJ	1-1 6/2 15:25	0-0 1/1 23:57	0-0 0/0 4:18	INJ	0-0 0/0 6:15	0-0 1/0 14:20	0-0 1/0 8:26
Mar 28	@ CBJ	0-0 1/1 18:14	0-1 1/1 23:11	0-0 0/0 7:06	INJ	DND	0-0 1/0 15:42	0-0 2/0 8:00
Mar 30	@ DET	0-0 2/0 19:10	0-0 2/1 25:12	0-0 0/0 7:07	INJ	DND	0-0 0/0 12:53	0-0 1/0 3:34
Apr 1	@ STL	0-0 1/1 19:12	0-1 0/2 22:17	1-1 4/2 12:18	INJ	1-1 2/2 11:31	0-0 0/0 11:17	1-1 (W) 4/3 12:46
Apr 3	Vs STL	0-1 4/2 19:01	0-0 0/0 19:37	0-0 0/1 8:02	INJ	0-0 0/1 5:19	1-0 2/1 13:18	0-0 2/1 9:41
Apr 4	@ CHI	DND	0-1 1/1 16:20	0-0 2/0 14:21	INJ	0-0 3/0 16:32	0-0 1/0 12:25	1-0 4/1 18:14

Skaters: Goals-Assists (Game Winning) Shots (+/-) TOI DND: Did Not Dress DNP: Did not play INJ: Injured MIL: Milwaukee (AHL) SUS: Suspended



# PLAYER GAME-BY-GAME SUMMARY

Date	Opp	FIDDLER # 38	ORTMEYER # 41	PIHLSTROM # 42	RADULOV # 47
Oct 4	Vs COL	0-1 0/2 11:51	0-0 0/1 12:17	MIL	0-0 1/0 12:35
Oct 6	Vs DAL	0-0 1/0 13:52	0-1 0/1 14:23	MIL	0-0 3/1 12:31
Oct 10	@ STL	0-0 0/4 11:44	0-0 0/0 14:02	MIL	0-1 2/1 12:30
Oct 11	Vs PHX	1-0 1/0 10:58	0-0 0/0 12:34	MIL	0-1 4/1 16:58
Oct 13	Vs CGY	0-2 0/2 11:35	0-0 0/0 12:48	MIL	1-0 2/3 18:42
Oct 17	@ ANA	0-0 0/1 12:05	DND	MIL	0-1 4/0 18:45
Oct 20	@ S.J.	0-0 2/2 9:52	0-0 4/0 16:02	MIL	0-0 2/0 13:18
Oct 23	@ L.A.	0-0 1/2 13:54	0-0 1/3 13:11	MIL	0-0 0/0 17:24
Oct 25	Vs ATL	0-0 0/0 15:11	0-1 3/1 12:30	MIL	0-0 2/1 16:27
Oct 27	Vs FLA	2-0 3/3 15:02	0-0 1/1 15:38	MIL	0-2 1/3 15:44
Oct 30	@ CGY	0-0 2/1 14:26	0-0 0/0 9:48	MIL	1-0 3/4 17:20
Nov 1	@ VAN	0-0 0/0 12:28	0-0 1/0 17:17	MIL	0-0 1/0 12:30
Nov 2	@ EDM	1-0 1/1 14:29	0-0 1/1 15:14	MIL	0-0 1/0 10:51
Nov 4	@ CHI	0-1 0/1 10:37	0-0 1/0 15:27	MIL	14 3/1 15:09
Nov 7	@ DET	0-0 0/1 13:51	0-0 1/0 15:04	MIL	0-2 2/2 14:05
Nov 10	Vs CBJ	0-0 1/1 13:08	0-0 0/0 11:00	MIL	0-0 3/1 18:11
Nov 12	@ CBJ	0-1 3/1 13:15	0-0 1/1 12:22	MIL	0-0 3/0 16:58
Nov 15	Vs CHI	1-1 1/2 12:27	0-0 2/0 14:37	MIL	12 3/2 13:24
Nov 17	Vs STL	0-0 1/1 13:17	0-0 0/1 14:25	MIL	1-0 2/1 14:06
Nov 19	@ STL	0-0 0/0 15:25	0-0 1/1 11:22	MIL	0-0 1/1 16:36
Nov 22	Vs DET	0-0 1/0 11:29	0-0 2/0 12:59	MIL	0-0 0/0 13:38
Nov 24	Vs MIN	1-0 1/0 10:45	0-0 3/3 10:04	MIL	0-1 2/0 14:33
Nov 29	@ OTT	0-0 1/1 14:13	0-0 0/1 15:22	MIL	0-0 1/0 12:38
Dec 1	@ MTL	0-0 1/2 12:23	1-0 4/0 11:11	MIL	0-2 4/1 16:08
Dec 4	@ TOR	INJ	0-0 3/0 11:40	MIL	0-0 2/0 18:21
Dec 6	Vs VAN	INJ	1-0 1/0 12:58	MIL	0-0 3/0 18:55
Dec 8	Vs ANA	0-2 0/2 11:45	0-1 1/1 10:49	MIL	1-0 4/0 18:20
Dec 10	Vs DET	0-0 2/1 14:18	0-0 1/0 7:30	MIL	0-0 6/0 19:14
Dec 13	Vs COL	0-0 3/0 18:59	0-0 2/0 14:33	MIL	1-0 6/4 15:45
Dec 15	@ COL	0-0 4/0 13:19	0-0 1/1 15:31	0-0 1/1 9:08	0-0 2/0 15:24
Dec 18	@ MIN	0-0 1/1 12:29	0-0 3/1 12:12	MIL	0-0 2/1 13:30
Dec 19	@ CHI	0-0 1/0 11:07	0-0 0/1 11:22	MIL	0-1 0/2 11:47
Dec 22	Vs L.A.	0-1 0/1 11:47	0-0 1/0 15:58	MIL	0-0 4/2 11:40
Dec 23	@ CBJ	0-0 1/0 13:56	1-0 4/1 17:33	MIL	0-0 3/0 14:16
Dec 26	@ CHI	0-1 1/0 11:37	0-0 1/0 9:59	MIL	1-0 3/4 13:58
Dec 27	Vs CBJ	0-0 0/0 9:32	DND	MIL	1-0 2/2 16:11
Dec 29	Vs S.J.	DND	0-0 1/1 12:13	MIL	1-1 1/1 15:07
Dec 31	@ DAL	0-0 1/0 16:56	0-0 0/0 9:27	MIL	0-1 1/1 15:06
Jan 3	Vs EDM	0-0 3/0 17:17	DND	MIL	2-0 (W) 3/1 13:05
Jan 5	Vs MIN	0-0 1/1 14:17	DND	MIL	0-2 0/2 16:11
Jan 7	@ ANA	0-0 0/0 13:49	DND	MIL	0-0 2/2 18:54
Jan 8	@ L.A.	0-0 1/0 13:53	1-0 4/1 16:17	MIL	0-1 0/2 9:47
Jan 12	@ CBJ	0-0 0/0 14:06	0-0 1/0 12:27	MIL	1-0 3/0 19:23
Jan 13	Vs CHI	0-0 1/0 12:06	0-0 3/1 13:52	MIL	0-0 4/1 17:06
Jan 15	Vs CGY	0-0 2/0 11:09	DND	MIL	0-0 0/1 18:51
Jan 17	Vs ANA	0-0 1/1 11:52	DND	MIL	0-0 0/0 16:43
Jan 19	@ STL	0-0 1/0 14:17	DND	MIL	0-0 0/0 13:38
Jan 21	Vs STL	0-0 3/0 15:21	0-0 0/0 13:33	MIL	2-1 4/2 20:46
Jan 22	@ COL	0-1 2/0 14:51	0-0 2/0 12:07	MIL	1-0 5/1 19:33
Jan 24	@ PHX	0-1 1/1 13:42	0-0 1/1 11:34	MIL	1-0 2/1 21:56
Jan 29	@ BOS	0-0 2/0 13:07	0-0 0/0 10:25	MIL	1-0 7/1 22:39
Jan 31	Vs CBJ	1-0 (W) 2/1 13:18	DND	MIL	1-0 3/0 14:17
Feb 2	Vs PHX	0-0 1/0 14:26	0-0 1/0 7:49	MIL	1-0 (W) 7/0 19:37
Feb 5	Vs CAR	0-0 2/0 12:09	DND	MIL	0-1 4/1 19:02
Feb 7	Vs TB	0-0 1/0 13:34	DND	MIL	1-0 1/0 21:27
Feb 9	@ S.J.	2-1 3/2 14:17	0-0 1/0 10:44	MIL	0-0 0/3 16:54
Feb 10	@ PHX	0-1 1/0 14:49	0-0 2/0 12:58	MIL	0-2 0/3 17:27
Feb 12	Vs DET	0-0 2/0 13:48	0-0 1/0 11:22	MIL	2-0 3/3 13:44
Feb 14	Vs CHI	0-1 1/1 13:49	0-0 4/1 10:36	MIL	0-0 2/3 17:25
Feb 16	Vs STL	0-1 3/1 14:04	0-0 2/0 6:50	MIL	0-0 2/0 22:31
Feb 17	@ MIN	0-0 0/0 18:28	0-1 1/1 8:33	MIL	0-2 2/1 21:08
Feb 19	Vs EDM	0-2 1/1 16:55	DND	MIL	1-1 2/3 16:02
Feb 21	Vs VAN	0-0 2/0 15:53	DND	MIL	0-0 5/0 21:29
Feb 23	Vs DAL	0-1 2/2 15:40	0-0 0/0 4:39	MIL	INJ
Feb 27	@ BUF	0-0 1/1 13:13	INJ	MIL	0-1 1/2 13:21
Mar 1	@ DAL	0-1 1/0 15:32	INJ	MIL	0-1 1/1 12:09
Mar 4	@ EDM	0-1 1/1 12:39	INJ	MIL	0-0 0/1 16:21
Mar 6	@ VAN	1-0 1/0 12:55	INJ	MIL	0-0 2/4 15:33
Mar 7	@ CGY	0-1 1/1 15:37	INJ	MIL	0-1 2/1 15:09
Mar 9	@ DET	0-0 0/0 15:07	INJ	MIL	0-0 0/0 16:32
Mar 11	Vs S.J.	0-0 1/0 15:57	INJ	MIL	0-0 1/0 19:02
Mar 13	Vs L.A.	0-0 0/1 16:36	INJ	MIL	0-1 2/0 21:02
Mar 15	@ DET	0-0 0/0 18:17	INJ	MIL	0-1 5/0 15:31
Mar 18	Vs WSH	0-0 1/1 13:48	INJ	MIL	0-0 2/2 21:02
Mar 20	Vs DET	0-0 0/1 12:47	INJ	MIL	2-0 4/2 17:37
Mar 22	Vs CHI	0-0 1/0 16:00	INJ	MIL	0-0 3/1 18:09
Mar 25	Vs CBJ	0-0 0/0 16:44	INJ	MIL	0-0 0/0 16:47
Mar 28	@ CBJ	0-0 0/0 17:10	INJ	MIL	0-1 1/1 16:25
Mar 30	@ DET	0-0 1/0 15:25	INJ	MIL	0-0 4/1 17:19
Apr 1	@ STL	1-0 3/0 13:20	INJ	MIL	0-0 0/1 16:00
Apr 3	Vs STL	0-0 4/0 16:58	INJ	MIL	0-0 2/4 16:13
Apr 4	@ CHI	0-0 1/0 14:57	INJ	MIL	0-0 3/2 15:23

# PLAYER GAME-BY-GAME SUMMARY

Date	Opp	DUMONT # 71	MASON # 30	RINNE # 35	ELLIS # 39
Oct 4	Vs COL	1-1/2 19:00	0-35 W 60	MIL	DNP
Oct 6	Vs DAL	1-0 (W) 3/1 16:00	1-29 W 60	MIL	DNP
Oct 10	@ STL	0-0 0/3 16:27	4-18 L 31	MIL	0-14 29
Oct 11	Vs PHX	0-0 3/2 17:28	5-23 L 58	MIL	DNP
Oct 13	Vs CGY	1-2/1 17:24	6-23 L 48	MIL	1-7 12
Oct 17	@ ANA	0-0 3/1 21:53	3-31 L 58	MIL	DNP
Oct 20	@ S.J.	0-0 0/1 18:54	2-19 L 58	MIL	DNP
Oct 23	@ L.A.	0-0 3/0 17:20	4-19 L 30	MIL	2-17 30
Oct 25	Vs ATL	0-0 4/0 21:07	DNP	MIL	0-20 W 60
Oct 27	Vs FLA	0-0 3/0 19:23	DNP	MIL	3-27 W 60
Oct 30	@ CGY	0-0 1/1 18:09	5-33 L 60	MIL	DNP
Nov 1	@ VAN	0-2 2/1 17:53	DNP	MIL	0-29 W 60
Nov 2	@ EDM	0-0 1/1 19:15	DNP	MIL	1-31 W 60
Nov 4	@ CHI	0-1 1/1 19:24	2-32 W 60	MIL	DNP
Nov 7	@ DET	1-0 5/1 18:00	2-45 O 65	MIL	DNP
Nov 10	Vs CBJ	0-0 1/1 17:11	3-39 W 65	MIL	DNP
Nov 12	@ CBJ	2-1 4/3 18:05	1-30 W 60	MIL	DNP
Nov 15	Vs CHI	0-0 3/0 19:19	4-31 W 60	MIL	DNP
Nov 17	Vs STL	0-0 1/0 17:51	2-20 O 65	MIL	DNP
Nov 19	@ STL	0-0 2/0 16:13	2-22 L 59	MIL	DNP
Nov 22	Vs DET	0-2 0/2 16:10	2-30 W 60	MIL	DNP
Nov 24	Vs MIN	0-0 3/0 18:48	4-25 L 59	MIL	DNP
Nov 29	@ OTT	1-3 4/2 16:25	DNP	MIL	5-32 W 60
Dec 1	@ MTL	0-0 2/1 20:49	2-6 14	MIL	2-20 W 50
Dec 4	@ TOR	0-0 1/1 21:43	3-15 L 59	MIL	DNP
Dec 6	Vs VAN	0-0 3/0 22:39	DNP	MIL	4-24 L 59
Dec 8	Vs ANA	0-0 4/1 21:40	2-23 W 60	MIL	DNP
Dec 10	Vs DET	0-0 1/1 18:40	DNP	MIL	2-35 L 58
Dec 13	Vs COL	0-0 1/0 18:22	2-32 L 59	MIL	DNP
Dec 15	@ COL	0-0 2/0 17:28	3-16 L 58	MIL	DNP
Dec 18	@ MIN	1-0 5/1 11:38	DNP	MIL	3-31 L 59
Dec 19	@ CHI	1-0 3/0 18:51	2-2 5	MIL	3-28 L 55
Dec 22	Vs L.A.	0-2 1/2 18:15	DNP	MIL	3-37 W 60
Dec 23	@ CBJ	1-0 (W) 3/0 17:35	1-31 W 60	MIL	DNP
Dec 26	@ CHI	0-0 2/1 20:03	2-18 L 44	MIL	2-3 16
Dec 27	Vs CBJ	0-0 1/1 18:53	3-39 W 60	MIL	DNP
Dec 29	Vs S.J.	1-0 3/0 18:04	5-29 L 60	MIL	DNP
Dec 31	@ DAL	1-0 (W) 3/1 19:10	DNP	MIL	0-22 W 60
Jan 3	Vs EDM	1-1 2/1 15:34	DNP	MIL	2-28 W 60
Jan 5	Vs MIN	1-1 2/2 16:23	DNP	MIL	1-30 W 60
Jan 7	@ ANA	1-0 3/1 19:57	DNP	MIL	5-37 L 59
Jan 8	@ L.A.	1-1 3/2 18:37	0-28 W 60	MIL	DNP
Jan 12	@ CBJ	0-1 1/0 20:40	1-29 O 65	MIL	DNP
Jan 13	Vs CHI	0-2 5/1 20:54	DNP	MIL	2-30 O 65
Jan 15	Vs CGY	1-1 4/1 19:09	0-22 W 60	MIL	DNP
Jan 17	Vs ANA	0-1 2/0 22:17	2-16 L 59	MIL	DNP
Jan 19	@ STL	1-0 2/0 18:18	2-26 W 60	MIL	DNP
Jan 21	Vs STL	0-1 5/1 21:28	3-34 W 60	MIL	DNP
Jan 22	@ COL	0-1 3/1 20:05	DNP	MIL	0-38 W 60
Jan 24	@ PHX	0-1 4/0 22:18	4-30 O 64	MIL	DNP
Jan 29	@ BOS	0-1 3/1 20:39	3-28 L 58	MIL	DNP
Jan 31	Vs CBJ	0-2 2/0 16:46	2-33 W 60	MIL	DNP
Feb 2	Vs PHX	0-0 4/1 19:02	DNP	MIL	2-37 W 64
Feb 5	Vs CAR	1-0 (W) 3/1 20:18	0-31 W 60	MIL	DNP
Feb 7	Vs TB	0-1 2/1 18:51	DNP	MIL	2-25 O 61
Feb 9	@ S.J.	0-0 1/1 17:52	4-27 L 60	MIL	DNP
Feb 10	@ PHX	1-2 (W) 4/3 19:03	DNP	MIL	3-33 W 60
Feb 12	Vs DET	1-1 (W) 4/2 14:41	2-42 W 60	MIL	DNP
Feb 14	Vs CHI	0-1 0/2 13:17	3-7 L 13	MIL	3-13 47
Feb 16	Vs STL	INJ	DNP	MIL	1-19 W 61
Feb 17	@ MIN	INJ	5-28 O 65	MIL	DNP
Feb 19	Vs EDM	1-2 (W) 2/4 16:54	DNP	MIL	4-36 W 60
Feb 21	Vs VAN	0-1 4/0 23:39	2-30 O 65	MIL	DNP
Feb 23	Vs DAL	1-0 4/4 19:48	2-11 20	MIL	4-18 L 40
Feb 27	@ BUF	0-1 2/3 17:27	5-19 L 35	MIL	3-14 25
Mar 1	@ DAL	1-0 2/1 16:58	DNP	MIL	1-25 W 60
Mar 4	@ EDM	1-0 2/1 14:44	DNP	MIL	1-30 W 60
Mar 6	@ VAN	0-0 3/3 17:00	3-33 54	MIL	3-11 L 6
Mar 7	@ CGY	1-0 (W) 2/1 18:53	DNP	MIL	1-30 W 62
Mar 9	@ DET	0-0 3/1 19:07	4-33 L 58	MIL	DNP
Mar 11	Vs S.J.	0-0 0/1 20:49	DNP	MIL	2-42 L 58
Mar 13	Vs L.A.	1-0 3/0 19:32	DNP	MIL	3-29 L 59
Mar 15	@ DET	0-0 3/0 17:12	DNP	MIL	1-35 W 60
Mar 18	Vs WSH	1-0 2/2 21:30	0-12 43	MIL	3-8 L 15
Mar 20	Vs DET	0-2 2/2 17:31	3-22 L 35	MIL	2-13 24
Mar 22	Vs CHI	0-1 1/1 22:28	DNP	DND	1-38 W 65
Mar 25	Vs CBJ	0-1 2/2 15:45	DNP	DND	0-36 W 60
Mar 28	@ CBJ	0-1 2/1 17:16	DNP	DND	0-43 W 60
Mar 30	@ DET	0-0 3/0 18:50	DNP	DND	1-36 O 63
Apr 1	@ STL	0-0 2/1 19:27	0-10 W 55	DND	3-7 7
Apr 3	Vs STL	1-1 4/1 16:07	DNP	DND	2-29 W 60
Apr 4	@ CHI	0-1 0/0 11:03	3-12 L 31	0-8 29	DND

Goalies: Goals Allowed-Shots Decision Minutes Played Skaters: Goals-Assists (Game Winning) Shots (+/-) TOI DND: Did Not Dress DNP: Did not play INJ: Injured MIL: Milwaukee (AHL) SUS: Suspended

## MAN-GAMES LOST DUE TO INJURY, ILLNESS OR SUSPENSION

PLAYER	DATE OF INJURY / SUSP.	TYPE OF INJURY	DATES MISSED	GAMES MISSED
Arnett	11/17	Neck strain	11/19	1
	1/31	Leg injury	2/2	1
Bonk	1/19	Arm Injury	1/21-1/24	3
de Vries	3/20	Upper-body Injury	3/22-3/30	4
Dumont	2/16	Illness	2/16-2/17	2
Erat	12/10	Neck strain	12/13-12/15	2
	12/21	Illness	12/22-12/23	2
	2/7	Upper-body injury	2/9-2/10	2
Fiddler	12/1	Groin strain	12/4-12/6	2
Gelinas	10/13	Bruised shoulder	10/25-11/4	6
	2/21	Knee Injury	2/23-4/4	19
Hamhuis	2/9	Flu	2/10	1
	3/13	Lower-leg injury	3/13	1
Hordichuk	10/25	Broken toe	10/27-11/7	6
	12/10	Flu	12/10	1
	1/13	Lower-leg injury	1/15-1/29	7
	3/28	Knee injury	3/30-4/3	3
Klein	9/16	Shoulder injury	10/4-10/17	6
Koistinen	2/11	Flu	2/12-2/14	2
	11/20	Back spasms	11/22-11/23	2
Legwand	12/29	Upper-body injury	12/31	1
	1/21	Lower-leg Injury	1/22-1/29	3
	3/7	Foot Injury	3/9-4/4	13
Nichol	12/1	SUSPENSION	12/4-12/13	5
Ortmeyer	2/23	Knee injury	2/27-4/4	18
Radulov	2/23	Flu	2/23	1
Sullivan	2/22/07	Back injury	10/4-4/4	82
Suter	12/26	Leg injury	12/27-12/31	3
Tootoo	1/7	Groin injury	1/8-2/16	19
Weber	10/4	Dislocated patella	10/6-11/15	17
	12/22	Leg injury	12/23-1/13	11
<b>TOTAL MAN-GAMES LOST DUE TO INJURY OR ILLNESS:</b>				<b>239</b>
<b>TOTAL MAN-GAMES LOST DUE TO SUSPENSION:</b>				<b>5</b>

### PREDATORS MAN-GAMES LOST DUE TO INJURY OR ILLNESS

1998-99 – 391	2002-03 – 256
1999-00 – 318	2003-04 – 248
2000-01 – 155	2005-06 – 272
2001-02 – 218	2006-07 – 196

## TRANSACTIONS

## TRAINING CAMP

**September 19, 2007:** Reassigned forwards Mark Santorelli, Viktor Sjodin and Nick Spaling, defenseman Jonathon Blum and goaltender Jeremy Smith to their respective junior teams. Reassigned forward Patric Hornqvist and defensemen Robert Dietrich and Teemu Laakso to their respective European teams.

**September 22, 2007:** Reassigned forwards Jason Guerriero, Ryan Maki, Cal O'Reilly, Rich Peverley, Antti Pihlstrom, Mike Santorelli, Oliver Setzinger, Andreas Thuresson, John Vigilante, Shane Willis and Kelsey Wilson, defensemen Cody Franson, Alex Henry, Mark Matheson, Richard Stehlik, Alexander Sulzer and Nolan Yonkman and goaltenders Maxime Daigneault and Dov Grumet-Morris to Milwaukee (AHL).

**September 28, 2007:** Reassigned defenseman Janne Niskala and goaltender Pekka Rinne to Milwaukee (AHL).

**September 29, 2007:** Reassigned forwards Matt Ellison and Josh Langfeld to Milwaukee (AHL).

## REGULAR SEASON

**October 27, 2007:** Recalled forward Rich Peverley from Milwaukee (AHL).

**November 6, 2007:** Reassigned forward Rich Peverley to Milwaukee (AHL).

**November 16, 2007:** Reassigned defenseman Kevin Klein to Milwaukee (AHL) on a conditioning assignment.

**December 7, 2007:** Signed forward David Legwand to a six-year contract extension.

**December 14, 2007:** Recalled forward Antti Pihlstrom from Milwaukee (AHL).

**December 18, 2007:** Reassigned forward Antti Pihlstrom to Milwaukee (AHL).

**December 31, 2007:** Recalled forward Josh Langfeld from Milwaukee (AHL).

**January 2, 2008:** Reassigned forward Josh Langfeld to Milwaukee (AHL).

**January 14, 2008:** Recalled forward Rich Peverley from Milwaukee (AHL).

**January 22, 2008:** Recalled forward Josh Langfeld from Milwaukee (AHL).

**January 25, 2008:** Reassigned forward Josh Langfeld to Milwaukee (AHL).

**February 14, 2008:** Reassigned defenseman Kevin Klein to Milwaukee (AHL) on a conditioning assignment.

**February 17, 2008:** Reassigned forward Rich Peverley to Milwaukee (AHL).

**February 26, 2008:** Acquired Brandon Bochenski from Anaheim for future considerations.

Acquired Jan Hlavac from Tampa Bay for a seventh-round selection in the 2007 Entry Draft (traded to Philadelphia; Philadelphia selected Joacim Eriksson).

**March 10, 2008:** Recalled forward Rich Peverley from Milwaukee (AHL).

**March 22, 2008:** Recalled goaltender Pekka Rinne from Milwaukee (AHL).

**April 4, 2008:** Reassigned goaltender Pekka Rinne to Milwaukee (AHL).

## PLAYOFFS

**April 18, 2008:** Recalled forward Josh Langfeld from Milwaukee (AHL).

**April 21, 2008:** Reassigned forward Josh Langfeld to Milwaukee (AHL).

**April 22, 2008:** Reassigned forward Rich Peverley to Milwaukee (AHL).

## OFF-SEASON

**May 6, 2008:** Signed free-agent forward Ian McKenzie.

**May 12, 2008:** Signed forward Martin Erat to a seven-year contract.

**June 16, 2008:** Signed defenseman Ryan Suter to a four-year contract.

**June 19, 2008:** Acquired a fifth-round selection in the 2009 NHL Entry Draft from Carolina for forward Darcy Hordichuk and a fifth-round selection in the 2010 NHL Entry Draft.

**June 20, 2008:** Acquired N.Y. Rangers' fourth-round selection in the 2008 NHL Entry Draft (Traded to N.Y. Rangers; N.Y. Rangers selected Dale Weise) from St. Louis for goaltender Chris Mason.

Acquired Toronto's first-round selection (Colin Wilson) in the 2008 NHL Entry Draft from the N.Y. Islanders for Florida's first-round selection (Joshua Bailey) and second-round selection (Aaron Ness) in the 2008 NHL Entry Draft.

## TRANSACTIONS

Acquired a first-round selection (Chet Pickard) in the 2008 NHL Entry Draft from Ottawa for a first-round selection (Erik Karlsson) in the 2008 NHL Entry Draft and a third-round selection in the 2009 NHL Entry Draft. Selected forward Colin Wilson in the 2008 Entry Draft.

**June 21, 2008:** Acquired Toronto's second-round selection (Roman Josi) in the 2008 NHL Entry Draft from Phoenix for a second-round selection (traded to Florida; Florida Panthers selected Colby Robak) and a third-round selection (Mathieu Brodeur) in the 2008 NHL Entry Draft.

Acquired a seventh-round selection (Anders Lindback) in the 2008 NHL Entry Draft and Toronto's fourth-round selection in the 2009 NHL Entry Draft from San Jose for a fourth-round selection in the 2008 NHL Entry Draft (Harri Sateri).

Acquired a seventh-round selection (Jani Lajunen) in the 2008 NHL Entry Draft and a fourth-round selection in the 2009 NHL Entry Draft from N.Y. Rangers for N.Y. Rangers' fourth-round selection (via St. Louis, Dale Weise) in the 2008 NHL Entry Draft.

Selected forwards Taylor Stefishen and Jani Lajunen, defensemen Roman Josi and Jeffrey Foss, and goaltender Anders Lindback in the 2008 NHL Entry Draft.

**June 23, 2008:** Signed defenseman Shea Weber to a three-year contract.

Signed goaltender Dan Ellis to a two-year contract.

**June 24, 2008:** Acquired forward Triston Grant and a seventh-round selection in the 2009 NHL Entry Draft from Philadelphia for defenseman Janne Niskala.

**July 1, 2008:** Acquired forward Ryan Jones and a second-round selection in the 2009 NHL Entry Draft from Minnesota for defenseman Marek Zidlicky.

Signed free-agent goaltender Drew MacIntyre to a one-year contract.

**July 9, 2008:** Signed forward Josh Gratton to a one-year contract.

**July 14, 2008:** Signed forward Joel Ward to a one-year contract.

**July 16, 2008:** Signed defenseman Kevin Klein to a two-year contract.

**July 25, 2008:** Signed forward Rich Peverley to a two-year contract.

Signed goaltender Pekka Rinne to a one-year contract extension.

**July 28, 2008:** Signed forward Triston Grant to a one-year contract.

**August 11, 2008:** Signed goaltender Chet Pickard to an entry-level contract.



## AMERICAN HOCKEY LEAGUE STANDINGS AND LEADERS

## EASTERN CONFERENCE

## ATLANTIC DIVISION

Team	GP	W	L	OTL	SOL	GF	GA	PTS	PCT
Providence	80	55	18	3	4	280	206	117	.731
Hartford	80	50	20	2	8	266	198	110	.688
Portland	80	45	26	5	4	238	215	99	.619
Manchester	80	39	31	5	5	240	228	88	.550
Springfield	80	35	35	5	5	214	257	80	.500
Worcester	80	32	37	5	6	216	258	75	.469
Lowell	80	25	43	7	5	183	270	62	.388

## EAST DIVISION

Team	GP	W	L	OTL	SOL	GF	GA	PTS	PCT
W.B./Scranton	80	47	26	3	4	223	187	101	.631
Philadelphia	80	46	27	4	3	236	212	99	.619
Albany	80	43	30	3	4	213	198	93	.581
Hershey	80	42	30	2	6	253	247	92	.575
Bridgeport	80	40	36	1	3	225	240	84	.525
Binghamton	80	34	32	9	5	225	248	82	.512
Norfolk	80	29	44	2	5	213	267	65	.406

## WESTERN CONFERENCE

## NORTH DIVISION

Team	GP	W	L	OTL	SOL	GF	GA	PTS	PCT
Toronto	80	50	21	3	6	246	203	109	.681
Syracuse	80	46	26	2	6	247	201	100	.625
Manitoba	80	46	27	3	4	236	197	99	.619
Hamilton	80	36	34	3	7	208	235	82	.512
Grand Rapids	80	31	41	2	6	210	245	70	.438
Lake Erie	80	26	41	6	7	209	276	65	.406
Rochester	80	24	46	6	4	197	291	58	.362

## WEST DIVISION

Team	GP	W	L	OTL	SOL	GF	GA	PTS	PCT
Chicago	80	53	22	2	3	300	226	111	.694
Rockford	80	44	26	4	6	247	231	98	.613
Houston	80	45	29	2	4	206	183	96	.600
<b>Milwaukee</b>	<b>80</b>	<b>44</b>	<b>29</b>	<b>4</b>	<b>3</b>	<b>231</b>	<b>212</b>	<b>95</b>	<b>.594</b>
San Antonio	80	42	28	3	7	238	225	94	.588
Quad City	80	38	32	3	7	203	214	86	.537
Peoria	80	38	33	4	5	247	242	85	.531
Iowa	80	35	37	5	3	217	255	78	.487



Photo courtesy of Milwaukee Admirals

2007-08

POINTS	TEAM	GP	G	A	PTS
Jason Krog	CHI	80	39	73	112
Martin St. Pierre	RFD	69	21	67	88
Teddy Purcell	MCH	67	25	58	83
Pierre Parenteau	HFD	75	34	47	81
<b>Cal O'Reilly</b>	<b>MIL</b>	<b>80</b>	<b>16</b>	<b>63</b>	<b>79</b>
Brad Moran	MTB	74	22	55	77
Jeff Tambellini	BRI	57	38	38	76
Rob Schremp	SPR	78	23	53	76
Pascal Pelletier	PRO	73	37	38	75
Grant Stevenson	Q.C.	80	30	43	73
Corey Locke	HAM	78	30	42	72
Andrew Ebbett	POR	74	18	54	72
Brett Sterling	CHI	70	38	33	71
Joe Motzko	CHI	72	27	43	70
Alexandre Giroux	HER	68	33	35	68
Petri Kontiola	RFD	66	18	50	68
Jean-Guy Trudel	PEO	78	23	44	67
Mike Iggliden	WOR	78	29	37	66
Greg Moore	HFD	72	26	40	66
Jesse Schultz	CHI	80	26	40	66

## LEADING GOALTENDERS

	TEAM	GP	MIN	SA	GA	SO	GAA	SV%	W	L	SOL
Nolan Schaeffer	HOU	34	1980	896	68	6	2.06	.924	19	13	0
Jaroslav Halak	HAM	28	1630	803	57	2	2.10	.929	15	10	2
Michael Leighton	ALB	58	3451	1755	121	7	2.10	.931	28	25	4
Karl Goehring	SYR	29	1581	786	58	2	2.20	.926	15	9	2
John Curry	WBS	40	2343	1020	87	3	2.23	.915	24	12	3
Barry Brust	HOU	43	2380	1106	90	4	2.27	.919	24	16	3
Curtis McElhinney	Q.C	41	2320	987	88	3	2.28	.911	20	18	2
Corey Schneider	MTB	36	2054	926	78	3	2.28	.916	21	12	2
Scott Munroe	PHI	36	1779	832	68	4	2.29	.918	18	8	2
Mika Wilkman	HFD	34	1907	906	73	2	2.30	.919	21	8	3
Drew MacIntyre	MTB	46	2736	1338	106	2	2.32	.921	25	18	2
David LeNeveu	HFD	34	1958	901	76	2	2.33	.916	17	10	5
Tuukka Rask	PRO	45	2570	1055	100	1	2.33	.905	27	13	2
Justin Pogge	TOR	41	2415	1023	94	4	2.34	.908	26	10	4
Scott Clemmensen	TOR	40	2363	1070	96	1	2.44	.910	23	14	2

(minimum 1560 minutes)

GOALS	TEAM	GP	G	ASSISTS	TEAM	GP	A	PENALTY MIN	TEAM	GP	PIM
Jason Krog	CHI	80	39	Jason Krog	CHI	80	73	Louis Robitaille	HER	68	350
Jeff Tambellini	BRI	57	38	Martin St. Pierre	RFD	69	67	Peter Vandermeer	S.A	38	332
Brett Sterling	CHI	70	38	Cal O'Reilly	MIL	80	63	Derek Dorsett	SYR	64	289
Pascal Pelletier	PRO	73	37	Teddy Purcell	MCH	67	58	Hans Benson	PEO	44	265
Troy Brouwer	RFD	75	35	Brad Moran	MTB	74	55	Brandon Prust	Q.C	79	248

## MILWAUKEE ADMIRALS (AHL) FINAL SCORING

Pos	PLAYERS	GP	G	A	PTS	+/-	PIM	PP	SH	GW	S	%	
C	Cal O'Reilly	80	16	63	79	9	22	4	5	4	85	18.8%	
C	Matt Ellison	75	26	32	58	1	55	6	0	6	196	13.3%	
C	Rich Peverley	45	14	40	54	3	50	5	0	5	120	11.7%	
LW	John Vigilante	73	15	31	46	4	12	2	2	1	135	11.1%	
LW	Antti Pihlstrom	78	27	18	45	7	62	9	2	2	207	13.0%	
D	Janne Niskala	80	19	25	44	6	81	11	0	5	168	11.3%	
LW	Mike Santorelli	80	21	21	42	2	60	8	0	1	204	10.3%	
C	Jason Guerriero	64	9	28	37	6	48	2	1	1	94	9.6%	
D	Cody Franson	76	11	25	36	-11	40	8	0	2	164	6.7%	
D	Alexander Sulzer	61	7	25	32	1	47	5	1	3	102	6.9%	
C	Josh Langfeld	44	22	7	29	5	34	6	0	5	145	15.2%	
RW	Kelsey Wilson	66	8	11	19	-7	179	2	0	0	63	12.7%	
LW	Andreas Thuresson	77	11	7	18	-7	37	2	1	3	132	8.3%	
RW	Alex Henry	80	3	13	16	7	142	0	0	0	43	7.0%	
LW	John Laliberte	43	4	11	15	-2	25	1	0	0	50	8.0%	
D	Mark Matheson	49	0	10	10	-4	32	0	0	0	40	0.0%	
D	Bryan Schmidt	44	4	4	8	4	32	2	0	0	31	12.9%	
D	Nolan Yonkman	69	0	7	7	0	103	0	0	0	41	0.0%	
LW	Kevin Ulanski	ALB	1	0	1	1	-1	0	0	0	0	0.0%	
		MIL	39	3	2	5	-3	11	0	0	1	33	9.1%
	Totals	40	3	3	6	-4	11	0	0	1	33	9.1%	
RW	Ryan Maki	54	2	3	5	-12	23	0	0	0	49	4.1%	
C	Dave Scatchard	HFD	3	0	1	1	-1	0	0	0	8	0.0%	
		MIL	8	1	2	3	0	14	0	0	16	6.3%	
	Totals	11	1	3	4	-1	14	0	0	0	24	4.2%	
LW	Oliver Setzinger	21	1	2	3	-6	12	1	0	0	25	4.0%	
D	Kevin Klein	9	0	3	3	-3	2	0	0	0	10	0.0%	
RW	James Sixsmith	17	1	1	2	-2	2	0	0	0	10	10.0%	
G	Pekka Rinne	65	0	2	2	0	8	0	0	0	0	0.0%	
D	Richard Stehlik	14	1	0	1	1	12	0	0	0	17	5.9%	
D	Mike Madill	Q.C	2	0	1	1	-1	2	0	0	0	1	0.0%
		MIL	1	0	0	0	0	2	0	0	0	0.0%	
	Totals	3	0	1	1	-1	4	0	0	0	1	0.0%	
D	Gerard Miller	HAM	2	0	0	0	-2	2	0	0	2	0.0%	
		BNG	1	0	0	0	0	0	0	0	0	0.0%	
		MIL	5	0	1	1	-1	2	0	0	3	0.0%	
	Totals	8	0	1	1	-3	4	0	0	0	5	0.0%	
C	Oren Eizenman	1	0	0	0	0	0	0	0	0	0	0.0%	
LW	Mark Santorelli	1	0	0	0	0	0	0	0	0	0	0.0%	
RW	Shane Willis	1	0	0	0	0	0	0	0	0	1	0.0%	
D	T.J. McElroy	5	0	0	0	0	4	0	0	0	1	0.0%	
G	Maxime Daigneault	9	0	0	0	0	0	0	0	0	0	0.0%	
G	Dov Grumet-Morris	9	0	0	0	0	4	0	0	0	0	0.0%	
	BENCH	80	5				34						

GOALIES	GP	MIN	W	L	SOL	SO	GA	GAA	SA	SV%
Pekka Rinne	65	3840	36	24	3	5	158	2.47	1721	0.908
Maxime Daigneault	9	474	4	5	0	2	20	2.53	220	0.909
Dov Grumet-Morris	9	511	4	4	0	0	23	2.70	251	0.908
MILWAUKEE Totals	80	4825	44	33	3	7	201	2.50	2192	0.908

**BOLD** - On Nashville Predators' 2007-08 reserve list.

## MILWAUKEE ADMIRALS (AHL) PLAYOFF STATISTICS

## WEST DIVISION SEMIFINALS:

## Milwaukee Admirals (3) vs. Chicago Wolves (2)

No.	Date	Score	Game-winning goal		GP	W	L	GF	GA
1	April 16, 2008	Milwaukee 4 at Chicago 3 (OT)	Cal O'Reilly	Milwaukee	6	2	4	11	16
2	April 18, 2008	Milwaukee 1 at Chicago 2	Jesse Schultz	Chicago	6	4	2	16	11
3	April 20, 2008	Chicago 4 at Milwaukee 3 (OT)	Darren Haydar						
4	April 23, 2008	Chicago 0 at Milwaukee 2	Rich Peverley						
5	April 24, 2008	Milwaukee 1 at Chicago 4	Darren Haydar						
6	April 26, 2008	Chicago 3 at Milwaukee 0	Arturs Kulda						

(Chicago wins series, 4 games to 2)



Photo courtesy of Milwaukee Admirals

2007-08

## Milwaukee Admirals 2008 playoff scoring

Pos	PLAYERS	GP	G	A	PTS	+/-	PIM	PP	SH	GW	S	%
C	Josh Langfeld	5	5	1	6	0	6	3	1	0	15	33.3%
C	Cal O'Reilly	6	1	2	3	-3	0	0	0	1	9	11.1%
D	Mark Matheson	6	1	1	2	0	8	0	0	0	9	11.1%
D	Cody Franson	6	0	2	2	-1	2	0	0	0	19	0.0%
C	Rich Peverley	3	1	0	1	0	0	0	0	1	8	12.5%
LW	John Laliberte	6	1	0	1	0	4	0	0	0	11	9.1%
LW	Antti Pihlstrom	6	1	0	1	-2	8	0	0	0	10	10.0%
LW	Kelsey Wilson	6	1	0	1	3	22	0	0	0	5	20.0%
D	Kevin Ulanski	5	0	1	1	3	2	0	0	0	3	0.0%
D	Alex Henry	6	0	1	1	-2	10	0	0	0	1	0.0%
D	Janne Niskala	6	0	1	1	-3	8	0	0	0	11	0.0%
D	Bryan Schmidt	6	0	1	1	-2	2	0	0	0	4	0.0%
LW	John Vigilante	6	0	1	1	-1	0	0	0	0	14	0.0%
D	Nolan Yonkman	6	0	1	1	1	18	0	0	0	2	0.0%
G	Dov Grumet-Morris	1	0	0	0	0	0	0	0	0	0	0.0%
D	Gerard Miller	1	0	0	0	0	0	0	0	0	1	0.0%
RW	James Sixsmith	1	0	0	0	0	2	0	0	0	1	0.0%
LW	Mark Santorelli	2	0	0	0	0	0	0	0	0	1	0.0%
RW	Ryan Maki	3	0	0	0	0	2	0	0	0	1	0.0%
C	Matt Ellison	5	0	0	0	-1	2	0	0	0	6	0.0%
C	Jason Guerriero	5	0	0	0	-2	6	0	0	0	5	0.0%
G	Pekka Rinne	6	0	0	0	0	0	0	0	0	0	0.0%
C	Mike Santorelli	6	0	0	0	-5	2	0	0	0	8	0.0%
RW	Andreas Thuresson	6	0	0	0	-6	4	0	0	0	12	0.0%

GOALIES	GP	MIN	W	L	SO	GA	GAA	SV	SV%
Dov Grumet-Morris	1	20	0	0	0	0	0.00	6	1.00
Pekka Rinne	6	358	2	4	1	15	2.51	194	0.923
MILWAUKEE Totals	6	378	2	4	0	15	2.38	200	0.925

**Bold** - On Nashville Predators' 2007-08 reserve list.





Image courtesy of Getty Images/Harry How

# ***NHL & OPPONENTS***





## FINAL STANDINGS

## EASTERN CONFERENCE

## ATLANTIC DIVISION

	GP	W	L	OT	Pts	GF	GA
Pittsburgh Penguins	82	47	27	8	102	247	216
New Jersey Devils	82	46	29	7	99	206	197
New York Rangers	82	42	27	13	97	213	199
Philadelphia Flyers	82	42	29	11	95	248	233
New York Islanders	82	35	38	9	79	194	243

## NORTHEAST DIVISION

	GP	W	L	OT	Pts	GF	GA
Montréal Canadiens	82	47	25	10	104	262	222
Ottawa Senators	82	43	31	8	94	261	247
Boston Bruins	82	41	29	12	94	212	222
Buffalo Sabres	82	39	31	12	90	255	242
Toronto Maple Leafs	82	36	35	11	83	231	260

## SOUTHEAST DIVISION

	GP	W	L	OT	Pts	GF	GA
Washington Capitals	82	43	31	8	94	242	231
Carolina Hurricanes	82	43	33	6	92	252	249
Florida Panthers	82	38	35	9	85	216	226
Atlanta Thrashers	82	34	40	8	76	216	272
Tampa Bay Lightning	82	31	42	9	71	223	267

## WESTERN CONFERENCE

## CENTRAL DIVISION

	GP	W	L	OT	Pts	GF	GA
Detroit Red Wings	82	54	21	7	115	257	184
<b>Nashville Predators</b>	<b>82</b>	<b>41</b>	<b>32</b>	<b>9</b>	<b>91</b>	<b>230</b>	<b>229</b>
Chicago Blackhawks	82	40	34	8	88	239	235
Columbus Blue Jackets	82	34	36	12	80	193	218
St. Louis Blues	82	33	36	13	79	205	237

## NORTHWEST DIVISION

	GP	W	L	OT	Pts	GF	GA
Minnesota Wild	82	44	28	10	98	223	218
Colorado Avalanche	82	44	31	7	95	231	219
Calgary Flames	82	42	30	10	94	229	227
Edmonton Oilers	82	41	35	6	88	235	251
Vancouver Canucks	82	39	33	10	88	213	215

## PACIFIC DIVISION

	GP	W	L	OT	Pts	GF	GA
San Jose Sharks	82	49	23	10	108	222	193
Anaheim Ducks	82	47	27	8	102	205	191
Dallas Stars	82	45	30	7	97	242	207
Phoenix Coyotes	82	38	37	7	83	214	231
Los Angeles Kings	82	32	43	7	71	231	266

## 2008 Stanley Cup Playoff Results

## EASTERN CONFERENCE

## Quarterfinals

Montreal defeated Boston 4-3  
 Pittsburgh defeated Ottawa 4-0  
 Philadelphia defeated Washington 4-3  
 NY Rangers defeated New Jersey 4-1

## Semifinals

Philadelphia defeated Montreal 4-1  
 Pittsburgh defeated NY Rangers 4-1

## Conference Finals

Pittsburgh defeated Philadelphia 4-1

## WESTERN CONFERENCE

## Quarterfinals

Detroit defeated Nashville 4-2  
 San Jose defeated Calgary 4-3  
 Colorado defeated Minnesota 4-2  
 Dallas defeated Anaheim 4-2

## Semifinals

Detroit defeated Colorado 4-0  
 Dallas defeated San Jose 4-2

## Conference Finals

Detroit defeated Dallas 4-2

## Stanley Cup Finals

Detroit defeated Pittsburgh 4-2

## 2007-08 AWARDS, ALL-STARS & LEADERS

AWARD	GIVEN TO	WINNER	TEAM
Hart Memorial Trophy	Most valuable player, selected by the Professional Hockey Writers' Association	Alexander Ovechkin	Washington Capitals
Art Ross Trophy	NHL scoring leader	Alexander Ovechkin	Washington Capitals
Maurice "Rocket" Richard Trophy	NHL goal-scoring leader	Alexander Ovechkin	Washington Capitals
Calder Memorial Trophy	Rookie of the year, selected by the PHWA	Patrick Kane	Chicago Blackhawks
James Norris Memorial Trophy	Top defenseman, selected by the PHWA	Nicklas Lidstrom	Detroit Red Wings
Vezina Trophy	Top goaltender, selected by the NHL general managers	Martin Brodeur	New Jersey Devils
Corn Smythe Trophy	Playoff MVP, selected by the PHWA	Henrik Zetterberg	Detroit Red Wings
William M. Jennings Trophy	Team goaltender(s) with fewest goals against	Dominik Hasek, Chris Osgood	Detroit Red Wings
Lady Byng Memorial Trophy	Most sportsmanlike player, selected by the PHWA	Pavel Datsyuk	Detroit Red Wings
Frank J. Selke Trophy	Top defensive forward, selected by the PHWA	Pavel Datsyuk	Detroit Red Wings
Bill Masterton Memorial Trophy	Player who best exemplifies perseverance, sportsmanship and dedication to hockey, selected by the PHWA	Jason Blake	Toronto Maple Leafs
King Clancy Memorial Trophy	Player who best exemplifies leadership and humanitarian contributions	Vincent Lecavalier	Tampa Bay Lightning
Lester B. Pearson Award	Most valuable player, selected by the NHL Players' Association	Alexander Ovechkin	Washington Capitals
Jack Adams Award	Coach of the year, selected by the NHL Broadcasters' Association	Bruce Boudreau	Washington Capitals
NHL Lifetime Achievement Award		Gordie Howe	
Lester Patrick Trophy	Hockey personnel who have given outstanding service to hockey in the United States	Stan Fischler, Cammi Granato, John Halligan, Brian Leetch	
Presidents' Trophy	Club with top regular-season record	Detroit Red Wings	
Prince of Wales Trophy	Eastern Conference Champion	Pittsburgh Penguins	
Clarence S. Campbell Bowl	Western Conference Champion	Detroit Red Wings	
Stanley Cup	NHL Playoff Champion	Detroit Red Wings	

## 2007-08 NHL ALL-STAR TEAMS

FIRST ALL-STAR TEAM			
GOALTENDER	Evgeni Nabokov	San Jose Sharks	
DEFENSE	Nicklas Lidstrom	Detroit Red Wings	
DEFENSE	Dion Phaneuf	Calgary Flames	
CENTER	Evgeni Malkin	Pittsburgh Penguins	
LEFT WING	Alex Ovechkin	Washington Capitals	
RIGHT WING	Jarome Iginla	Calgary Flames	
SECOND ALL-STAR TEAM			
GOALTENDER	Martin Brodeur	New Jersey Devils	
DEFENSE	Brian Campbell	San Jose Sharks	
DEFENSE	Zdeno Chara	Boston Bruins	
CENTER	Joe Thornton	San Jose Sharks	
LEFT WING	Alex Kovalev	Montreal Canadiens	
RIGHT WING	Henrik Zetterberg	Detroit Red Wings	
ALL-ROOKIE TEAM			
GOALTENDER	Carey Price	Montreal Canadiens	
DEFENSE	Tobias Enstrom	Atlanta Thrashers	
DEFENSE	Tom Gilbert	Edmonton Oilers	
FORWARD	Patrick Kane	Chicago Blackhawks	
FORWARD	Jonathan Toews	Chicago Blackhawks	
FORWARD	Nicklas Backstrom	Washington Capitals	

## 2007-08 NHL CATEGORY LEADERS

CATEGORY	LEADER	TEAM	TOTAL
Goals	Alexander Ovechkin	Washington Capitals	65
Assists	Joe Thornton	San Jose Sharks	67
Points	Alexander Ovechkin	Washington Capitals	112
Points by Defenseman	Nicklas Lidstrom	Detroit Red Wings	70
Points by Rookie	Patrick Kane	Chicago Blackhawks	72
Power-play Goals	Alexander Ovechkin	Washington Capitals	22
Shorthanded Goals	Patrick Sharp/Daniel Alfredsson	Chicago Blackhawks/Ottawa Senators	7
Game-winning Goals	Alexander Ovechkin	Washington Capitals	11
Overtime Goals	Four tied		3
Shootout Game-Deciding Goals	Phil Kessel	Boston Bruins	5
Shots	Alexander Ovechkin	Washington Capitals	446
Shooting Percentage	Mike Ribeiro	Dallas Stars	25.2%
Plus/Minus	Pavel Datsyuk	Detroit Red Wings	41
Goals-Against Average	Chris Osgood	Detroit Red Wings	2.09
Goaltender Wins	Evgeni Nabokov	San Jose Sharks	46
Save Percentage	Dan Ellis	Nashville Predators	.924
Shutouts	Henrik Lundqvist	New York Rangers	10



### NHL New York, NHL Enterprises, L.P. & NHL Productions/NHL Images

1185 Avenue of the Americas,  
New York, NY 10036,  
212-789-2000, Fax: 212-789-2020,  
PR Fax: 212-789-2080

### NHL Montréal,

1800 McGill College Avenue, Suite 2600,  
Montréal, Québec, H3A 3J6,  
514-841-9220,  
Fax: 514-841-1070

#### EXECUTIVE

Commissioner	Gary B. Bettman
Deputy Commissioner	William Daly
Senior Executive Vice President & Director of Hockey Operations	Colin Campbell
Chief Operating Officer	John Collins

#### HOCKEY OPERATIONS

Senior Executive Vice President of Hockey Operations	Colin Campbell
Senior Vice President, Hockey Operations (Toronto)	Jim Gregory
Senior Vice President & Director of Officiating (Toronto)	Stephen Walkom
Senior Vice President, Hockey Operations (Toronto)	Mike Murphy
Vice President & Managing Director, Central Registry (Toronto)	Sean MacLeod
Video Director (Toronto)	Damian Echevarrieta
Director of Alumni Relations (Toronto)	Patrick Flatley
Director, Central Scouting (Toronto)	E.J. McGuire
Director of Systems, Central Registry (Montreal)	Madeleine Supino
Senior Manager, Hockey Operations (Toronto)	Kris King
Senior Manager, Central Registry (Toronto)	Brandon Pridham
Managers, Officiating (Toronto)	Dave Baker, Randy Hall
Facilities Operations Manager	Dan Craig
Office Manager / Senior Assistant (Toronto)	Kelley Rosset
Goaltender Equipment Manager (Toronto)...	Kay Whitmore

#### BUSINESS AND MEDIA

Senior Executive Vice President, Business and Media	John Collins
---	--------------

#### BROADCASTING & PRODUCTION

Senior Vice President, Broadcasting	John Shannon
Group Vice President, Video Production and Programming	Ken Rosen
Group Vice President, Media Operations & Planning	Patti Fallick
Vice President, Broadcasting & Programming	Adam Acone
Senior Director, Operations/Footage	Peg Walsh
Director, Broadcast Operations (Toronto)	Jim Wilkes
Director, NHL Radio	Gregg Baldinger
Senior Manager, Broadcasting	Phyllis DeGongilio
Senior Manager, Regional Television	Eric Haugen
Senior Manager, Network Television	Emily Nasits
Executive Producer	Darryl Lepik
Manager, Video Services	Chris Cesa
Manager, Broadcasting Operations	Lisa Litvack

#### BROADCAST BUSINESS & SCHEDULING

Senior Vice President, Scheduling and Strategic Planning (Montreal)	Steve Hatze Petros
Senior Director, Research	Mark Erlichson

#### NHL IMAGES

Group Vice President, Media Operations & Planning	Patti Fallick
---	---------------

### NHL Toronto & NHL Enterprises Canada, L.P.

50 Bay Street, 11th Floor,  
Toronto, Ontario, M5J 2X8,  
416-359-7900,  
Fax: 416-981-2779,  
PR Fax: 416-981-2769

Manager	Jessica Tomao
---------	---------------

#### NHL MEDIA

Group Vice President, Center Ice & NHL Network	Jody Shapiro
Vice President, Media	John Tortora
Senior Manager, NHL Center Ice Operations	Jennifer Wisniewski

#### NHL INTERACTIVE CYBERENTERPRISES (NHL ICE)

President, NHL ICE & Senior Vice President, New Business Development	Keith Ritter
Vice President, Editorial & Production	Richard Libero
Vice President, Web Operations	Grant Nodine
Director, New Media Business Development	Troy Ewanchyna

#### COMMUNICATIONS, BRANDING AND CLUB CONSULTING AND SERVICES

Senior Executive Vice President, Communications, Branding and Club Consulting and Services	Ed Horne
--	----------

#### CLUB CONSULTING & SERVICES

Senior Vice President, Club Consulting and Services	Susan Cohig
Vice President, Club Consulting and Services (Toronto)	Laurie Kepron
Director, Club Services	Nicole Allison

#### COMMUNICATIONS

Senior Vice President, Public Relations & Media Services (Toronto)	Gary Meagher
Senior Vice President, Communications	Bernadette Mansur
Group Vice President, Media Relations	Frank Brown
Vice President, Public Relations & Player Development	Jamey Horan
Vice President, Community and Diversity Programming	Ken Martin
Statistician and Information Officer (Toronto)	Benny Ercolani
Senior Director, News Services	Greg Inglis
Director, Entertainment Publicity	Nirva Milord
Director, Youth Development, NHL Diversity	Willie O'Ree
Senior Manager, Public Relations (Toronto)	David Keon
Senior Manager, Public Relations (Toronto)	Julie Young
Manager, Public Relations	Schuyler Baehman
Manager, Community Relations	Ann Marie Lynch
Publicist	Kerry McGovern
Manager, NHL Diversity	Robert Wooley
Manager, Community and Diversity Publicity	Mary Kay Wright

## 2008-09 CRITICAL DATES

### September

- 12 Opening Day of Rookie camp
- 16 Opening Day of NHL training camp for NYR, OTT, PIT, TB
- 19 Opening Day of NHL training camp
- 20 Pre-season schedule begins
- 23 Kraft Hockeyville Game, Roberval, QC (Buffalo Sabres vs. Montreal Canadiens)

### October

- 1 Hockey Fights Cancer Awareness Month
- 4-5 NHL Premiere - Stockholm 2008 (Ottawa Senators vs. Pittsburgh Penguins)
- 4-5 NHL Premiere - Prague 2008 (New York Rangers, vs. Tampa Bay Lightning)
- 9 **91st NHL Regular Season begins (North American games)**
- 22 Lester Patrick Award luncheon (St. Paul, MN)

### November

- 8 Hockey Hall of Fame Game (Montreal Canadiens at Toronto Maple Leafs)
- 10 Hockey Hall of Fame Induction Ceremony (Toronto, ON)  
Inductees: Glenn Anderson, Igor Larionov (Player category), Ed Chynoweth (Builder category), Ray Scapinello (Referee/Linesman category)

### December

- 1 Signing deadline for Group 2 free agents
- 19-27 Holiday Roster Freeze in effect. For all players on an NHL active roster, injured reserve, or players with non-roster and injured non-roster status as of midnight, local time, December 19, a roster freeze shall apply through midnight local time December 27, with respect to waivers, trades and loans, subject to the exceptions provided for in CBA Article 16.10.
- 24-25 No scheduled practices - dressing rooms closed
- 26 - IIHF World U20 Championship
- Jan. 5 (Ottawa, ON)

### January

- 1 NHL Winter Classic 2009, Wrigley Field, Chicago (Detroit Red Wings at Chicago Blackhawks)
- 14 Home Hardware CHL/NHL Top Prospects Game (TBA)

- 18 NHL on NBC (game of the week coverage begins)
- 22-26 All-Star break (no games played)
- 24 NHL SuperSkills Competition (Bell Centre, Montreal, QC)
- 25 57th NHL All-Star Game (Bell Centre)

### February

- 13-15 Hockey Weekend Across America (USA Hockey)
- 21 CBC's Hockey Day in Canada (hosted from Campbellton, NB)

### March

- 3 Trade deadline (3:00 p.m. ET)

### April

- 9-11 NCAA Frozen Four (Verizon Center, Washington, DC)
- 9-19 IIHF U18 World Championship (Fargo, ND & Moorhead, MN)
- 12 Last day of 2008-09 regular season
- 15 Stanley Cup Playoffs begin
- 24 - IIHF World Championship (Berne & May 10 Zurich-Kloten, Switzerland)

### May

- 25 - 30 NHL Combine (Toronto, ON)

### June

- 15 Last possible day for 2009 Stanley Cup Final
- TBA Deadline for first club-elected salary arbitration (later of June 15 or 48 hours after the conclusion of the Stanley Cup Final, 5:00 p.m. ET)
- TBA NHL Awards show
- 25 NHL Entry Draft Media Day - Top Prospects Media Lunch & Clinic (Montreal, QC)
- 26 NHL Entry Draft (Bell Centre, Montreal, QC) - first round
- 27 NHL Entry Draft (Bell Centre) - rounds 2-7

### July

- 1 Free Agency period begins
- 5 Deadline for player-elected salary arbitration (5:00 p.m. ET)
- 6 Deadline for club-elected salary arbitration (5:00 p.m. ET)
- 10 Deadline for eligible players to elect Group 5 free agency (5:00 p.m. ET)
- 20 - Salary arbitration hearings held
- Aug. 4

### August

- 6 Deadline for salary arbitration decisions to be rendered



### REFEREES

Name	#
Auger, Stephane	15
Banfield, David	44
Ciamaga, Chris	41
Devorski, Paul	10
Dwyer, Gord	19
Fraser, Kerry	2
Furlatt, Eric	27
Hasenfratz, Mike	30
Hebert, Ghislain	49
Jackson, Dave	8
Joannette, Marc	25
Kimmerly, Greg	18
Koharski, Don	12
Kowal, Tom	32
Kozari, Steve	40
LaRue, Dennis	14
L'Ecuier, Frederick	48
Lee, Chris	28
Leggo, Mike	3
Marouelli, Dan	6
Martell, Rob	26
McCauley, Wes	4
McCreary, Bill	7
Meier, Brad	34
Morton, Dean	36
O'Halloran, Dan	13
O'Rourke, Dan	42
Peel, Tim	20
Pochmara, Brian	43
Pollock, Kevin	33
Rehman, Kyle	37
Rooney, Chris	5
St-Laurent, Francois	38
St. Pierre, Justin	45
Shick, Rob	16
Sutherland, Kelly	11
Van Massenhoven, Don	21
Walsh, Ian	29
Watson, Brad	23

### LINESMEN

Name	#
Amell, Derek	75
Barton, Steve	59
Brisebois, David	96
Cameron, Lonnie	74
Champoux, Pierre	67
Cherrey, Scott	50
Cormier, Michel	76
Cvik, Mike	88
Devorski, Greg	54
Driscoll, Scott	68
Galloway, Ryan	82
Gibbs, Darren	66
Henderson, Don	91
Heyer, Shane	55
Kovachik, Brad	71
Lazarowich, Brad	86
Mach, Brian	78
McElman, Andy	90
Miller, Steve	89
Morin, Jean	97
Murphy, Brian	93
Murray, Jonny	95
Nansen, Derek	70
Nelson, Thor	80
Nowak, Tim	77
Pare, Mark	79
Racicot, Pierre	65
Rody, Vaughan	73
Schachte, Dan	47
Seitz, Lyle	61
Sericolo, Anthony	84
Sharrers, Jay	57
Shewchyk, Mark	92
Wheler, Mark	56



## VERSUS SUMMARY

### OVERALL

Team	GP	W	L	T	OTL	GF	GA	PTS	PCTG.
Anaheim	36	12	19	2	3	71	100	29	0.403
Atlanta	9	4	3	1	1	28	22	10	0.556
Boston	13	5	7	1	0	28	33	11	0.423
Buffalo	11	5	4	1	1	32	33	12	0.545
Calgary	37	20	10	4	3	109	93	47	0.635
Carolina	11	6	3	1	1	27	26	14	0.636
Chicago	57	26	24	4	3	170	163	59	0.518
Colorado	36	14	16	5	1	93	105	34	0.472
Columbus	45	32	9	1	3	143	94	68	0.756
Dallas	36	13	21	1	1	69	90	28	0.389
Detroit	57	18	30	4	5	137	187	45	0.395
Edmonton	37	19	13	3	2	109	106	43	0.581
Florida	11	3	5	3	0	23	31	9	0.409
Los Angeles	36	13	17	3	3	87	102	32	0.444
Minnesota	28	11	10	5	2	77	76	29	0.518
Montreal	10	3	4	1	2	33	32	9	0.450
New Jersey	12	5	5	0	2	30	36	12	0.500
NY Islanders	11	7	3	0	1	30	29	15	0.682
NY Rangers	12	6	5	1	0	32	37	13	0.542
Ottawa	11	5	6	0	0	27	31	10	0.455
Philadelphia	11	4	4	3	0	20	29	11	0.500
Phoenix	36	17	15	2	2	109	100	38	0.528
Pittsburgh	13	7	4	2	0	44	32	16	0.615
St. Louis	57	28	22	4	3	133	145	63	0.553
San Jose	36	15	17	2	2	89	96	34	0.472
Tampa Bay	12	3	6	2	1	26	33	9	0.375
Toronto	9	5	3	1	0	26	20	11	0.611
Vancouver	37	13	18	2	4	98	117	32	0.432
Washington	11	5	5	1	0	31	27	11	0.500
<b>TOTAL</b>	<b>738</b>	<b>324</b>	<b>308</b>	<b>60</b>	<b>46</b>	<b>1931</b>	<b>2025</b>	<b>754</b>	<b>0.511</b>

### HOME

Team	GP	W	L	T	OTL	GF	GA	PTS	PCTG.
Anaheim	18	9	6	2	1	42	42	21	0.583
Atlanta	4	3	1	0	0	15	6	6	0.750
Boston	7	3	4	0	0	18	16	6	0.429
Buffalo	6	2	3	0	1	12	16	5	0.417
Calgary	19	13	5	1	0	68	42	27	0.711
Carolina	5	4	1	0	0	10	7	8	0.800
Chicago	28	14	8	3	3	93	82	34	0.607
Colorado	18	7	8	3	0	52	57	17	0.472
Columbus	23	18	3	1	1	76	45	38	0.826
Dallas	18	9	8	1	0	47	42	19	0.528
Detroit	28	12	14	2	0	75	82	26	0.464
Edmonton	19	9	7	3	0	53	52	21	0.553
Florida	6	2	2	2	0	12	13	6	0.500
Los Angeles	18	5	10	3	0	36	47	13	0.361
Minnesota	14	8	3	2	1	41	30	19	0.679
Montreal	5	2	1	1	1	19	13	6	0.600
New Jersey	6	1	4	0	1	12	18	3	0.250
NY Islanders	6	4	2	0	0	16	17	8	0.667
NY Rangers	5	2	3	0	0	14	19	4	0.400
Ottawa	5	3	2	0	0	14	11	6	0.600
Philadelphia	5	1	2	2	0	8	10	4	0.400
Phoenix	18	10	6	2	0	53	45	22	0.611
Pittsburgh	7	5	2	0	0	26	14	10	0.714
St. Louis	29	16	9	3	1	73	68	36	0.621
San Jose	18	9	8	1	0	46	47	19	0.528
Tampa Bay	7	2	4	0	1	13	16	5	0.357
Toronto	2	2	0	0	0	7	4	4	1.000
Vancouver	19	8	6	1	4	56	53	21	0.553
Washington	6	3	2	1	0	18	15	7	0.583
<b>TOTAL</b>	<b>369</b>	<b>186</b>	<b>134</b>	<b>34</b>	<b>15</b>	<b>1025</b>	<b>929</b>	<b>421</b>	<b>0.570</b>

### ROAD

Team	GP	W	L	T	OTL	GF	GA	PTS	PCTG.
Anaheim	18	3	13	0	2	29	58	8	0.222
Atlanta	5	1	2	1	1	13	16	4	0.400
Boston	6	2	3	1	0	10	17	5	0.417
Buffalo	5	3	1	1	0	20	17	7	0.700
Calgary	18	7	5	3	3	41	51	20	0.556
Carolina	6	2	2	1	1	17	19	6	0.500
Chicago	29	12	16	1	0	77	81	25	0.431
Colorado	18	7	8	2	1	41	48	17	0.472
Columbus	22	14	6	0	2	67	49	30	0.682
Dallas	18	4	13	0	1	22	48	9	0.250
Detroit	29	6	16	2	5	62	105	19	0.328
Edmonton	18	10	6	0	2	54	48	22	0.611
Florida	5	1	3	1	0	11	18	3	0.300
Los Angeles	18	8	7	0	3	51	55	19	0.528
Minnesota	14	3	7	3	1	36	46	10	0.357
Montreal	5	1	3	0	1	14	19	3	0.300
New Jersey	6	4	1	0	1	18	18	9	0.750
NY Islanders	5	3	1	0	1	14	12	7	0.700
NY Rangers	7	4	2	1	0	18	18	9	0.643
Ottawa	6	2	4	0	0	13	20	4	0.333
Philadelphia	6	3	2	1	0	12	19	7	0.583
Phoenix	18	7	9	0	2	56	55	16	0.444
Pittsburgh	6	2	2	2	0	18	18	6	0.500
St. Louis	28	12	13	1	2	60	77	27	0.482
San Jose	18	6	9	1	2	43	49	15	0.417
Tampa Bay	5	1	2	2	0	13	15	4	0.400
Toronto	7	3	3	1	0	19	16	7	0.500
Vancouver	18	5	12	1	0	42	64	11	0.306
Washington	5	2	3	0	0	13	12	4	0.400
<b>TOTAL</b>	<b>369</b>	<b>138</b>	<b>174</b>	<b>26</b>	<b>31</b>	<b>904</b>	<b>1088</b>	<b>333</b>	<b>0.451</b>

### OVERALL

#### Longest unbeaten streak vs. one opponent:

14, (14-0-0-0) 10/15/05-1/27/07 vs.St. Louis

#### Longest winning streak vs. one opponent:

14, 10/15/05-1/27/07 vs.St. Louis

#### Longest winless streak vs. one opponent:

8 - twice, (0-6-2-0) 4/7/01-12/12/02 vs. St. Louis & (0-4-3-1) 2/19/99-10/25/00 vs. Colorado

#### Longest losing streak vs. one opponent:

6 - twice, 11/29/01-11/3/02 vs. Phoenix & 11/22/00-11/2/01 vs. Dallas

#### Most wins in one season vs. one opponent:

8 - twice, 2005-06 vs. St. Louis (8-0-0) & 2006-07 vs. Columbus (8-0-0)

#### Most losses in one season vs. one opponent:

5 - twice, 1998-99 vs. Detroit (1-5-0) & 2006-07 vs. Detroit (2-5-1)

### HOME

#### Longest unbeaten streak vs. one opponent:

8 - 11/18/06-3/25/08 vs. Columbus

#### Longest winning streak vs. one opponent:

8 - 11/18/06-3/25/08 vs. Columbus

#### Longest winless streak vs. one opponent:

11, (0-8-3-0) 4/12/99-1/13/04 vs. Los Angeles

#### Longest losing streak vs. one opponent:

4 - three times, 4/17/99-11/29/02 vs. New Jersey, 3/17/02-10/25/03 vs. Colorado & 3/7/02-12/11/03 vs. Los Angeles

#### NHL teams that are winless vs. Nashville:

Toronto

#### NHL teams that Nashville is winless against:

None

### ROAD

#### Longest unbeaten streak vs. one opponent:

6 - 11/15/06-12/23/07 vs. Columbus

#### Longest winning streak vs. one opponent:

6 - 11/15/06-12/23/07 vs. Columbus

#### Longest winless streak vs. one opponent:

9, (0-7-1-1) 4/7/01-3/11/04 vs. St. Louis

#### Longest losing streak vs. one opponent:

8, 4/7/01-12/6/03 vs. St. Louis

#### NHL teams that are winless vs. Nashville:

None

#### NHL teams that Nashville is winless against:

None



# NHL & OPPONENTS

## ANAHEIM DUCKS

### 2007-08 SEASON SERIES

#### @ NASHVILLE

Date	Score	W/Goal
17 Jan '08	ANA 2 @ NSH 1	Corey Perry
08 Dec '07	ANA 2 @ NSH 4	Ryan Suter

#### GOALS BY PERIOD

	1st	2nd	3rd	OT	Total
<b>Nashville</b>	3	1	4	--	8
<b>Anaheim</b>	2	5	5	--	12

#### INDIVIDUAL SCORING

PREDATORS								
PLAYER	GP	G	A	P	+/-	PIM	PP	SH
Marek Zidlicky	4	1	3	4	1	7	1	0
Ryan Suter	4	2	0	2	-1	2	0	0
Jason Arnott	4	1	1	2	-2	0	1	0
J.P. Dumont	4	1	1	2	-3	2	1	0
Alexander Radulov	4	1	1	2	-2	4	1	0
Jordin Tootoo	3	1	1	2	0	5	0	0
Vernon Fiddler	4	0	2	2	0	0	0	0
Jerred Smithson	4	1	0	1	-2	7	0	1
Radek Bonk	4	0	1	1	-5	0	0	0
David Legwand	4	0	1	1	1	0	0	0
Ville Koistinen	3	0	1	1	-1	0	0	0
Jed Ortmeyer	1	0	1	1	1	0	0	0
Greg De Vries	4	0	0	0	-3	2	0	0
Martin Erat	4	0	0	0	-1	1	0	0
Martin Gelas	4	0	0	0	-2	0	0	0
Dan Hamhuis	4	0	0	0	-4	6	0	0
Greg Zanon	4	0	0	0	-1	0	0	0
Darcy Hordichuk	3	0	0	0	-1	5	0	0
Scott Nichol	3	0	0	0	0	4	0	0
Shea Weber	2	0	0	0	-1	0	0	0
Rich Peverley	1	0	0	0	0	0	0	0

Power Play: 2-21 9.5% / Penalty Killing: 15-19 78.9%

#### @ ANAHEIM

Date	Score	W/Goal
07 Jan '08	NSH 2 @ ANA 5	Chris Pronger
17 Oct '07	NSH 1 @ ANA 3	Petteri Wirtanen

\* overtime \*\* shootout

#### SHOTS BY PERIOD

	1st	2nd	3rd	OT	Total
<b>Nashville</b>	50	30	38	--	118
<b>Anaheim</b>	31	42	34	--	107

DUCKS								
PLAYER	GP	G	A	P	+/-	PIM	PP	SH
Ryan Getzlaf	4	2	4	6	5	4	0	1
Corey Perry	4	3	1	4	3	8	1	0
Chris Kunitz	4	1	3	4	1	7	0	0
Todd Bertuzzi	3	0	2	2	1	0	0	0
Kent Huskins	3	0	2	2	4	2	0	0
Mathieu Schneider	3	0	2	2	3	2	0	0
Travis Moen	4	1	0	1	1	4	0	0
Chris Pronger	4	1	0	1	0	2	1	0
Brandon Bochenski	2	1	0	1	0	2	1	0
Shane Hnidy	2	1	0	1	1	7	0	0
Drew Miller	1	1	0	1	1	0	0	0
Petteri Wirtanen	1	1	0	1	1	0	0	0
Sean O'Donnell	4	0	1	1	1	0	0	0
George Parros	3	0	1	1	1	5	0	0
Ryan Carter	2	0	1	1	1	2	0	0
Joe Dipenta	2	0	1	1	2	7	0	0
Andy McDonald	2	0	1	1	-1	4	0	0
Scott Niedermayer	2	0	1	1	0	0	0	0
Doug Weight	2	0	1	1	1	2	0	0
Francois Beauchemin	4	0	0	0	-1	2	0	0
Rob Niedermayer	4	0	0	0	0	2	0	0
Todd Marchant	3	0	0	0	-1	0	0	0
Brad May	3	0	0	0	1	0	0	0
Samuel Pahlsson	2	0	0	0	-1	4	0	0
Brian Sutherby	2	0	0	0	0	0	0	0
Mark Mowers	1	0	0	0	1	0	0	0
Geoff Platt	1	0	0	0	0	2	0	0

Power Play: 2-21 9.5% / Penalty Killing: 15-19 78.9%

#### GOALTENDING

##### PREDATORS

	GP	Min	W-L-OT	GA	SA	SV	GAA	SV%
Chris Mason	3	177	1-2-0	7	70	63	2.37	.900
Dan Ellis	1	59	0-1-0	5	37	32	5.05	.865

##### DUCKS

	GP	Min	W-L-OT	GA	SA	SV	GAA	SV%
J.S. Giguere	3	180	3-0-0	4	85	81	1.34	.953
Jonas Hiller	1	60	0-1-0	4	33	29	4.00	.879



Season	OVERALL							HOME							ROAD						
	GP	W	L	OT	PTS	GF	GA	GP	W	L	OT	PTS	GF	GA	GP	W	L	OT	PTS	GF	GA
1998-99	4	2	2	0	4	8	11	2	2	0	0	4	5	2	2	0	2	0	0	3	9
1999-00	4	0	4	0	0	5	13	2	0	2	0	0	4	9	2	0	2	0	0	1	4
2000-01	4	1	0	3	5	8	6	2	0	0	2	2	5	5	2	1	0	1	3	3	1
2001-02	4	1	3	0	2	8	13	2	1	1	0	2	3	4	2	0	2	0	0	5	9
2002-03	4	1	2	1	3	4	8	2	1	0	1	3	3	3	2	0	2	0	0	1	5
2003-04	4	3	1	0	6	11	10	2	1	1	0	2	4	5	2	2	0	0	4	7	5
2005-06	4	1	3	0	2	9	16	2	1	1	0	2	5	6	2	0	2	0	0	4	10
2006-07	4	2	1	1	5	10	11	2	2	0	0	4	8	4	2	0	1	1	1	2	7
2007-08	4	1	3	0	2	8	12	2	1	1	0	2	5	4	2	0	2	0	0	3	8
Totals	36	12	19	5	29	71	100	18	9	6	3	21	42	42	18	3	13	2	8	29	58

OT column includes both ties and overtime losses in 1999-00, 2000-01 (two home ties and one road OTL), 2001-02, 2002-03 (one home OTL) & 2003-04.

OT column includes ties in 1998-99.

DATE	VISITOR	HOME
<b>1998-99</b>		
November 27, 1998	Anaheim	1 <b>NASHVILLE</b> 3
December 16, 1998	Nashville	1 <b>ANAHEIM</b> 6
January 4, 1999	Anaheim	1 <b>NASHVILLE</b> 2
March 5, 1999	Nashville	2 <b>ANAHEIM</b> 3
<b>1999-00</b>		
November 27, 1999	<b>ANAHEIM</b>	4 Nashville 3
March 5, 2000	Nashville	0 <b>ANAHEIM</b> 1
April 3, 2000	Nashville	1 <b>ANAHEIM</b> 3
April 7, 2000	<b>ANAHEIM</b>	5 Nashville 1
<b>2000-01</b>		
November 4, 2000	Anaheim	3 Nashville 3 OT
December 28, 2000	Anaheim	2 Nashville 2 OT
January 31, 2001	<b>NASHVILLE</b>	3 Anaheim 0
March 11, 2001	Nashville	0 <b>ANAHEIM</b> 1 OT
<b>2001-02</b>		
December 2, 2001	Nashville	2 <b>ANAHEIM</b> 4
January 12, 2002	Anaheim	1 <b>NASHVILLE</b> 2
January 14, 2002	Nashville	3 <b>ANAHEIM</b> 5
January 26, 2002	<b>ANAHEIM</b>	3 Nashville 1

DATE	VISITOR	HOME
<b>2002-03</b>		
November 6, 2002	Nashville	1 <b>ANAHEIM</b> 2
December 8, 2002	Nashville	0 <b>ANAHEIM</b> 3
February 15, 2003	Anaheim	1 <b>NASHVILLE</b> 2
April 1, 2003	<b>ANAHEIM</b>	2 Nashville 1 OT
<b>2003-04</b>		
October 9, 2003	Anaheim	1 <b>NASHVILLE</b> 3
November 21, 2003	<b>NASHVILLE</b>	4 Anaheim 3 OT
February 20, 2004	<b>NASHVILLE</b>	3 Anaheim 2 OT
March 23, 2004	<b>ANAHEIM</b>	4 Nashville 1
<b>2005-06</b>		
October 8, 2005	Anaheim	2 <b>NASHVILLE</b> 3 SO
November 1, 2005	Nashville	1 <b>ANAHEIM</b> 4
January 1, 2006	<b>ANAHEIM</b>	4 Nashville 2
March 24, 2006	Nashville	3 <b>ANAHEIM</b> 6
<b>2006-07</b>		
December 6, 2006	Nashville	0 <b>ANAHEIM</b> 4
January 9, 2007	Anaheim	4 <b>NASHVILLE</b> 5 OT
February 3, 2007	Anaheim	0 <b>NASHVILLE</b> 3
March 4, 2007	Nashville	2 <b>ANAHEIM</b> 3 SO
<b>2007-08</b>		
October 17, 2007	Nashville	1 <b>ANAHEIM</b> 3
December 8, 2007	Anaheim	2 <b>NASHVILLE</b> 4
January 7, 2008	Nashville	2 <b>ANAHEIM</b> 5
January 17, 2008	<b>ANAHEIM</b>	2 Nashville 1

	OVERALL	AT NASHVILLE	AT ANAHEIM
<b>Current Trend</b>	2 Anaheim wins (1/7-1/17/08)	1 Anaheim win (1/17/08)	6 Anaheim wins (11/1/05-1/7/08)
<b>Last Win</b>	12/8/07 (4-2)	12/8/07 (4-2)	2/20/04 (3-2 SO)
<b>Last Loss</b>	1/17/08 (2-1)	1/17/08 (2-1)	1/7/08 (5-2)
<b>Last Tie</b>	12/28/00 (2-2 OT)	12/28/00 (2-2 OT)	None
<b>Overtime Record</b>	4-3-2	2-1-2	2-2-0
<b>Longest Unbeaten Streak</b>	3 (twice, last 3-0-0-0, 10/9/03-2/20/04)	3 (twice, last 3-0-0, 1/9-12/8/07)	2 (2-0-0-0, 11/21/03-2/20/04)
<b>Longest Winning Streak</b>	3 (10/9/03-2/20/04)	3 (1/9-12/8/07)	2 (11/21/03-2/20/04)
<b>Longest Winless Streak</b>	7 (0-5-2-0, 3/5/99-12/28/00)	4 (0-2-2-0, 11/27/99-12/28/00)	6 (0-5-1, 11/1/05-1/7/08)
<b>Longest Losing Streak</b>	5 (3/5/99-4/7/00)	2 (11/27/99-4/7/00)	6 (0-5-1, 11/1/05-1/7/08)
<b>Most Goals By Nashville</b>	5 (1/9/07, 5-4 OT)	5 (1/9/07, 5-4 OT)	4 (11/21/03, 4-3 OT)
<b>Most Goals By Anaheim</b>	6 (twice, last 3/24/06, 3-6)	5 (4/7/00, 1-5)	6 (twice, last 3/24/06, 3-6)
<b>Most Goals By Both Teams</b>	9 (twice, last 1/9/07, 5-4 OT)	9 (1/9/07, 5-4 OT)	9 (3/24/06, 3-6)
<b>Last Five Games</b>	1-3-1	3-2-0	0-4-1
<b>Last Ten Games</b>	3-6-1	6-3-0-1	2-6-0-2
<b>Last Transaction</b>	2/26/08: Nashville acquired forward Brandon Bochenski from Anaheim for future considerations.		
<b>Series Notes</b>	10/8/05: In the first shootout in Predators history, Paul Kariya scored the deciding goal for Nashville, giving the Predators a 3-2 victory... 2/20/04, 11/21/03 & 4/1/03: Three of the last five games between the two clubs - prior to the implementation of the shootout in 2005-06 - went to, and were decided in overtime. The Predators won both road games in 2003-04 in overtime. On Nov. 21, Scott Hartnell scored the game-winner (4-3) at 1:31 of overtime, and on Feb. 20, Scott Walker notched the game-winner (3-2) at 3:34. On April 1, 2003, Steve Thomas scored his second goal of the game at 4:07 of overtime to give Anaheim a 2-1 victory.		
<b>2008-09 Schedule</b>	<div>2/5/09: Anaheim at Nashville</div> <div>3/24/09: Anaheim at Nashville</div> <div>11/14/08: Nashville at Anaheim</div> <div>3/18/09: Nashville at Anaheim</div>		



## NHL & OPPONENTS

# ATLANTA THRASHERS

### 2007-08 SEASON SERIES

#### @ NASHVILLE

Date	Score	W/Goal
25 Oct '07	ATL 0 @ NSH 3	Jerred Smithson

#### @ ATLANTA

Date	Score	W/Goal
------	-------	--------

### GOALS BY PERIOD

	1st	2nd	3rd	OT	Total
Nashville	1	1	1	--	3
Atlanta	0	0	0	--	0

### SHOTS BY PERIOD

	1st	2nd	3rd	OT	Total
Nashville	16	10	8	--	34
Atlanta	5	12	3	--	20

### INDIVIDUAL SCORING

PREDATORS								
PLAYER	GP	G	A	P	+/-	PIM	PP	SH
Jordin Tootoo	1	1	1	2	2	0	0	0
David Legwand	1	0	2	2	2	0	0	0
Scott Nichol	1	1	0	1	1	0	0	0
Jerred Smithson	1	1	0	1	1	0	0	0
Kevin Klein	1	0	1	1	2	0	0	0
Jed Ortmeyer	1	0	1	1	1	0	0	0
Greg Zanon	1	0	1	1	2	0	0	0
Jason Arnott	1	0	0	0	0	0	0	0
Radek Bonk	1	0	0	0	1	0	0	0
Greg De Vries	1	0	0	0	1	0	0	0
J.P. Dumont	1	0	0	0	0	0	0	0
Martin Erat	1	0	0	0	0	0	0	0
Vernon Fiddler	1	0	0	0	0	0	0	0
Dan Hamhuis	1	0	0	0	1	0	0	0
Darcy Hordichuk	1	0	0	0	0	0	0	0
Ville Koistinen	1	0	0	0	0	0	0	0
Alexander Radulov	1	0	0	0	1	4	0	0
Ryan Suter	1	0	0	0	0	0	0	0
Power Play: 0-3 0.0% / Penalty Killing: 2-2 100.0%								

THRASHERS								
PLAYER	GP	G	A	P	+/-	PIM	PP	SH
Eric Boulton	1	0	0	0	-1	0	0	0
Pascal Dupuis	1	0	0	0	-2	0	0	0
Tobias Enstrom	1	0	0	0	0	0	0	0
Garnet Exelby	1	0	0	0	-1	0	0	0
Niclas Havelid	1	0	0	0	0	0	0	0
Darren Haydar	1	0	0	0	0	0	0	0
Bobby Holik	1	0	0	0	-1	0	0	0
Marian Hossa	1	0	0	0	-1	0	0	0
Ken Klee	1	0	0	0	-1	0	0	0
Ilya Kovalchuk	1	0	0	0	-1	2	0	0
Vyacheslav Kozlov	1	0	0	0	0	0	0	0
Bryan Little	1	0	0	0	-1	0	0	0
Steve McCarthy	1	0	0	0	-2	0	0	0
Eric Perrin	1	0	0	0	-1	0	0	0
Jim Slater	1	0	0	0	0	0	0	0
Brett Sterling	1	0	0	0	-2	4	0	0
Todd White	1	0	0	0	0	0	0	0
Alexei Zhitnik	1	0	0	0	-2	0	0	0
Power Play: 0-2 0.0% / Penalty Killing: 3-3 100.0%								

### GOALTENDING

#### PREDATORS

	GP	Min	W-L-OT	GA	SA	SV	GAA	SV%
Dan Ellis	1	60	1-0-0	0	20	20	0.00	1.000

#### THRASHERS

	GP	Min	W-L-OT	GA	SA	SV	GAA	SV%
Johan Hedberg	1	60	0-1-0	2	33	31	2.01	.939



Season	OVERALL							HOME							ROAD						
	GP	W	L	OT	PTS	GF	GA	GP	W	L	OT	PTS	GF	GA	GP	W	L	OT	PTS	GF	GA
1999-00	2	2	0	0	4	10	3	1	1	0	0	2	6	0	1	1	0	0	2	4	3
2000-01	2	1	1	0	2	4	4	1	1	0	0	2	4	3	1	0	1	0	0	0	1
2001-02	1	0	0	1	1	4	4	0	0	0	0	0	0	0	1	0	0	1	1	4	4
2002-03	1	0	1	0	0	2	3	1	0	1	0	0	2	3	0	0	0	0	0	0	0
2003-04	1	0	1	0	0	2	4	0	0	0	0	0	0	0	1	0	1	0	0	2	4
2005-06	1	0	0	1	1	3	4	0	0	0	0	0	0	0	1	0	0	1	1	3	4
2007-08	1	1	0	0	2	3	0	1	1	0	0	2	3	0	0	0	0	0	0	0	0
<b>Totals</b>	<b>9</b>	<b>4</b>	<b>3</b>	<b>2</b>	<b>10</b>	<b>28</b>	<b>22</b>	<b>4</b>	<b>3</b>	<b>1</b>	<b>0</b>	<b>6</b>	<b>15</b>	<b>6</b>	<b>5</b>	<b>1</b>	<b>2</b>	<b>2</b>	<b>4</b>	<b>13</b>	<b>16</b>

OT column includes both ties and overtime losses in 1999-00, 2000-01, 2001-02 (one road tie), 2002-03 & 2003-04.

	DATE	VISITOR	HOME
<b>1999-00</b>	December 6, 1999	<b>NASHVILLE</b>	Atlanta 3 OT
	December 30, 1999	Atlanta	<b>NASHVILLE</b> 6
<b>2000-01</b>	November 15, 2000	Nashville	<b>ATLANTA</b> 1
	January 23, 2001	Atlanta	<b>NASHVILLE</b> 4
<b>2001-02</b>	November 16, 2001	Nashville	Atlanta 4 OT
<b>2002-03</b>	March 29, 2003	<b>ATLANTA</b>	Nashville 2
<b>2003-04</b>	October 23, 2003	Nashville	<b>ATLANTA</b> 4
<b>2005-06</b>	January 11, 2006	Nashville	<b>ATLANTA</b> 4 SO
<b>2007-08</b>	October 25, 2007	Atlanta	<b>NASHVILLE</b> 3

	OVERALL	AT NASHVILLE	AT ATLANTA
<b>Current Trend</b>	1 Nashville win (10/25/07)	1 Nashville win (10/25/07)	ATL unbeaten in 4 (3-0-1-0, 11/15/00-1/11/06)
<b>Last Win</b>	10/25/07 (3-0)	10/25/07 (3-0)	12/6/99 (4-3 OT)
<b>Last Loss</b>	1/11/06 (3-4 SO)	3/29/03 (2-3)	1/11/06 (3-4 SO)
<b>Last Tie</b>	11/16/01 (4-4 OT)	None	11/16/01 (4-4 OT)
<b>Overtime Record</b>	1-1-1	0-0-0	1-1-1
<b>Longest Unbeaten Streak</b>	2 (twice, last 1-0-1-0, 1/23-11/16/01)	2 (2-0-0-0, 12/30/99-1/23/01)	None
<b>Longest Winning Streak</b>	2 (12/6-12/30/99)	2 (12/30/99-1/23/01)	None
<b>Longest Winless Streak</b>	4 (0-2-1-1, 11/16/01-1/11/06)	None	4 (0-2-1-1, 11/15/00-1/11/06)
<b>Longest Losing Streak</b>	3 (3/29/03-1/11/06)	None	2 (10/23/03-1/11/06)
<b>Most Goals by Nashville</b>	6 (12/30/99, 6-0)	6 (12/30/99, 6-0)	4 (twice, last 11/16/01, 4-4 OT)
<b>Most Goals by Atlanta</b>	4 (three times, last 1/11/06, 3-4 SO)	3 (twice, last 3/29/03, 2-3)	4 (three times, last 1/11/06, 3-4 SO)
<b>Most Goals by Both Teams</b>	8 (11/16/01, 4-4 OT)	7 (1/23/01, 4-3)	8 (11/16/01, 4-4 OT)
<b>Last Five Games</b>	1-2-1-1	3-1-0-0	1-2-1-1
<b>Last Ten Games</b>	4-3-1-1	3-1-0-0	1-2-1-1
<b>Last Transaction</b>	2/10/06: Nashville acquired defenseman Vitaly Vishnevski from Atlanta for forward Eric Belanger.		
<b>Series Notes</b>	10/25/07: Dan Ellis stopped all 20 shots he faced in his Predator debut. The 3-0 Nashville victory was his first NHL shutout... 10/23/03: Jordin Tootoo scored his first NHL goal in a 4-2 Atlanta win... 3/29/03: Tomas Vokoun stopped Dany Heatley on a penalty shot... 12/30/99: Tomas Vokoun made 25 saves in Nashville's 6-0 win, the Predators' only shutout of the 1999-00 season... 12/6/99: Randy Robitaille scored the overtime game-winner (2:26) in Nashville's 4-3 win.		
<b>2008-09 Schedule</b>		1/17/09: Atlanta at Nashville	11/28/08: Nashville at Atlanta





# NHL & OPPONENTS

## BOSTON BRUINS

### 2007-08 SEASON SERIES

#### @ NASHVILLE

Date	Score	W/Goal
	no games	

#### @ BOSTON

Date	Score	W/Goal
29 Jan '08	NSH 1 @ BOS 3	Glen Metropolit

### GOALS BY PERIOD

	1st	2nd	3rd	OT	Total
<b>Boston</b>	0	1	2	--	3
<b>Nashville</b>	0	1	0	--	1

### SHOTS BY PERIOD

	1st	2nd	3rd	OT	Total
<b>Boston</b>	7	9	12	--	28
<b>Nashville</b>	11	14	13	--	38

### INDIVIDUAL SCORING

PREDATORS								
PLAYER	GP	G	A	P	+/-	PIM	PP	SH
Alexander Radulov	1	1	0	1	1	2	0	0
Jason Arnott	1	0	1	1	1	2	0	0
J.P. Dumont	1	0	1	1	1	2	0	0
Radek Bonk	1	0	0	0	-1	0	0	0
Greg De Vries	1	0	0	0	1	0	0	0
Martin Erat	1	0	0	0	-2	0	0	0
Vernon Fiddler	1	0	0	0	0	0	0	0
Martin Gelas	1	0	0	0	-1	0	0	0
Dan Hamhuis	1	0	0	0	1	0	0	0
Ville Koistinen	1	0	0	0	-1	0	0	0
Scott Nichol	1	0	0	0	-1	5	0	0
Jed Ortmeyer	1	0	0	0	0	0	0	0
Rich Peverley	1	0	0	0	-1	0	0	0
Jerred Smithson	1	0	0	0	0	0	0	0
Ryan Suter	1	0	0	0	0	0	0	0
Shea Weber	1	0	0	0	-1	0	0	0
Greg Zanon	1	0	0	0	-1	0	0	0
Marek Zidlicky	1	0	0	0	-1	0	0	0
Power Play: 0-2 0.0% / Penalty Killing: 2-3 66.7%								

BRUINS								
PLAYER	GP	G	A	P	+/-	PIM	PP	SH
Glen Metropolit	1	2	0	2	2	0	0	0
Milan Lucic	1	0	2	2	2	0	0	0
Marco Sturm	1	1	0	1	-1	0	1	0
Shane Hnidy	1	0	1	1	1	2	0	0
Chuck Kobasew	1	0	1	1	2	0	0	0
David Krejci	1	0	1	1	0	0	0	0
Marc Savard	1	0	1	1	-1	2	0	0
Zdeno Chara	1	0	0	0	0	0	0	0
Andrew Ference	1	0	0	0	0	5	0	0
Phil Kessel	1	0	0	0	-1	0	0	0
Petteri Nokelainen	1	0	0	0	0	0	0	0
Pascal Pelletier	1	0	0	0	0	0	0	0
Peter Schaefer	1	0	0	0	0	0	0	0
Vladimir Sobotka	1	0	0	0	0	0	0	0
Mark Stuart	1	0	0	0	1	0	0	0
Shawn Thornton	1	0	0	0	0	0	0	0
Aaron Ward	1	0	0	0	1	0	0	0
Dennis Wideman	1	0	0	0	-1	0	0	0
Power Play: 1-3 33.3% / Penalty Killing: 2-2 100.0%								

### GOALTENDING

#### PREDATORS

	GP	Min	W-L-OT	GA	SA	SV	GAA	SV%
Chris Mason	1	58	0-1-0	3	28	25	3.12	.893

#### BRUINS

	GP	Min	W-L-OT	GA	SA	SV	GAA	SV%
Tim Thomas	1	60	1-0-0	1	38	37	1.00	.974



Season	OVERALL							HOME							ROAD						
	GP	W	L	OT	PTS	GF	GA	GP	W	L	OT	PTS	GF	GA	GP	W	L	OT	PTS	GF	GA
1998-99	2	0	2	0	0	3	13	1	0	1	0	0	2	5	1	0	1	0	0	1	8
1999-00	2	1	1	0	2	5	6	1	0	1	0	0	2	5	1	1	0	0	2	3	1
2000-01	2	1	0	1	3	3	2	1	1	0	0	2	1	0	1	0	0	1	1	2	2
2001-02	1	0	1	0	0	1	2	1	0	1	0	0	1	2	0	0	0	0	0	0	0
2002-03	2	1	1	0	2	6	3	1	1	0	0	2	5	1	1	0	1	0	0	1	2
2003-04	2	1	1	0	2	4	4	1	0	1	0	0	2	3	1	1	0	0	2	2	1
2006-07	1	1	0	0	2	5	0	1	1	0	0	2	5	0	0	0	0	0	0	0	0
2007-08	1	0	1	0	0	1	3	0	0	0	0	0	0	0	1	0	1	0	0	1	3
<b>Totals</b>	<b>13</b>	<b>5</b>	<b>7</b>	<b>1</b>	<b>11</b>	<b>28</b>	<b>33</b>	<b>7</b>	<b>3</b>	<b>4</b>	<b>0</b>	<b>6</b>	<b>18</b>	<b>16</b>	<b>6</b>	<b>2</b>	<b>3</b>	<b>1</b>	<b>5</b>	<b>10</b>	<b>17</b>

OT column includes both ties and overtime losses in 1999-00, 2000-01 (one road tie), 2001-02, 2002-03 & 2003-04.

OT column includes ties in 1998-99.

	DATE	VISITOR		HOME	
<b>1998-99</b>	December 30, 1998	<b>BOSTON</b>	5	Nashville	2
	January 18, 1999	Nashville	1	<b>BOSTON</b>	8
<b>1999-00</b>	November 24, 1999	<b>BOSTON</b>	5	Nashville	2
	December 21, 1999	<b>NASHVILLE</b>	3	Boston	1
<b>2000-01</b>	November 11, 2000	Nashville	2	Boston	2 OT
	January 19, 2001	Boston	0	<b>NASHVILLE</b>	1 OT
<b>2001-02</b>	October 20, 2001	<b>BOSTON</b>	2	Nashville	1
<b>2002-03</b>	January 28, 2003	Nashville	1	<b>BOSTON</b>	2
	February 17, 2003	Boston	1	<b>NASHVILLE</b>	5
<b>2003-04</b>	November 28, 2003	<b>NASHVILLE</b>	2	Boston	1
	March 9, 2004	<b>BOSTON</b>	3	Nashville	2
<b>2006-07</b>	December 30, 2006	Boston	0	<b>NASHVILLE</b>	5
<b>2007-08</b>	January 29, 2007	Nashville	1	<b>BOSTON</b>	3

	OVERALL	AT NASHVILLE	AT BOSTON
<b>Current Trend</b>	1 Boston win (1/29/08)	1 Nashville win (12/30/06)	1 Boston win (1/29/08)
<b>Last Win</b>	12/30/06 (5-0)	12/30/06 (5-0)	11/28/03 (2-1)
<b>Last Loss</b>	1/29/08 (1-3)	3/9/04 (2-3)	1/29/08 (1-3)
<b>Last Tie</b>	11/11/00 (2-2 OT)	None	11/11/00 (2-2 OT)
<b>Overtime Record</b>	1-0-1	1-0-0	0-0-1
<b>Longest Unbeaten Streak</b>	3 (2-0-1-0, 12/21/99-1/19/01)	None	2 (1-0-1-0, 12/21/99-11/11/00)
<b>Longest Winning Streak</b>	2 (2/17-11/28/03)	None	None
<b>Longest Winless Streak</b>	3 (0-3-0-0, 12/30/98-11/24/99)	2 (0-2-0-0, 12/30/98-11/24/99)	2 (0-1-1-0, 11/11/00-1/28/03)
<b>Longest Losing Streak</b>	3 (12/30/98-11/24/99)	2 (12/30/98-11/24/99)	None
<b>Most Goals by Nashville</b>	5 (twice, last 12/30/06, 5-0)	5 (twice, last 12/30/06, 5-0)	3 (12/21/99, 3-1)
<b>Most Goals by Boston</b>	8 (1/18/99, 1-8)	5 (twice, last 11/24/99, 2-5)	8 (1/18/99, 1-8)
<b>Most Goals by Both Teams</b>	9 (1/18/99, 1-8)	7 (twice, last 11/24/99, 2-5)	9 (1/18/99, 1-8)
<b>Last Five Games</b>	3-2-0-0	2-3-0-0	2-3-1-0
<b>Last Ten Games</b>	4-5-1-0	2-4-0-0	2-3-1-0
<b>Last Transaction</b>	6/26/98: Nashville selected forward Mike Sullivan from Boston in the 1998 NHL Expansion Draft.		
<b>Series Notes</b>	12/30/06: Chris Mason made 38 saves in a 5-0 Nashville win at the Sommet Center... 1/19/01: Mike Dunham made 35 saves in his first career shutout at the Sommet Center, and Cale Hulse scored the game-winner (2-24) in Nashville's first-ever overtime win at home, a 1-0 decision.		
<b>2008-09 Schedule</b>		2/14/09: Boston at Nashville	None



# NHL & OPPONENTS

## BUFFALO SABRES

### 2007-08 SEASON SERIES

#### @ NASHVILLE

Date	Score	W/Goal
	no games	

#### @ BUFFALO

Date	Score	W/Goal
27 Feb '08	NSH 4 @ BUF 8	Jason Pominville

### GOALS BY PERIOD

	1st	2nd	3rd	OT	Total
Buffalo	2	4	2	--	8
Nashville	0	3	1	--	4

### SHOTS BY PERIOD

	1st	2nd	3rd	OT	Total
Buffalo	15	6	12	--	33
Nashville	10	15	8	--	33

### INDIVIDUAL SCORING

PREDATORS								
Player	GP	G	A	P	+/-	PIM	PP	SH
Marek Zidlicky	1	0	3	3	-2	0	0	0
Jason Arnott	1	2	0	2	-3	0	1	0
David Legwand	1	1	1	2	0	0	1	0
Jan Hlavac	1	1	0	1	0	0	0	0
J.P. Dumont	1	0	1	1	-3	0	0	0
Martin Erat	1	0	1	1	-2	0	0	0
Alexander Radulov	1	0	1	1	-1	0	0	0
Ryan Suter	1	0	1	1	-2	0	0	0
Radek Bonk	1	0	0	0	-3	0	0	0
Greg De Vries	1	0	0	0	-2	0	0	0
Vernon Fiddler	1	0	0	0	-1	9	0	0
Dan Hamhuis	1	0	0	0	-3	2	0	0
Darcy Hordichuk	1	0	0	0	0	5	0	0
Scott Nichol	1	0	0	0	-1	8	0	0
Jerred Smithson	1	0	0	0	-1	0	0	0
Jordin Tootoo	1	0	0	0	-3	9	0	0
Shea Weber	1	0	0	0	-2	0	0	0
Greg Zanon	1	0	0	0	-1	0	0	0
Power Play: 2-6 33.3% / Penalty Killing: 4-4 100.0%								

SABRES								
Player	GP	G	A	P	+/-	PIM	PP	SH
Toni Lydman	1	0	4	4	3	2	0	0
Steve Bernier	1	2	1	3	3	0	0	0
Ales Kotalik	1	1	2	3	2	0	0	0
Tim Connolly	1	1	1	2	1	0	0	0
Derek Roy	1	1	1	2	4	2	0	0
Thomas Vanek	1	0	2	2	3	0	0	0
Daniel Paille	1	1	0	1	0	0	0	0
Andrew Peters	1	1	0	1	1	5	0	0
Jason Pominville	1	1	0	1	1	0	0	0
Paul Gaustad	1	0	1	1	0	4	0	0
Patrick Kaleta	1	0	1	1	1	4	0	0
Dmitri Kalinin	1	0	1	1	2	4	0	0
Adam Mair	1	0	1	1	2	5	0	0
Nolan Pratt	1	0	1	1	0	0	0	0
Clarke MacArthur	1	0	0	0	0	2	0	0
Nathan Paetsch	1	0	0	0	1	4	0	0
Jaroslav Spacek	1	0	0	0	3	0	0	0
Henrik Tallinder	1	0	0	0	3	0	0	0
Power Play: 0-4 0.0% / Penalty Killing: 4-6 66.7%								

### GOALTENDING

#### SABRES

	GP	Min	W-L-OT	GA	SA	SV	GAA	SV%
Ryan Miller	1	52	1-0-0	2	26	24	2.32	.923
Jocelyn Thibault	1	8	0-0-0	2	7	5	14.52	.714

#### PREDATORS

	GP	Min	W-L-OT	GA	SA	SV	GAA	SV%
Dan Ellis	1	25	0-0-0	3	14	11	7.15	.786
Chris Mason	1	35	0-1-0	5	19	14	8.61	.737



OVERALL								HOME								ROAD							
Season	GP	W	L	OT	PTS	GF	GA	GP	W	L	OT	PTS	GF	GA	GP	W	L	OT	PTS	GF	GA		
1998-99	2	1	1	0	2	5	5	1	0	1	0	0	1	3	1	1	0	0	2	4	2		
1999-00	2	1	0	1	3	5	5	1	0	0	1	1	1	2	1	1	0	0	2	4	3		
2000-01	1	0	1	0	0	0	2	1	0	1	0	0	0	2	0	0	0	0	0	0	0		
2001-02	2	1	0	1	3	7	4	1	1	0	0	2	4	1	1	0	0	1	1	3	3		
2002-03	1	1	0	0	2	5	1	0	0	0	0	0	0	0	1	1	0	0	2	5	1		
2003-04	1	1	0	0	2	4	1	1	1	0	0	2	4	1	0	0	0	0	0	0	0		
2006-07	1	0	1	0	0	2	7	1	0	1	0	0	2	7	0	0	0	0	0	0	0		
2007-08	1	0	1	0	0	4	8	0	0	0	0	0	0	0	1	0	1	0	0	4	8		
Totals	11	5	4	2	12	32	33	6	2	3	1	5	12	16	5	3	1	1	7	20	17		

OT column includes both ties and overtime losses in 1999-00 (one home OTL), 2000-01, 2001-02 (one road tie), 2002-03 & 2003-04.

OT column includes ties in 1998-99.

	DATE	VISITOR	HOME
<b>1998-99</b>	December 5, 1998	<b>BUFFALO</b>	Nashville 3
	January 28, 1999	<b>NASHVILLE</b>	Buffalo 4
<b>1999-00</b>	October 20, 1999	<b>NASHVILLE</b>	Buffalo 4
	February 10, 2000	<b>BUFFALO</b>	Nashville 2
<b>2000-01</b>	January 6, 2001	<b>BUFFALO</b>	Nashville 2
<b>2001-02</b>	October 16, 2001	Nashville	Buffalo 3
	November 13, 2001	Buffalo	<b>NASHVILLE</b> 1
<b>2002-03</b>	January 27, 2003	<b>NASHVILLE</b>	Buffalo 5
<b>2003-04</b>	November 29, 2003	Buffalo	<b>NASHVILLE</b> 1
<b>2006-07</b>	December 21, 2006	<b>BUFFALO</b>	Nashville 7
<b>2007-08</b>	February 27, 2008	Nashville	<b>BUFFALO</b> 4

	OVERALL	AT NASHVILLE	AT BUFFALO
<b>Current Trend</b>	2 Buffalo wins (12/21/06-2/27/08)	1 Buffalo win (12/21/06)	1 Buffalo win (2/27/08)
<b>Last Win</b>	11/29/03 (4-1)	11/29/03 (4-1)	1/27/03 (5-1)
<b>Last Loss</b>	2/27/08 (4-8)	12/21/06 (2-7)	2/27/08 (4-8)
<b>Last Tie</b>	10/16/01 (3-3 OT)	None	10/16/01 (3-3 OT)
<b>Overtime Record</b>	0-1-1	0-1-0	0-0-1
<b>Longest Unbeaten Streak</b>	4 (3-0-1-0, 10/16/01-11/29/03)	2 (2-0-0-0, 11/13/01-11/29/03)	4 (3-0-1-0, 1/28/99-1/27/03)
<b>Longest Winning Streak</b>	3 (11/13/01-11/29/03)	2 (11/13/01-11/29/03)	2 (1/28/10/20/99)
<b>Longest Winless Streak</b>	3 (0-1-1-1, 2/10/00-10/16/01)	3 (0-2-0-1, 12/5/98-1/6/01)	None
<b>Longest Losing Streak</b>	2 (twice, last 12/21/06-2/27/08)	3 (12/5/98-1/6/01)	None
<b>Most Goals by Nashville</b>	5 (1/27/03, 5-1)	4 (twice, last 11/29/03, 4-1)	5 (1/27/03, 5-1)
<b>Most Goals by Buffalo</b>	8 (2/27/08, 4-8)	7 (12/21/06, 2-7)	8 (2/27/08, 4-8)
<b>Most Goals by Both Teams</b>	12 (2/27/08, 4-8)	9 (12/21/06, 2-7)	12 (2/27/08, 4-8)
<b>Last Five Games</b>	3-2-0-0	2-2-0-1	3-1-1-0
<b>Last Ten Games</b>	4-4-1-1	2-3-0-1	3-1-1-0
<b>Last Transaction</b>	2/27/08: Nashville acquired a fourth-round selection in the 2007 NHL Entry Draft (Mark Santorelli) from Buffalo for defenseman Mikko Lehtonen.		
<b>Series Notes</b>	2/27/08: Buffalo defeated Nashville 8-4 at HSBC Arena, tying a Nashville franchise record for most goals allowed in a game... 12/21/06: Buffalo handed Nashville its most lopsided defeat on home ice since 3/12/02 (vs. Vancouver) with a 7-2 decision... 11/29/03: Vladimir Orszagh netted his first NHL hat trick and four points (3g-1a) total in Nashville's 4-1 win at the Sommet Center.		
<b>2008-09 Schedule</b>	None		
	12/1/08: Nashville at Buffalo		



# NHL & OPPONENTS

## CALGARY FLAMES

### 2007-08 SEASON SERIES

#### @ NASHVILLE

Date	Score	W/ Goal
15 Jan '08	CGY 0 @ NSH 3	Martin Erat
13 Oct '07	CGY 7 @ NSH 4	Eric Godard

#### @ CALGARY

Date	Score	W/ Goal
07 Mar '08 *	NSH 2 @ CGY 1	J.P. Dumont
30 Oct '07	NSH 1 @ CGY 5	Matthew Lombardi

\* overtime \*\* shootout

### GOALS BY PERIOD

	1st	2nd	3rd	OT	Total
<b>Nashville</b>	1	5	3	1	10
<b>Calgary</b>	2	6	5	0	13

### SHOTS BY PERIOD

	1st	2nd	3rd	OT	Total
<b>Nashville</b>	44	47	47	1	139
<b>Calgary</b>	32	38	44	1	115

### INDIVIDUAL SCORING

PREDATORS								
PLAYER	GP	G	A	P	+/-	PIM	PP	SH
J.P. Dumont	4	3	2	5	2	4	0	0
Alexander Radulov	4	2	1	3	-2	4	2	0
Jason Arnott	4	1	2	3	1	4	0	0
Vernon Fiddler	4	0	3	3	2	2	0	0
Radek Bonk	4	1	1	2	1	4	0	0
Martin Erat	4	1	1	2	-5	0	0	0
Ryan Suter	4	0	2	2	-1	6	0	0
Marek Zidlicky	4	0	2	2	0	2	0	0
Martin Gelinas	2	0	2	2	1	2	0	0
Scott Nichol	3	1	0	1	2	2	0	0
Ville Koistinen	2	1	0	1	0	2	1	0
Dan Hamhuis	4	0	1	1	0	0	0	0
Jordin Tootoo	3	0	1	1	-3	0	0	0
Shea Weber	2	0	1	1	0	0	0	0
Greg De Vries	4	0	0	0	-3	0	0	0
David Legwand	4	0	0	0	-4	2	0	0
Jerred Smithson	4	0	0	0	-1	4	0	0
Greg Zanon	4	0	0	0	-1	0	0	0
Darcy Hordichuk	2	0	0	0	-1	0	0	0
Jed Ortmeyer	2	0	0	0	0	5	0	0
Rich Peverley	2	0	0	0	0	0	0	0
Jan Hlavac	1	0	0	0	-1	0	0	0
Kevin Klein	1	0	0	0	-1	2	0	0

Power Play: 3-20 15.0% / Penalty Killing: 15-18 83.3%

FLAMES								
PLAYER	GP	G	A	P	+/-	PIM	PP	SH
Jarome Iginla	4	3	2	5	2	0	1	0
Daymond Langkow	4	1	4	5	0	2	1	0
Kristian Huselius	4	3	1	4	-2	2	1	0
Matthew Lombardi	4	2	1	3	0	4	0	1
Alex Tanguay	4	0	3	3	4	0	0	0
Craig Conroy	4	2	0	2	3	2	0	0
Adrian Aucoin	4	0	2	2	0	7	0	0
Rhett Warrenere	2	0	2	2	2	2	0	0
Eric Godard	4	1	0	1	1	0	0	0
Eric Nystrom	2	1	0	1	1	0	0	0
Dion Phaneuf	4	0	1	1	1	12	0	0
Stephane Yelle	4	0	1	1	0	0	0	0
Anders Eriksson	3	0	1	1	0	2	0	0
David Moss	3	0	1	1	-1	0	0	0
Mark Smith	3	0	1	1	1	2	0	0
Owen Nolan	4	0	0	0	1	8	0	0
Robyn Regehr	4	0	0	0	1	2	0	0
Cory Sarich	4	0	0	0	2	6	0	0
Dustin Boyd	2	0	0	0	-1	0	0	0
David Hale	2	0	0	0	-1	0	0	0
Marcus Nilson	1	0	0	0	1	0	0	0
Wayne Primeau	1	0	0	0	0	0	0	0
James Vandermeer	1	0	0	0	0	0	0	0

Power Play: 3-18 16.7% / Penalty Killing: 17-20 85.0%

### GOALTENDING

#### PREDATORS

	GP	MIN	W-L-OT	GA	SA	SV	GAA	SV%
Dan Ellis	2	75	1-0-0	2	37	35	1.61	.946
Chris Mason	3	167	1-2-0	11	78	67	3.95	.859

#### FLAMES

	GP	MIN	W-L-OT	GA	SA	SV	GAA	SV%
Miikka Kiprusoff	4	222	2-1-1	10	127	117	2.70	.921
Curtis McElhinney	1	19	0-0-0	0	12	12	0.00	1.000





	OVERALL							HOME							ROAD						
Season	GP	W	L	OT	PTS	GF	GA	GP	W	L	OT	PTS	GF	GA	GP	W	L	OT	PTS	GF	GA
1998-99	5	2	2	1	5	13	14	3	1	2	0	2	9	11	2	1	0	1	3	4	3
1999-00	4	1	1	2	4	12	13	2	1	1	0	2	4	3	2	0	0	2	2	8	10
2000-01	4	2	2	0	4	11	6	2	2	0	0	4	10	1	2	0	2	0	0	1	5
2001-02	4	3	1	0	6	11	10	2	2	0	0	4	4	1	2	1	1	0	2	7	9
2002-03	4	1	1	2	4	7	7	2	1	1	0	2	4	4	2	0	0	2	2	3	3
2003-04	4	2	1	1	5	11	10	2	1	0	1	3	8	5	2	1	1	0	2	3	5
2005-06	4	4	0	0	8	18	9	2	2	0	0	4	11	4	2	2	0	0	4	7	5
2006-07	4	3	0	1	7	16	11	2	2	0	0	4	11	6	2	1	0	1	3	5	5
2007-08	4	2	2	0	4	10	13	2	1	1	0	2	7	7	2	1	1	0	2	3	6
Totals	37	20	10	7	47	109	93	19	13	5	1	27	68	42	18	7	5	6	20	41	51

OT column includes both ties and overtime losses in 1999-00 (two road OTLs), 2000-01, 2001-02, 2002-03 (two road ties) and 2003-04 (one home tie).

OT column includes ties in 1998-99 (one road tie).

DATE	VISITOR	HOME	DATE	VISITOR	HOME
<b>1998-99</b>			<b>2002-03</b>		
October 23, 1998	<b>CALGARY</b>	4 Nashville 3	December 17, 2002	<b>CALGARY</b>	3 Nashville 0
November 6, 1998	<b>NASHVILLE</b>	2 Calgary 1	January 16, 2003	Nashville	2 Calgary 2 OT
November 25, 1998	Calgary	3 <b>NASHVILLE</b> 4	February 20, 2003	Calgary	1 <b>NASHVILLE</b> 4
February 4, 1999	Nashville	2 Calgary 2 OT	March 22, 2003	Nashville	1 Calgary 1 OT
March 16, 1999	<b>CALGARY</b>	4 Nashville 2	<b>2003-04</b>		
<b>1999-00</b>			November 13, 2003	Calgary	1 <b>NASHVILLE</b> 4
November 3, 1999	Nashville	4 <b>CALGARY</b> 5 OT	January 22, 2004	Nashville	0 <b>CALGARY</b> 4
January 21, 2000	Nashville	4 <b>CALGARY</b> 5 OT	March 13, 2004	Calgary	4 Nashville 4 OT
January 29, 2000	Calgary	1 <b>NASHVILLE</b> 3	March 20, 2004	<b>NASHVILLE</b>	3 Calgary 1
March 25, 2000	<b>CALGARY</b>	2 Nashville 1	<b>2005-06</b>		
<b>2000-01</b>			November 29, 2005	Calgary	0 <b>NASHVILLE</b> 2
November 28, 2000	Calgary	1 <b>NASHVILLE</b> 6	December 27, 2005	<b>NASHVILLE</b>	4 Calgary 3
December 7, 2000	Nashville	0 <b>CALGARY</b> 3	March 7, 2006	<b>NASHVILLE</b>	3 Calgary 2
January 11, 2001	Nashville	1 <b>CALGARY</b> 2	March 18, 2006	Calgary	4 <b>NASHVILLE</b> 9
April 5, 2001	Calgary	0 <b>NASHVILLE</b> 4	<b>2006-07</b>		
<b>2000-01</b>			October 28, 2006	<b>NASHVILLE</b>	3 Calgary 2
October 11, 2001	Calgary	0 <b>NASHVILLE</b> 1	January 15, 2007	Calgary	3 <b>NASHVILLE</b> 5
October 25, 2001	<b>NASHVILLE</b>	5 Calgary 4 OT	March 8, 2007	Calgary	3 <b>NASHVILLE</b> 6
March 2, 2002	Nashville	2 <b>CALGARY</b> 5	March 22, 2007	Nashville	2 <b>CALGARY</b> 3 OT
April 6, 2002	Calgary	1 <b>NASHVILLE</b> 3	<b>2007-08</b>		
			October 13, 2007	<b>CALGARY</b>	7 Nashville 4
			October 30, 2007	Nashville	1 <b>CALGARY</b> 5
			January 15, 2008	Calgary	0 <b>NASHVILLE</b> 3
			March 7, 2008	<b>NASHVILLE</b>	2 Calgary 1 OT

	OVERALL	AT NASHVILLE	AT CALGARY
<b>Current Trend</b>	2 Nashville win (1/15-3/7/08)	1 Nashville win (1/15/08)	1 Nashville win (3/7/08)
<b>Last Win</b>	3/7/08 (2-1 OT)	1/15/08 (3-0)	3/7/08 (2-1 OT)
<b>Last Loss</b>	10/30/07 (1-5)	10/13/07 (4-7)	10/30/07 (1-5)
<b>Last Tie</b>	3/13/04 (4-4 OT)	3/13/04 (4-4 OT)	3/22/03 (1-1 OT)
<b>Overtime Record</b>	23-4	0-0-1	2-3-3
<b>Longest Unbeaten Streak</b>	9 (8-0-1-0, 3/13/04-3/8/07)	7 (6-0-1-0, 2/20/03-3/8/07)	4 (4-0-0-0, 3/20/04-10/28/06)
<b>Longest Winning Streak</b>	8 (3/20/04-3/8/07)	4 (twice, last 11/29/05-3/8/07)	4 (3/20/04-10/28/06)
<b>Longest Winless Streak</b>	4 (0-1-1-2, 2/4/99-1/21/00)	None	5 (0-2-1-2, 2/4/99-1/11/01)
<b>Longest Losing Streak</b>	3 (twice, last 3/22-10/30/07)	None	4 (11/3/99-1/11/01)
<b>Most Goals by Nashville</b>	9 (3/18/06, 9-4)	9 (3/18/06, 9-4)	5 (10/25/01, 5-4 OT)
<b>Most Goals by Calgary</b>	7 (10/13/07, 4-7)	7 (10/13/07, 4-7)	5 (four times, last 10/30/07, 1-5)
<b>Most Goals by Both Teams</b>	13 (3/18/06, 9-4)	13 (3/18/06, 9-4)	9 (three times, last 10/25/01, 5-4 OT)
<b>Last Five Games</b>	2-2-1	4-1-0	3-1-1
<b>Last Ten Games</b>	7-2-1	7-2-1-0	5-2-2-1
<b>Last Transaction</b>	2/19/04: Calgary claimed forward Jason Morgan on waivers from Nashville.		
<b>Series Notes</b>	3/18/06: Nashville tied a franchise record for goals in a 9-4 win at the Sommet Center... Mike Sillinger had four assists in the victory...10/11/01: Mike Dunham stopped 26 shots for Nashville in a 1-0 win... 4/5/01: 11/6/98: Nashville's 2-1 win was the franchise's first road victory.		
<b>2008-09 Schedule</b>		10/23/08: Calgary at Nashville	11/6/08: Nashville at Calgary
		1/3/09: Calgary at Nashville	1/30/09: Nashville at Calgary



# NHL & OPPONENTS

## CAROLINA HURRICANES

### 2007-08 SEASON SERIES

#### @ NASHVILLE

Date	Score	W/ Goal
05 Feb '08	CAR 0 @ NSH 1	J.P. Dumont

#### @ CAROLINA

Date	Score	W/ Goal

### GOALS BY PERIOD

	1st	2nd	3rd	OT	Total
NASHVILLE	0	0	1	--	1
CAROLINA	0	0	0	--	0

### SHOTS BY PERIOD

	1st	2nd	3rd	OT	Total
NASHVILLE	12	10	12	--	34
CAROLINA	13	10	8	--	31

### INDIVIDUAL SCORING

PREDATORS								
PLAYER	GP	G	A	P	+/-	PIM	PP	SH
J.P. Dumont	1	1	0	1	1	0	0	0
Jason Arnott	1	0	1	1	1	0	0	0
Alexander Radulov	1	0	1	1	1	0	0	0
Radek Bonk	1	0	0	0	0	0	0	0
Greg De Vries	1	0	0	0	0	0	0	0
Martin Erat	1	0	0	0	0	2	0	0
Vernon Fiddler	1	0	0	0	0	0	0	0
Martin Gelas	1	0	0	0	0	0	0	0
Dan Hamhuis	1	0	0	0	0	0	0	0
Darcy Hordichuk	1	0	0	0	0	5	0	0
David Legwand	1	0	0	0	0	0	0	0
Scott Nichol	1	0	0	0	0	0	0	0
Rich Peverley	1	0	0	0	0	0	0	0
Jerred Smithson	1	0	0	0	0	0	0	0
Ryan Suter	1	0	0	0	1	4	0	0
Shea Weber	1	0	0	0	0	0	0	0
Greg Zanon	1	0	0	0	0	0	0	0
Marek Zidlicky	1	0	0	0	1	0	0	0
Power Play: 0-3 0.0% / Penalty Killing: 3-3 100.0%								

HURRICANES								
PLAYER	GP	G	A	P	+/-	PIM	PP	SH
Keith Aucoin	1	0	0	0	0	0	0	0
Rod Brind'Amour	1	0	0	0	0	2	0	0
Wade Brookbank	1	0	0	0	0	5	0	0
Erik Cole	1	0	0	0	0	0	0	0
Mike Commodore	1	0	0	0	-1	0	0	0
Tim Gleason	1	0	0	0	0	0	0	0
Bret Hedican	1	0	0	0	0	2	0	0
Frantisek Kaberle	1	0	0	0	0	0	0	0
Andrew Ladd	1	0	0	0	0	0	0	0
Chad Larose	1	0	0	0	0	0	0	0
Trevor Letowski	1	0	0	0	0	0	0	0
Sergei Samsonov	1	0	0	0	0	0	0	0
Eric Staal	1	0	0	0	-1	2	0	0
Cory Stillman	1	0	0	0	0	0	0	0
Scott Walker	1	0	0	0	-1	0	0	0
Niclas Wallin	1	0	0	0	0	0	0	0
Glen Wesley	1	0	0	0	-1	0	0	0
Ray Whitney	1	0	0	0	-1	0	0	0
Power Play: 0-3 0.0% / Penalty Killing: 3-3 100.0%								

### GOALTENDING

PREDATORS								
	GP	Min	W-L-OT	GA	SA	SV	GAA	SV%
Chris Mason	1	60	1-0-0	0	31	31	0.00	1.000
HURRICANES								
	GP	Min	W-L-OT	GA	SA	SV	GAA	SV%
Cam Ward	1	59	0-1-0	1	34	33	1.01	.971



	OVERALL							HOME							ROAD						
Season	GP	W	L	OT	PTS	GF	GA	GP	W	L	OT	PTS	GF	GA	GP	W	L	OT	PTS	GF	GA
1998-99	2	1	1	0	2	4	6					2	3	2					0	1	4
1999-00	2	1	1	0	2	4	5	1	1	0	0	2	3	2	1	0	1	0	0	1	3
2000-01	2	2	0	0	4	9	5	1	1	0	0	2	2	1	1	1	0	0	2	7	4
2001-02	1	0	0	1	1	2	2	0	0	0	0	0	0	0	1	0	0	1	1	2	2
2002-03	1	0	1	0	0	1	2	1	0	1	0	0	1	2	0	0	0	0	0	0	0
2003-04	1	1	0	0	2	2	1	0	0	0	0	0	0	0	1	1	0	0	2	2	1
2005-06	1	0	0	1	1	4	5	0	0	0	0	0	0	0	1	0	0	1	1	4	5
2007-08	1	1	0	0	2	1	0	1	1	0	0	2	1	0	0	0	0	0	0	0	0
Totals	11	6	3	2	14	27	26	5	4	1	0	8	10	7	6	2	2	2	6	17	19

OT column includes both ties and overtime losses in 1999-00, 2000-01, 2001-02 (one road tie), 2002-03 and 2003-04.

OT column includes ties in 1998-99.

	DATE	VISITOR	HOME
<b>1998-99</b>	October 13, 1998	Carolina	2
	January 2, 1999	Nashville	1
<b>1999-00</b>	December 28, 1999	Carolina	2
	March 29, 2000	Nashville	1
<b>2000-01</b>	October 14, 2000	Carolina	1
	November 26, 2000	<b>NASHVILLE</b>	7
<b>2001-02</b>	January 23, 2002	Nashville	2
<b>2002-03</b>	December 3, 2002	<b>CAROLINA</b>	2
<b>2003-04</b>	December 3, 2003	<b>NASHVILLE</b>	2
<b>2005-06</b>	January 13, 2006	Nashville	4
<b>2007-08</b>	February 5, 2008	Carolina	0

	OVERALL	AT NASHVILLE	AT CAROLINA
<b>Current Trend</b>	1 Nashville win (2/5/08)	1 Nashville win (2/5/08)	1 Carolina win (1/13/06)
<b>Last Win</b>	2/5/08 (1-0)	2/5/08 (1-0)	12/3/03 (2-1 OT)
<b>Last Loss</b>	1/13/06 (4-5 OT)	12/3/02 (1-2)	1/13/06 (4-5 OT)
<b>Last Tie</b>	1/23/02 (2-2 OT)	None	1/23/02 (2-2 OT)
<b>Overtime Record</b>	1-1-1	0-0-0	1-1-1
<b>Longest Unbeaten Streak</b>	3 (2-0-1-0, 10/14/00-1/23/02)	3 (3-0-0-0, 10/13/98-10/14/00)	3 (2-0-1-0, 11/26/00-12/3/03)
<b>Longest Winning Streak</b>	2 (10/14-11/26/00)	3 (10/13/98-10/14/00)	None
<b>Longest Winless Streak</b>	2 (0-1-1-0, 1/23-12/3/02)	None	2 (0-2-0-0, 1/2/99-3/29/00)
<b>Longest Losing Streak</b>	None	None	2 (1/2/99-3/29/00)
<b>Most Goals by Nashville</b>	7 (11/26/00, 7-4)	3 (twice, last 12/28/99, 3-2)	7 (11/26/00, 7-4)
<b>Most Goals by Carolina</b>	5 (1/13/06, 4-5 OT)	2 (three times, 12/3/02, 1-2)	5 (1/13/06, 4-5 OT)
<b>Most Goals by Both Teams</b>	11 (11/26/00, 7-4)	5 (twice, last 12/28/99, 3-2)	11 (11/26/00, 7-4)
<b>Last Five Games</b>	2-1-1-1	4-1-0-0	2-1-1-1
<b>Last Ten Games</b>	5-3-1-1	4-1-0-0	2-2-1-1
<b>Last Transaction</b>	6/19/08: Acquired a fifth-round selection in the 2009 NHL Entry Draft from Carolina for forward Darcy Hordichuk and a fifth-round selection in the 2010 NHL Entry Draft.		
<b>Series Notes</b>	2/5/08: Chris Mason turned aside all 31 shots he faced to record a 1-0 shutout victory at the Sommet Center...1/13/06: Frantisek Kaberle converted a penalty-shot attempt in overtime to give Carolina a 5-4 win at the RBC Center... 12/3/03: Scott Hartnell scored the overtime game-winner (3:30) in Nashville's 2-1 win at the RBC Center... 10/13/98: Nashville's 3-2 win was the first victory in franchise history. Andrew Brunette scored the franchise's first goal at 5:12 of the first period.		
<b>2008-09 Schedule</b>	None		11/23/08: Nashville at Carolina



# NHL & OPPONENTS

## CHICAGO BLACKHAWKS

### 2007-08 SEASON SERIES

#### @ NASHVILLE

Date	Score	W/Goal
22 Mar '08 **	CHI 1 @ NSH 2	Alexander Radulov
14 Feb '08	CHI 6 @ NSH 1	Jonathan Toews
13 Jan '08 **	CHI 3 @ NSH 2	Patrick Sharp
15 Nov '07 *	CHI 4 @ NSH 5	Martin Erat

#### GOALS BY PERIOD

	1st	2nd	3rd	OT	Total
Nashville	6	2	10	1	19
Chicago	13	9	6	0	28

#### INDIVIDUAL SCORING

PLAYER	PREDATORS							
	GP	G	A	P	+/-	PIM	PP	SH
Alexander Radulov	8	3	4	7	-7	2	1	0
J.P. Dumont	8	1	6	7	-2	2	1	0
Jason Arnott	7	4	2	6	-3	4	2	0
Marek Zidlicky	7	2	4	6	-7	2	1	0
David Legwand	6	2	4	6	-4	0	1	0
Radek Bonk	8	2	2	4	-3	6	1	0
Vernon Fiddler	8	1	3	4	2	4	0	0
Martin Erat	8	2	1	3	-7	4	0	0
Dan Hamhuis	8	0	2	2	-5	8	0	0
Ryan Suter	8	0	2	2	-5	8	0	0
Shea Weber	4	0	2	2	-1	4	0	0
Jordin Tootoo	6	1	0	1	-2	9	0	0
Rich Peeverley	4	1	0	1	-3	0	0	0
Greg De Vries	6	0	1	1	-5	2	0	0
Ville Koistinen	6	0	1	1	2	4	0	0
Scott Nichol	8	0	0	0	-2	5	0	0
Greg Zanon	8	0	0	0	-2	0	0	0
Jerred Smithson	7	0	0	0	-1	2	0	0
Jed Ortmeyer	6	0	0	0	-3	9	0	0
Martin Gelin	5	0	0	0	-3	4	0	0
Darcy Hordichuk	3	0	0	0	0	0	0	0
Brandon Bochenski	2	0	0	0	0	0	0	0
Jan Hlavac	2	0	0	0	1	0	0	0
Kevin Klein	1	0	0	0	-1	0	0	0

Power Play: 7-39 17.9% / Penalty Killing: 23-27 85.2%

#### GOALTENDING

##### PREDATORS

	GP	Min	W-L-OT	GA	SA	SV	GAA	SV%
Chris Mason	6	213	2-3-0	16	102	86	4.52	.843
Dan Ellis	5	248	1-1-1	11	112	101	2.67	.902
Pekka Rinne	1	29	0-0-0	0	8	8	0.00	1.000

##### BLACKHAWKS

	GP	Min	W-L-OT	GA	SA	SV	GAA	SV%
Patrick Lalime	4	224	3-0-0	5	104	99	1.34	.952
Nikolai Khabibulin	5	265	2-1-2	13	130	117	2.95	.900

#### @ CHICAGO

Date	Score	W/Goal
04 Apr '08	NSH 1 @ CHI 3	Adam Burish
26 Dec '07	NSH 2 @ CHI 5	Robert Lang
19 Dec '07	NSH 2 @ CHI 5	Patrick Sharp
04 Nov '07	NSH 5 @ CHI 2	Martin Erat

\* overtime \*\* shootout

#### SHOTS BY PERIOD

	1st	2nd	3rd	OT	Total
Nashville	69	78	83	5	235
Chicago	70	69	75	9	223

#### BLACKHAWKS

PLAYER	GP	G	A	P	+/-	PIM	PP	SH
Jonathan Toews	7	5	5	10	6	8	1	0
Patrick Kane	8	2	8	10	5	0	0	0
Patrick Sharp	8	6	3	9	9	2	1	2
Robert Lang	8	6	1	7	3	10	1	0
Martin Havlat	3	0	6	6	5	0	0	0
Brent Sopel	6	0	4	4	3	2	0	0
Dave Bolland	5	0	4	4	1	2	0	0
Duncan Keith	8	1	2	3	10	4	0	0
James Wisniewski	7	1	2	3	4	15	0	0
Cameron Barker	4	1	2	3	3	13	0	0
Brent Seabrook	8	0	3	3	8	8	0	0
Dustin Byfuglien	7	1	1	2	1	2	0	0
Jason Williams	4	1	1	2	-3	0	1	0
Petri Kontiola	2	0	2	2	3	0	0	0
Adam Burish	8	1	0	1	-1	9	0	1
Rene Bourque	7	1	0	1	2	2	0	0
Yanic Perreault	7	1	0	1	-2	8	0	0
Andrew Ladd	2	1	0	1	0	0	0	0
Tuomo Ruutu	6	0	1	1	2	6	0	0
Jordan Hendry	4	0	1	1	1	2	0	0
James Vandermeer	2	0	1	1	-2	0	0	0
Ben Eager	1	0	1	1	1	0	0	0
Martin Lapointe	6	0	0	0	0	4	0	0
Craig Adams	3	0	0	0	0	2	0	0
Kevyn Adams	2	0	0	0	1	0	0	0
Andrei Zyuzin	2	0	0	0	-1	2	0	0
Adam Berti	1	0	0	0	0	0	0	0
Michael Blunden	1	0	0	0	-1	0	0	0
Jacob Dowell	1	0	0	0	0	0	0	0
Niklas Hjalmarsson	1	0	0	0	1	0	0	0
Magnus Johansson	1	0	0	0	-2	0	0	0
Sergei Samonov	1	0	0	0	1	0	0	0
Jack Skille	1	0	0	0	0	0	0	0
Martin St. Pierre	1	0	0	0	-1	0	0	0
Kris Versteeg	1	0	0	0	0	0	0	0

Power Play: 4-27 14.8% / Penalty Killing: 32-39 82.1%



Season	OVERALL							HOME							ROAD						
	GP	W	L	OT	PTS	GF	GA	GP	W	L	OT	PTS	GF	GA	GP	W	L	OT	PTS	GF	GA
1998-99	6	1	4	1	3	17	22	3	1	1	1	3	9	8	3	0	3	0	0	8	14
1999-00	6	4	1	1	9	21	14	3	2	1	0	4	10	7	3	2	0	1	5	11	7
2000-01	5	2	3	0	4	8	9	2	0	2	0	0	1	5	3	2	1	0	4	7	4
2001-02	5	3	2	0	6	16	15	3	2	1	0	4	12	10	2	1	1	0	2	4	5
2002-03	5	1	3	1	3	11	17	2	1	0	1	3	8	7	3	0	3	0	0	3	10
2003-04	6	2	3	1	5	14	15	3	1	1	1	3	8	6	3	1	2	0	2	6	9
2005-06	8	6	2	0	12	32	16	4	4	0	0	8	18	7	4	2	2	0	4	14	9
2006-07	8	4	2	2	10	31	26	4	1	1	2	4	17	18	4	3	1	0	6	14	8
2007-08	8	3	4	1	7	20	29	4	2	1	1	5	10	14	4	1	3	0	2	10	15
Totals	57	26	24	7	59	170	163	28	14	8	6	34	93	82	29	12	16	1	25	77	81

OT column includes both ties and overtime losses in 1999-00 (one road tie), 2000-01, 2001-02, 2002-03 (one home tie) and 2003-04 (one home tie).

OT column includes ties in 1998-99 (one home tie).

	DATE	VISITOR	HOME			DATE	VISITOR	HOME	
1998-99	October 24, 1998	Nashville	4 CHICAGO	5	2003-04	October 19, 2003	Nashville	1 CHICAGO	3
	November 17, 1998	CHICAGO	2 Nashville	1		November 7, 2003	CHICAGO	2 Nashville	1
	January 9, 1999	Chicago	3 Nashville	3 OT		February 11, 2004	Nashville	2 CHICAGO	5
	March 10, 1999	Nashville	2 CHICAGO	5		March 1, 2004	Chicago	2 Nashville	2 OT
	March 12, 1999	Chicago	3 NASHVILLE	5		March 30, 2004	Chicago	2 NASHVILLE	5
	April 15, 1999	Nashville	2 CHICAGO	4		April 1, 2004	NASHVILLE	3 Chicago	1
1999-00	October 10, 1999	Nashville	3 Chicago	3 OT	2005-06	October 25, 2005	Chicago	3 NASHVILLE	5
	November 5, 1999	CHICAGO	3 Nashville	1		December 15, 2005	Chicago	3 NASHVILLE	5
	November 10, 1999	NASHVILLE	4 Chicago	2		December 21, 2005	NASHVILLE	6 Chicago	1
	January 8, 2000	Chicago	3 NASHVILLE	6		January 8, 2006	NASHVILLE	5 Chicago	1
	February 23, 2000	NASHVILLE	4 Chicago	2		February 4, 2006	Chicago	0 NASHVILLE	6
	March 7, 2000	Chicago	1 NASHVILLE	3		March 1, 2006	Nashville	0 CHICAGO	3
2000-01	November 30, 2000	NASHVILLE	3 Chicago	0	April 5, 2006	Nashville	3 CHICAGO	4	
	December 1, 2000	CHICAGO	2 Nashville	1	April 8, 2006	Chicago	1 NASHVILLE	2 SO	
	December 16, 2000	CHICAGO	3 Nashville	0	2006-07	October 5, 2006	CHICAGO	8 Nashville	6
	March 15, 2001	Nashville	2 CHICAGO	3		October 12, 2006	Nashville	1 CHICAGO	3
	March 22, 2001	NASHVILLE	2 Chicago	1 OT		December 2, 2006	CHICAGO	4 Nashville	3 OT
2001-02	October 18, 2001	CHICAGO	5 Nashville	3		December 20, 2006	NASHVILLE	2 Chicago	1
	November 21, 2001	Chicago	3 NASHVILLE	4	January 5, 2007	NASHVILLE	8 Chicago	3	
	December 15, 2001	Chicago	2 NASHVILLE	5	January 20, 2007	Chicago	3 NASHVILLE	6	
	March 27, 2002	Nashville	1 CHICAGO	4	January 26, 2007	NASHVILLE	3 Chicago	1	
	April 3, 2002	NASHVILLE	3 Chicago	1	April 3, 2007	CHICAGO	3 Nashville	2 SO	
2002-03	November 17, 2002	Nashville	2 CHICAGO	4	2007-08	November 4, 2007	NASHVILLE	5 Chicago	2
	January 4, 2003	Chicago	3 Nashville	3 OT		November 15, 2007	Chicago	4 NASHVILLE	5 OT
	January 12, 2003	Nashville	0 CHICAGO	5		December 19, 2007	Nashville	2 CHICAGO	5
	March 1, 2003	Chicago	4 NASHVILLE	5 OT		December 26, 2007	Nashville	2 CHICAGO	5
	March 27, 2003	Nashville	1 CHICAGO	4		January 13, 2008	CHICAGO	3 Nashville	2 SO
						February 14, 2008	CHICAGO	6 Nashville	1
						March 22, 2008	Chicago	1 NASHVILLE	2 SO
						April 4, 2008	Nashville	1 CHICAGO	3

	OVERALL	AT NASHVILLE	AT CHICAGO
<b>Current Trend</b>	1 Chicago win (4/4/08)	1 Nashville win (3/27/08)	3 Chicago wins (12/19/07-4/4/08)
<b>Last Win</b>	3/22/08 (2-1 SO)	3/22/08 (2-1 SO)	11/4/07 (5-2)
<b>Last Loss</b>	4/4/08 (1-3)	2/14/08 (1-6)	4/4/08 (1-3)
<b>Last Tie</b>	3/1/04 (2-2 OT)	3/1/04 (2-2 OT)	10/10/99 (3-3 OT)
<b>Overtime Record</b>	5-3-4	4-3-3	1-0-1
<b>Longest Unbeaten Streak</b>	8 (7-0-1-0, 3/1/04-2/4/06)	6 (5-0-1-0, 3/1/04-4/8/06)	4 (twice, last 4-0-0, 12/20/06-11/4/07)
<b>Longest Winning Streak</b>	7 (3/30/04-2/4/06)	5 (3/30/04-4/8/06)	4 (12/20/06-11/4/07)
<b>Longest Winless Streak</b>	5 (0-4-1-0, 3/27/03-3/1/04)	3 (0-3-0-0, 12/1/00-10/18/01)	5 (0-5-0-0, 11/17/02-2/11/04)
<b>Longest Losing Streak</b>	4 (twice, last 12/19/07-2/4/08)	3 (02/1/00-10/18/01)	5 (11/17/02-2/11/04)
<b>Most Goals by Nashville</b>	8 (11/07, 8-3)	6 (four times, last 1/20/07, 6-3)	8 (11/07, 8-3)
<b>Most Goals by Chicago</b>	8 (10/5/06, 6-8)	8 (10/5/06, 6-8)	5 (four times, last 12/19/05, 2-5)
<b>Most Goals by Both Teams</b>	14 (10/5/06, 6-8)	14 (10/5/06, 6-8)	11 (11/5/07, 8-3)
<b>Last Five Games</b>	1-3-1	2-1-2	2-3-0
<b>Last Ten Games</b>	4-4-2	5-2-3	4-6-0
<b>Last Transaction</b>	2/16/04: Nashville acquired forward Steve Sullivan from Chicago for a second-round selection in the 2004 NHL Entry Draft (Ryan Garlock) and a second-round selection in the 2005 NHL Entry Draft (Michael Blunden).		

#### Series Notes

1/26/07: Kevin Klein scored his first NHL goal... 1/20/07: David Legwand scored his first career hat trick (3g-1a) in Nashville's 6-3 win at the Sommet Center... 1/5/07: Nashville scored a season-high eight goals in an 8-3 road win vs. Chicago. Paul Kariya led the way with four points (1g-3a)... 10/5/06: Nashville and Chicago combined for 14 goals in an 8-6 Chicago win at the Sommet Center. The goal total was the most-ever at the Sommet Center, and Chicago's eight goals were the most scored against Nashville on home ice... 2/4/06: Scott Hartnell recorded his first hat trick and Tomas Vokoun made 40 saves in Nashville's 6-0 win at the Sommet Center... 10/25/05: Nashville posted a record 95 penalty minutes in the team's 5-3 win over Chicago at the Sommet Center. Jeremy Stevenson set an individual single-game record with 35 penalty minutes... 11/10/99: Rob Valacic recorded the first hat trick in Predators history in Nashville's 4-2 win... 10/24/98: Scott Walker scored the first shorthanded goal in franchise history in Nashville's 5-4 loss at Chicago.

<b>2008-09 Schedule</b>	1/10/09: Chicago at Nashville	10/13/08: Nashville at Chicago
	2/24/09: Chicago at Nashville	1/11/09: Nashville at Chicago
	4/7/09: Chicago at Nashville	4/3/09: Nashville at Chicago





# NHL & OPPONENTS

## COLORADO AVALANCHE

### 2007-08 SEASON SERIES

#### @ NASHVILLE

Date	Score	W/ Goal
13 Dec '07	COL 2 @ NSH 1	Ian Laperriere
04 Oct '07	COL 0 @ NSH 4	Jason Arnott

#### GOALS BY PERIOD

	1st	2nd	3rd	OT	Total
<b>NASHVILLE</b>	3	2	5	--	10
<b>COLORADO</b>	0	2	3	--	5

#### INDIVIDUAL SCORING

PREDATORS								
PLAYER	GP	G	A	P	+/-	PIM	PP	SH
Jason Arnott	4	2	2	4	3	2	1	0
Martin Erat	2	2	1	3	2	0	1	0
J.P. Dumont	4	1	2	3	3	0	0	0
Ryan Suter	4	0	3	3	2	2	0	0
Marek Zidlicky	4	0	3	3	1	2	0	0
Alexander Radulov	4	2	0	2	0	0	0	0
Shea Weber	4	1	1	2	1	2	1	0
Vernon Fiddler	4	0	2	2	2	7	0	0
David Legwand	3	0	2	2	0	0	0	0
Martin Gelas	4	1	0	1	0	0	0	0
Dan Hamhuis	4	1	0	1	-1	0	0	0
Greg De Vries	4	0	1	1	0	2	0	0
Jerred Smithson	4	0	1	1	-1	0	0	0
Scott Nichol	3	0	1	1	0	2	0	0
Ville Koistinen	2	0	1	1	0	0	0	0
Jed Ortmeyer	4	0	0	0	0	4	0	0
Greg Zanon	4	0	0	0	1	2	0	0
Radek Bonk	3	0	0	0	-1	4	0	0
Jordin Tootoo	3	0	0	0	0	7	0	0
Darcy Hordichuk	1	0	0	0	0	0	0	0
Josh Langfeld	1	0	0	0	0	0	0	0
Rich Peverley	1	0	0	0	0	0	0	0
Antti Pihlstrom	1	0	0	0	-1	0	0	0

Power Play: 3-14 21.4% / Penalty Killing: 13-13 100.0%

#### @ COLORADO

Date	Score	W/ Goal
22 Jan '08	NSH 4 @ COL 0	Shea Weber
15 Dec '07	NSH 1 @ COL 3	Marek Svatos

#### SHOTS BY PERIOD

	1st	2nd	3rd	OT	Total
<b>NASHVILLE</b>	44	37	43	--	124
<b>COLORADO</b>	42	38	41	--	121

AVALANCHE								
PLAYER	GP	G	A	P	+/-	PIM	PP	SH
Ryan Smyth	3	1	2	3	0	4	0	0
Jaroslav Hlinka	4	0	2	2	1	0	0	0
Ian Laperriere	4	1	0	1	0	10	0	0
Jordan Leopold	4	1	0	1	1	2	0	0
Marek Svatos	4	1	0	1	1	0	0	0
Paul Stastny	3	1	0	1	-2	4	0	0
Andrew Brunette	4	0	1	1	-2	0	0	0
Milan Hejduk	4	0	1	1	-2	0	0	0
Wojtek Wolski	4	0	1	1	1	0	0	0
Cody McCormick	3	0	1	1	1	2	0	0
Brett Clark	4	0	0	0	-3	2	0	0
Ben Guite	4	0	0	0	-1	2	0	0
Scott Hannan	4	0	0	0	-1	2	0	0
John-Michael Liles	4	0	0	0	-2	2	0	0
Karlis Skrastins	4	0	0	0	-2	2	0	0
Jeff Finger	3	0	0	0	1	2	0	0
Tyler Arnason	2	0	0	0	0	0	0	0
Kyle Cumiskey	2	0	0	0	3	0	0	0
T.J. Hensick	2	0	0	0	0	0	0	0
David Jones	1	0	0	0	-1	0	0	0
Cody McLeod	1	0	0	0	0	4	0	0
Brad Richardson	1	0	0	0	0	0	0	0
Joe Sakic	1	0	0	0	-1	0	0	0
Kurt Sauer	1	0	0	0	-1	0	0	0
Wyatt Smith	1	0	0	0	0	0	0	0

Power Play: 0-13 0.0% / Penalty Killing: 11-14 78.6%

#### GOALTENDING

##### PREDATORS

	GP	MIN	W-L-OT	GA	SA	SV	GAA	SV%
Dan Ellis	1	60	1-0-0	0	38	38	0.00	1.000
Chris Mason	3	177	1-2-0	5	83	78	1.70	.940

##### AVALANCHE

	GP	MIN	W-L-OT	GA	SA	SV	GAA	SV%
Peter Budaj	3	164	2-1-0	6	85	79	2.20	.929
Tyler Weiman	1	16	0-0-0	0	10	10	0.00	1.000
Jose Theodore	1	60	0-1-0	4	29	25	4.00	.862



	OVERALL							HOME							ROAD						
Season	GP	W	L	OT	PTS	GF	GA	GP	W	L	OT	PTS	GF	GA	GP	W	L	OT	PTS	GF	GA
1998-99	4	1	2	1	3	9	13	2	1	0	1	3	7	6	2	0	2	0	0	2	7
1999-00	4	0	2	2	2	8	11	2	0	1	1	1	4	5	2	0	1	1	1	4	6
2000-01	4	1	2	1	3	8	12	2	1	1	0	2	6	7	2	0	1	1	1	2	5
2001-02	4	1	2	1	3	14	16	2	0	1	1	1	8	9	2	1	1	0	2	6	7
2002-03	4	1	2	1	3	9	14	2	0	2	0	0	4	10	2	1	0	1	3	5	4
2003-04	4	3	1	0	6	12	11	2	1	1	0	2	7	8	2	2	0	0	4	5	3
2005-06	4	3	1	0	6	12	12	2	2	0	0	4	7	5	2	1	1	0	2	5	7
2006-07	4	2	2	0	4	11	11	2	1	1	0	2	4	5	2	1	1	0	2	7	6
2007-08	4	2	2	0	4	10	5	2	1	1	0	2	5	2	2	1	1	0	2	5	3
Totals	36	14	16	6	34	93	105	18	7	8	3	17	52	57	18	7	8	3	17	41	48

OT column includes both ties and overtime losses in 1999-00 (one home tie and one road tie), 2000-01 (one road OTL), 2001-02 (one home tie), 2002-03 (one road tie) and 2003-04. OT column includes ties in 1998-99 (one home tie).

	DATE	VISITOR	HOME
<b>1998-99</b>	October 31, 1998	Colorado	2 <b>NASHVILLE</b> 3
	February 19, 1999	Colorado	4 Nashville 4 OT
	February 27, 1999	Nashville	1 <b>COLORADO</b> 3
	April 7, 1999	Nashville	1 <b>COLORADO</b> 4
<b>1999-00</b>	October 5, 1999	<b>COLORADO</b>	3 Nashville 2
	December 18, 1999	Colorado	2 Nashville 2 OT
	January 11, 2000	Nashville	2 <b>COLORADO</b> 4
	March 16, 2000	Nashville	2 Colorado 2 OT
<b>2000-01</b>	October 25, 2000	Nashville	1 <b>COLORADO</b> 2 OT
	December 26, 2000	Colorado	2 <b>NASHVILLE</b> 5
	December 29, 2000	Nashville	1 <b>COLORADO</b> 3
	January 27, 2001	<b>COLORADO</b>	5 Nashville 1
<b>2001-02</b>	January 1, 2002	Colorado	4 Nashville 4 OT
	January 30, 2002	<b>NASHVILLE</b>	5 Colorado 2
	March 17, 2002	<b>COLORADO</b>	5 Nashville 4
	April 1, 2002	Nashville	1 <b>COLORADO</b> 5

	DATE	VISITOR	HOME
<b>2002-03</b>	November 10, 2002	<b>NASHVILLE</b>	4 Colorado 3
	November 14, 2002	<b>COLORADO</b>	3 Nashville 1
	November 21, 2002	Nashville	1 Colorado 1 OT
	January 1, 2003	<b>COLORADO</b>	7 Nashville 3
<b>2003-04</b>	October 25, 2003	<b>COLORADO</b>	5 Nashville 3
	November 24, 2003	<b>NASHVILLE</b>	3 Colorado 2
	January 8, 2004	Colorado	3 <b>NASHVILLE</b> 4 OT
	April 4, 2004	<b>NASHVILLE</b>	2 Colorado 1 OT
<b>2005-06</b>	October 12, 2005	<b>NASHVILLE</b>	5 Colorado 4
	December 20, 2005	Colorado	2 <b>NASHVILLE</b> 3
	January 3, 2006	Nashville	0 <b>COLORADO</b> 3
	February 2, 2006	Colorado	3 <b>NASHVILLE</b> 4 OT
<b>2006-07</b>	November 11, 2006	Colorado	0 <b>NASHVILLE</b> 1
	January 1, 2007	<b>COLORADO</b>	5 Nashville 3
	January 30, 2007	Nashville	3 <b>COLORADO</b> 4
	April 7, 2007	<b>NASHVILLE</b>	4 Colorado 2
<b>2007-08</b>	October 4, 2007	Colorado	0 <b>NASHVILLE</b> 4
	December 13, 2007	<b>COLORADO</b>	2 Nashville 1
	December 15, 2007	Nashville	1 <b>COLORADO</b> 3
	January 22, 2008	<b>NASHVILLE</b>	4 Colorado 0

	OVERALL	AT NASHVILLE	AT COLORADO
<b>Current Trend</b>	1 Nashville win (1/22/08)	1 Colorado win (12/13/07)	1 Nashville win (1/22/08)
<b>Last Win</b>	1/22/08 (4-0)	10/4/07 (4-0)	1/22/08 (4-0)
<b>Last Loss</b>	12/15/07 (1-3)	12/13/07 (1-2)	12/15/07 (1-3)
<b>Last Tie</b>	11/21/02 (1-1 OT)	1/1/02 (4-4 OT)	11/21/02 (1-1 OT)
<b>Overtime Record</b>	3-1-5	2-0-3	1-1-2
<b>Longest Unbeaten Streak</b>	5 (5-0-0, 11/24/03-12/20/05)	4 (4-0-0, 1/8/04-11/11/06)	5 (4-0-1-0, 11/10/02-10/12/05)
<b>Longest Winning Streak</b>	5 (11/24/03-12/20/05)	4 (1/8/04-11/11/06)	3 (11/24/03-10/12/05)
<b>Longest Winless Streak</b>	8 (0-4-3-1, 2/19/99-10/25/00)	6 (0-5-0-1, 1/27/01-10/25/03)	6 (0-4-1-1, 2/27/99-12/29/00)
<b>Longest Losing Streak</b>	3 (2/27-10/5/99)	4 (3/17/02-10/25/03)	3 (2/27/99-1/11/00)
<b>Most Goals by Nashville</b>	5 (three times, last 10/12/05, 5-4)	5 (12/26/00, 5-2)	5 (twice, last 10/12/05, 5-4)
<b>Most Goals by Colorado</b>	7 (1/1/03, 3-7)	7 (1/1/03, 3-7)	5 (4/1/02, 1-5)
<b>Most Goals by Both Teams</b>	10 (1/1/03, 3-7)	10 (1/1/03, 3-7)	9 (12/10/05, 5-4)
<b>Last Five Games</b>	3-2-0	3-2-0	2-3-0
<b>Last Ten Games</b>	5-5-0	4-6-0-0	6-3-1-0
<b>Last Transaction</b>	6/30/03: Nashville acquired a third-round selection in the 2004 NHL Entry Draft (traded to Ottawa; Ottawa selected Peter Regin) from Colorado for defenseman Karlis Skrstins.		
<b>Series Notes</b>	1/22/08: Dan Ellis made 38 saves and Martin Erat scored two goals in a 4-0 Nashville victory at the Pepsi Center... 10/4/07: Chris Mason stopped 35 shots as the Preds blanked Colorado 4-0 in the 2007-08 season opener at the Sommet Center... 1/8/04: Jason York scored the overtime game-winner (1:12) in Nashville's 4-3 win. Chris Mason earned his first NHL win in the game... 1/1/03: Peter Forsberg registered six points (1g-5a) in Colorado's 7-3 victory at the Sommet Center... 12/26/00: Scott Walker recorded the Predators' first-ever hat trick at the Sommet Center... 2/19/99: Joe Sakic recorded the first hat trick against Nashville in a 4-4 tie at Sommet Center.		
<b>2008-09 Schedule</b>		12/4/08: Colorado at Nashville	11/8/08: Nashville at Colorado
		1/6/09: Colorado at Nashville	12/29/08: Nashville at Colorado



# NHL & OPPONENTS

## COLUMBUS BLUE JACKETS

### 2007-08 SEASON SERIES

#### @ NASHVILLE

Date	Score	W/ Goal
25 Mar '08	CBJ 0 @ NSH 3	Jan Hlavac
31 Jan '08	CBJ 2 @ NSH 4	Vernon Fiddler
27 Dec '07	CBJ 3 @ NSH 4	Ville Koistinen
10 Nov '07 **	CBJ 3 @ NSH 4	Martin Erat

#### GOALS BY PERIOD

	1st	2nd	3rd	OT	Total
<b>Nashville</b>	8	8	8	0	24
<b>Columbus</b>	2	4	5	0	11

#### INDIVIDUAL SCORING

PREDATORS								
PLAYER	GP	G	A	P	+/-	PIM	PP	SH
J.P. Dumont	8	3	6	9	4	4	0	0
Jason Arnott	8	3	5	8	7	8	2	0
Martin Erat	7	2	5	7	4	0	0	0
Marek Zidlicky	8	1	5	6	3	12	1	0
Ville Koistinen	7	1	5	6	4	4	0	0
Radek Bonk	8	3	2	5	2	2	2	0
Alexander Radulov	8	3	1	4	2	4	0	0
David Legwand	6	1	3	4	1	4	1	0
Dan Hamhuis	8	0	4	4	4	8	0	0
Jordin Tootoo	6	2	1	3	2	32	0	0
Jan Hlavac	2	2	1	3	3	2	0	0
Vernon Fiddler	8	1	1	2	1	2	0	0
Scott Nichol	8	1	1	2	3	5	0	0
Ryan Suter	6	0	2	2	2	6	0	0
Jed Ortmeyer	4	1	0	1	0	2	0	0
Jerred Smithson	8	0	1	1	0	0	0	0
Martin Gelas	6	0	1	1	3	2	0	0
Darcy Hordichuk	5	0	1	1	1	10	0	0
Greg Zanon	8	0	0	0	3	6	0	0
Greg De Vries	6	0	0	0	4	0	0	0
Rich Peverley	3	0	0	0	0	0	0	0
Shea Weber	3	0	0	0	2	7	0	0
Kevin Klein	2	0	0	0	0	0	0	0
Brandon Bochenski	1	0	0	0	0	0	0	0

Power Play: 6-39 15.4% / Penalty Killing: 26-30 86.7%

#### @ COLUMBUS

Date	Score	W/ Goal
28 Mar '08	NSH 2 @ CBJ 0	Jan Hlavac
12 Jan '08 **	NSH 1 @ CBJ 2	Nikolai Zherdev
23 Dec '07	NSH 3 @ CBJ 1	J.P. Dumont
12 Nov '07	NSH 4 @ CBJ 1	Martin Erat

\* overtime \*\* shootout

#### SHOTS BY PERIOD

	1st	2nd	3rd	OT	Total
<b>Nashville</b>	76	78	74	3	231
<b>Columbus</b>	70	109	94	7	280

BLUE JACKETS								
PLAYER	GP	G	A	P	+/-	PIM	PP	SH
Nikolai Zherdev	8	2	2	4	-8	2	1	0
Jiri Novotny	8	1	3	4	-3	4	0	0
Dan Fritsche	6	2	1	3	-1	0	0	0
Curtis Glencross	4	1	2	3	2	0	0	0
David Vyborny	8	2	0	2	-1	2	1	0
Rostislav Klesla	8	1	1	2	-3	6	0	0
Manny Malhotra	6	1	1	2	-2	2	1	0
Jason Chimera	8	0	2	2	-6	11	0	0
Ron Hainsey	8	0	2	2	-2	2	0	0
Kris Beech	3	1	0	1	0	2	1	0
Michael Peca	5	0	1	1	-5	0	0	0
Sergei Fedorov	4	0	1	1	-2	2	0	0
Jan Hejda	8	0	0	0	-5	7	0	0
Jared Boll	7	0	0	0	-3	23	0	0
Rick Nash	7	0	0	0	-3	2	0	0
Adam Foote	6	0	0	0	-4	31	0	0
Kris Russell	6	0	0	0	-3	0	0	0
Gilbert Brule	5	0	0	0	-1	6	0	0
Joakim Lindstrom	4	0	0	0	-1	4	0	0
Andrew Murray	4	0	0	0	-1	2	0	0
Jody Shelley	4	0	0	0	0	11	0	0
Ole-Kristian Tollefsen	4	0	0	0	-1	12	0	0
Derick Brassard	2	0	0	0	0	0	0	0
Derek MacKenzie	2	0	0	0	-1	0	0	0
Aaron Rome	2	0	0	0	-1	7	0	0
Dick Tarnstrom	2	0	0	0	-1	0	0	0
Clay Wilson	2	0	0	0	-1	2	0	0
Marc Methot	1	0	0	0	0	0	0	0
Alexandre Picard	1	0	0	0	0	2	0	0
Duvie Westcott	1	0	0	0	0	0	0	0

Power Play: 4-30 13.3% / Penalty Killing: 33-39 84.6%

#### GOALTENDING

##### PREDATORS

	GP	MIN	W-L-OT	GA	SA	SV	GAA	SV%
Chris Mason	6	369	5-0-1	11	201	190	1.79	.945
Dan Ellis	2	120	2-0-0	0	79	79	0.00	1.000

##### BLUE JACKETS

	GP	Min	W-L-OT	GA	SA	SV	GAA	SV%
Pascal Leclaire	4	166	1-2-0	8	82	74	2.89	.902
Fredrik Norrena	6	305	0-4-1	14	142	128	2.76	.901
Daniel Lacosta	1	13	0-0-0	0	5	5	0.00	1.000



Season	OVERALL							HOME							ROAD						
	GP	W	L	OT	PTS	GF	GA	GP	W	L	OT	PTS	GF	GA	GP	W	L	OT	PTS	GF	GA
2000-01	5	2	3	0	4	10	15	3	1	2	0	2	6	11	2	1	1	0	2	4	4
2001-02	5	3	2	0	6	10	9	2	2	0	0	4	5	3	3	1	2	0	2	5	6
2002-03	5	3	1	1	7	15	6	3	2	0	1	5	9	3	2	1	1	0	2	6	3
2003-04	6	4	1	1	9	21	17	3	2	0	1	5	9	7	3	2	1	0	4	12	10
2005-06	8	5	2	1	11	34	23	4	3	1	0	6	20	10	4	2	1	1	5	14	13
2006-07	8	8	0	0	16	28	12	4	4	0	0	8	12	3	4	4	0	0	8	16	9
2007-08	8	7	0	1	15	25	12	4	4	0	0	8	15	8	4	3	0	1	7	10	4
Totals	45	32	9	4	68	143	94	23	18	3	2	38	76	45	22	14	6	2	30	67	49

OT column includes both ties and overtime losses in 1999-00, 2000-01, 2001-02, 2002-03 (one home tie) and 2003-04 (one home OTL).

OT column includes both overtime losses and shootout losses in 2005-06 (one road OTL).

DATE	VISITOR	HOME	DATE	VISITOR	HOME
<b>2000-01</b>	November 16, 2000	<b>COLUMBUS</b> 5 Nashville 1	<b>2005-06</b>	October 26, 2005	Nashville 2 <b>COLUMBUS</b> 3 OT
	February 8, 2001	Columbus 1 <b>NASHVILLE</b> 3		November 23, 2005	<b>NASHVILLE</b> 4 Columbus 2
	February 10, 2001	Nashville 2 <b>COLUMBUS</b> 3		December 17, 2005	Columbus 3 <b>NASHVILLE</b> 7
	March 1, 2001	<b>COLUMBUS</b> 5 Nashville 2		December 23, 2005	<b>NASHVILLE</b> 5 Columbus 4
	March 19, 2001	<b>NASHVILLE</b> 2 Columbus 1		January 21, 2006	Columbus 2 <b>NASHVILLE</b> 7
<b>2001-02</b>	November 17, 2001	Columbus 2 <b>NASHVILLE</b> 3		January 28, 2006	Nashville 3 <b>COLUMBUS</b> 4
	January 6, 2002	Nashville 3 <b>COLUMBUS</b> 4		February 11, 2006	Columbus 2 <b>NASHVILLE</b> 5
	January 19, 2002	Columbus 1 <b>NASHVILLE</b> 2		April 3, 2006	<b>COLUMBUS</b> 3 Nashville 1
	February 9, 2002	<b>NASHVILLE</b> 1 Columbus 0 OT	<b>2006-07</b>	November 15, 2006	<b>NASHVILLE</b> 5 Columbus 4
	April 4, 2002	Nashville 1 <b>COLUMBUS</b> 2		November 18, 2006	Columbus 2 <b>NASHVILLE</b> 4
<b>2002-03</b>	November 16, 2002	Columbus 1 Nashville 1 OT		November 20, 2006	<b>NASHVILLE</b> 3 Columbus 1
	January 6, 2003	<b>NASHVILLE</b> 5 Columbus 1		January 12, 2007	Columbus 0 <b>NASHVILLE</b> 2
	January 30, 2003	Nashville 1 <b>COLUMBUS</b> 2		January 13, 2007	<b>NASHVILLE</b> 4 Columbus 1
	February 8, 2003	Columbus 2 <b>NASHVILLE</b> 3		January 18, 2007	Columbus 0 <b>NASHVILLE</b> 4
	February 25, 2003	Columbus 0 <b>NASHVILLE</b> 5		February 25, 2007	<b>NASHVILLE</b> 4 Columbus 3 SO
<b>2003-04</b>	October 18, 2003	Columbus 2 <b>NASHVILLE</b> 3		March 10, 2007	Columbus 1 <b>NASHVILLE</b> 2
	November 26, 2003	Columbus 2 <b>NASHVILLE</b> 4	<b>2007-08</b>	November 10, 2007	Columbus 3 <b>NASHVILLE</b> 4 SO
	December 4, 2003	<b>NASHVILLE</b> 4 Columbus 2		November 12, 2007	<b>NASHVILLE</b> 4 Columbus 1
	January 29, 2004	<b>NASHVILLE</b> 6 Columbus 4		December 23, 2007	<b>NASHVILLE</b> 3 Columbus 1
	February 16, 2004	Nashville 2 <b>COLUMBUS</b> 4		December 27, 2007	Columbus 3 <b>NASHVILLE</b> 4
	March 27, 2004	<b>COLUMBUS</b> 3 Nashville 2 OT		January 12, 2008	Nashville 1 <b>COLUMBUS</b> 2 SO
				January 31, 2008	Columbus 2 <b>NASHVILLE</b> 4
				March 25, 2008	Columbus 0 <b>NASHVILLE</b> 3
				March 28, 2008	<b>NASHVILLE</b> 2 Columbus 0

	OVERALL	AT NASHVILLE	AT COLUMBUS
<b>Current Trend</b>	3 Nashville wins (1/31-3/28/08)	8 Nashville wins (11/18/06-3/25/08)	1 Nashville win (3/28/08)
<b>Last Win</b>	3/28/08 (2-0)	3/25/08 (3-0)	3/28/08 (2-0)
<b>Last Loss</b>	1/12/08 (2-1 SO)	4/3/06 (1-3)	1/12/08 (2-1 SO)
<b>Last Tie</b>	11/16/02 (1-1 OT)	11/16/02 (1-1 OT)	None
<b>Overtime Record</b>	3-3-1	1-1-1	2-2-0
<b>Longest Unbeaten Streak</b>	12 (12-0-0, 11/15/06-12/27/07)	8 (8-0-0, 11/18/06-3/25/08)	6 (6-0-0, 11/15/06-12/23/07)
<b>Longest Winning Streak</b>	12 (11/15/06-12/27/07)	8 (11/18/06-3/25/08)	6 (11/15/06-12/23/07)
<b>Longest Winless Streak</b>	3 (0-1-2, 2/16/04-10/26/05)	None	2 (0-1-0-1, 2/16/04-10/26/05)
<b>Longest Losing Streak</b>	3 (2/16/04-10/26/05)	None	2 (2/16/04-10/26/05)
<b>Most Goals by Nashville</b>	7 (twice, last 1/21/06, 7-2)	7 (twice, last 1/21/06, 7-2)	6 (1/29/04, 6-4)
<b>Most Goals by Columbus</b>	5 (twice, last 3/1/01, 2-5)	5 (twice, last 3/1/01, 2-5)	4 (six times, last 11/15/06, 5-4)
<b>Most Goals by Both Teams</b>	10 (twice, last 12/17/05, 7-3)	10 (12/17/05, 7-3)	10 (1/29/04, 6-4)
<b>Last Five Games</b>	4-0-1	5-0-0	4-0-1
<b>Last Ten Games</b>	9-0-1	9-1-0	8-1-1
<b>Last Transaction</b>	5/23/01: Nashville claimed forward Bill Bowler on waivers from Columbus.		
<b>Series Notes</b>	3/28/08: Dan Ellis stopped a career-high 43 shots to earn back-to-back shutouts over the Blue Jackets, part of the longest shutout streak in franchise history. It was also a franchise record for saves in a shutout victory... 3/25/08: Dan Ellis stopped all 36 shots he faced in a 3-0 Nashville victory at the Sommet Center... 12/27/07: Ville Kostiainen notched the game-winning goal, his first career marker, at 18:45 of the third to lift the Predators to a 4-3 victory. It was Nashville's 12th consecutive win in the series... 12/17/05: The Predators set a franchise record with six goals in the second period en route to a 7-3 win at the Sommet Center... 10/26/05: Columbus ended Nashville's franchise-record eight-game unbeaten streak with a 3-2 overtime win at Nationwide Arena.		

<b>2008-09 Schedule</b>	10/18/08: Columbus at Nashville	10/17/08: Nashville at Columbus
	3/5/09: Columbus at Nashville	12/11/08: Nashville at Columbus
	4/4/09: Columbus at Nashville	3/31/09: Nashville at Columbus



# NHL & OPPONENTS

## DALLAS STARS

### 2007-08 SEASON SERIES

#### @ NASHVILLE

Date	Score	W/ Goal
23 Feb '08	DAL 6 @ NSH 3	Mike Ribeiro
06 Oct '07	DAL 1 @ NSH 5	J.P. Dumont

### GOALS BY PERIOD

	1st	2nd	3rd	OT	Total
Nashville	2	3	7	--	12
Dallas	1	3	4	--	8

### INDIVIDUAL SCORING

PREDATORS									
PLAYER	GP	G	A	P	+/-	PIM	PP	SH	
J.P. Dumont	4	4	0	4	-1	4	1	0	
David Legwand	3	4	0	4	3	2	0	0	
Jason Arnott	4	0	4	4	1	4	0	0	
Martin Erat	4	0	4	4	3	6	0	0	
Ville Koistinen	4	1	1	2	-1	0	1	0	
Ryan Suter	3	1	1	2	2	9	1	0	
Radek Bonk	4	0	2	2	0	2	0	0	
Vernon Fiddler	4	0	2	2	-2	0	0	0	
Dan Hamhuis	4	0	2	2	1	0	0	0	
Jerred Smithson	4	0	2	2	-1	0	0	0	
Alexander Radulov	3	0	2	2	3	2	0	0	
Jordin Tootoo	4	1	0	1	-2	13	0	0	
Martin Gelin	2	1	0	1	1	2	0	0	
Greg De Vries	4	0	1	1	-1	4	0	0	
Marek Zidlicky	4	0	1	1	1	6	0	0	
Jed Ortmeyer	3	0	1	1	1	4	0	0	
Darcy Hordichuk	4	0	0	0	-1	5	0	0	
Scott Nichol	3	0	0	0	-3	0	0	0	
Greg Zanon	3	0	0	0	1	2	0	0	
Shea Weber	2	0	0	0	0	0	0	0	
Jan Hlavac	1	0	0	0	0	2	0	0	
Kevin Klein	1	0	0	0	0	2	0	0	

Power Play: 3-20 15.0% / Penalty Killing: 26-26 100.0%

### GOALTENDING

#### PREDATORS

	GP	MIN	W-L-OT	GA	SA	SV	GAA	SV%
Dan Ellis	3	160	2-1-0	5	65	60	1.88	.923
Chris Mason	2	80	1-0-0	3	40	37	2.26	.925

#### STARS

	GP	MIN	W-L-OT	GA	SA	SV	GAA	SV%
Mike Smith	2	120	1-1-0	7	48	41	3.51	.845
Marty Turco	2	117	0-2-0	4	58	54	2.04	.931

#### @ DALLAS

Date	Score	W/ Goal
01 Mar '08	NSH 3 @ DAL 1	Jordin Tootoo
31 Dec '07	NSH 1 @ DAL 0	J.P. Dumont

### SHOTS BY PERIOD

	1st	2nd	3rd	OT	Total
Nashville	35	39	33	--	107
Dallas	28	33	44	--	105

#### STARS

PLAYER	GP	G	A	P	+/-	PIM	PP	SH	
Mike Ribeiro	3	3	2	5	4	0	0	0	
Brenden Morrow	4	1	3	4	3	9	0	0	
Loui Eriksson	3	2	1	3	4	0	0	0	
Trevor Daley	4	0	2	2	-2	4	0	0	
Krystofer Barch	4	1	0	1	1	5	0	0	
Antti Miettinen	4	1	0	1	-4	0	0	0	
Mattias Norstrom	4	0	1	1	0	0	0	0	
Steve Ott	4	0	1	1	1	2	0	0	
Matt Niskanen	3	0	1	1	4	4	0	0	
Philippe Boucher	2	0	1	1	-1	0	0	0	
Jussi Jokinen	2	0	1	1	-2	0	0	0	
Niklas Hagman	4	0	0	0	-5	2	0	0	
Mike Modano	4	0	0	0	-1	2	0	0	
Stephane Robidas	4	0	0	0	-3	6	0	0	
Stu Barnes	3	0	0	0	0	2	0	0	
Nicklas Grossman	3	0	0	0	0	4	0	0	
Jere Lehtinen	3	0	0	0	-2	0	0	0	
Joel Lundqvist	3	0	0	0	0	2	0	0	
Brad Winchester	3	0	0	0	0	7	0	0	
Mark Fistric	2	0	0	0	1	4	0	0	
Jeff Halpern	2	0	0	0	-1	2	0	0	
Sergei Zubov	2	0	0	0	-1	2	0	0	
Chris Conner	1	0	0	0	0	0	0	0	
Brad Richards	1	0	0	0	-2	0	0	0	

Power Play: 0-26 0.0% / Penalty Killing: 17-20 85.0%





Season	OVERALL							HOME							ROAD						
	GP	W	L	OT	PTS	GF	GA	GP	W	L	OT	PTS	GF	GA	GP	W	L	OT	PTS	GF	GA
1998-99	4	1	3	0	2	5	9	2	0	2	0	0	3	7	2	1	1	0	2	2	2
1999-00	4	2	2	0	4	9	10	2	2	0	0	4	8	4	2	0	2	0	0	1	6
2000-01	4	0	3	1	1	5	12	2	0	2	0	0	1	3	2	0	1	1	1	4	9
2001-02	4	2	2	0	4	7	9	2	2	0	0	4	6	2	2	0	2	0	0	1	7
2002-03	4	3	1	0	6	10	6	2	2	0	0	4	8	3	2	1	1	0	2	2	3
2003-04	4	0	3	1	1	6	13	2	0	1	1	1	2	4	2	0	2	0	0	4	9
2005-06	4	1	3	0	2	9	12	2	1	1	0	2	6	6	2	0	2	0	0	3	6
2006-07	4	1	3	0	2	6	11	2	1	1	0	2	5	6	2	0	2	0	0	1	5
2007-08	4	3	1	0	6	12	8	2	1	1	0	2	8	7	2	2	0	0	4	4	1
Totals	36	13	21	2	28	69	90	18	9	8	1	19	47	42	18	4	13	1	9	22	48

OT column includes both ties and overtime losses in 1999-00, 2000-01 (one road OTL), 2001-02, 2002-03 and 2003-04 (one home tie).

OT column includes ties in 1998-99.

DATE	VISITOR	HOME
<b>1998-99</b> December 28, 1998	Nashville	0 <b>DALLAS</b> 1
February 23, 1999	<b>DALLAS</b>	4 Nashville 3
February 24, 1999	<b>NASHVILLE</b>	2 Dallas 1
March 28, 1999	<b>DALLAS</b>	3 Nashville 0
<b>1999-00</b> October 16, 1999	Dallas	2 <b>NASHVILLE</b> 3
January 5, 2000	Nashville	1 <b>DALLAS</b> 3
February 16, 2000	Nashville	0 <b>DALLAS</b> 3
February 21, 2000	Dallas	2 <b>NASHVILLE</b> 5
<b>2000-01</b> November 22, 2000	<b>DALLAS</b>	1 Nashville 0
January 17, 2001	Nashville	3 <b>DALLAS</b> 4 OT
February 13, 2001	<b>DALLAS</b>	2 Nashville 1
April 4, 2001	Nashville	1 <b>DALLAS</b> 5
<b>2001-02</b> October 5, 2001	Nashville	1 <b>DALLAS</b> 4
November 2, 2001	Nashville	0 <b>DALLAS</b> 3
November 3, 2001	Dallas	1 <b>NASHVILLE</b> 4
February 6, 2002	Dallas	1 <b>NASHVILLE</b> 2

DATE	VISITOR	HOME
<b>2002-03</b> November 30, 2002	Dallas	2 <b>NASHVILLE</b> 5
December 26, 2002	Dallas	1 <b>NASHVILLE</b> 3
March 7, 2003	<b>NASHVILLE</b>	2 Dallas 1
April 6, 2003	Nashville	0 <b>DALLAS</b> 2
<b>2003-04</b> October 11, 2003	<b>DALLAS</b>	3 Nashville 1
November 1, 2003	Dallas	1 Nashville 1 OT
November 2, 2003	Nashville	3 <b>DALLAS</b> 7
December 26, 2003	Nashville	1 <b>DALLAS</b> 2
<b>2005-06</b> November 10, 2005	Dallas	3 <b>NASHVILLE</b> 5
November 26, 2005	<b>DALLAS</b>	3 Nashville 1
February 1, 2006	Nashville	1 <b>DALLAS</b> 2
February 6, 2006	Nashville	2 <b>DALLAS</b> 4
<b>2006-07</b> November 22, 2006	Nashville	0 <b>DALLAS</b> 1
December 29, 2006	Nashville	1 <b>DALLAS</b> 4
March 17, 2007	Dallas	2 <b>NASHVILLE</b> 3
March 31, 2007	<b>DALLAS</b>	4 Nashville 2
<b>2007-08</b> October 6, 2007	Dallas	1 <b>NASHVILLE</b> 5
December 31, 2007	<b>NASHVILLE</b>	1 Dallas 0
February 23, 2008	<b>DALLAS</b>	6 Nashville 3
March 1, 2008	<b>NASHVILLE</b>	3 Dallas 1

	OVERALL	AT NASHVILLE	AT DALLAS
<b>Current Trend</b>	1 Nashville win (3/1/08)	1 Dallas win (2/23/08)	2 Nashville wins (12/31/07-3/1/08)
<b>Last Win</b>	3/1/08 (3-1)	10/6/07 (5-1)	3/1/08 (3-1)
<b>Last Loss</b>	2/23/08 (3-6)	2/23/08 (3-6)	12/29/06 (1-4)
<b>Last Tie</b>	11/1/03 (1-1)	11/1/03 (1-1)	None
<b>Overtime Record</b>	0-1-1	0-0-1	0-1-0
<b>Longest Unbeaten Streak</b>	5 (5-0-0, 11/3/01-3/7/03)	4 (4-0-0, 11/3/01-12/26/02)	2 (2-0-0, 12/31/07-3/1/08)
<b>Longest Winning Streak</b>	5 (11/3/01-3/7/03)	4 (11/3/01-12/26/02)	2 (12/31/07-3/1/08)
<b>Longest Winless Streak</b>	6 (0-5-0-1, 11/22/00-11/2/01)	2 (three times, last 0-1-1-0, 10/11-11/03)	7 (0-7-0-0, 4/6/03-12/29/06)
<b>Longest Losing Streak</b>	6 (11/22/00-11/2/01)	2 (twice, last 11/22/00-2/13/01)	7 (4/6/03-12/29/06)
<b>Most Goals by Nashville</b>	5 (four times, last 10/6/07, 5-1)	5 (four times, last 10/6/07, 5-1)	3 (three times, last 3/1/08, 3-1)
<b>Most Goals by Dallas</b>	7 (11/2/03, 3-7)	6 (2/23/08, 3-6)	7 (11/2/03, 3-7)
<b>Most Goals by Both Teams</b>	10 (11/2/03, 3-7)	9 (2/23/08, 3-6)	10 (11/2/03, 3-7)
<b>Last Five Games</b>	3-2-0	2-3-0	2-3-0
<b>Last Ten Games</b>	4-6-0	5-4-1-0	3-7-0-0
<b>Last Transaction</b>	2/15/06: Dallas claimed forward Jeremy Stevenson on waivers from Nashville.		
<b>Series Notes</b>	3/1/08: Nashville scored three third-period goals to win back-to-back games in Dallas for the first time ever... 12/31/07: Dan Ellis made 22 saves in a 1-0 shutout victory, Nashville's first victory in Dallas in eight tries... 10/6/07: David Legwand powered the Predators to a 5-1 win at the Sommet Center with his second career hat trick... 11/10/05: Steve Sullivan netted a hat trick in Nashville's 5-3 win at the Sommet Center.		

<b>2008-09 Schedule</b>	10/11/08: Dallas at Nashville	10/15/08: Nashville at Dallas
	12/13/08: Dallas at Nashville	2/8/09: Nashville at Dallas



# NHL & OPPONENTS

## DETROIT RED WINGS

### 2007-08 SEASON SERIES

#### @ NASHVILLE

Date	Score	W/ Goal
20 Mar '08	DET 6 @ NSH 3	Johan Franzen
12 Feb '08	DET 2 @ NSH 4	J.P. Dumont
10 Dec '07	DET 2 @ NSH 1	Valtteri Filppula
22 Nov '07	DET 2 @ NSH 3	Radek Bonk

#### GOALS BY PERIOD

	1st	2nd	3rd	OT	Total
Nashville	6	4	9	0	19
Detroit	7	9	3	1	20

#### INDIVIDUAL SCORING

PREDATORS								
PLAYER	GP	G	A	P	+/-	PIM	PP	SH
Martin Erat	8	4	4	8	4	12	2	0
Alexander Radulov	8	4	3	7	2	4	0	0
J.P. Dumont	8	2	5	7	1	2	0	0
Jason Arnott	8	1	5	6	5	10	0	0
Dan Hamhuis	8	1	3	4	3	10	0	0
Ryan Suter	8	1	2	3	-2	6	0	0
Shea Weber	7	1	2	3	3	4	1	0
Rich Peverley	4	1	1	2	2	2	0	0
Marek Zidlicky	8	0	2	2	0	16	0	0
David Legwand	4	0	2	2	3	2	0	0
Radek Bonk	8	1	0	1	-3	10	1	0
Jerred Smithson	8	1	0	1	1	4	0	0
Jordin Tootoo	7	1	0	1	1	2	0	0
Martin Gelas	4	1	0	1	1	2	0	1
Greg Zanon	8	0	1	1	4	8	0	0
Scott Nichol	7	0	1	1	1	14	0	0
Jan Hlavac	4	0	1	1	1	0	0	0
Brandon Bochenski	3	0	1	1	1	0	0	0
Vernon Fiddler	8	0	0	0	-1	4	0	0
Greg De Vries	7	0	0	0	3	8	0	0
Jed Ortmeyer	4	0	0	0	0	2	0	0
Ville Koistinen	3	0	0	0	1	0	0	0
Darcy Hordichuk	1	0	0	0	0	0	0	0
Kevin Klein	1	0	0	0	0	0	0	0

Power Play: 4-45 8.9% / Penalty Killing: 43-53 81.1%

#### GOALTENDING

##### PREDATORS

	GP	MIN	W-L-OT	GA	SA	SV	GAA	SV%
Chris Mason	5	278	2-2-1	13	172	159	2.80	.924
Dan Ellis	4	206	1-1-1	6	119	113	1.75	.950

##### RED WINGS

	GP	MIN	W-L-OT	GA	SA	SV	GAA	SV%
Dominik Hasek	4	242	3-1-0	9	103	94	2.23	.913
Chris Osgood	4	193	2-2-0	8	91	83	2.49	.912
James Howard	1	50	0-0-0	1	19	18	1.21	.947

#### @ DETROIT

Date	Score	W/ Goal
30 Mar '08 *	NSH 0 @ DET 1	Johan Franzen
15 Mar '08	NSH 3 @ DET 1	Rich Peverley
09 Mar '08	NSH 3 @ DET 4	Johan Franzen
07 Nov '07 **	NSH 2 @ DET 3	Pavel Datsyuk

\* overtime \*\* shootout

#### SHOTS BY PERIOD

	1st	2nd	3rd	OT	Total
Nashville	58	75	77	4	214
Detroit	97	105	83	7	292

#### RED WINGS

PLAYER	GP	G	A	P	+/-	PIM	PP	SH
Johan Franzen	8	6	2	8	-1	10	4	0
Pavel Datsyuk	8	3	3	6	0	0	1	0
Jiri Hudler	8	2	4	6	-1	4	2	0
Henrik Zetterberg	8	1	4	5	-5	6	1	0
Niklas Kronwall	6	2	2	4	-1	8	0	0
Valtteri Filppula	7	1	3	4	1	2	0	0
Nicklas Lidstrom	8	0	4	4	-4	4	0	0
Mikael Samuelsson	7	0	3	3	1	2	0	0
Brian Rafalski	8	1	1	2	0	12	1	0
Daniel Cleary	4	1	1	2	-2	4	1	0
Tomas Holmstrom	4	0	2	2	-3	10	0	0
Tomas Kopecky	6	1	0	1	1	4	0	0
Chris Chelios	5	1	0	1	1	4	0	0
Brad Stuart	2	1	0	1	0	0	0	0
Andreas Lilja	8	0	1	1	-4	6	0	0
Kirk Maltby	7	0	1	1	-5	2	0	0
Brett Lebda	7	0	0	0	-2	6	0	0
Aaron Downey	6	0	0	0	1	6	0	0
Dallas Drake	6	0	0	0	-2	0	0	0
Kris Draper	5	0	0	0	-4	6	0	0
Matt Ellis	4	0	0	0	-1	2	0	0
Mark Hartigan	4	0	0	0	-1	4	0	0
Derek Meech	4	0	0	0	-1	0	0	0
Darren Helm	2	0	0	0	0	2	0	0
Jonathan Ericsson	1	0	0	0	0	0	0	0
Mattias Ritola	1	0	0	0	0	0	0	0

Power Play: 10-53 18.9% / Penalty Killing: 41-45 91.1%

Joe Louis Arena • 600 Civic Center Drive  
Detroit, MI 48226 • (313) 396-7544

**GM:** Ken Holland

**Head Coach:** Mike Babcock

**PR:** John Hahn, Todd Beam, Lisa Hickok



Season	OVERALL							HOME							ROAD						
	GP	W	L	OT	PTS	GF	GA	GP	W	L	OT	PTS	GF	GA	GP	W	L	OT	PTS	GF	GA
1998-99	6	1	5	0	2	13	23	3	1	2	0	2	8	12	3	0	3	0	0	5	11
1999-00	6	1	4	1	3	15	24	3	1	2	0	2	8	10	3	0	2	1	1	7	14
2000-01	5	2	2	1	5	14	16	2	1	0	1	3	6	5	3	1	2	0	2	8	11
2001-02	5	1	2	2	4	12	15	3	1	1	1	3	6	6	2	0	1	1	1	6	9
2002-03	5	1	3	1	3	11	17	2	1	1	0	2	5	5	3	0	2	1	1	6	12
2003-04	6	3	2	1	7	13	19	3	2	1	0	4	7	7	3	1	1	1	3	6	12
2005-06	8	4	4	0	8	19	24	4	1	3	0	2	11	13	4	3	1	0	6	8	11
2006-07	8	2	5	1	5	21	28	4	2	2	0	4	13	12	4	0	3	1	1	8	16
2007-08	8	3	3	2	8	19	21	4	2	2	0	4	11	12	4	1	1	2	4	8	9
Totals	57	18	30	9	45	137	187	28	12	14	2	26	75	82	29	6	16	7	19	62	105

OT column includes both ties and overtime losses in 1999-00 (one road OTL), 2000-01 (one home tie), 2001-02 (one home tie & one road tie), 2002-03 (one road tie) and 2003-04 (one road OTL). OT column includes ties in 1998-99.

	DATE	VISITOR	HOME	
<b>1998-99</b>	October 21, 1998	Nashville	2 <b>DETROIT</b>	5
	December 23, 1998	Detroit	3 <b>NASHVILLE</b>	5
	January 14, 1999	Nashville	1 <b>DETROIT</b>	2 OT
	January 26, 1999	<b>DETROIT</b>	4 Nashville	1
	February 9, 1999	<b>DETROIT</b>	5 Nashville	2
<b>1999-00</b>	April 14, 1999	Nashville	2 <b>DETROIT</b>	4
	December 4, 1999	Detroit	1 <b>NASHVILLE</b>	4
	December 8, 1999	Nashville	3 <b>DETROIT</b>	6
	January 6, 2000	Nashville	2 <b>DETROIT</b>	5
	March 10, 2000	<b>DETROIT</b>	3 Nashville	1
<b>2000-01</b>	March 14, 2000	Nashville	2 <b>DETROIT</b>	3 OT
	March 23, 2000	<b>DETROIT</b>	6 Nashville	3
	October 19, 2000	<b>NASHVILLE</b>	2 Detroit	1 OT
	November 18, 2000	Detroit	2 <b>NASHVILLE</b>	3
	November 20, 2000	Nashville	3 <b>DETROIT</b>	6
<b>2001-02</b>	January 24, 2001	Nashville	3 <b>DETROIT</b>	4
	February 20, 2001	Detroit	3 Nashville	3 OT
	October 27, 2001	<b>DETROIT</b>	1 Nashville	0
	November 20, 2001	Nashville	3 <b>DETROIT</b>	6
	December 29, 2001	Detroit	2 <b>NASHVILLE</b>	3 OT
<b>2002-03</b>	March 25, 2002	Detroit	3 Nashville	3 OT
	March 28, 2002	Nashville	3 Detroit	3 OT
	October 26, 2002	Detroit	1 <b>NASHVILLE</b>	3
	November 12, 2002	Nashville	1 <b>DETROIT</b>	4
	December 28, 2002	<b>DETROIT</b>	4 Nashville	2
	February 4, 2003	Nashville	5 Detroit	5 OT
	March 31, 2003	Nashville	0 <b>DETROIT</b>	3

	DATE	VISITOR	HOME	
<b>2003-04</b>	October 30, 2003	Detroit	3 <b>NASHVILLE</b>	5
	November 8, 2003	<b>NASHVILLE</b>	4 Detroit	3
	December 20, 2003	Detroit	0 <b>NASHVILLE</b>	1
	January 5, 2004	Nashville	0 <b>DETROIT</b>	6
	February 3, 2004	<b>DETROIT</b>	4 Nashville	1
<b>2005-06</b>	March 14, 2004	Nashville	2 <b>DETROIT</b>	3 OT
	January 6, 2006	<b>DETROIT</b>	3 Nashville	1
	January 23, 2006	<b>NASHVILLE</b>	3 Detroit	2
	January 24, 2006	<b>NASHVILLE</b>	2 Detroit	1 OT
	February 8, 2006	Nashville	0 <b>DETROIT</b>	6
<b>2006-07</b>	February 9, 2006	<b>DETROIT</b>	3 Nashville	2
	March 21, 2006	<b>NASHVILLE</b>	3 Detroit	2 SO
	March 30, 2006	<b>DETROIT</b>	4 Nashville	2
	April 18, 2006	Detroit	3 <b>NASHVILLE</b>	6
	November 10, 2006	Nashville	0 <b>DETROIT</b>	3
<b>2007-08</b>	November 25, 2006	Detroit	2 <b>NASHVILLE</b>	6
	January 17, 2007	Nashville	3 <b>DETROIT</b>	5
	February 24, 2007	Detroit	3 <b>NASHVILLE</b>	4 OT
	March 6, 2007	Nashville	3 <b>DETROIT</b>	4 SO
	March 13, 2007	<b>DETROIT</b>	5 Nashville	2
	March 14, 2007	Nashville	2 <b>DETROIT</b>	4
	March 29, 2007	<b>DETROIT</b>	2 Nashville	1
	November 7, 2007	Nashville	2 <b>DETROIT</b>	3 SO
	November 22, 2007	Detroit	2 <b>NASHVILLE</b>	3
	December 10, 2007	<b>DETROIT</b>	2 Nashville	1
	February 12, 2008	Detroit	2 <b>NASHVILLE</b>	4
	March 9, 2008	Nashville	3 <b>DETROIT</b>	4
	March 15, 2008	<b>NASHVILLE</b>	3 Detroit	1
	March 20, 2008	<b>DETROIT</b>	6 Nashville	3
	March 30, 2008	Nashville	0 <b>DETROIT</b>	1 OT

	OVERALL	AT NASHVILLE	AT DETROIT
<b>Current Trend</b>	2 Detroit wins (3/20-3/30/08)	1 Detroit win (3/20/08)	1 Detroit win (3/30/08)
<b>Last Win</b>	3/15/08 (3-1)	2/12/08 (4-2)	3/15/08 (3-1)
<b>Last Loss</b>	3/30/08 (0-1 OT)	3/20/08 (3-6)	3/30/08 (0-1 OT)
<b>Last Tie</b>	2/4/03 (5-5 OT)	3/25/02 (3-3 OT)	2/4/03 (5-5 OT)
<b>Overtime Record</b>	5-6-4	2-0-2	3-6-2
<b>Longest Unbeaten Streak</b>	4 (2-0-2-0, 12/29/01-10/26/02)	3 (twice, last 3-0-0, 4/18/06-2/24/07)	2 (2-0-0-0, 1/23-1/24/06)
<b>Longest Winning Streak</b>	3 (10/30-12/20/03)	3 (4/18/06-2/24/07)	2 (1/23-1/24/06)
<b>Longest Losing Streak</b>	5 (three times, last 0-3-2, 3/6-11/7/07)	4 (2/3/04-3/30/06)	7 (0-5-2-0, 11/20/00-3/31/03)
<b>Longest Winless Streak</b>	5 (twice, last 0-3-2, 3/6-11/7/07)	4 (2/3/04-3/30/06)	6 (twice, last 11/00/06-3/9/08)
<b>Most Goals by Nashville</b>	6 (twice, last 11/25/06, 6-2)	6 (twice, last 11/25/06, 6-2)	5 (2/4/03, 5-5 OT)
<b>Most Goals by Detroit</b>	6 (seven times, last 3/20/08, 3-6)	6 (twice, last 3/20/08, 3-6)	6 (five times, last 2/8/06, 0-6)
<b>Most Goals by Both Teams</b>	10 (2/4/03, 5-5 OT)	9 (three times, last 3/20/08, 3-6)	10 (2/4/03, 5-5 OT)
<b>Last Five Games</b>	2-2-1	2-3-0	1-2-2
<b>Last Ten Games</b>	3-5-2	5-5-0	2-5-3
<b>Last Transaction</b>	6/22/02: Nashville acquired a third-round selection in the 2003 NHL Entry Draft (Grigoriy Shafagin) from Detroit for a third-round selection in the 2002 NHL Entry Draft (Valtteri Filppula).		

#### Series Notes

3/30/08: Johan Franzen scored at 3:21 of overtime at Joe Louis Arena, snapping Dan Ellis' franchise record shutout streak of 233-39 and giving the Red Wings a 1-0 victory. The shutout stretch entered the 2008-09 season as the fifth-longest in NHL history... 1/17/07: Greg Zanon scored his first NHL goal... 2/24/07: Peter Forsberg's first goal as a Predator was the OT game-winner (2:11) in Nashville's 4-3 win over Detroit. Paul Kariya scored to tie the game at 3:33 with 1:04 remaining in regulation... 3/21/06: Martin Erat scored the deciding goal in a six-round shootout, giving Nashville a 3-2 win at the Joe Louis Arena... 1/24/06: Paul Kariya scored 35 seconds into overtime to give Nashville a 2-1 win at Joe Louis Arena... 1/23/06: Nashville defeated Detroit 3-2 at Joe Louis Arena in the game rescheduled from November 21, 2005. The Predators opened the game with a 1-0 lead (Johnson from Upshall and Suter). The Nov. 21 game was canceled in the first period (with Nashville leading 1-0) due to a medical situation featuring Detroit defenseman Jiri Fischer... 11/8/03: Nashville staged one of the largest comebacks in franchise history, rallying from a 3-0 deficit with four third-period goals, in a 4-3 win at the Joe Louis Arena... 10/30/03: The Predators set franchise records for opponents' penalty minutes (125) and combined penalty minutes (210) in a 5-3 win... 10/19/00: Cliff Ronning scored the game-winner 1:51 into overtime in Nashville's 2-1 win, the Predators' first-ever at Joe Louis Arena... 10/21/98: Mike Dunham set a franchise record with 52 saves in Nashville's 5-2 loss at Detroit.

<b>2008-09 Schedule</b>	12/26/08: Detroit at Nashville	2/18/09: Nashville at Detroit
	2/10/09: Detroit at Nashville	3/29/09: Nashville at Detroit
	3/20/09: Detroit at Nashville	4/9/09: Nashville at Detroit



# NHL & OPPONENTS

## EDMONTON OILERS

### 2007-08 SEASON SERIES

#### @ NASHVILLE

Date	Score	W/ Goal
19 Feb '08	EDM 4 @ NSH 5	J.P. Dumont
03 Jan '08	EDM 2 @ NSH 5	Alexander Radulov

### GOALS BY PERIOD

	1st	2nd	3rd	OT	Total
<b>Nashville</b>	8	6	5	--	19
<b>Edmonton</b>	2	5	1	--	8

### INDIVIDUAL SCORING

PREDATORS									
PLAYER	GP	G	A	P	+/-	PIM	PP	SH	
Jason Arnott	4	3	3	6	5	4	1	0	
J.P. Dumont	4	3	3	6	7	2	1	0	
Martin Erat	4	3	3	6	3	0	0	0	
Alexander Radulov	4	3	1	4	5	0	0	0	
Vernon Fiddler	4	1	3	4	3	2	0	0	
Ville Koistinen	4	1	3	4	8	2	0	0	
David Legwand	4	1	3	4	2	2	0	0	
Scott Nichol	4	1	3	4	5	2	0	0	
Greg De Vries	4	0	3	3	3	2	0	0	
Marek Zidlicky	4	0	2	2	3	2	0	0	
Jan Hlavac	1	0	2	2	2	0	0	0	
Radek Bonk	4	1	0	1	-2	0	0	0	
Jerred Smithson	4	1	0	1	1	19	0	0	
Jordin Tootoo	4	1	0	1	2	4	0	0	
Ryan Suter	4	0	1	1	2	4	0	0	
Shea Weber	2	0	1	1	1	4	0	0	
Dan Hamhuis	4	0	0	0	1	2	0	0	
Darcy Hordichuk	3	0	0	0	1	15	0	0	
Martin Gelasin	2	0	0	0	-2	2	0	0	
Greg Zanon	2	0	0	0	4	0	0	0	
Jed Ortmeyer	1	0	0	0	1	0	0	0	
Rich Peverley	1	0	0	0	0	0	0	0	

Power Play: 2-8 25.0% / Penalty Killing: 16-18 88.9%

### GOALTENDING

#### PREDATORS

	GP	Min	W-L-OT	GA	SA	SV	GAA	SV%
Dan Ellis	4	240	4-0-0	8	125	117	2.00	.936

#### OILERS

	GP	Min	W-L-OT	GA	SA	SV	GAA	SV%
Dwayne Roloson	1	40	0-0-0	2	12	10	3.00	.833
Mathieu Garon	4	198	0-4-0	16	92	76	4.84	.826

#### @ EDMONTON

Date	Score	W/ Goal
04 Mar '08	NSH 5 @ EDM 1	Martin Erat
02 Nov '07	NSH 4 @ EDM 1	Jason Arnott

### SHOTS BY PERIOD

	1st	2nd	3rd	OT	Total
<b>Nashville</b>	53	23	29	--	105
<b>Edmonton</b>	40	47	38	--	125

OILERS									
PLAYER	GP	G	A	P	+/-	PIM	PP	SH	
Fernando Pisani	3	1	2	3	-3	0	0	0	
Tom Gilbert	4	1	1	2	-4	2	0	0	
Denis Grebeshkov	4	1	1	2	-4	0	1	0	
Marty Reasoner	4	1	1	2	-5	4	0	0	
Sam Gagner	3	1	1	2	-3	0	0	0	
Ales Hemsky	3	1	1	2	-3	2	0	0	
Robert Nilsson	4	0	2	2	0	0	0	0	
Zachery Stortini	3	1	0	1	-1	15	0	0	
Ethan Moreau	2	1	0	1	-2	0	1	0	
Andrew Coglian	4	0	1	1	-2	0	0	0	
Steve Staios	4	0	1	1	-5	15	0	0	
Geoff Sanderson	3	0	1	1	-2	0	0	0	
Shawn Horcoff	2	0	1	1	-2	0	0	0	
Kyle Brodziak	4	0	0	0	-5	0	0	0	
Dustin Penner	4	0	0	0	-5	0	0	0	
Jarret Stoll	4	0	0	0	2	0	0	0	
Joni Pitkanen	3	0	0	0	-6	4	0	0	
Ladislav Smid	3	0	0	0	-1	2	0	0	
Curtis Glencross	2	0	0	0	-1	0	0	0	
Matt Greene	2	0	0	0	-1	0	0	0	
Mathieu Roy	2	0	0	0	-1	0	0	0	
Dick Tarnstrom	2	0	0	0	0	0	0	0	
Marc-Antoine Pouliot	1	0	0	0	0	0	0	0	
Patrick Thoresen	1	0	0	0	0	0	0	0	
Raffi Torres	1	0	0	0	-2	2	0	0	

Power Play: 2-18 11.1% / Penalty Killing: 6-8 75.0%

11230 110th St.  
Edmonton, AB T5G 3H7 • (780) 414-4000

**GM:** Steve Tambellini

**Head Coach:** Craig MacTavish

**PR:** Allan Watt, J.J. Hebert, Steve Knowles



Season	OVERALL							HOME							ROAD						
	GP	W	L	OT	PTS	GF	GA	GP	W	L	OT	PTS	GF	GA	GP	W	L	OT	PTS	GF	GA
1998-99	4	1	2	1	3	10	11	2	1	0	1	3	6	4	2	0	2	0	0	4	7
1999-00	5	3	2	0	6	14	14	3	2	1	0	4	9	8	2	1	1	0	2	5	6
2000-01	4	1	3	0	2	8	14	2	0	2	0	0	3	8	2	1	1	0	2	5	6
2001-02	4	2	1	1	5	12	10	2	0	1	1	1	5	6	2	2	0	0	4	7	4
2002-03	4	1	2	1	3	10	13	2	0	2	0	0	5	8	2	1	0	1	3	5	5
2003-04	4	2	1	1	5	12	11	2	1	0	1	3	4	3	2	1	1	0	2	8	8
2005-06	4	1	2	1	3	8	14	2	1	1	0	2	4	7	2	0	1	1	1	4	7
2006-07	4	4	0	0	8	12	8	2	2	0	0	4	7	5	2	2	0	0	4	5	3
2007-08	4	4	0	0	8	19	8	2	2	0	0	4	10	6	2	2	0	0	4	9	2
Totals	37	19	13	5	43	106	103	19	9	7	3	21	52	55	18	10	6	2	22	54	48

OT column includes both ties and overtime losses in 1999-00, 2000-01, 2001-02 (one home tie), 2002-03 (one road OTL) and 2003-04 (one home tie).

OT column includes ties in 1998-99 (one home tie).

DATE	VISITOR	HOME
<b>1998-99</b>		
November 4, 1998	Nashville	2 <b>EDMONTON</b> 3
December 8, 1998	Edmonton	3 Nashville 3 OT
February 5, 1999	Nashville	2 <b>EDMONTON</b> 4
March 14, 1999	Edmonton	1 <b>NASHVILLE</b> 3
<b>1999-00</b>		
October 23, 1999	Edmonton	3 <b>NASHVILLE</b> 4
October 31, 1999	Nashville	2 <b>EDMONTON</b> 4
January 24, 2000	<b>NASHVILLE</b>	3 Edmonton 2 OT
February 15, 2000	<b>EDMONTON</b>	2 Nashville 1
March 12, 2000	Edmonton	3 <b>NASHVILLE</b> 4
<b>2000-01</b>		
December 6, 2000	Nashville	0 <b>EDMONTON</b> 4
December 14, 2000	<b>EDMONTON</b>	6 Nashville 2
January 10, 2001	<b>NASHVILLE</b>	5 Edmonton 2
January 16, 2001	<b>EDMONTON</b>	2 Nashville 1
<b>2001-02</b>		
October 13, 2001	<b>EDMONTON</b>	4 Nashville 3
October 22, 2001	<b>NASHVILLE</b>	4 Edmonton 2
December 8, 2001	Edmonton	2 Nashville 2 OT
February 28, 2002	<b>NASHVILLE</b>	3 Edmonton 2

DATE	VISITOR	HOME
<b>2002-03</b>		
October 12, 2002	<b>EDMONTON</b>	3 Nashville 2
January 18, 2003	<b>NASHVILLE</b>	3 Edmonton 2 OT
March 17, 2003	<b>EDMONTON</b>	5 Nashville 3
March 23, 2003	Nashville	2 <b>EDMONTON</b> 3 OT
<b>2003-04</b>		
January 17, 2004	Edmonton	1 <b>NASHVILLE</b> 2
January 24, 2004	<b>NASHVILLE</b>	4 Edmonton 3
February 15, 2004	Edmonton	2 Nashville 2 OT
March 19, 2004	Nashville	4 <b>EDMONTON</b> 5
<b>2005-06</b>		
October 29, 2005	<b>EDMONTON</b>	5 Nashville 1
November 8, 2005	Edmonton	2 <b>NASHVILLE</b> 3
December 30, 2005	Nashville	2 <b>EDMONTON</b> 4
March 5, 2006	Nashville	2 <b>EDMONTON</b> 3 OT
<b>2006-07</b>		
November 1, 2006	<b>NASHVILLE</b>	5 Edmonton 3
December 12, 2006	Edmonton	2 <b>NASHVILLE</b> 3
March 24, 2007	<b>NASHVILLE</b>	4 Edmonton 0
March 27, 2007	Edmonton	3 <b>NASHVILLE</b> 4
<b>2007-08</b>		
November 2, 2007	<b>NASHVILLE</b>	4 Edmonton 1
January 3, 2008	Edmonton	2 <b>NASHVILLE</b> 5
February 19, 2007	Edmonton	4 <b>NASHVILLE</b> 5
March 4, 2008	<b>NASHVILLE</b>	5 Edmonton 1

	OVERALL	AT NASHVILLE	AT EDMONTON
<b>Current Trend</b>	8 Nashville wins (11/06-3/4/08)	5 Nashville wins (11/8/05-2/19/08)	4 Nashville wins (11/1/06-3/4/08)
<b>Last Win</b>	3/4/08 (5-1)	2/19/08 (5-4)	3/4/08 (5-1)
<b>Last Loss</b>	3/5/06 (2-3 OT)	10/29/05 (1-5)	3/5/06 (2-3 OT)
<b>Last Tie</b>	2/15/04 (2-2 OT)	2/15/04 (2-2 OT)	None
<b>Overtime Record</b>	2-2-3	0-0-3	2-2-0
<b>Longest Unbeaten Streak</b>	8 (8-0-0, 11/1/06-3/4/08)	5 (5-0-0, 11/8/05-2/19/08)	4 (twice, last 4-0-0, 11/1/06-3/4/08)
<b>Longest Winning Streak</b>	8 (11/1/06-3/4/08)	5 (11/8/05-2/19/08)	4 (twice, last 11/1/06-3/4/08)
<b>Longest Winless Streak</b>	3 (twice, last 0-2-1-0, 2/15/04-10/29/05)	6 (0-5-1-0, 12/14/00-3/17/03)	3 (twice, last 0-2-0-1, 3/19/04-3/5/06)
<b>Longest Losing Streak</b>	2 (five times, last 12/30/05-3/5/06)	3 (12/14/00-10/13/01)	3 (twice, last 3/19/04-3/5/06)
<b>Most Goals by Nashville</b>	5 (four times, last 3/4/08, 5-1)	5 (twice, last 2/19/08, 5-4)	5 (three times, last 3/4/08, 5-1)
<b>Most Goals by Edmonton</b>	6 (12/14/00, 2-6)	6 (12/14/00, 2-6)	5 (3/19/04, 4-5)
<b>Most Goals by Both Teams</b>	9 (twice, last 2/19/08, 5-4)	9 (2/19/08, 5-4)	9 (3/19/04, 4-5)
<b>Last Five Games</b>	5-0-0	5-0-0	4-0-1
<b>Last Ten Games</b>	8-1-1	7-2-1-0	6-2-0-2
<b>Last Transaction</b>	1/12/01: Nashville traded defenseman Rory Fitzpatrick to Edmonton for future considerations.		
<b>Series Notes</b>	3/4/08: Martin Erat registered his first career hat trick - and the Predators' first on the road since 1999 - as Nashville won its eighth consecutive game in the series, 5-1, at Rexall Place...11/8/05: Scott Hartnell's game-winner with 23 seconds remaining capped a stretch in which the teams scored three goals in the game's final 1:55 of Nashville's 3-2 win at the Sommet Center.		

<b>2008-09 Schedule</b>	10/30/08: Edmonton at Nashville	12/28/08: Nashville at Edmonton
	3/3/09: Edmonton at Nashville	2/1/09: Nashville at Edmonton





# NHL & OPPONENTS

## FLORIDA PANTHERS

### 2007-08 SEASON SERIES

#### @ NASHVILLE

Date	Score	W/ Goal
27 Oct '07	FLA 3 @ NSH 4	Jerred Smithson

### GOALS BY PERIOD

	1ST	2ND	3RD	OT	TOTAL
Nashville	0	2	2	--	4
Florida	1	1	1	--	3

### INDIVIDUAL SCORING

PREDATORS								
Player	GP	G	A	P	+/-	PIM	PP	SH
Vernon Fiddler	1	2	0	2	3	0	0	0
Radek Bonk	1	1	1	2	2	0	0	0
Alexander Radulov	1	0	2	2	3	0	0	0
Jerred Smithson	1	1	0	1	1	2	0	0
Jason Arnott	1	0	1	1	2	0	0	0
Greg De Vries	1	0	1	1	3	2	0	0
David Legwand	1	0	1	1	1	2	0	0
Ryan Suter	1	0	1	1	1	0	0	0
Marek Zidlicky	1	0	1	1	1	0	0	0
J.P. Dumont	1	0	0	0	0	2	0	0
Martin Erat	1	0	0	0	0	0	0	0
Dan Hamhuis	1	0	0	0	1	0	0	0
Kevin Klein	1	0	0	0	0	2	0	0
Scott Nichol	1	0	0	0	0	0	0	0
Jed Ortmeyer	1	0	0	0	1	0	0	0
Rich Peverley	1	0	0	0	0	0	0	0
Jordin Tootoo	1	0	0	0	0	0	0	0
Greg Zanon	1	0	0	0	1	0	0	0

Power Play: 0-7 0.0% / Penalty Killing: 2-5 40.0%

#### @ FLORIDA

Date	Score	W/ Goal
	no games	

### SHOTS BY PERIOD

	1ST	2ND	3RD	OT	TOTAL
Nashville	12	14	7	--	33
Florida	6	12	9	--	27

PANTHERS								
PLAYER	GP	G	A	P	+/-	PIM	PP	SH
Olli Jokinen	1	2	0	2	-1	0	2	0
Cory Murphy	1	0	2	2	0	0	0	0
Jozef Stumpel	1	1	0	1	-1	0	1	0
Stephen Weiss	1	0	1	1	-2	2	0	0
Bryan Allen	1	0	0	0	-2	0	0	0
David Booth	1	0	0	0	-1	0	0	0
Jay Bouwmeester	1	0	0	0	-3	4	0	0
Gregory Campbell	1	0	0	0	-1	0	0	0
Radek Dvorak	1	0	0	0	-1	0	0	0
Nathan Horton	1	0	0	0	-2	0	0	0
Kamil Kreps	1	0	0	0	0	4	0	0
Brett McLean	1	0	0	0	-1	0	0	0
Branislav Mezei	1	0	0	0	-2	0	0	0
Ville Peltonen	1	0	0	0	-2	2	0	0
Ruslan Salei	1	0	0	0	-1	0	0	0
Anthony Stewart	1	0	0	0	0	0	0	0
Mike Van Ryn	1	0	0	0	0	0	0	0
Richard Zednik	1	0	0	0	0	2	0	0

Power Play: 3-5 60.0% / Penalty Killing: 7-7 100.0%

### GOALTENDING

#### PREDATORS

	GP	MIN	W-L-OT	GA	SA	SV	GAA	SV%
Dan Ellis	1	60	1-0-0	3	27	24	3.01	.899

#### PANTHERS

	GP	MIN	W-L-OT	GA	SA	SV	GAA	SV%
Tomas Vokoun	1	60	0-1-0	4	33	29	4.01	.879



	OVERALL							HOME							ROAD						
Season	GP	W	L	OT	PTS	GF	GA	GP	W	L	OT	PTS	GF	GA	GP	W	L	OT	PTS	GF	GA
1998-99	2	0	2	0	0	1	5	1	0	1	0	0	0	1	1	0	1	0	0	1	4
1999-00	2	0	2	0	0	4	7	1	0	1	0	0	2	4	1	0	1	0	0	2	3
2000-01	1	0	0	1	1	3	3	1	0	0	1	1	3	3	0	0	0	0	0	0	0
2001-02	2	1	0	1	3	3	2	1	1	0	0	2	1	0	1	0	0	1	1	2	2
2002-03	1	1	0	0	2	3	2	0	0	0	0	0	0	0	1	1	0	0	2	3	2
2003-04	1	0	0	1	1	2	2	1	0	0	1	1	2	2	0	0	0	0	0	0	0
2005-06	1	0	1	0	0	3	7	0	0	0	0	0	0	0	1	0	1	0	0	3	7
2007-08	1	1	0	0	2	4	3	1	1	0	0	2	4	3	0	0	0	0	0	0	0
Totals	11	3	5	3	9	23	31	6	2	2	2	6	12	13	5	1	3	1	3	11	18

OT column includes both ties and overtime losses in 1999-00, 2000-01 (one home tie), 2001-02 (one road tie), 2002-03 and 2003-04 (one home tie).

OT column includes ties in 1998-99.

	DATE	VISITOR		HOME	
<b>1998-99</b>	October 10, 1998	<b>FLORIDA</b>	1	Nashville	0
	March 26, 1999	Nashville	1	<b>FLORIDA</b>	4
<b>1999-00</b>	December 11, 1999	<b>FLORIDA</b>	4	Nashville	2
	December 15, 1999	Nashville	2	<b>FLORIDA</b>	3
<b>2000-01</b>	October 27, 2000	Florida	3	Nashville	3 OT
<b>2001-02</b>	February 12, 2002	Florida	0	<b>NASHVILLE</b>	1
	March 9, 2002	Nashville	2	Florida	2 OT
<b>2002-03</b>	December 23, 2002	<b>NASHVILLE</b>	3	Florida	2 OT
<b>2003-04</b>	December 13, 2003	Florida	2	Nashville	2 OT
<b>2005-06</b>	December 13, 2005	Nashville	3	<b>FLORIDA</b>	7
<b>2007-08</b>	October 27, 2007	Florida	3	<b>NASHVILLE</b>	4

	OVERALL	AT NASHVILLE	AT FLORIDA
<b>Current Trend</b>	1 Nashville win (10/27/07)	NSH unbeaten in 4 (2-0-2-0, 10/27/00-10/27/07)	1 Florida win (12/13/05)
<b>Last Win</b>	10/27/07 (4-3)	10/27/07 (4-3)	12/23/02 (3-2 OT)
<b>Last Loss</b>	12/13/05 (3-7)	12/11/99 (2-4)	12/13/05 (3-7)
<b>Last Tie</b>	12/13/03 (2-2 OT)	12/13/03 (2-2 OT)	3/9/02 (2-2 OT)
<b>Overtime Record</b>	1-0-3	0-0-2	1-0-1
<b>Longest Unbeaten Streak</b>	5 (2-0-3-0, 10/27/00-12/13/03)	4 (2-0-2-0, 10/27/00-10/27/07)	2 (1-0-1-0, 3/9-12/23/02)
<b>Longest Winning Streak</b>	None	None	None
<b>Longest Winless Streak</b>	5 (0-4-1-0, 10/10/98-10/27/00)	3 (0-2-1-0, 10/10/98-10/27/00)	3 (0-2-1-0, 3/26/99-3/9/02)
<b>Longest Losing Streak</b>	4 (10/10/98-12/15/99)	2 (10/10/98-12/11/99)	2 (3/26-12/15/99)
<b>Most Goals by Nashville</b>	4 (10/27/07, 4-3)	4 (10/27/07, 4-3)	3 (twice, last 12/13/05, 3-7)
<b>Most Goals by Florida</b>	7 (12/13/05, 3-7)	4 (12/11/99, 2-4)	7 (12/13/05, 3-7)
<b>Most Goals by Both Teams</b>	10 (12/13/05, 3-7)	7 (10/27/07, 4-3)	10 (12/13/05, 3-7)
<b>Last Five Games</b>	2-1-2-0	2-1-2-0	1-3-1-0
<b>Last Ten Games</b>	3-4-3-0	2-2-2-0	1-3-1-0
<b>Last Transaction</b>	6/22/07: Jerred Smithson scored the game-winner with less than 13 seconds remaining in regulation of Nashville's 4-3 win at the Sommet Center... 12/23/02: David Legwand scored 48 seconds into overtime to give the Predators a 3-2 victory at the BankAtlantic Center... 2/12/02: Denis Arkhipov scored the only goal of the game and Mike Dunham made 21 saves as the Predators defeated the Panthers for the first time, 1-0... 10/10/98: Nashville fell to Florida 1-0 in the franchise's inaugural game.		
<b>2008-09 Schedule</b>		11/1/08: Florida at Nashville	12/23/08: Nashville at Florida



# NHL & OPPONENTS

## LOS ANGELES KINGS

### 2007-08 SEASON SERIES

#### @ NASHVILLE

Date	Score	W/ Goal
13 Mar '08	LAK 4 @ NSH 1	Dustin Brown
22 Dec '07	LAK 3 @ NSH 4	Jason Arnott

### GOALS BY PERIOD

	1st	2nd	3rd	OT	Total
<b>Nashville</b>	4	5	3	--	12
<b>Los Angeles</b>	3	4	6	--	13

### INDIVIDUAL SCORING

Player	PREDATORS							
	GP	G	A	P	+/-	PIM	PP	SH
Jason Arnott	4	4	3	7	4	0	2	0
J.P. Dumont	4	2	3	5	4	2	1	0
David Legwand	3	1	3	4	-1	4	0	0
Martin Erat	3	1	1	2	0	0	0	0
Scott Nichol	3	1	1	2	-2	0	0	0
Ryan Suter	3	1	1	2	-1	4	0	0
Alexander Radulov	4	0	2	2	0	0	0	0
Martin Gelinas	3	0	2	2	0	0	0	0
Darcy Hordichuk	4	1	0	1	1	0	0	0
Jed Ortmeyer	3	1	0	1	-2	2	0	0
Vernon Fiddler	4	0	1	1	-4	9	0	0
Jerred Smithson	4	0	1	1	-1	4	0	0
Marek Zidlicky	4	0	1	1	-3	0	0	0
Jordin Tootoo	3	0	1	1	-1	2	0	0
Shea Weber	2	0	1	1	-1	4	0	0
Radek Bonk	4	0	0	0	-4	0	0	0
Greg De Vries	4	0	0	0	2	2	0	0
Greg Zanon	4	0	0	0	-1	2	0	0
Dan Hamhuis	3	0	0	0	2	6	0	0
Kevin Klein	2	0	0	0	-1	0	0	0
Ville Koistinen	2	0	0	0	1	0	0	0
Jan Hlavac	1	0	0	0	-1	0	0	0
Rich Peverley	1	0	0	0	0	0	0	0

Power Play: 3-13 23.1% / Penalty Killing: 13-16 81.2%

#### @ LOS ANGELES

Date	Score	W/ Goal
08 Jan '08	NSH 7 @ LAK 0	Darcy Hordichuk
23 Oct '07	NSH 0 @ LAK 6	Mike Cammalleri

### SHOTS BY PERIOD

	1st	2nd	3rd	OT	Total
<b>Nashville</b>	39	35	42	--	116
<b>Los Angeles</b>	43	48	40	--	131

PLAYER	KINGS							
	GP	G	A	P	+/-	PIM	PP	SH
Alexander Frolov	4	3	2	5	2	2	2	0
Patrick O'Sullivan	4	2	2	4	0	0	0	1
Lubomir Visnovsky	4	2	2	4	4	4	0	0
Ladislav Nagy	3	1	3	4	2	0	0	0
Rob Blake	4	0	3	3	0	2	0	0
Mike Cammalleri	3	2	0	2	0	4	1	0
Derek Armstrong	4	0	2	2	0	2	0	0
Tom Preissing	4	0	2	2	1	0	0	0
Jaroslav Modry	3	0	2	2	-1	4	0	0
Raitis Ivanans	4	1	0	1	0	2	0	0
Dustin Brown	3	1	0	1	-1	0	0	0
Matt Ellis	1	1	0	1	1	0	0	1
Jeff Giuliano	3	0	1	1	1	2	0	0
Brad Stuart	3	0	1	1	0	0	0	0
Kevin Dallman	2	0	1	1	1	0	0	0
Peter Harrold	1	0	1	1	1	0	0	0
Michal Handzus	4	0	0	0	-1	2	0	0
Jack Johnson	4	0	0	0	-3	0	0	0
Anze Kopitar	4	0	0	0	-1	0	0	0
Kyle Calder	3	0	0	0	0	0	0	0
Brian Willisie	3	0	0	0	-1	4	0	0
Jon Klemm	2	0	0	0	-2	2	0	0
John Zeiler	2	0	0	0	1	5	0	0

Power Play: 3-16 18.8% / Penalty Killing: 10-13 76.9%

### GOALTENDING

#### PREDATORS

	GP	Min	W-L-OT	GA	SA	SV	GAA	SV%
Chris Mason	2	90	1-1-0	4	47	43	2.67	.915
Dan Ellis	3	149	1-1-0	8	83	75	3.23	.904

#### KINGS

	GP	Min	W-L-OT	GA	SA	SV	GAA	SV%
Erik Ersberg	1	60	1-0-0	1	38	37	1.01	.974
Jason LaBarbera	3	125	1-2-0	7	56	49	3.35	.875
J.S. Aubin	1	53	0-0-0	4	22	18	4.50	.818



Season	OVERALL							HOME							ROAD						
	GP	W	L	OT	PTS	GF	GA	GP	W	L	OT	PTS	GF	GA	GP	W	L	OT	PTS	GF	GA
1998-99	4	3	1	0	6	13	10	2	1	1	0	2	6	6	2	2	0	0	4	7	4
1999-00	4	1	2	1	3	6	12	2	0	2	0	0	2	8	2	1	0	1	3	4	4
2000-01	4	1	2	1	3	9	11	2	0	1	1	1	2	3	2	1	1	0	2	7	8
2001-02	4	0	3	1	1	5	10	2	0	1	1	1	3	4	2	0	2	0	0	2	6
2002-03	4	1	2	1	3	10	14	2	0	2	0	0	2	6	2	1	0	1	3	8	8
2003-04	4	0	3	1	1	1	10	2	0	1	1	1	1	4	2	0	2	0	0	0	6
2005-06	4	2	1	1	5	13	14	2	2	0	0	4	7	5	2	0	1	1	1	6	9
2006-07	4	3	1	0	6	18	8	2	1	1	0	2	8	4	2	2	0	0	4	10	4
2007-08	4	2	2	0	4	12	13	2	1	1	0	2	5	7	2	1	1	0	2	7	6
Totals	36	13	17	6	32	87	102	18	5	10	3	13	36	47	18	8	7	3	19	51	55

OT column includes both ties and overtime losses in 1999-00 (one road OTL), 2000-01 (one home tie), 2001-02 (one home tie), 2002-03 (one road OTL) and 2003-04 (one home tie).

OT column includes ties in 1998-99.

	DATE	VISITOR	HOME
<b>1998-99</b>	November 12, 1998	NASHVILLE	3 Los Angeles 1
	March 4, 1999	NASHVILLE	4 Los Angeles 3
	April 3, 1999	Los Angeles	2 NASHVILLE 3
	April 12, 1999	LOS ANGELES	4 Nashville 3
<b>1999-00</b>	October 2, 1999	LOS ANGELES	2 Nashville 0
	January 27, 2000	LOS ANGELES	6 Nashville 2
	March 4, 2000	Nashville	2 LOS ANGELES 3 OT
	March 19, 2000	NASHVILLE	2 Los Angeles 1 OT
<b>2000-01</b>	October 17, 2000	Los Angeles	1 Nashville 1 OT
	February 1, 2001	NASHVILLE	6 Los Angeles 4
	February 27, 2001	LOS ANGELES	2 Nashville 1
	March 8, 2001	Nashville	1 LOS ANGELES 4
<b>2001-02</b>	December 1, 2001	Nashville	2 LOS ANGELES 4
	December 11, 2001	Los Angeles	1 Nashville 1 OT
	January 15, 2002	Nashville	0 LOS ANGELES 2
	March 7, 2002	LOS ANGELES	3 Nashville 2

	DATE	VISITOR	HOME
<b>2002-03</b>	November 2, 2002	Nashville	5 LOS ANGELES 6 OT
	December 5, 2002	NASHVILLE	3 Los Angeles 2
	December 10, 2002	LOS ANGELES	3 Nashville 0
	February 11, 2003	LOS ANGELES	3 Nashville 2
<b>2003-04</b>	November 19, 2003	Nashville	0 LOS ANGELES 3
	December 11, 2003	LOS ANGELES	4 Nashville 1
	January 13, 2004	Los Angeles	0 Nashville 0 OT
	February 23, 2004	Nashville	0 LOS ANGELES 3
<b>2005-06</b>	November 5, 2005	Nashville	2 LOS ANGELES 3 SO
	November 15, 2005	Los Angeles	2 NASHVILLE 3
	November 24, 2005	Los Angeles	3 NASHVILLE 4
	March 25, 2006	Nashville	4 LOS ANGELES 6
<b>2006-07</b>	December 7, 2006	NASHVILLE	4 Los Angeles 1
	December 23, 2006	Los Angeles	0 NASHVILLE 7
	February 10, 2007	LOS ANGELES	4 Nashville 1
	March 3, 2007	NASHVILLE	6 Los Angeles 3
<b>2007-08</b>	October 23, 2007	Nashville	0 LOS ANGELES 6
	December 22, 2007	Los Angeles	3 NASHVILLE 4
	January 8, 2008	NASHVILLE	7 Los Angeles 0
	March 13, 2008	LOS ANGELES	4 Nashville 1

	OVERALL	AT NASHVILLE	AT LOS ANGELES
Current Trend	1 Los Angeles win (3/13/08)	1 Los Angeles win (3/13/08)	1 Nashville win (1/8/08)
Last Win	1/8/08 (7-0)	12/22/07 (4-3)	1/8/08 (7-0)
Last Loss	3/13/08 (1-4)	3/13/08 (1-4)	10/23/07 (0-6)
Last Tie	1/13/04 (0-0 OT)	1/13/04 (0-0 OT)	None
Overtime Record	1-3-3	0-0-3	1-3-0
Longest Unbeaten Streak	3 (twice, last 2-0-1-0, 3/19/00-2/1/01)	4 (3-0-1-0, 1/13/04-12/23/06)	2 (three times, last 2-0-0-0, 12/7/06-3/3/07)
Longest Winning Streak	3 (11/12/98-4/3/99)	3 (11/15/05-12/23/06)	2 (three times, last 12/7/06-3/3/07)
Longest Winless Streak	7 (twice, last 0-5-1-1, 12/10/02-11/5/05)	11 (0-8-3-0, 4/12/99-1/13/04)	4 (twice, last 0-3-0-1, 11/19/03-3/25/06)
Longest Losing Streak	4 (twice, last 12/10/02-12/11/03)	4 (3/7/02-12/11/03)	4 (twice, last 11/19/03-3/25/06)
Most Goals by Nashville	7 (twice, last 1/8/08, 7-0)	7 (12/23/06, 7-0)	7 (1/8/08, 7-0)
Most Goals by Los Angeles	6 (four times, last 10/23/07, 0-6)	6 (1/27/00, 2-6)	6 (three times, last 10/23/07, 0-6)
Most Goals by Both Teams	11 (11/2/02, 5-6 OT)	8 (1/27/00, 2-6)	11 (11/2/02, 5-6 OT)
Last Five Games	3-2-0	3-2-0	3-2-0
Last Ten Games	6-4-0	4-5-1-0	4-4-0-2
Last Transaction	6/23/03: Nashville acquired two seventh-round selections in the 2003 NHL Entry Draft (Andrei Mukhachev, Miroslav Hanuljak) from Los Angeles for a sixth-round selection in the 2003 NHL Entry Draft (Esa Pirnes).		
Series Notes	1/8/08: The Predators tied a franchise record for largest margin of victory and set a record for fastest three goals by the club in a 7-0 rout of the Kings at Staples Center... 12/22/07: Jason Arnott notched his seventh career hat trick (3g-1a) and first as a Predator in a 4-3 Nashville win at the Sommet Center... 12/23/06: Nashville recorded its highest margin of victory with a 7-0 victory over Los Angeles at the Sommet Center... J.P. Dumont notched four points (2g-2a), while Jason Arnott and David Legwand both also scored two goals apiece. Legwand (goal) and Paul Kariya (no goal) were both awarded penalty shots - the first time Nashville had been awarded more than one penalty shot in a single game - and Chris Mason stopped 34 shots in the shutout... 3/4 & 3/19/00: Both 1999-00 head-to-head meetings between Nashville and Los Angeles at the Staples Center were decided in overtime. On March 4, Josef Stumpel scored the game-winner (0-28) in the Kings' 3-2 win, and Cliff Ronning scored the game-winner (0-51) in Nashville's 2-1 win on March 19.		
2008-09 Schedule		10/25/08: Los Angeles at Nashville	11/15/08: Nashville at Los Angeles
		3/28/09: Los Angeles at Nashville	3/16/09: Nashville at Los Angeles



# NHL & OPPONENTS

## MINNESOTA WILD

### 2007-08 SEASON SERIES

#### @ NASHVILLE

Date	Score	W/ Goal
05 Jan '08	MIN 1 @ NSH 4	Dan Hamhuis
24 Nov '07	MIN 4 @ NSH 3	Branko Radivojevic

### GOALS BY PERIOD

	1st	2nd	3rd	OT	Total
Nashville	7	1	5	0	13
Minnesota	4	3	5	1	13

### INDIVIDUAL SCORING

#### PREDATORS

PLAYER	GP	G	A	P	+/-	PIM	PP	SH
Martin Erat	4	3	2	5	1	2	1	0
Alexander Radulov	4	0	5	5	0	0	0	0
Ryan Suter	3	1	3	4	0	4	0	0
J.P. Dumont	3	2	1	3	1	0	1	0
Martin Gelas	4	2	0	2	0	2	0	0
Jason Arnott	4	1	1	2	2	0	0	0
Dan Hamhuis	4	1	1	2	0	2	0	0
Jerred Smithson	4	1	1	2	-2	2	0	0
Vernon Fiddler	4	1	0	1	-2	2	0	0
Shea Weber	3	1	0	1	-2	2	1	0
Radek Bonk	4	0	1	1	-6	2	0	0
David Legwand	4	0	1	1	0	0	0	0
Greg Zanon	4	0	1	1	-4	0	0	0
Jed Ortmeyer	3	0	1	1	-3	0	0	0
Darcy Hordichuk	2	0	1	1	1	0	0	0
Ville Koistinen	2	0	1	1	-1	0	0	0
Greg De Vries	4	0	0	0	4	2	0	0
Scott Nichol	4	0	0	0	2	0	0	0
Jordin Tootoo	4	0	0	0	1	2	0	0
Marek Zidlicky	3	0	0	0	0	0	0	0
Kevin Klein	1	0	0	0	-1	0	0	0

Power Play: 3-14 21.4% / Penalty Killing: 8-9 88.9%

#### @ MINNESOTA

Date	Score	W/ Goal
17 Feb '08 *	NSH 4 @ MIN 5	Marian Gaborik
18 Dec '07	NSH 2 @ MIN 3	Brian Rolston

\* overtime \*\* shootout

### SHOTS BY PERIOD

	1st	2nd	3rd	OT	Total
Nashville	42	39	48	4	133
Minnesota	39	37	34	4	114

#### WILD

PLAYER	GP	G	A	P	+/-	PIM	PP	SH
Marian Gaborik	4	4	1	5	2	0	0	0
Pierre-Marc Bouchard	4	1	3	4	3	0	1	0
Mark Parrish	4	2	1	3	4	0	0	0
Eric Belanger	4	1	2	3	-3	2	0	0
Brent Burns	4	0	3	3	3	0	0	0
Pavol Demitra	3	0	3	3	3	0	0	0
Matt Foy	2	1	1	2	1	6	0	0
Kim Johnson	4	0	2	2	0	2	0	0
James Sheppard	4	0	2	2	0	0	0	0
Stephane Veilleux	4	0	2	2	0	0	0	0
Dominic Moore	3	0	2	2	1	2	0	0
Branko Radivojevic	4	1	0	1	-4	2	0	0
Aaron Voros	4	1	0	1	-1	0	0	0
Brian Rolston	3	1	0	1	2	0	0	0
Petteri Nummelin	2	1	0	1	-1	2	0	0
Mikko Koivu	1	0	1	1	1	0	0	0
Keith Carney	4	0	0	0	5	2	0	0
Nick Schultz	4	0	0	0	1	2	0	0
Todd Fedoruk	3	0	0	0	-2	4	0	0
Martin Skoula	3	0	0	0	-2	2	0	0
Kurtis Foster	2	0	0	0	1	2	0	0
Sean Hill	2	0	0	0	-4	2	0	0

Power Play: 1-9 11.1% / Penalty Killing: 11-14 78.6%

### GOALTENDING

#### PREDATORS

	GP	MIN	W-L-OT	GA	SA	SV	GAA	SV%
Dan Ellis	2	119	1-1-0	4	61	57	2.01	.934
Chris Mason	2	124	0-1-1	9	53	44	4.36	.830

#### WILD

	GP	MIN	W-L-OT	GA	SA	SV	GAA	SV%
Niklas Backstrom	1	125	2-0-0	7	71	64	3.37	.901
Josh Harding	2	120	1-1-0	6	62	56	3.01	.903





	OVERALL							HOME							ROAD						
Season	GP	W	L	OT	PTS	GF	GA	GP	W	L	OT	PTS	GF	GA	GP	W	L	OT	PTS	GF	GA
2000-01	4	3	0	1	7	8	3	2	2	0	0	4	6	2	2	1	0	1	3	2	1
2001-02	4	1	2	1	3	11	12	2	0	1	1	1	4	6	2	1	1	0	2	7	6
2002-03	4	1	2	1	3	8	10	2	1	0	1	3	5	3	2	0	2	0	0	3	7
2003-04	4	2	0	2	6	12	6	2	2	0	0	4	6	0	2	0	0	2	2	6	6
2005-06	4	2	2	0	4	9	12	2	2	0	0	4	6	3	2	0	2	0	0	3	9
2006-07	4	1	2	1	3	16	20	2	0	1	1	1	7	11	2	1	1	0	2	9	9
2007-08	4	1	2	1	3	13	13	2	1	1	0	2	7	5	2	0	1	1	1	6	8
Totals	28	11	10	7	29	77	76	14	8	3	3	19	41	30	14	3	7	4	10	36	46

OT column includes both ties and overtime losses in 2000-01 (one home tie), 2001-02 (one home tie), 2002-03 (one home tie) and 2003-04 (two road ties).

	DATE	VISITOR	HOME
<b>2000-01</b>	December 10, 2000	<b>NASHVILLE</b>	2 Minnesota 1
	February 24, 2001	Minnesota	1 <b>NASHVILLE</b> 2
	March 21, 2001	Nashville	0 Minnesota 0 OT
	March 31, 2001	Minnesota	1 <b>NASHVILLE</b> 4
<b>2001-02</b>	October 30, 2001	<b>MINNESOTA</b>	4 Nashville 2
	October 31, 2001	<b>NASHVILLE</b>	6 Minnesota 4
	January 4, 2002	Nashville	1 <b>MINNESOTA</b> 2
	January 10, 2002	Minnesota	2 Nashville 2 OT
<b>2002-03</b>	November 23, 2002	Nashville	2 <b>MINNESOTA</b> 4
	December 14, 2002	Minnesota	1 <b>NASHVILLE</b> 3
	March 6, 2003	Minnesota	2 Nashville 2 OT
	March 14, 2003	Nashville	1 <b>MINNESOTA</b> 3

	DATE	VISITOR	HOME
<b>2003-04</b>	December 23, 2003	Nashville	3 Minnesota 3 OT
	January 12, 2004	Nashville	3 Minnesota 3 OT
	January 19, 2004	Minnesota	0 <b>NASHVILLE</b> 2
	February 26, 2004	Minnesota	0 <b>NASHVILLE</b> 4
<b>2005-06</b>	November 19, 2005	Nashville	2 <b>MINNESOTA</b> 4
	December 1, 2005	Minnesota	1 <b>NASHVILLE</b> 2
	January 26, 2006	Nashville	1 <b>MINNESOTA</b> 5
	April 13, 2006	Minnesota	2 <b>NASHVILLE</b> 4
<b>2006-07</b>	October 7, 2006	Nashville	5 <b>MINNESOTA</b> 6
	November 4, 2006	<b>NASHVILLE</b>	4 Minnesota 3
	November 16, 2006	<b>MINNESOTA</b>	7 Nashville 6 SO
	February 17, 2007	<b>MINNESOTA</b>	4 Nashville 1
<b>2007-08</b>	November 24, 2007	<b>MINNESOTA</b>	4 Nashville 3
	December 18, 2007	Nashville	2 <b>MINNESOTA</b> 3
	January 5, 2008	Minnesota	1 <b>NASHVILLE</b> 4
	February 17, 2007	Nashville	4 <b>MINNESOTA</b> 5 OT

	OVERALL	AT NASHVILLE	AT MINNESOTA
<b>Current Trend</b>	1 Minnesota win (2/17/08)	1 Nashville win (1/5/08)	2 Minnesota wins (2/17/08)
<b>Last Win</b>	1/5/08 (4-1)	1/5/08 (4-1)	11/4/06 (4-3)
<b>Last Loss</b>	2/17/08 (4-5 OT)	11/24/07 (3-4)	2/17/08 (4-5 OT)
<b>Last Tie</b>	1/12/04 (3-3 OT)	3/6/03 (2-2 OT)	1/12/04 (3-3 OT)
<b>Overtime Record</b>	0-2-5	0-1-2	0-1-3
<b>Longest Unbeaten Streak</b>	4 (twice, last 2-0-2-0, 12/23/03-2/26/04)	7 (5-0-2-0, 1/10/02-4/13/06)	3 (2-0-1-0, 12/10/00-10/31/01)
<b>Longest Winning Streak</b>	2 (twice, last 1/19-2/26/04)	4 (1/19/04-4/13/06)	None
<b>Longest Winless Streak</b>	4 (twice, last 0-3-1, 11/16/06-12/18/07)	3 (0-2-1, 11/16/06-11/24/07)	8 (0-6-2-0, 1/4/02-10/7/06)
<b>Longest Losing Streak</b>	4 (11/16/06-12/18/07)	3 (11/16/06-11/24/07)	3 (twice, last 11/19/05-10/7/06)
<b>Most Goals by Nashville</b>	6 (twice, last 11/16/06, 6-7 SO)	6 (11/16/06, 6-7 SO)	6 (10/31/01, 6-4)
<b>Most Goals by Minnesota</b>	7 (11/16/06 (6-7 SO)	7 (11/16/06 (6-7 SO)	6 (10/7/06, 5-6)
<b>Most Goals by Both Teams</b>	13 (11/16/06 6-7 SO)	13 (11/16/06 6-7 SO)	11 (10/7/06, 5-6)
<b>Last Five Games</b>	1-3-1	2-2-1	1-3-1
<b>Last Ten Games</b>	3-5-2	6-2-1-1	1-6-1-2
<b>Last Transaction</b>	7/1/08: Nashville acquired Ryan Jones and a second-round selection in the 2009 NHL Entry Draft for defenseman Marek Zidlicky.		
<b>Series Notes</b>	11/16/06: The Predators and Wild combined for a Nashville franchise-record 90 total shots. Minnesota won via shootout 7-6 at the Sommet Center... 12/1/05: Jerred Smithson scored his first NHL goal... 1/19 & 2/26/04: Tomas Vokoun earned shutouts in both contests at the Sommet Center in 2003-04. He stopped 26 shots (2-0 win) on January 19 and 27 shots (4-0 win) on February 26.		
<b>2008-09 Schedule</b>		11/29/08: Minnesota at Nashville	2/6/09: Nashville at Minnesota
		12/6/08: Minnesota at Nashville	4/10/09: Nashville at Minnesota



# NHL & OPPONENTS

## MONTREAL CANADIENS

### 2007-08 SEASON SERIES

#### @ NASHVILLE

Date	Score	W/Goal
	no games	

#### @ MONTREAL

Date	Score	W/Goal
01 Dec '07 **	NSH 5 @ MTL 4	Martin Erat

\* overtime \*\* shootout

### GOALS BY PERIOD

	1st	2nd	3rd	OT	Total
Montreal	2	1	1	0	4
Nashville	0	0	4	0	4

### SHOTS BY PERIOD

	1st	2nd	3rd	OT	Total
Montreal	10	7	5	4	26
Nashville	13	11	20	0	44

### INDIVIDUAL SCORING

PREDATORS								
PLAYER	GP	G	A	P	+/-	PIM	PP	SH
David Legwand	1	1	2	3	0	2	0	0
Dan Hamhuis	1	0	2	2	2	0	0	0
Alexander Radulov	1	0	2	2	1	0	0	0
Radek Bonk	1	1	0	1	0	0	1	0
Greg De Vries	1	1	0	1	1	2	0	0
Jed Ortmeyer	1	1	0	1	0	0	0	1
Jerred Smithson	1	0	1	1	1	0	0	0
Marek Zidlicky	1	0	1	1	-1	0	0	0
Jason Arnett	1	0	0	0	-2	4	0	0
J.P. Dumont	1	0	0	0	-1	0	0	0
Martin Erat	1	0	0	0	0	0	0	0
Vernon Fiddler	1	0	0	0	-2	0	0	0
Martin Gelas	1	0	0	0	-1	0	0	0
Scott Nichol	1	0	0	0	0	4	0	0
Ryan Suter	1	0	0	0	0	2	0	0
Jordin Tootoo	1	0	0	0	0	0	0	0
Shea Weber	1	0	0	0	-2	0	0	0
Greg Zanon	1	0	0	0	-2	0	0	0
Power Play: 1-3 33.3% / Penalty Killing: 5-5 100.0%								

CANADIENS								
PLAYER	GP	G	A	P	+/-	PIM	PP	SH
Guillaume Latendresse	1	2	0	2	1	2	0	0
Tomas Plekanec	1	1	1	2	1	0	0	0
Kyle Chipchura	1	0	2	2	1	0	0	0
Roman Hamrlik	1	0	2	2	3	0	0	0
Alex Kovalev	1	0	2	2	1	0	0	0
Christopher Higgins	1	1	0	1	2	0	0	0
Patrice Brisebois	1	0	1	1	0	0	0	0
Francis Bouillon	1	0	0	0	0	0	0	0
Mathieu Dandenault	1	0	0	0	0	0	0	0
Josh Gorges	1	0	0	0	0	0	0	0
Mikhail Grabovski	1	0	0	0	-1	0	0	0
Saku Koivu	1	0	0	0	0	0	0	0
Michael Komisarek	1	0	0	0	2	2	0	0
Andrei Kostitsyn	1	0	0	0	-1	0	0	0
Andrei Markov	1	0	0	0	-2	0	0	0
Michael Ryder	1	0	0	0	1	0	0	0
Bryan Smolinski	1	0	0	0	-1	2	0	0
Mark Streit	1	0	0	0	-2	0	0	0
Power Play: 0-5 0.0% / Penalty Killing: 2-3 66.7%								

### GOALTENDING

#### PREDATORS

	GP	Min	W-L-OT	GA	SA	SV	GAA	SV%
Dan Ellis	1	50	1-0-0	2	20	18	2.38	.900
Chris Mason	1	14	0-0-0	2	6	4	8.79	.667

#### CANADIENS

	GP	Min	W-L-OT	GA	SA	SV	GAA	SV%
Cristobal Huet	1	65	0-0-1	4	44	40	3.69	.909



Season	OVERALL							HOME							ROAD							
	GP	W	L	OT	PTS	GF	GA	GP	W	L	OT	PTS	GF	GA	GP	W	L	OT	PTS	GF	GA	
1998-99	2	0	1	1	1	4	5	1	0	0	1	1	2	2	1	0	1	0	0	2	3	3
1999-00	1	1	0	0	2	6	1	1	1	0	0	2	6	1	0	0	0	0	0	0	0	
2000-01	1	0	1	0	0	2	4	0	0	0	0	0	0	0	1	0	1	0	0	2	4	
2001-02	2	1	1	0	2	6	4	1	1	0	0	2	5	1	1	0	1	0	0	1	3	
2002-03	1	0	1	0	0	1	3	1	0	1	0	0	1	3	0	0	0	0	0	0	0	
2003-04	1	0	0	1	1	4	5	0	0	0	0	0	0	0	1	0	0	1	1	4	5	
2006-07	1	0	0	1	1	5	6	1	0	0	1	1	5	6	0	0	0	0	0	0	0	
2007-08	1	1	0	0	2	5	4	0	0	0	0	0	0	0	1	1	0	0	2	5	4	
Totals	10	3	4	3	9	33	32	5	2	1	2	6	19	13	5	1	3	1	3	14	19	

OT column includes both ties and overtime losses in 1999-00, 2000-01, 2001-02, 2002-03 and 2003-04 (one road OTL).

OT column includes ties in 1998-99 (one home tie).

	DATE	VISITOR	HOME
<b>1998-99</b>	December 12, 1998	Montreal	Nashville 2 OT
	March 18, 1999	Nashville	<b>MONTREAL</b> 3
<b>1999-00</b>	November 18, 1999	Montreal	<b>NASHVILLE</b> 6
<b>2000-01</b>	December 21, 2000	Nashville	<b>MONTREAL</b> 4
<b>2001-02</b>	November 8, 2001	Nashville	<b>MONTREAL</b> 3
	March 23, 2002	Montreal	<b>NASHVILLE</b> 5
<b>2002-03</b>	March 10, 2003	<b>MONTREAL</b>	Nashville 1
<b>2003-04</b>	December 18, 2003	Nashville	<b>MONTREAL</b> 5 OT
<b>2006-07</b>	February 22, 2007	<b>MONTREAL</b>	Nashville 5 SO
<b>2007-08</b>	December 1, 2007	<b>NASHVILLE</b>	Montreal 4 SO

	OVERALL	AT NASHVILLE	AT MONTREAL
<b>Current Trend</b>	1 Nashville win (12/1/07)	2 Montreal wins (3/10/03-2/22/07)	1 Nashville win (12/1/07)
<b>Last Win</b>	12/1/07 (5-4 SO)	3/23/02 (5-1)	12/1/07 (5-4 SO)
<b>Last Loss</b>	2/22/07 (5-6 SO)	2/22/07 (5-6 SO)	12/18/03 (4-5 OT)
<b>Last Tie</b>	12/12/98 (2-2 OT)	12/12/98 (2-2 OT)	None
<b>Overtime Record</b>	1-2-1	0-1-1	1-1-0
<b>Longest Unbeaten Streak</b>	None	3 (2-0-1-0, 12/12/98-3/23/02)	None
<b>Longest Winning Streak</b>	None	2 (11/18/99-3/23/02)	None
<b>Longest Winless Streak</b>	3 (0-1-0-2, 3/10/03-2/22/07)	2 (0-1-0-1, 3/10/03-2/22/07)	4 (0-3-0-1, 3/18/99-12/18/03)
<b>Longest Losing Streak</b>	3 (3/10/03-2/22/07)	2 (3/10/03-2/22/07)	4 (3/18/99-12/18/03)
<b>Most Goals by Nashville</b>	6 (11/18/99, 6-1)	6 (11/18/99, 6-1)	5 (12/1/07, 5-4 SO)
<b>Most Goals by Montreal</b>	6 (2/22/07, 5-6 SO)	6 (2/22/07, 5-6 SO)	5 (12/18/03, 4-5 OT)
<b>Most Goals by Both Teams</b>	11 (2/22/07, 5-6 SO)	11 (2/22/07, 5-6 SO)	9 (twice, last 12/1/07, 5-4 SO)
<b>Last Five Games</b>	2-1-0-2	2-1-1-1	1-3-0-1
<b>Last Ten Games</b>	3-4-1-2	2-1-1-1	1-3-0-1
<b>Last Transaction</b>	3/3/03: Nashville acquired forward Oleg Petrov from Montreal for a fourth-round selection in the 2003 NHL Entry Draft (traded to Washington; Washington selected Andreas Valdik).		
<b>Series Notes</b>	12/1/07: Nashville rallied from two three-goal deficits with four goals in the third period en route to a 5-4 shootout win at the Bell Centre. The win was Nashville's first in Montreal, and the Canadiens were the last team that had kept Nashville winless as a visitor... 11/18/99: Kimmo Timonen scored against Jeff Hackett in the franchise's first-ever penalty shot attempt during the Predators' 6-1 win at the Sommet Center.		
<b>2008-09 Schedule</b>	None	1/15/09: Nashville at Montreal	



# NHL & OPPONENTS

## NEW JERSEY DEVILS

### 2006-07 SEASON SERIES

#### @ NASHVILLE

Date	Score	W/ Goal
	no games	

#### GOALS BY PERIOD

	1st	2nd	3rd	OT	Total
Nashville	2	1	0	0	3
New Jersey	1	0	2	0	3

#### INDIVIDUAL SCORING

PREDATORS								
PLAYER	GP	G	A	P	+/-	PIM	PP	SH
Martin Erat	1	1	1	2	0	0	1	0
Paul Kariya	1	0	2	2	-2	0	0	0
Jason Arnott	1	1	0	1	-2	0	1	0
Scott Nichol	1	1	0	1	1	0	0	1
Ryan Suter	1	0	1	1	-1	4	0	0
Kimmo Timonen	1	0	1	1	0	0	0	0
J.P. Dumont	1	0	0	0	-1	0	0	0
Vernon Fiddler	1	0	0	0	0	0	0	0
Dan Hamhuis	1	0	0	0	-1	2	0	0
Scott Hartnell	1	0	0	0	1	0	0	0
David Legwand	1	0	0	0	0	2	0	0
Mikko Lehtonen	1	0	0	0	0	0	0	0
Jerred Smithson	1	0	0	0	0	4	0	0
Jordin Tootoo	1	0	0	0	-1	0	0	0
Scottie Upshall	1	0	0	0	0	0	0	0
Shea Weber	1	0	0	0	0	0	0	0
Marek Zidlicky	1	0	0	0	0	0	0	0

Power Play: 2-5 40.0% / Penalty Killing: 5-6 83.3%

#### @ NEW JERSEY

Date	Score	W/ Goal
19 Oct '06 **	NSH 4 @ N.J.3	Martin Erat

\* overtime \*\* shootout

#### SHOTS BY PERIOD

	1st	2nd	3rd	OT	Total
Nashville	10	5	2	1	18
New Jersey	4	13	12	4	33

DEVILS								
PLAYER	GP	G	A	P	+/-	PIM	PP	SH
Brian Gionta	1	2	1	3	1	0	1	0
Patrik Elias	1	0	3	3	1	6	0	0
Scott Gomez	1	1	1	2	1	0	0	0
Brian Rafalski	1	0	1	1	0	0	0	0
Alex Brooks	1	0	0	0	0	0	0	0
Sergei Brylin	1	0	0	0	0	0	0	0
Jim Fahey	1	0	0	0	0	0	0	0
Cam Janssen	1	0	0	0	0	2	0	0
Jamie Langenbrunner	1	0	0	0	0	0	0	0
John Madden	1	0	0	0	1	0	0	0
Paul Martin	1	0	0	0	1	0	0	0
John Oduya	1	0	0	0	0	0	0	0
Jay Pandolfo	1	0	0	0	0	0	0	0
Zach Parise	1	0	0	0	0	0	0	0
Erik Rasmussen	1	0	0	0	0	0	0	0
Michael Rupp	1	0	0	0	0	0	0	0
Colin White	1	0	0	0	1	2	0	0
Travis Zajac	1	0	0	0	0	0	0	0

Power Play: 1-6 16.7% / Penalty Killing: 3-5 60.0%

### GOALTENDING

#### PREDATORS

	GP	Min	W-L-OT	GA	SA	SV	GAA	SV%
Chris Mason	1	65	1-0-0	3	33	30	2.78	.909

#### DEVILS

	GP	Min	W-L-OT	GA	SA	SV	GAA	SV%
Scott Clemmensen	1	64	0-0-1	3	18	15	2.81	.833



	OVERALL							HOME							ROAD						
Season	GP	W	L	OT	PTS	GF	GA	GP	W	L	OT	PTS	GF	GA	GP	W	L	OT	PTS	GF	GA
1998-99	2	1	1	0	2	4	6	1	0	1	0	0	1	4	1	1	0	0	2	3	2
1999-00	2	0	2	0	0	2	6	1	0	1	0	0	1	2	1	0	1	0	0	1	4
2000-01	1	1	0	0	2	4	3	0	0	0	0	0	0	0	1	1	0	0	2	4	3
2001-02	2	1	1	0	2	7	7	1	0	1	0	0	3	4	1	1	0	0	2	4	3
2002-03	2	0	1	1	1	3	5	1	0	1	0	0	1	2	1	0	0	1	1	2	3
2003-04	1	1	0	0	2	3	2	1	1	0	0	2	3	2	0	0	0	0	0	0	0
2005-06	1	0	0	1	1	3	4	1	0	0	1	1	3	4	0	0	0	0	0	0	0
2006-07	1	1	0	0	2	4	3	0	0	0	0	0	0	0	1	1	0	0	2	4	3
<b>Totals</b>	<b>12</b>	<b>5</b>	<b>5</b>	<b>2</b>	<b>12</b>	<b>30</b>	<b>36</b>	<b>6</b>	<b>1</b>	<b>4</b>	<b>1</b>	<b>3</b>	<b>12</b>	<b>18</b>	<b>6</b>	<b>4</b>	<b>1</b>	<b>1</b>	<b>9</b>	<b>18</b>	<b>18</b>

OT column includes both ties and overtime losses in 1999-00, 2000-01, 2001-02, 2002-03 (one road OTL) and 2003-04.

OT column includes ties in 1998-99.

	DATE	VISITOR		HOME	
<b>1998-99</b>	January 30, 1999	<b>NASHVILLE</b>	3	New Jersey	2 OT
	April 17, 1999	<b>NEW JERSEY</b>	4	Nashville	1
<b>1999-00</b>	February 3, 2000	Nashville	1	<b>NEW JERSEY</b>	4
	February 29, 2000	<b>NEW JERSEY</b>	2	Nashville	1
<b>2000-01</b>	November 8, 2000	<b>NASHVILLE</b>	4	New Jersey	3
<b>2001-02</b>	January 3, 2002	<b>NASHVILLE</b>	4	New Jersey	3
	March 21, 2002	<b>NEW JERSEY</b>	4	Nashville	3
<b>2002-03</b>	October 18, 2002	Nashville	2	<b>NEW JERSEY</b>	3 OT
	November 29, 2002	<b>NEW JERSEY</b>	2	Nashville	1
<b>2003-04</b>	January 3, 2004	New Jersey	2	<b>NASHVILLE</b>	3
<b>2005-06</b>	January 19, 2006	<b>NEW JERSEY</b>	4	Nashville	3 SO
<b>2006-07</b>	October 19, 2006	<b>NASHVILLE</b>	4	New Jersey	3 SO

	OVERALL	AT NASHVILLE	AT NEW JERSEY
<b>Current Trend</b>	1 Nashville win (10/19/06)	1 New Jersey win (1/19/06)	1 Nashville win (10/19/06)
<b>Last Win</b>	10/19/06 (4-3 SO)	1/3/04 (3-2)	10/19/06 (4-3 SO)
<b>Last Loss</b>	1/19/06 (3-4 SO)	1/19/06 (3-4 SO)	10/18/02 (2-3 OT)
<b>Last Tie</b>	None	None	None
<b>Overtime Record</b>	2-2-0	0-1-0	2-1-0
<b>Longest Unbeaten Streak</b>	2 (2-0-0-0, 11/8/00-1/3/02)	None	2 (2-0-0-0, 11/8/00-1/3/02)
<b>Longest Winning Streak</b>	2 (11/8/00-1/3/02)	None	2 (11/8/00-1/3/02)
<b>Longest Winless Streak</b>	3 (twice, last 0-2-0-1, 3/21-11/29/02)	4 (0-4-0-0, 4/17/99-11/29/02)	None
<b>Longest Losing Streak</b>	3 (twice, last 3/21-11/29/02)	4 (4/17/99-11/29/02)	None
<b>Most Goals by Nashville</b>	4 (three times, last 10/19/06, 4-3 SO)	3 (three times, last 1/19/06, 3-4 SO)	4 (three times, last 10/19/06, 4-3 SO)
<b>Most Goals by New Jersey</b>	4 (four times, last 1/19/06, 3-4 SO)	4 (three times, last 1/19/06, 3-4 SO)	4 (2/3/00, 1-4)
<b>Most Goals by Both Teams</b>	7 (five times, last 10/19/06, 4-3 SO)	7 (twice, last 1/19/06, 3-4 SO)	7 (three times, last 10/19/06, 4-3 SO)
<b>Last Five Games</b>	2-1-0-2	1-3-0-1	3-1-0-1
<b>Last Ten Games</b>	4-4-0-2	1-4-0-1	4-1-0-1
<b>Last Transaction</b>	6/26/98: Nashville selected goaltender Mike Dunham from New Jersey in the 1998 NHL Expansion Draft.		
<b>Series Notes</b>	10/18/02: Adam Hall scored his first NHL goal... 1/30/99: Sebastien Bordeleau scored the game-winner (2:43) for Nashville in the franchise's first overtime victory.		
<b>2008-09 Schedule</b>		1/19/09: New Jersey at Nashville	None





# NHL & OPPONENTS

## NEW YORK ISLANDERS

### 2006-07 SEASON SERIES

#### @ NASHVILLE

Date Score W/ Goal

Date	Score	W/ Goal			
		1st	2nd	3rd	OT
Nashville	0	1	0	0	0
New York	1	0	0	0	0

#### GOALS BY PERIOD

	1st	2nd	3rd	OT	Total
Nashville	0	1	0	0	1
New York	1	0	0	0	1

#### INDIVIDUAL SCORING

PREDATORS								
PLAYER	GP	G	A	P	+/-	PIM	PP	SH
Steve Sullivan	1	1	0	1	1	0	0	0
J.P. Dumont	1	0	1	1	1	0	0	0
David Legwand	1	0	1	1	1	0	0	0
Jason Arnott	1	0	0	0	-1	4	0	0
Martin Erat	1	0	0	0	0	0	0	0
Vernon Fiddler	1	0	0	0	0	0	0	0
Dan Hamhuis	1	0	0	0	0	0	0	0
Scott Hartnell	1	0	0	0	1	0	0	0
Paul Kariya	1	0	0	0	-1	0	0	0
Mikko Lehtonen	1	0	0	0	-1	0	0	0
Jerred Smithson	1	0	0	0	-1	0	0	0
Ryan Suter	1	0	0	0	-1	0	0	0
Kimmo Timonen	1	0	0	0	1	0	0	0
Jordin Tootoo	1	0	0	0	0	0	0	0
Scottie Upshall	1	0	0	0	0	0	0	0
Josef Vasicek	1	0	0	0	0	0	0	0
Shea Weber	1	0	0	0	0	2	0	0
Marek Zidlicky	1	0	0	0	0	0	0	0

Power Play: 0-2 0.0% / Penalty Killing: 3-3 100.0%

#### @ NEW YORK

Date Score W/ Goal  
16 Oct '06 \*\* NSH 2 @ NYI 1 Steve Sullivan

\* overtime \*\* shootout

#### SHOTS BY PERIOD

	1st	2nd	3rd	OT	Total
Nashville	7	14	10	2	33
New York	9	8	8	2	27

ISLANDERS								
PLAYER	GP	G	A	P	+/-	PIM	PP	SH
Mike Sillinger	1	1	0	1	1	0	0	0
Chris Simon	1	0	1	1	0	2	0	0
Mike York	1	0	1	1	1	0	0	0
Arron Asham	1	0	0	0	0	0	0	0
Shawn Bates	1	0	0	0	-1	0	0	0
Jason Blake	1	0	0	0	0	0	0	0
Bruno Gervais	1	0	0	0	0	0	0	0
Andy Hilbert	1	0	0	0	0	0	0	0
Sean Hill	1	0	0	0	-1	0	0	0
Trent Hunter	1	0	0	0	0	0	0	0
Viktor Kozlov	1	0	0	0	0	0	0	0
Radek Martinek	1	0	0	0	1	0	0	0
Richard Park	1	0	0	0	-1	0	0	0
Tom Poti	1	0	0	0	0	0	0	0
Miroslav Satan	1	0	0	0	0	0	0	0
Brendan Witt	1	0	0	0	-1	2	0	0
Alexei Yashin	1	0	0	0	0	0	0	0
Alexei Zhitnik	1	0	0	0	1	0	0	0

Power Play: 0-3 0.0% / Penalty Killing: 2-2 100.0%

### GOALTENDING

#### PREDATORS

	GP	MIN	W-L-OT	GA	SA	SV	GAA	SV%
Tomas Vokoun	1	65	1-0-0	1	27	26	0.92	.963

#### ISLANDERS

	GP	MIN	W-L-OT	GA	SA	SV	GAA	SV%
Mike Dunham	1	65	0-0-1	1	33	32	0.92	.970

1535 Old Country Road  
Plainview, NY 11803 • (516) 501-6799

**GM:** Garth Snow

**Head Coach:** Scott Gordon

**PR:** Josh Bernstein, Corey Witt



Season	OVERALL							HOME							ROAD						
	GP	W	L	OT	PTS	GF	GA	GP	W	L	OT	PTS	GF	GA	GP	W	L	OT	PTS	GF	GA
1998-99	2	1	1	0	2	5	7	1	0	1	0	0	3	6	1	1	0	0	2	2	1
1999-00	2	2	0	0	4	9	6	1	1	0	0	2	3	2	1	1	0	0	2	6	4
2000-01	1	0	1	0	0	1	2	0	0	0	0	0	0	0	1	0	1	0	0	1	2
2001-02	1	0	1	0	0	2	5	1	0	1	0	0	2	5	0	0	0	0	0	0	0
2002-03	2	1	0	1	3	5	4	1	1	0	0	2	2	0	1	0	0	1	1	3	4
2003-04	1	1	0	0	2	4	3	1	1	0	0	2	4	3	0	0	0	0	0	0	0
2005-06	1	1	0	0	2	2	1	1	1	0	0	2	2	1	0	0	0	0	0	0	0
2006-07	1	1	0	0	2	2	1	0	0	0	0	0	0	0	1	1	0	0	2	2	1
<b>Totals</b>	<b>11</b>	<b>7</b>	<b>3</b>	<b>1</b>	<b>15</b>	<b>30</b>	<b>29</b>	<b>6</b>	<b>4</b>	<b>2</b>	<b>0</b>	<b>8</b>	<b>16</b>	<b>17</b>	<b>5</b>	<b>3</b>	<b>1</b>	<b>1</b>	<b>7</b>	<b>14</b>	<b>12</b>

OT column includes both ties and overtime losses in 1999-00, 2000-01, 2001-02, 2002-03 (one road OTL) and 2003-04.

OT column includes ties in 1998-99.

	DATE	VISITOR		HOME	
<b>1998-99</b>	November 21, 1998	<b>NY ISLANDERS</b>	6	Nashville	3
	February 12, 1999	<b>NASHVILLE</b>	2	NY Islanders	1
<b>1999-00</b>	February 2, 2000	<b>NASHVILLE</b>	6	NY Islanders	4
	March 28, 2000	NY Islanders	2	<b>NASHVILLE</b>	3
<b>2000-01</b>	November 7, 2000	Nashville	1	<b>NY ISLANDERS</b>	2
<b>2001-2002</b>	April 11, 2002	<b>NY ISLANDERS</b>	5	Nashville	2
<b>2002-03</b>	October 15, 2002	Nashville	3	<b>NY ISLANDERS</b>	4 OT
	February 13, 2003	NY Islanders	0	<b>NASHVILLE</b>	2
<b>2003-04</b>	November 15, 2003	NY Islanders	3	<b>NASHVILLE</b>	4
<b>2005-06</b>	January 10, 2006	NY Islanders	1	<b>NASHVILLE</b>	2
<b>2006-07</b>	October 16, 2006	<b>NASHVILLE</b>	2	NY Islanders	1 SO

	OVERALL	AT NASHVILLE	AT NY ISLANDERS
<b>Current Trend</b>	4 Nashville wins (2/13/03-10/16/06)	3 Nashville wins (2/13/03-1/10/06)	1 Nashville win (10/16/06)
<b>Last Win</b>	10/16/06 (2-1 SO)	1/10/06 (2-1)	10/16/06 (2-1 SO)
<b>Last Loss</b>	10/15/02 (3-4 OT)	4/11/02 (2-5)	10/15/02 (3-4 OT)
<b>Last Tie</b>	None	None	None
<b>Overtime Record</b>	1-1-0	0-0-0	1-1-0
<b>Longest Unbeaten Streak</b>	4 (4-0-0-0, 2/13/03-10/16/06)	3 (3-0-0-0, 2/13/03-1/10/06)	2 (2-0-0-0, 2/12/99-2/2/00)
<b>Longest Winning Streak</b>	4 (2/13/03-10/16/06)	3 (2/13/03-1/10/06)	2 (2/12/99-2/2/00)
<b>Longest Winless Streak</b>	3 (0-2-0-1, 11/7/00-10/15/02)	None	2 (0-1-0-1, 11/7/00-10/15/02)
<b>Longest Losing Streak</b>	3 (11/7/00-10/15/02)	None	2 (11/7/00-10/15/02)
<b>Most Goals by Nashville</b>	6 (2/2/00, 6-4)	4 (11/15/03, 4-3)	6 (2/2/00, 6-4)
<b>Most Goals by NY Islanders</b>	6 (11/21/98, 3-6)	6 (11/21/98, 3-6)	4 (twice, last 10/15/02, 3-4 OT)
<b>Most Goals by Both Teams</b>	10 (2/2/00, 6-4)	9 (11/21/98, 3-6)	10 (2/2/00, 6-4)
<b>Last Five Games</b>	4-0-0-1	4-1-0-0	3-1-0-1
<b>Last Ten Games</b>	7-2-0-1	4-2-0-0	3-1-0-1
<b>Last Transaction</b>	6/20/08: Acquired Toronto's first-round selection (Colin Wilson) in the 2008 NHL Entry Draft from the New York Islanders for Florida's first-round selection (Joshua Bailey) and second-round selection (Aaron Ness) in the 2008 NHL Entry Draft.		
<b>Series Notes</b>	2/13/03: Tomas Vokoun stopped 36 shots in a 2-0 win over the Islanders at the Sommet Center... 10/15/02: Tomas Vokoun stopped a Brad Isbister penalty shot in overtime.		
<b>2008-09 Schedule</b>	12/20/08: N.Y. Islanders at Nashville		None



# NHL & OPPONENTS

## NEW YORK RANGERS

### 2006-07 SEASON SERIES

#### @ NASHVILLE

Date	Score	W/ Goal
	no games	

### GOALS BY PERIOD

	1st	2nd	3rd	OT	Total
Nashville	1	2	0	--	3
New York	0	0	0	--	0

### INDIVIDUAL SCORING

#### PREDATORS

PLAYER	GP	G	A	P	+/-	PIM	PP	SH
Scott Nichol	1	1	1	2	1	0	0	0
Jason Arnott	1	1	0	1	1	0	0	0
Jerred Smithson	1	1	0	1	1	2	1	0
Martin Erat	1	0	1	1	1	0	0	0
Steve Sullivan	1	0	1	1	1	0	0	0
Kimmo Timonen	1	0	1	1	1	2	0	0
Scottie Upshall	1	0	1	1	0	4	0	0
Marek Zidlicky	1	0	1	1	1	0	0	0
J.P. Dumont	1	0	0	0	0	2	0	0
Vernon Fiddler	1	0	0	0	0	0	0	0
Dan Hamhuis	1	0	0	0	0	2	0	0
Scott Hartnell	1	0	0	0	0	0	0	0
Paul Kariya	1	0	0	0	1	2	0	0
David Legwand	1	0	0	0	0	2	0	0
Mikko Lehtonen	1	0	0	0	1	0	0	0
Ryan Suter	1	0	0	0	1	0	0	0
Jordin Tootoo	1	0	0	0	0	0	0	0
Shea Weber	1	0	0	0	0	0	0	0

Power Play: 1-7 14.3% / Penalty Killing: 8-8 100.0%

#### @ NEW YORK

Date	Score	W/ Goal
18 Oct '06	NSH 3 @ NYR 0	Jason Arnott

### SHOTS BY PERIOD

	1st	2nd	3rd	OT	Total
Nashville	9	12	6	--	27
New York	11	14	13	--	38

#### RANGERS

PLAYER	GP	G	A	P	+/-	PIM	PP	SH
Blair Betts	1	0	0	0	0	0	0	0
Matt Cullen	1	0	0	0	-1	2	0	0
Nigel Dawes	1	0	0	0	0	0	0	0
Adam Hall	1	0	0	0	0	0	0	0
Ryan Hollweg	1	0	0	0	0	0	0	0
Marcel Hossa	1	0	0	0	0	0	0	0
Jaromir Jagr	1	0	0	0	0	0	0	0
Darius Kasparaitis	1	0	0	0	-1	2	0	0
Marek Malik	1	0	0	0	-1	4	0	0
Michael Nylander	1	0	0	0	-1	0	0	0
Petr Prucha	1	0	0	0	-1	0	0	0
Karel Rachunek	1	0	0	0	-1	0	0	0
Michal Rozsival	1	0	0	0	-1	0	0	0
Brendan Shanahan	1	0	0	0	-2	0	0	0
Martin Straka	1	0	0	0	-1	0	0	0
Fedor Tyutin	1	0	0	0	0	2	0	0
Jason Ward	1	0	0	0	0	0	0	0
Aaron Ward	1	0	0	0	0	4	0	0

Power Play: 0-8 0.0% / Penalty Killing: 6-7 85.7%

### GOALTENDING

#### PREDATORS

	GP	Min	W-L-OT	GA	SA	SV	GAA	SV%
Tomas Vokoun	1	60	1-0-0	0	38	38	0.00	1.000

#### RANGERS

	GP	Min	W-L-OT	GA	SA	SV	GAA	SV%
Henrik Lundqvist	1	58	0-1-0	3	27	24	3.11	.889

Madison Square Garden • 2 Pennsylvania Plaza, 14th Floor  
New York, NY 10121 • (212) 465-6486

**GM:** Glen Sather

**Head Coach:** Tom Renney

**PR:** John Rosasco, Brendan McIntyre, Jody Sowa, Dino Ticinelli



Season	OVERALL							HOME							ROAD						
	GP	W	L	OT	PTS	GF	GA	GP	W	L	OT	PTS	GF	GA	GP	W	L	OT	PTS	GF	GA
1998-99	2	0	2	0	0	5	12	1	0	1	0	0	4	7	1	0	1	0	0	1	5
1999-00	1	0	1	0	0	1	5	0	0	0	0	0	0	0	1	0	1	0	0	1	5
2000-01	2	2	0	0	4	8	4	1	1	0	0	2	5	2	1	1	0	0	2	3	2
2001-02	1	1	0	0	2	4	2	0	0	0	0	0	0	0	1	1	0	0	2	4	2
2002-03	2	0	1	1	1	4	6	1	0	1	0	0	2	4	1	0	0	1	1	2	2
2003-04	2	2	0	0	4	6	3	1	1	0	0	2	2	1	1	1	0	0	2	4	2
2005-06	1	0	1	0	0	1	5	1	0	1	0	0	1	5	0	0	0	0	0	0	0
2006-07	1	1	0	0	2	3	0	0	0	0	0	0	0	0	1	1	0	0	2	3	0
Totals	12	6	5	1	13	32	37	5	2	3	0	4	14	19	7	4	2	1	9	18	18

OT column includes both ties and overtime losses in 1999-00, 2000-01, 2001-02, 2002-03 (one road tie) and 2003-04.

OT column includes ties in 1998-99.

	DATE	VISITOR		HOME	
<b>1998-99</b>	November 29, 1998	Nashville	1	<b>NY RANGERS</b>	5
	February 15, 1999	<b>NY RANGERS</b>	7	Nashville	4
<b>1999-00</b>	January 31, 2000	Nashville	1	<b>NY RANGERS</b>	5
<b>2000-01</b>	December 23, 2000	<b>NASHVILLE</b>	3	NY Rangers	2 OT
	March 4, 2001	NY Rangers	2	<b>NASHVILLE</b>	5
<b>2001-02</b>	December 12, 2001	<b>NASHVILLE</b>	4	NY Rangers	2
<b>2002-03</b>	October 19, 2002	Nashville	2	NY Rangers	2 OT
	January 23, 2003	<b>NY RANGERS</b>	4	Nashville	2
<b>2003-04</b>	February 28, 2004	NY Rangers	1	<b>NASHVILLE</b>	2 OT
	March 25, 2004	<b>NASHVILLE</b>	4	NY Rangers	2
<b>2005-06</b>	December 8, 2005	<b>NY RANGERS</b>	5	Nashville	1
<b>2006-07</b>	October 18, 2006	<b>NASHVILLE</b>	3	NY Rangers	0

	OVERALL	AT NASHVILLE	AT NY RANGERS
<b>Current Trend</b>	1 Nashville win (10/18/06)	1 NY Rangers win (12/8/05)	NSH unbeaten in 5 (4-0-1-0, 12/23/00-10/18/06)
<b>Last Win</b>	10/18/06 (3-0)	2/28/04 (2-1 OT)	10/18/06 (3-0)
<b>Last Loss</b>	12/8/05 (1-5)	12/8/05 (1-5)	1/31/00 (1-5)
<b>Last Tie</b>	10/19/02 (2-2 OT)	None	10/19/02 (2-2 OT)
<b>Overtime Record</b>	2-0-1	1-0-0	1-0-1
<b>Longest Unbeaten Streak</b>	4 (3-0-1-0, 12/23/00-10/19/02)	None	5 (4-0-1-0, 12/23/00-10/18/06)
<b>Longest Winning Streak</b>	3 (12/23/00-12/12/01)	None	2 (twice, last 3/25/04-10/18/06)
<b>Longest Winless Streak</b>	3 (0-3-0-0, 11/29/98-1/31/00)	None	2 (0-2-0-0, 11/29/98-1/31/00)
<b>Longest Losing Streak</b>	3 (11/29/98-1/31/00)	None	2 (11/29/98-1/31/00)
<b>Most Goals by Nashville</b>	5 (3/4/01, 5-2)	5 (3/4/01, 5-2)	4 (twice, last 3/25/04, 4-2)
<b>Most Goals by NY Rangers</b>	7 (2/15/99, 4-7)	7 (2/15/99, 4-7)	5 (twice, last 1/31/00, 1-5)
<b>Most Goals by Both Teams</b>	11 (2/15/99, 4-7)	11 (2/15/99, 4-7)	6 (four times, last 3/25/04, 4-2)
<b>Last Five Games</b>	3-2-0	2-3-0-0	4-0-1-0
<b>Last Ten Games</b>	6-3-1-0	2-3-0-0	4-2-1-0
<b>Last Transaction</b>	6/21/08: Acquired a seventh-round selection (Jani Lajunen) in the 2008 NHL Entry Draft and a fourth-round selection in the 2009 NHL Entry Draft from the New York Rangers for the Rangers' fourth-round selection (via St. Louis, Dale Weise) in the 2008 NHL Entry Draft.		
<b>Series Notes</b>	10/18/06: Tomas Vokoun stopped 38 shots in a 3-0 shutout win at Madison Square Garden... 2/28/04: Andrew Hutchinson scored the overtime game-winner (3:50) in Nashville's 2-1 win... 12/23/00: David Legwand scored the first overtime penalty-shot goal in NHL history (vs. Kirk McLean) to power Nashville to a 3-2 win over the Rangers at Madison Square Garden... 2/15/99: Wayne Gretzky posted five points (Og-5a) in the Rangers' 7-4 win.		
<b>2008-09 Schedule</b>		3/12/09: N.Y. Rangers at Nashville	None



# NHL & OPPONENTS

## OTTAWA SENATORS

### 2007-2008 SEASON SERIES

#### @ NASHVILLE

Date Score W/ Goal

#### GOALS BY PERIOD

	1st	2nd	3rd	OT	Total
Nashville	2	1	3	--	6
Ottawa	1	1	3	--	5

#### INDIVIDUAL SCORING

Player	PREDATORS							
	GP	G	A	P	+/-	PIM	PP	SH
J.P. Dumont	1	1	3	4	2	0	0	0
Martin Erat	1	1	2	3	0	0	0	0
Ryan Suter	1	1	1	2	2	0	0	0
Jason Arnott	1	0	2	2	3	0	0	0
Greg De Vries	1	1	0	1	-2	0	0	0
Martin Gelas	1	1	0	1	1	0	0	0
Dan Hamhuis	1	1	0	1	-3	0	1	0
Jordin Tootoo	1	0	1	1	1	0	0	0
Radek Bonk	1	0	0	0	-3	0	0	0
Vernon Fiddler	1	0	0	0	-1	0	0	0
David Legwand	1	0	0	0	-1	0	0	0
Scott Nichol	1	0	0	0	1	0	0	0
Jed Ortmeyer	1	0	0	0	-1	0	0	0
Alexander Radulov	1	0	0	0	0	0	0	0
Jerred Smithson	1	0	0	0	-1	0	0	0
Shea Weber	1	0	0	0	1	2	0	0
Greg Zanon	1	0	0	0	0	2	0	0
Marek Zidlicky	1	0	0	0	2	0	0	0

Power Play: 1-3 33.3% / Penalty Killing: 2-2 100.0%

#### GOALTENDING

##### PREDATORS

Goalie	GP	Min	W-L-OT	GA	SA	SV	GAA	SV%
Dan Ellis	1	60	1-0-0	5	32	27	5.00	.844

##### SENATORS

Goalie	GP	Min	W-L-OT	GA	SA	SV	GAA	SV%
Martin Gerber	1	59	0-1-0	6	35	29	6.14	.829

#### @ OTTAWA

Date Score W/ Goal  
29 Nov '07 NSH 6 @ OTT 5 Martin Erat

#### SHOTS BY PERIOD

	1st	2nd	3rd	OT	Total
Nashville	14	7	14	--	35
Ottawa	8	11	13	--	32

Player	SENATORS							
	GP	G	A	P	+/-	PIM	PP	SH
Daniel Alfredsson	1	1	1	2	1	2	0	0
Jason Spezza	1	1	1	2	1	0	0	0
Joe Corvo	1	1	0	1	2	0	0	0
Dany Heatley	1	1	0	1	2	10	0	0
Antoine Vermette	1	1	0	1	-1	0	0	0
Nick Foligno	1	0	1	1	0	2	0	0
Dean McAmmond	1	0	1	1	-1	0	0	0
Chris Neil	1	0	1	1	0	2	0	0
Chris Phillips	1	0	1	1	-1	0	0	0
Wade Redden	1	0	1	1	2	0	0	0
Randy Robitaille	1	0	1	1	0	0	0	0
Christoph Schubert	1	0	1	1	1	0	0	0
Shean Donovan	1	0	0	0	0	0	0	0
Mike Fisher	1	0	0	0	-1	0	0	0
Chris Kelly	1	0	0	0	-1	0	0	0
Andrej Meszaros	1	0	0	0	-2	2	0	0
Luke Richardson	1	0	0	0	-2	0	0	0
Anton Volchenkov	1	0	0	0	0	0	0	0

Power Play: 0-2 0.0% / Penalty Killing: 2-3 66.7%





	OVERALL							HOME							ROAD						
Season	GP	W	L	OT	PTS	GF	GA	GP	W	L	OT	PTS	GF	GA	GP	W	L	OT	PTS	GF	GA
1998-99	2	0	2	0	0	2	6	1	0	1	0	0	1	3	1	0	1	0	0	1	3
1999-00	1	1	0	0	2	2	1	0	0	0	0	0	0	0	1	1	0	0	2	2	1
2000-01	1	0	1	0	0	0	4	1	0	1	0	0	0	4	0	0	0	0	0	0	0
2001-02	2	1	1	0	2	6	5	1	1	0	0	2	4	2	1	0	1	0	0	2	3
2002-03	2	1	1	0	2	3	6	1	1	0	0	2	3	2	1	0	1	0	0	0	4
2003-04	1	0	1	0	0	2	4	0	0	0	0	0	0	0	1	0	1	0	0	2	4
2006-07	1	1	0	0	2	6	0	1	1	0	0	2	6	0	0	0	0	0	0	0	0
2007-08	1	1	0	0	2	6	5	0	0	0	0	0	0	0	1	1	0	0	2	6	5
Totals	11	5	6	0	10	27	31	5	3	2	0	6	14	11	6	2	4	0	4	13	20

OT column includes both ties and overtime losses in 1999-00, 2000-01, 2001-02, 2002-03 and 2003-04.

OT column includes ties in 1998-99.

	DATE	VISITOR	HOME
<b>1998-99</b>	October 17, 1998	Nashville	1
	December 1, 1998	<b>OTTAWA</b>	3
<b>1999-00</b>	November 11, 1999	<b>NASHVILLE</b>	2
<b>2000-01</b>	March 24, 2001	<b>OTTAWA</b>	4
<b>2001-02</b>	November 10, 2001	Nashville	2
	December 6, 2001	Ottawa	2
<b>2002-03</b>	December 30, 2002	Ottawa	2
	February 22, 2003	Nashville	0
<b>2003-04</b>	March 6, 2004	Nashville	2
<b>2006-07</b>	December 14, 2006	Ottawa	0
<b>2007-08</b>	November 29, 2007	<b>NASHVILLE</b>	6

	OVERALL	AT NASHVILLE	AT OTTAWA
<b>Current Trend</b>	2 Nashville wins (12/14/06-11/29/07)	3 Nashville wins (12/6/01-12/14/06)	1 Nashville win (11/29/07)
<b>Last Win</b>	11/29/07 (6-5)	12/14/06 (6-0)	11/29/07 (6-5)
<b>Last Loss</b>	3/6/04 (2-4)	3/24/01 (0-4)	3/6/04 (2-4)
<b>Last Tie</b>	None	None	None
<b>Overtime Record</b>	0-0-0	0-0-0	0-0-0
<b>Longest Unbeaten Streak</b>	2 (twice, last 2-0-0, 12/14/06-11/29/07)	3 (3-0-0-0, 12/6/01-12/14/06)	None
<b>Longest Winning Streak</b>	2 (twice, last 12/14/06-11/29/07)	3 (12/6/01-12/14/06)	None
<b>Longest Winless Streak</b>	2 (three times, last 0-2-0-0, 2/22/03-3/6/04)	2 (0-2-0-0, 12/1/98-3/24/01)	3 (0-3-0-0, 11/10/01-3/6/04)
<b>Longest Losing Streak</b>	2 (three times, last 2/22/03-3/6/04)	2 (12/1/98-3/24/01)	3 (11/10/01-3/6/04)
<b>Most Goals by Nashville</b>	6 (twice, last 11/29/07, 6-5)	6 (12/14/06, 6-0)	6 (11/29/07, 6-5)
<b>Most Goals by Ottawa</b>	5 (11/29/07, 6-5)	4 (3/24/01, 0-4)	5 (11/29/07, 6-5)
<b>Most Goals by Both Teams</b>	11 (11/29/07, 6-5)	6 (twice, last 12/14/06, 6-0)	11 (11/29/07, 6-5)
<b>Last Five Games</b>	3-2-0-0	3-2-0-0	2-3-0-0
<b>Last Ten Games</b>	5-5-0-0	3-2-0-0	2-4-0-0
<b>Last Transaction</b>	6/20/08: Acquired a first-round selection (Chet Pickard) in the 2008 NHL Entry Draft and a third-round selection in the 2009 NHL Entry Draft from Ottawa for a first-round selection (Erik Karlsson) in the 2008 NHL Entry Draft.		
<b>Series Notes</b>	11/29/07: After Ottawa rallied with two goals to knot the score at 5-5, Martin Erat scored the game-winner with 23 seconds remaining in regulation in Nashville's 6-5 win at Scotiabank Place... 12/14/06: Steve Sullivan scored three goals in a span of 5:56 as the Predators shut out Ottawa 6-0 at the Sommet Center. Chris Mason earned the win in net with 22 saves... 12/1/98: Eric Fichaud stopped the first penalty shot taken against the Predators (awarded to Shaun Van Allen).		
<b>2008-09 Schedule</b>		2/16/09: Ottawa at Nashville	None



## NHL & OPPONENTS

# PHILADELPHIA FLYERS

### 2006-07 SEASON SERIES

#### @ NASHVILLE

Date	Score	W/ Goal
	no games	

### GOALS BY PERIOD

	1st	2nd	3rd	OT	Total
Nashville	1	1	1	--	3
Philadelphia	1	0	1	--	2

### INDIVIDUAL SCORING

PREDATORS									
PLAYER	GP	G	A	P	+/-	PIM	PP	SH	
Martin Erat	1	1	0	1	1	0	0	0	
Alexander Radulov	1	1	0	1	-1	0	0	0	
Steve Sullivan	1	1	0	1	1	2	0	0	
J.P. Dumont	1	0	1	1	1	0	0	0	
Dan Hamhuis	1	0	1	1	2	2	0	0	
Paul Kariya	1	0	1	1	1	0	0	0	
Shea Weber	1	0	1	1	2	0	0	0	
Vernon Fiddler	1	0	0	0	1	0	0	0	
Scott Hartnell	1	0	0	0	-1	0	0	0	
David Legwand	1	0	0	0	1	0	0	0	
Scott Nichol	1	0	0	0	-1	0	0	0	
Jerrold Smithson	1	0	0	0	-1	0	0	0	
Ryan Suter	1	0	0	0	0	0	0	0	
Kimmo Timonen	1	0	0	0	-1	2	0	0	
Jordin Tootoo	1	0	0	0	0	0	0	0	
Josef Vasicek	1	0	0	0	1	0	0	0	
Greg Zanon	1	0	0	0	0	0	0	0	
Marek Zidlicky	1	0	0	0	-1	0	0	0	
Power Play: 0-4 0.0% / Penalty Killing: 2-2 100.0%									

#### @ PHILADELPHIA

Date	Score	W/ Goal
29 Nov '06	NSH 3 @ PHI 2	Martin Erat

### SHOTS BY PERIOD

	1st	2nd	3rd	OT	Total
Nashville	13	8	8	--	29
Philadelphia	10	5	11	--	26

#### FLYERS

Player	GP	G	A	P	+/-	PIM	PP	SH	
Mike Knuble	1	1	0	1	0	0	0	0	
R.J. Umberger	1	1	0	1	1	0	0	0	
Peter Forsberg	1	0	1	1	0	2	0	0	
Simon Gagne	1	0	1	1	0	0	0	0	
Randy Robitaille	1	0	1	1	1	0	0	0	
Geoff Sanderson	1	0	1	1	1	2	0	0	
Kyle Calder	1	0	0	0	-1	0	0	0	
Ben Eager	1	0	0	0	-1	2	0	0	
Derian Hatcher	1	0	0	0	0	0	0	0	
Randy Jones	1	0	0	0	1	2	0	0	
Boyd Kane	1	0	0	0	-1	0	0	0	
Sami Kapanen	1	0	0	0	-1	0	0	0	
Freddy Meyer	1	0	0	0	0	0	0	0	
Petr Nedved	1	0	0	0	-1	0	0	0	
Alexandre Picard	1	0	0	0	-2	0	0	0	
Mike Rathje	1	0	0	0	1	2	0	0	
Mike Richards	1	0	0	0	-1	2	0	0	
Jussi Timonen	1	0	0	0	-2	0	0	0	
Power Play: 0-2 0.0% / Penalty Killing: 4-4 100.0%									

### GOALTENDING

#### PREDATORS

	GP	Min	W-L-OT	GA	SA	SV	GAA	SV%
Chris Mason	1	60	1-0-0	2	26	24	2.00	.923

#### FLYERS

	GP	Min	W-L-OT	GA	SA	SV	GAA	SV%
Antero Niittymaki	1	59	0-1-0	3	29	26	3.06	.897

Wachovia Center • 3601 South Broad St.  
Philadelphia, PA 19148 • (215) 465-4500

**GM:** Paul Holmgren

**Head Coach:** John Stevens

**PR:** Zack Hill, Joe Klueg, Kevin Kurz



Season	OVERALL							HOME							ROAD						
	GP	W	L	OT	PTS	GF	GA	GP	W	L	OT	PTS	GF	GA	GP	W	L	OT	PTS	GF	GA
1998-99	2	0	2	0	0	1	10	1	0	1	0	0	1	2	1	0	1	0	0	0	8
1999-00	2	0	1	1	1	1	3	1	0	1	0	0	0	2	1	0	0	1	1	1	1
2000-01	2	1	0	1	3	5	3	1	0	0	1	1	2	2	1	1	0	0	2	3	1
2001-02	1	1	0	0	2	3	2	0	0	0	0	0	0	0	1	1	0	0	2	3	2
2002-03	1	0	0	1	1	1	1	1	0	0	1	1	1	1	0	0	0	0	0	0	0
2003-04	1	0	1	0	0	2	5	0	0	0	0	0	0	0	1	0	1	0	0	2	5
2005-06	1	1	0	0	2	4	3	1	1	0	0	2	4	3	0	0	0	0	0	0	0
2006-07	1	1	0	0	2	3	2	0	0	0	0	0	0	0	1	1	0	0	2	3	2
Totals	11	4	4	3	11	20	29	5	1	2	2	4	8	10	6	3	2	1	7	12	19

OT column includes both ties and overtime losses in 1999-00 (one road tie), 2000-01 (one home tie), 2001-02, 2002-03 (one home tie) and 2003-04.

OT column includes ties in 1998-99.

	DATE	VISITOR	HOME
<b>1998-99</b>	January 11, 1999	Nashville	0
	April 1, 1999	<b>PHILADELPHIA</b>	2
<b>1999-00</b>	December 19, 1999	Nashville	1
	March 21, 2000	<b>PHILADELPHIA</b>	2
<b>2000-01</b>	November 2, 2000	<b>NASHVILLE</b>	3
	December 12, 2000	Philadelphia	2
<b>2001-02</b>	January 24, 2002	<b>NASHVILLE</b>	3
<b>2002-03</b>	March 25, 2003	Philadelphia	1
<b>2003-04</b>	March 3, 2004	Nashville	2
<b>2005-06</b>	December 3, 2005	Philadelphia	3
<b>2006-07</b>	November 29, 2006	<b>NASHVILLE</b>	3

	OVERALL	AT NASHVILLE	AT PHILADELPHIA
<b>Current Trend</b>	2 Nashville wins (12/3/05-11/29/06)	1 Nashville win (12/3/05)	1 Nashville win (11/29/06)
<b>Last Win</b>	11/29/06 (3-2)	12/3/05 (4-3 SO)	11/29/06 (3-2)
<b>Last Loss</b>	3/3/04 (2-5)	3/21/00 (0-2)	3/3/04 (2-5)
<b>Last Tie</b>	3/25/03 (1-1 OT)	3/25/03 (1-1 OT)	12/19/99 (1-1 OT)
<b>Overtime Record</b>	2-0-3	1-0-2	1-0-1
<b>Longest Unbeaten Streak</b>	4 (2-0-2-0, 11/2/00-3/25/03)	3 (1-0-2-0, 12/12/00-12/3/05)	3 (2-0-1-0, 12/19/99-1/24/02)
<b>Longest Winning Streak</b>	2 (12/3/05-11/29/06)	None	2 (11/2/00-1/24/02)
<b>Longest Winless Streak</b>	4 (0-3-1-0, 1/11/99-3/21/00)	4 (0-2-2-0, 4/1/99-3/25/03)	2 (0-1-1-0, 1/11-12/19/99)
<b>Longest Losing Streak</b>	2 (1/11-4/1/99)	2 (4/1/99-3/21/00)	None
<b>Most Goals by Nashville</b>	4 (12/3/05, 4-3 SO)	4 (12/3/05, 4-3 SO)	3 (three times, last 11/29/06, 3-2)
<b>Most Goals by Philadelphia</b>	8 (1/11/99, 0-8)	3 (12/3/05, 4-3 SO)	8 (1/11/99, 0-8)
<b>Most Goals by Both Teams</b>	8 (1/11/99, 0-8)	7 (12/3/05, 4-3 SO)	8 (1/11/99, 0-8)
<b>Last Five Games</b>	3-1-1-0	1-2-2-0	3-1-1-0
<b>Last Ten Games</b>	4-3-3-0	1-2-2-0	3-2-1-0
<b>Last Transaction</b>	6/18/07: Acquired a first-round selection in the 2007 NHL Entry Draft (Jonathon Blum) from Philadelphia for forward Scott Hartnell and defenseman Kimmo Timonen.		
<b>Series Notes</b>	12/3/05: Philadelphia, the last team unbeaten in Nashville, fell for the first time at the Sommet Center. Steve Sullivan scored the game-deciding goal in the shootout in Nashville's 4-3 win... 1/24/02: Denis Arkhipov scored in overtime (1:16) as the Predators defeated the Flyers 3-2.		
<b>2008-09 Schedule</b>	None		3/7/09: Nashville at Philadelphia



# NHL & OPPONENTS

## PHOENIX COYOTES

### 2007-08 SEASON SERIES

#### @ NASHVILLE

Date	Score	W/ Goal
02 Feb '08 *	PHX 2 @ NSH 3	Alexander Radulov
11 Oct '07	PHX 6 @ NSH 3	Martin Hanzal

### GOALS BY PERIOD

	1st	2nd	3rd	OT	Total
<b>Nashville</b>	4	5	5	1	15
<b>Phoenix</b>	3	7	4	1	15

### INDIVIDUAL SCORING

PREDATORS									
PLAYER	GP	G	A	P	+/-	PIM	PP	SH	
Radek Bonk	3	3	3	6	2	0	1	0	
Alexander Radulov	4	2	3	5	3	2	0	0	
Martin Erat	3	2	2	4	-3	0	0	0	
Rich Peverley	3	2	2	4	4	4	0	0	
J.P. Dumont	4	1	3	4	0	2	0	0	
Jason Arnott	3	1	3	4	0	0	0	0	
David Legwand	3	2	1	3	-1	6	0	0	
Vernon Fiddler	4	1	2	3	-1	2	1	0	
Martin Gelinas	4	1	1	2	0	2	0	0	
Greg De Vries	4	0	2	2	4	4	0	0	
Marek Zidlicky	4	0	2	2	-3	4	0	0	
Dan Hamhuis	3	0	2	2	0	0	0	0	
Shea Weber	3	0	2	2	0	0	0	0	
Scott Nichol	4	0	1	1	1	5	0	0	
Ryan Suter	4	0	1	1	-4	2	0	0	
Jed Ortmeyer	4	0	0	0	-1	2	0	0	
Jerred Smithson	4	0	0	0	-2	2	0	0	
Greg Zanon	4	0	0	0	4	0	0	0	
Ville Koistinen	3	0	0	0	1	0	0	0	
Darcy Hordichuk	2	0	0	0	0	5	0	0	
Josh Langfeld	1	0	0	0	0	0	0	0	
Jordin Tootoo	1	0	0	0	0	0	0	0	
Power Play: 2-14 14.3% / Penalty Killing: 12-15 80.0%									

### GOALTENDING

#### PREDATORS

	GP	MIN	W-L-OT	GA	SA	SV	GAA	SV%
Dan Ellis	2	124	2-0-0	5	70	65	2.42	.929
Chris Mason	2	122	0-1-1	9	53	44	4.43	.830

#### COYOTES

	GP	MIN	W-L-OT	GA	SA	SV	GAA	SV%
Ilya Bryzgalov	3	142	1-0-1	9	77	68	3.80	.883
Alexander Auld	1	60	1-0-0	3	39	36	3.02	.923
Mikael Tellqvist	1	45	0-1-0	2	19	17	2.64	.895

#### @ PHOENIX

Date	Score	W/ Goal
10 Feb '08	NSH 6 @ PHX 3	J.P. Dumont
24 Jan '08 *	NSH 3 @ PHX 4	Zbynek Michalek
* overtime ** shootout		

### SHOTS BY PERIOD

	1st	2nd	3rd	OT	Total
<b>Nashville</b>	43	45	41	7	136
<b>Phoenix</b>	38	44	40	2	124

COYOTES									
PLAYER	GP	G	A	P	+/-	PIM	PP	SH	
Radim Vrbata	4	4	2	6	-2	0	0	0	
Steven Reinprecht	4	1	4	5	1	2	0	0	
Fredrik Sjostrom	3	3	1	4	1	2	1	1	
Shane Doan	4	2	2	4	-2	0	1	0	
Ed Jovanovski	4	1	1	2	-3	6	0	0	
Derek Morris	4	1	1	2	1	4	1	0	
Daniel Winnik	4	1	1	2	3	0	0	0	
Martin Hanzal	3	1	1	2	2	0	0	0	
Zbynek Michalek	3	1	1	2	1	0	0	0	
Peter Mueller	4	0	2	2	-6	2	0	0	
Craig Weller	4	0	2	2	3	12	0	0	
Mathias Tjarnqvist	3	0	2	2	0	2	0	0	
Niko Kapanen	4	0	1	1	0	2	0	0	
Michael York	4	0	1	1	1	0	0	0	
Joel Perrault	3	0	1	1	-7	0	0	0	
Keith Ballard	4	0	0	0	1	2	0	0	
Nick Boynton	4	0	0	0	0	2	0	0	
Keith Yandle	3	0	0	0	-2	0	0	0	
Daniel Carcillo	2	0	0	0	0	30	0	0	
Matt Jones	1	0	0	0	1	0	0	0	
Freddy Meyer	1	0	0	0	0	0	0	0	
Pete Vandermeer	1	0	0	0	0	0	0	0	
Michael Zigomanis	1	0	0	0	0	0	0	0	
Power Play: 3-15 20.0% / Penalty Killing: 12-14 85.7%									



Season	OVERALL							HOME							ROAD						
	GP	W	L	OT	PTS	GF	GA	GP	W	L	OT	PTS	GF	GA	GP	W	L	OT	PTS	GF	GA
1998-99	4	2	2	0	4	10	12	2	1	1	0	2	3	5	2	1	1	0	2	7	7
1999-00	4	1	2	1	3	13	16	2	0	1	1	1	7	10	2	1	1	0	2	6	6
2000-01	4	3	1	0	6	14	11	2	2	0	0	4	8	4	2	1	1	0	2	6	7
2001-02	4	0	4	0	0	6	11	2	0	2	0	0	2	4	2	0	2	0	0	4	7
2002-03	4	1	2	1	3	6	8	2	1	1	0	2	5	5	2	0	1	1	1	1	3
2003-04	4	3	0	1	7	18	9	2	1	0	1	3	7	6	2	2	0	0	4	11	3
2005-06	4	3	1	0	6	15	10	2	2	0	0	4	7	1	2	1	1	0	2	8	9
2006-07	4	2	2	0	4	12	8	2	2	0	0	4	8	2	2	0	2	0	0	4	6
2007-08	4	2	1	1	5	15	15	2	1	1	0	2	6	8	2	1	0	1	3	9	7
Totals	36	17	15	4	38	109	100	18	10	6	2	22	53	45	18	7	9	2	16	56	55

OT column includes both ties and overtime losses in 1999-00 (one home tie), 2000-01, 2001-02, 2002-03 (one road OTL) and 2003-04 (one home tie).

OT column includes ties in 1998-99 (one home tie).

	DATE	VISITOR	HOME
<b>1998-99</b>	January 15, 1999	Phoenix	0 <b>NASHVILLE</b> 2
	January 31, 1999	<b>PHOENIX</b>	5 Nashville 1
	March 7, 1999	Nashville	3 <b>PHOENIX</b> 4
	April 9, 1999	<b>NASHVILLE</b>	4 Phoenix 3
<b>1999-00</b>	November 30, 1999	<b>PHOENIX</b>	6 Nashville 3
	January 18, 1999	Phoenix	4 Nashville 4 OT
	March 17, 2000	<b>NASHVILLE</b>	4 Phoenix 3 OT
	April 5, 2000	Nashville	2 <b>PHOENIX</b> 3
<b>2000-01</b>	January 29, 2001	<b>NASHVILLE</b>	5 Phoenix 2
	March 6, 2001	Nashville	1 <b>PHOENIX</b> 5
	March 17, 2001	Phoenix	1 <b>NASHVILLE</b> 4
	March 29, 2001	Phoenix	3 <b>NASHVILLE</b> 4 OT
<b>2001-02</b>	November 29, 2001	Nashville	0 <b>PHOENIX</b> 1
	January 21, 2002	<b>PHOENIX</b>	1 Nashville 0
	March 15, 2002	<b>PHOENIX</b>	3 Nashville 2
	April 14, 2002	Nashville	4 <b>PHOENIX</b> 6

	DATE	VISITOR	HOME
<b>2002-03</b>	October 22, 2002	<b>PHOENIX</b>	2 Nashville 1
	November 3, 2002	Nashville	1 <b>PHOENIX</b> 2 OT
	January 11, 2003	Phoenix	3 <b>NASHVILLE</b> 4 OT
	April 4, 2003	Nashville	0 <b>PHOENIX</b> 1
<b>2003-04</b>	December 22, 2003	Phoenix	3 Nashville 3 OT
	December 27, 2003	<b>NASHVILLE</b>	3 Phoenix 1
	January 15, 2004	Phoenix	3 <b>NASHVILLE</b> 4
	February 21, 2004	<b>NASHVILLE</b>	8 Phoenix 2
<b>2005-06</b>	October 13, 2005	<b>NASHVILLE</b>	5 Phoenix 4 SO
	March 16, 2006	Phoenix	0 <b>NASHVILLE</b> 2
	March 28, 2006	Nashville	3 <b>PHOENIX</b> 5
	April 15, 2006	Phoenix	1 <b>NASHVILLE</b> 5
<b>2006-07</b>	October 14, 2006	Phoenix	1 <b>NASHVILLE</b> 4
	December 4, 2006	Nashville	2 <b>PHOENIX</b> 3
	February 1, 2007	Nashville	2 <b>PHOENIX</b> 3
	February 19, 2007	Phoenix	1 <b>NASHVILLE</b> 4
<b>2007-08</b>	October 11, 2007	<b>PHOENIX</b>	6 Nashville 3
	January 24, 2008	Nashville	3 <b>PHOENIX</b> 4 OT
	February 2, 2008	Phoenix	2 <b>NASHVILLE</b> 3 OT
	February 10, 2008	<b>NASHVILLE</b>	6 Phoenix 3

	OVERALL	AT NASHVILLE	AT PHOENIX
<b>Current Trend</b>	2 Nashville wins (2/2/10/08)	1 Nashville win (2/2/08)	1 Nashville win (2/10/08)
<b>Last Win</b>	2/10/08 (6-3)	2/2/08 (3-2 OT)	2/10/08 (6-3)
<b>Last Loss</b>	1/24/08 (4-3 OT)	11/01/07 (3-6)	1/24/08 (4-3 OT)
<b>Last Tie</b>	12/22/03 (3-3 OT)	12/22/03 (3-3 OT)	None
<b>Overtime Record</b>	4-2-2	2-0-2	2-2-0
<b>Longest Unbeaten Streak</b>	6 (5-0-1-0, 12/22/03-3/16/06)	7 (6-0-1-0, 1/11/03-2/19/07)	3 (3-0-0, 12/27/03-10/13/05)
<b>Longest Winning Streak</b>	5 (12/27/03-3/16/05)	5 (1/15/04-2/19/07)	3 (12/27/03-10/13/05)
<b>Longest Winless Streak</b>	6 (0-5-0-1, 11/29/01-11/3/02)	3 (twice, last 0-3-0-0, 1/21/10/22/02)	5 (0-6-0-1, 3/6/01-4/4/03)
<b>Longest Losing Streak</b>	6 (11/29/01-11/3/02)	3 (1/21/10/22/02)	5 (3/6/01-4/4/03)
<b>Most Goals by Nashville</b>	8 (2/21/04, 8-2)	5 (4/15/06, 5-1)	8 (2/21/04, 8-2)
<b>Most Goals by Phoenix</b>	6 (three times, last 10/11/07, 3-6)	6 (twice, last 10/11/07, 3-6)	6 (4/14/02, 4-6)
<b>Most Goals by Both Teams</b>	10 (twice, last 2/21/04, 8-2)	9 (twice, last 10/11/07, 3-6)	10 (twice, last 2/21/04, 8-2)
<b>Last Five Games</b>	3-1-1	4-1-0	1-3-1
<b>Last Ten Games</b>	5-4-1	7-2-1-0	4-4-0-2
<b>Last Transaction</b>	6/21/08: Acquired Toronto's second-round selection (Roman Josi) in the 2008 NHL Entry Draft from Phoenix for a second-round (traded to Florida; Panthers selected Colby Robak) and a third-round selection (Mathieu Brodeur) in the 2008 NHL Entry Draft.		
<b>Series Notes</b>	4/15/06: Goaltender Chris Mason was credited with a goal - a first in franchise history - in Nashville's 5-1 win at the Sommet Center... 12/27/03: Nashville won the first contest in Phoenix's Jobing.com Arena, 3-1... 12/22/03: Scott Walker notched his second career hat trick in a 3-3 tie at the Sommet Center... 1/15/99: Tomas Vokoun recorded 31 saves en route to the franchise's first shutout victory (2-0).		
<b>2008-09 Schedule</b>	2/3/09: Phoenix at Nashville		12/18/08: Nashville at Phoenix
	2/26/09: Phoenix at Nashville		3/18/09: Nashville at Phoenix



# NHL & OPPONENTS

## PITTSBURGH PENGUINS

### 2006-07 SEASON SERIES

#### @ NASHVILLE

Date	Score	W/ Goal
	no games	

### GOALS BY PERIOD

	1st	2nd	3rd	OT	Total
Nashville	1	0	0	--	1
Pittsburgh	0	2	2	--	4

### INDIVIDUAL SCORING

PREDATORS								
PLAYER	GP	G	A	P	+/-	PIM	PP	SH
Scott Nichol	1	1	0	1	0	0	0	0
Sheldon Brookbank	1	0	1	1	0	2	0	0
Scott Hartnell	1	0	1	1	1	4	0	0
Jason Arnott	1	0	0	0	-1	2	0	0
J.P. Dumont	1	0	0	0	-1	0	0	0
Martin Erat	1	0	0	0	-1	0	0	0
Vernon Fiddler	1	0	0	0	0	0	0	0
Dan Hamhuis	1	0	0	0	-1	0	0	0
Darcy Hordichuk	1	0	0	0	0	5	0	0
Paul Kariya	1	0	0	0	-2	0	0	0
David Legwand	1	0	0	0	-1	0	0	0
Alexander Radulov	1	0	0	0	-1	0	0	0
Jerred Smithson	1	0	0	0	0	0	0	0
Steve Sullivan	1	0	0	0	-2	0	0	0
Ryan Suter	1	0	0	0	-2	0	0	0
Kimmo Timonen	1	0	0	0	-1	2	0	0
Greg Zanon	1	0	0	0	1	0	0	0
Marek Zidlicky	1	0	0	0	0	6	0	0
Power Play: 0-4 0.0% / Penalty Killing: 6-7 85.7%								

### GOALTENDING

#### PREDATORS

	GP	Min	W-L-OT	GA	SA	SV	GAA	SV%
Chris Mason	1	59	0-1-0	3	25	22	3.03	.880

#### PENGUINS

	GP	Min	W-L-OT	GA	SA	SV	GAA	SV%
Marc-Andre Fleury	1	59	1-0-0	1	26	25	1.01	.962

#### @ PITTSBURGH

Date	Score	W/ Goal
06 Feb '07	NSH 1 @ PIT 4	Evgeni Malkin

### SHOTS BY PERIOD

	1st	2nd	3rd	OT	Total
Nashville	5	14	7	--	26
Pittsburgh	10	9	7	--	26

PENGUINS								
PLAYER	GP	G	A	P	+/-	PIM	PP	SH
Mark Recchi	1	1	2	3	1	0	0	0
Evgeni Malkin	1	1	1	2	0	2	1	0
Sidney Crosby	1	0	2	2	2	2	0	0
Jarkko Ruutu	1	1	0	1	1	0	0	0
Jordan Staal	1	1	0	1	1	0	0	0
Colby Armstrong	1	0	1	1	1	0	0	0
Sergei Gonchar	1	0	1	1	1	0	0	0
Erik Christensen	1	0	0	0	0	0	0	0
Mark Eaton	1	0	0	0	1	0	0	0
Ryan Malone	1	0	0	0	0	2	0	0
Dominic Moore	1	0	0	0	-1	2	0	0
Alain Nasreddine	1	0	0	0	1	0	0	0
Brooks Orpik	1	0	0	0	0	0	0	0
Michel Ouellet	1	0	0	0	0	0	0	0
Ronald Petrovicky	1	0	0	0	0	0	0	0
Robert Scuderi	1	0	0	0	1	2	0	0
Maxime Talbot	1	0	0	0	1	5	0	0
Ryan Whitney	1	0	0	0	0	0	0	0
Power Play: 1-7 14.3% / Penalty Killing: 4-4 100.0%								



Mellon Arena • 66 Mario Lemieux Place  
Pittsburgh, PA 15219 • (412) 642-1300

**GM:** Ray Shero

**Head Coach:** Michel Therrien

**PR:** Frank Buonomo, Jennifer Bullano, Erik Heasley



Season	OVERALL							HOME							ROAD						
	GP	W	L	OT	PTS	GF	GA	GP	W	L	OT	PTS	GF	GA	GP	W	L	OT	PTS	GF	GA
1998-99	2	0	1	1	1	3	4	1	0	1	0	0	2	3	1	0	0	1	1	1	1
1999-00	2	1	1	0	2	6	8	1	1	0	0	2	4	2	1	0	1	0	0	2	6
2000-01	2	1	1	0	2	4	4	1	0	1	0	0	1	3	1	1	0	0	2	3	1
2001-02	1	1	0	0	2	5	0	1	1	0	0	2	5	0	0	0	0	0	0	0	0
2002-03	2	1	0	1	3	8	2	1	1	0	0	2	6	0	1	0	0	1	1	2	2
2003-04	2	2	0	0	4	12	6	1	1	0	0	2	3	2	1	1	0	0	2	9	4
2005-06	1	1	0	0	2	5	4	1	1	0	0	2	5	4	0	0	0	0	0	0	0
2006-07	1	0	1	0	0	1	4	0	0	0	0	0	0	0	1	0	1	0	0	1	4
Totals	13	7	4	2	16	44	32	7	5	2	0	10	26	14	6	2	2	2	6	18	18

OT column includes both ties and overtime losses in 1999-00, 2000-01, 2001-02, 2002-03 (one road tie) and 2003-04.

OT column includes ties in 1998-99 (one road tie).

	DATE	VISITOR	HOME
<b>1998-99</b>	February 13, 1999	<b>PITTSBURGH</b>	Nashville 2 OT
	March 20, 1999	Nashville	Pittsburgh 1 OT
<b>1999-00</b>	November 13, 1999	Nashville	<b>PITTSBURGH</b> 6
	January 15, 2000	Pittsburgh	<b>NASHVILLE</b> 4
<b>2000-01</b>	October 7, 2000	<b>NASHVILLE</b>	Pittsburgh 1
	October 8, 2000	<b>PITTSBURGH</b>	Nashville 1
<b>2001-02</b>	November 23, 2001	Pittsburgh	<b>NASHVILLE</b> 5
<b>2002-03</b>	February 27, 2003	Pittsburgh	<b>NASHVILLE</b> 6
	March 12, 2003	Nashville	Pittsburgh 2 OT
<b>2003-04</b>	January 1, 2004	Pittsburgh	<b>NASHVILLE</b> 3
	March 4, 2004	<b>NASHVILLE</b>	Pittsburgh 4
<b>2005-06</b>	January 15, 2006	Pittsburgh	<b>NASHVILLE</b> 5
<b>2006-07</b>	February 6, 2007	Nashville	<b>PITTSBURGH</b> 4

	OVERALL	AT NASHVILLE	AT PITTSBURGH
<b>Current Trend</b>	1 Pittsburgh win (2/6/07)	4 Nashville wins (11/23/01-1/15/06)	1 Pittsburgh win (2/6/07)
<b>Last Win</b>	1/15/06 (5-4)	1/15/06 (5-4)	3/4/04 (9-4)
<b>Last Loss</b>	2/6/07 (1-4)	10/8/00 (1-3)	2/6/07 (1-4)
<b>Last Tie</b>	3/12/03 (2-2 OT)	None	3/12/03 (2-2 OT)
<b>Overtime Record</b>	0-1-2	0-1-0	0-0-2
<b>Longest Unbeaten Streak</b>	6 (5-0-1-0, 11/23/01-1/15/06)	4 (4-0-0-0, 11/23/01-1/15/06)	3 (2-0-1-0, 10/7/00-3/4/04)
<b>Longest Winning Streak</b>	3 (1/1/04-1/15/06)	4 (11/23/01-1/15/06)	None
<b>Longest Winless Streak</b>	3 (0-2-1-0, 2/13-11/13/99)	None	2 (0-1-1-0, 3/20-11/13/99)
<b>Longest Losing Streak</b>	None	None	None
<b>Most Goals by Nashville</b>	9 (3/4/04, 9-4)	6 (2/27/03, 6-0)	9 (3/4/04, 9-4)
<b>Most Goals by Pittsburgh</b>	6 (11/13/99, 2-6)	4 (1/15/06, 5-4)	6 (11/13/99, 2-6)
<b>Most Goals by Both Teams</b>	13 (3/4/04, 9-4)	9 (1/15/06, 5-4)	13 (3/4/04, 9-4)
<b>Last Five Games</b>	3-1-1-0	4-1-0-0	2-2-1-0
<b>Last Ten Games</b>	7-2-1-0	5-2-0-0	2-2-2-0
<b>Last Transaction</b>	7/19/06: Nashville acquired a third-round selection in the 2007 NHL Entry Draft (Ryan Thang) from Pittsburgh for forwards Dominic Moore and Libor Pivko.		
<b>Series Notes</b>	3/4/04: Nashville scored a franchise-record nine goals - including a record six on the power play - in a 9-4 victory at the Mellon Arena. The win was Nashville's first at Mellon, and Dan Hamhuis set a franchise record for points by a rookie (1g-4a) and matched the team's all-time mark for points in a single game... 2/27/03: Greg Johnson registered three points (2g-1a) and Tomas Vokoun made 22 saves as Nashville downed Pittsburgh 6-0 at the Sommet Center... 11/23/01: Tomas Vokoun made 27 saves in a 5-0 win... 10/7-10/8/00: Nashville and Pittsburgh opened the 2000-01 season with a two-game head-to-head series at the Saitama Super Arena outside Tokyo, Japan. The first game (3-1 Nashville win) was designated a home game for Pittsburgh, and the second game (3-1 Pittsburgh win) was a Nashville home contest.		
<b>2008-09 Schedule</b>		1/8/09: Pittsburgh at Nashville	None



# NHL & OPPONENTS

## ST. LOUIS BLUES

### 2007-08 SEASON SERIES

#### @ NASHVILLE

Date	Score	W/ Goal
03 Apr '08	STL 2 @ NSH 3	Greg De Vries
16 Feb '08 *	STL 1 @ NSH 2	Shea Weber
21 Jan '08	STL 3 @ NSH 6	Martin Gelas
17 Nov '07 **	STL 3 @ NSH 2	Brad Boyes

### GOALS BY PERIOD

	1st	2nd	3rd	OT	Total
Nashville	6	9	7	2	24
St Louis	8	8	3	0	19

### Individual Scoring

PLAYER	PREDATORS							
	GP	G	A	P	+/-	PIM	PP	SH
Marek Zidlicky	8	0	6	6	3	6	0	0
Alexander Radulov	8	3	2	5	3	0	0	0
Martin Gelas	6	2	3	5	3	2	0	0
Jason Arnott	7	1	4	5	1	4	0	0
Scott Nichol	7	4	0	4	5	4	0	2
Jordin Tootoo	5	3	1	4	2	4	0	0
J.P. Dumont	7	2	2	4	-2	6	0	0
Shea Weber	7	2	2	4	0	9	2	0
Jan Hlavac	2	0	4	4	2	0	0	0
Jerred Smithson	8	1	2	3	1	2	0	1
Rich Peverley	5	1	2	3	2	0	0	0
Martin Erat	8	0	3	3	0	0	0	0
Dan Hamhuis	8	0	3	3	3	2	0	0
Ryan Suter	8	0	3	3	7	2	0	0
Greg De Vries	8	1	1	2	0	4	0	0
Vernon Fiddler	8	1	1	2	-2	2	0	0
David Legwand	6	1	1	2	-1	6	0	0
Brandon Bochenski	2	1	1	2	1	0	0	0
Radek Bonk	7	1	0	1	-2	4	0	0
Greg Zanon	8	0	0	0	-4	2	0	0
Jed Ortmeyer	5	0	0	0	-2	2	0	0
Darcy Hordichuk	3	0	0	0	0	5	0	0
Ville Koistinen	3	0	0	0	1	6	0	0

Power Play: 2-30 6.7% / Penalty Killing: 22-24 91.7%

#### @ ST LOUIS

Date	Score	W/ Goal
01 Apr '08 *	NSH 4 @ STL 3	Rich Peverley
19 Jan '08	NSH 5 @ STL 2	Scott Nichol
19 Nov '07	NSH 1 @ STL 2	Brad Boyes
10 Oct '07	NSH 1 @ STL 4	Brad Boyes

\* overtime \*\* shootout

### SHOTS BY PERIOD

	1st	2nd	3rd	OT	Total
Nashville	70	81	77	8	236
St Louis	74	74	49	2	199

PLAYER	BLUES							
	GP	G	A	P	+/-	PIM	PP	SH
Brad Boyes	8	6	0	6	-4	0	0	0
Andy McDonald	5	2	4	6	-4	2	1	0
Paul Kariya	8	1	5	6	-4	6	1	0
David Backes	6	1	4	5	1	2	0	0
David Perron	6	2	1	3	3	6	0	0
Jamal Mayers	8	1	2	3	-1	2	0	0
Lee Stempniak	7	1	2	3	0	0	0	0
Erik Johnson	7	0	3	3	-5	0	0	0
Ryan Johnson	8	1	1	2	2	0	0	0
Jay McClement	8	1	1	2	-5	4	0	0
Keith Tkachuk	8	1	1	2	-4	12	0	0
Barret Jackman	8	0	2	2	1	2	0	0
Dan Hinote	6	1	0	1	-2	2	0	0
Yan Stastny	1	1	0	1	1	0	0	0
Eric Brewer	7	0	1	1	-6	6	0	0
D.J. King	4	0	1	1	2	11	0	0
Christian Backman	3	0	1	1	0	0	0	0
Martin Rucinsky	3	0	1	1	-1	8	0	0
Steve Wagner	3	0	1	1	1	2	0	0
Doug Weight	3	0	1	1	1	2	0	0
Bryce Salvador	6	0	0	0	2	2	0	0
Jay McKee	5	0	0	0	-5	4	0	0
Matt Walker	5	0	0	0	4	4	0	0
Mike Johnson	3	0	0	0	-1	0	0	0
Jeff Woywitka	3	0	0	0	2	0	0	0
Mike Glumac	2	0	0	0	-1	5	0	0
Cam Janssen	2	0	0	0	-1	0	0	0
Micki Dupont	1	0	0	0	0	0	0	0

Power Play: 2-24 8.3% / Penalty Killing: 28-30 93.3%

### GOALTENDING

#### PREDATORS

	GP	Min	W-L-OT	GA	SA	SV	GAA	SV%
Chris Mason	6	330	3-2-1	13	130	117	2.37	.900
Dan Ellis	4	156	2-0-0	6	69	63	2.31	.913

#### BLUES

	GP	Min	W-L-OT	GA	SA	SV	GAA	SV%
Manny Legace	6	294	2-2-1	13	138	125	2.65	.906
Hannu Toivonen	5	190	1-1-1	10	97	87	3.15	.897



OVERALL					HOME					ROAD				
Season	GP	W	L	OT	PTS	GF	GA	GP	W	L	OT	PTS	GF	GA
1998-99	6	2	4	0	4	14	25	3	1	2	0	2	9	13
1999-00	6	1	3	2	4	11	16	3	0	2	1	1	5	8
2000-01	5	2	3	0	4	9	12	3	1	2	0	2	5	9
2001-02	5	0	4	1	1	9	21	2	0	1	1	1	4	6
2002-03	5	1	2	2	4	5	13	3	1	1	1	3	4	4
2003-04	6	2	3	1	5	10	12	3	2	1	0	4	8	6
2005-06	8	8	0	0	16	25	10	4	4	0	0	8	12	6
2006-07	8	7	1	0	14	26	16	4	4	0	0	8	13	7
2007-08	8	5	2	1	11	24	20	4	3	0	1	7	13	9
<b>Totals</b>	<b>57</b>	<b>28</b>	<b>22</b>	<b>7</b>	<b>63</b>	<b>133</b>	<b>145</b>	<b>29</b>	<b>16</b>	<b>9</b>	<b>4</b>	<b>36</b>	<b>73</b>	<b>68</b>

OT column includes both ties and overtime losses in 1999-00 (one home tie & one road OTL), 2000-01, 2001-02 (one home tie), 2002-03 (one home tie & one road OTL) and 2003-04 (one road tie).

OT column includes ties in 1998-99.

	DATE	VISITOR	HOME
<b>1998-99</b>	November 14, 1998	Nashville	1 <b>ST. LOUIS</b> 5
	November 19, 1998	St. Louis	2 <b>NASHVILLE</b> 3
	November 24, 1998	Nashville	0 <b>ST. LOUIS</b> 4
	January 1, 1999	<b>ST. LOUIS</b>	6 Nashville 5
	February 20, 1999	<b>NASHVILLE</b>	4 St. Louis 3
	March 2, 1999	<b>ST. LOUIS</b>	5 Nashville 1
<b>1999-00</b>	November 22, 1999	Nashville	2 <b>ST. LOUIS</b> 3 OT
	December 2, 1999	Nashville	1 <b>ST. LOUIS</b> 3
	December 10, 1999	<b>ST. LOUIS</b>	4 Nashville 2
	December 23, 1999	Nashville	2 Nashville 2 OT
	December 26, 1999	<b>ST. LOUIS</b>	3 St. Louis 2
	February 18, 2000	<b>ST. LOUIS</b>	2 Nashville 1
<b>2000-01</b>	October 31, 2000	<b>ST. LOUIS</b>	4 Nashville 2
	November 24, 2000	<b>ST. LOUIS</b>	4 Nashville 0
	January 4, 2001	<b>NASHVILLE</b>	4 St. Louis 2
	January 21, 2001	St. Louis	1 <b>NASHVILLE</b> 3
	April 7, 2001	Nashville	0 <b>ST. LOUIS</b> 1
<b>2001-02</b>	October 6, 2001	St. Louis	2 Nashville 2 OT
	December 30, 2001	Nashville	2 <b>ST. LOUIS</b> 7
	March 19, 2002	Nashville	1 <b>ST. LOUIS</b> 5
	March 30, 2002	<b>ST. LOUIS</b>	4 Nashville 2
	April 9, 2002	Nashville	2 <b>ST. LOUIS</b> 3
<b>2002-03</b>	October 30, 2002	Nashville	0 <b>ST. LOUIS</b> 7
	December 12, 2002	St. Louis	2 Nashville 2 OT
	January 7, 2003	St. Louis	1 <b>NASHVILLE</b> 2 OT
	March 4, 2003	Nashville	1 <b>ST. LOUIS</b> 2 OT
	March 15, 2003	<b>ST. LOUIS</b>	1 Nashville 0

	DATE	VISITOR	HOME
<b>2003-04</b>	October 16, 2003	St. Louis	1 <b>NASHVILLE</b> 4
	October 28, 2003	Nashville	0 <b>ST. LOUIS</b> 1
	December 6, 2003	Nashville	1 <b>ST. LOUIS</b> 4
	January 10, 2004	St. Louis	1 <b>NASHVILLE</b> 3
	March 11, 2004	Nashville	1 St. Louis 1 OT
	April 3, 2004	<b>ST. LOUIS</b>	4 Nashville 1
<b>2005-06</b>	October 15, 2005	<b>NASHVILLE</b>	4 St. Louis 1
	October 20, 2005	St. Louis	2 <b>NASHVILLE</b> 3 SO
	November 12, 2005	St. Louis	1 <b>NASHVILLE</b> 3
	January 4, 2006	<b>NASHVILLE</b>	4 St. Louis 3
	March 20, 2006	St. Louis	2 <b>NASHVILLE</b> 4
	April 1, 2006	St. Louis	1 <b>NASHVILLE</b> 2
<b>2006-07</b>	April 6, 2006	<b>NASHVILLE</b>	3 St. Louis 0
	April 11, 2006	<b>NASHVILLE</b>	2 St. Louis 0
	November 30, 2006	<b>NASHVILLE</b>	5 St. Louis 4
	December 16, 2006	St. Louis	2 <b>NASHVILLE</b> 3 SO
	December 17, 2006	<b>NASHVILLE</b>	2 St. Louis 1 OT
	December 26, 2006	St. Louis	2 <b>NASHVILLE</b> 3 SO
<b>2007-08</b>	January 6, 2007	St. Louis	2 <b>NASHVILLE</b> 3
	January 27, 2007	<b>NASHVILLE</b>	6 St. Louis 3
	February 16, 2007	Nashville	0 <b>ST. LOUIS</b> 1
	April 5, 2007	St. Louis	1 <b>NASHVILLE</b> 4
	October 10, 2007	Nashville	1 <b>ST. LOUIS</b> 4
	November 17, 2007	<b>ST. LOUIS</b>	3 Nashville 2 SO
	November 19, 2007	Nashville	1 <b>ST. LOUIS</b> 2
	January 19, 2008	<b>NASHVILLE</b>	5 St. Louis 2
	January 21, 2008	St. Louis	3 <b>NASHVILLE</b> 6
	February 16, 2008	St. Louis	1 <b>NASHVILLE</b> 2 OT
	April 1, 2008	<b>NASHVILLE</b>	4 St. Louis 3 OT
	April 3, 2008	St. Louis	2 <b>NASHVILLE</b> 3

	OVERALL	AT NASHVILLE	AT ST. LOUIS						
<b>Current Trend</b>	5 Nashville wins (1/19-4/3/08)	3 Nashville wins (1/21-4/3/08)	2 Nashville wins (1/19-4/1/08)						
<b>Last Win</b>	4/3/08 (3-2)	4/3/08 (3-2)	4/1/08 (4-3 OT)						
<b>Last Loss</b>	11/19/07 (1-2)	11/17/07 (2-3 SO)	11/19/07 (1-2)						
<b>Last Tie</b>	3/11/04 (1-1 OT)	12/12/02 (2-2 OT)	3/11/04 (1-1 OT)						
<b>Overtime Record</b>	7-3-4	5-1-3	2-2-1						
<b>Longest Unbeaten Streak</b>	14 (14-0-0-0, 10/15/05-1/27/07)	8 (8-0-0, 10/20/05-4/5/07)	8 (7-0-1-0, 3/11/04-1/27/07)						
<b>Longest Winning Streak</b>	14 (10/15/05-1/27/07)	8 (10/20/05-4/5/07)	7 (10/15/05-1/27/07)						
<b>Longest Winless Streak</b>	8 (0-6-2-0, 4/7/01-12/12/02)	7 (0-6-1-0, 1/1/99-11/24/00)	9 (0-7-1-1, 4/7/01-3/11/04)						
<b>Longest Losing Streak</b>	5 (12/30/01-10/30/02)	3 (twice, last 2/18-11/24/00)	8 (4/7/01-12/6/03)						
<b>Most Goals by Nashville</b>	6 (twice, last 1/22/08, 6-3)	6 (1/22/08, 6-3)	6 (1/27/07, 6-3)						
<b>Most Goals by St. Louis</b>	7 (twice, last 10/30/02, 0-7)	6 (1/1/99, 5-6)	7 (twice, last 10/30/02, 0-7)						
<b>Most Goals by Both Teams</b>	11 (1/1/99, 5-6)	11 (1/1/99, 5-6)	9 (three times, last 1/27/07, 6-3)						
<b>Last Five Games</b>	5-0-0	4-0-1	2-3-0						
<b>Last Ten Games</b>	6-3-1	9-0-1	7-2-1						
<b>Last Transaction</b>	6/20/08: Acquired the N.Y. Rangers' fourth-round selection in the 2008 NHL Entry Draft (traded to N.Y. Rangers; N.Y. Rangers selected Dale Weise) from St. Louis for goaltender Chris Mason.								
<b>Series Notes</b>	4/1/08: Rich Peverley scored at 1:43 of overtime to cap a 4-3 victory which saw the Predators overcome a three-goal deficit at the Scottrade Center... 2/19/08: Shea Weber scored 40 seconds into overtime to give Nashville a 2-1 win. The Predators held the Blues without a shot in both the third period and overtime... 1/19/08: Scott Nichol set a franchise record for shorthanded goals by an individual in a game/period with a pair of man-down markers as the Predators beat the Blues 5-2 at Scottrade Center... 4/6 & 4/11/06: Chris Mason shut out the Blues twice five days apart (3-0 and 2-0) at the Scottrade Center... 10/16/03: Dan Hamhuis scored his first NHL goal in Nashville's 4-1 win.								
<b>2008-09 Schedule</b>	<table><tr><td>11/25/08: St. Louis at Nashville</td><td>10/10/08: Nashville at St. Louis</td></tr><tr><td>2/2/09: St. Louis at Nashville</td><td>12/8/08: Nashville at St. Louis</td></tr><tr><td>2/19/09: St. Louis at Nashville</td><td>2/21/09: Nashville at St. Louis</td></tr></table>			11/25/08: St. Louis at Nashville	10/10/08: Nashville at St. Louis	2/2/09: St. Louis at Nashville	12/8/08: Nashville at St. Louis	2/19/09: St. Louis at Nashville	2/21/09: Nashville at St. Louis
11/25/08: St. Louis at Nashville	10/10/08: Nashville at St. Louis								
2/2/09: St. Louis at Nashville	12/8/08: Nashville at St. Louis								
2/19/09: St. Louis at Nashville	2/21/09: Nashville at St. Louis								



# NHL & OPPONENTS

## SAN JOSE SHARKS

### 2007-08 SEASON SERIES

#### @ NASHVILLE

Date	Score	W/ Goal
11 Mar '08	SJS 2 @ NSH 1	Milan Michalek
29 Dec '07	SJS 5 @ NSH 2	Matthew Carle

#### @ SAN JOSE

Date	Score	W/ Goal
09 Feb '08	NSH 3 @ SJS 4	Jonathan Cheechoo
20 Oct '07	NSH 0 @ SJS 3	Jeremy Roenick

### GOALS BY PERIOD

	1st	2nd	3rd	OT	Total
<b>Nashville</b>	1	3	2	--	6
<b>San Jose</b>	2	4	8	--	14

### SHOTS BY PERIOD

	1st	2nd	3rd	OT	Total
<b>Nashville</b>	32	19	32	--	83
<b>San Jose</b>	30	50	38	--	118

### INDIVIDUAL SCORING

PREDATORS								
PLAYER	GP	G	A	P	+/-	PIM	PP	SH
Vernon Fiddler	3	2	1	3	0	0	1	0
Alexander Radulov	4	1	1	2	-2	6	0	0
Radek Bonk	4	0	2	2	-3	4	0	0
Greg Zanon	4	0	2	2	-3	0	0	0
Jason Arnott	4	1	0	1	-3	4	1	0
J.P. Dumont	4	1	0	1	-3	0	0	0
Scott Nichol	4	1	0	1	1	8	0	0
Greg De Vries	4	0	1	1	-2	6	0	0
Dan Hamhuis	4	0	1	1	-5	4	0	0
Martin Erat	3	0	1	1	-1	2	0	0
Martin Gelas	3	0	1	1	1	0	0	0
Kevin Klein	2	0	1	1	-1	0	0	0
Shea Weber	2	0	1	1	0	2	0	0
Jerred Smithson	4	0	0	0	-1	0	0	0
Marek Zidlicky	4	0	0	0	0	2	0	0
Darcy Hordichuk	3	0	0	0	0	5	0	0
David Legwand	3	0	0	0	-3	0	0	0
Jed Ortmeyer	3	0	0	0	-1	0	0	0
Ryan Suter	3	0	0	0	-1	2	0	0
Jordin Tootoo	3	0	0	0	-3	2	0	0
Rich Peverley	2	0	0	0	0	0	0	0
Han Hlavac	1	0	0	0	0	2	0	0
Ville Koistinen	1	0	0	0	0	0	0	0

Power Play: 2-20 10.0% / Penalty Killing: 16-20 80.0%

SHARKS								
PLAYER	GP	G	A	P	+/-	PIM	PP	SH
Milan Michalek	4	3	4	7	6	0	0	0
Joe Thornton	4	0	7	7	5	6	0	0
Jonathan Cheechoo	4	3	3	6	4	2	1	0
Steve Bernier	3	1	2	3	1	2	0	0
Patrick Marleau	4	1	1	2	0	2	0	0
Torrey Mitchell	4	1	1	2	2	0	0	0
Craig Rivet	4	1	1	2	1	2	0	0
Matthew Carle	3	1	1	2	-1	0	1	0
Marc-Edouard Vlasic	4	0	2	2	3	6	0	0
Brian Campbell	1	0	2	2	1	0	0	0
Joe Pavelski	4	1	0	1	-1	2	1	0
Jeremy Roenick	3	1	0	1	-1	0	1	0
Marcel Goc	2	1	0	1	-1	0	0	0
Christian Ehrhoff	4	0	1	1	2	4	0	0
Mike Grier	4	0	1	1	2	0	0	0
Patrick Rissmiller	4	0	1	1	1	0	0	0
Kyle McLaren	4	0	0	0	4	10	0	0
Rob Davison	2	0	0	0	0	0	0	0
Douglas Murray	2	0	0	0	1	0	0	0
Sandis Ozolinsh	2	0	0	0	1	2	0	0
Tomas Plihal	2	0	0	0	0	2	0	0
Jody Shelley	2	0	0	0	-1	7	0	0
Ryane Clowe	1	0	0	0	0	0	0	0
Devin Setoguchi	1	0	0	0	0	0	0	0

Power Play: 4-20 20.0% / Penalty Killing: 18-20 90.0%

### GOALTENDING

#### PREDATORS

	GP	Min	W-L-OT	GA	SA	SV	GAA	SV%
Dan Ellis	1	58	0-1-0	2	42	40	2.07	.952
Chris Mason	3	178	0-3-0	11	75	64	3.71	.853

#### SHARKS

	GP	Min	W-L-OT	GA	SA	SV	GAA	SV%
Evgeni Nabokov	4	240	4-0-0	6	83	77	1.50	.928



Season	OVERALL							HOME							ROAD						
	GP	W	L	OT	PTS	GF	GA	GP	W	L	OT	PTS	GF	GA	GP	W	L	OT	PTS	GF	GA
1998-99	4	2	2	0	4	10	10	2	1	1	0	2	5	5	2	1	1	0	2	5	5
1999-00	4	1	3	0	2	9	14	2	1	1	0	2	4	7	2	0	2	0	0	5	7
2000-01	4	2	2	0	4	11	10	2	0	2	0	0	3	7	2	2	0	0	4	8	3
2001-02	4	1	2	1	3	6	9	2	0	1	1	1	2	6	2	1	1	0	2	4	3
2002-03	4	2	1	1	5	11	8	2	1	1	0	2	5	4	2	1	0	1	3	6	4
2003-04	4	2	2	0	4	13	13	2	2	0	0	4	10	5	2	0	2	0	0	3	8
2005-06	4	2	0	2	6	9	9	2	2	0	0	4	5	3	2	0	0	2	2	4	6
2006-07	4	3	1	0	6	14	9	2	2	0	0	4	9	3	2	1	1	0	2	5	6
2007-08	4	0	4	0	0	9	11	2	0	2	0	0	6	4	2	0	2	0	0	3	7
<b>Totals</b>	<b>36</b>	<b>15</b>	<b>17</b>	<b>4</b>	<b>34</b>	<b>92</b>	<b>93</b>	<b>18</b>	<b>9</b>	<b>8</b>	<b>1</b>	<b>19</b>	<b>49</b>	<b>44</b>	<b>18</b>	<b>6</b>	<b>9</b>	<b>3</b>	<b>15</b>	<b>43</b>	<b>49</b>

OT column includes both ties and overtime losses in 1999-00, 2000-01, 2001-02 (one home tie), 2002-03 (one road tie) and 2003-04.

OT column includes ties in 1998-99.

	DATE	VISITOR	HOME
<b>1998-99</b>	November 10, 1998	<b>NASHVILLE</b>	4 San Jose 2
	December 10, 1998	San Jose	1 <b>NASHVILLE</b> 2
	December 17, 1998	Nashville	1 <b>SAN JOSE</b> 3
	January 7, 1999	<b>SAN JOSE</b>	4 Nashville 3
<b>1999-00</b>	October 14, 1999	<b>SAN JOSE</b>	5 Nashville 1
	October 28, 1999	Nashville	2 <b>SAN JOSE</b> 3
	January 1, 2000	San Jose	2 <b>NASHVILLE</b> 3
	March 2, 2000	Nashville	3 <b>SAN JOSE</b> 4
<b>2000-01</b>	October 21, 2000	<b>SAN JOSE</b>	5 Nashville 3
	January 13, 2001	<b>NASHVILLE</b>	5 San Jose 3
	February 16, 2001	<b>SAN JOSE</b>	2 Nashville 0
	March 10, 2001	<b>NASHVILLE</b>	3 San Jose 0
<b>2001-02</b>	November 27, 2001	Nashville	2 <b>SAN JOSE</b> 3
	December 23, 2001	San Jose	1 Nashville 1 OT
	February 26, 2002	<b>SAN JOSE</b>	5 Nashville 1
	March 5, 2002	<b>NASHVILLE</b>	2 San Jose 0

	DATE	VISITOR	HOME
<b>2002-03</b>	October 24, 2002	<b>SAN JOSE</b>	2 Nashville 1
	November 7, 2002	Nashville	2 San Jose 2 OT
	November 27, 2002	San Jose	2 <b>NASHVILLE</b> 4
	December 7, 2002	<b>NASHVILLE</b>	4 San Jose 2
<b>2003-04</b>	November 22, 2003	Nashville	1 <b>SAN JOSE</b> 3
	December 29, 2003	Nashville	2 <b>SAN JOSE</b> 5
	January 31, 2004	San Jose	2 <b>NASHVILLE</b> 3 OT
	February 18, 2004	San Jose	3 <b>NASHVILLE</b> 7
<b>2005-06</b>	October 5, 2005	San Jose	2 <b>NASHVILLE</b> 3
	October 22, 2005	San Jose	1 <b>NASHVILLE</b> 2
	November 22, 2005	Nashville	2 <b>SAN JOSE</b> 3 OT
	March 11, 2006	Nashville	2 <b>SAN JOSE</b> 3 OT
<b>2006-07</b>	October 26, 2006	San Jose	3 <b>NASHVILLE</b> 4
	December 9, 2006	Nashville	1 <b>SAN JOSE</b> 3
	February 14, 2007	San Jose	0 <b>NASHVILLE</b> 5
	February 28, 2007	<b>NASHVILLE</b>	4 San Jose 3 SO
<b>2007-08</b>	October 20, 2007	Nashville	0 <b>SAN JOSE</b> 3
	December 29, 2007	<b>SAN JOSE</b>	2 Nashville 5
	February 9, 2008	Nashville	3 <b>SAN JOSE</b> 4
	March 11, 2008	<b>SAN JOSE</b>	2 Nashville 1

	OVERALL	AT NASHVILLE	AT SAN JOSE
<b>Current Trend</b>	4 San Jose wins (10/20/07-3/11/08)	2 San Jose wins (12/29/07-3/11/08)	2 San Jose wins (10/20/07-2/9/08)
<b>Last Win</b>	2/28/07 (4-3 SO)	2/14/07 (5-0)	2/28/07 (4-3 SO)
<b>Last Loss</b>	3/11/08 (1-2)	3/11/08 (1-2)	2/9/08 (3-4)
<b>Last Tie</b>	11/7/02 (2-2 OT)	12/23/01 (1-1 OT)	11/7/02 (2-2 OT)
<b>Overtime Record</b>	2-2	1-0-1	1-2-1
<b>Longest Unbeaten Streak</b>	4 (4-0-0-0, 1/31/04-10/22/05)	7 (6-0-0-0, 11/27/02-2/14/07)	3 (2-0-0-0, 3/5-12/7/02)
<b>Longest Winning Streak</b>	4 (1/31/04-10/22/05)	7 (11/27/02-2/14/07)	2 (1/13-3/10/01)
<b>Longest Winless Streak</b>	4 (twice, last 0-4-0, 10/20/07-3/11/08)	5 (0-4-0-0, 10/21/00-10/24/02)	5 (0-3-0-2, 11/22/03-12/9/06)
<b>Longest Losing Streak</b>	4 (twice, last 10/20/07-3/11/08)	2 (four times, last 12/29/07-3/11/08)	5 (11/22/03-12/9/06)
<b>Most Goals by Nashville</b>	7 (2/18/04, 7-3)	7 (2/18/04, 7-3)	5 (1/13/01, 5-3)
<b>Most Goals by San Jose</b>	5 (five times, last 12/29/07, 2-5)	5 four times, last 12/29/07, 2-5)	5 (12/29/03, 2-5)
<b>Most Goals by Both Teams</b>	10 (2/18/04, 7-3)	10 (2/18/04, 7-3)	8 (1/13/01, 5-3)
<b>Last Five Games</b>	1-4-0	3-2-0	1-3-1
<b>Last Ten Games</b>	3-5-2	7-2-1-0	2-5-1-2
<b>Last Transaction</b>	6/21/08: Acquired a seventh-round selection (Anders Lindback) in the 2008 NHL Entry Draft and Toronto's fourth-round selection in the 2009 NHL Entry Draft from San Jose for a fourth-round selection in the 2008 NHL Entry Draft (Harri Sateri).		
<b>Series Notes</b>	10/26/06: Alexander Radulov scored his first NHL goal in Nashville's 4-3 win at the Sommet Center... 2/18/04: Steve Sullivan netted a hat trick and four points (3g-1a) in his first game as a Predator in Nashville's 7-3 win at the Sommet Center. Marek Zidlicky notched a franchise-record five assists/points... 11/27/02: Andreas Johansson recorded his first career hat trick in Nashville's 4-2 win at the Sommet Center... 10/14/99: Nashville recorded a franchise-record 52 shots in San Jose's 5-1 win.		

<b>2008-09 Schedule</b>	11/17/08: San Jose at Nashville	11/11/08: Nashville at San Jose
	3/26/09: San Jose at Nashville	3/19/09: Nashville at San Jose



# NHL & OPPONENTS

## TAMPA BAY LIGHTNING

### 2007-08 SEASON SERIES

#### @ NASHVILLE

Date	Score	W/ Goal
07 Feb '08 *	TBL 2 @ NSH 1	Vaclav Prospal

#### GOALS BY PERIOD

	1st	2nd	3rd	OT	Total
Nashville	1	0	0	0	1
Tampa Bay	0	1	0	1	2

#### INDIVIDUAL SCORING

PREDATORS								
PLAYER	GP	G	A	P	+/-	PIM	PP	SH
Alexander Radulov	1	1	0	1	0	0	0	0
Jason Arnott	1	0	1	1	0	0	0	0
J.P. Dumont	1	0	1	1	-1	0	0	0
Radek Bonk	1	0	0	0	0	0	0	0
Greg De Vries	1	0	0	0	0	0	0	0
Martin Erat	1	0	0	0	0	0	0	0
Vernon Fiddler	1	0	0	0	0	0	0	0
Martin Gelinac	1	0	0	0	0	0	0	0
Dan Hamhuis	1	0	0	0	0	0	0	0
Darcy Hordichuk	1	0	0	0	0	0	0	0
David Legwand	1	0	0	0	-1	0	0	0
Scott Nichol	1	0	0	0	0	0	0	0
Rich Peverley	1	0	0	0	0	2	0	0
Jerred Smithson	1	0	0	0	0	0	0	0
Ryan Suter	1	0	0	0	0	0	0	0
Shea Weber	1	0	0	0	-1	0	0	0
Greg Zanon	1	0	0	0	-1	0	0	0
Marek Zidlicky	1	0	0	0	0	0	0	0
Power Play: 0-2 0.0% / Penalty Killing: 1-1 100.0%								

#### GOALTENDING

##### PREDATORS

	GP	Min	W-L-OT	GA	SA	SV	GAA	SV%
Dan Ellis	1	61	0-0-1	2	25	23	1.97	.920

##### LIGHTNING

	GP	Min	W-L-OT	GA	SA	SV	GAA	SV%
Johan Holmqvist	1	61	1-0-0	1	19	18	0.98	.947

#### @ TAMPA BAY

Date	Score	W/ Goal
		no games

\* overtime \*\* shootout

#### SHOTS BY PERIOD

	1st	2nd	3rd	OT	Total
Nashville	7	2	10	0	19
Tampa Bay	5	12	6	2	25

LIGHTNING								
PLAYER	GP	G	A	P	+/-	PIM	PP	SH
Brad Richards	1	1	1	2	2	0	0	0
Vaclav Prospal	1	1	0	1	0	0	0	0
Dan Boyle	1	0	1	1	2	2	0	0
Vincent Lecavalier	1	0	1	1	1	0	0	0
Martin St. Louis	1	0	1	1	1	0	0	0
Mathieu Darche	1	0	0	0	0	0	0	0
Chris Gratton	1	0	0	0	0	0	0	0
Jan Hlavac	1	0	0	0	-1	0	0	0
Andreas Karlsson	1	0	0	0	0	0	0	0
Filip Kuba	1	0	0	0	-1	0	0	0
Brad Lukowich	1	0	0	0	0	0	0	0
Mike Lundin	1	0	0	0	0	0	0	0
Craig MacDonald	1	0	0	0	0	0	0	0
Shane O'Brien	1	0	0	0	0	2	0	0
Michel Ouellet	1	0	0	0	-1	0	0	0
Paul Ranger	1	0	0	0	1	0	0	0
Nick Tarnasky	1	0	0	0	0	0	0	0
Jason Ward	1	0	0	0	0	0	0	0
Power Play: 0-1 0.0% / Penalty Killing: 2-2 100.0%								





	OVERALL							HOME							ROAD						
Season	GP	W	L	OT	PTS	GF	GA	GP	W	L	OT	PTS	GF	GA	GP	W	L	OT	PTS	GF	GA
1998-99	2	1	1	0	2	5	3	1	0	1	0	0	2	3	1	1	0	0	2	3	0
1999-00	2	0	1	1	1	6	7	1	0	1	0	0	2	3	1	0	0	1	1	4	4
2000-01	1	1	0	0	2	3	2	1	1	0	0	2	3	2	0	0	0	0	0	0	0
2001-02	2	0	2	0	0	1	6	1	0	1	0	0	0	1	1	0	1	0	0	1	5
2002-03	2	1	0	1	3	5	4	1	1	0	0	2	3	2	1	0	0	1	1	2	2
2003-04	1	0	1	0	0	2	5	1	0	1	0	0	2	5	0	0	0	0	0	0	0
2005-06	1	0	1	0	0	3	4	0	0	0	0	0	0	0	1	0	1	0	0	3	4
2007-08	1	0	0	1	1	1	2	1	0	0	1	1	1	2	0	0	0	0	0	0	0
Totals	12	3	6	3	9	26	33	7	2	4	1	5	13	18	5	1	2	2	4	13	15

OT column includes both ties and overtime losses in 1999-00 (one road tie), 2000-01, 2001-02, 2002-03 (one road tie) and 2003-04.  
OT column includes ties in 1998-99.

	DATE	VISITOR		HOME	
<b>1998-99</b>	January 21, 1999	<b>TAMPA BAY</b>	3	Nashville	2
	March 24, 1999	<b>NASHVILLE</b>	3	Tampa Bay	0
<b>1999-00</b>	December 14, 1999	Nashville	4	Tampa Bay	4 OT
	February 26, 2000	<b>TAMPA BAY</b>	3	Nashville	2
<b>2000-01</b>	February 18, 2001	Tampa Bay	2	<b>NASHVILLE</b>	3
<b>2001-02</b>	December 26, 2001	<b>TAMPA BAY</b>	1	Nashville	0
	March 10, 2002	Nashville	1	<b>TAMPA BAY</b>	5
<b>2002-03</b>	December 21, 2002	Nashville	2	Tampa Bay	2 OT
	January 25, 2003	Tampa Bay	2	<b>NASHVILLE</b>	3
<b>2003-04</b>	February 5, 2004	<b>TAMPA BAY</b>	5	Nashville	2
<b>2005-06</b>	December 10, 2005	Nashville	3	<b>TAMPA BAY</b>	4
<b>2007-08</b>	February 7, 2008	<b>TAMPA BAY</b>	2	Nashville	1 OT

	OVERALL	AT NASHVILLE	AT TAMPA BAY
<b>Current Trend</b>	3 Tampa Bay wins (2/5/04-2/7/08)	2 Tampa Bay wins (2/5/04-2/7/08)	T.B unbeaten in 4 (2-0-2-0, 12/14/99-12/10/05)
<b>Last Win</b>	1/25/03 (3-2)	1/25/03 (3-2)	3/24/99 (3-0)
<b>Last Loss</b>	2/7/08 (1-2 OT)	2/7/08 (1-2 OT)	12/10/05 (3-4)
<b>Last Tie</b>	12/21/02 (2-2 OT)	None	12/21/02 (2-2 OT)
<b>Overtime Record</b>	0-1-2	0-1-0	0-0-2
<b>Longest Unbeaten Streak</b>	2 (twice, last 1-0-1-0, 12/21/02-1/25/03)	None	2 (1-0-1-0, 3/24-12/14/99)
<b>Longest Winning Streak</b>	None	None	None
<b>Longest Winless Streak</b>	3 (twice, last 0-2-0-1, 2/5/04-2/7/08)	2 (twice, last 0-1-0-1, 2/5/04-2/7/08)	4 (0-2-2-0, 12/14/99-12/10/05)
<b>Longest Losing Streak</b>	3 (0-2-0-1, 2/5/04-2/7/08)	2 (twice, last 0-1-0-1, 2/5/04-2/7/08)	None
<b>Most Goals by Nashville</b>	4 (12/14/99, 4-4 OT)	3 (twice, last 1/25/03, 3-2)	4 (12/14/99, 4-4 OT)
<b>Most Goals by Tampa Bay</b>	5 (twice, last 2/5/04, 2-5)	5 (2/5/04, 2-5)	5 (3/10/02, 1-5)
<b>Most Goals by Both Teams</b>	8 (12/14/99, 4-4 OT)	7 (2/5/04, 2-5)	8 (12/14/99, 4-4 OT)
<b>Last Five Games</b>	1-2-1-1	2-2-0-1	1-2-2-0
<b>Last Ten Games</b>	2-5-2-1	2-4-0-1	1-2-2-0
<b>Last Transaction</b>	3/26/08: Nashville acquired forward Jan Hlavac from Tampa Bay for a seventh-round selection (traded to Philadelphia; Philadelphia selected Joacim Eriksson) in the 2008 NHL Entry Draft.		
<b>Series Notes</b>	12/21/02: Tomas Vokoun stopped 38 of 40 shots, including 20 saves on 20 shots in the third period and overtime, in a 2-2 tie against the Lightning at the St. Pete Times Forum... 3/24/99: Mike Dunham posted his first shutout as a Predator. The win was also Nashville's first road shutout.		
<b>2008-09 Schedule</b>	None		11/21/08: Nashville at Tampa Bay



## NHL & OPPONENTS

# TORONTO MAPLE LEAFS

### 2007-08 SEASON SERIES

#### @ NASHVILLE

Date	Score	W/ Goal
	no games	

### GOALS BY PERIOD

	1st	2nd	3rd	OT	Total
Nashville	0	0	1	--	1
Toronto	1	1	1	--	3

### INDIVIDUAL SCORING

PREDATORS								
Player	GP	G	A	P	+/-	PIM	PP	SH
Shea Weber	1	1	0	1	-1	0	0	0
Jason Arnott	1	0	0	0	-1	2	0	0
Radek Bonk	1	0	0	0	-1	2	0	0
Greg De Vries	1	0	0	0	-1	0	0	0
J.P. Dumont	1	0	0	0	-1	0	0	0
Martin Erat	1	0	0	0	-1	0	0	0
Martin Gelas	1	0	0	0	0	0	0	0
Dan Hamhuis	1	0	0	0	-1	0	0	0
Darcy Hordichuk	1	0	0	0	-1	0	0	0
Ville Koistinen	1	0	0	0	1	0	0	0
David Legwand	1	0	0	0	0	0	0	0
Jed Ortmeyer	1	0	0	0	0	0	0	0
Alexander Radulov	1	0	0	0	0	2	0	0
Jerred Smithson	1	0	0	0	0	0	0	0
Ryan Suter	1	0	0	0	0	0	0	0
Jordin Tootoo	1	0	0	0	-1	0	0	0
Greg Zanon	1	0	0	0	-2	0	0	0
Marek Zidlicky	1	0	0	0	0	2	0	0

Power Play: 0-5 0.0% / Penalty Killing: 4-4 100.0%

### GOALTENDING

#### PREDATORS

	GP	Min	W-L-OT	GA	SA	SV	GAA	SV%
Chris Mason	1	59	0-1-0	3	15	12	3.05	.800

#### MAPLE LEAFS

	GP	Min	W-L-OT	GA	SA	SV	GAA	SV%
Vesa Toskala	1	60	1-0-0	1	35	34	1.00	.971

#### @ TORONTO

Date	Score	W/ Goal
04 Dec '07	NSH 1 @ TOR 3	Matt Stajan

### SHOTS BY PERIOD

	1st	2nd	3rd	OT	Total
Nashville	7	14	14	--	35
Toronto	5	5	5	--	15

MAPLE LEAFS								
Player	GP	G	A	P	+/-	PIM	PP	SH
Tomas Kaberle	1	0	2	2	1	0	0	0
Nik Antropov	1	1	0	1	1	2	0	0
Wade Belak	1	1	0	1	1	2	0	0
Matt Stajan	1	1	0	1	0	0	0	0
Boyd Devereaux	1	0	1	1	0	0	0	0
Hal Gill	1	0	1	1	1	2	0	0
Chad Kilger	1	0	1	1	1	0	0	0
Mats Sundin	1	0	1	1	1	2	0	0
Mark Bell	1	0	0	0	1	0	0	0
Jason Blake	1	0	0	0	0	0	0	0
Staffan Kronwall	1	0	0	0	0	0	0	0
Bryan McCabe	1	0	0	0	0	2	0	0
Alexei Ponikarovsky	1	0	0	0	1	0	0	0
Alexander Steen	1	0	0	0	0	0	0	0
Darcy Tucker	1	0	0	0	0	0	0	0
Kyle Wellwood	1	0	0	0	0	0	0	0
Ian White	1	0	0	0	1	0	0	0
Andy Wozniwski	1	0	0	0	1	0	0	0

Power Play: 0-4 0.0% / Penalty Killing: 5-5 100.0%



Season	OVERALL								HOME								ROAD							
	GP	W	L	OT	PTS	GF	GA		GP	W	L	OT	PTS	GF	GA		GP	W	L	OT	PTS	GF	GA	
1998-99	1	0	0	1	1	2	2		0	0	0	0	0	0	0		1	0	0	1	1	2	2	
1999-00	1	1	0	0	2	4	2		0	0	0	0	0	0	0		1	1	0	0	2	4	2	
2000-01	1	1	0	0	2	3	1		0	0	0	0	0	0	0		1	1	0	0	2	3	1	
2001-02	2	1	1	0	2	6	6		1	1	0	0	2	3	2		1	0	1	0	0	3	4	
2002-03	1	1	0	0	2	5	2		0	0	0	0	0	0	0		1	1	0	0	2	5	2	
2003-04	1	0	1	0	0	1	2		0	0	0	0	0	0	0		1	0	1	0	0	1	2	
2006-07	1	1	0	0	2	4	2		1	1	0	0	2	4	2		0	0	0	0	0	0	0	
2007-08	1	0	1	0	0	1	3		0	0	0	0	0	0	0		1	0	1	0	0	1	3	
<b>Totals</b>	<b>9</b>	<b>5</b>	<b>3</b>	<b>1</b>	<b>11</b>	<b>26</b>	<b>20</b>		<b>2</b>	<b>2</b>	<b>0</b>	<b>0</b>	<b>4</b>	<b>7</b>	<b>4</b>		<b>7</b>	<b>3</b>	<b>3</b>	<b>1</b>	<b>7</b>	<b>19</b>	<b>16</b>	

OT column includes both ties and overtime losses in 1999-00, 2000-01, 2001-02, 2002-03 and 2003-04.

OT column includes ties in 1998-99 (one road tie).

	DATE	VISITOR		HOME	
<b>1998-99</b>	October 19, 1998	Nashville	2	Toronto	2 OT
<b>1999-00</b>	October 11, 1999	<b>NASHVILLE</b>	4	Toronto	2
<b>2000-01</b>	December 20, 2000	<b>NASHVILLE</b>	3	Toronto	1
<b>2001-02</b>	January 8, 2002	Nashville	3	<b>TORONTO</b>	4
	January 17, 2002	Toronto	2	<b>NASHVILLE</b>	3 OT
<b>2002-03</b>	February 23, 2003	<b>NASHVILLE</b>	5	Toronto	2
<b>2003-04</b>	January 6, 2004	Nashville	1	<b>TORONTO</b>	2
<b>2006-07</b>	February 8, 2007	Toronto	2	<b>NASHVILLE</b>	4
<b>2007-08</b>	December 4, 2007	Nashville	1	<b>TORONTO</b>	3

	OVERALL	AT NASHVILLE	AT TORONTO
<b>Current Trend</b>	1 Toronto win (12/4/07)	2 Nashville wins (1/17/02-2/8/07)	2 Toronto wins (1/6/04-12/4/07)
<b>Last Win</b>	2/8/07 (4-2)	2/8/07 (4-2)	2/23/03 (5-2)
<b>Last Loss</b>	12/4/07 (1-3)	None	12/4/07 (1-3)
<b>Last Tie</b>	10/19/98 (2-2 OT)	None	10/19/98 (2-2 OT)
<b>Overtime Record</b>	1-0-1	1-0-0	0-0-1
<b>Longest Unbeaten Streak</b>	3 (2-0-1-0, 10/19/98-12/20/00)	2 (2-0-0-0, 1/17/02-2/8/07)	3 (2-0-1-0, 10/19/98-12/20/00)
<b>Longest Winning Streak</b>	2 (twice, last 1/17/02-2/23/03)	2 (1/17/02-2/8/07)	2 (10/11/99-12/20/00)
<b>Longest Winless Streak</b>	None	None	2 (0-2-0-0, 1/6/04-12/4/07)
<b>Longest Losing Streak</b>	None	None	2 (1/6/04-12/4/007)
<b>Most Goals by Nashville</b>	5 (2/23/03, 5-2)	4 (2/8/07, 4-2)	5 (2/23/03, 5-2)
<b>Most Goals by Toronto</b>	4 (1/8/02, 3-4)	2 (twice, last 2/8/07, 4-2)	4 (1/8/02, 3-4)
<b>Most Goals by Both Teams</b>	7 (twice, last 2/23/03, 5-2)	6 (2/8/07, 4-2)	7 (twice, last 2/23/03, 5-2)
<b>Last Five Games</b>	3-2-0-0	2-0-0-0	3-2-0-0
<b>Last Ten Games</b>	5-3-1-0	2-0-0-0	3-3-1-0
<b>Last Transaction</b>	12/31/02: Nashville acquired forward Bob Wren from Toronto for forward Nathan Perrott.		
<b>Series Notes</b>	12/4/07: Jason Arnott set a franchise record with 12 shots on goal in Toronto's 3-1 victory at the Air Canada Centre...		
	1/17/02: Greg Johnson scored 47 seconds into overtime to give the Predators a 3-2 victory in Toronto's first appearance at the Sommet Center... 10/11/99: David Legwand scored his first career NHL goal... 10/19/98: Nashville recorded its first tie in franchise history, 2-2 at Toronto.		
<b>2008-09 Schedule</b>		None	1/13/09: Nashville at Toronto



# NHL & OPPONENTS

## VANCOUVER CANUCKS

### 2007-08 SEASON SERIES

#### @ NASHVILLE

Date	Score	W/ Goal
21 Feb '08 **	VAN 3 @ NSH 2	Mason Raymond
06 Dec '07	VAN 5 @ NSH 2	Daniel Sedin

#### GOALS BY PERIOD

	1st	2nd	3rd	OT	Total
Nashville	6	1	2	0	9
Canucks	6	3	4	0	13

#### INDIVIDUAL SCORING

PREDATORS								
PLAYER	GP	G	A	P	+/-	PIM	PP	SH
Jason Arnott	4	2	3	5	-2	2	2	0
Martin Erat	4	2	2	4	1	2	0	0
David Legwand	4	1	2	3	-1	6	1	0
Marek Zidlicky	4	1	2	3	-3	0	1	0
J.P. Dumont	4	0	3	3	-2	0	0	0
Greg De Vries	4	1	0	1	1	29	0	0
Vernon Fiddler	3	1	0	1	0	2	0	1
Jed Ortmeyer	2	1	0	1	0	0	0	0
Dan Hamhuis	4	0	1	1	-1	16	0	0
Martin Gelinias	2	0	1	1	1	0	0	0
Jan Hlavac	1	0	1	1	1	0	0	0
Radek Bonk	4	0	0	0	-2	0	0	0
Alexander Radulov	4	0	0	0	-1	8	0	0
Jerred Smithson	4	0	0	0	-2	2	0	0
Ryan Suter	4	0	0	0	1	8	0	0
Jordin Tootoo	4	0	0	0	-3	9	0	0
Darcy Hordichuk	3	0	0	0	-1	0	0	0
Ville Koistinen	3	0	0	0	-2	0	0	0
Scott Nichol	3	0	0	0	0	2	0	0
Shea Weber	3	0	0	0	-1	7	0	0
Greg Zanon	3	0	0	0	-1	0	0	0
Rich Peverley	1	0	0	0	0	0	0	0
Power Play: 4-20 20.0% / Penalty Killing: 13-18 72.2%								

#### GOALTENDING

##### PREDATORS

	GP	Min	W-L-OT	GA	SA	SV	GAA	SV%
Dan Ellis	3	125	1-2-0	7	64	57	3.36	.891
Chris Mason	2	119	0-0-1	5	63	58	2.52	.921

##### CANUCKS

	GP	Min	W-L-OT	GA	SA	SV	GAA	SV%
Roberto Luongo	3	184	2-1-0	7	89	82	2.28	.921
Curtis Sanford	1	60	1-0-0	2	28	26	2.00	9.29

#### @ VANCOUVER

Date	Score	W/ Goal
06 Mar '08	NSH 2 @ VAN 6	Matt Pettinger
01 Nov '07	NSH 3 @ VAN 0	David Legwand

\* overtime \*\* shootout

#### SHOTS BY PERIOD

	1st	2nd	3rd	OT	Total
Nashville	45	25	41	6	117
Canucks	56	34	35	3	128

CANUCKS								
PLAYER	GP	G	A	P	+/-	PIM	PP	SH
Daniel Sedin	4	2	3	5	0	4	1	0
Alex Burrows	4	2	1	3	3	2	0	1
Mason Raymond	2	2	1	3	1	0	0	0
Ryan Shannon	2	1	2	3	3	12	1	0
Sami Salo	4	0	3	3	3	0	0	0
Henrik Sedin	4	0	3	3	0	8	0	0
Alexander Edler	4	2	0	2	0	0	2	0
Markus Naslund	4	0	2	2	-3	4	0	0
Matt Cooke	3	0	2	2	2	2	0	0
Taylor Pyatt	4	1	0	1	-2	2	1	0
Kevin Bieksa	3	1	0	1	-1	34	0	0
Trevor Linden	2	1	0	1	2	0	0	1
Matt Pettinger	1	1	0	1	2	0	0	0
Ryan Kesler	4	0	1	1	-2	0	0	0
Brendan Morrison	2	0	1	1	0	0	0	0
Lukas Krajcek	1	0	1	1	-1	0	0	0
Brad Isbister	4	0	0	0	-1	6	0	0
Willie Mitchell	4	0	0	0	5	0	0	0
Byron Ritchie	4	0	0	0	2	0	0	0
Aaron Miller	3	0	0	0	0	2	0	0
Mattias Ohlund	3	0	0	0	0	10	0	0
Jeff Cowan	2	0	0	0	-1	5	0	0
Luc Bourdon	1	0	0	0	1	2	0	0
Jannik Hansen	1	0	0	0	0	0	0	0
Rick Rypien	1	0	0	0	0	4	0	0
Mike Weaver	1	0	0	0	0	0	0	0
Power Play: 5-18 27.8% / Penalty Killing: 16-20 80.0%								



Season	OVERALL							HOME							ROAD						
	GP	W	L	OT	PTS	GF	GA	GP	W	L	OT	PTS	GF	GA	GP	W	L	OT	PTS	GF	GA
1998-99	4	3	1	0	6	18	14	2	2	0	0	4	9	5	2	1	1	0	2	9	9
1999-00	5	2	2	1	5	9	13	3	1	1	1	3	6	8	2	1	1	0	2	3	5
2000-01	4	0	3	1	1	10	17	2	0	1	1	1	6	9	2	0	2	0	0	4	8
2001-02	4	1	3	0	2	9	16	2	1	1	0	2	6	7	2	0	2	0	0	3	9
2002-03	4	1	3	0	2	10	16	2	1	1	0	2	4	5	2	0	2	0	0	6	11
2003-04	4	0	2	2	2	7	12	2	0	1	1	1	4	6	2	0	1	1	1	3	6
2005-06	4	3	1	0	6	14	7	2	2	0	0	4	8	1	2	1	1	0	2	6	6
2006-07	4	2	1	1	5	12	8	2	1	0	1	3	9	4	2	1	1	0	2	3	4
2007-08	4	1	2	1	3	9	14	2	0	1	1	1	4	8	2	1	1	0	2	5	6
Totals	37	13	18	6	32	98	117	19	8	6	5	21	56	53	18	5	12	1	11	42	64

OT column includes both ties and overtime losses in 1999-00 (one home OTL), 2000-01 (one home tie), 2001-02, 2002-03 and 2003-04 (one home OTL & one road tie).

OT column includes ties in 1998-99.

	DATE	VISITOR	HOME
<b>1998-99</b>	October 27, 1998	Vancouver	4 <b>NASHVILLE</b> 5
	November 7, 1998	Nashville	3 <b>VANCOUVER</b> 5
	December 19, 1998	<b>NASHVILLE</b>	6 Vancouver 4
	January 19, 1999	Vancouver	1 <b>NASHVILLE</b> 4
<b>1999-00</b>	October 30, 1999	Nashville	1 <b>VANCOUVER</b> 4
	November 20, 1999	<b>VANCOUVER</b>	3 Nashville 1
	January 13, 2000	<b>VANCOUVER</b>	4 Nashville 3 OT
	January 23, 2000	<b>NASHVILLE</b>	2 Vancouver 1
<b>2000-01</b>	March 31, 2000	Vancouver	1 <b>NASHVILLE</b> 2
	October 24, 2000	Vancouver	4 Nashville 4 OT
	December 4, 2000	Nashville	3 <b>NASHVILLE</b> 6
	January 1, 2001	<b>VANCOUVER</b>	5 Nashville 2
<b>2001-02</b>	January 8, 2001	Nashville	1 <b>VANCOUVER</b> 2
	October 23, 2001	Nashville	2 <b>VANCOUVER</b> 4
	December 20, 2001	Vancouver	2 <b>NASHVILLE</b> 6
	January 28, 2002	Nashville	1 <b>VANCOUVER</b> 5
<b>2002-03</b>	March 12, 2002	<b>VANCOUVER</b>	5 Nashville 0

	DATE	VISITOR	HOME
<b>2002-03</b>	December 19, 2002	<b>VANCOUVER</b>	3 Nashville 1
	January 14, 2003	Nashville	3 <b>VANCOUVER</b> 4
	January 21, 2003	Vancouver	2 <b>NASHVILLE</b> 3
	March 20, 2003	Nashville	3 <b>VANCOUVER</b> 7
<b>2003-04</b>	November 5, 2003	<b>VANCOUVER</b>	4 Nashville 3
	December 16, 2003	<b>VANCOUVER</b>	2 Nashville 1 OT
	January 25, 2004	Nashville	1 <b>VANCOUVER</b> 4
	March 16, 2004	Nashville	2 Vancouver 2 OT
<b>2005-06</b>	December 28, 2005	Nashville	3 <b>VANCOUVER</b> 4
	March 2, 2006	Vancouver	1 <b>NASHVILLE</b> 3
	March 9, 2006	<b>NASHVILLE</b>	3 Vancouver 2 OT
	March 14, 2006	Vancouver	0 <b>NASHVILLE</b> 5
<b>2006-07</b>	October 21, 2006	<b>VANCOUVER</b>	4 Nashville 3 OT
	October 31, 2006	<b>NASHVILLE</b>	3 Vancouver 2
	November 23, 2006	Vancouver	0 <b>NASHVILLE</b> 6
	March 21, 2007	Nashville	0 <b>VANCOUVER</b> 2
<b>2007-08</b>	November 1, 2007	<b>NASHVILLE</b>	3 Vancouver 0
	December 6, 2007	<b>VANCOUVER</b>	5 Nashville 2
	February 21, 2008	<b>VANCOUVER</b>	3 Nashville 2 50
	March 6, 2008	Nashville	2 <b>VANCOUVER</b> 6

	OVERALL	AT NASHVILLE	AT VANCOUVER
<b>Current Trend</b>	3 Vancouver wins (12/6/07-3/6/08)	2 Vancouver wins (12/6/07-2/21/08)	1 Vancouver win (3/6/08)
<b>Last Win</b>	11/1/07 (3-0)	11/23/06 (6-0)	11/1/07 (3-0)
<b>Last Loss</b>	3/6/08 (2-6)	2/21/08 (2-3 SO)	3/6/08 (2-6)
<b>Last Tie</b>	3/16/04 (2-2 OT)	10/24/00 (4-4 OT)	3/16/04 (2-2 OT)
<b>Overtime Record</b>	1-4-2	0-4-1	1-0-1
<b>Longest Unbeaten Streak</b>	3 (twice, last 3-0-0-0, 3/2-3/14/06)	2 (three times, last 2-0-0-0, 3/2-3/14/06)	2 (2-0-0, 3/9-10/31/06)
<b>Longest Winning Streak</b>	3 (3/2-3/14/06)	2 (twice, last 3/2-3/14/06)	2 (3/9-10/31/06)
<b>Longest Winless Streak</b>	6 (0-4-1-1, 3/20/03-12/28/05)	2 (five times, last 0-1-1, 12/6/07-2/21/08)	9 (0-8-1-0, 12/4/00-12/28/05)
<b>Longest Losing Streak</b>	4 (three times, last 3/20/03-1/25/04)	2 (four times, last 12/6/07-2/21/08)	7 (12/4/00-1/25/04)
<b>Most Goals by Nashville</b>	6 (three times, last 11/23/06, 6-0)	6 (twice, last 11/23/06, 6-0)	6 (12/19/98, 6-4)
<b>Most Goals by Vancouver</b>	7 (3/20/03, 3-7)	5 (three times, last 12/6/07, 2-5)	7 (3/20/03, 3-7)
<b>Most Goals by Both Teams</b>	10 (twice, last 3/20/03, 3-7)	9 (10/27/98, 5-4)	10 (twice, last 3/20/03, 3-7)
<b>Last Five Games</b>	1-3-1	2-1-2	3-2-0
<b>Last Ten Games</b>	5-3-2	4-3-0-3	3-6-1-0
<b>Last Transaction</b>	12/17/03: Nashville acquired future considerations from Vancouver for defenseman Wade Brookbank.		
<b>Series Notes</b>	11/23/06: Tomas Vokoun & Chris Mason split a shutout as Nashville topped Vancouver 6-0 at the Sommet Center... 3/9/06: David Legwand tied a modern-day NHL record by scoring only six seconds into overtime, giving Nashville a 3-2 win and ending a nine-game winless streak for the Preds at GM Place... 12/19/98: Sergei Krivokrasov and Sebastian Bordeleau each posted four points in Nashville's 6-4 win.		
<b>2008-09 Schedule</b>		12/9/08: Vancouver at Nashville	11/4/08: Nashville at Vancouver
		1/1/09: Vancouver at Nashville	1/28/09: Nashville at Vancouver



# NHL & OPPONENTS

## WASHINGTON CAPITALS

### 2007-08 SEASON SERIES

#### @ NASHVILLE

Date	Score	W/ Goal
18 Mar '08	WSH 4 @ NSH 2	Matt Bradley

#### GOALS BY PERIOD

	1st	2nd	3rd	OT	Total
Nashville	0	1	1		2
Washington	3	0	1		4

#### INDIVIDUAL SCORING

PREDATORS								
PLAYER	GP	G	A	P	+/-	PIM	PP	SH
Jason Arnott	1	1	0	1	-1	0	0	0
J.P. Dumont	1	1	0	1	-2	0	1	0
Martin Erat	1	0	1	1	1	0	0	0
Dan Hamhuis	1	0	1	1	0	0	0	0
Jan Hlavac	1	0	1	1	1	2	0	0
Shea Weber	1	0	1	1	-1	2	0	0
Radek Bonk	1	0	0	0	0	0	0	0
Greg De Vries	1	0	0	0	-1	0	0	0
Vernon Fiddler	1	0	0	0	-1	0	0	0
Darcy Hordichuk	1	0	0	0	0	0	0	0
Scott Nichol	1	0	0	0	-1	2	0	0
Rich Peverley	1	0	0	0	0	0	0	0
Alexander Radulov	1	0	0	0	-2	0	0	0
Jerred Smithson	1	0	0	0	0	0	0	0
Ryan Suter	1	0	0	0	0	0	0	0
Jordin Tootoo	1	0	0	0	-1	0	0	0
Greg Zanon	1	0	0	0	-1	0	0	0
Marek Zidlicky	1	0	0	0	-1	0	0	0
Power Play: 1-5 20.0% / Penalty Killing: 2-3 66.7%								

#### @ WASHINGTON

Date	Score	W/ Goal
	no games	

#### SHOTS BY PERIOD

	1st	2nd	3rd	OT	Total
Nashville	7	9	10		26
Washington	10	4	7		21

CAPITALS								
PLAYER	GP	G	A	P	+/-	PIM	PP	SH
Alexander Ovechkin	1	1	2	3	2	0	0	0
Nicklas Backstrom	1	1	0	1	1	0	0	0
Matt Bradley	1	1	0	1	1	0	0	0
Alexander Semin	1	1	0	1	-1	0	1	0
Mike Green	1	0	1	1	0	0	0	0
Brooks Laich	1	0	1	1	0	0	0	0
Donald Brashear	1	0	0	0	0	2	0	0
Matt Cooke	1	0	0	0	0	2	0	0
Sergei Fedorov	1	0	0	0	0	0	0	0
Eric Fehr	1	0	0	0	0	2	0	0
Tomas Fleischmann	1	0	0	0	1	0	0	0
Boyd Gordon	1	0	0	0	1	0	0	0
Milan Jurcina	1	0	0	0	0	0	0	0
Viktor Kozlov	1	0	0	0	1	0	0	0
Sami Lepisto	1	0	0	0	1	2	0	0
Shaone Morrisonn	1	0	0	0	0	2	0	0
Tom Poti	1	0	0	0	1	2	0	0
Jeff Schultz	1	0	0	0	2	0	0	0
Power Play: 1-3 33.3% / Penalty Killing: 4-5 80.0%								

### GOALTENDING

#### PREDATORS

	GP	Min	W-L-OT	GA	SA	SV	GAA	SV%
Chris Mason	1	43	0-0-0	0	12	12	0.00	1.000
Dan Ellis	1	15	0-1-0	3	8	5	12..27	.625

#### CAPITALS

	GP	Min	W-L-OT	GA	SA	SV	GAA	SV%
Cristobal Huet	1	60	1-0-0	2	26	24	2.00	.923





Season	OVERALL							HOME							ROAD						
	GP	W	L	OT	PTS	GF	GA	GP	W	L	T	PTS	GF	GA	GP	W	L	T	PTS	GF	GA
1998-99	2	2	0	0	4	6	3	1	1	0	0	2	3	1	1	1	0	0	2	3	2
1999-00	2	0	2	0	0	2	5	1	0	1	0	0	2	4	1	0	1	0	0	0	1
2000-01	2	1	1	0	2	4	3	1	1	0	0	2	3	1	1	0	1	0	0	1	2
2001-02	1	0	0	1	1	3	3	1	0	0	1	1	3	3	0	0	0	0	0	0	0
2002-03	1	0	1	0	0	4	5	0	0	0	0	0	0	0	1	0	1	0	0	4	5
2003-04	1	1	0	0	2	5	2	1	1	0	0	2	5	2	0	0	0	0	0	0	0
2005-06	1	1	0	0	2	5	2	0	0	0	0	0	0	0	1	1	0	0	2	5	2
2007-08	1	0	1	0	0	2	4	1	0	1	0	0	2	4	0	0	0	0	0	0	0
<b>Totals</b>	<b>11</b>	<b>5</b>	<b>5</b>	<b>1</b>	<b>11</b>	<b>31</b>	<b>27</b>	<b>6</b>	<b>3</b>	<b>2</b>	<b>1</b>	<b>7</b>	<b>18</b>	<b>15</b>	<b>5</b>	<b>2</b>	<b>3</b>	<b>0</b>	<b>4</b>	<b>13</b>	<b>12</b>

OT column includes both ties and overtime losses in 1999-00, 2000-01, 2001-02 (one home tie), 2002-03 and 2003-04.

OT column includes ties in 1998-99.

	DATE	VISITOR		HOME	
<b>1998-99</b>	December 26, 1998	Washington	1	<b>NASHVILLE</b>	3
	March 30, 1999	<b>NASHVILLE</b>	3	Washington	2
<b>1999-00</b>	November 26, 1999	Nashville	0	<b>WASHINGTON</b>	1
	February 12, 2000	<b>WASHINGTON</b>	4	Nashville	2
<b>2000-01</b>	October 13, 2000	Washington	1	<b>NASHVILLE</b>	3
	February 21, 2001	Nashville	1	<b>WASHINGTON</b>	2
<b>2001-02</b>	February 8, 2002	Washington	3	Nashville	3 OT
<b>2002-03</b>	October 11, 2002	Nashville	4	<b>WASHINGTON</b>	5
<b>2003-04</b>	February 13, 2004	Washington	2	<b>NASHVILLE</b>	5
<b>2005-06</b>	December 7, 2005	<b>NASHVILLE</b>	5	Washington	2
<b>2007-08</b>	March 18, 2008	<b>WASHINGTON</b>	4	Nashville	2

	OVERALL	AT NASHVILLE	AT WASHINGTON
<b>Current Trend</b>	1 Washington win (3/18/08)	1 Washington win (3/18/08)	1 Nashville win (12/7/05)
<b>Last Win</b>	12/7/05 (5-2)	2/13/04 (5-2)	12/7/05 (5-2)
<b>Last Loss</b>	3/18/08 (2-4)	3/18/08 (2-4)	10/11/02 (4-5)
<b>Last Tie</b>	2/8/02 (3-3 OT)	2/8/02 (3-3 OT)	None
<b>Overtime Record</b>	0-0-1	0-0-1	0-0-0
<b>Longest Unbeaten Streak</b>	2 (twice, last 2-0-0-0, 2/13/04-12/7/05)	3 (2-0-1-0, 10/13/00-2/13/04)	None
<b>Longest Winning Streak</b>	2 (twice, last 2/13/04-12/7/05)	None	None
<b>Longest Winless Streak</b>	3 (0-2-1-0, 2/21/01-10/11/02)	None	3 (0-3-0-0, 11/26/99-10/11/02)
<b>Longest Losing Streak</b>	2 (11/26/99-2/12/00)	None	3 (11/26/99-10/11/02)
<b>Most Goals by Nashville</b>	5 (twice, last 12/7/05, 5-2)	5 (2/13/04, 5-2)	5 (12/7/05, 5-2)
<b>Most Goals by Washington</b>	5 (10/11/02, 4-5)	4 (twice, last 3/18/08, 2-4)	5 (10/11/02, 4-5)
<b>Most Goals by Both Teams</b>	9 (10/11/02, 4-5)	7 (2/13/04, 5-2)	9 (10/11/02, 4-5)
<b>Last Five Games</b>	2-2-1-0	2-2-1-0	2-3-0-0
<b>Last Ten Games</b>	4-5-1-0	3-2-1-0	2-3-0-0
<b>Last Transaction</b>	3/9/06: Nashville acquired defenseman Brendan Witt from Washington for forward Kris Beech and a first-round selection in the 2006 NHL Entry Draft (Semen Varlamov).		
<b>Series Notes</b>	3/18/08: Alexander Ovechkin tallied three points (1g-2a) in a 4-2 Washington victory at the Sommet Center...11/26/99: Craig Billington made 19 saves for Washington in the Capitals' 1-0 shutout win. Tomas Vokoun stopped 47 shots for Nashville.		
<b>2007-08 Schedule</b>		3/10/09 Washington at Nashville	10/28/08 Nashville at Washington





***TEAM HISTORY & RECORDS***

# TEAM HISTORY & RECORDS

## SEASON RECORDS

SEASON	GP	W	L	T	OTL	PTS	PCT	GF	GA	*FINISH
1998-99	82	28	47	7	--	63	.384	190	261	4/12
1999-00	82	28	40	7	7	70	.427	199	240	4/13
2000-01	82	34	36	9	3	80	.488	186	200	3/10
2001-02	82	28	41	13	0	69	.421	196	230	4/14
2002-03	82	27	35	13	7	74	.451	183	206	4/13
2003-04	82	38	29	11	4	91	.555	216	217	3/8
2005-06	82	49	25	--	8	106	.646	259	227	2/4
2006-07	82	51	23	--	8	110	.671	272	212	2/4
2007-08	82	41	32	--	9	91	.555	230	229	2/8
<b>Totals</b>	<b>738</b>	<b>324</b>	<b>308</b>	<b>60</b>	<b>46</b>	<b>754</b>	<b>.511</b>	<b>1931</b>	<b>2022</b>	<b>--</b>

\* Division rank/conference rank

HOME										ROAD									
Season	GP	W	L	T	OTL	PTS	GF	GA		GP	W	L	T	OTL	PTS	GF	GA		
1998-99	41	15	22	4	--	34	104	126		41	13	25	3	--	29	86	135		
1999-00	41	15	21	3	2	35	103	116		41	13	19	4	5	35	96	124		
2000-01	41	16	18	7	0	39	92	102		41	18	18	2	3	41	94	98		
2001-02	41	17	16	8	0	42	101	95		41	11	25	5	0	27	95	135		
2002-03	41	18	17	5	1	42	98	90		41	9	18	8	6	32	85	116		
2003-04	41	22	10	7	2	53	112	93		41	16	19	4	2	38	104	124		
2005-06	41	32	8	--	1	65	142	94		41	17	17	--	7	41	117	133		
2006-07	41	28	8	--	5	61	153	105		41	23	15	--	3	49	119	107		
2007-08	41	23	14	--	4	50	120	113		41	18	18	--	5	41	110	116		
<b>Totals</b>	<b>369</b>	<b>186</b>	<b>134</b>	<b>34</b>	<b>15</b>	<b>421</b>	<b>1025</b>	<b>934</b>		<b>369</b>	<b>138</b>	<b>174</b>	<b>26</b>	<b>31</b>	<b>333</b>	<b>906</b>	<b>1088</b>		

VS. CENTRAL DIVISION										VS. OTHER DIVISIONS									
Season	GP	W	L	T	OTL	PTS	GF	GA		GP	W	L	T	OTL	PTS	GF	GA		
1998-99	18	4	13	1	--	9	44	70		64	24	34	6	--	54	146	191		
1999-00	18	6	8	2	2	16	47	54		64	22	32	5	5	54	152	186		
2000-01	20	8	11	1	0	17	41	52		62	26	25	8	3	63	145	148		
2001-02	20	7	10	3	0	17	47	60		62	21	31	10	0	52	149	170		
2002-03	20	6	9	4	1	17	42	53		62	21	26	9	6	57	141	153		
2003-04	24	11	9	2	2	26	58	63		58	27	20	9	2	65	158	154		
2005-06	32	23	8	--	1	47	110	73		50	26	17	--	7	59	149	154		
2006-07	32	21	8	--	3	45	106	82		50	30	15	--	5	65	166	130		
2007-08	32	18	9	--	5	41	88	82		50	23	23	--	4	50	142	147		
<b>Totals</b>	<b>216</b>	<b>104</b>	<b>85</b>	<b>13</b>	<b>14</b>	<b>235</b>	<b>583</b>	<b>589</b>		<b>522</b>	<b>220</b>	<b>223</b>	<b>47</b>	<b>32</b>	<b>519</b>	<b>1348</b>	<b>1433</b>		

VS. WESTERN CONFERENCE										VS. EASTERN CONFERENCE									
Season	GP	W	L	T	OTL	PTS	GF	GA		GP	W	L	T	OTL	PTS	GF	GA		
1998-99	55	21	30	4	--	46	140	174		27	7	17	3	--	17	50	87		
1999-00	56	17	28	5	6	45	132	170		26	11	12	2	1	25	67	70		
2000-01	60	22	29	6	3	53	133	154		22	12	7	3	0	27	53	46		
2001-02	60	19	33	8	0	46	136	176		22	9	8	5	0	23	60	54		
2002-03	60	19	27	9	5	52	127	157		22	8	8	4	2	22	56	49		
2003-04	64	28	23	10	3	69	161	168		18	10	6	1	1	22	55	49		
2005-06	72	45	22	--	5	95	226	188		10	4	3	--	3	11	33	39		
2006-07	72	44	21	--	7	95	237	187		10	7	2	--	1	15	35	25		
2007-08	72	36	28	--	8	80	202	197		10	5	4	--	1	11	28	32		
<b>Totals</b>	<b>571</b>	<b>251</b>	<b>241</b>	<b>42</b>	<b>37</b>	<b>581</b>	<b>1494</b>	<b>1571</b>		<b>167</b>	<b>73</b>	<b>67</b>	<b>18</b>	<b>9</b>	<b>173</b>	<b>437</b>	<b>451</b>		

AT ALL-STAR BREAK					AT MIDWAY POINT				
Season	Date of Game (host)				First Half				Second Half
1998-99	Jan. 24 (T.B)				14-23-4				14-24-3
1999-00	Feb. 6 (TOR)				14-20-5-2				14-20-5-5
2000-01	Feb. 4 (COL)				15-18-7-1				19-18-2-2
2001-02	Feb. 2 (L.A)				15-19-7-0				13-22-6-0
2002-03	Feb. 2 (FLA)				12-18-7-4				15-17-6-3
2003-04	Feb. 8 (MIN)				19-16-4-2				19-13-7-2
2005-06	--				26-12-(0)-3				23-13-(0)-5
2006-07	Jan. 24 (DAL)				27-11-(0)-3				24-12-(0)-5
2007-08	Jan. 27 (ATL)				21-19-(0)-2				20-13-(0)-7
<b>Totals</b>					<b>163-156-34-17</b>				<b>161-152-26-29</b>

RECORD BY MONTH							
Season	October	November	December	January	February	March	April
1998-99	3-5-1	6-7-0	4-6-2	5-9-1	3-6-2	5-8-1	2-6-0
1999-00	4-6-1-0	3-7-0-2	6-5-4-0	6-5-1-2	3-7-0-1	6-7-1-2	0-3-0-0
2000-01	4-3-3-1	6-6-2-0	4-8-2-0	8-7-0-1	4-5-1-0	7-5-1-1	12-0-0
2001-02	4-7-2-0	5-6-1-0	5-4-3-0	6-8-3-0	4-11-0	2-10-3-0	2-5-0-0
2002-03	1-5-1-2	3-6-3-2	6-6-2-0	7-6-2-0	8-21-0	2-8-4-2	0-2-0-1
2003-04	4-5-0-0	8-5-1-0	4-4-3-2	10-4-2-0	6-5-1-0	4-5-4-2	21-0-0
2005-06	8-1-(0)-1	7-3-(0)-2	9-5-(0)-3	7-5-(0)-3	3-4-(0)-0	8-5-(0)-2	7-2-(0)-0
2006-07	7-3-(0)-1	10-2-(0)-1	9-5-(0)-1	10-3-(0)-0	7-5-(0)-1	6-5-(0)-3	2-0-(0)-1
2007-08	4-7-(0)-0	8-2-(0)-2	6-9-(0)-0	8-3-(0)-3	6-4-(0)-3	7-6-(0)-1	21-(0)-0
<b>Totals</b>	<b>39-42-8-5</b>	<b>56-44-7-9</b>	<b>53-52-16-3</b>	<b>67-50-9-9</b>	<b>44-39-6-5</b>	<b>47-59-14-13</b>	<b>18-22-0-2</b>

RECORD BY DAY							
Season	Sunday	Monday	Tuesday	Wednesday	Thursday	Friday	Saturday
1998-99	1-4-0	1-5-1	5-8-1	4-7-0	5-7-1	6-5-1	6-1-3
1999-00	4-2-2-0	4-2-0-1	4-6-2-1	4-7-0-1	3-8-2-2	2-6-0-1	7-9-1-1
2000-01	5-1-0-1	2-4-0-0	3-6-4-0	4-6-1-2	9-8-1-0	2-4-1-0	9-7-2-0
2001-02	0-6-1-0	1-4-1-0	3-10-3-0	6-21-0	8-7-2-0	1-4-2-0	9-8-3-0
2002-03	2-4-0-2	5-3-0-0	3-8-2-3	13-11-0	5-7-5-0	1-4-0-1	10-6-5-1
2003-04	1-3-1-1	2-4-3-0	1-5-3-1	3-4-0-0	13-4-1-1	4-3-0-0	14-6-3-1
2005-06	21-(0)-1	22-(0)-0	13-4-(0)-0	6-5-(0)-3	12-4-(0)-1	13-(0)-1	13-6-(0)-2
2006-07	2-0-(0)-1	4-2-(0)-0	5-3-(0)-2	7-5-(0)-0	10-5-(0)-3	3-3-(0)-0	20-5-(0)-2
2007-08	31-(0)-3	33-(0)-0	9-7-(0)-0	0-5-(0)-1	10-8-(0)-3	31-(0)-0	13-7-(0)-2
<b>Totals</b>	<b>20-22-4-9</b>	<b>24-29-5-1</b>	<b>46-57-15-7</b>	<b>35-44-3-7</b>	<b>75-58-12-10</b>	<b>23-33-4-3</b>	<b>101-65-17-9</b>

\* 2004-05 Season Canceled

# TEAM HISTORY & RECORDS

## TEAM STREAKS, SPECIAL TEAMS, PERSONNEL HISTORY, ALL-STARS & NHL AWARD WINNERS

### STREAKS AND RECORDS

RECORD				OVERALL TEAM STREAKS					HOME TEAM STREAKS					ROAD TEAM STREAKS				
Season	First 10 Games	Last 10 Games	Undef.	Win	One Point	Winless	Losing	Undef.	Win	One Point	Winless	Losing	Undef.	Win	One Point	Winless	Losing	
1998-99	3-6-1	3-7-0	3 (2)	3	5	5	4 (2)	5	2 (5)	5	9	6	3 (2)	3	3 (2)	5 (4)	5 (2)	
1999-00	4-5-1-0	3-7-0-0	8	4	8	7 (2)	7	6	4	9	4 (3)	4 (2)	3 (3)	2 (5)	4	5	4 (4)	
2000-01	4-2-3-1	6-3-1-0	4 (3)	4	4 (4)	5	4	3 (3)	3 (2)	3 (4)	7	3	3 (2)	3	4	4	4	
2001-02	3-5-2-0	2-7-1-0	7	3	7	8	6	11	6	11	6	6	3	3	3	9	5 (2)	
2002-03	1-5-1-3	0-6-2-2	4 (3)	4 (2)	7	15	6	8	7	8	7	3 (2)	3 (2)	2 (3)	4	9 (2)	5	
2003-04	4-5-1-0	5-3-1-1	7	6	7	7	4	11	4 (3)	13	4	2 (3)	4 (2)	4 (2)	4 (2)	5 (2)	4	
2005-06	8-1 (0)-1	7-3 (0)-0	8	8	10	5	5	6	6	6 (2)	2	2	3 (2)	3 (2)	6	7	7	
2006-07	6-3 (0)-1	5-3 (0)-2	6	6	10 (2)	3	3 (3)	8	8	12	3	3	7	7	7	5	5	
2007-08	4-6 (0)-0	6-3 (0)-1	3 (6)	3 (6)	8	6	6	4 (2)	4 (2)	6 (2)	6	6	3	3	5 (2)	5	5	

Numbers in parentheses indicate the number of times the high was reached that season.

### POWER PLAY

YEAR	HOME				ROAD				OVERALL			
	ADV	PPG	%	RANK	ADV	PPG	%	RANK	ADV	PPG	%	RANK
1998-99	183	24	13.1	23 <sup>rd</sup>	141	16	11.3	T-23 <sup>rd</sup>	324	40	12.3	25 <sup>th</sup>
1999-00	164	20	12.2	26 <sup>th</sup>	140	21	15.0	14 <sup>th</sup>	304	41	13.5	25 <sup>th</sup>
2000-01	188	32	17.0	19 <sup>th</sup>	173	19	11.0	27 <sup>th</sup>	361	51	14.1	23 <sup>rd</sup>
2001-02	182	26	14.3	23 <sup>rd</sup>	155	22	14.2	14 <sup>th</sup>	337	48	14.2	23 <sup>rd</sup>
2002-03	204	26	12.7	T-26 <sup>th</sup>	214	32	15.0	T-20 <sup>th</sup>	418	58	13.9	26 <sup>th</sup>
2003-04	234	41	17.5	T-12 <sup>th</sup>	192	31	16.1	T-13 <sup>th</sup>	426	72	16.6	11 <sup>th</sup>
2005-06	260	50	19.2	12 <sup>th</sup>	252	44	17.5	T-10 <sup>th</sup>	512	94	18.4	10 <sup>th</sup>
2006-07	219	44	20.1	10 <sup>th</sup>	189	27	14.3	23 <sup>rd</sup>	408	71	17.4	18 <sup>th</sup>
2007-08	198	31	15.7	22 <sup>nd</sup>	160	22	13.8	26 <sup>th</sup>	358	53	14.8	27 <sup>th</sup>

### PENALTY KILL

YEAR	HOME				ROAD				OVERALL			
	TSH	PPGA	%	RANK	TSH	PPGA	%	RANK	TSH	PPGA	%	RANK
1998-99	175	31	82.3	21 <sup>st</sup>	182	44	75.8	27 <sup>th</sup>	357	75	79.0	27 <sup>th</sup>
1999-00	152	20	86.8	9 <sup>th</sup>	157	26	83.4	16 <sup>th</sup>	309	46	85.1	12 <sup>th</sup>
2000-01	168	21	87.5	3 <sup>rd</sup>	163	28	82.8	T-13 <sup>th</sup>	331	49	85.2	8 <sup>th</sup>
2001-02	176	18	89.8	2 <sup>nd</sup>	178	32	82.0	23 <sup>rd</sup>	354	50	85.9	9 <sup>th</sup>
2002-03	163	22	86.5	T-4 <sup>th</sup>	190	39	79.5	T-29 <sup>th</sup>	353	61	82.7	T-17 <sup>th</sup>
2003-04	176	24	86.4	T-11 <sup>th</sup>	175	40	77.1	30 <sup>th</sup>	351	64	81.8	24 <sup>th</sup>
2005-06	265	34	87.2	T-4 <sup>th</sup>	268	48	82.1	13 <sup>th</sup>	533	82	84.6	T-5 <sup>th</sup>
2006-07	196	28	85.7	10 <sup>th</sup>	191	27	85.9	4 <sup>th</sup>	387	55	85.8	3 <sup>rd</sup>
2007-08	163	27	83.4	12 <sup>th</sup>	172	22	87.2	2 <sup>nd</sup>	335	49	85.4	3 <sup>rd</sup>

### SHORT-HANDED GOALS

YEAR	SHG	RANK	SHGA	RANK
1998-99	7	T-15 <sup>th</sup>	10	T-18 <sup>th</sup>
1999-00	9	T-7 <sup>th</sup>	11	T-24 <sup>th</sup>
2000-01	7	T-20 <sup>th</sup>	4	T-2 <sup>nd</sup>
2001-02	6	T-18 <sup>th</sup>	8	T-17 <sup>th</sup>
2002-03	2	T-29 <sup>th</sup>	8	T-14 <sup>th</sup>
2003-04	14	3 <sup>rd</sup>	8	T-13 <sup>th</sup>
2005-06	12	10 <sup>th</sup>	13	T-24 <sup>th</sup>
2006-07	8	T-14 <sup>th</sup>	2	1 <sup>st</sup>
2007-08	7	T-16 <sup>th</sup>	10	T-21 <sup>st</sup>

### PENALTY MINUTES

YEAR	PIM	AVG	RANK
1998-99	1420	17.3	21 <sup>st</sup>
1999-00	946	11.5	T-6 <sup>th</sup>
2000-01	944	11.5	1 <sup>st</sup>
2001-02	1071	13.1	8 <sup>th</sup>
2002-03	969	11.8	4 <sup>th</sup>
2003-04	1360	16.6	28 <sup>th</sup>
2005-06	1517	18.7	28 <sup>th</sup>
2006-07	1155	14.4	15 <sup>th</sup>
2007-08	1027	12.5	T-7 <sup>th</sup>

### ALL-STAR GAME REPRESENTATIVES

YEAR	SITE	PLAYER	TEAM	G	A	PTS	PIM
1999	Tampa Bay	Sergei Krivokrasov	World	0	0	0	0
2000	Toronto	Kimmo Timonen	World	DNP due to injury			
2004	Minnesota	Kimmo Timonen	West	0	0	0	0
2007**	Dallas	Kimmo Timonen	West	0	0	0	0
2008	Atlanta	Jason Arnott	West	0	1	1	0

\*\* Head coach Barry Trotz served as assistant coach for the Western Conference All-Stars.

### GOALIES

YEAR	SITE	PLAYER	TEAM	W-L	MIN	GA	SA
2004	Minnesota	Tomas Vokoun	West	L	20	4	12

### YOUNG STARS GAME REPRESENTATIVES

YEAR	SITE	PLAYER	TEAM	G	A	PTS	PIM
2002	Los Angeles	Scott Hartnell	Melrose	0	1	1	0
		David Legwand	Melrose	2	2	4	0
2003	Florida	Adam Hall	West	1	1	2	0
2004	Minnesota	Dan Hamhuis	West	0	0	0	0
2007	Dallas	Alexander Radulov	West	1	0	1	0
		Shea Weber	West	0	2	2	0

### PERSONNEL HISTORY

#### PRESIDENTS

Jack Diller	July 1, 1997 - June 30, 2005
Ed Lang	December 11, 2007 -
David Poile	December 11, 2007 -

#### GENERAL MANAGERS

David Poile	July 9, 1997 -
ASSISTANT GENERAL MANAGERS	
Say Shero	November 30, 1998 - May 25, 2006
Paul Fenton	June 5, 2006 -

#### HEAD COACHES

Barry Trotz	August 6, 1997 -
-------------	------------------

#### ASSISTANT/ASSOCIATE COACHES

Paul Gardner	August 6, 1997 - April 15, 2003
Brent Peterson	(assistant) June 19, 1998 - June 19, 2003
	(associate) June 19, 2003 -
Peter Horachek	June 19, 2003 -

#### CAPTAINS

Tom Fitzgerald	July 6, 1998 - March 13, 2002
Greg Johnson	October 8, 2002 - June 30, 2006
Scott Walker	January 12, 2003 - January 27, 2003
Kimmo Timonen	October 3, 2006 - June 18, 2007
Jason Arnott	September 12, 2007 -

### AWARD WINNERS

#### Lester Patrick Award

For outstanding service to hockey in the United States.  
2001 David Poile

#### Sporting News NHL Executive of the Year

2006-07	David Poile
---------	-------------

#### Sporting News NHL Coach of the Year

2006-07	Barry Trotz
---------	-------------



#### NHL Player of the Week

12/27/99-1/2/00	Tomas Vokoun
-----------------	--------------

#### NHL Defensive Player of the Week

11/24/03-11/30/03	Tomas Vokoun
11/28/05-12/4/05	Tomas Vokoun
3/13/06-3/19/06	Tomas Vokoun

#### NHL Offensive Player of the Week

12/22/03-12/28/03	Scott Walker
2/16/04-2/22/04	Steve Sullivan
10/10/05-10/16/05	Steve Sullivan

#### NHL Three Stars of the Month

Jan. 2008	J.P. Dumont	2nd Star
-----------	-------------	----------

#### NHL Three Stars of the Week

12/11/06-12/17/06	Chris Mason	2nd Star
1/15/07-1/21/07	David Legwand	1st Star
10/3/07-10/7/07	Chris Mason	3rd Star
11/12/07-11/18/07	Martin Erat	3rd Star
12/17/07-12/23/07	Jason Arnott	3rd Star
3/24/08-3/30/08	Dan Ellis	2nd Star

# TEAM HISTORY & RECORDS

## ALL-TIME STATISTICS

No	Player	GP	G	A	PTS	PIM	PP	SH	GW	S	%	TF	FOU	F%	MIN	H	BS
11	David Legwand	549	121	206	327	318	23	4	28	1144	10.6%	6969	3045	43.7%	16:58	169	153
44	Kimmo Timonen	573	79	222	301	348	46	1	10	1078	7.3%	9	5	55.6%	22:29	390	462
19/10	Martin Erat	407	85	168	253	250	21	1	14	698	12.2%	144	49	34.0%	15:47	175	63
24	Scott Walker	410	96	151	247	465	27	8	11	737	13.0%	1775	831	46.8%	18:13	361	109
22	Greg Johnson	502	93	145	238	213	9	11	14	726	12.8%	9848	5196	52.8%	18:18	102	183
7	Cliff Ronning	301	81	145	226	126	25	0	9	888	9.1%	2169	1017	46.9%	18:01	38	88
17	Scott Hartnell	436	93	118	211	544	30	2	19	990	9.4%	278	114	41.0%	15:10	356	99
3	Marek Zidlicky	307	35	140	175	299	25	0	6	492	7.1%	0	0	0.0%	20:09	240	233
9	Paul Kariya	164	55	106	161	76	19	0	5	469	11.7%	12	1	8.3%	19:43	34	93
26	Steve Sullivan	150	62	96	158	82	26	7	9	392	15.8%	205	91	44.4%	19:22	62	31
71	J.P. Dumont	162	50	88	138	62	12	0	11	335	14.9%	19	4	21.1%	17:19	77	32
43	Vitali Yachmenev	338	54	76	130	58	6	5	10	497	10.9%	103	32	31.1%	16:38	130	119
19	Jason Arnott	147	55	71	126	102	25	0	9	438	12.6%	2405	1193	49.6%	18:31	85	41
10	Patric Kjellberg	246	49	77	126	56	16	0	7	390	12.6%	115	41	35.7%	17:49	114	67
25	Denis Arkhipov	273	46	65	111	74	13	0	10	399	11.5%	3402	1540	45.3%	14:41	69	29
2	Dan Hamhuis	323	24	87	111	259	7	1	7	461	5.2%	1	0	0.0%	22:11	397	254
33	Vladimir Orszagh	239	47	58	105	168	10	2	9	389	12.1%	66	17	25.8%	16:53	124	33
47	Alexander Radulov	145	44	51	95	70	9	0	6	279	15.8%	1	0	0.0%	14:47	40	54
21	Tom Fitzgerald	307	42	46	88	218	0	6	4	535	7.9%	1402	722	51.5%	15:09	305	164
18	Adam Hall	234	43	42	85	108	24	0	8	421	10.2%	835	435	52.1%	15:41	36	49
38	Vernon Fiddler	227	34	42	76	166	5	2	5	261	13.0%	1822	941	51.6%	13:01	94	83
25	Sergei Krivokrasov	133	34	40	74	82	13	0	8	340	10.0%	1	0	0.0%	14:43	43	12
15	Drake Berehowsky	219	20	53	73	327	8	0	2	275	7.3%	2	1	50.0%	22:02	395	275
5	Andy Delmore	144	34	38	72	50	25	1	9	324	10.5%	0	0	0.0%	18:23	82	36
20	Ryan Suter	229	16	55	71	191	2	0	1	309	5.2%	0	0	0.0%	19:25	140	230
6	Shea Weber	161	25	45	70	151	13	0	5	350	7.1%	0	0	0.0%	19:00	334	159
71	Sebastien Bordeleau	146	28	40	68	70	1	4	4	315	8.9%	2502	1407	56.2%	14:29	130	48
21	Andreas Johansson	103	32	32	64	48	13	1	1	232	13.8%	154	61	39.6%	16:19	0	0
94	Yanic Perreault	69	22	35	57	30	10	0	2	145	15.2%	899	559	62.2%	14:56	14	23
3	Karlis Skarstins	307	13	41	54	130	1	1	4	287	4.5%	0	0	0.0%	20:06	412	408
27	Randy Robitaille	131	20	31	51	22	7	0	1	234	8.5%	1009	505	50.0%	13:29	60	27
12	Rob Valicevic	159	26	19	45	49	3	1	9	198	13.1%	102	41	40.2%	13:56	197	74
55/14/22	Jordin Tootoo	232	22	23	45	408	2	0	1	328	6.7%	52	28	53.8%	08:57	209	18
4	Mark Eaton	286	15	30	45	130	1	0	2	246	6.1%	0	0	0.0%	18:32	127	252
23	Bill Houlder	302	8	36	44	150	1	1	3	241	3.3%	8	1	12.5%	21:00	175	271
25	Jerred Smithson	211	17	25	42	146	1	3	5	158	10.8%	1605	868	54.1%	11:41	273	144
16	Ville Peltonen	116	14	28	42	26	3	0	2	194	7.2%	3	1	33.3%	14:14	58	24
12	Scott Nichol	166	20	17	37	230	1	4	3	191	10.5%	1603	943	58.8%	12:26	213	87
15	Rem Murray	92	14	22	36	30	1	2	1	139	10.1%	889	432	48.6%	16:59	0	0
27	Jason York	141	6	28	34	116	2	0	1	187	3.2%	1	0	0.0%	20:35	0	0
19	Andrew Brunette	77	11	20	31	26	7	0	1	65	16.9%	8	4	50.0%	13:13	13	10
39	Marian Cisar	73	13	17	30	57	6	0	1	115	11.3%	1	1	100.0%	12:56	65	18
14	Radek Bonk	79	14	15	29	40	6	0	1	138	10.1%	879	457	52.0%	15:55	39	25
7	Scottie Upshall	77	11	18	29	52	1	0	4	111	9.9%	21	8	38.1%	10:08	59	15
15	Petr Tenkrat	58	8	16	24	28	0	1	2	82	9.8%	7	2	28.6%	10:20	34	4
81	Mike Sillinger	31	10	12	22	14	3	0	1	80	12.5%	542	307	56.6%	18:33	23	13
23	Martin Gelinas	57	9	11	20	20	0	1	1	110	8.2%	22	11	50.0%	14:06	50	12
16	Darcy Hordichuk	172	9	11	20	313	0	0	2	92	8.8%	1	0	0.0%	05:28	279	10
42	Joel Bouchard	116	5	15	20	83	0	0	0	138	3.6%	0	0	0.0%	20:50	197	115
6	Bob Boughner	141	5	14	19	234	0	0	1	91	5.5%	0	0	0.0%	18:00	440	158
20	Jamie Heward	63	6	12	18	44	4	0	1	124	4.8%	0	0	0.0%	16:12	80	35
18	Mark Mowers	85	5	13	18	16	0	0	0	79	6.3%	577	267	46.3%	10:00	62	14
32	Cale Hulse	225	3	15	18	370	0	0	2	245	1.2%	0	0	0.0%	19:23	379	133
28	Jeremy Stevenson	100	10	7	17	225	3	0	0	104	9.6%	13	2	15.4%	08:39	38	5
9	Greg Classen	90	7	10	17	48	1	1	0	52	13.5%	649	284	43.8%	10:10	93	19
28	Denny Lambert	76	5	11	16	218	1	0	0	66	7.6%	1	1	100.0%	10:20	57	17
4	Ville Koistinen	48	4	13	17	18	2	0	1	60	6.7%	0	0	0.0%	16:47	37	30
10	Clarke Wilm	82	5	11	16	36	0	0	0	108	4.6%	339	171	50.4%	11:57	0	0
7	Greg de Vries	83	4	11	15	75	0	0	1	67	6.0%	0	0	0.0%	18:48	84	101
37/5	Greg Zanon	148	3	12	15	62	0	0	0	84	3.6%	0	0	0.0%	17:55	258	374
21	Peter Forsberg	17	2	13	15	16	1	0	1	36	5.6%	267	127	47.6%	19:36	19	4
23	Blair Atcheynum	53	8	6	14	16	2	0	1	70	11.4%	5	2	40.0%	14:54	28	26
41	Richard Lintner	83	4	10	14	44	1	0	0	139	2.9%	0	0	0.0%	13:47	92	41
8	Craig Millar	62	3	11	14	34	0	0	1	52	5.8%	1	0	0.0%	16:30	60	39
27	John Slaney	46	2	12	14	14	0	0	1	84	2.4%	0	0	0.0%	20:39	54	49
63	Josef Vasicsek	38	4	9	13	29	0	0	0	47	8.5%	307	153	49.8%	10:00	23	11
17	Jan Hlavac	18	3	10	13	8	0	0	2	29	10.3%	0	0	0.0%	16:28	13	4
37	Rich Peverley	46	5	6	11	8	0	0	2	52	9.6%	177	83	0.0%	09:32	13	6
5	Jan Vopat	61	5	6	11	34	0	0	0	49	10.2%	0	0	0.0%	18:04	106	76
55	Danny Markov	58	0	11	11	62	0	0	0	59	0.0%	0	0	0.0%	19:32	74	98
16	Denis Pederson	43	4	6	10	39	0	0	0	64	6.3%	440	221	50.2%	12:48	0	0
9	Darren Turcotte	49	4	6	10	20	0	0	1	86	4.7%	731	321	43.9%	14:38	9	16
26	Bubba Berenzweig	37	3	7	10	14	0	0	1	35	8.6%	1	0	0.0%	14:08	27	21
29	Tomas Vokoun	383	0	9	9	111	0	0	0	1	0.0%	0	0	0.0%	--	0	0
42	Andrew Hutchinson	18	4	4	8	4	2	0	1	24	16.7%	0	0	0.0%	16:43	0	0
41	Jed Ortmeyer	51	4	4	8	32	0	1	0	68	5.9%	12	6	50.0%	12:27	63	23
14	Steve Dubinsky	26	5	2	7	10	0	0	0	42	11.9%	271	152	56.1%	15:54	53	22
12	Reid Simpson	52	5	1	6	125	0	0	0	24	20.8%	6	3	50.0%	05:25	26	3



# TEAM HISTORY & RECORDS

## ALL-TIME STATISTICS

No	Player	GP	G	A	PTS	PIM	PP	SH	GW	S	%	TF	FW	F%	MIN	H	BS
46	Wyatt Smith	29	4	1	5	2	0	1	0	29	13.8%	316	171	54.1%	10:57	0	0
14	Ramzi Abid	13	1	4	5	13	0	0	0	12	8.3%	1	0	0.0%	10:50	14	2
2	Dan Keczer	40	0	5	5	40	0	0	0	33	0.0%	0	0	0.0%	17:18	42	48
27	Jukka Hentunen	10	2	2	4	0	0	0	1	12	16.7%	0	0	0.0%	12:46	10	2
14	Oleg Petrov	17	2	2	4	2	0	0	0	37	5.4%	1	1	100.0%	16:19	0	0
33	J.J. Daigneault	35	2	2	4	38	1	0	1	38	5.3%	1	1	100.0%	20:47	46	29
32	Jeff Daniels	9	1	3	4	2	0	0	0	8	12.5%	1	0	0.0%	10:56	9	1
19	Jim McKenzie	61	1	3	4	88	0	0	0	10	10.0%	3	2	66.7%	06:14	0	0
23	Jamie Allison	67	0	4	4	121	0	0	0	22	0.0%	3	2	66.7%	11:33	24	14
7	Jeff Nelson	9	2	1	3	2	0	0	0	8	25.0%	138	76	55.1%	16:09	4	8
40	David Gosselin	13	2	1	3	11	0	0	0	14	14.3%	0	0	0.0%	08:46	7	1
15	Kris Beech	5	1	2	3	0	0	0	0	6	16.7%	81	44	54.3%	14:40	1	2
42	Mikko Lehtonen	15	1	2	3	8	0	0	0	14	7.1%	0	0	0.0%	14:35	9	19
20	Nathan Perrott	23	1	2	3	79	0	0	1	7	14.3%	1	0	0.0%	04:53	26	2
41	Brent Gilchrist	41	1	2	3	14	0	0	0	41	2.4%	25	8	32.0%	10:45	0	0
17	Patrick Cote	91	1	2	3	312	0	0	0	29	3.4%	0	0	0.0%	04:28	47	7
30	Chris Mason	135	1	2	3	8	0	0	0	1	100.0%	0	0	0.0%	--	0	0
49/8	Kevin Klein	18	1	2	3	6	0	0	0	16	6.3%	0	0	0.0%	14:41	14	23
24	Brandon Bochenski	8	1	2	3	0	0	0	0	9	11.1%	0	0	0.0%	11:56	2	0
19	Brendan Witt	17	0	3	3	68	0	0	0	13	0.0%	0	0	0.0%	17:29	46	23
42/36	Robert Schnabel	22	0	3	3	34	0	0	0	10	0.0%	0	0	0.0%	13:48	1	2
9	Sergei Zholtok	11	1	1	2	0	0	0	0	17	5.9%	122	66	54.1%	11:41	0	0
19	Mike Watt	18	1	1	2	8	0	0	1	18	5.6%	2	1	50.0%	11:02	22	7
8	Stu Grimson	30	1	1	2	76	0	0	0	5	20.0%	0	0	0.0%	06:08	23	7
45	Jason Morgan	6	0	2	2	2	0	0	0	6	0.0%	15	11	73.3%	10:05	0	0
34	Shane Hnidy	9	0	2	2	10	0	0	0	12	0.0%	0	0	0.0%	18:10	0	0
4	Jay More	18	0	2	2	18	0	0	0	24	0.0%	0	0	0.0%	16:30	34	9
1	Mike Dunham	217	0	2	2	14	0	0	0	0	0.0%	0	0	0.0%	--	0	0
14	Jon Sim	4	1	0	1	0	0	0	0	3	33.3%	14	5	35.7%	09:18	0	0
20/41	Simon Gamage	18	1	0	1	0	1	0	0	8	12.5%	20	11	55.0%	08:00	2	0
34	Wade Flaherty	1	0	1	1	0	0	0	0	0	0.0%	0	0	0.0%	--	0	0
6	Stan Neckar	1	0	1	1	0	0	0	0	0	0.0%	0	0	0.0%	14:59	0	0
8	Doug Friedman	2	0	1	1	14	0	0	0	3	0.0%	0	0	0.0%	07:00	2	1
34	Sheldon Brookbank	3	0	1	1	12	0	0	0	3	0.0%	0	0	0.0%	08:16	2	2
36	Sean Haggerty	3	0	1	1	0	0	0	0	2	0.0%	0	0	0.0%	08:35	4	1
20	Todd Warriner	6	0	1	1	4	0	0	0	6	0.0%	5	3	60.0%	11:15	0	0
36	Niklas Andersson	7	0	1	1	0	0	0	0	7	0.0%	0	0	0.0%	12:50	1	0
28/5	Tomas Kloucek	8	0	1	1	12	0	0	0	1	0.0%	0	0	0.0%	10:53	0	0
13	Jere Karalahti	15	0	1	1	12	0	0	0	8	0.0%	0	0	0.0%	18:45	54	13
4	Vitaly Vishnevski	15	0	1	1	10	0	0	0	6	0.0%	0	0	0.0%	10:02	27	10
40	Mike Farrell	1	0	0	0	0	0	0	0	0	0.0%	0	0	0.0%	05:08	0	0
28	Patrick Leahy	1	0	0	0	0	0	0	0	0	0.0%	0	0	0.0%	05:46	0	0
49	Michael Leighton	1	0	0	0	0	0	0	0	0	0.0%	0	0	0.0%	--	0	0
47	Libor Pivko	1	0	0	0	0	0	0	0	2	0.0%	0	0	0.0%	06:50	0	0
42	Antti Pihlstrom	1	0	0	0	0	0	0	0	1	0.0%	0	0	0.0%	09:08	1	1
12	Yves Sarault	1	0	0	0	0	0	0	0	0	0.0%	0	0	0.0%	05:15	0	0
27	Pascal Trepanier	1	0	0	0	0	0	0	0	1	0.0%	0	0	0.0%	09:55	0	0
32	Mathieu Darche	2	0	0	0	0	0	0	0	1	0.0%	0	0	0.0%	06:39	0	0
31	Brian Finley	2	0	0	0	0	0	0	0	0	0.0%	0	0	0.0%	--	0	0
49	Rory Fitzpatrick	2	0	0	0	2	0	0	0	0	0.0%	0	0	0.0%	09:47	1	0
54	Darren Haydar	2	0	0	0	0	0	0	0	1	0.0%	0	0	0.0%	08:54	0	0
47	Matt Henderson	2	0	0	0	2	0	0	0	0	0.0%	0	0	0.0%	06:23	4	0
20	John Namestnikov	2	0	0	0	2	0	0	0	3	0.0%	0	0	0.0%	15:48	0	0
15	Josh Langfield	2	0	0	0	0	0	0	0	5	0.0%	0	0	0.0%	09:47	2	0
39	Domenic Pittis	2	0	0	0	2	0	0	0	1	0.0%	6	1	16.7%	04:59	0	0
16	Timofei Shishkanov	2	0	0	0	0	0	0	0	0	0.0%	0	0	0.0%	06:31	0	0
50	Petr Sykora	2	0	0	0	0	0	0	0	2	0.0%	11	5	45.5%	08:19	0	0
2	Rob Zettler	2	0	0	0	2	0	0	0	0	0.0%	0	0	0.0%	16:16	5	1
14	Brett Hauer	3	0	0	0	6	0	0	0	2	0.0%	0	0	0.0%	10:29	3	1
12	Brad Smyth	3	0	0	0	6	0	0	0	5	0.0%	0	0	0.0%	09:54	1	0
35	Pekka Rinne	3	0	0	0	0	0	0	0	0	0.0%	0	0	0.0%	--	0	0
51	Francis Bouillon	4	0	0	0	2	0	0	0	0	0.0%	0	0	0.0%	12:52	0	0
14	Rich Brennan	4	0	0	0	2	0	0	0	0	0.0%	0	0	0.0%	14:31	8	3
26	Philip Crowe	4	0	0	0	10	0	0	0	1	0.0%	0	0	0.0%	04:06	5	0
28	Cameron Mann	4	0	0	0	0	0	0	0	5	0.0%	0	0	0.0%	05:53	0	0
48	Jonas Andersson	5	0	0	0	2	0	0	0	4	0.0%	0	0	0.0%	09:06	5	0
35	Jan Lasak	6	0	0	0	2	0	0	0	0	0.0%	0	0	0.0%	--	0	0
42	Pavel Skrbek	8	0	0	0	6	0	0	0	2	0.0%	0	0	0.0%	11:12	4	7
26	Wade Brookbank	9	0	0	0	38	0	0	0	1	0.0%	0	0	0.0%	03:28	0	0
35	Eric Fichaud	9	0	0	0	0	0	0	0	0	0.0%	0	0	0.0%	--	0	0
38	Alexandre Boikov	10	0	0	0	15	0	0	0	4	0.0%	0	0	0.0%	06:45	24	3
5	Brad Bombardir	13	0	0	0	4	0	0	0	9	0.0%	0	0	0.0%	19:02	0	0
74	Brantt Myhres	20	0	0	0	28	0	0	0	1	0.0%	0	0	0.0%	03:48	8	7
33/16	Marc Moro	27	0	0	0	75	0	0	0	11	0.0%	0	0	0.0%	09:49	59	7
39	Dan Ellis	44	0	0	0	0	0	0	0	0	0.0%	0	0	0.0%	--	0	0

## TEAM HISTORY & RECORDS

### ALL-TIME STATISTICS

No	Goalie	GOALIES													
		GP	MINs	GAA	W	L	T	OT	SO	GA	SA	SV%	G	A	PIM
29	Tomas Vokoun	383	21789	2.54	161	159	35	11	21	922	10579	0.913	0	9	111
1	Mike Dunham	217	12494	2.72	81	104	24	0	8	567	6274	0.910	0	2	14
30	Chris Mason	135	7133	2.61	58	43	1	11	12	310	3548	0.913	1	2	8
39	Dan Ellis	44	2229	2.34	23	10	--	3	6	87	1147	0.924	0	0	0
35	Pekka Rinne	3	92	2.61	1	1	0	0	0	4	48	0.917	0	0	0
35	Eric Fichaud	9	447	3.22	0	6	0	0	0	24	229	0.895	0	0	0
35	Jan Lasak	6	267	4.04	0	4	0	0	0	18	143	0.874	0	0	2
34	Wade Flaherty	1	51	4.71	0	1	0	0	0	4	27	0.852	0	1	0
31	Brian Finley	2	107	5.61	0	1	0	0	0	10	54	0.815	0	0	0
49	Michael Leighton	1	20	6.00	0	0	--	0	0	2	10	0.800	0	0	0

# TEAM HISTORY & RECORDS

## ALL-TIME LEADERBOARD

CAREER		SINGLE SEASON	
GAMES PLAYED		GAMES PLAYED	
Kimmo Timonen	573	27 tied with	82
David Legwand	549		
Greg Johnson	502		
Scott Hartnell	436		
Scott Walker	410		

GOALS		GOALS	
David Legwand	121	Paul Kariya	2005-06 31
Scott Walker	96	Steve Sullivan	2005-06 31
Scott Hartnell	93	J.P. Dumont	2007-08 29
Greg Johnson	93	Jason Arnett	2007-08 28
Martin Erat	85	Jason Arnett	2006-07 27
		David Legwand	2006-07 27

ASSISTS		ASSISTS	
Kimmo Timonen	222	Paul Kariya	2005-06 54
David Legwand	206	Paul Kariya	2006-07 52
Martin Erat	168	J.P. Dumont	2006-07 45
Scott Walker	151	Jason Arnett	2007-08 44
Greg Johnson	145	J.P. Dumont	2007-08 43
Cliff Ronning	145	Cliff Ronning	2000-01 43

POINTS		POINTS	
David Legwand	327	Paul Kariya	2005-06 85
Kimmo Timonen	301	Paul Kariya	2006-07 76
Martin Erat	253	J.P. Dumont	2007-08 72
Scott Walker	247	Jason Arnett	2007-08 72
Greg Johnson	238	Steve Sullivan	2005-06 68

PENALTY MINUTES		PENALTY MINUTES	
Scott Hartnell	544	Patrick Cote	1998-99 242
Scott Walker	465	Denny Lambert	1998-99 218
Jordin Tootoo	408	Darcy Hordichuk	2005-06 163
Cale Hulse	370	Drake Berehowsky	1998-99 140
Kimmo Timonen	348	Bob Boughner	1998-99 137
Drake Berehowsky	327	Jordin Tootoo	2003-04 137

GOALTENDING			
CAREER		SINGLE SEASON	
GAMES PLAYED		GAMES PLAYED	
Tomas Vokoun	383	Tomas Vokoun	2003-04 73
Mike Dunham	217	Tomas Vokoun	2002-03 69
Chris Mason	135	Tomas Vokoun	2005-06 61
Dan Ellis	44	Mike Dunham	2001-02 58
Eric Fichaud	9	Mike Dunham	1999-00 52

MINUTES		MINUTES	
Tomas Vokoun	21789	Tomas Vokoun	2003-04 4221
Mike Dunham	12494	Tomas Vokoun	2002-03 3974
Chris Mason	7132	Tomas Vokoun	2005-06 3601
Dan Ellis	2229	Mike Dunham	2001-02 3316
Eric Fichaud	447	Mike Dunham	1999-00 3077

SHUTOUTS		SHUTOUTS	
Tomas Vokoun	21	Dan Ellis	2007-08 6
Chris Mason	12	Chris Mason	2006-07 5
Mike Dunham	8	Tomas Vokoun	2006-07 5
Dan Ellis	6	Chris Mason	2007-08 4
		Tomas Vokoun	2005-06 4
		Mike Dunham	2000-01 4

GAA (min 52 GPI)		GAA (min 26 GPI)	
Tomas Vokoun	2.54	Tomas Vokoun	2002-03 2.20
Chris Mason	2.61	Mike Dunham	2000-01 2.28
Mike Dunham	2.72	Dan Ellis	2007-08 2.34
		Chris Mason	2006-07 2.38
		Tomas Vokoun	2006-07 2.40

SAVE % (min 52 GPI)		SAVE % (min 26 GPI)	
Tomas Vokoun	0.913	Chris Mason	2006-07 0.925
Chris Mason	0.913	Dan Ellis	2007-08 0.924
Mike Dunham	0.910	Mike Dunham	2000-01 0.923
		Tomas Vokoun	2006-07 0.920
		Tomas Vokoun	2005-06 0.919

WINS		WINS	
Tomas Vokoun	161	Tomas Vokoun	2005-06 36
Mike Dunham	81	Tomas Vokoun	2003-04 34
Chris Mason	58	Tomas Vokoun	2006-07 27
Dan Ellis	23	Tomas Vokoun	2002-03 25
Pekka Rinne	1	Chris Mason	2006-07 24

TIES		TIES	
Tomas Vokoun	35	Tomas Vokoun	2002-03 11
Mike Dunham	24	Tomas Vokoun	2003-04 10
Chris Mason	1	Mike Dunham	2001-02 9
		Mike Dunham	1999-00 6
		Tomas Vokoun	2000-01 5

## SEASON LEADERS

Season	Goals	Assists	Points	
1998-99	Sergei Krivokrasov	25	Cliff Ronning	53
1999-00	Cliff Ronning	26	Cliff Ronning	62
2000-01	Scott Walker	25	Cliff Ronning	62
2001-02	Denis Arhipov	20	Cliff Ronning	49
2002-03	Andreas Johansson	20	Kimmo Timonen	48
2003-04	Scott Walker	25	Scott Walker	67
2005-06	Kariya/Sullivan	31	Paul Kariya	85
2006-07	Arnott/Legwand	27	Paul Kariya	76
2007-08	J.P. Dumont	29	Jason Arnott	72

Season	PIM		PPG		SHG	
1998-99	Patrick Cote	242	Sergei Krivokrasov	10	Greg Johnson	3
1999-00	Bob Boughner	97	Patric Kjellberg	9	Tom Fitzgerald	3
2000-01	Cale Hulse	128	Scott Walker	9	Scott Walker	3
2001-02	Cale Hulse	121	Andy Delmore	11	Vitali Yachmenev	2
2002-03	Cale Hulse	121	Andy Delmore	14	Legwand/Skrastins	1
2003-04	Jordin Tootoo	137	Walker/Zidlicky	9	Greg Johnson	4
2005-06	Darcy Hordichuk	163	Paul Kariya	14	Johnson/Sullivan	4
2006-07	Jordin Tootoo	116	Jason Arnott	12	Steve Sullivan	3
2007-08	Jordin Tootoo	100	Jason Arnott	13	Nichol/Smithson	2

Season	GWG		Shots		Shooting %
1998-99	Sergei Krivokrasov	6	Cliff Ronning	239	Andrew Brunette 16.9
1999-00	Three tied with	3	Cliff Ronning	248	Patric Kjellberg 17.8
2000-01	Four tied with	4	Cliff Ronning	237	Scott Walker 15.7
2001-02	Denis Arkipov	6	Andy Delmore	175	Denis Arkipov 16.9
2002-03	Andy Delmore	6	Scott Hartnell	221	Andreas Johansson 16.1
2003-04	David Legwand	5	Kimmo Timonen	180	Scott Walker 15.9
2005-06	Scott Hartnell	8	Paul Kariya	245	Steve Sullivan 16.1
2006-07	David Legwand	7	Paul Kariya	224	Alexander Radulov 18.8
2007-08	J.P. Dumont	8	Jason Arnott	248	J.P. Dumont 15.1

Season	Points (defenseman)		Plus-minus rating		Average time on ice
1998-99	Jamie Heward	18	Rob Valicevic	+4	Joel Bouchard 22:34
1999-00	Kimmo Timonen	33	Vitali Yachmenev	+5	Drake Berehowsky 22:40
2000-01	Kimmo Timonen	25	Mark Eaton	+7	Kimmo Timonen 23:11
2001-02	Kimmo Timonen	42	Scott Hartnell	+5	Kimmo Timonen 24:12
2002-03	Kimmo Timonen	40	Jason York	+13	Kimmo Timonen 22:24
2003-04	Marek Zidlicky	53	Mark Eaton	+16	Kimmo Timonen 23:52
2005-06	Kimmo Timonen	50	Scottie Upshall	+14	Dan Hamhuis 22:33
2006-07	Kimmo Timonen	55	David Legwand	+23	Kimmo Timonen 21:50
2007-08	Marek Zidlicky	43	Jason Arnott	+19	Dan Hamhuis 22:43

Season	Hits		Blocked Shots	
1998-99	Bob Boughner	233	Drake Berehowsky	109
1999-00	Bob Boughner	207	Berehowsky/Skrastins	110
2000-01	Cale Hulse	232	Karlis Skrastins	160
2001-02	Karlis Skrastins	161	Karlis Skrastins	137
2005-06	Darcy Hordichuk	150	Mark Eaton	170
2006-07	Shea Weber	165	Greg Zanon	189
2007-08	Dan Hamhuis	162	Greg Zanon	176

Season	GAA (min. 26 games)	Wins	Save % (min. 26 games)			
1998-99	Tomas Vokoun	2.95	Mike Dunham	16	Dunham/Vokoun	.908
1999-00	Tomas Vokoun	2.78	Mike Dunham	19	Mike Dunham	.908
2000-01	Mike Dunham	2.28	Mike Dunham	21	Mike Dunham	.923
2001-02	Mike Dunham	2.61	Mike Dunham	23	Mike Dunham	.906
2002-03	Tomas Vokoun	2.20	Tomas Vokoun	25	Tomas Vokoun	.918
2003-04	Tomas Vokoun	2.53	Tomas Vokoun	34	Tomas Vokoun	.909
2005-06	Tomas Vokoun	2.67	Tomas Vokoun	36	Tomas Vokoun	.919
2006-07	Chris Mason	2.38	Tomas Vokoun	27	Chris Mason	.925
2007-08	Dan Ellis	2.34	Dan Ellis	23	Dan Ellis	.924

# TEAM HISTORY & RECORDS

## 1998-99 FINAL SCORING

**Record:** 28-47-7

**General Manager:** David Poile

**Head Coach:** Barry Trotz

**Assistant Coaches:** Paul Gardner & Brent Peterson

**Captain:** Tom Fitzgerald

PLAYER		GP	G	A	PTS	PIM
Cliff Ronning	PHX	7	2	5	7	2
	NSH	72	18	35	53	40
	Total	79	20	40	60	42
Greg Johnson		68	16	34	50	24
Sergei Krivokrasov		70	25	23	48	42
Sebastien Bordeleau		72	16	24	40	26
Scott Walker		71	15	25	40	103
Tom Fitzgerald		80	13	19	32	48
Patric Kjellberg		71	11	20	31	24
Andrew Brunette		77	11	20	31	26
Jamie Heward		63	6	12	18	44
Vitali Yachmenev		55	7	10	17	10
Drake Berehowsky		74	2	15	17	140
Denny Lambert		76	5	11	16	218
Joel Bouchard		64	4	11	15	60
Blair Atcheynum	NSH	53	8	6	14	16
John Slaney		46	2	12	14	14
Bob Boughner		79	3	10	13	137
Kimmo Timonen		50	4	8	12	30
Jan Vopat		55	5	6	11	28
Ville Peltonen		14	5	5	10	2
Darren Turcotte		40	4	5	9	16

PLAYER		GP	G	A	PTS	PIM
Robert Valicevic		19	4	2	6	2
Mark Mowers		30	0	6	6	4
J.J. Daigneault	NSH	35	2	2	4	38
Jeff Daniels		9	1	3	4	2
Jeff Nelson		9	2	1	3	2
Patrick Cote		70	1	2	3	242
Jay More		18	0	2	2	18
Doug Friedman		2	0	1	1	14
Karlis Skrastins		2	0	1	1	0
Tomas Vokoun		37	0	1	1	6
Dan Keczer	DAL	22	0	1	1	22
	NSH	16	0	0	0	12
	Total	38	0	1	1	34
David Legwand		1	0	0	0	0
Matt Henderson		2	0	0	0	2
Petr Sykora		2	0	0	0	0
Rob Zettler		2	0	0	0	2
Chris Mason		3	0	0	0	0
Brad Smyth		3	0	0	0	6
Greg de Vries	NSH	6	0	0	0	4
Eric Fichaud		9	0	0	0	0
Mike Dunham		44	0	0	0	4

### GOALTENDING

GOALTENDER	GPI	MIN	AVG	W	L	T	SO	GA	SA	SV%	G	A	PIM
Tomas Vokoun	37	1954	2.95	12	18	4	1	96	1041	.908	0	1	6
Mike Dunham	44	2472	3.08	16	23	3	1	127	1387	.908	0	0	4
Eric Fichaud	9	447	3.22	0	6	0	0	24	229	.895	0	0	0
Chris Mason	3	69	5.22	0	0	0	0	6	44	.864	0	0	0
<b>NSH TOTALS</b>	<b>82</b>	<b>4964</b>	<b>3.15</b>	<b>28</b>	<b>47</b>	<b>7</b>	<b>2</b>	<b>261</b>	<b>2709</b>	<b>.904</b>	<b>0</b>	<b>1</b>	<b>10</b>

### RESULTS

GM#	Date	Opponent	Score	Result	GF	GA
1	Oct. 10	FLA	0-1	L	0	1
2	Oct. 13	CAR	3-2	W	3	3
3	Oct. 17	@ OTT	1-3	L	4	6
4	Oct. 19	@ TOR	2-2 (OT)	T	6	8
5	Oct. 21	@ DET	2-5	L	8	13
6	Oct. 23	CGY	3-4	L	11	17
7	Oct. 24	@ CHI	4-5	L	15	22
8	Oct. 27	VAN	5-4	W	20	26
9	Oct. 31	COL	3-2	W	23	28
10	Nov. 4	@ EDM	2-3	L	25	31
11	Nov. 6	@ CGY	2-1	W	27	32
12	Nov. 7	@ VAN	3-5	L	30	37
13	Nov. 10	@ S.J.	4-2	W	34	39
14	Nov. 12	@ L.A.	3-1	W	37	40
15	Nov. 14	@ STL	1-5	L	38	45
16	Nov. 17	CHI	1-2	L	39	47
17	Nov. 19	STL	3-2	W	42	49
18	Nov. 21	NYI	3-6	L	45	55
19	Nov. 24	@ STL	0-4	L	45	59
20	Nov. 25	CGY	4-3	W	49	62
21	Nov. 27	ANA	3-1	W	52	63
22	Nov. 29	@ NYR	1-5	L	53	68
23	Dec. 1	OTT	1-3	L	54	71
24	Dec. 5	BUF	1-3	L	55	74
25	Dec. 8	EDM	3-3 (OT)	T	58	77
26	Dec. 10	S.J.	2-1	W	60	78
27	Dec. 12	MTL	2-2 (OT)	T	62	80
28	Dec. 16	@ ANA	1-6	L	63	86
29	Dec. 17	@ S.J.	1-3	L	64	89
30	Dec. 19	@ VAN	6-4	W	70	93
31	Dec. 23	DET	5-3	W	75	96
32	Dec. 26	WSH	3-1	W	78	97
33	Dec. 28	@ DAL	0-1	L	78	98
34	Dec. 30	BOS	2-5	L	80	103
35	Jan. 1	STL	5-6	L	85	109
36	Jan. 2	@ CAR	1-4	L	86	113
37	Jan. 4	ANA	2-1	W	88	114
38	Jan. 7	S.J.	3-4	L	91	118
39	Jan. 9	CHI	3-3 (OT)	T	94	121
40	Jan. 11	@ PHI	0-8	L	94	129
41	Jan. 14	@ DET	1-2 (OT)	L	95	131

GM#	Date	Opponent	Score	Result	GF	GA
42	Jan. 15	PHX	2-0	W	97	131
43	Jan. 18	@ BOS	1-8	L	98	139
44	Jan. 19	VAN	4-1	W	102	140
45	Jan. 21	T.B.	2-3	L	104	143
46	Jan. 26	DET	1-4	L	105	147
47	Jan. 28	@ BUF	4-2	W	109	149
48	Jan. 30	@ N.J.	3-2 (OT)	W	112	151
49	Jan. 31	PHX	1-5	L	113	156
50	Feb. 4	@ CGY	2-2 (OT)	T	115	158
51	Feb. 5	@ EDM	2-4	L	117	162
52	Feb. 9	DET	2-5	L	119	167
53	Feb. 12	@ NYI	2-1	W	121	168
54	Feb. 13	PIT	2-3	L	123	171
55	Feb. 15	NYR	4-7	L	127	178
56	Feb. 19	COL	4-4 (OT)	T	131	182
57	Feb. 20	@ STL	4-3	W	135	185
58	Feb. 23	DAL	3-4	L	138	189
59	Feb. 24	@ DAL	2-1	W	140	190
60	Feb. 27	@ COL	1-3	L	141	193
61	Mar. 2	STL	1-5	L	142	198
62	Mar. 4	@ L.A.	4-3	W	146	201
63	Mar. 5	@ ANA	2-3	L	148	204
64	Mar. 7	@ PHX	3-4	L	151	208
65	Mar. 10	@ CHI	2-5	L	153	213
66	Mar. 12	CHI	5-3	W	158	216
67	Mar. 14	EDM	3-1	W	161	217
68	Mar. 16	CGY	2-4	L	163	221
69	Mar. 18	@ MTL	2-3	L	165	224
70	Mar. 20	@ PIT	1-1 (OT)	T	166	225
71	Mar. 24	@ TB	3-0	W	169	225
72	Mar. 26	@ FLA	1-4	L	170	229
73	Mar. 28	DAL	0-3	L	170	232
74	Mar. 30	@ WSH	3-2	W	173	234
75	Apr. 1	PHI	1-2	L	174	236
76	Apr. 3	L.A.	3-2	W	177	238
77	Apr. 7	@ COL	1-4	L	178	242
78	Apr. 9	@ PHX	4-3	W	182	245
79	Apr. 12	L.A.	3-4	L	185	249
80	Apr. 14	@ DET	2-4	L	187	253
81	Apr. 15	@ CHI	2-4	L	189	257
82	Apr. 17	N.J.	1-4	L	190	261

# TEAM HISTORY & RECORDS

## 1999-00 FINAL SCORING

**Record:** 28-40-7-7  
**General Manager:** David Poile

**Head Coach:** Barry Trotz  
**Assistant Coaches:** Paul Gardner & Brent Peterson  
**Captain:** Tom Fitzgerald

PLAYER		GP	G	A	PTS	PIM
Cliff Ronning		82	26	36	62	34
Patric Kjellberg		82	23	23	46	14
Greg Johnson		82	11	33	44	40
Kimmo Timonen		51	8	25	33	26
Vitali Yachmenev		68	16	16	32	12
Drake Berehowsky		79	12	20	32	87
David Legwand		71	13	15	28	30
Scott Walker		69	7	21	28	90
Ville Peltonen		79	6	22	28	22
Sergei Krivokrasov	NSH	63	9	17	26	40
Robert Valicevic		80	14	11	25	21
Randy Robitaille		69	11	14	25	10
Sebastien Bordeleau		60	10	13	23	30
Tom Fitzgerald		82	13	9	22	66
Bill Houlder	T.B	14	1	2	3	2
	NSH	57	2	12	14	24
Total		71	3	14	17	26
Craig Millar		57	3	11	14	28
Karlis Skrstins		59	5	6	11	20

PLAYER		GP	G	A	PTS	PIM
Mark Mowers		41	4	5	9	10
Bob Boughner	NSH	62	2	4	6	97
Richard Lintner		33	1	5	6	22
Joel Bouchard	NSH	52	1	4	5	23
Dan Keczer		24	0	5	5	28
David Gosselin		10	2	1	3	6
Niklas Andersson	NSH	7	0	1	1	0
Darren Turcotte		9	0	1	1	4
Tomas Vokoun		33	0	1	1	8
Bubba Berenzweig		2	0	0	0	0
Alexandre Boikov		2	0	0	0	2
John Namestnikov		2	0	0	0	2
Marian Cisar		3	0	0	0	4
Phil Crowe		4	0	0	0	10
Jan Vopat		6	0	0	0	6
Marc Moro		8	0	0	0	40
Patrick Cote		21	0	0	0	70
Mike Dunham		52	0	0	0	6

### GOALTENDING

GOALTENDER	GPI	MINs	AVG	W	L	T	SO	GA	SA	SV%	G	A	PIM
Tomas Vokoun	33	1879	2.78	9	20	1	1	87	908	.904	0	1	8
Mike Dunham	52	3077	2.85	19	27	6	0	146	1584	.908	0	0	6
<b>NSH TOTALS</b>	<b>82</b>	<b>4986</b>	<b>2.89</b>	<b>28</b>	<b>47</b>	<b>7</b>	<b>1</b>	<b>240</b>	<b>2499</b>	<b>.904</b>	<b>0</b>	<b>1</b>	<b>14</b>

### RESULTS

GM#	Date	Opponent	Score	Result	GF	GA
1	Oct. 2	L.A.	0-2	L	0	2
2	Oct. 5	COL	2-3	L	2	5
3	Oct. 10	@ CHI	3-3 (OT)	T	5	8
4	Oct. 11	@ TOR	4-2	W	9	10
5	Oct. 14	S.J.	1-5	L	10	15
6	Oct. 16	DAL	3-2	W	13	17
7	Oct. 20	@ BUF	4-3	W	17	20
8	Oct. 23	EDM	4-3	W	21	23
9	Oct. 28	@ S.J.	2-3	L	23	26
10	Oct. 30	@ VAN	1-4	L	24	30
11	Oct. 31	@ EDM	2-4	L	26	34
12	Nov. 3	@ CGY	4-5 (OT)	OTL	30	39
13	Nov. 5	CHI	1-3	L	31	42
14	Nov. 10	@ CHI	4-2	W	35	44
15	Nov. 11	@ OTT	2-1	W	37	45
16	Nov. 13	@ PIT	2-6	L	39	51
17	Nov. 18	MTL	6-1	W	45	52
18	Nov. 20	VAN	1-3	L	46	55
19	Nov. 22	@ STL	2-3 (OT)	OTL	48	58
20	Nov. 24	BOS	2-5	L	50	63
21	Nov. 26	@ WSH	0-1	L	50	64
22	Nov. 27	ANA	3-4	L	53	68
23	Nov. 30	PHX	3-6	L	56	74
24	Dec. 2	@ STL	1-3	L	57	77
25	Dec. 4	DET	4-1	W	61	78
26	Dec. 6	@ ATL	4-3 (OT)	W	65	81
27	Dec. 8	@ DET	3-6	L	68	87
28	Dec. 10	STL	2-4	L	70	91
29	Dec. 11	FLA	2-4	L	72	95
30	Dec. 14	@ T.B	4-4 (OT)	T	76	99
31	Dec. 15	@ FLA	2-3	L	78	102
32	Dec. 18	COL	2-2 (OT)	T	80	104
33	Dec. 19	@ PHI	1-1 (OT)	T	81	105
34	Dec. 21	@ BOS	3-1	W	84	106
35	Dec. 23	STL	2-2 (OT)	T	86	108
36	Dec. 26	@ STL	3-2	W	89	110
37	Dec. 28	CAR	3-2	W	92	112
38	Dec. 30	ATL	6-0	W	98	112
39	Jan. 1	S.J.	3-2	W	101	114
40	Jan. 5	@ DAL	1-3	L	102	117
41	Jan. 6	@ DET	2-5	L	104	122

GM#	Date	Opponent	Score	Result	GF	GA
42	Jan. 8	CHI	6-3	W	110	125
43	Jan. 11	@ COL	2-4	L	112	129
44	Jan. 13	VAN	3-4 (OT)	OTL	115	133
45	Jan. 15	PIT	4-2	W	119	135
46	Jan. 18	PHX	4-4 (OT)	T	123	139
47	Jan. 21	@ CGY	4-5 (OT)	OTL	127	144
48	Jan. 23	@ VAN	2-1	W	129	145
49	Jan. 24	@ EDM	3-2 (OT)	W	132	147
50	Jan. 27	L.A.	2-6	L	134	153
51	Jan. 29	CGY	3-1	W	137	154
52	Jan. 31	@ NYR	1-5	L	138	159
53	Feb. 2	@ NYI	6-4	W	144	163
54	Feb. 3	@ N.J.	1-4	L	145	167
55	Feb. 10	BUF	1-2 (OT)	OTL	146	169
56	Feb. 12	WSH	2-4	L	148	173
57	Feb. 15	EDM	1-2	L	149	175
58	Feb. 16	@ DAL	0-3	L	149	178
59	Feb. 18	STL	1-2	L	150	180
60	Feb. 21	DAL	5-2	W	155	182
61	Feb. 23	@ CHI	4-2	W	159	184
62	Feb. 26	T.B	2-3	L	161	187
63	Feb. 29	N.J.	1-2	L	162	189
64	Mar. 2	@ S.J.	3-4	L	165	193
65	Mar. 4	@ L.A.	2-3 (OT)	OTL	167	196
66	Mar. 5	@ ANA	0-1	L	167	197
67	Mar. 7	CHI	3-1	W	170	198
68	Mar. 10	DET	1-3	L	171	201
69	Mar. 12	EDM	4-3	W	175	204
70	Mar. 14	@ DET	2-3 (OT)	OTL	177	207
71	Mar. 16	@ COL	2-2 (OT)	T	179	209
72	Mar. 17	@ PHX	4-3 (OT)	W	183	212
73	Mar. 19	@ L.A.	2-1 (OT)	W	185	213
74	Mar. 21	PHI	0-2	L	185	215
75	Mar. 23	DET	3-6	L	188	221
76	Mar. 25	CGY	1-2	L	189	223
77	Mar. 28	NYI	3-2	W	192	225
78	Mar. 29	@ CAR	1-3	L	193	228
79	Mar. 31	PHX	2-1	W	195	229
80	Apr. 3	@ ANA	1-3	L	196	232
81	Apr. 5	@ PHX	2-3	L	198	235
82	Apr. 7	ANA	1-5	L	199	240



# TEAM HISTORY & RECORDS

## 2000-01 FINAL SCORING

**Record:** 34-36-9-3  
**General Manager:** David Poile

**Head Coach:** Barry Trotz  
**Assistant Coaches:** Paul Gardner & Brent Peterson  
**Captain:** Tom Fitzgerald

PLAYER	GP	G	A	PTS	PIM	
Cliff Ronning	80	19	43	62	28	
Scott Walker	74	25	29	54	66	
Patric Kjellberg	81	14	31	45	12	
David Legwand	81	13	28	41	38	
Vitali Yachmenev	78	15	19	34	10	
Greg Johnson	82	15	17	32	46	
Marian Cisar	60	12	15	27	45	
Randy Robitaille	62	9	17	26	12	
Kimmo Timonen	82	12	13	25	50	
Drake Berehowsky	NSH	66	6	18	24	100
Tom Fitzgerald	82	9	9	18	71	
Bill Houlder	81	4	12	16	40	
Scott Hartnell	75	2	14	16	48	
Robert Valicevic	60	8	6	14	26	
Denis Arkhipov	40	6	7	13	4	
Karlis Skrastins	82	1	11	12	30	
Mark Eaton	38	3	8	11	14	

PLAYER	GP	G	A	PTS	PIM	
Richard Lintner	50	3	5	8	22	
Cale Hulse	82	1	7	8	128	
Greg Classen	27	2	4	6	14	
Sebastien Bordeleau	NSH	14	2	3	5	14
Ville Peltonen	23	3	1	4	2	
Mike Watt	18	1	1	2	8	
Jeremy Stevenson	8	1	0	1	39	
Sean Haggerty	3	0	1	1	0	
Chris Mason	1	0	0	0	0	
Rory Fitzpatrick	2	0	0	0	2	
Bubba Berenzweig	5	0	0	0	0	
Craig Millar	NSH	5	0	0	0	6
Pavel Skrbek	5	0	0	0	4	
Marc Moro	6	0	0	0	12	
Alexandre Boikov	8	0	0	0	13	
Brantt Myhrnes	NSH	20	0	0	0	28
Tomas Vokoun	37	0	0	0	2	
Mike Dunham	48	0	0	0	2	

GOALTENDING													
GOALTENDER	GPI	MINS	AVG	W	L	T	SO	GA	SA	SV%	G	A	PIM
Tomas Vokoun	37	2088	2.44	13	17	5	2	85	940	.910	0	0	2
Mike Dunham	48	2810	2.28	21	21	4	4	107	1381	.923	0	0	2
Chris Mason	1	59	2.03	0	1	0	0	2	20	.900	0	0	0
NSH TOTALS	82	4984	2.41	34	39	9	6	200	2347	.915	0	0	4

RESULTS						
GM#	Date	Opponent	Score	Result	GF	GA
1	Oct. 7	@ PIT	3-1	W	3	1
2	Oct. 8	@ PIT	1-3	L	4	4
3	Oct. 13	WSH	3-1	W	7	5
4	Oct. 14	CAR	2-1	W	9	6
5	Oct. 17	LA	11(OT)	T	10	7
6	Oct. 19	@ DET	2-1(OT)	W	12	8
7	Oct. 21	S.J	3-5	L	15	13
8	Oct. 24	VAN	4-4(OT)	T	19	17
9	Oct. 25	@ COL	1-2(OT)	OTL	20	19
10	Oct. 27	FLA	3-3(OT)	T	23	22
11	Oct. 31	STL	2-4	L	25	26
12	Nov. 2	@ PHI	3-1	W	28	27
13	Nov. 4	ANA	3-3(OT)	T	31	30
14	Nov. 7	@ NYI	1-2	L	32	32
15	Nov. 8	@ N.J	4-3	W	36	35
16	Nov. 11	@ BOS	2-2(OT)	T	38	37
17	Nov. 15	@ ATL	0-1	L	38	38
18	Nov. 16	CBJ	1-5	L	39	43
19	Nov. 18	DET	3-2	W	42	45
20	Nov. 20	@ DET	3-6	L	45	51
21	Nov. 22	DAL	0-1	L	45	52
22	Nov. 24	STL	0-4	L	45	56
23	Nov. 26	@ CAR	7-4	W	52	60
24	Nov. 28	CGY	6-1	W	58	61
25	Nov. 30	@ CHI	3-0	W	61	61
26	Dec. 1	CHI	1-2	L	62	63
27	Dec. 4	@ VAN	3-6	L	65	69
28	Dec. 6	@ EDM	0-4	L	65	73
29	Dec. 7	@ CGY	0-3	L	65	76
30	Dec. 10	@ MIN	2-1	W	67	77
31	Dec. 12	PHI	2-2(OT)	T	69	79
32	Dec. 14	EDM	2-6	L	71	85
33	Dec. 16	CHI	0-3	L	71	88
34	Dec. 20	@ TOR	3-1	W	74	89
35	Dec. 21	@ MTL	2-4	L	76	93
36	Dec. 23	@ NYR	3-2(OT)	W	79	95
37	Dec. 26	COL	5-2	W	84	97
38	Dec. 28	ANA	2-2(OT)	T	86	99
39	Dec. 29	@ COL	1-3	L	87	102
40	Jan. 1	VAN	2-5	L	89	107
41	Jan. 4	@ STL	4-2	W	93	109

GM	Date	Opponent	Score	Result	GF	GA
42	Jan. 6	BUF	0-2	L	93	111
43	Jan. 8	@ VAN	1-2	L	94	113
44	Jan. 10	@ EDM	5-2	W	99	75
45	Jan. 11	@ CGY	1-2	L	100	117
46	Jan. 13	@ S.J	5-3	W	105	120
47	Jan. 16	EDM	1-2	L	106	122
48	Jan. 17	@ DAL	3-4(OT)	OTL	109	126
49	Jan. 19	BOS	1-0(OT)	W	110	126
50	Jan. 21	STL	3-1	W	113	127
51	Jan. 23	ATL	4-3	W	117	130
52	Jan. 24	@ DET	3-4	L	120	134
53	Jan. 27	COL	1-5	L	121	139
54	Jan. 29	@ PHX	5-2	W	126	141
55	Jan. 31	@ ANA	3-0	W	129	141
56	Feb. 1	@ L.A	6-4	W	135	145
57	Feb. 8	CBJ	3-1	W	138	146
58	Feb. 10	@ CBJ	2-3	L	140	149
59	Feb. 13	DAL	1-2	L	141	151
60	Feb. 16	S.J	0-2	L	141	153
61	Feb. 18	T.B	3-2	W	144	155
62	Feb. 20	DET	3-3(OT)	T	147	158
63	Feb. 21	@ WSH	1-2	L	148	160
64	Feb. 24	MIN	2-1	W	150	161
65	Feb. 27	L.A	1-2	L	151	163
66	Mar. 1	CBJ	2-5	L	153	168
67	Mar. 4	NYR	5-2	W	158	170
68	Mar. 6	@ PHX	1-5	L	159	175
69	Mar. 8	@ L.A	1-4	L	160	179
70	Mar. 10	@ S.J	3-0	W	163	179
71	Mar. 11	@ ANA	0-1(OT)	OTL	163	180
72	Mar. 15	@ CHI	2-3	L	165	183
73	Mar. 17	PHX	4-1	W	169	184
74	Mar. 19	@ CBJ	2-1	W	171	185
75	Mar. 21	@ MIN	0-0(OT)	T	171	185
76	Mar. 22	@ CHI	2-1(OT)	W	173	186
77	Mar. 24	OTT	0-4	L	173	190
78	Mar. 29	PHX	4-3(OT)	W	177	193
79	Mar. 31	MIN	4-1	W	181	194
80	Apr. 4	@ DAL	1-5	L	182	199
81	Apr. 5	CGY	4-0	W	186	199
82	Apr. 7	@ STL	0-1	L	186	200

# TEAM HISTORY & RECORDS

## 2001-02 FINAL SCORING

**Record:** 28-41-13-0  
**General Manager:** David Poile

**Head Coach:** Barry Trotz  
**Assistant Coaches:** Paul Gardner & Brent Peterson

**Captain:** Tom Fitzgerald (until 3/13/02)

PLAYER		GP	G	A	PTS	PIM
Cliff Ronning	NSH	67	18	31	49	24
Greg Johnson		82	18	26	44	38
Denis Arkhipov		82	20	22	42	16
Kimmo Timonen		82	13	29	42	28
Scott Hartnell		75	14	27	41	111
Andy Delmore		73	16	22	38	22
Vladimir Orszagh		79	15	21	36	56
Martin Erat		80	9	24	33	32
David Legwand		63	11	19	30	54
Vitali Yachmenev		75	11	16	27	14
Petr Tenkrat	ANA	9	0	0	0	6
	NSH	58	8	16	24	28
Total		67	8	16	24	34
Karlis Skrastins		82	4	13	17	36
Tom Fitzgerald	NSH	63	7	9	16	33
Greg Classen		55	5	6	11	30
Bubba Berenzweig		26	3	7	10	14
Scott Walker		28	4	5	9	18
Jukka Hentunen	CGY	28	2	3	5	4
	NSH	10	2	2	4	0
Total		38	4	5	9	4
Steve Dubinsky	CHI	3	1	0	1	4
	NSH	26	5	2	7	10
Total		29	6	2	8	14
Mark Eaton		58	3	5	8	24
Bill Houlder		82	0	8	8	40

PLAYER		GP	G	A	PTS	PIM
Reid Simpson	MTL	25	1	1	2	63
	NSH	26	5	0	5	69
Total		51	6	1	7	132
Patric Kjellberg	NSH	12	1	3	4	6
Marian Gisar		10	1	2	3	8
Mark Mowers		14	1	2	3	2
Nathan Perrott		22	1	2	3	74
Stu Grimson		30	1	1	2	76
Jere Karalahti	L.A.	30	0	1	1	29
	NSH	15	0	1	1	12
Total		45	0	2	2	41
Mike Dunham		58	0	2	2	2
Cale Hulse		63	0	2	2	121
Adam Hall		1	0	1	1	0
Yves Sarault		1	0	0	0	0
Robert Schnabel		1	0	0	0	0
Pavel Skrbek		3	0	0	0	2
David Gosselin		3	0	0	0	5
Brett Hauer		3	0	0	0	6
Jan Lasak		3	0	0	0	2
Rich Brennan		4	0	0	0	2
Jeremy Stevenson		4	0	0	0	9
Jonas Andersson		5	0	0	0	2
Marc Moro	NSH	13	0	0	0	23
Tomas Vokoun		29	0	0	0	2

### GOALTENDING

GOALTENDER	GPI	MINS	AVG	W	L	T	SO	GA	SA	SV%	G	A	PIM
Mike Dunham	58	3316	2.61	23	24	9	3	144	1525	.906	0	2	2
Tomas Vokoun	29	1471	2.69	5	14	4	2	66	678	.903	0	0	2
Jan Lasak	3	177	4.41	0	3	0	0	13	104	.875	0	0	2
<b>NSH TOTALS</b>	<b>82</b>	<b>4995</b>	<b>2.76</b>	<b>28</b>	<b>41</b>	<b>13</b>	<b>5</b>	<b>230</b>	<b>2314</b>	<b>.901</b>	<b>0</b>	<b>2</b>	<b>6</b>

### RESULTS

GM#	Date	Opponent	Score	Result	GF	GA
1	Oct. 5	@DAL	1-4	L	1	4
2	Oct. 6	STL	2-2 (OT)	T	3	6
3	Oct. 11	CGY	1-0	W	4	6
4	Oct. 13	EDM	3-4	L	7	10
5	Oct. 16	@BUF	3-3 (OT)	T	10	13
6	Oct. 18	CHI	3-5	L	13	18
7	Oct. 20	BOS	1-2	L	14	20
8	Oct. 22	@EDM	4-2	W	18	22
9	Oct. 23	@VAN	2-4	L	20	26
10	Oct. 25	@CGY	5-4 (OT)	W	25	30
11	Oct. 27	DET	0-1	L	25	31
12	Oct. 30	MIN	2-4	L	27	35
13	Oct. 31	@MIN	6-4	W	33	39
14	Nov. 2	@DAL	0-3	L	33	42
15	Nov. 3	DAL	4-1	W	37	43
16	Nov. 8	@MTL	1-3	L	38	46
17	Nov. 10	@OTT	2-3	L	40	49
18	Nov. 13	BUF	4-1	W	44	50
19	Nov. 16	@ATL	4-4 (OT)	T	48	54
20	Nov. 17	CBJ	3-2	W	51	56
21	Nov. 20	@DET	3-6	L	54	62
22	Nov. 21	CHI	4-3	W	58	65
23	Nov. 23	PIT	5-0	W	63	65
24	Nov. 27	@S.J.	2-3	L	65	68
25	Nov. 29	@PHX	0-1	L	65	69
26	Dec. 1	@L.A.	2-4	L	67	73
27	Dec. 2	@ANA	2-4	L	69	77
28	Dec. 6	OTT	4-2	W	73	79
29	Dec. 8	EDM	2-2 (OT)	T	75	81
30	Dec. 11	L.A.	1-1 (OT)	T	76	82
31	Dec. 12	@NYR	4-2	W	80	84
32	Dec. 15	CHI	5-2	W	85	86
33	Dec. 20	VAN	6-2	W	91	88
34	Dec. 23	S.J.	1-1 (OT)	T	92	89
35	Dec. 26	T.B.	0-1	L	92	90
36	Dec. 29	DET	3-2 (OT)	W	95	92
37	Dec. 30	@STL	2-7	L	97	99
38	Jan. 1	COL	4-4 (OT)	T	101	103
39	Jan. 3	@N.J.	4-3	W	105	106
40	Jan. 4	@MIN	1-2	L	106	108
41	Jan. 6	@CBJ	3-4	L	109	112

GM#	Date	Opponent	Score	Result	GF	GA
42	Jan. 8	@TOR	3-4	L	112	116
43	Jan. 10	MIN	2-2 (OT)	T	114	118
44	Jan. 12	ANA	2-1	W	116	119
45	Jan. 14	@ANA	3-5	L	119	124
46	Jan. 15	@L.A.	0-2	L	119	126
47	Jan. 17	TOR	3-2 (OT)	W	122	128
48	Jan. 19	CBJ	2-1	W	124	129
49	Jan. 21	PHX	0-1	L	124	130
50	Jan. 23	@CAR	2-2 (OT)	T	126	132
51	Jan. 24	@PHI	3-2 (OT)	W	129	134
52	Jan. 26	ANA	1-3	L	130	137
53	Jan. 28	@VAN	1-5	L	131	142
54	Jan. 30	@COL	5-2	W	136	144
55	Feb. 6	DAL	2-1	W	138	145
56	Feb. 8	NSH	3-3 (OT)	T	141	148
57	Feb. 9	@CBJ	1-0 (OT)	W	142	148
58	Feb. 12	FLA	1-0	W	143	148
59	Feb. 26	S.J.	1-5	L	144	153
60	Feb. 28	@EDM	3-2	W	147	155
61	Mar. 2	@CGY	2-5	L	149	160
62	Mar. 5	@S.J.	2-0	W	151	160
63	Mar. 7	L.A.	2-3	L	153	163
64	Mar. 9	@FLA	2-2 (OT)	T	155	165
65	Mar. 10	@TB	1-5	L	156	170
66	Mar. 12	VAN	0-5	L	156	175
67	Mar. 15	PHX	2-3	L	158	178
68	Mar. 17	COL	4-5	L	162	183
69	Mar. 19	@STL	1-5	L	163	188
70	Mar. 21	N.J.	3-4	L	166	192
71	Mar. 23	MTL	5-1	W	171	193
72	Mar. 25	DET	3-3 (OT)	T	174	196
73	Mar. 27	@CHI	1-4	L	175	200
74	Mar. 28	@DET	3-3 (OT)	T	178	203
75	Mar. 30	STL	2-4	L	180	207
76	Apr. 1	@COL	1-5	L	181	212
77	Apr. 3	@CHI	3-1	W	184	213
78	Apr. 4	@CBJ	1-2	L	185	215
79	Apr. 6	CGY	3-1	W	188	216
80	Apr. 9	@STL	2-3	L	190	219
81	Apr. 11	NYI	2-5	L	192	224
82	Apr. 14	@PHX	4-6	L	196	230

# TEAM HISTORY & RECORDS

## 2002-03 FINAL SCORING

**Record:** 27-35-13-7  
**General Manager:** David Poile

**Head Coach:** Barry Trotz  
**Assistant Coaches:** Paul Gardner & Brent Peterson  
**Captains:** Greg Johnson, Scott Walker (1/12 - 1/27/03)

PLAYER	GP	G	A	PTS	PIM	
David Legwand	64	17	31	48	34	
Kimmo Timonen	72	6	34	40	46	
Andreas Johansson	56	20	17	37	22	
Denis Arkhipov	79	11	24	35	32	
Andy Delmore	71	18	16	34	28	
Scott Hartnell	82	12	22	34	101	
Scott Walker	60	15	18	33	58	
Vladimir Orszagh	78	16	16	32	38	
Rem Murray	NYR	32	6	6	12	4
Total	NSH	53	6	13	19	18
Adam Hall	79	12	19	31	22	
Oleg Petrov	MTL	53	7	16	23	16
NSH	17	2	2	4	2	
Total		70	9	18	27	18
Vitali Yachmenev	62	5	15	20	12	
Jason York	74	4	15	19	52	
Greg Johnson	38	8	9	17	22	
Todd Warriner	VAN	30	4	6	10	22
PHI	13	2	3	5	6	
NSH	6	0	1	1	4	
Total		49	6	10	16	32
Clarke Wilm	82	5	11	16	36	
Karlis Skrasins	82	3	10	13	44	
Denis Pederson	43	4	6	10	39	

### GOALTENDING

GOALTENDER	GPI	MIN	AVG	W	L	T	SO	GA	SA	SV%	G	A	PIM
Tomas Vokoun	69	3974	2.20	25	31	11	3	146	1771	0.918	0	1	28
Mike Dunham	NSH	15	819	3.15	2	9	2	43	397	0.892	0	0	0
Jan Lasak	3	90	3.33	0	1	0	0	5	39	0.872	0	0	0
Brian Finley	1	47	3.83	0	0	0	0	3	13	0.769	0	0	0
Wade Flaherty	1	51	4.71	0	1	0	0	4	27	0.852	0	1	0
<b>NASHVILLE Totals</b>	<b>82</b>	<b>5015</b>	<b>2.46</b>	<b>27</b>	<b>42</b>	<b>13</b>	<b>3</b>	<b>206</b>	<b>2252</b>	<b>0.909</b>	<b>0</b>	<b>2</b>	<b>28</b>

### RESULTS

GM#	Date	Opponent	Score	Result	GF	GA
1	Oct. 11	@ WSH	4-5	L	4	5
2	Oct. 12	EDM	2-3	L	6	8
3	Oct. 15	@ NYI	3-4 (OT)	OTL	9	12
4	Oct. 18	@ NJ	2-3 (OT)	OTL	11	15
5	Oct. 19	@ NYR	2-3 (OT)	T	13	17
6	Oct. 22	PHX	1-2	L	14	19
7	Oct. 24	SJ	1-2	L	15	21
8	Oct. 26	DET	3-1	W	18	22
9	Oct. 30	@ STL	0-7	L	18	29
10	Nov. 2	@ LA	5-6 (OT)	OTL	23	35
11	Nov. 3	@ PHX	1-2 (OT)	OTL	24	37
12	Nov. 6	@ ANA	1-2	L	25	39
13	Nov. 7	@ S.J.	2-2 (OT)	T	27	41
14	Nov. 10	@ COL	4-3	W	31	44
15	Nov. 12	@ DET	1-4	L	32	48
16	Nov. 14	COL	1-3	L	33	51
17	Nov. 16	CHI	1-1 (OT)	T	34	52
18	Nov. 17	CHI	2-4	L	36	56
19	Nov. 21	@ COL	1-1 (OT)	T	37	57
20	Nov. 23	@ MIN	2-4	L	39	61
21	Nov. 27	S.J.	4-2	W	43	63
22	Nov. 29	NJ	1-2	L	44	65
23	Nov. 30	DAL	5-2	W	49	67
24	Dec. 3	CAR	1-2	L	50	69
25	Dec. 5	@ L.A.	3-2	W	53	71
26	Dec. 7	@ S.J.	4-2	W	57	73
27	Dec. 8	@ ANA	0-3	L	57	76
28	Dec. 10	LA	0-3	L	57	79
29	Dec. 12	STL	2-2 (OT)	T	59	81
30	Dec. 14	MIN	3-1	W	62	82
31	Dec. 17	CGY	0-3	L	62	85
32	Dec. 19	VAN	1-2	L	62	88
33	Dec. 21	@ TB	2-2 (OT)	T	65	90
34	Dec. 23	@ FLA	3-2 (OT)	W	68	92
35	Dec. 26	DAL	3-1	W	71	93
36	Dec. 28	DET	2-4	L	73	97
37	Dec. 30	OTT	3-2	W	76	99
38	Jan. 1	COL	3-7	L	79	106
39	Jan. 4	CHI	3-3 (OT)	T	82	109
40	Jan. 6	@ CBJ	5-1	W	87	110
41	Jan. 7	STL	2-1 (OT)	W	89	111

PLAYER	GP	G	A	PTS	PIM
Mark Eaton	50	2	7	9	22
Cale Hulse	80	2	6	8	121
Martin Erat	27	1	7	8	14
Vern Fiddler	19	4	2	6	14
Bill Houlder	82	2	4	6	46
Brent Gilchrist	41	1	2	3	14
Jon Sim	NSH	4	1	0	1
Scottie Upshall	8	1	0	1	0
Wyatt Smith	11	1	0	1	0
Wade Flaherty	1	0	1	1	0
Reid Simpson	26	0	1	1	56
Tomas Vokoun	69	0	1	1	28
Brian Finley	1	0	0	0	0
Nathan Perrott	NSH	1	0	0	5
Robert Schnabel	1	0	0	0	0
Pascal Trepanier	NSH	1	0	0	0
Darren Haydar	2	0	0	0	0
Domenic Pittis	2	0	0	0	2
Tomas Kloucek	3	0	0	0	2
Jan Lasak	3	0	0	0	0
Bubba Berenzweig	NSH	4	0	0	0
Francis Bouillon	NSH	4	0	0	2
Cameron Mann	4	0	0	0	0
Greg Classen	8	0	0	0	4
Mike Dunham	NSH	15	0	0	0

GM#	Date	Opponent	Score	Result	GF	GA
42	Jan. 11	PHX	4-3 (OT)	W	93	114
43	Jan. 12	@ CHI	0-2	L	93	116
44	Jan. 14	@ VAN	3-4	L	96	120
45	Jan. 16	@ CGY	2-2 (OT)	T	98	122
46	Jan. 18	@ EDM	3-2 (OT)	W	101	124
47	Jan. 21	VAN	3-2	W	104	126
48	Jan. 23	NYR	2-4	L	106	130
49	Jan. 25	TB	3-2	W	109	132
50	Jan. 27	@ BUF	5-1	W	114	133
51	Jan. 28	@ BOS	1-2	L	115	135
52	Jan. 30	@ CBJ	1-2	L	116	137
53	Feb. 4	@ DET	5-5 (OT)	T	121	142
54	Feb. 8	CBJ	3-2	W	124	144
55	Feb. 11	LA	2-3	L	126	147
56	Feb. 13	NYI	2-0	W	128	147
57	Feb. 15	ANA	2-1	W	130	148
58	Feb. 17	BOS	5-1	W	135	149
59	Feb. 20	CGY	4-1	W	139	150
60	Feb. 22	@ OTT	0-4	L	139	154
61	Feb. 23	@ TOR	5-2	W	144	156
62	Feb. 25	CBJ	5-0	W	149	156
63	Feb. 27	PIT	6-0	W	155	156
64	Mar. 1	CHI	5-4 (OT)	W	160	160
65	Mar. 4	@ STL	1-2 (OT)	OTL	161	162
66	Mar. 6	MIN	2-2 (OT)	T	163	164
67	Mar. 7	@ DAL	2-1	W	165	165
68	Mar. 10	MTL	1-3	L	166	168
69	Mar. 12	@ PIT	2-2 (OT)	T	168	170
70	Mar. 14	@ MIN	1-3	L	169	173
71	Mar. 15	STL	0-1	L	169	174
72	Mar. 17	EDM	3-5	L	172	179
73	Mar. 20	@ VAN	2-7	L	179	186
74	Mar. 22	@ CGY	11-0 (OT)	T	176	187
75	Mar. 23	@ EDM	2-3 (OT)	OTL	178	190
76	Mar. 25	PHI	11-0 (OT)	T	179	191
77	Mar. 27	@ CHI	1-4	L	180	195
78	Mar. 29	ATL	2-3	L	182	198
79	Mar. 31	@ DET	0-3	L	182	201
80	Apr. 1	ANA	1-2 (OT)	OTL	183	203
81	Apr. 4	@ PHX	0-1	L	183	204
82	Apr. 6	@ DAL	0-2	L	183	206

# TEAM HISTORY & RECORDS

## 2003-04 FINAL SCORING

**Record:** 38-29-11-4  
**General Manager:** David Poile

**Head Coach:** Barry Trotz  
**Associate Coach & Assistant Coach:** Brent Peterson & Peter Horachek

**Captain:** Greg Johnson

PLAYER		GP	G	A	PTS	PIM
Steve Sullivan	CHI	56	15	28	43	36
	NSH	24	9	21	30	12
Total		80	24	49	73	48
Scott Walker		75	25	42	67	94
Marek Zidlicky		82	14	39	53	82
Martin Erat		76	16	33	49	38
David Legwand		82	18	29	47	46
Kimmo Timonen		77	12	32	44	52
Vladimir Orszagh		82	16	21	37	74
Scott Hartnell		59	18	15	33	87
Greg Johnson		82	14	18	32	33
Sergei Zholtok		59	13	16	29	19
	NSH	11	1	1	2	0
Total		70	14	17	31	19
Adam Hall		79	13	14	27	37
Andreas Johansson		47	12	15	27	26
Dan Hamhuis		80	7	19	26	57
Denis Arkhipov		72	9	12	21	22
Rem Murray		39	8	9	17	12
Jason York		67	2	13	15	64
Mark Eaton		75	4	9	13	26
Jeremy Stevenson		3	0	0	0	2
	NSH	53	5	4	9	103
Total		56	5	4	9	105
Andrew Hutchinson		18	4	4	8	4
Jordin Tootoo		70	4	4	8	137

PLAYER		GP	G	A	PTS	PIM
Shane Hnidy	OTT	37	0	5	5	72
	NSH	9	0	2	2	10
Total		46	0	7	7	82
Wyatt Smith		18	3	1	4	2
Jim McKenzie		61	1	3	4	88
Jason Morgan	CGY	13	0	2	2	2
	NSH	6	0	2	2	2
Total		19	0	4	4	4
Brad Bombardir	MIN	56	1	2	3	21
	NSH	13	0	0	0	4
Total		69	1	2	3	25
Robert Schnabel		20	0	3	3	34
Jamie Allison		47	0	3	3	76
Simon Gamache	ATL	2	0	1	1	0
	NSH	7	1	0	1	0
Total		9	1	1	2	0
Tomas Vokoun		73	0	2	2	35
Stan Neckar	NSH	1	0	1	1	0
Tomas Kloucek	NSH	5	0	1	1	10
Scottie Upshall		7	0	1	1	0
Michael Farrell		1	0	0	0	0
Libor Pivko		1	0	0	0	0
Mathieu Darche		2	0	0	0	0
Timofei Shishkanov		2	0	0	0	0
Wade Brookbank	NSH	9	0	0	0	38
Vernon Fiddler		17	0	0	0	23
Chris Mason		17	0	0	0	4

### GOALTENDING

GOALTENDER	GPI	MIN	AVG	W	L	T	SO	GA	SA	SV%	G	A	PIM
Tomas Vokoun	73	4221	2.53	34	29	10	3	178	1958	.909	0	2	35
Chris Mason	17	744	2.18	4	4	1	1	27	365	.926	0	0	4
<b>NSH TOTALS</b>	<b>82</b>	<b>4999</b>	<b>2.60</b>	<b>38</b>	<b>33</b>	<b>11</b>	<b>4</b>	<b>217</b>	<b>2335</b>	<b>.907</b>	<b>0</b>	<b>2</b>	<b>39</b>

### RESULTS

GM#	Date	Opponent	Score	Result	GF	GA
1	Oct. 9	ANA	3-1	W	3	1
2	Oct. 11	DAL	1-3	L	4	4
3	Oct. 16	STL	4-1	W	8	5
4	Oct. 18	CBJ	3-2	W	11	7
5	Oct. 19	@ CHI	1-3	L	12	10
6	Oct. 23	@ ATL	2-4	L	14	14
7	Oct. 25	COL	3-5	L	17	19
8	Oct. 28	@ STL	0-1	L	17	20
9	Oct. 30	DET	5-3	W	22	23
10	Nov. 1	DAL	1-1 (OT)	T	23	24
11	Nov. 2	@ DAL	3-7	L	26	31
12	Nov. 5	VAN	3-4	L	29	35
13	Nov. 7	CHI	1-2	L	30	37
14	Nov. 8	@ DET	4-3	W	34	40
15	Nov. 13	CGY	4-1	W	38	41
16	Nov. 15	NYI	4-3	W	42	44
17	Nov. 19	@ LA	0-3	L	42	47
18	Nov. 21	@ ANA	4-3 (OT)	W	46	50
19	Nov. 22	@ SJ	1-3	L	47	53
20	Nov. 24	@ COL	3-2	W	50	55
21	Nov. 26	CBJ	4-2	W	54	57
22	Nov. 28	@ BOS	2-1	W	56	58
23	Nov. 29	BUF	4-1	W	60	59
24	Dec. 3	@ CAR	2-1 (OT)	W	62	60
25	Dec. 4	@ CBJ	4-2	W	66	62
26	Dec. 6	@ STL	1-4	L	67	66
27	Dec. 11	LA	1-4	L	68	70
28	Dec. 13	FLA	2-2 (OT)	T	70	72
29	Dec. 16	VAN	1-2 (OT)	OTL	71	74
30	Dec. 18	@ MTL	4-5 (OT)	OTL	75	79
31	Dec. 20	DET	1-0	W	76	79
32	Dec. 22	PHX	3-3 (OT)	T	79	82
33	Dec. 23	@ MIN	3-3 (OT)	T	82	85
34	Dec. 26	@ DAL	1-2	L	83	87
35	Dec. 27	@ PHX	3-1	W	86	88
36	Dec. 29	@ SJ	2-5	L	88	93
37	Jan. 1	PIT	3-2	W	91	95
38	Jan. 3	NJ	3-2	W	94	97
39	Jan. 5	@ DET	0-6	L	94	103
40	Jan. 6	@ TOR	1-2	L	95	105
41	Jan. 8	COL	4-3 (OT)	W	99	108

GM#	Date	Opponent	Score	Result	GF	GA
42	Jan. 10	STL	3-1	W	102	109
43	Jan. 12	@ MIN	3-3 (OT)	T	105	112
44	Jan. 13	LA	0-0 (OT)	T	105	112
45	Jan. 15	PHX	4-3	W	109	115
46	Jan. 17	EDM	2-1	W	111	116
47	Jan. 19	MIN	2-1	W	113	117
48	Jan. 22	@ CGY	0-4	L	113	121
49	Jan. 24	@ EDM	4-3	W	117	124
50	Jan. 25	@ VAN	1-4	L	118	128
51	Jan. 29	@ CBJ	6-4	W	124	132
52	Jan. 31	SJ	3-2 (OT)	W	127	134
53	Feb. 3	DET	1-4	L	128	138
54	Feb. 5	TB	2-5	L	130	143
55	Feb. 11	@ CHI	2-5	L	132	148
56	Feb. 13	WAS	5-2	W	137	150
57	Feb. 15	EDM	2-2 (OT)	T	139	152
58	Feb. 16	@ CBJ	2-4	L	141	156
59	Feb. 18	SJ	7-3	W	148	159
60	Feb. 20	@ ANA	3-2 (OT)	W	151	161
61	Feb. 21	@ PHX	8-2	W	159	163
62	Feb. 23	@ LA	0-3	L	159	166
63	Feb. 26	MIN	4-1	W	163	167
64	Feb. 28	NYR	2-1 (OT)	W	165	168
65	Mar. 1	CHI	2-2 (OT)	T	167	170
66	Mar. 3	@ PHI	2-5	L	169	175
67	Mar. 4	@ PIT	9-4	W	178	179
68	Mar. 6	@ OTT	2-4	L	180	183
69	Mar. 9	BOS	2-3	L	182	186
70	Mar. 11	@ STL	1-1 (OT)	T	183	187
71	Mar. 13	CGY	4-4 (OT)	T	187	191
72	Mar. 14	@ DET	2-3 (OT)	OTL	189	194
73	Mar. 16	@ VAN	2-2 (OT)	T	191	196
74	Mar. 19	@ EDM	4-5	L	195	201
75	Mar. 20	@ CGY	3-1	W	198	202
76	Mar. 23	ANA	1-4	L	199	206
77	Mar. 25	@ NYR	4-2	W	203	208
78	Mar. 27	CBJ	2-3 (OT)	OTL	205	211
79	Mar. 30	CHI	5-2	W	210	213
80	Apr. 1	@ CHI	1-1	W	213	214
81	Apr. 3	STL	1-4	L	214	218
82	Apr. 4	@ COL	2-1 (OT)	W	216	219

# TEAM HISTORY & RECORDS

## 2005-06 FINAL SCORING

**Record:** 49-25-8  
**General Manager:** David Poile

**Head Coach:** Barry Trotz  
**Associate Coach & Assistant Coach:** Brent Peterson & Peter Horachek

**Captain:** Greg Johnson

PLAYER	GP	G	A	PTS	PIM
Paul Kariya	82	31	54	85	40
Steve Sullivan	69	31	37	68	50
Mike Sillinger	STL 48	22	19	41	49
	NSH 31	10	12	22	14
Total	79	32	31	63	63
Yanic Perreault	69	22	35	57	30
Kimmo Timonen	79	11	39	50	74
Martin Erat	80	20	29	49	76
Marek Zidlicky	67	12	37	49	82
Scott Hartnell	81	25	23	48	101
Dan Hamhuis	82	7	31	38	70
Adam Hall	75	14	15	29	40
David Legwand	44	7	19	26	34
Scottie Upshall	48	8	16	24	34
Greg Johnson	68	11	8	19	10
Scott Walker	33	5	11	16	36
Ryan Suter	71	1	15	16	66
Jerred Smithson	66	5	9	14	54
Brendan Witt	WSH 58	1	10	11	141
	NSH 17	0	3	3	68
Total	75	1	13	14	209

PLAYER	GP	G	A	PTS	PIM
Darcy Hordichuk	74	7	6	13	163
Vernon Fiddler	40	8	4	12	42
Danny Markov	58	0	11	11	62
Jordin Tootoo	34	4	6	10	55
Shea Weber	28	2	8	10	42
Jeremy Stevenson	NSH 35	4	3	7	74
Simon Gamache	NSH 11	0	0	0	0
	STL 15	3	4	7	10
Total	26	3	4	7	10
Scott Nichol	34	3	3	6	79
Mark Eaton	69	3	1	4	44
Kris Beech	NSH 5	1	2	3	0
Greg Zanon	4	0	2	2	6
Tomas Vokoun	61	0	2	2	26
Chris Mason	23	1	0	1	0
Jamie Allison	20	0	1	1	45
Brian Finley	1	0	0	0	0
Kevin Klein	2	0	0	0	0
Pekka Rinne	2	0	0	0	0

### GOALTENDING

GOALTENDER	GPI	MIN	AVG	W	L	OT	SO	GA	SA	SV%	G	A	PIM
Chris Mason	23	1227	2.54	12	5	1	2	52	597	.913	0	0	28
Tomas Vokoun	61	3601	2.67	36	18	7	4	160	1984	.919	2	26	0
Pekka Rinne	2	63	3.81	1	1	0	0	4	40	.900	0	0	0
Brian Finley	1	60	7.00	0	1	0	0	7	41	.829	0	0	0
<b>NSH TOTALS</b>	<b>82</b>	<b>4980</b>	<b>2.70</b>	<b>49</b>	<b>25</b>	<b>8</b>	<b>6</b>	<b>224</b>	<b>2663</b>	<b>.916</b>	<b>2</b>	<b>26</b>	<b>0</b>

### RESULTS

GM#	Date	Opponent	Score	Result	GF	GA
1	Oct. 5	S.J	3-2	W	3	2
2	Oct. 8	ANA	3-2 (SO)	W	6	4
3	Oct. 12	@ COL	5-4	W	11	8
4	Oct. 13	@ PHX	5-4 (SO)	W	16	12
5	Oct. 15	@ STL	4-1	W	20	13
6	Oct. 20	STL	3-2 (SO)	W	23	15
7	Oct. 22	S.J	2-1	W	25	16
8	Oct. 25	CHI	5-3	W	30	19
9	Oct. 26	@ CBJ	2-3 (OT)	OTL	32	22
10	Oct. 29	EDM	1-5	L	33	27
11	Nov. 1	@ ANA	1-4	L	34	31
12	Nov. 2	@ S.J	2-3 (OT)	OTL	36	34
13	Nov. 5	@ L.A	2-3 (SO)	OTL	38	37
14	Nov. 8	EDM	3-2	W	41	39
15	Nov. 10	DAL	5-3	W	46	42
16	Nov. 12	STL	3-1	W	49	43
17	Nov. 15	L.A	3-2	W	52	45
18	Nov. 19	@ MIN	2-4	L	54	49
19	Nov. 23	@ CBJ	4-2	W	58	51
20	Nov. 24	L.A	4-3	W	62	54
21	Nov. 26	DAL	1-3	L	63	57
22	Nov. 29	CGY	2-0	W	65	57
23	Dec. 1	MIN	2-1	W	67	58
24	Dec. 3	PHI	4-3 (SO)	W	71	61
25	Dec. 7	@ WSH	5-2	W	76	63
26	Dec. 8	NYR	1-5	L	77	68
27	Dec. 10	@ T.B	3-4	L	80	72
28	Dec. 13	@ FLA	3-7	L	83	79
29	Dec. 15	CHI	5-3	W	88	82
30	Dec. 17	CBJ	7-3	W	95	85
31	Dec. 20	COL	3-2	W	98	87
32	Dec. 21	@ CHI	6-1	W	104	88
33	Dec. 23	@ CBJ	5-4	W	109	92
34	Dec. 27	@ CGY	4-3	W	113	95
35	Dec. 28	@ VAN	3-4	L	116	99
36	Dec. 30	@ EDM	2-4	L	118	103
37	Jan. 1	ANA	2-4	L	120	107
38	Jan. 3	@ COL	0-3	L	120	110
39	Jan. 4	@ STL	4-3	W	124	113
40	Jan. 6	DET	1-3	L	125	116
41	Jan. 8	@ CHI	5-1	W	130	117

GM#	Date	Opponent	Score	Result	GF	GA
42	Jan. 10	NYI	2-1	W	132	118
43	Jan. 11	@ ATL	3-4 (SO)	OTL	135	122
44	Jan. 13	@ CAR	4-5 (OT)	OTL	139	127
45	Jan. 15	PIT	5-4	W	144	131
46	Jan. 19	N.J	3-4 (SO)	OTL	147	135
47	Jan. 21	CBJ	7-2	W	154	137
48	Jan. 23	@ DET	3-2	W	157	139
49	Jan. 24	@ DET	2-1 (OT)	W	159	140
50	Jan. 26	@ MIN	1-5	L	160	145
51	Jan. 28	@ CBJ	3-4	L	163	149
52	Feb. 1	COL	1-2	L	164	151
53	Feb. 2	COL	4-3 (OT)	W	168	154
54	Feb. 4	CHI	6-0	W	174	154
55	Feb. 6	@ DAL	2-4	L	176	158
56	Feb. 8	@ DET	0-6	L	176	164
57	Feb. 9	DET	2-3	L	178	167
58	Feb. 11	CBJ	5-2	W	183	169
59	Mar. 1	@ CHI	0-3	L	183	172
60	Mar. 2	VAN	3-1	W	186	173
61	Mar. 5	@ EDM	2-3 (OT)	OTL	188	176
62	Mar. 7	@ CGY	3-2	W	191	178
63	Mar. 9	@ VAN	3-2 (OT)	W	194	180
64	Mar. 11	@ S.J	2-3 (OT)	OTL	196	183
65	Mar. 14	VAN	5-0	W	201	183
66	Mar. 16	PHX	2-0	W	203	183
67	Mar. 18	CGY	9-4	W	212	187
68	Mar. 20	STL	4-2	W	216	189
69	Mar. 21	@ DET	3-2 (SO)	W	219	191
70	Mar. 24	@ ANA	3-6	L	222	197
71	Mar. 25	@ L.A	4-6	L	226	203
72	Mar. 28	@ PHX	3-5	L	229	208
73	Mar. 30	DET	2-4	L	231	212
74	Apr. 1	STL	2-1	W	233	213
75	Apr. 3	CBJ	1-3	L	234	216
76	Apr. 5	@ CHI	3-4	L	237	220
77	Apr. 6	@ STL	3-0	W	240	220
78	Apr. 8	CHI	2-1 (SO)	W	242	221
79	Apr. 11	@ STL	2-0	W	244	221
80	Apr. 13	MIN	4-2	W	248	223
81	Apr. 15	PHX	5-1	W	253	224
82	Apr. 18	DET	6-3	W	259	227

# TEAM HISTORY & RECORDS

## 2006-07 FINAL SCORING

**Record:** 51-23-8  
**General Manager:** David Poile

**Head Coach:** Barry Trotz  
**Associate Coach & Assistant Coach:** Brent Peterson & Peter Horachek

**Captain:** Kimmo Timonen

PLAYER	GP	G	A	PTS	PIM
Paul Kariya	82	24	52	76	36
J.P. Dumont	82	21	45	66	28
David Legwand	78	27	36	63	44
Steve Sullivan	57	22	38	60	20
Martin Erat	68	16	41	57	50
Peter Forsberg	PHI 40	11	29	40	72
	NSH 17	2	13	15	16
Total	57	13	42	55	88
Kimmo Timonen	80	13	42	55	42
Jason Arnott	68	27	27	54	48
Shea Weber	79	17	23	40	60
Scott Hartnell	64	22	17	39	96
Alexander Radulov	64	18	19	37	26
Marek Zidlicky	79	4	26	30	72
Vernon Fiddler	72	11	15	26	40
Ryan Suter	82	8	16	24	54
Dan Hamhuis	81	6	14	20	66
Scott Nichol	59	7	6	13	79

PLAYER	GP	G	A	PTS	PIM
Josel Vasicek	NSH 38	4	9	13	29
Vitaly Vishnevski	ATL 52	3	9	12	31
	NSH 15	0	1	1	10
Total	67	3	10	13	41
Jerred Smithson	64	5	7	12	42
Jordin Tootoo	65	3	6	9	116
Greg Zanon	66	3	5	8	32
Ramzi Abid	13	1	4	5	13
Darcy Hordichuk	53	1	3	4	90
Scottie Upshall	NSH 14	2	1	3	18
Mikko Lehtonen	NSH 15	1	2	3	8
Tomas Vokoun	44	0	2	2	4
Kevin Klein	3	1	0	1	0
Sheldon Brookbank	3	0	1	1	12
Rich Peverley	13	0	1	1	0
Chris Mason	40	0	1	1	4
Patrick Leahy	1	0	0	0	0
Michael Leighton	NSH 1	0	0	0	0

### GOALTENDING

GOALTENDER	GPI	MINs	AVG	W	L	OT	SO	GA	SA	SV%	G	A	PIM
Chris Mason	40	2342	2.38	24	11	4	5	93	1244	.925	0	1	4
Tomas Vokoun	44	2601	2.40	27	12	4	5	104	1299	.920	0	2	4
Michael Leighton	1	20	6.00	0	0	0	0	2	10	.800	0	0	0
<b>NSH TOTALS</b>	<b>82</b>	<b>4989</b>	<b>2.49</b>	<b>51</b>	<b>23</b>	<b>8</b>	<b>11</b>	<b>207</b>	<b>2561</b>	<b>.919</b>	<b>0</b>	<b>3</b>	<b>8</b>

Vokoun & Mason shared a shutout on Nov. 23, 2006 vs. Vancouver.

### RESULTS

GM#	Date	Opponent	Score	Result	GF	GA
1	Oct. 5	@CHI	6-8	L	6	8
2	Oct. 7	@MIN	5-6	L	11	14
3	Oct. 12	@CHI	1-3	L	12	17
4	Oct. 14	PHX	4-1	W	16	18
5	Oct. 16	@NYI	2-1 (SO)	W	18	19
6	Oct. 18	@NYR	3-0	W	21	19
7	Oct. 19	@N.J.	4-3 (SO)	W	25	22
8	Oct. 21	VAN	3-4 (OT)	OTL	28	26
9	Oct. 26	S.J.	4-3	W	32	29
10	Oct. 28	@CGY	3-2	W	35	31
11	Oct. 31	@VAN	3-2	W	38	33
12	Nov. 1	@EDM	5-3	W	43	36
13	Nov. 4	@MIN	4-3	W	47	39
14	Nov. 10	@DET	0-3	L	47	42
15	Nov. 11	COL	1-0	W	48	42
16	Nov. 15	@CBJ	5-4	W	53	46
17	Nov. 16	MIN	6-7 (SO)	OTL	59	53
18	Nov. 18	CBJ	4-2	W	63	55
19	Nov. 20	@CBJ	3-1	W	66	56
20	Nov. 22	@DAL	0-1	L	66	57
21	Nov. 23	VAN	6-0	W	72	57
22	Nov. 25	DET	6-2	W	78	59
23	Nov. 29	@PHI	3-2	W	81	61
24	Nov. 30	@STL	5-4	W	86	65
25	Dec. 2	CHI	3-4 (OT)	OTL	89	69
26	Dec. 4	@PHX	2-3	L	91	72
27	Dec. 6	@ANA	0-4	L	91	76
28	Dec. 7	@LA	4-1	W	95	77
29	Dec. 9	@S.J.	1-3	L	96	80
30	Dec. 12	EDM	3-2	W	99	82
31	Dec. 14	OTT	6-0	W	105	82
32	Dec. 16	STL	3-2 (SO)	W	108	84
33	Dec. 17	@STL	2-1 (OT)	W	110	85
34	Dec. 20	@CHI	2-1	W	112	86
35	Dec. 21	BUF	2-7	L	114	93
36	Dec. 23	LA	7-0	W	121	93
37	Dec. 26	STL	3-2 (SO)	W	124	95
38	Dec. 29	@DAL	1-4	L	125	99
39	Dec. 30	BOS	5-0	W	130	99
40	Jan. 1	BOS	3-5	L	133	104
41	Jan. 5	@CHI	8-3	W	141	107

GM#	Date	Opponent	Score	Result	GF	GA
42	Jan. 6	STL	3-2	W	144	109
43	Jan. 9	ANA	5-4 (OT)	W	149	113
44	Jan. 12	CBJ	2-0	W	151	113
45	Jan. 13	@CBJ	4-1	W	155	114
46	Jan. 15	CGY	5-3	W	160	117
47	Jan. 17	@DET	3-5	L	163	122
48	Jan. 18	CBJ	4-0	W	167	122
49	Jan. 20	CHI	6-3	W	173	125
50	Jan. 26	@CHI	3-1	W	176	126
51	Jan. 27	@STL	6-3	W	182	129
52	Jan. 30	@COL	3-4	L	185	133
53	Feb. 1	@PHX	2-3	L	187	136
54	Feb. 3	ANA	3-0	W	190	136
55	Feb. 6	@PIT	1-4	L	191	140
56	Feb. 8	TOR	4-2	W	195	142
57	Feb. 10	LA	1-4	L	196	146
58	Feb. 14	S.J.	5-0	W	201	146
59	Feb. 16	@STL	0-1	L	201	147
60	Feb. 17	MIN	1-4	L	202	151
61	Feb. 19	PHX	4-1	W	206	152
62	Feb. 22	MTL	5-6 (SO)	OTL	211	158
63	Feb. 24	DET	4-3 (OT)	W	215	161
64	Feb. 25	@CBJ	4-3 (SO)	W	219	164
65	Feb. 28	@S.J.	4-3 (SO)	W	223	167
66	Mar. 3	@LA	6-3	W	229	170
67	Mar. 4	@ANA	2-3 (SO)	OTL	231	173
68	Mar. 6	@DET	3-4 (SO)	OTL	234	177
69	Mar. 8	CGY	6-3	W	240	180
70	Mar. 10	CBJ	2-1	W	242	181
71	Mar. 13	DET	2-5	L	244	186
72	Mar. 14	@DET	2-4	L	246	190
73	Mar. 17	DAL	3-2	W	249	192
74	Mar. 21	@VAN	0-2	L	249	194
75	Mar. 22	@CGY	2-3 (OT)	OTL	251	197
76	Mar. 24	@EDM	4-0	W	255	197
77	Mar. 27	EDM	4-3	W	259	200
78	Mar. 29	DET	1-2	L	260	202
79	Mar. 31	DAL	2-4	L	262	206
80	Apr. 3	CHI	2-3 (SO)	OTL	264	209
81	Apr. 5	STL	4-1	W	268	210
82	Apr. 7	@COL	4-2	W	272	212



# TEAM HISTORY & RECORDS

## RECORD BY GAME

### BEST

GAME	POINTS	# OF TIMES	RECORD	LAST TIME...
1	2	4	1-0-0	2007-08
2	4	2	2-0-0	2007-08
3	6	1	3-0-0	2005-06
4	8	1	4-0-0	2005-06
5	10	1	5-0-0	2005-06
6	12	1	6-0-0	2005-06
7	14	1	7-0-0	2005-06
8	16	1	8-0-0	2005-06
9	17	1	8-0-1	2005-06
10	17	1	8-1-1	2005-06
11	17	1	8-2-1	2005-06
12	18	1	8-2-2	2005-06
13	19	2	9-3-1/8-2-3	2006-07/2005-06
14	21	1	9-2-3	2005-06
15	23	1	10-2-3	2005-06
16	25	1	11-2-3	2005-06
17	27	1	12-3-3	2005-06
18	27	1	12-3-3	2005-06
19	29	1	13-3-3	2005-06
20	31	1	14-3-3	2005-06
21	31	1	14-4-3	2005-06
22	33	1	15-4-3	2005-06
23	35	1	16-4-3	2005-06
24	37	1	17-4-3	2005-06
25	39	1	18-4-3	2005-06
26	39	1	18-5-3	2005-06
27	39	1	18-6-3	2005-06
28	39	2	18-7-3	2006-07
29	41	1	19-7-3	2005-06
30	43	1	20-7-3	2005-06
31	45	1	21-7-3	2005-06
32	47	1	22-7-3	2005-06
33	49	1	23-7-3	2005-06
34	51	1	24-7-3	2005-06
35	51	1	24-8-3	2005-06
36	51	2	24-9-3	2006-07
37	53	1	25-9-3	2006-07
38	53	1	25-10-3	2006-07
39	55	1	26-10-3	2006-07
40	55	1	26-11-3	2006-07
41	57	1	27-11-3	2006-07
42	59	1	28-11-3	2006-07
43	61	1	29-11-3	2006-07
44	63	1	30-11-3	2006-07
45	65	1	31-11-3	2006-07
46	67	1	32-11-3	2006-07
47	67	1	32-12-3	2006-07
48	69	1	33-12-3	2006-07
49	71	1	34-12-3	2006-07
50	73	1	35-12-3	2006-07
51	75	1	36-12-3	2006-07
52	75	1	36-13-3	2006-07
53	75	1	36-14-3	2006-07
54	77	1	37-14-3	2006-07
55	77	1	37-15-3	2006-07
56	79	1	38-15-3	2006-07
57	79	1	38-16-3	2006-07
58	81	1	39-16-3	2006-07
59	81	1	39-17-3	2006-07
60	81	1	39-18-3	2006-07
61	83	1	40-18-3	2006-07
62	84	1	40-18-4	2006-07
63	86	1	41-18-4	2006-07
64	88	1	42-18-4	2006-07
65	90	1	43-18-4	2006-07
66	92	1	44-18-4	2006-07
67	93	1	44-18-5	2006-07
68	94	1	44-18-6	2006-07
69	96	1	45-18-6	2006-07
70	98	1	46-18-6	2006-07
71	98	1	46-19-6	2006-07
72	98	1	46-20-6	2006-07
73	100	1	47-20-6	2006-07
74	100	1	47-21-6	2006-07
75	101	1	47-21-7	2006-07
76	103	1	48-21-7	2006-07
77	105	1	49-21-7	2006-07
78	105	1	49-22-7	2006-07
79	105	1	49-23-7	2006-07
80	106	1	49-23-8	2006-07
81	104	1	50-23-8	2006-07
82	106	1	51-23-8	2006-07

### WORST

GAME	POINTS	# OF TIMES	RECORD	LAST TIME...
1	0	5	0-1-0	2006-07
2	0	3	0-2-0	2006-07
3	0	1	0-3-0	2006-07
4	2	2	1-3-0/0-2-0-2	2006-07/2002-03
5	3	3	0-2-1/1-1-0	2002-03/1999-00
6	3	2	0-3-1/2-1-4-1	2002-03/1998-99
7	3	2	0-4-1/2-1-5-1	2002-03/1998-99
8	4	1	2-6-0	2007-08
9	5	1	1-5-1-2	2002-03
10	6	1	1-5-1-3	2002-03
11	7	1	1-5-1-4	2002-03
12	7	1	1-6-1-4	2002-03
13	8	1	1-6-2-4	2002-03
14	10	2	2-6-2-4/4-8-2-0	2002-03/2001-02
15	10	1	2-7-2-4	2002-03
16	10	1	2-8-2-4	2002-03
17	11	1	2-8-3-4	2002-03
18	11	1	2-9-3-4	2002-03
19	12	1	2-9-4-4	2002-03
20	12	1	2-10-4-4	2002-03
21	14	1	3-10-4-4	2002-03
22	14	1	3-11-4-4	2002-03
23	16	1	4-11-4-4	2002-03
24	16	1	4-12-4-4	2002-03
25	18	1	5-12-4-4	2002-03
26	20	1	6-12-4-4	2002-03
27	20	1	6-13-4-4	2002-03
28	20	1	6-14-4-4	2002-03
29	21	2	6-14-5-4/9-17-1-2	2002-03/1999-00
30	22	1	9-17-2-2	1999-00
31	22	1	9-18-2-2	1999-00
32	23	1	7-16-5-4/9-18-3-2	2002-03/1999-00
33	24	2	7-16-6-4/9-18-4-2	2002-03/1999-00
34	26	2	8-16-6-4/10-18-4-2	2002-03/1999-00
35	27	1	10-18-5-2	1999-00
36	28	1	9-17-6-4	2002-03
37	30	1	10-17-6-4	2002-03
38	30	1	10-18-6-4	2002-03
39	31	1	10-18-7-4	2002-03
40	32	1	14-22-4	1998-99
41	32	1	14-23-4	1998-99
42	34	1	15-23-4	1998-99
43	34	1	15-24-4	1998-99
44	36	1	16-24-4	1998-99
45	36	1	16-25-4	1998-99
46	36	1	16-26-4	1998-99
47	38	1	17-26-4	1998-99
48	40	1	18-26-4	1998-99
49	40	1	18-27-4	1998-99
50	41	1	18-27-5	1998-99
51	41	1	18-28-5	1998-99
52	41	1	18-29-5	1998-99
53	43	1	19-29-5	1998-99
54	43	1	19-30-5	1998-99
55	43	1	19-31-5	1998-99
56	44	1	19-31-6	1998-99
57	46	1	20-31-6	1998-99
58	46	1	20-32-6	1998-99
59	48	1	21-32-6	1998-99
60	48	1	21-33-6	1998-99
61	48	1	21-34-6	1998-99
62	50	1	22-34-6	1998-99
63	50	1	22-35-6	1998-99
64	50	1	22-36-6	1998-99
65	50	1	22-37-6	1998-99
66	52	1	23-37-6	1998-99
67	54	1	24-37-6	1998-99
68	54	1	24-38-6	1998-99
69	54	1	24-39-6	1998-99
70	55	1	24-39-7	1998-99
71	57	1	25-39-7	1998-99
72	57	1	25-40-7	1998-99
73	57	1	25-41-7	1998-99
74	59	1	26-41-7	1998-99
75	59	1	26-42-7	1998-99
76	61	1	27-42-7	1998-99
77	61	1	27-43-7	1998-99
78	63	1	28-43-7	1998-99
79	63	1	28-44-7	1998-99
80	63	1	28-45-7	1998-99
81	63	1	28-46-7	1998-99
82	63	1	28-47-7	1998-99

# TEAM HISTORY & RECORDS

## HAT TRICKS & PENALTY SHOTS

### PREDATORS' HAT TRICKS

NO. DATE	PLAYER	SCORE	GOALTENDER
1 11/10/99	Rob Valicevic	Nashville 4 at Chicago 2	Jocelyn Thibault (2), Steve Passmore
2 12/26/00	Scott Walker	Colorado 2 at Nashville 5	David Aebischer (2), Empty Net
3 12/15/01	Petr Tenkrat	Chicago 2 at Nashville 5	Steve Passmore
4 11/27/02	Andreas Johansson	San Jose 2 at Nashville 4	Evgeni Nabokov
5 11/29/03	Vladimir Orszagh	Buffalo 1 at Nashville 4	Martin Biron
6 12/22/03	Scott Walker	Phoenix 3 at Nashville 3 (OT)	Brian Boucher
7 2/18/04	Steve Sullivan	San Jose 3 at Nashville 7	Evgeni Nabokov
8 11/10/05	Steve Sullivan	Dallas 3 at Nashville 5	Marty Turco
9 2/14/06	Scott Hartnell	Chicago 0 at Nashville 6	Adam Munro (2), Craig Anderson
10 4/18/06	Paul Kariya	Detroit 3 at Nashville 6	Chris Osgood
11 12/14/06	Steve Sullivan	Ottawa 0 at Nashville 6	Ray Emery
12 1/20/07	David Legwand	Chicago 3 at Nashville 6	Nikolai Khabibulin (2), Empty Net
13 10/6/07	David Legwand	Dallas 1 at Nashville 5	Mike Smith
14 12/22/07	Jason Arnott	Los Angeles 3 at Nashville 4	Jason LaBarbera
15 3/4/08	Martin Erat	Nashville 5 at Edmonton 4	Mathieu Garon (2), Dwayne Roloson

### OPPONENTS' HAT TRICKS

NO. DATE	PLAYER	SCORE	GOALTENDER
1 2/19/99	Joe Sakic	Colorado 4 at Nashville 4 (OT)	Mike Dunham
2 2/23/99	Mike Modano	Dallas 4 at Nashville 3	Mike Dunham
3 3/7/99	Keith Tkachuk	Nashville 1 at Phoenix 4	Mike Dunham
4 4/12/99	Luc Robitaille	Los Angeles 4 at Nashville 3	Mike Dunham
5 12/2/99	Pierre Turgeon	Nashville 1 at St. Louis 3	Mike Dunham (2), Empty Net
6 1/31/00	Radek Dvorak	Nashville 1 at NY Rangers 5	Mike Dunham
7 1/17/01	Jere Lehtinen	Nashville 3 at Dallas 4 (OT)	Tomas Vokoun
8 2/10/01	Geoff Sanderson	Nashville 2 at Columbus 3	Mike Dunham
9 1/14/02	Paul Kariya	Nashville 3 at Anaheim 5	Mike Dunham (2), Tomas Vokoun
10 1/28/02	Markus Naslund	Nashville 1 at Vancouver 5	Mike Dunham (2), Tomas Vokoun
11 11/23/02	Marian Gaborik	Nashville 2 at Minnesota 4	Mike Dunham
12 10/23/03	Ilya Kovalchuk	Nashville 2 at Atlanta 4	Tomas Vokoun (2), Empty Net
13 11/2/03	Bill Guerin	Nashville 3 at Dallas 7	Tomas Vokoun
14 12/18/03	Sheldon Souray	Nashville 4 at Montreal 5 (OT)	Tomas Vokoun
15 2/14/04	Brendan Shanahan	Nashville 2 at Detroit 3 (OT)	Tomas Vokoun
16 12/13/05	Nathan Horton	St. Louis 2 at Nashville 2 (OT)	Brian Finley
17 12/2/06	Jeff Hamilton	NY Rangers 4 at Nashville 2	Chris Mason
18 2/24/07	Tomas Holmstrom	Chicago 4 at Nashville 3 (OT)	Chris Mason
19 10/11/07	Fredrik Sjostrom	Detroit 3 at Nashville 4 (OT)	Chris Mason
20 1/24/08	Radim Vrbata	Phoenix 6 at Nashville 3	Chris Mason
21 2/9/08	Jonathan Cheechoo	Nashville 3 at Phoenix 4 (OT)	Chris Mason
22 2/9/08	Jonathan Cheechoo	Nashville 3 at San Jose 4	Chris Mason

### PREDATORS' PENALTY SHOTS (5 GOALS, 15 STOPS)

NO. DATE	PLAYER	GOALTENDER	SCORE	RESULT
1 11/18/99	Kimmo Timonen	Jeff Hackett	Montreal 1 at Nashville 6	GOAL
2 1/31/00	Randy Robitaille	Mike Richter	Nashville 1 at NY Rangers 5	NO GOAL
*3 12/23/00	David Legwand	Kirk McLean	Nashville 3 at NY Rangers 2 (OT)	GOAL
4 1/16/01	Vladimir Orszagh	Fred Brathwaite	St. Louis 2 at Nashville 2 (OT)	NO GOAL
5 1/23/03	Rem Murray	Mike Dunham	NY Rangers 4 at Nashville 2	NO GOAL
6 2/17/03	Adam Hall	Steve Shields	Boston 1 at Nashville 5	NO GOAL
7 11/5/05	David Legwand	Jason LaBarbera	Nashville 2 at Los Angeles 3 (SO)	NO GOAL
8 11/10/05	Steve Sullivan	Marty Turco	Dallas 3 at Nashville 5	NO GOAL
9 11/24/05	Paul Kariya	Jason LaBarbera	Los Angeles 3 at Nashville 4	NO GOAL
10 12/7/05	Steve Sullivan	Olaf Kolzig	Nashville 5 at Washington 2	NO GOAL
11 12/23/05	Steve Sullivan	Marc Denis	Nashville 5 at Columbus 4	NO GOAL
12 1/8/06	Steve Sullivan	Craig Anderson	Nashville 5 at Chicago 1	GOAL
13 3/21/06	Scott Hartnell	Manny Legace	Nashville 3 at Detroit 2 (SO)	NO GOAL
*14 1/16/06	Paul Kariya	Niklas Backstrom	Minnesota 7 at Nashville 6 (SO)	NO GOAL
15 12/23/06	Paul Kariya	Dan Cloutier	Los Angeles 0 at Nashville 7	NO GOAL
16 12/23/06	David Legwand	Dan Cloutier	Los Angeles 0 at Nashville 7	GOAL
17 2/19/07	J.P. Dumoulin	Curtis Joseph	Phoenix 1 at Nashville 4	GOAL
18 2/28/07	Martin Erat	Evgeni Nabokov	Nashville 4 at San Jose 3 (SO)	NO GOAL
19 12/31/07	Scott Nichol	Marty Turco	Nashville 1 at Dallas 0	NO GOAL
20 2/27/08	Scott Nichol	Ryan Miller	Nashville 4 at Buffalo 8	NO GOAL

### OPPONENTS' PENALTY SHOTS (11 GOALS, 14 STOPS)

NO. DATE	PLAYER	GOALTENDER	SCORE	RESULT
1 12/1/98	Shaun Van Allen	Eric Fichaud	Ottawa 3 at Nashville 1	NO GOAL
2 12/19/98	Markus Naslund	Mike Dunham	Nashville 6 at Vancouver 4	GOAL
3 2/29/00	John Madden	Mike Dunham	New Jersey 2 at Nashville 1	NO GOAL
4 3/17/00	Jeremy Roenick	Tomas Vokoun	Nashville 4 at Phoenix 3 (OT)	GOAL
5 12/20/00	Gary Roberts	Mike Dunham	Nashville 3 at Toronto 1	NO GOAL
6 3/19/01	David Vyborny	Tomas Vokoun	Nashville 2 at Columbus 1	GOAL
7 3/22/01	Alexei Zhamnov	Tomas Vokoun	Nashville 2 at Dallas 1 (OT)	NO GOAL
8 4/9/02	Keith Tkachuk	Jan Lacak	Nashville 2 at St. Louis 3	NO GOAL
*9 10/15/02	Brad Isbister	Tomas Vokoun	Nashville 3 at NY Islanders 4 (OT)	NO GOAL
10 10/19/02	Pavel Bure	Tomas Vokoun	Nashville 2 at NY Rangers 2 (OT)	GOAL
11 10/30/02	Cory Stillman	Mike Dunham	Nashville 0 at St. Louis 7	NO GOAL
12 2/23/03	Robert Reichel	Tomas Vokoun	Nashville 5 at Toronto 2	NO GOAL
13 3/29/03	Dany Heatley	Tomas Vokoun	Atlanta 3 at Nashville 2	NO GOAL
14 4/1/03	Steve Thomas	Tomas Vokoun	Anaheim 2 at Nashville 1 (OT)	GOAL
15 12/13/03	Vaclav Nedorost	Tomas Vokoun	Florida 2 at Nashville 2 (OT)	NO GOAL
16 12/7/05	David Vyborny	Tomas Vokoun	Columbus 3 at Nashville 7	GOAL
17 12/30/05	Ryan Smyth	Tomas Vokoun	Nashville 2 at Edmonton 4	GOAL
*18 1/13/06	Frantisek Kaberle	Tomas Vokoun	Nashville 4 at Carolina 5 (OT)	GOAL
19 1/21/06	Trevor Letowski	Tomas Vokoun	Columbus 2 at Nashville 7	NO GOAL
20 11/22/06	Mike Modano	Tomas Vokoun	Nashville 0 at Dallas 1	NO GOAL
21 2/17/07	Pierre-Marc Bouchard	Tomas Vokoun	Minnesota 1 at Nashville 4	GOAL
22 10/27/07	Josef Stumpel	Dan Ellis	Florida 3 at Nashville 4	GOAL
23 10/10/07	Valtteri Filppula	Dan Ellis	Detroit 2 at Nashville 1	GOAL
24 1/3/08	Kyle Brodziak	Dan Ellis	Edmonton 2 at Nashville 5	NO GOAL
25 2/10/08	Keith Yandle	Dan Ellis	Nashville 6 at Phoenix 3	NO GOAL

\*Penalty shots occurred in overtime. Legwand's goal (12/23/00) at 3:17 of overtime was the first overtime penalty shot goal in NHL history.

# TEAM HISTORY & RECORDS

## SHUTOUTS

### PREDATORS' SHUTOUTS

NO.	DATE	GOALTENDER	SAVES	SCORE
1	1/15/99	Tomas Vokoun	31	Phoenix 0 at Nashville 2
2	3/24/99	Mike Dunham	27	Nashville 3 at Tampa Bay 0
3	12/30/99	Tomas Vokoun	25	Atlanta 0 at Nashville 6
4	11/30/00	Tomas Vokoun	22	Nashville 3 at Chicago 0
5	1/19/01	Mike Dunham	35	Boston 0 at Nashville 1 (OT)
6	1/31/01	Mike Dunham	26	Nashville 3 at Anaheim 0
7	3/10/01	Tomas Vokoun	17	Nashville 3 at San Jose 0
8	3/21/01	Mike Dunham	23	Nashville 0 at Minnesota 0 (OT)
9	4/5/01	Mike Dunham	33	Calgary 0 at Nashville 4
10	10/11/01	Mike Dunham	26	Calgary 0 at Nashville 1
11	11/23/01	Tomas Vokoun	27	Pittsburgh 0 at Nashville 5
12	2/9/02	Tomas Vokoun	25	Nashville 1 at Columbus 0 (OT)
13	2/12/02	Mike Dunham	21	Florida 0 at Nashville 1
14	3/5/02	Mike Dunham	26	Nashville 2 at San Jose 0
15	2/13/03	Tomas Vokoun	36	NY Islanders 0 at Nashville 2
16	2/25/03	Tomas Vokoun	19	Columbus 0 at Nashville 5
17	2/27/03	Tomas Vokoun	22	Pittsburgh 0 at Nashville 6
18	12/20/03	Tomas Vokoun	21	Detroit 0 at Nashville 1
19	1/13/04	Chris Mason	33	Los Angeles 0 at Nashville 0 (OT)
20	1/19/04	Tomas Vokoun	26	Minnesota 0 at Nashville 2
21	2/26/04	Tomas Vokoun	27	Minnesota 0 at Nashville 4
22	11/29/05	Tomas Vokoun	31	Calgary 0 at Nashville 2
23	2/4/06	Tomas Vokoun	40	Chicago 0 at Nashville 6
24	3/14/06	Tomas Vokoun	31	Vancouver 0 at Nashville 5
25	3/16/06	Tomas Vokoun	24	Phoenix 0 at Nashville 2
26	4/6/06	Chris Mason	18	Nashville 3 at St. Louis 0
27	4/11/06	Chris Mason	27	Nashville 2 at St. Louis 0
28	10/18/06	Tomas Vokoun	38	Nashville 3 at NY Rangers 0
29	11/11/06	Chris Mason	42	Colorado 0 at Nashville 1
30	11/23/06	Tomas Vokoun	34	Vancouver 0 at Nashville 6
		(39:58, 21) / Chris Mason (20:00, 13)		
31	12/14/06	Chris Mason	22	Ottawa 0 at Nashville 6
32	12/23/06	Chris Mason	34	Los Angeles 0 at Nashville 7
33	12/30/06	Chris Mason	38	Boston 0 at Nashville 5
34	1/12/07	Tomas Vokoun	22	Columbus 0 at Nashville 2
35	1/18/07	Chris Mason	33	Columbus 0 at Nashville 4
36	2/3/07	Tomas Vokoun	36	Anaheim 0 at Nashville 3
37	2/14/07	Tomas Vokoun	22	San Jose 0 at Nashville 5
38	3/24/07	Tomas Vokoun	26	Nashville 4 at Edmonton 0
39	10/4/07	Chris Mason	35	Colorado 0 at Nashville 4
40	10/25/07	Dan Ellis	20	Atlanta 0 at Nashville 3
41	11/1/07	Dan Ellis	29	Nashville 3 at Vancouver 0
42	12/31/07	Dan Ellis	22	Nashville 1 at Dallas 0
43	1/8/08	Chris Mason	28	Nashville 7 at Los Angeles 0
44	1/15/08	Chris Mason	22	Nashville 3 at Calgary 0
45	1/22/08	Dan Ellis	38	Nashville 4 at Colorado 0
46	2/5/08	Chris Mason	34	Carolina 0 at Nashville 1
47	3/25/08	Dan Ellis	36	Columbus 0 at Nashville 1
48	3/28/08	Dan Ellis	43	Nashville 2 at Columbus 0

### OPPONENTS' SHUTOUTS

NO.	DATE	GOALTENDER	SAVES	SCORE
1	10/10/98	Kirk McLean	26	Florida 1 at Nashville 0
2	11/24/98	Jamie McLennan	19	Nashville 0 at St. Louis 4
3	12/28/98	Ed Belfour	14	Nashville 0 at Dallas 1
4	1/11/99	John Vanbiesbrouck	24	Nashville 0 at Philadelphia 8
5	3/28/99	Roman Turek	21	Dallas 3 at Nashville 0
6	10/2/99	Stephane Fiset	27	Los Angeles 2 at Nashville 0
7	11/26/99	Craig Billington	19	Nashville 0 at Washington 1
8	2/16/00	Manny Fernandez	18	Nashville 0 at Dallas 3
9	3/5/00	Guy Hebert	33	Nashville 0 at Anaheim 1
10	3/21/00	Brian Boucher	27	Philadelphia 2 at Nashville 0
11	11/15/00	Milan Hnilička	37	Nashville 0 at Atlanta 1
12	11/22/00	Ed Belfour	24	Dallas 1 at Nashville 0
13	11/24/00	Roman Turek	28	St. Louis 4 at Nashville 0
14	12/6/00	Tommy Salo	18	Nashville 0 at Edmonton 4
15	12/7/00	Mike Vernon	15	Nashville 0 at Calgary 3
16	12/16/00	Jocelyn Thibault	24	Chicago 3 at Nashville 0
17	1/6/01	Martin Biron	29	Buffalo 2 at Nashville 0
18	2/16/01	Evgeni Nabokov	19	San Jose 2 at Nashville 0
19	3/11/01	J.S. Giguere	31	Nashville 0 at Anaheim 1 (OT)
20	3/21/01	Jamie McLennan	27	Nashville 0 at Minnesota 0 (OT)
21	3/24/01	Patrick Lalime	20	Ottawa 4 at Nashville 0
22	4/7/01	Roman Turek	19	Nashville 0 at St. Louis 1
23	10/27/01	Manny Legace (34:18, 15) & Dominik Hasek (25:42, 4)	19	Detroit 1 at Nashville 0
24	11/2/01	Ed Belfour	16	Nashville 0 at Dallas 3
25	11/29/01	Sean Burke	27	Nashville 0 at Phoenix 1
26	12/26/01	Kevin Weekes	31	Tampa Bay 1 at Nashville 0
27	1/15/02	Felix Potvin	24	Nashville 0 at Los Angeles 2
28	1/21/02	Robert Esche	19	Phoenix 1 at Nashville 0
29	3/12/02	Dan Cloutier	23	Vancouver 5 at Nashville 0
30	10/30/02	Fred Brathwaite	19	Nashville 0 at St. Louis 7
31	12/8/02	J.S. Giguere	20	Nashville 0 at Anaheim 3
32	12/10/02	Felix Potvin	19	Los Angeles 3 at Nashville 0
33	12/17/02	Roman Turek	23	Calgary 3 at Nashville 0
34	1/12/03	Jocelyn Thibault	17	Nashville 0 at Chicago 2
35	2/22/03	Patrick Lalime	18	Nashville 0 at Ottawa 4
36	3/15/03	Chris Osgood	35	St. Louis 1 at Nashville 0
37	3/31/03	Curtis Joseph	27	Nashville 0 at Detroit 3
38	4/4/03	Sean Burke	24	Nashville 0 at Phoenix 1
39	4/6/03	Marty Turco	21	Nashville 0 at Dallas 2
40	10/28/03	Brent Johnson	26	Nashville 0 at St. Louis 1
41	11/19/03	Roman Cechmanek	30	Nashville 0 at Los Angeles 3
42	1/5/04	Curtis Joseph	26	Nashville 0 at Detroit 6
43	1/13/04	Roman Cechmanek	29	Los Angeles 0 at Nashville 0 (OT)
44	1/22/04	Roman Turek	23	Nashville 0 at Calgary 4
45	2/23/04	Cristobal Huet	21	Nashville 0 at Los Angeles 3
46	1/3/06	David Aebischer	32	Nashville 0 at Colorado 3
47	2/8/06	Manny Legace	20	Nashville 0 at Detroit 6
48	3/1/06	Craig Anderson	20	Nashville 0 at Chicago 3
49	11/10/06	Dominik Hasek	21	Nashville 0 at Detroit 3
50	11/22/06	Mike Smith	17	Nashville 0 at Dallas 1
51	12/6/06	J.S. Giguere	21	Nashville 0 at Anaheim 4
52	2/16/07	Manny Legace	19	Nashville 0 at St. Louis 1
53	3/21/07	Roberto Luongo	20	Nashville 0 at Vancouver 2
54	10/20/07	Evgeni Nabokov	22	Nashville 0 at San Jose 3
55	10/23/07	Jason LaBarbera	17	Nashville 0 at Los Angeles 6
56	3/30/08	Dominik Hasek	22	Nashville 0 at Detroit 1 (OT)

# TEAM HISTORY & RECORDS

## OVERTIME HISTORY

HOME						ROAD						OVERALL					
YEAR	GP	W	L	T	PCT	GP	W	L	T	PCT		GP	W	L	T	PCT	
1998-99	5	0	1	4	.400	5	1	1	3	.500		10	1	2	7	.450	
1999-00	5	0	2	3	.300	13	4	5	4	.462		18	4	7	7	.417	
2000-01	9	2	0	7	.611	8	3	3	2	.500		17	5	3	9	.559	
2001-02	10	2	0	8	.600	8	3	0	5	.688		18	5	0	13	.639	
2002-03	9	3	1	5	.611	16	2	6	8	.375		25	5	7	13	.460	
2003-04	12	3	2	7	.542	10	4	2	4	.600		22	7	4	11	.568	
2005-06	6	5	1	-	.833	11	4	7	-	.364		17	9	8	-	.529	
2006-07	9	4	5	-	.444	8	5	3	-	.625		17	9	8	-	.529	
2007-08	9	5	4	-	.556	8	3	5	-	.375		17	8	9	-	.471	
<b>TOTAL</b>	<b>74</b>	<b>24</b>	<b>16</b>	<b>34</b>	<b>.554</b>	<b>87</b>	<b>29</b>	<b>32</b>	<b>26</b>	<b>.483</b>		<b>161</b>	<b>53</b>	<b>48</b>	<b>60</b>	<b>.516</b>	

HOME						ROAD						OVERALL					
YEAR	GP	WINS	LOSSES			GP	WINS	LOSSES				GP	WINS	LOSSES			
		OTW	SOW	OTL	SOL		OTW	SOW	OTL	SOL			OTW	SOW	OTL	SOL	
2005-06	6	1	4	0	1	11	2	2	5	2		17	3	6	5	3	
2006-07	9	2	2	2	3	8	1	4	1	2		17	3	6	3	5	
2007-08	9	3	2	1	3	8	2	1	3	2		17	5	3	4	5	
<b>TOTAL</b>	<b>24</b>	<b>6</b>	<b>8</b>	<b>3</b>	<b>7</b>	<b>27</b>	<b>5</b>	<b>7</b>	<b>9</b>	<b>6</b>		<b>51</b>	<b>11</b>	<b>15</b>	<b>12</b>	<b>13</b>	

GOALTENDER RECORD					
	GP	W	L	T	PCT
Dunham	44	11	9	24	.523
Ellis	8	5	3	0	.625
Mason	24	12	11	1	.521
Vokoun	85	25	25	35	.500

TEAM RECORD VS. NHL					
	GP	W	L	T	PCT
Anaheim	9	4	3	2	.555
Atlanta	3	1	1	1	.500
Boston	2	1	0	1	.750
Buffalo	2	0	1	1	.250
Calgary	9	2	3	4	.444
Carolina	3	1	1	1	.500
Chicago	12	5	3	4	.583
Colorado	9	3	1	5	.611
Columbus	7	3	3	1	.500
Dallas	2	0	1	1	.250
Detroit	15	5	6	4	.467
Edmonton	7	2	2	3	.500
Florida	4	1	0	3	.625
Los Angeles	7	1	3	3	.357
Minnesota	7	0	2	5	.357
Montreal	4	1	2	1	.375
New Jersey	4	2	2	0	.500
NY Islanders	2	1	1	0	.500
NY Rangers	3	2	0	1	.833
Ottawa	0	0	0	0	.000
Philadelphia	5	2	0	3	.700
Phoenix	9	5	2	2	.667
Pittsburgh	3	0	1	2	.333
St. Louis	14	7	3	4	.643
San Jose	6	2	2	2	.500
Tampa Bay	3	0	1	2	.333
Toronto	2	1	0	1	.750
Vancouver	7	1	4	2	.286
Washington	1	0	0	1	.500

OPPOSING GOALTENDERS (vs. NASHVILLE)											
	GP	W	L	T	PCT		GP	W	L	T	PCT
Aebischer	2	0	2	0	.000	Labarbera	1	1	0	0	1.000
Anderson	1	0	1	0	.000	Lalime	2	1	1	0	.500
Aubin	1	0	0	1	.500	Legace	8	0	7	1	.063
Auld	1	0	1	0	.000	Lehtonen	1	1	0	0	1.000
Backstrom	2	2	0	0	1.000	LeNeveu	1	0	1	0	.000
Belfour	1	1	0	0	1.000	Luongo	6	2	1	3	.583
Billington	1	0	0	1	.500	Maracle	1	0	1	0	.000
Biron	1	0	0	1	.500	Markkanen	2	0	2	0	.000
Boucher	2	1	0	1	.750	McLean	1	0	1	0	.000
Brathwaite	3	1	0	2	.667	McLennan	2	0	0	2	.500
Brodeur	3	2	1	0	.667	Munro	1	0	0	1	.500
Bryzgalov	3	1	2	0	.333	Nabokov	4	0	2	2	.250
Burke	3	0	2	1	.167	Niittymaki	1	0	1	0	.000
Cechmanek	4	0	1	3	.375	Norrena	1	0	1	0	.000
Clemmensen	1	0	1	0	.000	Osgood	8	5	1	2	.750
Cloutier	2	1	0	1	.750	Passmore	2	0	0	2	.500
Conklin	2	1	1	0	.500	Pelletier	1	0	1	0	.000
Dafoe	2	0	1	1	.250	Potvin	3	1	0	2	.667
Denis	4	1	1	2	.500	Prusek	1	1	0	0	1.000
Dunham	1	0	1	0	.000	Richter	1	0	0	1	.500
Fernandez	3	0	0	3	.500	Roloson	1	0	0	1	.500
Fitzpatrick	1	0	0	1	.500	Roy	5	1	0	4	.600
Fuhr	1	1	0	0	1.000	Salo	5	1	2	2	.400
Garon	1	1	0	0	1.000	Sanford	1	1	0	0	1.000
Gerber	2	2	0	0	1.000	Schaefer	1	1	0	0	1.000
Giguere	5	2	3	0	.400	Schwab	1	0	1	0	.000
Hackett	1	0	0	1	.500	Shtalenkov	1	0	0	1	.500
Halak	1	1	0	0	1.000	Skudra	1	1	0	0	1.000
Hasek	4	2	1	1	.625	Snow	1	1	0	0	1.000
Hebert	2	0	0	2	.500	Storr	2	1	1	0	.500
Hedberg	1	0	0	1	.500	Thibault	3	0	2	1	.167
Hnilicka	1	0	0	1	.500	Toivonen	2	1	1	0	.500
Hodson	1	0	0	1	.500	Toskala	1	1	0	0	1.000
Holmqvist	1	1	0	0	1.000	Turco	1	0	0	1	.500
Huet	1	0	1	0	.000	Turek	4	1	1	2	.500
Irbe	1	0	0	1	.500	Vanbiesbrouck	1	0	0	1	.500
B. Johnson	3	1	1	1	.500	Weekes	1	0	1	0	.000
Joseph	2	0	0	2	.500						
Khabibulin	4	1	2	1	.375						
Kiprusoff	3	1	1	1	.500						

## OVERTIME HISTORY

## PREDATORS OVERTIME SCORING:

**Legwand** (5g-5a-10pts); **Timonen** (1-6-7);  
**Walker** (3-3-6); **Zidlicky** (1-5-6);  
**Delmore** (2-3-5); **Johnson** (2-3-5);  
**Hartnell** (2-2-4); **Ronning** (2-2-4);  
**Sullivan** (2-2-4); **Arkhipov** (2-1-3);  
**Eaton** (1-2-3); **Kariya** (1-2-3);  
**J. York** (1-2-3); **Orszagh** (0-3-3);  
**Radulov** (1-1-2); **Weber** (1-1-2); **Bonk** (0-2-2);  
**Hamhuis** (0-2-2); **Murray** (0-2-2);  
**Skrastins** (0-2-2); **Yachmenev** (0-2-2);  
**Berenzweig** (1-0-1); **Bordeleau** (1-0-1);  
**Dumont** (1-0-1); **Erat** (1-0-1);  
**Forsberg** (1-0-1); **Hulse** (1-0-1);  
**Hutchinson** (1-0-1); **Krivokrasov** (1-0-1);  
**Peverley** (1-0-1); **Robitaille** (1-0-1);  
**Arnott** (0-1-1); **Classen** (0-1-1);  
**de Vries** (0-1-1); **Fitzgerald** (0-1-1);  
**Hlavac** (0-1-1); **Houlder** (0-1-1); **Millar** (0-1-1);  
**Peltonen** (0-1-1); **Suter** (0-1-1); **Zanon** (0-1-1).

## OPPONENT OVERTIME SCORING:

**Shanahan** (2g-0a-2pts); **A. Aucoin** (1-1-2);  
**C. Pronger** (1-1-2); **S. Fedorov** (0-2-2);  
**Savard** (0-2-2); **Spacek** (0-2-2);  
**Tverdokvsky** (0-2-2); **Albelin** (1-0-1);  
**Briere** (1-0-1); **V. Bure** (1-0-1); **Cross** (1-0-1);  
**Crowley** (1-0-1); **Eastwood** (1-0-1);  
**Ehrhoff** (1-0-1); **Elias** (1-0-1); **Footo** (1-0-1);  
**Forsberg** (1-0-1); **Franzen** (1-0-1);  
**Gaborik** (1-0-1); **Hamilton** (1-0-1);  
**Hull** (1-0-1); **F. Kaberle** (1-0-1);  
**V. Kozlov** (1-0-1); **L. Krajicek** (1-0-1);  
**McCauley** (1-0-1); **Messier** (1-0-1);  
**Z. Michalek** (1-0-1); **K. Miller** (1-0-1);  
**Modry** (1-0-1); **Morrison** (1-0-1);  
**Papineau** (1-0-1); **Prospal** (1-0-1);  
**Souray** (1-0-1); **Stumpel** (1-0-1);  
**S. Thomas** (1-0-1); **Warrener** (1-0-1);  
**Woolley** (1-0-1); **Wright** (1-0-1);  
**Amonte** (0-1-1); **Bates** (0-1-1);  
**Bednar** (0-1-1); **Bertuzzi** (0-1-1);  
**R. Blake** (0-1-1); **Bourque** (0-1-1);  
**Boyle** (0-1-1); **Bulis** (0-1-1); **Chelios** (0-1-1);

**Chubarov** (0-1-1); **Cooke** (0-1-1); **Cullen** (0-1-1);  
**Demitra** (0-1-1); **Doan** (0-1-1);  
**Domenichelli** (0-1-1); **Dvorak** (0-1-1);  
**Gomez** (0-1-1); **Hejduk** (0-1-1); **Jagr** (0-1-1);  
**K. Johnson** (0-1-1); **D. Keith** (0-1-1);  
**Kesler** (0-1-1); **S. Koivu** (0-1-1); **Letowski**  
 (0-1-1); **Lidstrom** (0-1-1); **Lukowich** (0-1-1);  
**MacInnis** (0-1-1); **Marchant** (0-1-1);  
**Matvichuk** (0-1-1); **Morris** (0-1-1);  
**Nagy** (0-1-1); **Nickulas** (0-1-1);  
**R. Niedermayer** (0-1-1); **Palffy** (0-1-1);  
**Patrick** (0-1-1); **Rafalski** (0-1-1);  
**B. Richards** (0-1-1); **Salei** (0-1-1);  
**Salvador** (0-1-1); **Satan** (0-1-1); **Sharp** (0-1-1);  
**Sopel** (0-1-1); **Stoll** (0-1-1); **Stuart** (0-1-1);  
**Suchy** (0-1-1); **Tanguay** (0-1-1);  
**J. Thornton** (0-1-1); **Visnovsky** (0-1-1);  
**Vrbata** (0-1-1); **S. Yelle** (0-1-1); **M. York** (0-1-1);  
**Yzerman** (0-1-1); **Zetterberg** (0-1-1).

## OVERTIME DECISIONS

		Goalenders
1. 1/14/99:	Nashville 1 at DETROIT 2 (V. Kozlov, 2:54).	Vokoun/Osgood.
2. 1/30/99:	NASHVILLE 3 at New Jersey 2 (Bordeleau, 2:43).	Dunham/Brødreud.
3. 2/13/99:	PITTSBURGH 3 at Nashville 2 (K. Miller, 3:39).	Vokoun/Skudra.
4. 11/3/99:	Nashville 4 at CALGARY 5 (Albelin, 4:56).	Dunham/Fuhr.
5. 11/22/99:	Nashville 2 at ST. LOUIS 3 (Eastwood, 2:39).	Dunham/Turek.
6. 12/6/99:	NASHVILLE 4 at Atlanta 3 (Robitaille, 2:26).	Dunham/Maracle.
7. 1/13/00:	VANCOUVER 4 at Nashville 3 (Messier, 3:29).	Dunham/Snow.
8. 1/21/00:	Nashville 4 at CALGARY 5 (V. Bure, 3:06).	Dunham/Brathwaite.
9. 1/24/00:	NASHVILLE 3 at Edmonton 2 (Krivokrasov, 1:19).	Dunham/Salo.
10. 2/10/00:	BUFFALO 2 at Nashville 1 (Woolley, 4:08).	Vokoun/Hasek.
11. 3/4/00:	Nashville 2 at LOS ANGELES 3 (Stumpel, 0:28).	Dunham/Storr.
12. 3/14/00:	Nashville 2 at DETROIT 3 (Shanahan, 4:10).	Vokoun/Osgood.
13. 3/17/00:	NASHVILLE 4 at Phoenix 3 (Johnson, 4:56).	Vokoun/Burke.
14. 3/19/00:	NASHVILLE 2 at Los Angeles 1 (Ronning, 0:51).	Dunham/Storr.
15. 10/19/00:	NASHVILLE 2 at Detroit 1 (Ronning, 1:51).	Dunham/Legace.
16. 10/25/00:	Nashville 1 at COLORADO 2 (Forsberg, 3:58).	Dunham/Roy.
*17. 12/23/00:	NASHVILLE 3 at NY Rangers 2 (Legwand, 3:17).	Dunham/McLean.
18. 1/17/01:	Nashville 3 at DALLAS 4 (Hull, 1:41).	Vokoun/Bellour.
19. 1/19/01:	Boston 0 at NASHVILLE 1 (Hulse, 2:24).	Dunham/Dafoe.
20. 3/11/01:	Nashville 0 at ANAHEIM 1 (Crowley, 3:40).	Dunham/Giguere.
21. 3/22/01:	NASHVILLE 2 at Chicago 1 (Eaton, 1:54).	Vokoun/Thibault.
22. 3/29/01:	Phoenix 3 at NASHVILLE 4 (Legwand, 0:36).	Vokoun/Burke.
23. 10/25/01:	NASHVILLE 5 at Calgary 4 (Delmore, 3:20).	Dunham/Turek.
24. 12/29/01:	Detroit 2 at NASHVILLE 3 (Berenzweig, 2:20).	Dunham/Hasek.
25. 1/17/02:	Toronto 2 at NASHVILLE 3 (Johnson, 0:47).	Dunham/Schwab.
26. 1/24/02:	NASHVILLE 3 at Philadelphia 2 (Arkhipov, 1:16).	Dunham/Cechmanek.
27. 2/9/02:	NASHVILLE 1 at Columbus 0 (Arkhipov, 2:45).	Vokoun/Denis.
28. 10/15/02:	Nashville 3 at NY ISLANDERS 4 (Aucoin, 1:50).	Vokoun/Osgood.
29. 10/18/02:	Nashville 2 at NEW JERSEY 3 (Elias, 1:16).	Dunham/Brødreud.
30. 11/2/02:	Nashville 5 at LOS ANGELES 6 (Modry, 1:45).	Dunham/Potvin.
31. 11/12/02:	Nashville 1 at PHOENIX 2 (Briere, 4:20).	Vokoun/Boucher.
32. 12/23/02:	NASHVILLE 3 at Florida 2 (Legwand, 0:48).	Vokoun/Luongo.
33. 1/7/03:	St. Louis 1 at NASHVILLE 2 (Delmore, 4:44).	Vokoun/Johnson.
34. 1/11/03:	Phoenix 3 at NASHVILLE 4 (Walker, 0:37).	Vokoun/Pelletier.
35. 1/18/03:	NASHVILLE 3 at Edmonton 2 (Delmore, 3:35).	Vokoun/Markkanen.
36. 3/1/03:	Chicago 4 at NASHVILLE 5 (Walker, 2:49).	Vokoun/Thibault.
37. 3/4/03:	Nashville 1 at ST. LOUIS 2 (Papineau, 1:45).	Vokoun/Sanford.
38. 3/23/03:	Nashville 2 at EDMONTON 3 (Cross, 2:12).	Vokoun/Salo.
39. 4/1/03:	ANAHEIM 2 at Nashville 1 (Thomas, 4:07).	Vokoun/Giguere.

## OVERTIME DECISIONS

		Goalenders
40. 11/21/03:	NASHVILLE 4 at Anaheim 3 (Hartnell, 1:31).	Vokoun/Giguere.
41. 12/13/03:	NASHVILLE 2 at Carolina 1 (Hartnell, 3:30).	Vokoun/Weekes.
42. 12/16/03:	VANCOUVER 2 at Nashville 1 (Morrison, 1:19).	Vokoun/Cloutier.
43. 12/18/03:	Nashville 4 at MONTREAL 5 (Souray, 0:35).	Vokoun/Garon.
44. 1/8/04:	Colorado 3 at NASHVILLE 4 (York, 1:12).	Mason/Aebischer.
45. 1/31/04:	San Jose 2 at NASHVILLE 3 (Zidlicky, 4:44).	Vokoun/Nabokov.
46. 2/20/04:	NASHVILLE 3 at Anaheim 2 (Walker, 3:34).	Vokoun/Giguere.
47. 2/28/04:	NY Rangers 1 at NASHVILLE 2 (Hutchinson, 3:50).	Vokoun/Markkanen.
48. 3/14/04:	Nashville 2 at DETROIT 3 (Shanahan, 0:40).	Vokoun/Joseph.
49. 3/27/04:	COLUMBUS 3 at Nashville 2 (Wright, 2:03).	Vokoun/Denis.
50. 4/4/04:	NASHVILLE 2 at Colorado 1 (Legwand, 0:32).	Mason/Salo.
51. 10/26/05:	Nashville 2 at COLUMBUS 3 (Footo, 0:35).	Vokoun/Prusek.
52. 11/2/05:	Nashville 2 at SAN JOSE 3 (McCauley, 1:44).	Mason/Schaefer.
*53. 1/13/06:	Nashville 4 at CAROLINA 5 (Kaberle, 2:31).	Vokoun/Gerber.
54. 1/24/06:	NASHVILLE 2 at Detroit 1 (Kariya, 0:35).	Vokoun/Legace.
55. 2/2/06:	Colorado 3 at NASHVILLE 4 (Sullivan, 2:09).	Vokoun/Aebischer.
56. 3/5/06:	Nashville 2 at EDMONTON 3 (Pronger, 4:17).	Vokoun/Conklin.
57. 3/9/06:	NASHVILLE 3 at Vancouver 2 (Legwand, 0:06).	Vokoun/Auld.
58. 3/11/06:	Nashville 2 at SAN JOSE 3 (Ehrhoff, 2:56).	Vokoun/Toskala.
59. 10/21/06:	VANCOUVER 4 at Nashville 3 (Krajicek, 2:32).	Vokoun/Luongo.
60. 12/2/06:	CHICAGO 4 at Nashville 3 (Hamilton, 0:59).	Mason/Khabibulin.
61. 12/17/06:	NASHVILLE 2 at St. Louis 1 (Timonen, 3:11).	Mason/Legace.
62. 1/9/07:	Anaheim 4 at NASHVILLE 5 (Sullivan, 3:12).	Vokoun/Bryzgalov.
63. 1/24/07:	Detroit 3 at NASHVILLE 4 (Forsberg, 2:11).	Vokoun/Osgood.
64. 3/22/07:	Nashville 2 at CALGARY 3 (Warrener, 1:27).	Mason/Kiprusoff.
65. 11/15/07:	Chicago 4 at NASHVILLE 5 (Erat, 0:19).	Mason/Khabibulin.
66. 1/24/08:	Nashville 3 at PHOENIX 4 (Michalek, 4:31).	Mason/Bryzgalov.
67. 2/2/08:	Phoenix 2 at NASHVILLE 3 (Radulov, 4:10).	Ellis/Bryzgalov.
68. 2/7/08:	TAMPA BAY 2 at Nashville 1 (Dumont, 2:13).	Ellis/Holmqvist.
69. 2/16/08:	St. Louis 1 at NASHVILLE 2 (Weber, 0:40).	Ellis/Legace.
70. 2/17/08:	Nashville 4 at MINNESOTA 5 (Gaborik, 4:55).	Mason/Backstrom.
71. 3/7/08:	NASHVILLE 2 at Calgary 1 (Dumont, 2:13).	Ellis/Kiprusoff.
72. 3/30/08:	Nashville 0 at DETROIT 1 (Franzen, 3:21).	Ellis/Hasek.
73. 4/1/08:	NASHVILLE 4 at St. Louis 3 (Peverley, 1:43).	Mason/Townsend.

\* penalty shot

## SCORELESS TIES

1. 3/21/01:	Nashville 0 at Minnesota 0.	Dunham/McLennan.
2. 1/13/04:	Los Angeles 0 at Nashville 0.	Mason/Cechmanek.

# TEAM HISTORY & RECORDS

## ALL-TIME SHOOTOUTS

NASHVILLE VS.	W	L	PCT.
Anaheim	1	1	.500
Atlanta	0	1	.000
Chicago	2	2	.500
Columbus	2	1	.667
Detroit	1	2	.333
Los Angeles	0	1	.000
Minnesota	0	1	.000
Montreal	1	1	.500
New Jersey	1	1	.500
NY Islanders	1	0	1.000
Philadelphia	1	0	1.000
Phoenix	1	0	1.000
St. Louis	3	1	.750
San Jose	1	0	1.000
Vancouver	0	1	.000
<b>TOTALS</b>	<b>15</b>	<b>13</b>	<b>.536</b>

NASHVILLE SHOOTERS				
PLAYER	GOALS	ATT	%	GDG
Bonk	2	2	100.00%	0
Peverley	1	1	100.00%	0
Sillinger	1	1	100.00%	0
Kariya	12	18	66.67%	3
Sullivan	5	11	45.45%	3
Erat	5	14	35.71%	5
Radulov	4	14	28.57%	3
Zidlicky	1	6	16.67%	0
Dumont	1	7	14.29%	1
Forsberg	0	1	0.00%	0
Legwand	0	1	0.00%	0
Timonen	0	1	0.00%	0
Vasicek	0	1	0.00%	0
Gamache	0	2	0.00%	0
<b>TEAM TOTALS</b>	<b>32</b>	<b>80</b>	<b>40.00%</b>	<b>15</b>

NASHVILLE GOALTENDERS				
Goalie	GOALS	ATT	%	W-L
Mason	11	38	71.05%	7-5
Vokoun	15	37	59.46%	6-6
Ellis	4	9	55.56%	2-2
<b>TEAM TOTALS</b>	<b>30</b>	<b>84</b>	<b>64.2%</b>	<b>15-13</b>

OPPOSING GOALTENDERS				
GOALIE	GOALS	ATT	%	W-L
Leclaire (CBJ)	0	3	100.00%	1-0
Lehtonen (ATL)	0	3	100.00%	1-0
Luongo (VAN)	0	3	100.00%	1-0
Toivonen (STL)	0	3	100.00%	1-0
Brodeur (N.J.)	0	2	100.00%	1-0
LaBarbera (L.A.)	0	2	100.00%	1-0
Osgood (DET)	1	6	83.33%	2-0
Halak (MTL)	1	4	75.00%	1-0
Clemmensen (N.J.)	1	3	66.67%	0-1
LeNeveu (PHX)	1	3	66.67%	0-1
Giguere (ANA)	2	6	66.67%	1-1
Conklin (CBJ)	1	2	50.00%	0-1
Norrena (CBJ)	1	2	50.00%	0-1
Backstrom (MIN)	2	4	50.00%	1-0
Nabokov (S.J.)	2	4	50.00%	0-1
Legace (DET-STL)	6	12	50.00%	0-3
Lalime (STL-CHI)	4	7	42.86%	2-1
Huet (MTL)	2	3	33.33%	0-1
Anderson (CHI)	2	2	0.00%	0-1
Dunham (NYI)	2	2	0.00%	0-1
Khabibulin (CHI)	2	2	0.00%	0-1
Niittymaki (PHI)	2	2	0.00%	0-1
<b>OPP. TOTALS</b>	<b>32</b>	<b>80</b>	<b>60.0%</b>	<b>13-15</b>



# TEAM HISTORY & RECORDS

## ALL-TIME SHOOTOUTS CONT.



### OPPOSING SHOOTERS

PLAYER	GOALS	ATT	%	GDG
Datsyuk (DET)	3	3	100.00%	1
Demitra (L.A.-MIN)	2	2	100.00%	1
Kane (CHI)	2	2	100.00%	0
S. Koivu (MTL)	2	2	100.00%	1
Williams (DET-CHI)	2	2	100.00%	0
Boyes (STL)	1	1	100.00%	1
Franzen (DET)	1	1	100.00%	1
Getzlaf (ANA)	1	1	100.00%	0
Hamilton (CHI)	1	1	100.00%	0
M. Hossa (ATL)	1	1	100.00%	1
Raymond (VAN)	1	1	100.00%	1
Nummelin (MIN)	1	1	100.00%	0
Pavelski (S.J.)	1	1	100.00%	0
Plekanec (MTL)	1	1	100.00%	0
Roenick (L.A.)	1	1	100.00%	0
Rolston (MIN)	1	1	100.00%	1
Vrbata (CHI)	1	1	100.00%	1
Yzerman (DET)	1	1	100.00%	0
Gionta (N.J.)	1	2	50.00%	0
Kozlov (N.J.-NYI)	1	2	50.00%	1
Selmanne (ANA)	1	2	50.00%	1
Zetterberg (DET)	1	2	50.00%	0
Zherdev (CBJ)	1	2	50.00%	1
Sharp (CHI)	1	3	33.33%	1
Barnaby (CHI)	0	1	0.00%	0
Brule (CBJ)	0	1	0.00%	0
Cajaneck (STL)	0	1	0.00%	0
Cheechoo (S.J.)	0	1	0.00%	0
Clowe (S.J.)	0	1	0.00%	0
Fedorov (ANA)	0	1	0.00%	0
Filppula (DET)	0	1	0.00%	0
Footte (CBJ)	0	1	0.00%	0
Gagne (PHI)	0	1	0.00%	0

### OPPOSING SHOOTERS

PLAYER	GOALS	ATT	%	GDG
Gagne (PHI)	0	1	0.00%	0
Guerin (STL)	0	1	0.00%	0
Havlat (CHI)	0	1	0.00%	0
Holmstrom (DET)	0	1	0.00%	0
Hudler (DET)	0	1	0.00%	0
Kariya (STL)	0	1	0.00%	0
M. Koivu (MIN)	0	1	0.00%	0
Kovalchuk (ATL)	0	1	0.00%	0
Kovalev (MTL)	0	1	0.00%	0
Knuble (PHI)	0	1	0.00%	0
McDonald (ANA)	0	1	0.00%	0
Nagy (PHX)	0	1	0.00%	0
Nedved (PHX)	0	1	0.00%	0
Novotny (CBJ)	0	1	0.00%	0
Parise (N.J.)	0	1	0.00%	0
Peca (CBJ)	0	1	0.00%	0
Perezhogin (MTL)	0	1	0.00%	0
Perron (STL)	0	1	0.00%	0
Perry (ANA)	0	1	0.00%	0
Saprykin (PHX)	0	1	0.00%	0
Satan (NYI)	0	1	0.00%	0
Shanahan (DET)	0	1	0.00%	0
Shannon (VAN)	0	1	0.00%	0
J. Thornton (S.J.)	0	1	0.00%	0
Toews (CHI)	0	1	0.00%	0
Vyborny (CBJ)	0	1	0.00%	0
Elias (N.J.)	0	2	0.00%	0
A. Kostitsyn (MTL)	0	2	0.00%	0
Nash (CBJ)	0	2	0.00%	0
Rucinsky (STL)	0	2	0.00%	0
Tkachuk (STL)	0	2	0.00%	0
Weight (STL)	0	3	0.00%	0
<b>OPP. TOTALS</b>	<b>30</b>	<b>84</b>	<b>35.7%</b>	<b>13</b>

# TEAM HISTORY & RECORDS

## ROOKIES & VETERANS, BY THE NUMBERS & ALL-TIME ATTENDANCE

### ROOKIES & VETERANS

#### YOUNGEST PREDATORS

Name	Age (Years, Days)
Scott Hartnell	18 years, 172 days
David Legwand	18 years, 243 days
Scottie Upshall	19 years, 8 days
Martin Erat	20 years, 38 days
Alexander Radulov	20 years, 108 days
Petr Sykora	20 years, 114 days
Shea Weber	20 years, 145 days
Timofei Shishkanov	20 years, 195 days
Jordin Tootoo	20 years, 249 days
Ryan Suter	20 years, 257 days

#### ELDEST PREDATORS

Name	Age (Years, Days)
Martin Gelinas	37 years, 262 days
Stu Grimson	36 years, 206 days
Cliff Ronning	36 years, 165 days
Bill Houlder	36 years, 26 days
Brent Gilchrist	36 years, 3 days
Greg de Vries	35 years, 108 days
Wade Flaherty	35 years, 68 days
Greg Johnson	35 years, 45 days
Yanic Perreault	35 years, 26 days
Mike Sillinger	34 years, 305 days

Age determined at first game for youngest Predators, last game (regular season or playoffs) for the eldest.



### PREDATORS BY THE NUMBERS

1...	Mike Dunham.	29...	Tomas Vokoun.
2...	Rob Zetterl, Dan Keczer, Dan Hamhuis.	30...	Chris Mason.
3...	Bill Houlder, Karlis Skrastins, Marek Zidlicky.	31...	Brian Finley.
4...	Jay More, Mark Eaton, Vitaly Vishnevski, Ville Koistinen	32...	Jeff Daniels, Cale Hulse, Mathieu Darche.
5...	Jan Vopat, Andy Delmore, Brad Bombardier, Greg Zanon.	33...	Marc Moro, Vladimir Orszagh.
6...	Bob Boughner, Stan Neckar, Shea Weber.	34...	Corey Hirsch, Adam Hall, Wade Flaherty, Shane Hnidy, Sheldon Brookbank.
7...	Jeff Nelson, Cliff Ronning, Scottie Upshall, Greg de Vries.	35...	Eric Fichaud, Jan Lasak, Pekka Rinne.
8...	Doug Friedman, Craig Millar, Stu Grimson, Kevin Klein.	36...	J.J. Daigneault, Niklas Andersson, Sean Haggerty, Robert Schnabel.
9...	Darren Turcotte, Greg Classen, Sergei Zholtok, Paul Kariya.	37...	Jeremy Stevenson, Greg Zanon, Rich Peverley.
10...	Patric Kjellberg, Clarke Wilm, Martin Erat.	38...	Alexandre Boikov, Vernon Fiddler.
11...	David Legwand.	39...	Marian Cisar, Domenic Pittis, Dan Ellis.
12...	Brad Smyth, Rob Valicevic, Yves Sarault, Reid Simpson, Scott Nichol.	40...	Karlis Skrastins, David Gosselin, Mike Farrell.
13...	Jere Karalahti.	41...	Richard Lintner, Brent Gilchrist, Simon Gamahe, Jed Ortmeyer.
14...	Rich Brennan, Brett Hauer, Steve Dubinsky, Jon Sim, Oleg Petrov, Jordin Tootoo, Ramzi Abid, Radek Bonk.	42...	Joel Bouchard, Pavel Skrbek, Robert Schnabel, Andrew Hutchinson, Jerred Smithson, Mikko Lehtonen, Antti Pihlstrom.
15...	Drake Berehowsky, Petr Tenkrat, Rem Murray, Kris Beech, Josh Langfeld.	43...	Vitali Yachmenev.
16...	Ville Peltonen, Marc Moro, Jere Karalahti, Denis Pederson, Timofei Shishkanov, Darcy Hordichuk.	44...	Kimmo Timonen.
17...	Patrick Cote, Scott Hartnell, Jan Hlavac.	45...	Jason Morgan.
18...	Mark Mowers, Adam Hall.	46...	Wyatt Smith.
19...	Andrew Brunette, Mike Watt, Martin Erat, Jim McKenzie, Brendan Witt, Jason Arnott.	47...	Matt Henderson, Libor Pivko, Alexander Radulov.
20...	Jamie Heward, John Namestnikov, Nathan Perrott, Oleg Petrov, Todd Warriner, Simon Gamahe, Ryan Suter.	48...	Jonas Andersson, Shea Weber.
21...	Tom Fitzgerald, Andreas Johansson, Peter Forsberg.	49...	Rory Fitzpatrick, Kevin Klein, Michael Leighton.
22...	Greg Johnson, Jordin Tootoo.	50...	Petr Sykora.
23...	Blair Atcheynum, Bill Houlder, Jamie Allison, Martin Gelinas.	51...	Francis Bouillon.
24...	Scott Walker, Brandon Bochenski.	54...	Darren Haydar.
25...	Sergei Krivokrasov, Denis Arkipov, Jerred Smithson.	55...	Jordin Tootoo, Danny Markov.
26...	Phil Crowe, Bubba Berenzweig, Wade Brookbank, Steve Sullivan.	56...	Kris Beech.
27...	John Slaney, Randy Robitaille, Jukka Hentunen, Pascal Trepanier, Jason York.	63...	Josef Vasicek.
28...	Denny Lambert, Jeremy Stevenson, Cameron Mann, Tomas Kloucek, Patrick Leahy.	71...	Sebastien Borgeau, J.P. Dumont.
		74...	Brant Myhres.
		81...	Mike Sillinger.
		94...	Yanic Perreault.

### Home Attendance at the Sommet Center

Season	Capacity	Games	Total Att.	% Capacity	Sellouts	High	Low	Average
1998-99	17,298	41	664,282	94	17	17,298	13,507	16,202
1999-00	17,113	41	680,582	97	20	17,113	15,107	16,600
2000-01	17,113	40*	635,784	93	13	17,113	13,594	15,895
2001-02	17,113	41	608,347	87	5	17,244	12,333	14,838
2002-03	17,113	41	542,367	77	5	17,113	10,123	13,228
2003-04	17,113	41	539,450	77	6	17,113	9,586	13,157
2005-06	17,113	41	591,556	84	10	17,113	10,135	14,428
2006-07	17,113	41	625,649	89	11	17,113	10,927	15,260
2007-08	17,113	41	611,328	87	9	17,113	11,764	14,910

\* Nashville's game against the Pittsburgh Penguins at the Saitama Super Arena in Saitama, Japan on October 8, 2000 was considered a home game. Attendance for the game - which is not accounted for in the above table - was 13,426.

## THE PREDATORS VS. THE NHL

**Predators Top Scorers vs. Individual Opponent, All-Time**

Player	Vs.	GP	G	A	PTS	PIM
David Legwand	Chicago	42	15	24	39	20
Kimmo Timonen	Chicago	44	8	22	30	24
David Legwand	Columbus	36	14	15	29	38
David Legwand	Detroit	41	10	18	28	20
Martin Erat	Columbus	35	6	22	28	24
Kimmo Timonen	Detroit	46	6	20	26	22
Scott Hartnell	Chicago	33	8	17	25	37
Kimmo Timonen	Columbus	37	7	18	25	34
Greg Johnson	Chicago	36	6	19	25	20
Marek Zidlicky	Columbus	28	5	20	25	33

**Predators Games Played vs. Individual Opponents, All-Time**

Player	Vs.	GP
Kimmo Timonen	Detroit	46
Kimmo Timonen	Chicago	44
David Legwand	St. Louis	44
Kimmo Timonen	St. Louis	43
David Legwand	Chicago	42
David Legwand	Detroit	41
Greg Johnson	Detroit	37
Greg Johnson	St. Louis	37
Kimmo Timonen	Columbus	37

**Predators Goal Leaders vs. Individual Opponent, All-Time**

Player	Vs.	GP	G
David Legwand	Chicago	42	15
David Legwand	Columbus	36	14
Scott Walker	Phoenix	21	11
Scott Hartnell	Detroit	29	11
Scott Hartnell	St. Louis	35	10
David Legwand	Detroit	41	10

**Predators Assist Leaders vs. Individual Opponent, All-Time**

Player	Vs.	GP	A
David Legwand	Chicago	42	24
Martin Erat	Columbus	35	22
Kimmo Timonen	Chicago	44	22
Marek Zidlicky	Columbus	28	20
Kimmo Timonen	Detroit	46	20
Greg Johnson	Chicago	36	19

**Predators Penalty Minutes vs. Individual Opponents, All-Time**

Player	Vs.	GP	PIM
Jordin Tootoo	Columbus	23	75
Scott Hartnell	Calgary	20	67
Jordin Tootoo	St. Louis	18	62
Patrick Cote	Chicago	9	61
Dan Hamhuis	Chicago	30	56
Scott Hartnell	Columbus	35	54

**Predators Goals-Against Average Leaders vs. Individual Opponent, All-Time (min. 200 minutes)**

Goalie	Vs.	GP	GAA
Chris Mason	Los Angeles	7	1.44
Mike Dunham	Florida	5	1.60
Tomas Vokoun	Buffalo	5	1.75
Dan Ellis	Detroit	4	1.76
Chris Mason	Columbus	11	1.78
Tomas Vokoun	Washington	5	1.82

**Most Points vs. Individual Opponent, Single Season**

Player	Vs.	Season	GP	G	A	PTS
David Legwand	Chicago	2006-07	8	6	7	13
Paul Kariya	Chicago	2006-07	8	3	10	13
Paul Kariya	Columbus	2005-06	8	3	10	13
Marek Zidlicky	Columbus	2005-06	6	4	7	11
Scott Hartnell	Chicago	2005-06	8	3	8	11

**Predators Goal Leaders vs. Individual Opponent, Single Season**

Player	Vs.	Season	GP	G
Jason Arnott	Calgary	2006-07	4	6
Sergei Krivokrasov	Vancouver	1998-99	4	6
David Legwand	Chicago	2006-07	8	6
Yanic Perreault	Chicago	2005-06	8	6
Five tied with				5

**Predators Assist Leaders vs. Individual Opponent, Single Season**

Player	Vs.	Season	GP	A
Paul Kariya	Chicago	2006-07	8	10
Paul Kariya	Columbus	2005-06	8	10
Scott Hartnell	Chicago	2005-06	8	8
Marek Zidlicky	Columbus	2005-06	6	7
Paul Kariya	St. Louis	2005-06	8	7
David Legwand	Chicago	2006-07	8	7
Kimmo Timonen	Columbus	2005-06	8	7

**Most Penalty Minutes vs. Individual Opponent, Single Season**

Player	Vs.	Season	GP	PIM
Patrick Cote	Chicago	1998-99	6	49
Darcy Hordichuk	Los Angeles	2005-06	4	39
Denny Lambert	Chicago	1998-99	5	37
Jeremy Stevenson	Chicago	2005-06	1	35
Denny Lambert	Detroit	1998-99	6	35

**Predators Win Leaders vs. Individual Opponent, All-Time**

Goalie	Vs.	Wins
Tomas Vokoun	Columbus	18
Chris Mason	St. Louis	13
Tomas Vokoun	San Jose	13
Tomas Vokoun	Calgary	11
Tomas Vokoun	Phoenix	11
Tomas Vokoun	St. Louis	10

# TEAM HISTORY & RECORDS

## THE NHL VS. THE PREDATORS

### Top All-Time Scorers vs. Nashville

Player	Team(s)	GP	G	A	PTS	PIM
Nicklas Lidstrom	Detroit	56	11	33	44	22
Sergei Fedorov	DET-ANA-CBJ-WSH	48	14	24	38	30
Jarome Iglnia	Calgary	32	18	19	37	15
Pavol Demitra	STL-LA-MIN	40	16	21	37	4
Brendan Shanahan	DET-NYR	41	22	14	36	81
Keith Tkachuk	PHX-STL	40	14	22	36	64
Teemu Selanne	ANA-S.J-COL	31	16	19	35	6
Markus Naslund	Vancouver	36	13	20	33	20
Pavel Datsyuk	Detroit	37	9	24	33	6
Alexei Zhamnov	CHI-PHI	28	10	22	32	30
Chris Pronger	STL-EDM-ANA	37	8	24	32	30

### Games Played Leaders vs. Nashville, All-Time

Player	Team(s)	GP
Nicklas Lidstrom	Detroit	56
Kirk Maltby	Detroit	52
Tomas Holmstrom	Detroit	50
Kris Draper	Detroit	49
Sergei Fedorov	DET-ANA-CBJ-WSH	48
Jamal Mayers	St. Louis	47

### Goal Leaders vs. Nashville, All-Time

Player	Team(s)	GP	G
Brendan Shanahan	DET-NYR	41	22
Jarome Iglnia	Calgary	32	18
Robert Lang	PIT-WSH-DET-CHI	33	18
Mike Modano	Dallas	35	18
Teemu Selanne	ANA-S.J-COL	31	16
Pavol Demitra	STL-L.A-MIN	40	16

### Assist Leaders vs. Nashville, All-Time

Player	Team(s)	GP	A
Nicklas Lidstrom	Detroit	56	33
Pavel Datsyuk	Detroit	37	24
Chris Pronger	STL-EDM-ANA	37	24
Sergei Fedorov	DET-ANA-CBJ-WSH	48	24
Joe Thornton	BOS-S.J	20	23
Alexei Zhamnov	CHI-PHI	28	22
Steve Yzerman	Detroit	30	22
Keith Tkachuk	PHX-STL	40	22

### Penalty Minute Leaders vs. Nashville, All-Time

Player	Team(s)	GP	PIM
Jody Shelley	CBJ-S.J	29	94
Todd Simpson	CGY-FLA-PHX-ANA-OTT-CHI	21	81
Brendan Shanahan	DET-NYR	41	81
Barret Jackman	St. Louis	27	80
Adam Foote	COL-CBJ	36	80
Krzysztof Oliwa	N.J-PIT-BOS-CGY	8	76

### All-Time Goals-Against Average vs. Nashville (min. 200 minutes)

Goalie	Team(s)	GP	GAA
John Vanbiesbrouck	PHI-NYI	4	0.73
Roman Cechmanek	PHI-L.A	6	1.10
Byron Dafoe	Boston	6	1.48
Robert Esche	PHX-PHI	4	1.51
Roman Turek	DAL-STL-CGY	18	1.54

### Most Points vs. Nashville, Single Season

Player	Team	Season	GP	G	A	PTS
Pavel Datsyuk	Detroit	2006-07	8	2	11	13
Alexei Zhamnov	Chicago	1998-99	6	4	7	11
Martin Havlat	Chicago	2006-07	6	5	5	10
Jonathan Toews	Chicago	2007-08	8	5	5	10
Steve Yzerman	Detroit	1999-00	6	4	6	10
Peter Forsberg	Colorado	2002-03	4	2	8	10
Chris Pronger	St. Louis	1999-00	6	2	8	10
Patrick Kane	Chicago	2007-08	8	2	8	10

### Goal Leaders vs. Nashville, Single Season

Player	Team(s)	Season	GP	G
Geoff Sanderson	Columbus	2000-01	4	6
Tony Amonte	Chicago	1998-99	6	6
Brad Boyes	St. Louis	2007-08	8	6
Johan Franzen	Detroit	2007-08	8	6
Robert Lang	Chicago	2007-08	8	6
Patrick Sharp	Chicago	2007-08	8	6
Six tied with				5

### Assist Leaders vs. Nashville, Single Season

Player	Team(s)	Season	GP	A
Pavel Datsyuk	Detroit	2006-07	8	11
Peter Forsberg	Colorado	2002-03	4	8
Nicklas Lidstrom	Detroit	1999-00	6	8
Chris Pronger	St. Louis	1999-00	6	8
Patrick Kane	Chicago	2007-08	8	8
Seven tied with				7

### Penalty Minute Leaders vs. Nashville, Single Season

Player	Team(s)	Season	GP	PIM
Krzysztof Oliwa	Calgary	2003-04	4	54
Todd Simpson	Chicago	2005-06	3	44
Kirk Maltby	Detroit	2003-04	6	38
Kevin Bieksa	Vancouver	2007-08	3	34
Steve Yzerman	Detroit	2003-04	6	34
Matthew Barnaby	BUF-PIT	1998-99	3	33
Sylvain Blouin	Minnesota	2000-01	3	33

### All-Time Win Leaders vs. Nashville

Goalie	Team(s)	Wins
Chris Osgood	DET-NYI-STL	17
J.S. Giguere	CGY-ANA	13
Manny Legace	L.A-DET-STL	11
Evgeni Nabokov	San Jose	11
Roman Turek	DAL-STL-CGY	11
Nikolai Khabibulin	PHX-T.B-CHI	10
Tommy Salo	NYI-EDM-COL	10

# TEAM HISTORY & RECORDS

## FRANCHISE FIRSTS

### FIRST GAME

October 10, 1998

Florida Panthers 1, Nashville Predators 0

Nashville Arena

**Attendance:** 17,285 (sellout)

**Coaches:** Barry Trotz (head coach), Paul Gardner (assistant coach) and Brent Peterson (assistant coach)

**Captain:** Tom Fitzgerald

### Starting Line-up

Left Wing - Andrew Brunette

Center - Greg Johnson

Right Wing - Sergei Krivokrasov


Defenseman - Joel Bouchard

Defenseman - Bob Boughner

Goaltender - Mike Dunham

**Players Dressed:** Mike Dunham, Jay More, Bob Boughner, Darren Turcotte, Patric Kjellberg, Patrick Cote, Andrew Brunette, Jamie Heward, Tom Fitzgerald, Greg Johnson, Blair Atcheynum, Scott Walker, Sergei Krivokrasov, John Slaney, Denny Lambert, Eric Fichaud, J.J. Daigneault, Brad Smyth, Jeff Nelson, Joel Bouchard

**Did Not Dress:** Ville Peltonen, Drake Berehowsky, Greg de Vries, Jan Vopat, Sebastien Bordeleau



TEAM HISTORY & RECORDS

### FIRST WIN

10/13/98 vs. Carolina, 3-2 (Goalie of record: Mike Dunham)

#### At Home:

10/13/98 vs. Carolina, 3-2 (Mike Dunham)

#### On Road:

11/6/98 at Calgary, 2-1 (Mike Dunham)

#### In Overtime:

1/30/99 at New Jersey, 3-2 (Mike Dunham)

#### In Shootout:

10/8/05 vs. Anaheim, 3-2 (Tomas Vokoun)

### FIRST LOSS

10/19/98 vs. Florida, 1-0 (Mike Dunham)

#### At Home:

10/17/98 at Ottawa, 1-0 (Mike Dunham)

#### On Road:

10/14/99 at Detroit, 3-1 (Mike Dunham)

#### In Overtime:

1/14/99 at Detroit, 2-1 (Tomas Vokoun)

#### In Shootout:

11/5/05 at Los Angeles, 3-2 (Tomas Vokoun)

### FIRST TIE

10/19/98 at Toronto, 2-2 (Mike Dunham)

#### At Home:

12/8/98 vs. Edmonton, 3-3 (Tomas Vokoun)

#### On Road:

10/19/98 at Toronto, 2-2 (Mike Dunham)

### FIRST SCORELESS GAME

3/21/01 at Minnesota (Mike Dunham/Jamie McLennan)

### FIRST GOAL

Andrew Brunette (Bouchard, Johnson), 10/13/98 in 3-2 win vs. Carolina (5:12, 1st per.)

Players on ice: Brunette, Johnson, Krivokrasov, Heward, Bouchard

### FIRST GOAL AGAINST

Ray Whitney (Murphy, Kvasha), 10/10/98 in 1-0 loss vs. Florida (2:26, 3rd per.)

### FIRST TWO-GOAL GAME

Sergei Krivokrasov, 10/27/98 in 5-4 win vs. Vancouver

### FIRST HAT TRICK

Rob Valicevic (3g-0a), 11/10/99 in 4-2 win at Chicago

### FIRST HAT TRICK AGAINST

Joe Sakic (3g-0a), 2/19/99 in 4-4 tie vs. Colorado

### FIRST TWO-POINT GAME

Greg Johnson (2a), 10/13/98 in 3-2 win vs. Carolina

### FIRST THREE-POINT GAME

Sergei Krivokrasov (2g-1a), 10/27/98 in 5-4 win vs. Vancouver

### FIRST FOUR-POINT GAME

Sebastien Bordeleau (2g-2a) & Sergei Krivokrasov (2g-2a),

12/19/98 in 6-4 win at Vancouver

### FIRST FIVE-POINT GAME

Marek Zidlicky (5a), 2/18/04 in 7-3 win vs. San Jose

### FIRST 20-GOAL SCORER

Sergei Krivokrasov (reached 20 goals on 3/12/99 vs. Chicago)

### FIRST 30-GOAL SCORER

Steve Sullivan (reached 30 goals on 3/21/06 at Detroit)

### FIRST 60-POINT SCORER

Cliff Ronning (reached 60 points on 3/28/00 vs. NY Islanders)

### FIRST 70-POINT SCORER

Paul Kariya (reached 70 points on 3/25/06 at Los Angeles)

### FIRST 80-POINT SCORER

Paul Kariya (reached 80 points on 4/15/06 vs. Phoenix)

### FIRST GAME-WINNING GOAL

J.J. Daigneault (Heward, Johnson), 10/13/98 in 3-2 win vs. Carolina (12:18, 1st period)

### FIRST GAME-TYING GOAL

Sergei Krivokrasov (Johnson, Bouchard), 12/8/98 in 3-3 tie vs. Edmonton (14:24, 3rd per.)

### FIRST EMPTY-NET GOAL

Scott Walker (Daniels), 11/10/98 in 4-2 win at San Jose (19:48, 3rd per.)

### FIRST OVERTIME GOAL

Sebastien Bordeleau (Fitzgerald), 1/30/99 in 3-2 win at New Jersey (2:43, OT)

### FIRST GOAL BY A GOALTENDER

Chris Mason, 4/15/06 in 5-1 win vs. Phoenix (10:47, 3rd per.)

### FIRST POWER PLAY GOAL

J.J. Daigneault (Heward, Johnson), 10/13/98 in 3-2 win vs. Carolina (12:18, 1st per.)

### FIRST POWER PLAY GOAL AGAINST

Ray Whitney (Murphy, Kvasha), 10/10/98 in 1-0 loss vs. Florida (2:26, 3rd per.)

### FIRST SHORTHANDED GOAL

Scott Walker (unassisted), 10/24/98 in 5-4 loss at Chicago (4:31, 1st per.)

### FIRST SHORTHANDED GOAL AGAINST

Magnus Arvedson (Yashin, Redden), 10/17/98 in 3-1 loss at Ottawa (8:07, 3rd per.)

### FIRST MINOR PENALTY

Tom Fitzgerald (high sticking), 10/10/98 in 1-0 loss vs. Florida (4:09, 1st per.)

### FIRST MAJOR PENALTY

Patrick Cote (fighting), 10/10/98 in 1-0 loss vs. Florida (6:52, 1st per.)

### FIRST GAME MISCONDUCT

Denny Lambert, 10/21/98 in 5-2 loss at Detroit (14:47, 3rd per.)

### FIRST PENALTY SHOT

Kimmo Timonen scored on Jeff Hackett, 11/18/99 in 6-1 win vs. Montreal (9:45, 2nd per.)

### FIRST PENALTY SHOT AGAINST

Shaun Van Allen stopped by Eric Fichaud, 12/1/98 in 3-1 loss at Ottawa (15:42, 3rd per.)

### FIRST SHOT ON GOAL

Bob Boughner, 10/10/98 in 1-0 loss vs. Florida (7:10, 1st per. vs. Kirk McLean)

### FIRST 40+ SHOTS GAME

11/21/98 in 6-3 loss vs. NY Islanders, 42 shots

### FIRST 50+ SHOTS GAME

10/14/99 in 5-1 loss vs. San Jose, 52 shots

### FIRST 40+ SAVES GAME

10/21/98 in 5-2 loss at Detroit, Mike Dunham (52 saves)

### FIRST 50+ SAVES GAME

10/21/98 in 5-2 loss at Detroit, Mike Dunham (52 saves)

### FIRST SHUTOUT

Tomas Vokoun, 1/15/99 in 2-0 win vs. Phoenix (31 saves)

### FIRST SHUTOUT AGAINST

Kirk McLean, 10/10/98 in 1-0 loss vs. Florida (26 saves)

## ALL TIME DRAFT SELECTIONS

### 2008 NHL Entry Draft: June 20-21, 2008 in Ottawa, Ont.

RD	OVR	NAME	POS	CLUB
1	7	Colin Wilson	C	Boston University (H-East)
1	18	Chet Pickard	G	Tri-City (WHL)
2	38	Roman Josi	D	Bern (Switzerland)
5	136	Taylor Steffensen	LW	Langley (BCHL)
6	166	Jeffrey Foss	D	R.P.I. (ECAC)
7	201	Jani Lajunen	C	Espoo Jr. (Fin-Jr.)
7	207	Anders Lindback	G	Brynäs (Sweden)

### 2007 NHL Entry Draft: June 22-23, 2007 in Columbus, Ohio

RD	OVR	NAME	POS	CLUB
1	23	Jonathon Blum	D	Vancouver (WHL)
2	54	Jeremy Smith	G	Plymouth (OHL)
2	58	Nick Spaling	C	Kitchener (OHL)
3	81	Ryan Thang	LW	Notre Dame (CCHA)
4	114	Ben Ryan	C	Des Moines (USHL)
4	119	Mark Santorelli	C	Chilliwack (WHL)
5	144	Andreas Thuresson	RW	Malmö (Sweden)
6	174	Robert Dietrich	D	Düsseldorf (Germany)
7	204	Atte Engren	G	Lukko Jr. (Fin-Jr.)

### 2006 NHL Entry Draft: June 24, 2006 in Vancouver, B.C.

RD	OVR	NAME	POS	CLUB
2	56	Blake Geoffrion	LW	U.S. Nat'l U-18
4	105	Niko Snellman	LW	Ilves Jr. (Fin-Jr.)
5	146	Mark Dekanich	G	Colgate (ECAC)
6	176	Ryan Flynn	RW	U.S. Nat'l U-18
7	206	Viktor Sjödin	RW	Västerås Jr. (Swede-Jr.)

### 2005 NHL Entry Draft: July 30, 2005 in Ottawa, Ont.

RD	OVR	NAME	POS	CLUB
1	18	Ryan Parent	D	Guelph (OHL)
3	78	Teemu Laakso	D	HIFK Jr. (Fin-Jr.)
3	79	Cody Franson	D	Vancouver (WHL)
5	150	Cal O'Reilly	C	Windsor (OHL)
6	176	Ryan Maki	RW	Harvard (ECAC)
7	213	Scott Todd	D	Windsor (OHL)
7	230	Patric Hornqvist	LW	Växjö (Swede-3)

### 2004 NHL Entry Draft: June 26-27, 2004 in Raleigh, N.C.

RD	OVR	NAME	POS	CLUB
1	15	Alexander Radulov	RW	Tver (Russia-2)
3	81	Vaclav Meidl	C	Plymouth (OHL)
4	107	Nick Fugere	LW	Gatineau (QMJHL)
5	139	Kyle Moir	G	Swift Current (WHL)
5	147	Janne Niskala	D	Lukko (Finland)
6	178	Michael Santorelli	C	Vernon (BCHL)
6	193	Kevin Schaeffer	D	Boston University (H-East)
7	209	Stanislav Balan	C	Zlin Jr. (Czech-Jr.)
8	243	Denis Kulyash	D	CSKA Moscow (Russia)
8	258	Pekka Rinne	G	Kärpät (Finland)
9	275	Craig Switzer	D	Salmon Arm (BCHL)

### 2003 NHL Entry Draft: June 21-22, 2003 in Nashville, Tenn.

RD	OVR	NAME	POS	CLUB
1	7	Ryan Suter	D	U.S. Nat'l U-18
2	35	Konstantin Glazachev	LW	Yaroslavl (Russia)
2	37	Kevin Klein	D	Toronto St. Michael's (OHL)
2	49	Shea Weber	D	Kelowna (WHL)
3	76	Richard Stehlik	D	Sherbrooke (QMJHL)
3	89	Paul Brown	RW	Kamloops (WHL)
3	92	Alexander Sulzer	D	Hamburg (Germany)
3	98	Grigory Shafigulin	C	Yaroslavl (Russia)
4	117	Teemu Lassila	G	TPS Turku (Finland)
4	133	Rustam Sidikov	G	CSKA Moscow (Russia-2)
7	210	Andrei Mukhachev	G	CSKA Moscow (Russia)
7	213	Miroslav Hanuljak	G	Litvinov Jr. (Czech-Jr.)
9	268	Lauris Datzins	C	Lukko Jr. (Finn-Jr.)

### 2002 NHL Entry Draft: June 22-23, 2002 in Toronto, Ont.

RD	OVR	NAME	POS	CLUB
1	6	Scottie Upshall	RW	Kamloops (WHL)
4	102	Brandon Segal	RW	Calgary (WHL)
5	138	Patrick Jarrett	C	Owen Sound (OHL)
6	172	Mike McKenna	G	St. Lawrence (ECAC)
7	203	Josh Morrow	D	Tri-City (WHL)
8	235	Kaleb Betts	C	Chilliwack (BCHL)
9	264	Matt Davis	G	Moncton (QMJHL)
9	266	Steven Spencer	D	Swift Current (WHL)

### 2001 NHL Entry Draft: June 23-24, 2001 in Sunrise, Fla.

RD	OVR	NAME	POS	CLUB
1	12	Dan Hamhuis	D	Prince George (WHL)
2	33	Timofei Shishkanov	LW	Spartak (Russia-2)
2	42	Tomas Slovák	D	Kosice (Slovakia)
3	75	Denis Platonov	RW	Saratov (Russia-2)
3	76	Oliver Setzinger	C	Ilves (Finland)
4	98	Jordin Tootoo	RW	Brandon (WHL)
6	178	Anton Lavrentiev	D	Ak Bars Kazan (Russia-2)
8	240	Gustav Grasberg	C	Mora Jr. (Swede-Jr.)
9	271	Mikko Lehtonen	D	Kärpät (Finland)

### 2000 NHL Entry Draft: June 24-25, 2000 in Calgary, Alta.

RD	OVR	NAME	POS	CLUB
1	6	Scott Hartnell	RW	Prince Albert (WHL)
2	36	Daniel Widling	RW	Leksand IF (Swede-Jr.)
3	72	Mattias Nilsson	D	MoDo (Swede-Jr.)
3	89	Libor Pivko	LW	Havířov (Czech)
5	131	Matt Hendricks	C	Blaine H.S. (USHSW)
5	137	Mike Stuart	D	Colorado College (WCHA)
5	154	Matt Koalska	C	Twin Cities (UHL)
6	173	Tomas Harant	D	Zilina Jr. (Slovak-Jr.)
6	197	Zbynek Irgl	LW	HC Vítkovice (Czech)
7	203	Jure Penko	G	Green Bay (USHL)
8	236	Mats Christen	D	Sodertälje (Swede-Jr.)
9	284	Martin Hohener	D	Kloten (Switzerland)

### 1999 NHL Entry Draft: June 26, 1999 in Boston, Mass.

RD	OVR	NAME	POS	CLUB
1	6	Brian Finley	G	Barrie (OHL)
2	33	Jonas Andersson	RW	AIK Solna (Swede-Jr.)
2	52	Adam Hall	RW	Michigan State (CCHA)
2	54	Andrew Hutchinson	D	Michigan State (CCHA)
2	61	Ed Hill	D	Barrie (OHL)
2	65	Jan Lasak	G	ZTK Zvolen (Slovak-Jr.)
3	72	Brett Angel	D	North Bay (OHL)
4	121	Yevgeny Pavlov	C	Lada Togliatti (Russia)
4	124	Alexandre Krevsun	RW	Samara (Russia)
5	131	Konstantin Panov	RW	Kamloops (WHL)
6	162	Timo Hebling	D	Davos (Switzerland)
7	191	Martin Erat	LW	ZPS Zlin Jr. (Czech-Jr.)
7	205	Kyle Kettles	G	Neepawa (MJHL)
8	220	Miroslav Durak	D	Slovan Bratislava (Slovakia)
9	248	Darren Haydar	RW	New Hampshire (H-East)

### 1998 NHL Entry Draft: June 27, 1998 in Buffalo, N.Y.

RD	OVR	NAME	POS	CLUB
1	2	David Legwand	C	Plymouth (OHL)
3	60	Denis Arkhipov	LW	Ak Bars Kazan (Russia)
3	85	Geoff Koch	LW	U. of Michigan (CCHA)
4	88	Kent Sauer	D	North Iowa (USHL)
5	138	Martin Beauchesne	D	Sherbrooke (QMJHL)
6	147	Craig Brunel	RW	Prince Albert (WHL)
8	202	Martin Barteck	LW	Sherbrooke (QMJHL)
9	230	Karlis Skarstins	D	TPS Turku (Finland)

### 1998 NHL Expansion Draft: June 26, 1998 in Buffalo, N.Y.

NAME	POS	CLUB
Mikhail Shtalenkov	G	Mighty Ducks of Anaheim
Mike Sullivan	C	Boston Bruins
Bob Boughner	D	Buffalo Sabres
Joel Bouchard	D	Calgary Flames
Jeff Daniels	LW	Carolina Hurricanes
Greg Johnson	C	Chicago Blackhawks
Uwe Krupp	D	Colorado Avalanche
Patrick Cote	LW	Dallas Stars
Doug Brown	RW	Detroit Red Wings
Doug Friedman	LW	Edmonton Oilers
Chris Armstrong	D	Florida Panthers
Frederic Chabot	G	Los Angeles Kings
Tomas Vokoun	G	Montreal Canadiens
Mike Dunham	G	New Jersey Devils
J.J. Daigneault	D	New York Islanders
Mike Richter	G	New York Rangers
Denny Lambert	RW	Ottawa Senators
Craig Darby	LW	Philadelphia Flyers
John Slaney	D	Phoenix Coyotes
Tony Hrkac	C	Pittsburgh Penguins
Blair Atcheynum	RW	St. Louis Blues
Al Iafate	D	San Jose Sharks
Paul Brousseau	RW	Tampa Bay Lightning
Rob Zetter	D	Toronto Maple Leafs
Scott Walker	RW	Vancouver Canucks
Andrew Brunette	LW	Washington Capitals



## ALUMNI REGISTER

Ramzi Abid					#14
YEAR	GP	G	A	PTS	PIM

- 2006-07 13 1 4 5 13
- Signed as a free agent on July 21, 2006.
- Became a free agent on July 1, 2007.

Jamie Allison					#23
YEAR	GP	G	A	PTS	PIM

- 2003-04 47 0 3 3 76
- 2005-06 20 0 1 1 45
- TOTALS 67 0 4 4 121**
- Signed as a free agent on September 10, 2003.
- Claimed on waivers by Florida on February 13, 2006.

Niklas Andersson					#36
YEAR	GP	G	A	PTS	PIM

- 1999-00 7 0 1 1 0
- Claimed on waivers from NY Islanders on January 20, 2000.
- Claimed on waivers by NY Islanders on February 19, 2000.

Denis Arkipov					#25
YEAR	GP	G	A	PTS	PIM

- 2000-01 40 6 7 13 4
- 2001-02 82 20 22 42 16
- 2002-03 79 11 24 35 32
- 2003-04 72 9 12 21 22
- TOTALS 273 46 65 111 74**
- Selected by Nashville in the third-round (60th overall) of the 1998 NHL Entry Draft.
- Became a free agent on July 1, 2006.

Blair Atcheynum					#23
YEAR	GP	G	A	PTS	PIM

- 1998-99 53 8 6 14 16
- Claimed from St. Louis in the 1998 NHL Expansion Draft on June 26, 1998.
- Traded to St. Louis for a sixth-round selection in the 2000 NHL Entry Draft (Zbynek Irgl) on March 23, 1999.

Kris Beech					#15
YEAR	GP	G	A	PTS	PIM

- 2005-06 5 1 2 3 0
- Acquired from Pittsburgh for a conditional NHL Entry Draft selection (traded to Florida; Florida selected Derrick Lapointe) on September 9, 2005.
- Traded to Washington along with a first-round selection in the 2006 NHL Entry Draft (Semen Varlamov) for Brendan Witt on March 9, 2006.

Drake Berehowsky					#15
YEAR	GP	G	A	PTS	PIM

- 1998-99 74 2 15 17 140
- 1999-00 79 12 20 32 87
- 2000-01 66 6 18 24 100
- TOTALS 219 20 53 73 327**
- Acquired from Edmonton along with Greg de Vries and Eric Fichaud for Mikhail Shtalenkov and Jim Dowd on October 1, 1998.
- Traded to Vancouver for Atlanta's second-round selection in the 2001 NHL Entry Draft (Timofei Shishkanov) on March 9, 2001.

Bubba Berenzweig					#26
YEAR	GP	G	A	PTS	PIM

- 1999-00 2 0 0 0 0
- 2000-01 5 0 0 0 0
- 2001-02 26 3 7 10 14
- 2002-03 4 0 0 0 0
- TOTALS 37 3 7 10 14**

- Acquired from NY Islanders for a fourth-round selection (Johan Halvardsson) in the 1999 NHL Entry Draft on April 19, 1999.
- Traded to Dallas along with a conditional selection in the 2004 NHL Entry Draft for Jon Sim on February 17, 2003.

Brandon Bochenski					#24
YEAR	GP	G	A	PTS	PIM

- 2007-08 8 1 2 3 0
- Acquired from Anaheim for future considerations on February 26, 2008.
- Became a free agent on July 1, 2008.

Alexandre Boikov					#38
YEAR	GP	G	A	PTS	PIM

- 1999-00 2 0 0 0 2
- 2000-01 8 0 0 0 13
- TOTALS 10 0 0 0 15**
- Signed as a free agent on July 26, 1999.
- Became a free agent on July 1, 2002.

Brad Bombardir					#5
YEAR	GP	G	A	PTS	PIM

- 2003-04 13 0 0 0 4
- Acquired from Minnesota along with Sergei Zholtok for Buffalo's third-round selection (Clayton Stoner) and a fourth-round selection (Patrick Bordeleau) in the 2004 NHL Entry Draft on March 5, 2004.
- Became a free agent on July 1, 2004.

Sebastien Bordeleau					#71
YEAR	GP	G	A	PTS	PIM

- 1998-99 72 16 24 40 26
- 1999-00 60 10 13 23 30
- 2000-01 14 2 3 5 14
- TOTALS 146 28 40 68 70**
- Acquired from Montreal for future considerations on June 26, 1998.
- Claimed on waivers by St. Louis on March 13, 2001.

Joel Bouchard					#42
YEAR	GP	G	A	PTS	PIM

- 1998-99 64 4 11 15 60
- 1999-00 52 1 4 5 23
- TOTALS 116 5 15 20 83**
- Claimed from Calgary in the 1998 Expansion Draft on June 26, 1998.
- Claimed on waivers by Dallas on March 14, 2000.

Bob Boughner					#6
YEAR	GP	G	A	PTS	PIM

- 1998-99 79 3 10 13 137
- 1999-00 62 2 4 6 97
- TOTALS 141 5 14 19 234**
- Claimed from Buffalo in the 1998 Expansion Draft on June 26, 1998.
- Traded to Pittsburgh for Pavel Skrbek on March 13, 2000.

Francis Bouillon					#51
YEAR	GP	G	A	PTS	PIM

- 2002-03 4 0 0 0 2
- Claimed from Montreal in the 2002 NHL Waiver Draft on October 4, 2002.
- Claimed on waivers by Montreal on October 25, 2002.

Rich Brennan					#14
YEAR	GP	G	A	PTS	PIM

- 2001-02 4 0 0 0 2
- Signed as a free agent on August 8, 2001.
- Traded to Los Angeles for Brett Hauer on December 18, 2001.

Sheldon Brookbank					#34
YEAR	GP	G	A	PTS	PIM

- 2006-07 3 0 1 1 12
- Signed as a free agent on August 4, 2005.
- Became a free agent on July 1, 2007.

Wade Brookbank					#26
YEAR	GP	G	A	PTS	PIM

- 2003-04 9 0 0 0 38
- Claimed from Ottawa in the 2003 NHL Waiver Draft on October 3, 2003.
- Traded to Vancouver for future considerations on December 17, 2003.

Andrew Brunette					#19
YEAR	GP	G	A	PTS	PIM

- 1998-99 77 11 20 31 26
- Claimed from Washington in the 1998 NHL Expansion Draft on June 26, 1998.
- Traded to Atlanta for a conditional selection in the 2000 NHL Entry Draft (Matt Hendricks) on June 21, 1999.

Marian Cisar					#39
YEAR	GP	G	A	PTS	PIM

- 1999-00 3 0 0 0 4
- 2000-01 60 12 15 27 45
- 2001-02 10 1 2 3 8
- TOTALS 73 13 17 30 57**
- Acquired from Los Angeles for future considerations on June 1, 1998.
- Became a free agent on July 1, 2007.

# TEAM HISTORY & RECORDS

## ALUMNI REGISTER

### Greg Classen

YEAR	GP	G	A	PTS	PIM
2000-01	27	2	4	6	14
2001-02	55	5	6	11	30
2002-03	8	0	0	0	4
<b>TOTALS</b>	<b>90</b>	<b>7</b>	<b>10</b>	<b>17</b>	<b>48</b>

- Signed as a free agent on March 27, 2000.
- Became a free agent on July 1, 2004.
- Signed as a free agent on August 31, 2005.
- Became a free agent on July 15, 2006.

### Patrick Cote

YEAR	GP	G	A	PTS	PIM
1998-99	70	1	2	3	242
1999-00	21	0	0	0	70
<b>TOTALS</b>	<b>91</b>	<b>1</b>	<b>2</b>	<b>3</b>	<b>312</b>

- Claimed from Dallas in the 1998 NHL Expansion Draft on June 26, 1998.
- Traded to Edmonton for a fifth-round selection in the 2000 NHL Entry Draft (Matt Koalska) on June 12, 2000.

### Phil Crowe

YEAR	GP	G	A	PTS	PIM
1999-00	4	0	0	0	10

- Acquired from Atlanta for future considerations on June 26, 1999.

- Became a free agent on July 1, 2000.

### J.J. Daigneault

YEAR	GP	G	A	PTS	PIM
1998-99	35	2	2	4	38

- Claimed from NY Islanders in the 1998 NHL Expansion Draft on June 26, 1998.
- Traded to Phoenix for future considerations on January 13, 1999.

### Jeff Daniels

YEAR	GP	G	A	PTS	PIM
1998-99	9	1	3	4	2

- Claimed from Carolina in the 1998 NHL Expansion Draft on June 26, 1998.

- Became a free agent on July 1, 1999.

### Mathieu Darche

YEAR	GP	G	A	PTS	PIM
2003-04	2	0	0	0	0

- Signed as a free agent on September 10, 2003.
- Became a free agent on July 1, 2004.

### Andy Delmore

YEAR	GP	G	A	PTS	PIM
2001-02	73	16	22	38	22
2002-03	71	18	16	34	28
<b>TOTALS</b>	<b>144</b>	<b>34</b>	<b>38</b>	<b>72</b>	<b>50</b>

- Acquired from Philadelphia for a third-round selection in the 2002 NHL Entry Draft (traded to Phoenix; Phoenix selected Joe Callahan) on July 31, 2001.
- Traded to Buffalo for a third-round selection in the 2004 NHL Entry Draft (traded to Minnesota. Minnesota selected Clayton Stoner) on June 27, 2003.

### Steve Dubinsky

YEAR	GP	G	A	PTS	PIM
2001-02	26	5	2	7	10

- Acquired from Chicago for future considerations on February 6, 2002.

- Became a free agent on July 1, 2002.

### Mark Eaton

YEAR	GP	G	A	PTS	PIM
2000-01	34	3	8	11	14
2001-02	58	3	5	8	24
2002-03	50	2	7	9	22
2003-04	75	4	9	13	26
2005-06	69	3	1	4	44
<b>TOTALS</b>	<b>286</b>	<b>15</b>	<b>30</b>	<b>45</b>	<b>130</b>

- Acquired from Philadelphia for Detroit's third-round selection in the 2001 NHL Entry Draft (Patrick Sharp) on September 29, 2000.
- Became a free agent on July 1, 2006.

### Mike Farrell

YEAR	GP	G	A	PTS	PIM
2003-04	1	0	0	0	0

- Acquired from Washington for Alexander Riazantsev on July 14, 2003.
- Became a free agent on July 1, 2004.

### Tom Fitzgerald

YEAR	GP	G	A	PTS	PIM
1998-99	80	13	19	32	48
1999-00	82	13	9	22	66
2000-01	82	9	9	18	71
2001-02	63	7	9	16	33
<b>TOTALS</b>	<b>307</b>	<b>42</b>	<b>46</b>	<b>88</b>	<b>218</b>

- Signed as a free agent on July 6, 1998.
- Traded to Chicago for a fourth-round selection in the 2003 NHL Entry Draft (traded to Anaheim; Anaheim selected Nathan Saunders) and future considerations on March 13, 2002.

### Rory Fitzpatrick

YEAR	GP	G	A	PTS	PIM
2000-01	2	0	0	0	2

- Acquired from St. Louis for Dan Keczmer on February 9, 2000.
- Traded to Edmonton for future considerations on January 12, 2001.

### Peter Forsberg

YEAR	GP	G	A	PTS	PIM
2006-07	17	2	13	15	16

- Acquired from Philadelphia for Scottie Upshall, Ryan Parent and a first-round (traded to Nashville; Nashville selected Jonathon Blum) and third-round (traded to Washington; Washington selected Phil Desimore) selection in the 2007 NHL Entry Draft on February 15, 2007.
- Became a free agent on July 1, 2007.

### Doug Friedman

YEAR	GP	G	A	PTS	PIM
1998-99	2	0	1	1	14

- Claimed from Edmonton in the 1998 NHL Expansion Draft on June 26, 1998.
- Became a free agent on July 1, 1999.

### Simon Gamache

YEAR	GP	G	A	PTS	PIM
2003-04	7	1	0	1	0
2005-06	11	0	0	0	0
<b>TOTALS</b>	<b>18</b>	<b>1</b>	<b>0</b>	<b>1</b>	<b>0</b>

- Acquired from Atlanta with Kirill Safronov for Tomas Kloucek and Ben Simon on December 2, 2003.
- Claimed on waivers by St. Louis on November 29, 2005.
- Claimed on waivers from St. Louis on January 28, 2006.
- Became a free agent on July 1, 2006.

### Martin Gelinas

YEAR	GP	G	A	PTS	PIM
2007-08	57	9	11	20	20

- Signed as a free agent on July 26, 2007.
- Became a free agent on July 1, 2008.

### Brent Gilchrist

YEAR	GP	G	A	PTS	PIM
2002-03	41	1	2	3	14

- Signed as a free agent on July 11, 2003.
- Became a free agent on July 1, 2003.

### Stu Grimson

YEAR	GP	G	A	PTS	PIM
2001-02	30	1	1	2	76

- Signed as a free agent on July 2, 2001.
- Became a free agent on July 1, 2003.

### David Gosselin

YEAR	GP	G	A	PTS	PIM
1999-00	10	2	1	3	6
2001-02	3	0	0	0	5
<b>TOTALS</b>	<b>13</b>	<b>2</b>	<b>1</b>	<b>3</b>	<b>11</b>

- Signed as a free agent on July 9, 1998.
- Traded to Dallas along with a fifth-round selection in the 2003 NHL Entry Draft (Eero Kilpelainen) for Ed Belfour and Cameron Mann on June 29, 2002.

### Sean Haggerty

YEAR	GP	G	A	PTS	PIM
2000-01	3	0	1	1	0

- Claimed on waivers from NY Islanders on May 23, 2000.
- Became a free agent on July 1, 2001.

### Adam Hall

YEAR	GP	G	A	PTS	PIM
2001-02	1	0	1	1	0
2002-03	79	16	12	28	31
2003-04	79	13	14	27	37
2005-06	75	14	15	29	40
<b>TOTALS</b>	<b>234</b>	<b>43</b>	<b>42</b>	<b>85</b>	<b>108</b>

- Selected by Nashville in the second-round (52nd overall) of the 1999 NHL Entry Draft.
- Traded to NY Rangers for Dominic Moore on July 19, 2006.

## ALUMNI REGISTER

## Scott Hartnell

YEAR	GP	G	A	PTS	PIM
2000-01	75	2	14	16	48
2001-02	75	14	27	41	111
2002-03	82	12	22	34	101
2003-04	59	18	15	33	87
2005-06	81	25	23	48	101
2006-07	64	22	17	39	96
<b>TOTALS</b>	<b>436</b>	<b>93</b>	<b>118</b>	<b>211</b>	<b>544</b>

- Selected by Nashville in the first-round (sixth overall) of the 2000 NHL Entry Draft.
- Traded to Philadelphia along with Kimmo Timonen for a first-round selection in the 2007 NHL Entry Draft (Jonathon Blum) on June 18, 2007.

## Brett Hauer

YEAR	GP	G	A	PTS	PIM
2001-02	3	0	0	0	6

- Acquired from Los Angeles for Rich Brennan on December 18, 2001.
- Became a free agent on July 17, 2002.

## Darren Haydar

YEAR	GP	G	A	PTS	PIM
2002-03	2	0	0	0	0

- Selected by Nashville in the ninth-round (248th overall) of the 1999 NHL Entry Draft.
- Became a free agent on July 1, 2006.

## Matt Henderson

YEAR	GP	G	A	PTS	PIM
1998-99	2	0	0	0	2

- Signed as a free agent on July 13, 1998.
- Traded to Philadelphia for Paul Healey on September 27, 1999.

## Jukka Hentunen

YEAR	GP	G	A	PTS	PIM
2001-02	10	2	2	4	0

- Acquired from Calgary for a conditional selection in the 2003 NHL Entry Draft on March 17, 2002.
- Became a free agent on July 1, 2006.

## Jamie Heward

YEAR	GP	G	A	PTS	PIM
1998-99	63	6	12	18	44

- Signed as a free agent on August 6, 1998.
- Became a free agent on July 1, 1999.

## Jan Hlavac

YEAR	GP	G	A	PTS	PIM
2007-08	18	3	10	13	8

- Acquired from Tampa Bay for a seventh-round selection in the 2008 NHL Entry Draft (traded to Philadelphia; Philadelphia selected Joacim Eriksson) on February 26, 2008.
- Became a free agent on July 1, 2008.

## Shane Hnidy

YEAR	GP	G	A	PTS	PIM
2003-04	9	0	2	2	10

- Acquired from Ottawa for Colorado's third-round choice in the 2004 NHL Entry Draft (Peter Reglin) on March 9, 2004.
- Traded to Atlanta for a fourth-round selection in the 2006 NHL Entry Draft (Niko Snellman) on July 30, 2005.

## Darcy Hordichuk

YEAR	GP	G	A	PTS	PIM
2005-06	74	7	6	13	163
2006-07	53	1	3	4	90
2007-08	45	1	2	3	60
<b>TOTALS</b>	<b>172</b>	<b>9</b>	<b>11</b>	<b>20</b>	<b>313</b>

- Acquired from Florida for a fourth-round selection in the 2005 NHL Entry Draft (Matt Duffy) on July 27, 2005.
- Traded to Carolina along with a fifth-round selection in the 2010 NHL Entry Draft for a fifth-round selection in the 2009 NHL Entry Draft on June 19, 2008.

## Bill Houlder

YEAR	GP	G	A	PTS	PIM
1999-00	57	2	12	14	24
2000-01	81	4	12	16	40
2001-02	82	0	8	8	40
2002-03	82	2	4	6	46
<b>TOTALS</b>	<b>302</b>	<b>8</b>	<b>36</b>	<b>44</b>	<b>150</b>

- Claimed on waivers from Tampa Bay on November 10, 1999.
- Became a free agent on July 1, 2003.

## Cale Hulse

YEAR	GP	G	A	PTS	PIM
2000-01	82	1	7	8	128
2001-02	63	0	2	2	121
2002-03	80	2	6	8	121
<b>TOTALS</b>	<b>225</b>	<b>3</b>	<b>15</b>	<b>18</b>	<b>370</b>

- Acquired from Calgary along with a third-round selection in the 2001 NHL Entry Draft (Denis Platonov) for Sergei Krivokrasov on March 14, 2000.
- Became a free agent on July 1, 2003.

## Andrew Hutchinson

YEAR	GP	G	A	PTS	PIM
2003-04	18	4	4	8	4

- Selected by Nashville in the second-round (54th overall) of the 1999 NHL Entry Draft on June 26, 1999.
- Traded to Carolina for a third-round selection in the 2005 NHL Entry Draft (Teemu Laakso) on July 29, 2005.

## Andreas Johansson

YEAR	GP	G	A	PTS	PIM
2002-03	56	20	17	37	22
2003-04	47	12	15	27	26
<b>TOTALS</b>	<b>103</b>	<b>32</b>	<b>32</b>	<b>64</b>	<b>48</b>

- Signed as a free agent on September 4, 2002.
- Became a free agent on July 1, 2004.

## Greg Johnson

YEAR	GP	G	A	PTS	PIM
1998-99	68	16	34	50	24
1999-00	82	11	33	44	40
2000-01	82	15	17	32	46
2001-02	82	18	26	44	38
2002-03	38	8	9	17	22
2003-04	82	14	18	32	33
2005-06	68	11	8	19	10
<b>TOTALS</b>	<b>502</b>	<b>93</b>	<b>145</b>	<b>238</b>	<b>213</b>

- Claimed from Chicago in the 1998 NHL Expansion Draft on June 26, 1998.
- Became a free agent on July 1, 2006.

## Jere Karalahti

YEAR	GP	G	A	PTS	PIM
2001-02	15	0	1	1	12

- Acquired from Los Angeles along with a conditional selection in the 2003 NHL Entry Draft (Teemu Lassila) for Cliff Ronning on March 16, 2002.
- Became a free agent on July 1, 2003.

## Paul Kariya

YEAR	GP	G	A	PTS	PIM
2005-06	82	31	54	85	40
2006-07	82	24	52	76	36
<b>TOTALS</b>	<b>164</b>	<b>55</b>	<b>106</b>	<b>161</b>	<b>76</b>

- Signed as a free agent on August 5, 2005.
- Became a free agent on July 1, 2007.

## Dan Keczmer

YEAR	GP	G	A	PTS	PIM
1998-99	16	0	0	0	12
1999-00	24	0	5	5	28
<b>TOTALS</b>	<b>40</b>	<b>0</b>	<b>5</b>	<b>5</b>	<b>40</b>

- Claimed on waivers from Dallas on March 12, 1999.
- Traded to St. Louis for Rory Fitzpatrick on February 9, 2000.

## Patric Kjellberg

YEAR	GP	G	A	PTS	PIM
1998-99	71	11	20	31	24
1999-00	82	23	23	46	14
2000-01	81	14	31	45	12
2001-02	12	1	3	4	6
<b>TOTALS</b>	<b>246</b>	<b>49</b>	<b>77</b>	<b>126</b>	<b>56</b>

- Signed as a free agent on June 27, 1998.
- Traded to Anaheim for Petr Tenkrat on November 1, 2001.

## Tomas Kloucek

YEAR	GP	G	A	PTS	PIM
2002-03	3	0	0	0	2
2003-04	5	0	1	1	10
<b>TOTALS</b>	<b>8</b>	<b>0</b>	<b>1</b>	<b>1</b>	<b>12</b>

- Acquired from the New York Rangers along with Rem Murray and Marek Zidlicky for Mike Dunham on December 12, 2002.
- Traded to Atlanta along with Ben Simon for Simon Gamache and Kirill Safronov on December 2, 2003.

# TEAM HISTORY & RECORDS

## ALUMNI REGISTER

Sergei Krivokrasov	RW				#25
YEAR	GP	G	A	PTS	PIM
1998-99	70	25	23	48	42
1999-00	63	9	17	26	40
<b>TOTALS</b>	<b>133</b>	<b>34</b>	<b>40</b>	<b>74</b>	<b>82</b>

- Acquired from Chicago for future considerations on June 26, 1998.
- Traded to Calgary for Cale Hulse and a third-round selection in the 2001 NHL Entry Draft (Denis Platonov) on March 14, 2000.

Josh Langfeld	C				#15
YEAR	GP	G	A	PTS	PIM
2007-08	2	0	0	0	0

- Signed as a free agent on September 4, 2007.
- Became a free agent on July 1, 2008.

Denny Lambert	LW				#28
YEAR	GP	G	A	PTS	PIM
1998-99	76	5	11	16	218

- Claimed from Ottawa in the 1998 NHL Expansion Draft on June 26, 1998.
- Traded to Atlanta for Randy Robitaille on August 16, 1999.

Patrick Leahy	RW				#28
YEAR	GP	G	A	PTS	PIM
2006-07	1	0	0	0	0

- Signed as a free agent on July 17, 2006.
- Became a free agent on July 1, 2007.

Mikko Lehtonen	D				#42
YEAR	GP	G	A	PTS	PIM
2006-07	15	1	2	3	8

- Selected by Nashville in the ninth-round (271st overall) of the 2001 NHL Entry Draft.
- Traded to Buffalo for a fourth-round selection in the 2007 NHL Entry Draft (Mark Santorelli) on February 27, 2007.

Richard Lintner	D				#41
YEAR	GP	G	A	PTS	PIM
1999-00	33	1	5	6	22
2000-01	50	3	5	8	22
<b>TOTALS</b>	<b>83</b>	<b>4</b>	<b>10</b>	<b>14</b>	<b>44</b>

- Acquired from Phoenix along with Cliff Ronning for future considerations on October 31, 1998.
- Traded to NY Rangers for Peter Smrek on March 19, 2002.

Cameron Mann	RW				#28
YEAR	GP	G	A	PTS	PIM
2002-03	4	0	0	0	0

- Acquired from Dallas along with Ed Belfour for David Gosselin and a fifth-round selection in the 2003 NHL Entry Draft (Eero Kilpelainen) on June 29, 2002.
- Became a free agent on July 1, 2003.

Danny Markov	D				#55
YEAR	GP	G	A	PTS	PIM
2005-06	58	0	11	11	62

- Acquired from Philadelphia for a third-round selection in the 2006 NHL Entry Draft (traded to Los Angeles; Los Angeles selected Bud Holloway) on August 2, 2005.
- Became a free agent on July 1, 2006.

Jim McKenzie	LW				#19
YEAR	GP	G	A	PTS	PIM
2003-04	61	1	3	4	88

- Signed as a free agent on July 22, 2003.
- Became a free agent on August 1, 2005.

Craig Millar	D				#8
YEAR	GP	G	A	PTS	PIM
1999-00	57	3	11	14	28
2000-01	5	0	0	0	6
<b>TOTALS</b>	<b>62</b>	<b>3</b>	<b>11</b>	<b>14</b>	<b>34</b>

- Acquired from Edmonton for Detroit's third-round selection in the 1999 NHL Entry Draft (Mike Comrie) on June 26, 1999.
- Claimed on waivers by Tampa Bay on October 25, 2000.

Jay More	D				#4
YEAR	GP	G	A	PTS	PIM
1998-99	18	0	2	2	18

- Signed as a free agent on June 4, 1998.
- Became a free agent on July 1, 2001.

Jason Morgan	C				#45
YEAR	GP	G	A	PTS	PIM
2003-04	6	0	2	2	2

- Claimed on waivers from Calgary on December 31, 2003.
- Claimed on waivers by Calgary on February 19, 2004.

Marc Moro	D				#33, 16
YEAR	GP	G	A	PTS	PIM
1999-00	8	0	0	0	40
2000-01	6	0	0	0	12
2001-02	13	0	0	0	23
<b>TOTALS</b>	<b>27</b>	<b>0</b>	<b>0</b>	<b>0</b>	<b>75</b>

- Acquired from Anaheim along with Chris Mason for Dominic Roussel on October 5, 1998.
- Traded to Toronto for D.J. Smith and Marty Wilford on March 1, 2002.

Mark Mowers	C				#18
YEAR	GP	G	A	PTS	PIM
1998-99	30	0	6	6	4

- Signed as a free agent on June 11, 1998.
- Became a free agent on July 1, 2002.

Rem Murray	LW				#15
YEAR	GP	G	A	PTS	PIM
2002-03	53	6	13	19	18
2003-04	39	8	9	17	12
<b>TOTALS</b>	<b>92</b>	<b>14</b>	<b>22</b>	<b>36</b>	<b>30</b>

- Acquired from the New York Rangers along with Tomas Kloucek and Marek Zidlicky for Mike Dunham on December 12, 2002.
- Became a free agent on July 1, 2004.

Brantt Myhres	RW				#74
YEAR	GP	G	A	PTS	PIM
2000-01	20	0	0	0	28

- Signed as a free agent on August 15, 2000.
- Traded to Washington for future considerations on February 1, 2001.

John Namestnikov	D				#20
YEAR	GP	G	A	PTS	PIM
1999-00	2	0	0	0	2

- Acquired from NY Rangers for Jason Dawe on February 2, 2000.
- Became a free agent on July 1, 2001.

Stan Neckar	D				#6
YEAR	GP	G	A	PTS	PIM
2003-04	1	0	1	1	0

- Signed as a free agent on November 26, 2003.
- Traded to Tampa Bay for a sixth-round selection in the 2004 NHL Entry Draft (Kevin Schaeffer) on March 9, 2004.

Jeff Nelson	C				#7
YEAR	GP	G	A	PTS	PIM
1998-99	9	2	1	3	2

- Signed as a free agent on August 19, 1998.
- Traded to Washington for future considerations on June 22, 1999.

Vladimir Orszagh	RW				#33
YEAR	GP	G	A	PTS	PIM
2001-02	79	15	21	36	56
2002-03	78	16	16	32	38
2003-04	82	16	21	37	74
<b>TOTALS</b>	<b>239</b>	<b>47</b>	<b>58</b>	<b>105</b>	<b>168</b>

- Signed as a free agent on June 1, 2001.
- Became a free agent on August 1, 2005.

Denis Pederson	C				#16
YEAR	GP	G	A	PTS	PIM
2002-03	43	4	6	10	39

- Signed as a free agent on July 24, 2002.
- Became a free agent on July 1, 2003.

Ville Peltonen	LW				#16
YEAR	GP	G	A	PTS	PIM
1998-99	14	5	5	10	2
1999-00	79	6	22	28	22
2000-01	23	3	1	4	2
<b>TOTALS</b>	<b>116</b>	<b>14</b>	<b>28</b>	<b>42</b>	<b>26</b>

- Acquired from San Jose for a fifth-round selection in the 1998 NHL Entry Draft (traded to Phoenix; Phoenix selected Josh Blackburn) on June 26, 1998.
- Became a free agent on July 1, 2001.

## ALUMNI REGISTER

# TEAM HISTORY & RECORDS

## ALUMNI REGISTER

Kimmo Timonen						#44
YEAR	GP	G	A	PTS	PIM	
1998-99	50	4	8	12	30	
1999-00	51	8	25	33	26	
2000-01	82	12	13	25	50	
2001-02	82	13	29	42	28	
2002-03	72	6	34	40	46	
2003-04	77	12	32	44	52	
2005-06	79	11	39	50	74	
2006-07	80	13	42	55	42	
<b>TOTALS</b>	<b>573</b>	<b>79</b>	<b>222</b>	<b>301</b>	<b>348</b>	

- Acquired from Los Angeles along with Jan Vopat for future considerations on June 26, 1998.
- Traded to Philadelphia along with Scott Hartnell for a first-round selection in the 2007 NHL Entry Draft (Jonathon Blum) on June 18, 2007.

Pascal Trepanier						#27
YEAR	GP	G	A	PTS	PIM	
2002-03	1	0	0	0	0	

- Signed as a free agent on July 16, 2002.
- Traded to Florida for Wade Flaherty on March 9, 2003.

Darren Turcotte						#9
YEAR	GP	G	A	PTS	PIM	
1998-99	40	4	5	9	16	
1999-00	9	0	1	1	4	
<b>TOTALS</b>	<b>49</b>	<b>4</b>	<b>6</b>	<b>10</b>	<b>20</b>	

- Acquired from St. Louis along with St. Louis' highest compensatory pick in the 1999 NHL Entry Draft (traded to Florida; Florida selected Alex Auld) for future considerations on June 26, 1998.
- Retired on March 27, 2000.

Scottie Upshall						#7
YEAR	GP	G	A	PTS	PIM	
2002-03	8	1	0	1	0	
2003-04	7	0	1	1	0	
2005-06	48	8	16	24	34	
2006-07	14	2	1	3	18	
<b>TOTALS</b>	<b>77</b>	<b>11</b>	<b>18</b>	<b>29</b>	<b>52</b>	

- Selected by Nashville in the first-round (sixth overall) of the 2002 NHL Entry Draft.
- Traded to Philadelphia along with Ryan Parent and a first-round (traded to Nashville; Nashville selected Jonathon Blum) and third-round selection (traded to Washington; Washington selected Phil Desimore) in the 2007 NHL Entry Draft for Peter Forsberg on February 15, 2007.

Rob Valicevic						#12
YEAR	GP	G	A	PTS	PIM	
1998-99	19	4	2	6	2	
1999-00	80	14	11	25	21	
2000-01	60	8	6	14	26	
<b>TOTALS</b>	<b>159</b>	<b>26</b>	<b>19</b>	<b>45</b>	<b>49</b>	

- Signed as a free agent on June 8, 1998.
- Became a free agent on July 1, 2001.

Josef Vasicek						#63
YEAR	GP	G	A	PTS	PIM	
2006-07	38	4	9	13	29	

- Acquired from Carolina for Scott Walker on July 18, 2006.
- Traded to Carolina for Eric Belanger on February 9, 2007.

Vitaly Vishnevski						#4
YEAR	GP	G	A	PTS	PIM	
2006-07	15	0	1	1	10	

- Acquired from Atlanta for Eric Belanger on February 10, 2007.
- Became a free agent on July 1, 2007.

Jan Vopat						#5
YEAR	GP	G	A	PTS	PIM	
1998-99	55	5	6	11	28	
1999-00	6	0	0	0	6	
<b>TOTALS</b>	<b>61</b>	<b>5</b>	<b>6</b>	<b>11</b>	<b>34</b>	

- Acquired from Los Angeles along with Kimmo Timonen for future considerations on June 26, 1998.
- Became a free agent on May 23, 2000.

Scott Walker						#24
YEAR	GP	G	A	PTS	PIM	
1998-99	71	15	25	40	103	
1999-00	69	7	21	28	90	
2000-01	74	25	29	54	66	
2001-02	28	4	5	9	18	
2002-03	60	15	18	33	58	
2003-04	75	25	42	67	94	
2005-06	33	5	11	16	36	
<b>TOTALS</b>	<b>410</b>	<b>96</b>	<b>151</b>	<b>247</b>	<b>465</b>	

- Claimed from Vancouver in the 1998 NHL Expansion Draft on June 26, 1998.
- Traded to Carolina for Josef Vasicek on July 18, 2006.

Todd Warriner						#20
YEAR	GP	G	A	PTS	PIM	
2002-03	6	0	1	1	4	

- Claimed on waivers from Philadelphia on March 11, 2003.
- Became a free agent on July 1, 2003.

Mike Watt						#19
YEAR	GP	G	A	PTS	PIM	
2000-01	18	1	1	2	8	

- Claimed on waivers from NY Islanders on May 23, 2000.
- Traded to Philadelphia for Mikhail Chernov on May 24, 2001.

Clarke Wilm						#10
YEAR	GP	G	A	PTS	PIM	
2002-03	82	5	11	16	36	

- Signed as a free agent on July 11, 2002.
- Became a free agent on July 1, 2003.

Brendan Witt						#19
YEAR	GP	G	A	PTS	PIM	
2005-06	17	0	3	3	68	

- Acquired from Washington for Kris Beech and a first-round selection in the 2006 NHL Entry Draft (Semen Varlamov) on March 9, 2006.
- Became a free agent on July 1, 2006.

Vitali Yachmenev						#43
YEAR	GP	G	A	PTS	PIM	
1998-99	55	7	10	17	10	
1999-00	68	16	16	32	12	
2000-01	78	15	19	34	10	
2001-02	75	11	16	27	14	
2002-03	62	5	15	20	12	
<b>TOTALS</b>	<b>338</b>	<b>54</b>	<b>76</b>	<b>130</b>	<b>58</b>	

- Acquired from Los Angeles for future considerations on July 7, 1998.
- Became a free agent on July 1, 2003.

Jason York						#27
YEAR	GP	G	A	PTS	PIM	
2002-03	74	4	15	19	52	
2003-04	67	2	13	15	64	

- Acquired from Los Angeles for future considerations on October 23, 2002.
- Became a free agent on July 1, 2004.

Rob Zettler						#2
YEAR	GP	G	A	PTS	PIM	
1998-99	2	0	0	0	2	

- Claimed from Toronto in the 1998 NHL Expansion Draft on June 26, 1998.
- Became a free agent on July 1, 1999.

Sergei Zholtok						#9
YEAR	GP	G	A	PTS	PIM	
2003-04	11	1	1	2	0	

- Acquired from Minnesota along with Brad Bombardir for Buffalo's third-round selection (Clayton Stoner) and a fourth-round selection (Patrick Bordeleau) in the 2004 NHL Entry Draft on March 5, 2004.
- Became a free agent on July 1, 2004.

Marek Zidlicky						#3
YEAR	GP	G	A	PTS	PIM	
2003-04	82	14	39	53	82	
2005-06	67	12	37	49	82	
2006-07	79	4	26	30	72	
2007-08	79	5	38	43	63	
<b>TOTALS</b>	<b>307</b>	<b>35</b>	<b>140</b>	<b>175</b>	<b>299</b>	

- Acquired from the New York Rangers along with Tomas Kloucek and Rem Murray for goaltender Mike Dunham on December 12, 2002.
- Traded to Minnesota for Ryan Jones and a second-round selection in the 2009 NHL Entry Draft on July 1, 2008.



## ALUMNI REGISTER

## GOALTENDERS

## Mike Dunham

#1

YEAR	GP	MIN	GAA	W	L	T/OT	SO	GA	SA	SV%
1998-99	44	2472	3.08	16	23	3	1	127	1387	.908
1999-00	52	3077	2.85	19	27	6	0	146	1584	.908
2000-01	48	2810	2.28	21	21	4	4	107	1381	.923
2001-02	58	3316	2.61	23	24	9	3	144	1525	.906
2002-03	15	819	3.15	2	9	2	0	43	397	.892
<b>TOTALS</b>	<b>217</b>	<b>12494</b>	<b>2.72</b>	<b>81</b>	<b>104</b>	<b>24</b>	<b>8</b>	<b>567</b>	<b>6274</b>	<b>.910</b>

- Claimed from New Jersey in the 1998 NHL Expansion Draft on June 26, 1998.
- Traded to the N.Y. Rangers for Rem Murray, Tomas Kloucek and Marek Zidlicky on December 12, 2002.

## Eric Fichaud

#35

YEAR	GP	MIN	GAA	W	L	T/OT	SO	GA	SA	SV%
1998-99	9	447	3.22	0	6	0	0	24	229	.895

- Acquired from Edmonton along with Drake Berehowsky and Greg de Vries for Mikhail Shtalenkov and Jim Dowd on October 1, 1998.
- Traded to Carolina for Toronto's fourth-round choice in the 1999 NHL Entry Draft (Yevgeny Pavlov) and future considerations on June 26, 1999.

## Brian Finley

#31

YEAR	GP	MIN	GAA	W	L	T/OT	SO	GA	SA	SV%
2002-03	1	47	3.83	0	0	0	0	3	13	.769
2005-06	1	60	7.00	0	1	0	0	7	41	.829
<b>TOTALS</b>	<b>2</b>	<b>107</b>	<b>5.61</b>	<b>0</b>	<b>1</b>	<b>0</b>	<b>0</b>	<b>10</b>	<b>54</b>	<b>.815</b>

- Selected by Nashville in the first-round (sixth overall) of the 1999 NHL Entry Draft.
- Became a free agent on July 1, 2006.

## Wade Flaherty

#34

YEAR	GP	MIN	GAA	W	L	T/OT	SO	GA	SA	SV%
2002-03	1	51	4.71	0	1	0	0	4	27	.852

- Acquired from Florida for Pascal Trepanier on March 9, 2003.
- Became a free agent on July 1, 2004.

## Jan Lasak

#35

YEAR	GP	MIN	GAA	W	L	T/OT	SO	GA	SA	SV%
2001-02	3	177	4.41	0	3	0	0	13	104	.875
2002-03	3	90	3.33	0	1	0	0	5	39	.872
<b>TOTALS</b>	<b>6</b>	<b>267</b>	<b>4.04</b>	<b>0</b>	<b>4</b>	<b>0</b>	<b>0</b>	<b>18</b>	<b>143</b>	<b>.874</b>

- Selected by Nashville in the second round (65th overall) of the 1999 NHL Entry Draft.
- Became a free agent on July 1, 2004.

## Michael Leighton

#49

YEAR	GP	MIN	GAA	W	L	T/OT	SO	GA	SA	SV%
2006-07	1	20	6.00	0	0	0	0	2	10	.800

- Claimed on waivers from Anaheim on November 27, 2006.
- Claimed on waivers by Philadelphia on January 11, 2007.

## Chris Mason

#30

YEAR	GP	MIN	GAA	W	L	T/OT	SO	GA	SA	SV%
1998-99	3	69	5.22	0	0	0	0	6	44	.864
2000-01	1	59	2.03	0	1	0	0	2	20	.900
2003-04	17	744	2.18	4	4	1	1	27	365	.926
2005-06	23	1227	2.54	12	5	1	2	52	597	.913
2006-07	40	2342	2.38	24	11	4	5	93	1244	.925
2007-08	51	2692	2.90	18	22	6	4	130	1278	.898
<b>TOTALS</b>	<b>135</b>	<b>7133</b>	<b>2.61</b>	<b>58</b>	<b>43</b>	<b>12</b>	<b>12</b>	<b>310</b>	<b>3548</b>	<b>.913</b>

- Acquired along with Marc Moro from Anaheim for Dominic Roussel on October 5, 1998.
- Became a free agent on July 1, 2002.
- Claimed from Florida in the 2003 NHL Waiver Draft on October 3, 2003.
- Traded to St. Louis for the New York Rangers' fourth-round selection in the 2008 NHL Entry Draft (traded to NY Rangers; NY Rangers selected Dale Weise) on June 20, 2008.

## Tomas Vokoun

#29

YEAR	GP	MIN	GAA	W	L	T/OT	SO	GA	SA	SV%
1998-99	37	1954	2.95	12	18	4	1	96	1041	.908
1999-00	33	1879	2.78	9	20	1	1	87	908	.904
2000-01	37	2088	2.44	13	17	5	2	85	940	.910
2001-02	29	1471	2.69	5	14	4	2	66	678	.903
2002-03	69	3974	2.20	25	31	11	3	146	1771	.918
2003-04	73	4221	2.53	34	29	10	3	178	1958	.909
2005-06	61	3601	2.67	36	18	7	4	160	1984	.919
2006-07	44	2601	2.40	27	12	4	5	104	1299	.920
<b>TOTALS</b>	<b>383</b>	<b>21789</b>	<b>2.54</b>	<b>161</b>	<b>159</b>	<b>46</b>	<b>21</b>	<b>922</b>	<b>10579</b>	<b>.913</b>

- Claimed from Montreal in the 1998 NHL Expansion Draft on June 26, 1998.
- Traded to Florida for a second-round selection in the 2007 NHL Entry Draft (Nick Spaling) and a first-round selection (traded to NY Islanders; NY Islanders selected Joshua Bailey) and second-round selection (traded to NY Islanders; NY Islanders selected Aaron Ness) in the 2008 NHL Entry Draft on June 22, 2007.

# TEAM HISTORY & RECORDS

## OPENING LINEUPS

Season	Season Opener	Home Opener	Road Opener												
1998-99	Florida 1 at Nashville 0	Florida 1 at Nashville 0	Nashville 1 at Ottawa 3												
1999-00	Los Angeles 2 at Nashville 0	Los Angeles 2 at Nashville 0	Nashville 3 at Chicago 3 (OT)												
*2000-01	Nashville 3 at Pittsburgh 1	Pittsburgh 3 at Nashville 1	Nashville 3 at Pittsburgh 1												
2001-02	Nashville 1 at Dallas 4	St. Louis 2 at Nashville 2 (OT)	Nashville 1 at Dallas 4												
2002-03	Nashville 4 at Washington 5	Edmonton 3 at Nashville 2	Nashville 4 at Washington 5												
2003-04	Anaheim 1 at Nashville 3	Anaheim 1 at Nashville 3	Nashville 1 at Chicago 3												
2005-06	San Jose 2 at Nashville 3	San Jose 2 at Nashville 3	Nashville 5 at Colorado 4												
2006-07	Chicago 8 at Nashville 6	Chicago 8 at Nashville 6	Nashville 5 at Minnesota 6												
2007-08	Colorado 0 at Nashville 4	Colorado 0 at Nashville 4	Nashville 1 at St. Louis 4												
TOTALS	GP	W	L	T	OTL	GP	W	L	T	OTL	GP	W	L	T	OTL
	9	4	5	0	0	9	3	5	1	0	9	2	6	1	0

\* The Predators opened the 2000-01 season with a two-game series against the Pittsburgh Penguins at the Saitama Super Arena outside of Tokyo, Japan. The first game was designated a home game for Pittsburgh and the second game was designated a home game for Nashville.

## Season Opener Lineups

### 1998-99

October 10, 1998

Florida Panthers 1 at Nashville Predators 0

Sommet Center, **Attendance:** 17,285

**Defensemen:** #4 Jay More, #6 Bob Boughner, #20 Jamie Heward, #27 John Slaney, #36 J.J. Daigneault, #42 Joel Bouchard.

**Forwards:** #9 Darren Turcotte, #10 Patrik Kjellberg, #12 Brad Smyth, #17 Patrick Cote, #19 Andrew Brunette, #21 Tom Fitzgerald, #22 Greg Johnson, #23 Blair Atcheynum, #24 Scott Walker, #25 Sergei Krivokrasov, #28 Denny Lambert, #38 Jeff Nelson.

**Goaltenders** (starter in italics): #1 *Mike Dunham*, #35 Eric Fichaud.

### 1999-00

October 2, 1999

Los Angeles Kings 2 at Nashville Predators 0

Sommet Center, **Attendance:** 17,113

**Defensemen:** #2 Dan Keczmer, #6 Bob Boughner, #8 Craig Millar, #41 Richard Lintner, #42 Joel Bouchard, #44 Kimmo Timonen.

**Forwards:** #7 Cliff Ronning, #9 Darren Turcotte, #10 Patrik Kjellberg, #11 David Legwand, #12 Rob Valicevic, #16 Ville Peltonen, #17 Scott Hartnell, #21 Tom Fitzgerald, #22 Greg Johnson, #24 Scott Walker, #25 Sergei Krivokrasov, #43 Vitali Yachmenev.

**Goaltenders** (starter in italics): #29 *Tomas Vokoun*, #31 Brian Finley.

### 2000-01

October 7, 2000

Nashville Predators 3 at Pittsburgh Penguins 1

Saitama Super Arena (Tokyo, Japan), **Attendance:** 13,849

**Defensemen:** #3 Karlis Skrastins, #8 Craig Millar, #15 Drake Berehowsky, #32 Cale Hulse, #41 Richard Lintner, #44 Kimmo Timonen.

**Forwards:** #7 Cliff Ronning, #9 Greg Klassen, #10 Patrik Kjellberg, #11 David Legwand, #12 Rob Valicevic, #16 Ville Peltonen, #17 Scott Hartnell, #21 Tom Fitzgerald, #22 Greg Johnson, #24 Scott Walker, #25 Randy Robitaille, #43 Vitali Yachmenev.

**Goaltenders** (starter in italics): #1 *Mike Dunham*, #29 *Tomas Vokoun*.

### 2001-02

October 5, 2001

Nashville Predators 1 at Dallas Stars 4

American Airlines Center, **Attendance:** 18,532

**Defensemen:** #3 Karlis Skrastins, #4 Mark Eaton, #5 Andy Delmore, #16 Marc Moro, #23 Bill Houlder, #44 Kimmo Timonen.

**Forwards:** #7 Cliff Ronning, #8 Stu Grimson, #10 Patrik Kjellberg, #11 David Legwand, #17 Scott Hartnell, #19 Martin Erat, #21 Tom Fitzgerald, #22 Greg Johnson, #24 Scott Walker, #25 Denis Arkhipov, #33 Vladimir Orszagh, #43 Vitali Yachmenev.

**Goaltenders** (starter in italics): #1 *Mike Dunham*, #29 *Tomas Vokoun*.

### 2002-03

October 11, 2002

Nashville Predators 4 at Washington Capitals 5

MCI Center, **Attendance:** 17,101

**Defensemen:** #3 Karlis Skrastins, #5 Andy Delmore, #23 Bill Houlder, #32 Cale Hulse, #44 Kimmo Timonen, #51 Francis Bouillon.

**Forwards:** #10 Clarke Wilf, #11 David Legwand, #16 Denis Pederson, #17 Scott Hartnell, #19 Martin Erat, #21 Andreas Johansson, #22 Greg Johnson, #24 Scott Walker, #25 Denis Arkhipov, #33 Vladimir Orszagh, #41 Brent Gilchrist, #43 Vitali Yachmenev.

**Goaltenders** (starter in italics): #1 *Mike Dunham*, #29 *Tomas Vokoun*.

### 2003-04

October 9, 2003

Mighty Ducks of Anaheim 1 at Nashville Predators 3

Sommet Center, **Attendance:** 16,684

**Defensemen:** #2 Dan Hamhuis, #3 Marek Zidlicky, #4 Mark Eaton, #26 Wade Brookbank, #27 Jason York, #36 Robert Schnabel, #44 Kimmo Timonen.

**Forwards:** #11 David Legwand, #15 Rem Murray, #17 Scott Hartnell, #18 Adam Hall, #21 Andreas Johansson, #22 Greg Johnson, #24 Scott Walker, #25 Denis Arkhipov, #33 Vladimir Orszagh, #38 Vernon Fiddler, #55 Jordyn Tootoo.

**Goaltenders** (starter in italics): #29 *Tomas Vokoun*, #30 Chris Mason.

### 2005-06

October 5, 2005

San Jose Sharks 2 at Nashville Predators 3

Sommet Center, **Attendance:** 17,112

**Defensemen:** #2 Dan Hamhuis, #3 Marek Zidlicky, #4 Mark Eaton, #20 Ryan Suter, #44 Kimmo Timonen, #55 Danny Markov.

**Forwards:** #9 Paul Kariya, #10 Martin Erat, #11 David Legwand, #14 Jordyn Tootoo, #17 Scott Hartnell, #18 Adam Hall, #22 Greg Johnson, #24 Scott Walker, #26 Steve Sullivan, #38 Vernon Fiddler, #41 Simon Gamache, #94 Yanic Perreault.

**Goaltenders** (starter in italics): #29 *Tomas Vokoun*, #30 Chris Mason.

### 2006-07

October 5, 2006

Chicago Blackhawks 8 at Nashville Predators 6

Sommet Center, **Attendance:** 17,113

**Defensemen:** #2 Dan Hamhuis, #3 Marek Zidlicky, #5 Greg Zanon, #6 Shea Weber, #20 Ryan Suter, #44 Kimmo Timonen.

**Forwards:** #9 Paul Kariya, #10 Martin Erat, #11 David Legwand, #12 Scott Nichol, #16 Darcy Hordichuk, #17 Scott Hartnell, #19 Jason Arnott, #22 Jordyn Tootoo, #25 Jerred Smithson, #26 Steve Sullivan, #63 Josef Vasicek, #71 J.P. Dumont.

**Goaltenders** (starter in italics): #29 *Tomas Vokoun*, #30 Chris Mason.

### 2007-08

October 4, 2007

Colorado Avalanche 0 at Nashville Predators 4

Sommet Center, **Attendance:** 16,363

**Defensemen:** #2 Dan Hamhuis, #3 Marek Zidlicky, #5 Greg Zanon, #6 Shea Weber, #7 Greg de Vries, #20 Ryan Suter.

**Forwards:** #10 Martin Erat, #11 David Legwand, #12 Scott Nichol, #14 Radek Bonk, #19 Jason Arnott, #22 Jordyn Tootoo, #23 Martin Gelinas, #25 Jerred Smithson, #38 Vernon Fiddler, #41 Jed Ortmeyer, #46 Alexander Radulov, #71 J.P. Dumont.

**Goaltenders** (starter in italics): #30 *Chris Mason*, #39 Dan Ellis.

# TEAM HISTORY & RECORDS

## CLOSING LINEUPS

Season	Season Closer	Home Closer	Road Closer
1998-99	New Jersey 4 at Nashville 1	New Jersey 4 at Nashville 1	Nashville 2 at Chicago 4
1999-00	Anaheim 5 at Nashville 1	Anaheim 5 at Nashville 1	Nashville 2 at Phoenix 3
2000-01	Nashville 0 at St. Louis 1	Calgary 0 at Nashville 4	Nashville 0 at St. Louis 1
2001-02	Nashville 4 at Phoenix 6	NY Islanders 5 at Nashville 2	Nashville 4 at Phoenix 6
2002-03	Nashville 0 at Dallas 2	Anaheim 2 at Nashville 1 (OT)	Nashville 0 at Dallas 2
2003-04	Nashville 2 at Colorado 1 (OT)	St. Louis 4 at Nashville 1	Nashville 2 at Colorado 1 (OT)
2005-06	Detroit 3 at Nashville 6	Detroit 3 at Nashville 6	Nashville 2 at St. Louis 0
2006-07	Nashville 4 at Colorado 2	St. Louis 1 at Nashville 4	Nashville 4 at Colorado 2
2007-08	Nashville 1 at Chicago 3	St. Louis 2 at Nashville 3	Nashville 1 at Chicago 3
TOTALS	GP W L T OTL	GP W L T OTL	GP W L T OTL
	9 3 6 0 0	9 4 4 0 1	9 3 6 0 0

## Season Closer Lineups

### 1998-99

April 17, 1999

New Jersey Devils 4 at Nashville Predators 1

Sommet Center, **Attendance:** 17,298

**Defensemen:** #2 Dan Keczmer, #5 Jan Vopat, #6 Bob Boughner, #15 Drake Berehowsky, #20 Jamie Heward, #42 Joel Bouchard, #44 Kimmo Timonen.

**Forwards:** #7 Cliff Ronning, #11 David Legwand, #12 Rob Valicevic, #17 Patrick Cote, #18 Mark Mowers, #19 Andrew Brunette, #21 Tom Fitzgerald, #24 Scott Walker, #25 Sergei Krivokrasov, #28 Denny Lambert, #43 Vitali Yachmenev.

**Goalenders** (starter in italics): #1 *Mike Dunham*, #29 Tomas Vokoun.

### 1999-00

April 7, 2000

Mighty Ducks of Anaheim 5 at Nashville Predators 1

Sommet Center, **Attendance:** 17,113

**Defensemen:** #3 Karlis Skrastins, #8 Craig Millar, #15 Drake Berehowsky, #20 John Namestnikov, #23 Bill Houlder, #26 Bubba Berenzweig.

**Forwards:** #7 Cliff Ronning, #10 Patrik Kjellberg, #11 David Legwand, #12 Rob Valicevic, #16 Ville Peltonen, #21 Tom Fitzgerald, #22 Greg Johnson, #24 Scott Walker, #27 Randy Robitaille, #40 David Gosselin, #43 Vitali Yachmenev, #71 Sebastian Bordeleau.

**Goalenders** (starter in italics): #1 *Mike Dunham*, #30 Chris Mason.

### 2000-01

April 7, 2001

Nashville Predators 0 at St. Louis Blues 1

Savvis Center, **Attendance:** 19,952

**Defensemen:** #3 Karlis Skrastins, #4 Mark Eaton, #23 Bill Houlder, #32 Cale Hulse, #41 Richard Lintner, #44 Kimmo Timonen.

**Forwards:** #7 Cliff Ronning, #10 Patrik Kjellberg, #11 David Legwand, #12 Rob Valicevic, #17 Scott Hartnell, #21 Tom Fitzgerald, #22 Greg Johnson, #24 Scott Walker, #25 Denis Arhipov, #27 Randy Robitaille, #39 Marian Cisar, #43 Vitali Yachmenev.

**Goalenders** (starter in italics): #1 *Mike Dunham*, #29 Tomas Vokoun.

### 2001-02

April 14, 2002

Nashville Predators 4 at Phoenix Coyotes 6

America West Arena, **Attendance:** 16,022

**Defensemen:** #3 Karlis Skrastins, #4 Mark Eaton, #5 Andy Delmore, #13 Jere Karalahti, #23 Bill Houlder, #32 Cale Hulse, #44 Kimmo Timonen.

**Forwards:** #9 Greg Classen, #12 Reid Simpson, #15 Petr Tenkrat, #19 Martin Erat, #22 Greg Johnson, #25 Denis Arhipov, #27 Jukka Hentunen, #33 Vladimir Orszagh, #34 Adam Hall, #43 Vitali Yachmenev, #48 Jonas Andersson.

**Goalenders** (starter in italics): #30 Chris Mason, #35 Jan Lasak.

### 2002-03

April 6, 2003

Nashville Predators 0 at Dallas Stars 2

American Airlines Center, **Attendance:** 18,532

**Defensemen:** #3 Karlis Skrastins, #4 Mark Eaton, #23 Bill Houlder, #27 Jason York, #32 Cale Hulse, #44 Kimmo Timonen.

**Forwards:** #10 Clarke Wilm, #14 Oleg Petrov, #15 Rem Murray, #16 Denis Pederson, #17 Scott Hartnell, #18 Adam Hall, #22 Greg Johnson, #24 Scott Walker, #25 Denis Arhipov, #33 Vladimir Orszagh, #41 Brent Gilchrist, #43 Vitali Yachmenev.

**Goalenders** (starter in italics): #29 Tomas Vokoun, #34 Wade Flaherty.

### 2003-04

April 4, 2004

Nashville Predators 2 at Colorado Avalanche 1 (OT)

Pepsi Center, **Attendance:** 18,007

**Defensemen:** #2 Dan Hamhuis, #3 Marek Zidlicky, #5 Brad Bombardir, #23 Jamie Allison, #27 Jason York, #34 Shane Hnidy.

**Forwards:** #9 Sergei Zholtok, #11 David Legwand, #17 Scott Hartnell, #18 Adam Hall, #19 Jim McKenzie, #21 Andreas Johansson, #22 Greg Johnson, #25 Denis Arhipov, #26 Steve Sullivan, #28 Jeremy Stevenson, #33 Vladimir Orszagh, #55 Jordin Tootoo.

**Goalenders** (starter in italics): #29 Tomas Vokoun, #30 Chris Mason.

### 2005-06

April 18, 2006

Detroit Red Wings 3 at Nashville Predators 6

Sommet Center, **Attendance:** 17,113

**Defensemen:** #2 Dan Hamhuis, #4 Mark Eaton, #6 Shea Weber, #20 Ryan Suter, #44 Kimmo Timonen, #55 Danny Markov.

**Forwards:** #7 Scottie Upshall, #9 Paul Kariya, #10 Martin Erat, #11 David Legwand, #12 Scott Nichol, #14 Jordin Tootoo, #17 Scott Hartnell, #18 Adam Hall, #22 Greg Johnson, #24 Scott Walker, #25 Jerred Smithson, #81 Mike Sillinger.

**Goalenders** (starter in italics): #30 Chris Mason, #35 Pekka Rinne.

### 2006-07

April 7, 2007

Nashville Predators 4 at Colorado Avalanche 2

Pepsi Center, **Attendance:** 17,462

**Defensemen:** #2 Dan Hamhuis, #3 Marek Zidlicky, #5 Greg Zanon, #6 Shea Weber, #20 Ryan Suter, #44 Kimmo Timonen.

**Forwards:** #9 Paul Kariya, #11 David Legwand, #12 Scott Nichol, #16 Darcy Hordichuk, #17 Scott Hartnell, #19 Jason Arnott, #21 Peter Forsberg, #22 Jordin Tootoo, #25 Jerred Smithson, #38 Vernon Fiddler, #47 Alexander Radulov, #71 J.P. Dumont.

**Goalenders** (starter in italics): #29 Tomas Vokoun, #30 Chris Mason.

### 2007-08

April 4, 2008

Nashville Predators 1 at Chicago Blackhawks 3

United Center, **Attendance:** 21,929

**Defensemen:** #2 Dan Hamhuis, #4 Ville Koistinen, #5 Greg Zanon, #6 Shea Weber, #8 Kevin Klein, #20 Ryan Suter.

**Forwards:** #10 Martin Erat, #12 Scott Nichol, #14 Radek Bonk, #16 Darcy Hordichuk, #17 Jan Hlavac, #22 Jordin Tootoo, #24 Brandon Bochenski, #25 Jerred Smithson, #37 Rich Peverley, #38 Vernon Fiddler, #47 Alexander Radulov, #71 J.P. Dumont.

**Goalenders** (starter in italics): #30 Chris Mason, #35 Pekka Rinne

## FRANCHISE TIMELINE

**December 18, 1996:** The state-of-the-art \$160 million Nashville Arena (now known as the Sommet Center) opened with Amy Grant's Tennessee Christmas.

**June 25, 1997:** Leipold Hockey Holdings, LLC was granted a conditional franchise by the NHL Board of Governors.

**July 1, 1997:** Jack Diller was named first president of the Nashville Predators.

**July 9, 1997:** David Poile was named first general manager in franchise history.

**August 6, 1997:** Barry Trotz was named as Nashville's first head coach and Paul Gardner was named assistant coach.

**September 25, 1997:** Craig Leipold and Jack Diller unveiled the saber-toothed tiger logo at the downtown First American building (now known as the Regions Building), the site of a saber-toothed tiger discovery in August, 1971.

**September 27, 1997:** *The Ice Breaker Bash* kicked off season ticket sales at the Sommet Center and attracted more than 12,000 hockey fans for three hours of hockey demonstrations, displays and interactive games.

**November 13, 1997:** Craig Leipold and Jack Diller unveiled "Predators" as Nashville's name (as selected by fans) at the Wildhorse Saloon in front of inaugural season ticketholders and fans.

**February 12, 1998:** Head Coach Barry Trotz and assistant coach Paul Gardner unveiled the Predators' inaugural home and away jerseys in front of 2,000 fans at Cool Springs Galleria.

**March 4, 1998:** Hockey Tonk Jam at the Ryman Auditorium: Tim McGraw, Faith Hill and others from the music industry performed at an invitation-only event to raise awareness for the Predators. The event included Delbert McClinton's debut performance of *Hockey Tonk (The Predators Song)*, written by Harlan Howard and Pat Alger.

**May 4, 1998:** The National Hockey League officially announced the Nashville Predators as the 27th franchise in league history.

**June 19, 1998:** Brent Peterson was named as an assistant coach.

**June 26, 1998:** The Predators selected 26 players in the NHL Expansion Draft.

**June 27, 1998:** The Nashville Predators became the 27th NHL team to participate in the NHL Entry Draft. The Predators selected David Legwand with the second overall pick.

**July 6, 1998:** Nashville signed free agent Tom Fitzgerald and named him the first captain in franchise history.

**October 10, 1998:** The Nashville Predators hosted the franchise's first NHL game vs. the Florida Panthers. In front of a sellout crowd of 17,298, Ray Whitney scored the only goal of the 1-0 game and the Panthers' Kirk McLean earned the shutout.

**October 13, 1998:** The Nashville Predators defeated the Carolina Hurricanes 3-2 to net the first victory in franchise history. Andrew Brunette notched the first goal in franchise history at 5:12 in the first period.

**January 24, 1999:** Sergei Krivokrasov became the first Predator to appear in an NHL All-Star Game. He played for the World All-Stars in the game played at Tampa Bay's Ice Palace.

**February 1, 1999:** The Predators opened their practice facility at Centennial Sportsplex.

**April 17, 1999:** The Nashville Predators closed out their inaugural season with a 4-3 loss to the New Jersey Devils. The Predators drew a total of 664,000 (16,202, 94% capacity) and amassed a 28-47-7 record.

**May 25, 1999:** The Nashville Predators Foundation distributed 37 grants totaling \$170,000 to Nashville and Middle Tennessee-based community service and charitable organizations. The Foundation has awarded nearly \$2 million since its establishment in 1998.

**July 16, 1999:** Dr. Richard W. Oliver, an economics professor at the Owen School of Business at Vanderbilt University, unveiled a study estimating the Predators' economic impact on Middle Tennessee at \$82 million in 1998-99 and \$470 million over the following five-year span.

**August 4, 1999:** Nashville Predators owner Craig Leipold and Gaylord Entertainment CEO Terry London announced a partnership in which Gaylord Entertainment purchased the naming rights to the downtown arena for \$80 million. The arena was called the Gaylord Entertainment Center until March 16, 2007.

**October 7-8, 2000:** The Predators opened the 2000-01 season with a two-game series against the Pittsburgh Penguins at the Saitama Super Arena outside of Tokyo, Japan. Both games finished with a score of 3-1, with the Predators winning the first and the Penguins the second. The two games drew the two largest crowds ever to witness hockey games in Japan (13,849 for the first game, 13,426 for the second).

**March 23, 2001:** General Manager David Poile was one of three recipients of the 2001 Lester Patrick Award, an honor presented annually "for outstanding service to hockey in the United States."

**November 21, 2001:** The Predators unveiled an alternate jersey. The gold sweater featured an animated saber-toothed tiger logo on the crest and a pair of tiger skulls on the shoulders.

**December 6, 2001:** Nashville recorded its 100th victory, a 4-2 decision over Ottawa.

**October 8, 2002:** Greg Johnson was named the second captain in team history. Scott Walker also wore the "C" on an interim basis (January 12-27) for Nashville in 2002-03.

**March 1, 2003:** Barry Trotz, the only coach in franchise history, coached his 392nd consecutive game with Nashville. The milestone established a mark for most NHL games coached by the first coach of an expansion team.

**June 19, 2003:** Brent Peterson was promoted to associate coach while Peter Horachek, formerly the head coach of the Predators' top developmental affiliate, the AHL's Milwaukee Admirals, was hired as an assistant coach.

**June 21-22, 2003:** The Nashville Predators hosted the 2003 NHL Entry Draft at the Sommet Center and made 13 picks overall, including eight of the first 98 players selected. Over 13,000 fans attended the two-day event which had an estimated economic impact of nearly \$10 million on Middle Tennessee.

**February 8, 2004:** For the first time since the team's inaugural season, Nashville was represented in the NHL All-Star Game. Kimmo Timonen (who was named to the Game in 1999, but did not participate due to injury) and Tomas Vokoun both played for the Western Conference at the Xcel Energy Center.

## FRANCHISE TIMELINE

**April 3, 2004:** On the second-to-last day of the 2003-04 regular season, a loss by the Edmonton Oilers clinched the Predators' first-ever berth in the NHL Stanley Cup Playoffs.

**April 7, 2004:** The Predators headed to Detroit to take on the top-seeded Red Wings in the franchise's first playoff game. Despite a goal off the stick of Adam Hall only 16 seconds into the game, Detroit held on for a 3-1 win.

**April 11, 2004:** In the first home playoff game in team history, the Predators earned their first playoff victory, a 3-1 decision over Detroit.

**September 15, 2004:** NHL commissioner Gary Bettman announced that the league's 30 teams would lock out players as the collective bargaining agreement expired.

**February 15, 2005:** NHL commissioner Gary Bettman officially announced the cancellation of the 2004-05 NHL season.

**July 22, 2005:** The NHL announced that the Board of Governors unanimously approved the new collective bargaining agreement, officially ending the lockout.

**August 5, 2005:** The Predators announced the signing of free-agent forward Paul Kariya, the first First-Team NHL All-Star to sign with Nashville.

**October 5, 2005:** After nearly 18 months of inactivity, the Predators returned to NHL action with a 3-2 victory over the San Jose Sharks in front of a capacity crowd at the Sommet Center.

**October 8, 2005:** In their second game of the 2005-06 season, the Predators won their first shootout, a 3-2 victory over Anaheim. Paul Kariya scored the game-deciding shootout goal against his former team.

**March 18, 2006:** Nashville defeated Calgary 9-4 at the Sommet Center for its 40th win of the 2005-06 season, the first 40-win season in franchise history. The Predators ended the season with a record of 49-25-8 and led the NHL with 32 home wins.

**April 18, 2006:** Paul Kariya netted a hat trick as part of a four-point game in Nashville's 6-3 win over Detroit in the team's 2005-06 regular-season finale. Kariya finished the season with 31 goals and 85 points, both franchise records. Steve Sullivan also netted 31 goals, and he and Kariya became the first Predators to score 30 or more goals in a season.

**January 24, 2007:** Kimmo Timonen represented Nashville in the 55th NHL All-Star Game in Dallas while head coach Barry Trotz served as an assistant coach for the Western Conference in the game.

**February 15, 2007:** The Predators acquired legendary center Peter Forsberg from the Philadelphia Flyers for the 2007 stretch run.

**April 5, 2007:** With a 4-1 win over the St. Louis Blues, Nashville hit the 50-win mark for the first time in franchise history. The club would end the 2006-07 regular season with a record of 51-23-8 for a franchise-record 110 points.

**April 11, 2007:** In their third trip to the NHL Stanley Cup Playoffs, the Predators went to sudden-death overtime for the first time in Game 1 of their first-round series against the San Jose Sharks. After rallying from a two-goal deficit to tie the contest at 4-4, Nashville was ultimately upended by the winning goal from San Jose's Patrick Rissmiller at 8:14 of the second overtime period.

**May 18, 2007:** The Predators and the Middle Tennessee-based Sommet Group entered into a multi-year naming-rights agreement, thus renaming the Nashville Arena as the "Sommet Center."

**May 22, 2007:** *The Sporting News* announced its 2006-07 awards and Predators GM David Poile was named NHL Executive of the Year and head coach Barry Trotz was named Coach of the Year. Both honors were determined by a votes of their peers.

**August 1, 2007:** Nashville owner Craig Leipold announced the signing of a letter of intent to sell the Nashville Predators and Powers Management to a local ownership group led by David Freeman, CEO of 36 Venture Capital.

**September 12, 2007:** Jason Arnott is named the fourth captain in franchise history.

**November 29, 2007:** The National Hockey League's Board of Governors approved the proposed sale of the Nashville Predators to Predators Holdings LLC.

**December 1, 2007:** David Legwand notched three points (1g-2a) in the third period of a 5-4 shootout win at Montreal. His first point (a goal) was the 302nd of his NHL career, moving him past Kimmo Timonen into sole possession of first place on the franchise's all-time scoring list.

**December 7, 2007:** Predators Holdings LLC completed its purchase of the Nashville Predators and Powers Management (the company that operates the Sommet Center) for \$193 million from Craig Leipold and took over the day-to-day operation of the Predators and the Sommet Center.

**December 11, 2007:** The Predators' new ownership group, led by Chairman David Freeman, introduced Ed Lang as the organization's President of Business Operations and David Poile as President of Hockey Operations/General Manager.

**January 27, 2008:** Captain Jason Arnott represented Nashville in the 56th NHL All-Star Game in Atlanta, becoming the fourth Predator to represent the club in the mid-season classic.

**April 3, 2008:** The Predators clinch their fourth consecutive playoff berth, becoming one of just seven franchises to have an active streak of that length.

## TEAM HISTORY & RECORDS

# ALL-TIME TRADES & ACQUISITIONS

<b>June 1, 1998:</b>	Acquired forward Marian Cisar from Los Angeles for future considerations.	<b>October 25, 1998:</b>	Acquired a third-round selection in the 1999 Entry Draft (traded to Colorado; Colorado selected Branko Radivojevic) from Colorado for defenseman Greg de Vries.
<b>June 4, 1998:</b>	Signed free-agent defenseman Jayson More.	<b>October 28, 1998:</b>	Signed free-agent forward Bobby Russell.
<b>June 8, 1998:</b>	Signed free-agent forward Rob Valicevic.	<b>October 31, 1998:</b>	Acquired forward Cliff Ronning and defenseman Richard Lintner from Phoenix for future considerations.
<b>June 11, 1998:</b>	Signed free-agent forward Mark Mowers.	<b>January 13, 1999:</b>	Traded defenseman J.J. Daigneault to Phoenix for future considerations.
<b>June 26, 1998:</b>	Selected 26 players in the NHL Expansion Draft: Chris Armstrong (FLA), Blair Atcheynum (STL), Joel Bouchard (CGY), Bob Boughner (BUF), Paul Brousseau (L.B), Doug Brown (DET), Andrew Brunette (WSH), Frederic Chabot (L.A), Patrick Cote (DAL), J.J. Daigneault (NYI), Jeff Daniels (CAR), Craig Darby (PHI), Mike Dunham (N.J.), Doug Friedman (EDM), Tony Hrkac (PIT), Al Iafraite (S.J.), Greg Johnson (CHI), Uwe Krupp (COL), Denny Lambert (OTT), Mike Richter (NYR), Mikhail Shtalenkov (ANA), John Stanley (PHX), Mike Sullivan (BOS), Tomas Vokoun (MTL), Scott Walker (VAN) and Rob Zettler (TOR). Acquired forward Darren Turcotte and St. Louis' highest compensatory selection in the 1999 NHL Entry Draft (traded to Florida; Florida selected Alex Auld) from St. Louis for future considerations. Acquired goaltender Dominic Roussel and defenseman Jeff Staples from Philadelphia for a seventh-round selection in the 1998 NHL Entry Draft (Cam Ondrik). Acquired defensemen Jan Vopat and Kimmo Timonen from Los Angeles for future considerations. Acquired forward Sergei Krivokrasov from Chicago for future considerations. Acquired forward Jim Dowd from Calgary for future considerations. Acquired forward Ville Peltonen from San Jose for a fifth-round selection in the 1998 NHL Entry Draft (traded to Phoenix; Phoenix selected Josh Blackburn). Acquired forward Sebastien Bordeleau from Montreal for future considerations. Acquired a fifth-round selection in the 1998 NHL Entry Draft (Martin Beauchesne) from Colorado for future considerations.	<b>January 26, 1999:</b>	Acquired defenseman Sergei Klimtiev from Philadelphia for future considerations.
<b>June 27, 1998:</b>	Acquired a first-round (David Legwand) and third-round selection (Geoff Koch) in the 1998 NHL Entry Draft from San Jose for a first-round (Brad Stuart) and second-round selection (Jonathan Cheechoo) in the 1998 NHL Entry Draft. Selected forwards Denis Arkipov, Martin Barteck, Craig Brunel, Geoff Koch and David Legwand and defensemen Martin Beauchesne, Kent Sauer and Karis Skarstins in the 1998 NHL Entry Draft. Signed free-agent forward Patric Kjellberg.	<b>March 12, 1999:</b>	Claimed defenseman Dan Keczmer on waivers from Dallas.
<b>June 30, 1998:</b>	Acquired a seventh-round selection in the 1999 NHL Entry Draft (Kyle Kettles) from Phoenix for forward Mike Sullivan.	<b>March 23, 1999:</b>	Acquired a sixth-round selection in the 2000 NHL Entry Draft (Zbynek Irgl) from St. Louis for forward Blair Atcheynum.
<b>July 6, 1998:</b>	Signed free-agent forward Tom Fitzgerald.	<b>April 19, 1999:</b>	Acquired defenseman Bubba Berenzweig from the New York Islanders for a fourth-round selection in the 1999 NHL Entry Draft (Johan Halvarsson).
<b>July 7, 1998:</b>	Acquired forward Vitali Yachmenev from Los Angeles for future considerations.	<b>May 3, 1999:</b>	Traded forward Brad Smyth to the New York Rangers for future considerations.
<b>July 9, 1998:</b>	Signed free-agent forward David Gosselin. Traded forward Tony Hrkac to Dallas for future considerations.	<b>May 4, 1999:</b>	Signed free-agent forward Danny Riva.
<b>July 13, 1998:</b>	Signed free-agent forward Matt Henderson.	<b>June 17, 1999:</b>	Signed free-agent defenseman Jayme Filipowicz.
<b>July 14, 1998:</b>	Acquired forward Petr Sykora, a third-round selection in the 1999 NHL Entry Draft (traded to Edmonton; Edmonton selected Mike Comrie) and a conditional selection in the 1999 NHL Entry Draft (Alexandre Krevsun) from Detroit for forward Doug Brown.	<b>June 21, 1999:</b>	Acquired a conditional selection in the 2000 NHL Entry Draft (Matt Hendricks) from Atlanta for forward Andrew Brunette.
<b>July 16, 1998:</b>	Signed free-agent forward Brad Smyth.	<b>June 22, 1999:</b>	Traded forward Jeff Nelson to Washington for future considerations.
<b>July 20, 1998:</b>	Goaltender Frederic Chabot claimed on waivers by Los Angeles.	<b>June 26, 1999:</b>	Acquired Toronto's fourth-round selection in the 1999 NHL Entry Draft (Yevgeny Pavlov) and future considerations from Carolina for goaltender Eric Fichaud. Acquired forward Phil Crowe from Atlanta for future considerations. Acquired defenseman Craig Millar from Edmonton for Detroit's third-round selection in the 1999 NHL Entry Draft (Mike Comrie). Acquired a second-round selection in the 1999 NHL Entry Draft (traded to Colorado; Colorado selected Martin Grenier) and a third-round selection in the 2000 NHL Entry Draft (Liber Pivko) from Florida for a second-round selection in the 1999 NHL Entry Draft (Alex Auld). Acquired two second-round selections in the 1999 NHL Entry Draft (Adam Hall, Andrew Hutchinson) from Colorado for a second-round selection (Martin Grenier) and a third-round selection (Branko Radivojevic) in the 1999 NHL Entry Draft. Selected forwards Jonas Andersson, Martin Erat, Adam Hall, Darren Haydar, Alexandre Krevsun, Konstantin Panov, Yevgeny Pavlov, defensemen Brett Angel, Miroslav Durak, Ed Hill, Timo Helbling and Andrew Hutchinson and goaltenders Brian Finley, Kyle Kettles and Jan Lasak in the 1999 NHL Entry Draft.
<b>August 6, 1998:</b>	Signed free-agent defenseman Jamie Heward.	<b>July 26, 1999:</b>	Signed free-agent forward Brent Peterson and free-agent defenseman Alexandre Boikov.
<b>August 19, 1998:</b>	Signed free-agent forward Jeff Nelson.	<b>August 10, 1999:</b>	Signed free-agent forward Steve Washburn and free-agent goaltender Corey Hirsch.
<b>August 26, 1998:</b>	Signed free-agent defensemen Shannon Finn and Kaj Linna.	<b>August 16, 1999:</b>	Acquired forward Randy Robitaille from Atlanta for forward Denny Lambert.
<b>October 1, 1998:</b>	Acquired defensemen Drake Berehowsky and Greg de Vries and goaltender Eric Fichaud from Edmonton for forward Jim Dowd and goaltender Mikhail Shtalenkov.	<b>September 27, 1999:</b>	Acquired forward Paul Healey from Philadelphia for forward Matt Henderson.
<b>October 5, 1998:</b>	Acquired defenseman Marc Moro and goaltender Chris Mason from Anaheim for goaltender Dominic Roussel. Claimed forward Zdeno Ciger from Edmonton in the 1998 NHL Waiver Draft.	<b>October 2, 1999:</b>	Signed free-agent forward Jason Dawe.
<b>October 12, 1998:</b>	Signed free-agent defenseman Jeff Kealty.	<b>November 10, 1999:</b>	Claimed defenseman Bill Houlder on waivers from Tampa Bay.
		<b>November 16, 1999:</b>	Acquired a conditional selection in the 2001 NHL Entry Draft from Philadelphia for forward Steve Washburn.
		<b>January 20, 2000:</b>	Claimed forward Niklas Andersson on waivers from the New York Islanders.



## ALL-TIME TRADES & ACQUISITIONS

<b>February 2, 2000:</b>	Acquired defenseman Stewart Malgunas from Washington for a conditional selection in the 2001 NHL Draft. Acquired defenseman John Namestnikov from the New York Rangers for forward Jason Dawe.	<b>June 1, 2001:</b>	Signed free-agent forward Vladimir Orszagh. Claimed forward Bill Bowler on waivers from Columbus.
<b>February 6, 2000:</b>	Defenseman Stewart Malgunas claimed on waivers by Calgary.	<b>June 19, 2001:</b>	Claimed forward Yves Sarault on waivers from Atlanta.
<b>February 9, 2000:</b>	Acquired defenseman Rory Fitzpatrick from St. Louis for defenseman Dan Keczer.	<b>June 23-24, 2001:</b>	Acquired a fourth-round selection in the 2001 NHL Entry Draft (Jordin Tootoo) from Philadelphia for a fourth-round (traded to Carolina; Carolina selected Rob Zepp), a fifth-round (Jussi Timonen) and a seventh-round (Thierry Douville) selection in the 2001 NHL Entry Draft. Selected forwards Gustav Grasberg, Denis Platonov, Oliver Setzinger, Timofei Shishkanov and Jordin Tootoo and defensemen Dan Hamhuis, Anton Lavrentiev, Mikko Lehtonen and Tomas Slovak in the 2001 NHL Entry Draft.
<b>February 14, 2000:</b>	Acquired forward Eric Bertrand from Philadelphia for future considerations.	<b>July 2, 2001:</b>	Signed free-agent forward Stu Grimson.
<b>February 19, 2000:</b>	Forward Niklas Andersson claimed on waivers by the New York Islanders.	<b>July 31, 2001:</b>	Acquired defenseman Andy Delmore from Philadelphia for a third-round selection in the 2002 NHL Entry Draft (traded to Phoenix; Phoenix selected Joe Callahan).
<b>March 13, 2000:</b>	Acquired defenseman Pavel Skrbek from Pittsburgh for defenseman Bob Boughner.	<b>August 8, 2001:</b>	Signed free-agent forward Erik Anderson and free-agent defenseman Rich Brennan.
<b>March 14, 2000:</b>	Defenseman Joel Bouchard claimed on waivers by Dallas. Acquired forward Petr Sachi from the New York Islanders for a ninth-round selection in the 2000 Entry Draft (Tomi Pettinen). Acquired defenseman Cale Hulse and a third-round selection in the 2001 Entry Draft (Denis Platonov) from Calgary for forward Sergei Krivokrasov. Traded goaltender Corey Hirsch to Anaheim for future considerations.	<b>October 9, 2001:</b>	Acquired forward Nathan Perrott from Chicago for a conditional selection in the 2003 NHL Entry Draft.
<b>March 27, 2000:</b>	Forward Darren Turcotte announced his retirement. Signed free-agent forward Greg Classen.	<b>November 1, 2001:</b>	Acquired forward Petr Tenkrat from Anaheim for forward Patric Kjellberg.
<b>May 1, 2000:</b>	Signed free-agent forward Ryan Tobler.	<b>December 4, 2001:</b>	Acquired forward Jay Legault from Anaheim for defenseman Bert Robertsson.
<b>May 23, 2000:</b>	Claimed forwards Sean Haggerty and Mike Watt on waivers from the New York Islanders.	<b>December 18, 2001:</b>	Acquired defenseman Brett Hauer from Los Angeles for defenseman Rich Brennan.
<b>June 12, 2000:</b>	Acquired a fifth-round selection in the 2000 NHL Entry Draft (Matt Koalska) from Edmonton for forward Patrick Cote.	<b>January 11, 2002:</b>	Acquired forward Petr Hubacek and defenseman Jason Beckett from Philadelphia for forward Yves Sarault and a conditional selection in the 2003 NHL Entry Draft.
<b>June 24-25, 2000:</b>	Acquired a third-round selection in the 2001 NHL Entry Draft (traded to Philadelphia; Philadelphia selected Patrick Sharp) from Detroit for a fourth-round selection in the 2000 NHL Entry Draft (Stefan Liv). Selected forwards Scott Hartnell, Matt Hendricks, Zbynek Irgl, Matt Koalska, Libor Pivko and Daniel Widing, defensemen Mats Christeen, Tomas Harant, Martin Hohenner, Mattias Nilsson and Mike Stuart and goaltender Jure Penko in the 2000 NHL Entry Draft.	<b>January 30, 2002:</b>	Claimed forward Reid Simpson on waivers from Montreal.
<b>August 15, 2000:</b>	Signed free-agent forward Brantt Myhrnes.	<b>February 6, 2002:</b>	Acquired forward Steve Dubinsky from Chicago for future considerations.
<b>September 25, 2000:</b>	Signed free-agent forward Jeremy Stevenson. Acquired defenseman Alexei Vasiliev from the New York Rangers for a conditional draft selection.	<b>March 1, 2002:</b>	Acquired defensemen D.J. Smith and Marty Wilford from Toronto for defenseman Marc Moro. Acquired a conditional draft selection (Matt Davis) from Colorado for defenseman D.J. Smith.
<b>September 29, 2000:</b>	Acquired defenseman Mark Eaton from Philadelphia for Detroit's third-round selection in the 2001 NHL Entry Draft (Patrick Sharp). Forward Zdeno Ciger claimed by Minnesota in the 2000 NHL Waiver Draft.	<b>March 13, 2002:</b>	Acquired a fourth-round selection in the 2003 NHL Entry Draft (traded to Anaheim; Anaheim selected Nathan Saunders) and future considerations from Chicago for forward Tom Fitzgerald.
<b>October 25, 2000:</b>	Defenseman Craig Millar claimed on waivers by Tampa Bay.	<b>March 16, 2002:</b>	Acquired defenseman Jere Karalahti and a conditional selection in the 2003 NHL Entry Draft (Teemu Lassila) from Los Angeles for forward Cliff Ronning.
<b>January 2, 2001:</b>	Claimed defenseman Robert Schnabel on waivers from Phoenix.	<b>March 17, 2002:</b>	Acquired forward Jukka Hentunen from Calgary for a conditional selection in the 2003 NHL Entry Draft.
<b>January 12, 2001:</b>	Traded defenseman Rory Fitzpatrick to Edmonton for future considerations.	<b>March 19, 2002:</b>	Acquired defenseman Peter Smrek from the New York Rangers for defenseman Richard Lintner.
<b>February 1, 2001:</b>	Traded forward Brantt Myhrnes to Washington for future considerations.	<b>May 6, 2002:</b>	Signed free-agent forward Vernon Fiddler.
<b>March 7, 2001:</b>	Acquired defenseman Bert Robertsson from the New York Rangers for forward Ryan Tobler.	<b>May 15, 2002:</b>	Acquired forward Steve Parsons from Pittsburgh for future considerations.
<b>March 9, 2001:</b>	Acquired Atlanta's second-round selection in the 2001 NHL Entry Draft (Timofei Shishkanov) from Vancouver for defenseman Drake Berehowsky.		
<b>March 13, 2001:</b>	Forward Sebastien Borgeleau claimed on waivers by St. Louis.		
<b>May 2, 2001:</b>	Signed free-agent forward Bryan Lundbom.		
<b>May 24, 2001:</b>	Acquired defenseman Mikhail Chernov from Philadelphia for forward Mike Watt.		

## ALL-TIME TRADES & ACQUISITIONS

<b>June 22-23, 2002:</b>	Acquired a third-round selection in the 2002 NHL Entry Draft (traded to Detroit; Detroit selected Valtteri Filppula) from Anaheim for future considerations. Acquired a third-round selection in the 2002 NHL Entry Draft (traded to Toronto; Toronto selected Dominic D'Amour) and a second-round selection in the 2003 NHL Entry Draft (Konstantin Glazachev) from Buffalo for a second-round selection in the 2002 NHL Entry Draft (traded to Edmonton; Edmonton selected Jarret Stoll). Acquired a third-round selection in the 2003 NHL Entry Draft (Paul Brown) from Washington for forward Petr Sykora. Acquired a conditional third-round selection in the 2003 NHL Entry Draft (Alexander Sulzer) from Toronto for a third-round selection in the 2002 NHL Entry Draft (Dominic D'Amour). Acquired a third-round selection in the 2003 NHL Entry Draft (Grigoriy Shafagin) from Detroit for a third-round selection in the 2002 NHL Entry Draft (Valtteri Filppula). Selected forwards Kaleb Betts, Patrick Jarrett, Brandon Segal and Scottie Upshall, defenseman Josh Morrow and Steven Spencer and goaltenders Matt Davis and Mike McKenna in the 2002 NHL Entry Draft.	<b>June 22-23, 2003:</b>	Acquired a fourth-round (Nick Fugere) and fifth-round selection (Kyle Moir) in the 2004 NHL Entry Draft from Anaheim for a fourth-round selection in the 2003 NHL Entry Draft (Nathan Saunders). Acquired two seventh-round selections in the 2003 NHL Entry Draft (Andrei Mukhachev, Miroslav Hanuljak) from Los Angeles for a sixth-round selection in the 2003 NHL Entry Draft (Esa Pimes). Selected forwards Paul Brown, Lauris Dzirins, Konstantin Glazachev and Grigoriy Shafagin, defensemen Kevin Klein, Andrei Mukhachev, Richard Stehlik, Alexander Sulzer, Ryan Suter and Shea Weber and goaltenders Miroslav Hanuljak, Teemu Lassila and Rustam Sidikov in the 2003 NHL Entry Draft.
<b>June 29, 2002:</b>	Acquired forward Cameron Mann and goaltender Ed Belfour from Dallas for forward David Gosselin and a fifth-round selection in the 2003 NHL Entry Draft (Eero Kilpelainen).	<b>June 26, 2003:</b>	Acquired defenseman Curtis Murphy from Minnesota for defenseman Peter Smrek.
<b>June 30, 2002:</b>	Acquired forward Tie Domi from Toronto for an eighth-round selection in the 2003 NHL Entry Draft (Shaun Landolt).	<b>June 27, 2003:</b>	Acquired a third-round selection in the 2004 NHL Entry Draft (traded to Minnesota; Minnesota selected Clayton Stoner) from Buffalo for defenseman Andy Delmore.
<b>July 11, 2002:</b>	Signed free-agent forwards Brent Gilchrist and Clarke Wilm.	<b>June 30, 2003:</b>	Acquired a third-round selection in the 2004 NHL Entry Draft (traded to Ottawa; Ottawa selected Peter Regin) from Colorado for defenseman Karlis Skratins.
<b>July 15, 2002:</b>	Signed free-agent forwards Greg Koehler and Wyatt Smith.	<b>July 14, 2003:</b>	Acquired forward Mike Farrell from Washington for defenseman Alexander Riazantsev.
<b>July 16, 2002:</b>	Signed free-agent defenseman Pascal Trepanier.	<b>July 17, 2003:</b>	Signed free-agent defenseman Ray Schultz.
<b>July 24, 2002:</b>	Signed free-agent forwards Denis Pederson and Domenic Pittis.	<b>July 22, 2003:</b>	Signed free-agent forward Jim McKenzie.
<b>September 4, 2002:</b>	Signed free-agent forward Andreas Johansson.	<b>September 10, 2003:</b>	Signed free-agent forward Mathieu Darche and free-agent defenseman Jamie Allison.
<b>October 4, 2002:</b>	Claimed defenseman Francis Bouillon from Montreal in the 2002 NHL Waiver Draft. Forward Petr Tenkrat claimed by Florida in the 2002 NHL Waiver Draft.	<b>October 3, 2003:</b>	Claimed defenseman Wade Brookbank from Ottawa and goaltender Chris Mason from Florida in the 2003 NHL Waiver Draft.
<b>October 23, 2002:</b>	Acquired defenseman Jason York from Anaheim for future considerations.	<b>October 22, 2003:</b>	Claimed forward Jeremy Stevenson on waivers from Minnesota.
<b>October 25, 2002:</b>	Defenseman Francis Bouillon claimed on waivers by Montreal.	<b>November 4, 2003:</b>	Signed free-agent forward Tony Hrkac.
<b>December 2, 2002:</b>	Signed free-agent forward Reid Simpson.	<b>November 26, 2003:</b>	Signed free-agent defenseman Stan Neckar.
<b>December 12, 2002:</b>	Acquired forward Rem Murray and defensemen Tomas Kloucek and Marek Zidlicky from the New York Rangers for goaltender Mike Dunham.	<b>December 2, 2003:</b>	Acquired forward Simon Gamaiche and defenseman Kirill Safronov from Atlanta for forward Ben Simon and defenseman Tomas Kloucek.
<b>December 31, 2002:</b>	Acquired forward Bob Wren from Toronto for forward Nathan Perrott.	<b>December 17, 2003:</b>	Traded defenseman Wade Brookbank to Vancouver for future considerations.
<b>February 4, 2003:</b>	Traded forward Greg Koehler to Los Angeles for future considerations.	<b>December 31, 2003:</b>	Claimed forward Jason Morgan on waivers from Calgary.
<b>February 17, 2003:</b>	Acquired forward Jon Sim from Dallas for defenseman Bubba Berenzweig and a conditional selection in the 2004 NHL Entry Draft.	<b>January 30, 2004:</b>	Claimed forward Jeremy Yablonski on waivers from St. Louis.
<b>March 3, 2003:</b>	Acquired forward Oleg Petrov from Montreal for a fourth-round selection in the 2003 NHL Entry Draft (traded to Washington; Washington selected Andreas Valdik).	<b>February 16, 2004:</b>	Acquired forward Steve Sullivan from Chicago for a second-round selection in the 2004 NHL Entry Draft (Ryan Garlick) and a second-round selection in the 2005 NHL Entry Draft (Michael Blunden).
<b>March 8, 2003:</b>	Forward Jon Sim claimed on waivers by Los Angeles.	<b>February 19, 2004:</b>	Forward Jason Morgan claimed on waivers by Calgary.
<b>March 9, 2003:</b>	Acquired goaltender Wade Flaherty from Florida for defenseman Pascal Trepanier.	<b>February 25, 2004:</b>	Acquired an eighth-round selection in the 2004 NHL Entry Draft (Pekka Rinne) from Tampa Bay for defenseman Timo Helbling.
<b>March 10, 2003:</b>	Traded forward Bob Wren to Ottawa for future considerations.	<b>March 5, 2004:</b>	Acquired forward Sergei Zholtok and defenseman Brad Bombardieri from Minnesota for Buffalo's third-round selection (Clayton Stoner) and a fourth-round selection (Patrick Bordeleau) in the 2004 NHL Entry Draft.
<b>March 11, 2003:</b>	Claimed forward Todd Warriner on waivers from Philadelphia. Acquired defenseman Alexander Riazantsev from Colorado for a seventh-round selection in the 2003 NHL Entry Draft (Linus Videll).	<b>March 9, 2004:</b>	Acquired defenseman Shane Hnidy from Ottawa for Colorado's third-round selection in the 2004 NHL Entry Draft (Peter Regin). Acquired a sixth-round selection in the 2004 NHL Entry Draft (Kevin Schaeffer) from Tampa Bay for defenseman Stan Neckar.
<b>June 19, 2003:</b>	Named Brent Peterson associate coach and Peter Horachek assistant coach.	<b>June 26-27, 2004:</b>	Selected forwards Stanislav Balan, Nick Fugere, Vaclav Meidl, Alexander Radulov and Michael Santorelli, defensemen Denis Kulash, Janne Niskala, Kevin Schaeffer and Craig Switzer and goaltenders Kyle Moir and Pekka Rinne in the 2004 NHL Entry Draft.
<b>June 21, 2003:</b>	Acquired forward Sergei Soin from Colorado for defenseman Tomas Slovák.	<b>July 9, 2004:</b>	Signed free-agent defenseman Greg Zanon.
		<b>July 22, 2004:</b>	Signed free-agent forwards Cam Severson and Jerred Smithson.

## ALL-TIME TRADES & ACQUISITIONS

<b>July 26, 2004:</b>	Signed free-agent defenseman Andreas Lilja.	<b>August 29, 2006:</b>	Signed free-agent forward J.P. Dumont.
<b>July 27, 2005:</b>	Acquired forward Darcy Hordichuk from Florida for a fourth-round selection in the 2005 NHL Entry Draft (Matt Duffy).	<b>October 2, 2006:</b>	Signed free-agent forward Kim Staal.
<b>July 29, 2005:</b>	Acquired a third-round selection in the 2005 NHL Entry Draft (Teemu Laakso) from Carolina for defenseman Andrew Hutchinson.	<b>October 6, 2006:</b>	Signed free-agent forward Kelsey Wilson.
<b>July 30, 2005:</b>	Acquired a fourth-round selection in the 2006 NHL Entry Draft (Niko Snellman) from Atlanta for defenseman Shane Hnidy. Selected forwards Patrik Hornqvist, Ryan Maki and Cal O'Reilly and defensemen Cody Franson, Teemu Laakso, Ryan Parent and Scott Todd in the 2005 NHL Entry Draft.	<b>November 27, 2006:</b>	Claimed goaltender Michael Leighton on waivers from Anaheim.
<b>August 2, 2005:</b>	Acquired defenseman Danny Markov from Philadelphia for a third-round selection in the 2006 NHL Entry Draft (traded to Los Angeles; Los Angeles selected Bud Holloway).	<b>January 11, 2007:</b>	Goaltender Michael Leighton claimed on waivers by Philadelphia.
<b>August 4, 2005:</b>	Signed free-agent defenseman Sheldon Brookbank.	<b>January 17, 2007:</b>	Signed free-agent forward Rich Peverley.
<b>August 5, 2005:</b>	Signed free-agent forward Paul Kariya.	<b>January 26, 2007:</b>	Acquired forward Chris Durno from Anaheim for forward Shane Endicott.
<b>August 6, 2005:</b>	Signed free-agent forward Scott Nichol.	<b>February 9, 2007:</b>	Acquired forward Eric Belanger from Carolina for forward Josef Vasicek.
<b>August 19, 2005:</b>	Signed free-agent forward Randy Robitaille.	<b>February 10, 2007:</b>	Acquired defenseman Vitaly Vishnevski from Atlanta for forward Eric Belanger.
<b>August 31, 2005:</b>	Signed free-agent forward Greg Cassen.	<b>February 15, 2007:</b>	Acquired forward Peter Forsberg from Philadelphia for forward Scottie Upshall, defenseman Ryan Parent, and a first-round (traded to Nashville; Nashville selected Jonathon Blum) and third-round selection (traded to Washington; Washington selected Phil Desimone) in the 2007 NHL Entry Draft.
<b>September 9, 2005:</b>	Acquired forward Kris Beech from Pittsburgh for a conditional selection in the 2006 NHL Entry Draft (traded to Florida; Florida selected Derrick Lapoint).	<b>February 27, 2007:</b>	Acquired a fourth-round selection in the 2007 NHL Entry Draft (Mark Santorelli) from Buffalo for defenseman Mikko Lehtonen.
<b>October 3, 2005:</b>	Signed free-agent forward Yanic Perreault.	<b>June 1, 2007:</b>	Signed free-agent forwards Antti Pihlstrom and Oliver Setzinger.
<b>October 4, 2005:</b>	Forward Randy Robitaille claimed on waivers by Minnesota.	<b>June 4, 2007:</b>	Acquired forward Matt Ellison from Philadelphia for future considerations.
<b>October 24, 2005:</b>	Acquired defenseman Rick Berry from Phoenix for future considerations.	<b>June 18, 2007:</b>	Acquired a first-round selection in the 2007 NHL Entry Draft (Jonathon Blum) from the Philadelphia Flyers for the rights to forward Scott Hartnell and defenseman Kimmo Timonen.
<b>November 29, 2005:</b>	Forward Simon Gamache claimed on waivers by St. Louis.	<b>June 22, 2007:</b>	Acquired a second-round selection in the 2007 NHL Entry Draft (Nick Spaling) and a first (traded to the New York Islanders; New York Islanders selected Joshua Bailey) and second-round selection (traded to the New York Islanders; New York Islanders selected Aaron Ness) in the 2008 NHL Entry Draft from the Florida Panthers for goaltender Tomas Vokoun. Selected defenseman Jonathon Blum in the 2007 NHL Entry Draft.
<b>January 28, 2006:</b>	Claimed forward Simon Gamache on waivers from St. Louis.	<b>June 23, 2007:</b>	Selected forwards Ben Ryan, Mark Santorelli, Nick Spaling, Ryan Thang and Andreas Thuresson, defenseman Robert Dietrich and goaltenders Atte Engren and Jeremy Smith in the 2007 NHL Entry Draft.
<b>January 29, 2006:</b>	Acquired forward Mike Sillinger from St. Louis for forward Timofei Shishkanov.	<b>June 26, 2007:</b>	Traded forward Brandon Segal to Anaheim for future considerations.
<b>February 13, 2006:</b>	Defenseman Jamie Allison claimed on waivers by Florida.	<b>July 2, 2007:</b>	Signed free-agent forwards Radek Bonk and Jed Ortmeyer, free-agent defenseman Greg de Vries and free-agent goaltender Dov Grumet-Morris.
<b>February 15, 2006:</b>	Forward Jeremy Stevenson claimed on waivers by Dallas.	<b>July 5, 2007:</b>	Signed free-agent forward Shane Willis and free-agent goaltender Dan Ellis.
<b>March 9, 2006:</b>	Acquired defenseman Brendan Witt from Washington for forward Kris Beech and a first-round selection in the 2006 NHL Entry Draft (Semen Varlamov).	<b>July 26, 2007:</b>	Signed free-agent forward Martin Gelin.
<b>May 18, 2006:</b>	Signed free-agent defenseman Ville Koistinen.	<b>September 4, 2007:</b>	Signed free-agent forward Josh Langfield.
<b>June 24, 2006:</b>	Selected forwards Ryan Flynn, Blake Geoffrion, Viktor Sjodin and Niko Snellman and goaltender Mark Dekanich in the 2006 NHL Entry Draft.	<b>February 26, 2008:</b>	Acquired Brandon Bochenski from Anaheim for future considerations. Acquired Jan Hlavac from Tampa Bay for a seventh-round selection in the 2008 Entry Draft (traded to Philadelphia; Philadelphia selected Joacim Eriksson).
<b>July 2, 2006:</b>	Signed free-agent forward Jason Arnott.	<b>May 6, 2008:</b>	Signed free-agent forward Ian McKenzie.
<b>July 17, 2006:</b>	Signed free-agent forwards Shane Endicott and Patrick Leahy, free-agent defenseman Nolan Yonkman and free-agent goaltender Karl Goehring.	<b>June 19, 2008:</b>	Acquired a fifth-round selection in the 2009 NHL Entry Draft for forward Darcy Hordichuk and a fifth-round selection in the 2010 NHL Entry Draft.
<b>July 18, 2006:</b>	Acquired forward Josef Vasicek from Carolina for forward Scott Walker.		
<b>July 19, 2006:</b>	Acquired forward Dominic Moore from the New York Rangers for forward Adam Hall. Acquired a third-round selection in the 2007 NHL Entry Draft (Ryan Thang) from Pittsburgh for forwards Dominic Moore and Libor Pivko.		
<b>July 21, 2006:</b>	Signed free-agent forward Ramzi Abid.		
<b>August 21, 2006:</b>	Signed free-agent defenseman Alex Henry.		

# ALL-TIME TRADES & ACQUISITIONS

**June 20, 2008:** Acquired the New York Rangers' fourth-round selection in the 2008 NHL Entry Draft (Traded to the New York Rangers; New York Rangers selected Dale Weise) from St. Louis for goaltender Chris Mason. Acquired Toronto's first-round selection (Colin Wilson) in the 2008 NHL Entry Draft from the New York Islanders for Florida's first-round (Joshua Bailey) and second-round (Aaron Ness) selections in the 2008 NHL Entry Draft. Acquired a first-round selection (Chet Pickard) in the 2008 NHL Entry Draft from Ottawa for a first-round selection (Erik Karlsson) in the 2008 NHL Entry Draft and a third-round selection in the 2009 NHL Entry Draft. Selected forward Colin Wilson and goaltender Chet Pickard in the 2008 Entry Draft.

**June 21, 2008** Acquired Toronto's second-round selection (Roman Josi) in the 2008 NHL Entry Draft from Phoenix for a second-round (traded to Florida; Florida selected Colby Robak) and a third-round selection (Mathieu Brodeur) in the 2008 NHL Entry Draft. Acquired a seventh-round selection (Anders Lindback) in the 2008 NHL Entry Draft and Toronto's fourth-round selection in the 2009 NHL Entry Draft from San Jose for a fourth-round selection in the 2008 NHL Entry Draft (Harri Sateri). Acquired a seventh-round selection (Jani Lajunen) in the 2008 NHL Entry Draft and a fourth-round selection in the 2009 NHL Entry Draft from the New York Rangers for the New York Rangers' fourth-round selection (via St. Louis, Dale Weise) in the 2008 NHL Entry Draft. Selected forwards Taylor Stelishen and Jani Lajunen, defensemen Roman Josi and Jeffrey Foss, and goaltender Anders Lindback in the 2008 NHL Entry Draft.

**June 24, 2008** Acquired forward Triston Grant and a seventh-round selection in the 2009 NHL Entry Draft from Philadelphia for defenseman Janne Niskala.

**July 1, 2008** Acquired forward Ryan Jones and a second-round selection in the 2009 NHL Entry Draft from Minnesota for defenseman Marek Zidlicky. Signed free-agent goaltender Drew MacIntyre.

**July 9, 2008:** Signed forward Josh Gratton to a one-year contract.

**July 14, 2008:** Signed forward Joel Ward to a one-year contract.

# TEAM HISTORY & RECORDS

## TEAM RECORDS - SEASON

### STREAKS

#### LONGEST UNBEATEN STREAK

- 8 - (8-0-0) 10/5-10/25/05
- (5-0-3-0) 12/18/99-1/1/00
- 7 - (5-0-2-0) 1/8-1/19/04
- (4-0-3-0) 12/6-12/23/01

#### At Home:

- 11 - (9-0-2-0) 12/20/03-1/31/04
- (8-0-3-0) 11/3-12/23/01
- 8 - (8-0-0) 1/6-2/8/07
- (7-0-1-0) 2/13-3/6/03

#### On Road:

- 7 - (7-0-0) 10/16-11/4/06
- 4 - (4-0-0-0) 3/20-4/4/04
- (4-0-0-0) 11/24-12/04/03

#### LONGEST WINNING STREAK

- 8 - 10/5-10/25/05
- 6 - 4/6-4/18/06
- 12/15-12/27/05
- 11/24-12/4/03

#### At Home:

- 8 - 1/6-2/8/07
- 7 - 2/13-3/1/03
- 6 - 2/11-3/20/06
- 11/3-12/6/01

#### On Road:

- 7 - 10/16-11/4/06
- 4 - 3/20-4/4/04
- 11/24-12/04/03

#### LONGEST POINT STREAK

- 10 - (9-0-1) 10/14-11/4/06
- (8-0-2) 3/2-3/21/06
- (7-0-3) 2/19-3/10/07

#### At Home:

- 13 - (9-0-3-1) 12/13/03-1/31/04
- 12 - (9-0-3) 10/14-12/16/06
- 11 - (8-0-3-0) 11/3-12/23/01

#### On Road:

- 7 - (7-0-0) 10/16-11/4/06
- 6 - (4-0-2) 1/4-1/24/06
- 5 - (4-0-1) 11/1-11/12/07

#### LONGEST WINLESS STREAK

- 15 - (0-10-3-2) 3/10-4/6/03
- 8 - (0-7-1-0) 3/7-3/21/02
- 7 - Four times, last (0-3-3-1) 3/6-3/19/04

#### At Home:

- 9 - (0-8-1) 1/21-3/2/99
- 7 - (0-4-2-1) 3/6-4/1/03
- (0-3-4-0) 10/17-11/16/00

#### On Road:

- 9 - (0-6-2-1) 3/12-4/6/03
- (0-3-2-4) 10/11-11/7/02
- (0-8-1-0) 11/2-12/2/01

#### LONGEST LOSING STREAK

- 7 - 11/20-12/2/99
- 6 - Four times, last 10/10-10/23/07

#### At Home:

- 6 - 2/21-3/20/08
- 2/26-3/21/02
- 1/21-2/15/99
- 5 - 10/13-10/30/01

#### On Road:

- 7 - 1/26-3/5/06
- 5 - Eight times, last 10/10-10/30/07

#### MOST CONSECUTIVE TIES

- 2 - Five times, last 3/11-3/13/04

#### At Home:

- 2 - 1/1-1/10/02
- 12/8-12/11/01
- 12/18-12/23/99

#### On Road:

None

### LONGEST SHUTOUT STREAK

- 233:39 - 3/22-3/30/08
- 147:12 - 2/8-2/26/02
- 143:08 - 4/8-4/13/06

#### At Home:

- 165:42 - 3/2-3/18/06
- 163:24 - 2/20-3/1/03
- 141:03 - 1/16-1/21/01

#### On Road:

- 165:38 - 3/15-3/30/08
- 160:57 - 4/5-4/11/06
- 131:06 - 3/8-3/11/01
- 120:33 - 3/19-3/22/01

### MOST CONSECUTIVE GAMES WITHOUT BEING SHUTOUT

- 70 - 10/25/07-3/30/08
- 57 - 2/26/04-1/1/06
- 36 - 3/3-11/4/06
- 11/27/99-2/15/00

#### At Home:

- 141 - 1/15/04-4/3/08
- 35 - 10/13/98-3/16/99
- 34 - 10/5/99-3/12/00

#### On Road:

- 34 - 10/23/07-3/28/08
- 1/14/99-11/22/99
- 28 - 3/3/04-12/30/05
- 22 - 1/23-10/19/02

### LONGEST SCORELESS STREAK

- 166:44 - 12/4-12/10/00
- 161:02 - 11/20-11/26/00
- 152:50 - 12/7-12/12/02

#### At Home:

- 165:45 - 11/18-11/28/00
- 116:15 - 12/23-12/29/01
- 110:08 - 12/3-12/12/02

#### On Road:

- 217:55 - 3/27-4/6/03
- 166:44 - 12/4-12/10/00
- 154:32 - 2/3-2/23/00

### POINTS

#### MOST POINTS

- 110 - 2006-07 (51-23-8)
- 106 - 2005-06 (49-25-8)
- 91 - 2007-08 (41-32-9)
- 2003-04 (38-29-11-4)

#### At Home:

- 65 - 2005-06 (32-8-1)
- 61 - 2006-07 (28-8-5)
- 53 - 2003-04 (22-10-7-2)

#### On Road:

- 49 - 2006-07 (23-15-3)
- 41 - 2007-08 (18-18-5)
- 2005-06 (17-17-7)
- 2000-01 (18-18-2-3)

#### FEWEST POINTS

- 63 - 1998-99 (28-47-7)
- 69 - 2001-02 (28-41-13-0)
- 70 - 1999-00 (28-40-7-7)

#### At Home:

- 34 - 1998-99 (15-22-4)
- 35 - 1999-00 (15-21-3-2)
- 39 - 2000-01 (16-18-7-0)

#### On Road:

- 27 - 2001-02 (11-25-5-0)
- 29 - 1998-99 (13-25-3)
- 32 - 2002-03 (9-18-8-6)

### WINS

#### MOST WINS

- 51 - 2006-07
- 49 - 2005-06
- 41 - 2007-08

#### At Home:

- 32 - 2005-06
- 28 - 2006-07
- 23 - 2007-08

### On Road:

- 23 - 2006-07
- 18 - 2007-08
- 2000-01

### FEWEST WINS

- 27 - 2002-03
- 28 - 2001-02
- 1999-00
- 1998-99

#### At Home:

- 15 - 1999-00
- 1998-99
- 16 - 2000-01

#### On Road:

- 9 - 2002-03
- 11 - 2001-02
- 13 - 1999-00
- 1998-99

### FEWEST GAMES TO 10 WINS

- 15 - 11/11/06
- 11/10/05
- 18 - 11/15/07

### FEWEST GAMES TO 20 WINS

- 30 - 12/17/05
- 31 - 12/14/06
- 40 - 1/5/08

### FEWEST GAMES TO 30 WINS

- 44 - 1/12/07
- 48 - 1/23/06
- 58 - 2/12/08

### FEWEST GAMES TO 40 WINS

- 61 - 2/19/07
- 67 - 3/18/06
- 80 - 4/1/08

### FEWEST GAMES TO 50 WINS

- 81 - 4/5/07

### REGULATION LOSSES

#### MOST REGULATION LOSSES

- 47 - 1998-99
- 41 - 2001-02
- 40 - 1999-00

#### At Home:

- 22 - 1998-99
- 21 - 1999-00
- 18 - 2000-01

#### On Road:

- 25 - 2001-02
- 1998-99
- 19 - 2003-04
- 1999-00

### FEWEST REGULATION LOSSES

- 23 - 2006-07
- 25 - 2005-06
- 29 - 2003-04

#### At Home:

- 8 - 2006-07
- 2005-06
- 10 - 2003-04

#### On Road:

- 15 - 2006-07
- 17 - 2005-06
- 18 - Three times, last 2007-08

### TIES

#### MOST TIES

- 13 - 2002-03
- 2001-02
- 11 - 2003-04

#### At Home:

- 8 - 2001-02
- 7 - 2003-04
- 2000-01

## TEAM RECORDS - SEASON

### On Road:

8 - 2002-03  
5 - 2001-02  
4 - 2003-04  
- 1999-00

### FEWEST TIES

7 - 1999-00  
- 1998-99  
9 - 2000-01

### At Home:

3 - 1999-00  
4 - 1998-99  
5 - 2002-03

### On Road:

2 - 2000-01  
3 - 1998-99  
4 - 2003-04  
- 1999-00

### OVERTIME LOSSES

#### MOST OVERTIME LOSSES

9 - 2007-08  
8 - 2006-07  
- 2005-06

### At Home:

5 - 2006-07  
4 - 2007-08

### On Road:

7 - 2005-06  
6 - 2002-03  
5 - 2007-08  
- 1999-00

### FEWEST OVERTIME LOSSES

0 - 2001-02  
2 - 1998-99  
3 - 2000-01

### At Home:

0 - 2001-02  
- 2000-01  
1 - Three times, last 2005-06

### On Road:

0 - 2001-02  
1 - 1998-99  
2 - 2003-04

### GOALS

#### MOST GOALS SCORED

272 - 2006-07  
259 - 2005-06  
230 - 2007-08

### At Home:

153 - 2006-07  
142 - 2005-06  
120 - 2007-08

### On Road:

119 - 2006-07  
117 - 2005-06  
110 - 2007-08

### FEWEST GOALS SCORED

183 - 2002-03  
186 - 2000-01  
190 - 1998-99

### At Home:

92 - 2000-01  
98 - 2002-03  
101 - 2001-02

### On Road:

85 - 2002-03  
86 - 1998-99  
94 - 2000-01

### MOST GOALS AGAINST

261 - 1998-99  
240 - 1999-00  
230 - 2001-02

### At Home:

126 - 1998-99  
116 - 1999-00  
113 - 2007-08

### On Road:

135 - 2001-02  
- 1998-99  
133 - 2005-06

### FEWEST GOALS AGAINST

200 - 2000-01  
206 - 2002-03  
212 - 2006-07

### At Home:

90 - 2002-03  
93 - 2003-04  
94 - 2005-06

### On Road:

98 - 2000-01  
107 - 2006-07  
116 - 2007-08  
- 2002-03

### MOST 30-GOAL SCORERS

2 - 2005-06 (Kariya, Sullivan)

### MOST 20-GOAL SCORERS

6 - 2006-07 (Arnott, Legwand, Kariya, Hartnell, Sullivan, Dumont)  
5 - 2005-06 (Kariya, Sullivan, Hartnell, Perreault, Erat)  
4 - 2007-08 (Dumont, Arnott, Radulov, Erat)

### SPECIAL TEAMS

#### MOST POWER PLAY GOALS

94 - 2005-06  
72 - 2003-04  
71 - 2006-07

### At Home:

50 - 2005-06  
44 - 2006-07  
41 - 2003-04

### On Road:

44 - 2005-06  
32 - 2002-03  
31 - 2003-04

### FEWEST POWER PLAY GOALS

40 - 1998-99  
41 - 1999-00  
48 - 2001-02

### At Home:

20 - 1999-00  
24 - 1998-99  
26 - 2001-02

### On Road:

16 - 1998-99  
19 - 2000-01  
21 - 1999-00

### MOST POWER PLAY CHANCES

512 - 2005-06 (94 PPGs, 18.4%)  
426 - 2003-04 (72 PPGs, 16.9%)  
418 - 2002-03 (58 PPGs, 13.9%)

### At Home:

260 - 2005-06 (50 PPGs, 19.2%)  
234 - 2003-04 (41 PPGs, 17.5%)  
219 - 2006-07 (44 PPGs, 20.1%)

### On Road:

252 - 2005-06 (44 PPGs, 17.5%)  
214 - 2002-03 (32 PPGs, 15.0%)  
192 - 2003-04 (31 PPGs, 16.1%)

### FEWEST POWER PLAY CHANCES

304 - 1999-00 (41 PPGs, 13.5%)  
324 - 1998-99 (40 PPGs, 12.3%)  
337 - 2001-02 (48 PPGs, 14.2%)

### At Home:

164 - 1999-00 (20 PPGs, 12.2%)  
182 - 2001-02 (26 PPGs, 14.3%)  
183 - 1998-99 (24 PPGs, 13.1%)

### On Road:

140 - 1999-00 (21 PPGs, 15.0%)  
141 - 1998-99 (16 PPGs, 11.3%)  
155 - 2001-02 (22 PPGs, 14.2%)

### MOST POWER PLAY GOALS AGAINST

82 - 2005-06  
75 - 1998-99  
64 - 2003-04

### At Home:

34 - 2005-06  
31 - 1998-99  
28 - 2006-07

### On Road:

48 - 2005-06  
44 - 1998-99  
40 - 2003-04

### FEWEST POWER PLAY GOALS AGAINST

46 - 1999-00  
49 - 2007-08  
- 2000-01  
50 - 2001-02

### At Home:

18 - 2001-02  
20 - 1999-00  
21 - 2000-01

### On Road:

22 - 2007-08  
26 - 1999-00  
27 - 2006-07

### MOST CONSECUTIVE GAMES WITH A POWER PLAY GOAL

11 - 11/10-12/7/05  
9 - 12/10-12/28/05  
- 10/11-11/3/99

### At Home:

11 - 11/16-12/26/06  
9 - 2/13-3/23/04  
8 - 1/15-3/2/06  
- 11/10-12/3/05

### On Road:

9 - 11/19-12/28/05  
6 - Three times, last 10/18-11/4/06

### MOST CONSECUTIVE GAMES WITHOUT A POWER PLAY GOAL

7 - 3/25-4/6/03  
6 - 11/8-11/20/01  
5 - Six times, last 3/28-4/4/08

### At Home:

5 - 1/13/08-1/31/08  
- 2/12-3/15/02  
- 3/28-4/17/99

### On Road:

4 - Six times, last 2/2-2/12/08  
9 - 10/31-12/2/01  
8 - 11/7-12/17/98  
5 - Six times, last 3/15-4/4/08

### MOST CONSECUTIVE UNSUCCESSFUL POWER PLAY ATTEMPTS

39 - 3/23-4/6/03  
28 - 12/11-12/23/03  
27 - 11/12-11/23/02

### At Home:

29 - 2/8-3/17/02  
26 - 12/14-12/30/02  
23 - 12/11/03-1/1/04

### On Road:

34 - 10/31-12/12/01  
29 - 11/7-12/17/98  
26 - 3/23-4/6/03

### MOST CONSECUTIVE GAMES WITH A POWER PLAY GOAL AGAINST

9 - 10/26-11/14/02  
8 - 12/23/05-1/6/06  
- 10/11-10/30/03  
- 11/30-12/14/02

### At Home:

6 - 10/20-11/10/05  
5 - 10/11-10/30/03  
- 11/30-12/14/02



## TEAM RECORDS - SEASON

**On Road:**

- 12 - 10/11-11/17/02
- 7 - 2/21-3/14/04
- 3/9-4/3/02
- 10/11-11/10/99

**MOST CONSECUTIVE GAMES WITHOUT ALLOWING A POWER PLAY GOAL**

- 7 - 3/22-4/5/08
- 11/24-12/06/03
- 6 - 11/27-12/8/99
- 5 - Six times, last 12/8-12/18/07

**At Home:**

- 7 - 2/11-2/27/03
- 6 - 12/11/99-1/1/00
- 5 - Four times, last 11/23-12/14/06

**On Road:**

- 7 - 12/7/00-1/4/01
- 5 - 3/15-4/4/08
- 11/29/07-12/18/07
- 11/24-12/6/03

**MOST CONSECUTIVE SUCCESSFUL PENALTY KILLS**

- 34 - 4/1-4/13/06
- 29 - 1/28-2/6/06
- 27 - 11/22-12/6/03

**At Home:**

- 33 - 2/11-3/1/03
- 27 - 11/5-11/29/03
- 26 - 10/20-11/17/01

**On Road:**

- 28 - 12/7/00-1/8/01
- 24 - 11/19-12/19/07
- 19 - 11/26-12/15/99

**MOST SHORTHANDED GOALS**

- 14 - 2003-04
- 12 - 2005-06
- 9 - 1999-00

**At Home:**

- 10 - 2003-04
- 6 - 2005-06
- 1999-00

**On Road:**

- 6 - 2006-07
- 2005-06
- 4 - 2007-08
- 2003-04

**FEWEST SHORTHANDED GOALS**

- 2 - 2002-03
- 6 - 2001-02
- 7 - Three times, last 2007-08

**At Home:**

- 0 - 2002-03
- 2 - 2006-07
- 3 - 2007-08

**On Road:**

- 1 - 2001-02
- 2 - 2002-03
- 2000-01

**MOST TIMES SHORTHANDED**

- 533 - 2005-06 (82 PPGA, 84.6%)
- 387 - 2006-07 (55 PPGA, 85.9%)
- 357 - 1998-99 (75 PPGA, 79.0%)

**At Home:**

- 265 - 2005-06 (34 PPGA, 87.2%)
- 196 - 2006-07 (28 PPGA, 85.7%)
- 176 - 2003-04 (24 PPGA, 86.3%)
- 2001-02 (18 PPGA, 89.8%)

**On Road:**

- 268 - 2005-06 (48 PPGA, 82.1%)
- 191 - 2006-07 (27 PPGA, 85.9%)
- 190 - 2002-03 (39 PPGA, 79.5%)

**FEWEST TIMES SHORTHANDED**

- 309 - 1999-00 (46 PPGA, 85.1%)
- 331 - 2000-01 (49 PPGA, 85.2%)
- 335 - 2007-08 (49 PPGA, 85.4%)

**At Home:**

- 152 - 1999-00 (20 PPGA, 86.8%)
- 163 - 2007-08 (27 PPGA, 83.4%)
- 2002-03 (22 PPGA, 86.5%)
- 168 - 2000-01 (21 PPGA, 87.5%)

**On Road:**

- 157 - 1999-00 (26 PPGA, 83.4%)
- 163 - 2000-01 (28 PPGA, 82.8%)
- 172 - 2007-08 (22 PPGA, 87.2%)
- 175 - 2003-04 (40 PPGA, 77.1%)

**MOST SHORTHANDED GOALS AGAINST**

- 13 - 2005-06
- 11 - 1999-00
- 10 - 2007-08
- 1998-99

**At Home:**

- 6 - 2007-08
- 1999-00
- 5 - 2005-06
- 4 - Three times, last 2002-03

**On Road:**

- 8 - 2005-06
- 6 - 1998-99
- 5 - Three times, last 2003-04

**FEWEST SHORTHANDED GOALS AGAINST**

- 2 - 2006-07
- 4 - 2000-01
- 8 - Three times, last 2003-04

**At Home:**

- 2 - 2006-07
- 3 - 2003-04
- 2001-02

**On Road:**

- 0 - 2006-07
- 2000-01
- 4 - 2007-08
- 2002-03

**MOST CONSECUTIVE GAMES WITH A SHORTHANDED GOAL**

- 3 - 12/15-12/23/01
- 2 - 10 times, last 12/8-12/10/07

**At Home:**

- 3 - 12/15-12/23/01
- 2 - Six times, last 12/8-12/10/07

**On Road:**

- 2 - 1/24-1/26/06

**MOST CONSECUTIVE GAMES WITH A SHORTHANDED GOAL AGAINST**

- 2 - Eight times, last 12/19-12/22/07

**At Home:**

- 2 - Four times, last 12/6-12/8/07

**On Road:**

- 2 - 2/28-3/2/02
- 10/31-11/3/99

**PENALTY MINUTES****MOST PENALTY MINUTES**

- 1533 - 2005-06
- 1420 - 1998-99
- 1360 - 2003-04

**At Home:**

- 819 - 2005-06
- 766 - 2003-04
- 696 - 1998-99

**On Road:**

- 724 - 1998-99
- 714 - 2005-06
- 594 - 2003-04

**FEWEST PENALTY MINUTES**

- 944 - 2000-01
- 946 - 1999-00
- 969 - 2002-03

**At Home:**

- 470 - 2007-08
- 482 - 2002-03
- 491 - 2000-01

**On Road:**

- 440 - 1999-00
- 453 - 2000-01
- 487 - 2002-03

**MOST PENALTY MINUTES, OPPONENT**

- 1617 - 2003-04
- 1498 - 2005-06
- 1326 - 1998-99

**At Home:**

- 931 - 2003-04
- 826 - 2006-07
- 765 - 1998-99

**On Road:**

- 735 - 2005-06
- 686 - 2003-04
- 561 - 1998-99

**FEWEST PENALTY MINUTES, OPPONENT**

- 933 - 1999-00
- 1013 - 2000-01
- 1102 - 2007-08

**At Home:**

- 535 - 1999-00
- 568 - 2002-03
- 570 - 2007-08

**On Road:**

- 398 - 1999-00
- 442 - 2000-01
- 501 - 2006-07

**SHOTS****MOST SHOTS**

- 2425 - 2007-08
- 2380 - 2005-06
- 2316 - 2002-03

**At Home:**

- 1291 - 2007-08
- 1273 - 2005-06
- 1269 - 2002-03

**On Road:**

- 1134 - 2007-08
- 1107 - 2005-06
- 1066 - 2003-04

**FEWEST SHOTS**

- 2019 - 2001-02
- 2182 - 2000-01
- 2215 - 1999-00

**At Home:**

- 1079 - 2001-02
- 1161 - 2003-04
- 1156 - 2000-01

**On Road:**

- 940 - 2001-02
- 961 - 1999-00
- 999 - 1998-99

**MOST SHOTS AGAINST**

- 2696 - 1998-99
- 2662 - 2005-06
- 2561 - 2006-07

**At Home:**

- 1381 - 1998-99
- 1314 - 2005-06
- 1302 - 2006-07

**On Road:**

- 1348 - 2005-06
- 1315 - 1998-99
- 1259 - 2006-07

**FEWEST SHOTS AGAINST**

- 2252 - 2002-03
- 2314 - 2001-02
- 2335 - 2003-04

**At Home:**

- 1131 - 2003-04
- 1148 - 2002-03
- 1178 - 2001-02

**On Road:**

- 1103 - 2000-01
- 1104 - 2002-03
- 1136 - 2001-02

## TEAM RECORDS - GAME

### GOALS

#### MOST GOALS SCORED

- 9 - 3/18/06 in 9-4 win vs. Calgary
- 3/4/04 in 9-4 win at Pittsburgh
- 8 - 1/5/07 in 8-3 win at Chicago
- 2/21/04 in 8-2 win at Phoenix

#### At Home:

- 9 - 3/18/06 in 9-4 win vs. Calgary
- 7 - Four times, last 12/23/06 in 7-0 win vs. Los Angeles

#### On Road:

- 9 - 3/4/04 in 9-4 win at Pittsburgh
- 8 - 1/5/07 in 8-3 win at Chicago
- 2/21/04 in 8-2 win at Phoenix

#### MOST GOALS ALLOWED

- 8 - 2/27/08 in 8-4 loss at Buffalo
- 10/5/06 in 8-6 loss vs. Chicago
- 1/18/99 in 8-1 loss at Boston
- 1/11/99 in 8-0 loss at Philadelphia

#### At Home:

- 8 - 10/5/06 in 8-6 loss vs. Chicago
- 7 - Five times, last 10/13/07 in 7-4 loss vs. Calgary

#### On Road:

- 8 - 2/27/08 in 8-4 loss at Buffalo
- 1/18/99 in 8-1 loss at Boston
- 1/11/99 in 8-0 loss at Philadelphia
- 7 - Five times, last 12/13/05 in 7-3 loss at Florida

#### MOST GOALS SCORED BY BOTH TEAMS

- 14 - 10/5/06 in 8-6 loss vs. Chicago
- 13 - 11/16/06 in 7-6 loss vs. Minnesota
- 3/18/06 in 9-4 win vs. Calgary
- 3/4/04 in 9-4 win at Pittsburgh

#### At Home:

- 14 - 10/5/06 in 8-6 loss vs. Chicago
- 13 - 11/16/06 in 7-6 loss vs. Minnesota
- 3/18/06 in 9-4 win vs. Calgary

#### On Road:

- 13 - 3/4/04 in 9-4 win at Pittsburgh
- 12 - 2/27/08 in 8-4 loss at Buffalo
- 11 - Five times, last 11/29/07 in 6-5 win at Ottawa

#### LARGEST MARGIN OF VICTORY

- 7 - Twice, last 1/8/08 in 7-0 win at Los Angeles
- 6 - Six times, last 12/14/06 in 6-0 win vs. Ottawa

#### At Home:

- 7 - 12/23/06 in 7-0 win vs. Los Angeles
- 6 - Five times, last 12/14/06 in 6-0 win vs. Ottawa

#### On Road:

- 7 - 1/8/08 in 7-0 win at Los Angeles
- 6 - 2/21/04 in 8-2 win at Phoenix
- 5 - 1/5/07 in 8-3 win at Chicago
- 12/21/05 in 6-1 win at Chicago
- 3/4/04 in 9-4 win at Pittsburgh

### LARGEST MARGIN OF DEFEAT

- 8 - 1/11/99 in 8-0 loss at Philadelphia
- 7 - 10/30/02 in 7-0 loss at St. Louis
- 1/18/99 in 8-1 loss at Boston

#### At Home:

- 5 - 2/14/08 in 6-1 loss vs. Chicago
- 12/21/06 in 7-2 loss vs. Buffalo
- 3/12/02 in 5-0 loss vs. Vancouver
- 4 - 14 times, last 12/8/05 in 5-1 loss vs. NY Rangers

#### On Road:

- 8 - 1/11/99 in 8-0 loss at Philadelphia
- 7 - 10/30/02 in 7-0 loss at St. Louis
- 1/18/99 in 8-1 loss at Boston

### SPECIAL TEAMS

#### MOST POWER PLAY GOALS

- 6 - 3/4/04 in 9-4 win at Pittsburgh
- 5 - 2/18/04 in 7-3 win vs. San Jose
- 4 - 11/10/05 in 5-3 win vs. Dallas
- 12/20/01 in 6-2 win vs. Vancouver

#### At Home:

- 5 - 2/18/04 in 7-3 win vs. San Jose
- 4 - 11/10/05 in 5-3 win vs. Dallas
- 12/20/01 in 6-2 win vs. Vancouver

#### On Road:

- 6 - 3/4/04 in 9-4 win at Pittsburgh
- 3 - 12 times, last 3/3/07 in 6-3 win at Los Angeles

#### MOST POWER PLAY CHANCES

- 12 - 10/26/05 in 3-2 loss at Columbus
- 11 - 2/8/07 in 4-2 win vs. Toronto
- 12/17/06 in 2-1 win at St. Louis
- 12/20/01 in 6-2 win vs. Vancouver

#### At Home:

- 11 - 2/8/07 in 4-2 win vs. Toronto
- 12/20/01 in 6-2 win vs. Vancouver
- 10 - Seven times, last 12/8/07 in 4-2 win vs. Anaheim

#### On Road:

- 12 - 10/26/05 in 3-2 loss at Columbus
- 11 - 12/17/06 in 2-1 win at St. Louis
- 10 - Four times, last 1/3/06 in 3-0 loss at Colorado

#### MOST POWER PLAY GOALS AGAINST

- 5 - 10/7/06 in 6-5 loss at Minnesota
- 4 - Five times, last 10/27/07 in 4-3 win vs. Florida

#### At Home:

- 4 - 3/18/06 in 9-4 win vs. Calgary
- 3 - Four times, last 2/24/07 in 4-3 win vs. Detroit

### On Road:

- 5 - 10/7/06 in 6-5 loss at Minnesota
- 4 - 12/18/03 in 5-4 loss at Montreal
- 1/11/99 in 8-0 loss at Philadelphia
- 12/16/98 in 6-1 loss at Anaheim

### MOST SHORTHANDED GOALS

- 2 - 1/19/08 in 5-2 win at St. Louis
- 3/14/00 in 3-2 loss at Detroit
- 11/18/99 in 6-1 win vs. Montreal

#### At Home:

- 2 - 11/18/99 in 6-1 win vs. Montreal

#### On Road:

- 2 - 1/19/08 in 5-2 win at St. Louis
- 3/14/00 in 3-2 loss at Detroit

### MOST SHORTHANDED SITUATIONS

- 13 - 10/25/05 in 5-3 win vs. Chicago
- 12 - 11/26/05 in 3-1 loss vs. Dallas
- 11 - Three times, last 3/5/06 in 3-2 loss at Edmonton

#### At Home:

- 13 - 10/25/05 in 5-3 win vs. Chicago
- 12 - 11/26/05 in 3-1 loss vs. Dallas
- 11 - 3/2/06 in 3-1 win vs. Vancouver

#### On Road:

- 11 - 3/5/06 in 3-2 loss at Edmonton
- 2/6/06 in 4-2 loss at Dallas
- 10 - Eight times, last 3/25/06 in 6-4 loss at Los Angeles

### MOST SHORTHANDED GOALS AGAINST

- 2 - 3/2/02 in 5-2 loss at Calgary
- 3/2/00 in 4-3 loss at San Jose

#### At Home:

- 1 - 37 times, last 3/13/08 in 4-1 loss vs. Los Angeles

#### On Road:

- 2 - 3/2/02 in 5-2 loss at Calgary
- 3/2/00 in 4-3 loss at San Jose

### PENALTY MINUTES

#### MOST PENALTY MINUTES

- 95 - 10/25/05 in 5-3 win vs. Chicago
- 85 - 10/30/03 in 5-3 win vs. Detroit
- 54 - 3/6/08 in 6-2 loss at Vancouver
- 3/11/06 in 3-2 loss at San Jose

#### At Home:

- 95 - 10/25/05 in 5-3 win vs. Chicago
- 85 - 10/30/03 in 5-3 win vs. Detroit
- 42 - 3/12/99 in 5-3 win vs. Chicago

#### On Road:

- 54 - 3/6/08 in 6-2 loss at Vancouver
- 3/11/06 in 3-2 loss at San Jose
- 47 - 3/20/04 in 3-1 win at Calgary
- 42 - 1/22/04 in 4-0 loss at Calgary

### MOST PENALTY MINUTES, OPPONENT

- 125 - 10/30/03 in 5-3 win vs. Detroit
- 107 - 3/20/04 in 3-1 win at Calgary
- 64 - 2/3/07 in 3-0 win vs. Anaheim

#### At Home:

- 125 - 10/30/03 in 5-3 win vs. Detroit
- 64 - 2/3/07 in 3-0 win vs. Anaheim
- 54 - 12/23/06 in 7-0 win vs. Los Angeles

## TEAM RECORDS - GAME

**On Road:**

- 107 - 3/20/04 in 3-1 win at Calgary
- 62 - 3/11/06 in 3-2 loss at San Jose
- 56 - 3/6/08 in 6-2 loss at Vancouver

**MOST PENALTY MINUTES BY BOTH TEAMS**

- 210 - 10/30/03 in 5-3 win vs. Detroit (DET 125, NSH 85)
- 154 - 3/20/04 in 3-1 win at Calgary (CGY 107, NSH 47)
- 146 - 10/25/05 in 5-3 win vs. Chicago (NSH 95, CHI 51)

**At Home:**

- 210 - 10/30/03 in 5-3 win vs. Detroit (DET 125, NSH 85)
- 146 - 10/25/05 in 5-3 win vs. Chicago (NSH 95, CHI 51)
- 110 - 2/3/07 in 3-0 win vs. Anaheim (ANA 64, NSH 44)

**On Road:**

- 154 - 3/20/04 in 3-1 win at Calgary (CGY 107, NSH 47)
- 116 - 3/11/06 in 3-2 loss at San Jose (S.J 62, NSH 54)
- 110 - 3/6/08 in 6-2 loss at Vancouver (VAN 56, NSH 54)

**SHOTS****MOST SHOTS**

- 52 - 10/14/99 in 5-1 loss vs. San Jose
- 51 - 2/21/08 in 3-2 SO loss vs. Vancouver
- 1/13/00 in 4-3 loss vs. Vancouver
- 48 - 1/21/06 in 7-2 win vs. Columbus

**At Home:**

- 52 - 10/14/99 in 5-1 loss vs. San Jose
- 51 - 2/21/08 in 3-2 SO loss vs. Vancouver
- 1/13/00 in 4-3 loss vs. Vancouver
- 48 - 1/21/06 in 7-2 win vs. Columbus

**On Road:**

- 44 - 12/1/07 in 5-4 win at Montreal
- 41 - 11/23/05 in 4-2 win at Columbus
- 12/23/00 in 3-2 win at NY Rangers

**MOST SHOTS AGAINST**

- 57 - 10/21/98 in 5-2 loss at Detroit
- 53 - 12/23/98 in 5-3 win vs. Detroit
- 50 - 2/9/99 in 5-2 loss vs. Detroit

**At Home:**

- 53 - 12/23/98 in 5-3 win vs. Detroit
- 50 - 2/9/99 in 5-2 loss vs. Detroit
- 46 - Three times, last 10/21/06 in 4-3 loss vs. Vancouver

**On Road:**

- 57 - 10/21/98 in 5-2 loss at Detroit
- 48 - 3/25/06 in 6-4 loss at Los Angeles
- 11/26/99 in 1-0 loss at Washington

**MOST SHOTS BY BOTH TEAMS**

- 90 - 11/16/06 in 7-6 loss vs. Minnesota (NSH 45, MIN 45)
- 87 - 12/23/98 in 5-3 win vs. Detroit (DET 53, NSH 34)
- 86 - 10/21/06 in 4-3 loss vs. Vancouver (VAN 46, NSH 40)

**At Home:**

- 90 - 11/16/06 in 7-6 loss vs. Minnesota (NSH 45, MIN 45)
- 87 - 12/23/98 in 5-3 win vs. Detroit (DET 53, NSH 34)
- 86 - 10/21/06 in 4-3 loss vs. Vancouver (VAN 46, NSH 40)

**On Road:**

- 78 - 11/23/05 in 4-2 win at Columbus (NSH 41, CBJ 37)
- 77 - 3/21/06 in 3-2 win at Detroit (DET 41, NSH 36)
- 76 - 12/16/98 in 6-1 loss at Anaheim (NSH 39, ANA 37)

**FEWEST SHOTS**

- 9 - 1/27/01 in 5-1 loss vs. Colorado
- 10 - 11/22/99 in 3-2 loss at St. Louis
- 13 - 2/9/08 in 4-3 loss at San Jose
- 10/15/02 in 4-3 loss at NY Islanders

**At Home:**

- 9 - 1/27/01 in 5-1 loss vs. Colorado
- 17 - Four times, last 11/29/05 in 2-0 win vs. Calgary

**On Road:**

- 10 - 11/22/99 in 3-2 loss at St. Louis
- 13 - 2/9/08 in 4-3 loss at San Jose
- 10/15/02 in 4-3 loss at NY Islanders
- 14 - Five times, last 3/4/07 in 3-2 loss at Anaheim

**FEWEST SHOTS AGAINST**

- 12 - 3/4/03 in 2-1 loss at St. Louis
- 13 - 11/8/01 in 3-1 loss at Montreal
- 15 - 12/4/07 in 3-1 loss at Toronto
- 11/29/02 in 2-1 loss vs. New Jersey

**At Home:**

- 15 - 11/29/02 in 2-1 loss vs. New Jersey
- 16 - 1/17/08 in 2-1 loss vs. Anaheim
- 2/18/01 in 3-2 win vs. Tampa Bay
- 17 - 2/8/03 in 3-2 win vs. Columbus
- 2/26/00 in 3-2 loss vs. Tampa Bay

**On Road:**

- 12 - 3/4/03 in 2-1 loss at St. Louis
- 13 - 11/8/01 in 3-1 loss at Montreal
- 15 - 12/4/07 in 3-1 loss at Toronto

**FEWEST SHOTS BY BOTH TEAMS**

- 31 - 3/4/03 in 2-1 loss at St. Louis (NSH 19, STL 12)
- 35 - 12/28/98 in 1-0 loss at Dallas (DAL 21, NSH 14)
- 36 - 10/5/01 in 4-1 loss at Dallas (NSH 19, DAL 17)

**At Home:**

- 37 - 1/26/02 in 3-1 loss vs. Anaheim (NSH 19, ANA 18)
- 38 - 12/20/03 in 1-0 win vs. Detroit (DET 21, NSH 17)
- 41 - 1/21/02 in 1-0 loss vs. Phoenix (PHX 22, NSH 19)

**On Road:**

- 31 - 3/4/03 in 2-1 loss at St. Louis (NSH 19, STL 12)
- 35 - 12/28/98 in 1-0 loss at Dallas (DAL 21, NSH 14)
- 36 - 10/5/01 in 4-1 loss at Dallas (NSH 19, DAL 17)

**LARGEST SHOT ADVANTAGE**

- 29 - 10/14/99 in 5-1 loss vs. San Jose (NSH 52, S.J 23)
- 26 - 12/1/05 in 2-1 win vs. Minnesota (NSH 46, MIN 20)
- 25 - 2/16/08 in 2-1 OT win vs. St. Louis (NSH 44, STL 19)

**At Home:**

- 29 - 10/14/99 in 5-1 loss vs. San Jose (NSH 52, S.J 23)
- 26 - 12/1/05 in 2-1 win vs. Minnesota (NSH 46, MIN 20)
- 25 - 2/16/08 in 2-1 OT win vs. St. Louis (NSH 44, STL 19)

**On Road:**

- 24 - 11/13/99 in 6-2 loss at Pittsburgh (NSH 40, PIT 16)
- 20 - 12/4/07 in 3-1 loss at Toronto (NSH 35, TOR 15)
- 19 - 11/8/01 in 3-1 loss at Montreal (NSH 32, MTL 13)

**LARGEST SHOT DEFICIT**

- 42 - 10/21/98 in 5-2 loss at Detroit (DET 57, NSH 15)
- 29 - 3/25/06 in 6-4 loss at Los Angeles (L.A 48, NSH 19)
- 11/26/99 in 1-0 loss at Washington (WSH 48, NSH 19)
- 2/9/99 in 5-2 loss vs. Detroit (DET 50, NSH 21)

**At Home:**

- 29 - 2/9/99 in 5-2 loss vs. Detroit (DET 50, NSH 21)
- 27 - 1/27/01 in 5-1 loss vs. Colorado (COL 36, NSH 9)
- 25 - 1/1/00 in 3-2 win vs. San Jose (S.J 45, NSH 20)

**On Road:**

- 42 - 10/21/98 in 5-2 loss at Detroit (DET 57, NSH 15)
- 29 - 3/25/06 in 6-4 loss at Los Angeles (L.A 48, NSH 19)
- 11/26/99 in 1-0 loss at Washington (WSH 48, NSH 19)

## TEAM RECORDS - PERIOD

### GOALS

#### MOST GOALS

- 6 - 12/17/05 in 2nd per. of 7-3 win vs. Columbus
- 5 - 1/5/07 in 2nd per. of 8-3 win at Chicago
- 11/25/06 in 2nd per. of 6-2 win vs. Detroit
- 3/18/06 in 2nd per. of 9-4 win vs. Calgary

#### Home:

- 6 - 12/17/05 in 2nd per. of 7-3 win vs. Columbus
- 5 - 11/25/06 in 2nd per. of 6-2 win vs. Detroit
- 3/18/06 in 2nd per. of 9-4 win vs. Calgary

#### On Road:

- 5 - 1/5/07 in 2nd per. of 8-3 win at Chicago
- 4 - 13 times, last 12/1/07 in 3rd per. of 5-4 win at Montreal

#### MOST GOALS AGAINST

- 4 - 24 times, last 3/6/08 in 1st per. of 6-2 loss at Vancouver

#### At Home:

- 4 - Eight times, last 10/5/06 in 3rd per. of 8-6 loss at Chicago

#### On Road:

- 4 - 16 times, last 3/6/08 in 1st per. of 6-2 loss at Vancouver

#### MOST GOALS BY BOTH TEAMS

- 7 - 2/27/08 in 2nd per. of 8-4 loss at Buffalo (BUF 4, NSH 3)
- 3/18/06 in 2nd per. of 9-4 win vs. Calgary (NSH 5, CGY 2)
- 12/17/05 in 2nd per. of 7-3 win vs. Columbus (NSH 6, CBJ 1)
- 6 - 14 times, last 3/6/08 in 1st per. of 6-2 loss at Vancouver (VAN 4, NSH 2)

#### At Home:

- 7 - 3/18/06 in 2nd per. of 9-4 win vs. Calgary (NSH 5, CGY 2)
- 12/17/05 in 2nd per. of 7-3 win vs. Columbus (NSH 6, CBJ 1)
- 6 - Three times, last 10/13/07 in 2nd per. of 7-4 loss vs. Calgary (NSH 3, CGY 3)

#### On Road:

- 7 - 2/27/08 in 2nd per. of 8-4 loss at Buffalo (BUF 4, NSH 3)
- 6 - 11 times, last 3/6/08 in 1st per. of 6-2 loss at Vancouver (VAN 4, NSH 2)

### FASTEST GOALS

#### FASTEST GOAL FROM START OF GAME

- 0:11 - David Legwand, 4/5/07 in 4-1 win vs. St. Louis
- 0:22 - Sergei Krivokrasov, 1/1/00 in 3-2 win vs. San Jose
- 0:25 - Randy Robitaille, 11/10/99 in 4-2 win at Chicago

#### At Home:

- 0:11 - David Legwand, 4/5/07 in 4-1 win vs. St. Louis
- 0:22 - Sergei Krivokrasov, 1/1/00 in 3-2 win vs. San Jose
- 0:26 - Alexander Radulov, 1/31/08 in 4-2 win vs. Columbus
- Cliff Ronning, 2/21/00 in 5-2 win vs. Dallas

#### On Road:

- 0:25 - Randy Robitaille, 11/10/99 in 4-2 win at Chicago
- 0:38 - Darcy Hordichuk, 12/28/05 in 4-3 loss at Vancouver
- 0:44 - Dan Hamhuis, 11/29/07 in 6-5 win at Ottawa
- David Legwand, 12/23/03 in 3-3 tie at Minnesota

#### FASTEST GOAL AGAINST FROM START OF GAME

- 0:14 - Tomas Holmstrom, 11/8/03 in 4-3 win at Detroit
- 0:16 - Jan Hrdina, 2/13/99 in 3-2 loss vs. Pittsburgh
- 0:19 - Adrian Aucoin, 1/1/01 in 5-2 loss vs. Vancouver
- Randy McKay, 2/29/00 in 2-1 loss vs. New Jersey

#### At Home:

- 0:16 - Jan Hrdina, 2/13/99 in 3-2 loss vs. Pittsburgh
- 0:19 - Adrian Aucoin, 1/1/01 in 5-2 loss vs. Vancouver
- Randy McKay, 2/29/00 in 2-1 loss vs. New Jersey

#### On Road:

- 0:14 - Tomas Holmstrom, 11/8/03 in 4-3 win at Detroit
- 0:22 - Jason Allison, 12/21/99 in 3-1 win at Boston
- 0:26 - Josef Beranek, 11/4/98 in 3-2 loss at Edmonton

#### FASTEST GOAL FROM START OF SECOND PERIOD

- 0:07 - Vitali Yachmenev, 10/31/00 in 4-2 loss vs. St. Louis
- Alexander Radulov, 1/24/08 in 4-3 OT loss at Phoenix
- 0:11 - J.P. Dumont, 11/18/06 in 4-2 win vs. Columbus
- At Home:
- 0:07 - Vitali Yachmenev, 10/31/00 in 4-2 loss vs. St. Louis
- 0:11 - J.P. Dumont, 11/18/06 in 4-2 win vs. Columbus
- 0:14 - Greg Johnson, 1/1/99 in 6-5 loss vs. St. Louis

#### On Road:

- 0:07 - Alexander Radulov, 1/24/08 in 4-3 OT loss at Phoenix
- 0:20 - Cliff Ronning, 1/28/99 in 4-2 win at Buffalo
- 0:21 - Karlis Skrastins, 10/15/02 in 4-3 loss at NY Islanders

#### FASTEST GOAL AGAINST FROM START OF SECOND PERIOD

- 0:09 - Jason Arnott, 2/3/00 in 4-1 loss at New Jersey
- 0:16 - Steve Heinze, 1/18/99 in 8-1 loss at Boston
- 0:17 - Andy McDonald, 11/1/05 in 4-1 loss at Anaheim

#### At Home:

- 0:18 - Paul Kariya, 4/7/00 in 5-1 loss vs. Anaheim
- 0:28 - Brian Rolston, 4/13/06 in 4-2 win vs. Minnesota
- 0:29 - Anze Kopitar, 2/10/07 in 4-1 loss vs. Los Angeles

#### On Road:

- 0:09 - Jason Arnott, 2/3/00 in 4-1 loss at New Jersey
- 0:16 - Steve Heinze, 1/18/99 in 8-1 loss at Boston
- 0:17 - Andy McDonald, 11/1/05 in 4-1 loss at Anaheim

#### FASTEST GOAL FROM START OF THIRD PERIOD

- 0:13 - Adam Hall, 3/13/04 in 4-4 tie vs. Calgary
- 0:14 - Andreas Johansson, 11/21/02 in 1-1 tie at Colorado
- Andy Delmore, 12/6/01 in 4-2 win vs. Ottawa

#### At Home:

- 0:13 - Adam Hall, 3/13/04 in 4-4 tie vs. Calgary
- 0:14 - Andy Delmore, 12/6/01 in 4-2 win vs. Ottawa
- 0:15 - Marek Zidlicky, 11/10/05 in 5-3 win vs. Dallas
- Rob Valicevic, 11/18/99 in 6-1 win vs. Montreal

#### On Road:

- 0:14 - Andreas Johansson, 11/21/02 in 1-1 tie at Colorado
- 0:19 - David Legwand, 1/27/03 in 5-1 win at Buffalo
- 0:21 - Mike Watt, 11/26/00 in 7-4 win at Carolina

#### FASTEST GOAL AGAINST FROM START OF THIRD PERIOD

- 0:15 - Joe Murphy, 12/17/98 in 3-1 loss at San Jose
- 0:24 - Joe Murphy, 12/10/98 in 2-1 win vs. San Jose
- 0:25 - Brad Isbister, 11/7/00 in 2-1 loss at NY Islanders

#### At Home:

- 0:24 - Joe Murphy, 12/10/98 in 2-1 win vs. San Jose
- 0:26 - Joe Nieuwendyk, 3/21/02 in 4-3 loss vs. New Jersey
- 0:31 - Jarome Iginla, 3/13/04 in 4-4 tie vs. Calgary

## TEAM RECORDS - PERIOD

### On Road:

- 0:15 - Joe Murphy, 12/17/98 in 3-1 loss at San Jose
- 0:25 - Brad Isbister, 11/7/00 in 2-1 loss at NY Islanders
- 0:28 - Yanic Perreault, 12/4/06 in 3-2 loss at Phoenix
- Todd Bertuzzi, 1/14/03 in 4-3 loss at Vancouver

### FASTEST GOAL FROM START OF OVERTIME

- 0:06 - David Legwand, 3/9/06 in 3-2 win at Vancouver
- 0:19 - Martin Erat, 11/15/07 in 5-4 win vs. Chicago
- 0:32 - David Legwand, 4/4/04 in 2-1 win at Colorado

### At Home:

- 0:19 - Martin Erat, 11/15/07 in 5-4 win vs. Chicago
- 0:36 - David Legwand, 3/29/01 in 4-3 win vs. Phoenix
- 0:37 - Scott Walker, 11/1/03 in 4-3 win vs. Phoenix

### On Road:

- 0:06 - David Legwand, 3/9/06 in 3-2 win at Vancouver
- 0:32 - David Legwand, 4/4/04 in 2-1 win at Colorado
- 0:35 - Paul Kariya, 1/24/06 in 2-1 win at Detroit

### FASTEST GOAL AGAINST FROM START OF OVERTIME

- 0:28 - Josef Stumpel, 3/4/00 in 3-2 loss at Los Angeles
- 0:35 - Adam Foote, 10/26/05 in 3-2 loss at Columbus
- Sheldon Souray, 12/18/03 in 5-4 loss at Montreal

### At Home:

- 0:58 - Vaclav Prospal, 2/7/08 in 2-1 loss vs. Tampa Bay
- 0:59 - Jeff Hamilton, 12/2/06 in 4-3 loss vs. Chicago
- 1:19 - Brendan Morrison, 12/16/03 in 5-4 loss vs. Vancouver

### On Road:

- 0:28 - Josef Stumpel, 3/4/00 in 3-2 loss at Los Angeles
- 0:35 - Adam Foote, 10/26/05 in 3-2 loss at Columbus
- Sheldon Souray, 12/18/03 in 5-4 loss at Montreal

### LATEST OVERTIME GOAL

- 4:44 - Marek Zidlicky, 1/31/04 in 3-2 win vs. San Jose
- Andy Delmore, 1/7/03 in 2-1 win vs. St. Louis
- 4:10 - Alexander Radulov, 2/2/08 in 3-2 win vs. Phoenix
- 3:56 - Greg Johnson, 3/17/00 in 4-3 win at Phoenix

### At Home:

- 4:44 - Marek Zidlicky, 1/31/04 in 3-2 win vs. San Jose
- Andy Delmore, 1/7/03 in 2-1 win vs. St. Louis
- 4:10 - Alexander Radulov, 2/2/08 in 3-2 win vs. Phoenix
- 3:30 - Andrew Hutchinson, 2/28/04 in 2-1 win vs. NY Rangers

### On Road:

- 3:56 - Greg Johnson, 3/17/00 in 4-3 win at Phoenix
- 3:35 - Andy Delmore, 1/18/03 in 3-2 win at Edmonton
- 3:34 - Scott Walker, 2/20/04 in 3-2 win at Anaheim

### LATEST OVERTIME GOAL AGAINST

- 4:56 - Tommy Albelin, 11/3/99 in 5-4 loss at Calgary
- 4:55 - Marian Gaborik, 2/17/08 in 5-4 loss at Minnesota
- 4:31 - Zbynek Michalek, 1/24/08 in 4-3 loss at Phoenix

### At Home:

- 4:08 - Jason Woolley, 2/10/99 in 2-1 loss vs. Buffalo
- 3:39 - Kip Miller, 2/13/99 in 3-2 loss vs. Pittsburgh
- 3:29 - Mark Messier, 1/13/00 in 4-3 loss vs. Vancouver

### On Road:

- 4:56 - Tommy Albelin, 11/3/99 in 5-4 loss at Calgary
- 4:55 - Marian Gaborik, 2/17/08 in 5-4 loss at Minnesota
- 4:31 - Zbynek Michalek, 1/24/08 in 4-3 loss at Phoenix

### FASTEST TWO GOALS, INDIVIDUAL

- 0:23 - Scott Hartnell, 2/19/07 @ 5:34 & 5:57 of 2nd per. of 4-1 win vs. Phoenix
- 0:26 - David Legwand, 11/20/00 @ 9:30 & 9:56 of 2nd per. of 6-3 loss at Detroit

### At Home:

- 0:23 - Scott Hartnell, 2/19/07 @ 5:34 & 5:57 of 2nd per. of 4-1 win vs. Phoenix
- 0:27 - Petr Tenkrat, 12/15/01 @ 13:44 & 14:11 of 2nd per. of 5-2 win vs. Chicago

### On Road:

- 0:26 - David Legwand, 11/20/00 @ 9:30 & 9:56 of 2nd per. of 6-3 loss at Detroit
- 1:43 - Patric Kjellberg, 2/2/00 @ 9:48 & 11:31 of 2nd per. of 6-4 win at NY Islanders

### FASTEST TWO GOALS AGAINST, INDIVIDUAL

- 0:33 - Kelly Chase, 3/2/99 @ 18:26 & 18:59 of 1st per. of 5-1 loss vs. St. Louis
- 0:39 - Phil Housley, 11/3/99 @ 18:44 & 19:23 of 3rd per. of 5-4 loss at Calgary

### At Home:

- 0:33 - Kelly Chase, 3/2/99 @ 18:26 & 18:59 of 1st per. of 5-1 loss vs. St. Louis
- 1:01 - Todd Bertuzzi, 1/21/03 @ 8:22 & 9:23 of 3rd per. of 3-2 win vs. Vancouver

### On Road:

- 0:39 - Phil Housley, 11/3/99 @ 18:44 & 19:23 of 3rd per. of 5-4 loss at Calgary
- 1:06 - Alexander Frolov, 3/25/06 @ 12:19 & 13:25 of 3rd per. of 6-4 loss at Los Angeles

### FASTEST TWO GOALS, TEAM

- 0:08 - Paul Kariya & Darcy Hordichuk, 1/21/06 @ 13:27 & 13:35 of 3rd per. of 7-2 win vs. Columbus
- 0:15 - Martin Gelinas & David Legwand, 10/6/07 @ 18:46 & 19:01 of 3rd per. of 5-1 win vs. Dallas

### At Home:

- 0:08 - Paul Kariya & Darcy Hordichuk, 1/21/06 @ 13:27 & 13:35 of 3rd per. of 7-2 win vs. Columbus
- 0:15 - Martin Gelinas & David Legwand, 10/6/07 @ 18:46 & 19:01 of 3rd per. of 5-1 win vs. Dallas

### On Road:

- 0:18 - David Legwand & Rob Valicevic, 10/11/99 @ 18:57 & 19:15 of 3rd per. of 4-2 win at Toronto
- 0:21 - Rem Murray & Scott Hartnell, 12/4/04 @ 2:58 & 3:19 of 2nd per. of 4-2 win at Columbus

### FASTEST TWO GOALS AGAINST, TEAM

- 0:09 - Martin Havlat & Craig MacDonald, 1/20/07 @ 9:37 & 9:46 of 1st per. of 6-3 win vs. Chicago
- 0:14 - Shane Doan & Mika Alatalo, 11/30/99 @ 11:32 & 11:46 of 1st per. of 6-3 loss vs. Phoenix

### At Home:

- 0:09 - Martin Havlat & Craig MacDonald, 1/20/07 @ 9:37 & 9:46 of 1st per. of 6-3 win vs. Chicago
- 0:14 - Shane Doan & Mika Alatalo, 11/30/99 @ 11:32 & 11:46 of 1st per. of 6-3 loss vs. Phoenix

### On Road:

- 0:20 - Tony Amonte & Michael Nylander, 3/15/01 @ 3:48 & 4:08 of 3rd per. of 3-2 loss at Chicago
- 0:22 - J.P. Vigier & Ilya Kovalchuk, 10/23/03 @ 13:04 & 13:26 of 2nd per. of 4-2 loss at Atlanta

### FASTEST TWO GOALS, BOTH TEAMS

- 0:05 - Rick Nash (CBJ) & Scott Walker (NSH), 12/4/03 @ 19:39 & 19:44 of 3rd per. of 4-2 win at Columbus
- 0:07 - Marcel Goc (S.J.) & Paul Kariya (NSH), 11/2/05 @ 6:14 & 6:21 of 1st per. of 3-2 loss at San Jose

## TEAM RECORDS - PERIOD

### At Home:

- 0:12 - Cliff Ronning (NSH) & Eric Messier (COL), 1/1/02 @ 11:23 & 11:35 of 3rd per. of 4-4 tie vs. Colorado
- 0:14 - Bryan Berard (CBJ) & Paul Kariya (NSH), 1/21/06 @ 13:13 & 13:27 of 3rd per. of 7-2 win vs. Columbus

### On Road:

- 0:05 - Rick Nash (CBJ) & Scott Walker (NSH), 12/4/03 @ 19:39 & 19:44 of 3rd per. of 4-2 win at Columbus
- 0:07 - Marcel Goc (S.J) & Paul Kariya (NSH), 11/2/05 @ 6:14 & 6:21 of 1st per. of 3-2 loss at San Jose

### FASTEST THREE GOALS, INDIVIDUAL

- 5:56 - Steve Sullivan, 12/14/06 @ 5:58, 9:21 & 11:54 of 2nd per. of 6-0 win vs. Ottawa
- 11:12 - Rob Valicevic, 11/10/99 @ 6:17, 9:44, & 17:29 of 1st per. of 4-2 win at Chicago

### At Home:

- 5:56 - Steve Sullivan, 12/14/06 @ 5:58, 9:21 & 11:54 of 2nd per. of 6-0 win vs. Ottawa
- 13:55 - Petr Tenkrat, 12/15/01 @ 13:44 & 14:11 of 2nd per. & 7:39 of 3rd per. of 5-2 win vs. Chicago

### On Road:

- 11:12 - Rob Valicevic, 11/10/99 @ 6:17, 9:44, & 17:29 of 1st per. of 4-2 win at Chicago

### FASTEST THREE GOALS AGAINST, INDIVIDUAL

- 14:47 - Jere Lehtinen, 1/17/01 @ 7:31 & 14:53 of 2nd per. & 2:28 of 3rd per. of 4-3 overtime loss at Dallas
- 16:29 - Luc Robitaille, 4/12/99, @ 4:59 & 18:39 of 2nd per. & 1:28 of 3rd per. of 4-3 loss vs. Los Angeles

### At Home:

- 16:29 - Luc Robitaille, 4/12/99 @ 4:59 & 18:39 of 2nd per. & 1:28 of 3rd per. of 4-3 loss vs. Los Angeles
- 28:44 - Joe Sakic, 2/19/99 @ 10:07 of 2nd per. & 14:05 & 18:37 of 3rd per. of 4-4 tie vs. Colorado

### On Road:

- 14:47 - Jere Lehtinen, 1/17/01 @ 7:31 & 14:53 of 2nd per. & 2:28 of 3rd per. of 4-3 overtime loss at Dallas
- 19:42 - Keith Tkachuk, 3/7/99 @ 1:28 & 12:52 of 1st per. & 1:10 of 2nd per. of 4-3 loss at Phoenix

### FASTEST THREE GOALS, TEAM

- 1:15 - Darcy Hordichuk, Jason Arnott & David Legwand, 1/8/08 @ 5:25, 6:11 & 6:40 of 1st per. of 7-0 win at Los Angeles
- 1:55 - Sebastien Bordeleau, Joel Bouchard & Patric Kjellberg, 2/2/00 @ 7:53, 8:21, & 9:48 of 2nd per. of 6-4 win at NY Islanders

### At Home:

- 2:28 - Scott Hartnell, Marek Zidlicky & Hartnell, 11/23/06 @ 10:09, 12:20 & 12:37 of 2nd per. of 6-0 win vs. Vancouver
- 2:52 - Denis Arkhipov, Scott Hartnell & Bubba Berenzweig, 12/20/01 @ 5:14, 6:23 & 8:06 of 2nd per. of 6-2 win vs. Vancouver

### On Road:

- 1:15 - Darcy Hordichuk, Jason Arnott & David Legwand, 1/8/08 @ 5:25, 6:11 & 6:40 of 1st per. Of 7-0 win at Los Angeles
- 1:55 - Sebastien Bordeleau, Joel Bouchard & Patric Kjellberg, 2/2/00 @ 7:53, 8:21, & 9:48 of 2nd per. of 6-4 win at NY Islanders

### FASTEST THREE GOALS AGAINST, TEAM

- 1:25 - Shane Doan, Mika Alatalo & Rick Tocchet, 11/30/99 @ 11:32, 11:46 & 12:57 of 1st per. of 6-3 loss vs. Phoenix
- 1:41 - Reed Low, Al MacInnis & Keith Tkachuk, 10/30/02 @ 8:22, 8:53 & 10:03 of 2nd per. of 7-0 loss at St. Louis

### At Home:

- 1:25 - Shane Doan, Mika Alatalo & Rick Tocchet, 11/30/99 @ 11:32, 11:46 & 12:57 of 1st per. of 6-3 loss vs. Phoenix
- 2:03 - Ville Nieminen, Chris Simon & Jarome Iginla, 3/13/04 @ 18:28 & 19:02 of 2nd per. and 0:31 of 3rd per. of 4-4 tie vs. Calgary

### On Road:

- 1:41 - Reed Low, Al MacInnis & Keith Tkachuk, 10/30/02 @ 8:22, 8:53 & 10:03 of 2nd per. of 7-0 loss at St. Louis
- 1:47 - Alexander Frolov, Frolov & Sean Avery, 3/25/06 @ 12:19, 13:25 & 14:06 of 3rd per. of 6-4 loss at Los Angeles

### FASTEST THREE GOALS, BOTH TEAMS

- 0:23 - Bryan Berard (CBJ), Paul Kariya (NSH) & Darcy Hordichuk (NSH), 1/21/06 @ 13:13, 13:27 & 13:35 of 3rd per. of 7-2 win vs. Columbus
- 0:34 - Ryan Johnson (STL), Vernon Fiddler (NSH) & Petr Cajanek (STL), 1/4/06 @ 3:26, 3:44 & 4:00 of 1st per. of 4-3 win at St. Louis

### At Home:

- 0:23 - Bryan Berard (CBJ), Paul Kariya (NSH) & Darcy Hordichuk (NSH), 1/21/06 @ 13:13, 13:27 & 13:35 of 3rd per. of 7-2 win vs. Columbus
- 0:46 - Sam Gagner (EDM), Marty Reasoner (EDM) & Jason Arnott (NSH), 2/19/08 @ 15:00, 15:23 & 15:46 of 2nd per. of 5-4 win vs. Edmonton

### On Road:

- 0:34 - Ryan Johnson (STL), Vernon Fiddler (NSH) & Petr Cajanek (STL), 1/4/06 @ 3:26, 3:44 & 4:00 of 1st per. of 4-3 win at St. Louis
- 0:53 - Jordin Tootoo (NSH), Mike Ribeiro (DAL) & J.P. Dumont (NSH), 3/1/08 @ 7:53, 8:23 & 8:46 of 3rd per. of 3-1 win at Dallas

### FASTEST FOUR GOALS, TEAM

- 3:38 - Sebastien Bordeleau, Joel Bouchard, Patric Kjellberg & Kjellberg, 2/2/00 @ 7:53, 8:21, 9:48, & 11:31 of 2nd per. of 6-4 win at NY Islanders
- 5:29 - J.P. Dumont, Alexander Radulov, Marek Zidlicky & Scott Hartnell, 11/25/06 @ 6:33, 7:54, 9:55 & 12:02 of 2nd per. of 6-2 win vs. Detroit

### At Home:

- 5:29 - J.P. Dumont, Alexander Radulov, Marek Zidlicky & Scott Hartnell, 11/25/06 @ 6:33, 7:54, 9:55 & 12:02 of 2nd per. of 6-2 win vs. Detroit
- 6:11 - Scott Hartnell, Marek Zidlicky, Hartnell & Shea Weber, 11/23/06 @ 10:09, 12:20, 12:37 & 16:20 of 2nd per. of 6-0 win vs. Vancouver

### On Road:

- 3:38 - Sebastien Bordeleau, Joel Bouchard, Patric Kjellberg & Kjellberg, 2/2/00 @ 7:53, 8:21, 9:48, & 11:31 of 2nd per. of 6-4 win at NY Islanders
- 7:36 - Paul Kariya, Marek Zidlicky, J.P. Dumont & Kariya, 3/3/07 @ 5:47, 9:39, 12:39 & 13:23 of 3rd per. of 6-3 win at Los Angeles



## TEAM RECORDS - PERIOD

### FASTEST FOUR GOALS

#### AGAINST, TEAM

- 8:07 - Travis Moen, Chris Kunitz, Chris Pronger & Corey Perry, 1/7/08 @ 4:21, 1:51, 7:39 & 8:49 of 2nd per. of 5-2 loss at Anaheim
- 8:41 - Nathan Horton, Gary Roberts, Marin Gelinac & Horton, 12/13/05 @ 9:45, 10:32, 17:28 & 18:26 of 2nd per. of 7-3 loss at Florida

#### At Home:

- 8:58 - Adam Graves, John MacLean, Brent Fedyk & Todd Harvey, 2/15/99 @ 5:10, 5:43, 7:38, & 14:08 of 1st per. of 7-4 loss vs. NY Rangers
- 10:10 - Steven Reinprecht, Adam Foote, Mike Keane & Milan Hejduk, 1/1/03 @ 3:09, 6:24, 9:32 & 13:19 of 1st per. of 7-3 loss vs. Colorado

#### On Road:

- 8:07 - Travis Moen, Chris Kunitz, Chris Pronger & Corey Perry, 1/7/08 @ 4:21, 1:51, 7:39 & 8:49 of 2nd per. of 5-2 loss at Anaheim
- 8:41 - Nathan Horton, Gary Roberts, Marin Gelinac & Horton, 12/13/05 @ 9:45, 10:32, 17:28 & 18:26 of 2nd per. of 7-3 loss at Florida

### FASTEST FOUR GOALS,

#### BOTH TEAMS

- 2:03 - Ville Nieminen (CGY), Chris Simon (CGY), Adam Hall (NSH) & Jarome Iginla (CGY), 3/13/04 @ 18:28 & 19:02 of 2nd per. & 0:13 & 0:31 of 3rd per. of 4-4 tie vs. Calgary
- 2:10 - Alexander Edler (VAN), Vernon Fiddler (NSH), Matt Pettinger (VAN) & Greg de Vries (NSH), 3/6/08 @ 4:11, 4:25, 6:09 & 6:21 of 1st per. of 6-2 loss at Vancouver

#### At Home:

- 2:03 - Ville Nieminen (CGY), Chris Simon (CGY), Adam Hall (NSH) & Jarome Iginla (CGY), 3/13/04 @ 18:28 & 19:02 of 2nd per. & 0:13 & 0:31 of 3rd per. of 4-4 tie vs. Calgary
- 2:32 - Martin Erat (NSH), J.P. Dumont (NSH), Martin Havlat (CHI) & Craig MacDonald (CHI), 1/20/07 @ 7:14, 7:34, 9:37 & 9:46 of 1st per. of 6-3 win vs. Chicago

#### On Road:

- 2:10 - Alexander Edler (VAN), Vernon Fiddler (NSH), Matt Pettinger (VAN) & Greg de Vries (NSH), 3/6/08 @ 4:11, 4:25, 6:09 & 6:21 of 1st per. of 6-2 loss at Vancouver
- 2:12 - Daniel Paille (BUF), Jan Hlavac (NSH), Jason Arnott (NSH) & Andrew Peters (BUF), 2/27/08 @ 2:01, 2:46, 3:20 & 4:13 of 2nd per. of 8-4 loss at Buffalo

### SPECIAL TEAMS

#### MOST POWER PLAY GOALS

- 3 - Five times, last 11/18/06 in 2nd per. of 4-2 win vs. Columbus

#### At Home:

- 3 - 11/18/06 in 2nd per. of 4-2 win vs. Columbus
- 12/20/01 in 2nd per. of 6-2 win vs. Vancouver
- 2 - 21 times, last 1/13/08 in 3rd per. of 3-2 loss vs. Chicago

#### On Road:

- 3 - 10/12/05 in 3rd per. of 5-4 win at Colorado
- 3/4/04 in 3rd per. of 9-4 win at Pittsburgh
- 3/4/04 in 1st per. of 9-4 win at Pittsburgh

#### MOST POWER PLAY CHANCES

- 6 - Four times, last 12/13/05 in 1st per. of 7-3 loss at Florida

#### At Home:

- 6 - 11/30/02 in 2nd per. of 5-2 win vs. Dallas
- 12/20/01 in 2nd per. of 6-2 win vs. Vancouver
- 10/31/00 in 3rd per. of 4-2 loss vs. St. Louis

#### On Road:

- 6 - 12/13/05 in 1st per. of 7-3 loss at Florida
- 5 - 10 times, last 12/7/06 in 2nd per. of 4-1 win at Los Angeles

#### MOST POWER PLAY GOALS AGAINST

- 3 - Four times, last 3/25/06 in 2nd per. of 6-4 loss at Los Angeles

#### At Home:

- 2 - 17 times, last 2/12/08 in 2nd per. of 4-2 win vs. Detroit

#### On Road:

- 3 - Four times, last 3/25/06 in 2nd per. of 6-4 loss at Los Angeles

#### MOST SHORTHANDED GOALS

- 2 - 1/19/08 in 5-2 win at St. Louis

#### At Home:

- 1 - 41 times, last 4/3/08 in 1st per. of 3-2 win vs. St. Louis

#### On Road:

- 2 - 1/19/08 in 5-2 win at St. Louis

### MOST SHORTHANDED SITUATIONS

- 7 - 10/25/05 in 2nd per. of 5-3 win vs. Chicago
- 6 - Six times, last 11/22/07 in 1st per. of 3-2 win vs. Detroit

#### At Home:

- 7 - 10/25/05 in 2nd per. of 5-3 win vs. Chicago
- 6 - 11/22/07 in 1st per. of 3-2 win vs. Detroit
- 2/2/06 in 1st per. of 4-3 win vs. Colorado
- 11/26/05 in 2nd per. of 3-1 loss vs. Dallas

#### On Road:

- 6 - 3/25/06 in 2nd per. of 6-4 loss at Los Angeles
- 11/1/05 in 2nd per. of 4-1 loss at Anaheim
- 1/25/04 in 2nd per. of 4-1 loss at Vancouver

### MOST SHORTHANDED GOALS

#### AGAINST

- 1 - 74 times, last 4/4/08 in 1st per. of 3-1 loss at Chicago

#### At Home:

- 1 - 37 times, last 3/13/08 in 3rd per. of 4-1 loss vs. L.A

#### On Road:

- 1 - 37 times, last 4/4/08 in 1st per. of 3-1 loss at Chicago

### PENALTY MINUTES

#### MOST PENALTY MINUTES

- 55 - 10/30/03 in 3rd per. of 5-3 win vs. Detroit
- 51 - 10/25/05 in 3rd per. of 5-3 win vs. Chicago
- 48 - 3/6/08 in 3rd per. of 6-2 loss at Vancouver

#### At Home:

- 55 - 10/30/03 in 3rd per. of 5-3 win vs. Detroit
- 51 - 10/25/05 in 3rd per. of 5-3 win vs. Chicago
- 34 - 2/3/07 in 3rd per. of 3-0 win vs. Anaheim
- 12/30/98 in 3rd per. of 5-2 loss vs. Boston

#### On Road:

- 48 - 3/6/08 in 3rd per. of 6-2 loss at Vancouver
- 41 - 3/20/04 in 3rd per. of 3-1 win at Calgary
- 31 - 3/4/99 in 3rd per. of 4-3 win at Los Angeles

### MOST PENALTY MINUTES,

#### OPPONENT

- 99 - 3/20/04 in 3rd per. of 3-1 win at Calgary
- 83 - 10/30/03 in 3rd per. of 5-3 win vs. Detroit
- 54 - 2/3/07 in 3rd per. of 3-0 win vs. Anaheim

## TEAM RECORDS - PERIOD

### At Home:

- 83 - 10/30/03 in 3rd per. of 5-3 win vs. Detroit
- 54 - 2/3/07 in 3rd per. of 3-0 win vs. Anaheim
- 40 - 12/23/06 in 3rd per. of 7-0 win vs. Los Angeles

### On Road:

- 99 - 3/20/04 in 3rd per. of 3-1 win at Calgary
- 46 - 3/6/08 in 3rd per. of 6-2 loss at Vancouver
- 36 - 3/11/06 in 1st per. of 3-2 loss at San Jose

### MOST PENALTY MINUTES BY BOTH TEAMS

- 140 - 3/20/04 in 3rd per. of 3-1 win at Calgary (CGY 99, NSH 41)
- 138 - 10/30/03 in 3rd per. of 5-3 win vs. Detroit (DET 83, NSH 55)
- 94 - 3/6/08 in 3rd per. of 6-2 loss at Vancouver (NSH 48, VAN 46)

### At Home:

- 138 - 10/30/03 in 3rd per. of 5-3 win vs. Detroit (DET 83, NSH 55)
- 88 - 2/3/07 in 3rd per. of 3-0 win vs. Anaheim (ANA 54, NSH 34)
- 82 - 10/25/05 in 3rd per. of 5-3 win vs. Chicago (NSH 51, CHI 31)

### On Road:

- 140 - 3/20/04 in 3rd per. of 3-1 win at Calgary (CGY 99, NSH 41)
- 94 - 3/6/08 in 3rd per. of 6-2 loss at Vancouver (NSH 48, VAN 46)
- 66 - 3/11/06 in 1st per. of 3-2 loss at San Jose (S.J 36, NSH 30)

### SHOTS

#### MOST SHOTS

- 23 - 2/28/04 in 2nd per. of 2-1 win vs. NY Rangers
- 22 - 3/9/06 in 3rd per. of 3-2 win at Vancouver
- 1/8/00 in 1st per. of 6-3 win vs. Chicago

### At Home:

- 23 - 2/28/04 in 2nd per. of 2-1 win vs. NY Rangers
- 22 - 1/8/00 in 1st per. of 6-3 win vs. Chicago
- 21 - Three times, last 1/21/06 in 3rd per. of 7-2 win vs. Columbus

### On Road:

- 22 - 3/9/06 in 3rd per. of 3-2 win at Vancouver
- 20 - Three times, last 12/1/07 in 3rd per. of 5-4 win at Montreal

#### MOST SHOTS AGAINST

- 27 - 10/21/98 in 2nd per. of 5-2 loss at Detroit
- 24 - 3/6/08 in 1st per. of 6-2 loss at Vancouver
- 22 - Four times, last 1/13/07 in 3rd per. of 4-1 win at Columbus

### At Home:

- 22 - 11/24/05 in 3rd per. of 4-3 win vs. Los Angeles
- 11/15/05 in 2nd per. of 3-2 win vs. Los Angeles
- 21 - Four times, last 2/4/06 in 3rd per. of 6-0 win vs. Chicago

### On Road:

- 27 - 10/21/98 in 2nd per. of 5-2 loss at Detroit
- 24 - 3/6/08 in 1st per. of 6-2 loss at Vancouver
- 22 - 1/13/07 in 3rd per. of 4-1 win at Columbus
- 11/30/06 in 2nd per. of 5-4 win at St. Louis

#### MOST SHOTS BY BOTH TEAMS

- 33 - 3/6/08 in 1st per. of 6-2 loss at Vancouver (VAN 24, NSH 9)
- 10/19/00 in 1st per. of 2-1 win at Detroit (DET 18, NSH 15)
- 32 - Six times, last 2/9/06 in 2nd per. of 3-2 loss vs. Detroit (DET 17, NSH 15)

### At Home:

- 32 - 2/9/06 in 2nd per. of 3-2 loss vs. Detroit (DET 17, NSH 15)
- 1/13/00 in 3rd per. of 4-3 loss vs. Vancouver (NSH 18, VAN 14)
- 10/13/99 in 1st per. of 5-1 loss vs. San Jose (NSH 20, S.J 12)

### On Road:

- 33 - 3/6/08 in 1st per. of 6-2 loss at Vancouver (VAN 24, NSH 9)
- 10/19/00 in 1st per. of 2-1 win at Detroit (DET 18, NSH 15)
- 32 - 11/8/03 in 3rd per. of 4-3 win at Detroit (NSH 20, DET 12)
- 12/16/98 in 2nd per. of 6-1 loss at Anaheim (ANA 18, NSH 14)
- 10/21/98 in 2nd per. of 5-2 loss at Detroit (DET 27, NSH 5)

#### FEWEST SHOTS

- 1 - 3/12/02 in 2nd per. of 5-0 loss vs. Vancouver
- 12/15/99 in 2nd per. of 3-2 loss at Florida
- 11/22/99 in 3rd per. of 3-2 loss at St. Louis

### At Home:

- 1 - 3/12/02 in 2nd per. of 5-0 loss vs. Vancouver
- 2 - Nine times, last 2/7/08 in 2nd per. of 2-1 OT loss vs. Tampa Bay

### On Road:

- 1 - 12/15/99 in 2nd per. of 3-2 loss at Florida
- 11/22/99 in 3rd per. of 3-2 loss at St. Louis
- 2 - 27 times, last 2/9/08 in 2nd per. of 4-3 loss at San Jose

#### FEWEST SHOTS AGAINST

- 0 - 2/16/08 in 3rd per. of 2-1 OT win vs. St. Louis
- 1 - Four times, last 2/1/06 in 3rd per. of 2-1 loss at Dallas

### At Home:

- 0 - 2/16/08 in 3rd per. of 2-1 OT win vs. St. Louis
- 2 - Four times, last 1/17/04 in 1st per. of 2-1 win vs. Edmonton

### On Road:

- 1 - Four times, last 2/1/06 in 3rd per. of 2-1 loss at Dallas

#### FEWEST SHOTS BY BOTH TEAMS

- 5 - 3/5/02 in 1st per. of 2-0 win at San Jose (NSH 3, S.J 2)
- 7 - Five times, last 12/20/06 in 1st per. of 2-1 win at Chicago (CHI 4, NSH 3)

### At Home:

- 9 - 2/26/04 in 1st per. of 4-0 win vs. Minnesota (NSH 5, MIN 4)
- 12/20/03 in 3rd per. of 1-0 win vs. Detroit (DET 6, NSH 3)
- 10 - 14 times, last 12/6/07 in 2nd per. of 5-2 loss vs. Vancouver (VAN 7, NSH 3)

### On Road:

- 5 - 3/5/02 in 1st per. of 2-0 win at San Jose (NSH 3, S.J 2)
- 7 - Five times, last 12/20/06 in 1st per. of 2-1 win at Chicago (CHI 4, NSH 3)

#### LARGEST SHOT ADVANTAGE

- 16 - 3/9/06 in 3rd per. of 3-2 win at Vancouver (NSH 22, VAN 6)
- 2/28/04 in 2nd per. of 2-1 win vs. NY Rangers (NSH 23, NYR 7)
- 15 - Three times, last 12/1/07 in 3rd per. of 5-4 win at Montreal (NSH 20, MTL 5)

### At Home:

- 16 - 2/28/04 in 2nd per. of 2-1 win vs. NY Rangers (NSH 23, NYR 7)
- 15 - 11/27/02 in 3rd per. of 4-2 win vs. San Jose (NSH 21, S.J 6)
- 14 - 1/8/00 in 1st per. of 6-3 win vs. Chicago (NSH 22, CHI 8)

### On Road:

- 16 - 3/9/06 in 3rd per. of 3-2 win at Vancouver (NSH 22, VAN 6)
- 15 - 12/1/07 in 3rd per. of 5-4 win at Montreal (NSH 20, MTL 5)
- 3/23/03 in 2nd per. of 3-2 loss at Edmonton (NSH 20, EDM 5)

#### LARGEST SHOT DEFICIT

- 22 - 10/21/98 in 2nd per. of 5-2 loss at Detroit (DET 27, NSH 5)
- 19 - 11/5/05 in 3rd per. of 3-2 loss at Los Angeles (L.A 21, NSH 2)
- 18 - 1/13/07 in 3rd per. of 4-1 win at Columbus (CBJ 22, NSH 4)
- 2/8/06 in 2nd per. of 6-0 loss at Detroit (DET 20, NSH 2)

### At Home:

- 17 - 3/11/08 in 2nd per. of 2-1 loss vs. San Jose (S.J 20, NSH 3)
- 15 - 11/24/05 in 3rd per. of 4-3 win vs. Los Angeles (L.A 22, NSH 7)
- 14 - Seven times, last 3/25/08 in 2nd per. of 3-0 win vs. Columbus (CBJ 19, NSH 5)

### On Road:

- 22 - 10/21/98 in 2nd per. of 5-2 loss at Detroit (DET 27, NSH 5)
- 19 - 11/5/05 in 3rd per. of 3-2 loss at Los Angeles (L.A 21, NSH 2)
- 18 - 1/13/07 in 3rd per. of 4-1 win at Columbus (CBJ 22, NSH 4)
- 2/8/06 in 2nd per. of 6-0 loss at Detroit (DET 20, NSH 2)

## INDIVIDUAL RECORDS - CAREER

## GAMES PLAYED

## MOST GAMES PLAYED

- 573 - Kimmo Timonen, 1998-07
  - 549 - David Legwand, 1999-08
  - 502 - Greg Johnson, 1998-06
- MOST CONSECUTIVE GAMES PLAYED**
- 269 - Karlis Skarstins, 2/21/00-4/6/03
  - 251 - Greg Johnson, 10/2/99-10/19/02
  - 245 - Bill Houlder, 10/8/00-4/6/03
  - Tom Fitzgerald, 12/30/98-12/15/01

## GOALS

## MOST GOALS

- 121 - David Legwand, 1999-08
- 96 - Scott Walker, 1998-06
- 93 - Scott Hartnell, 2000-07
- Greg Johnson, 1998-06

## By Left Wing

- 93 - Scott Hartnell, 2000-07
- 62 - Steve Sullivan, 2004-07
- 55 - Paul Kariya, 2005-07

## By Center

- 121 - David Legwand, 1999-08
- 93 - Greg Johnson, 1998-06
- 81 - Cliff Ronning, 1998-02

## By Right Wing

- 96 - Scott Walker, 1998-06
- 85 - Martin Erat, 2001-08
- 50 - J.P. Dumont, 2006-08

## By Defenseman

- 79 - Kimmo Timonen, 1998-07
- 35 - Marek Zidlicky, 2003-08
- 34 - Andy Delmore, 2001-03

## MOST GAME-WINNING GOALS

- 28 - David Legwand, 1999-08
- 19 - Scott Hartnell, 2000-07
- 14 - Greg Johnson, 1998-06
- Martin Erat, 2001-08

## By Defenseman

- 10 - Kimmo Timonen, 1998-07
- 9 - Andy Delmore, 2001-03
- 7 - Dan Hamhuis, 2003-08

## MOST GAME-TYING GOALS

- 3 - Sergei Krivokrasov, 1998-00
- 2 - Denis Arhipov, 2000-04
- Cliff Ronning, 1998-02
- Scott Walker, 1998-06

## ASSISTS

## MOST ASSISTS

- 222 - Kimmo Timonen, 1998-07
- 206 - David Legwand, 1999-08
- 168 - Martin Erat, 2001-08

## By Left Wing

- 118 - Scott Hartnell, 2000-07
- 106 - Paul Kariya, 2005-07
- 96 - Steve Sullivan, 2004-07

## By Center

- 206 - David Legwand, 1999-08
- 145 - Greg Johnson, 1998-06
- Cliff Ronning, 1998-02

## By Right Wing

- 168 - Martin Erat, 2001-08
- 151 - Scott Walker, 1998-06
- 88 - J.P. Dumont, 2006-08

## By Defenseman

- 222 - Kimmo Timonen, 1998-07
- 140 - Marek Zidlicky, 2003-08
- 87 - Dan Hamhuis, 2003-08

## POINTS

## MOST POINTS

- 327 - David Legwand (121g-206a), 1999-08
- 301 - Kimmo Timonen (79g-222a), 1998-07
- 253 - Martin Erat (85g-168a), 1998-08

## By Left Wing

- 211 - Scott Hartnell (93g-118a), 2000-07
- 161 - Paul Kariya (55g-106a), 2005-07
- 158 - Steve Sullivan (62g-96a), 2004-07

## By Center

- 327 - David Legwand (121g-206a), 1999-08
- 238 - Greg Johnson (93g-145a), 1998-06
- 226 - Cliff Ronning (81g-145a), 1998-02

## By Right Wing

- 253 - Martin Erat (85g-168a), 1998-08
- 247 - Scott Walker (96g-151a), 1998-06
- 138 - J.P. Dumont (50g-88a), 2006-08

## By Defenseman

- 301 - Kimmo Timonen (79g-222a), 1998-07
- 175 - Marek Zidlicky (35g-140a), 2003-08
- 111 - Dan Hamhuis (24g-87a), 2003-08

## SPECIAL TEAMS

## MOST POWER PLAY GOALS

- 46 - Kimmo Timonen, 1998-07
- 30 - Scott Hartnell, 2000-07
- 27 - Scott Walker, 1998-06

## By Defenseman

- 46 - Kimmo Timonen, 1998-07
- 25 - Andy Delmore, 2001-03
- Marek Zidlicky, 2003-08

## MOST POWER PLAY POINTS

- 182 - Kimmo Timonen (46g-136a), 1998-07
- 99 - Marek Zidlicky (25g-74a), 2003-08
- 97 - Cliff Ronning (25g-72a), 1998-02

## By Defenseman

- 182 - Kimmo Timonen (46g-136a), 1998-07
- 99 - Marek Zidlicky (25g-74a), 2003-08

## MOST SHORTHANDED GOALS

- 11 - Greg Johnson, 1998-06
- 8 - Scott Walker, 1998-06
- 7 - Steve Sullivan, 2004-07

## MOST SHORTHANDED POINTS

- 17 - Greg Johnson (11g-6a), 1998-06
- 13 - Scott Walker (8g-5a), 1998-06
- 12 - Tom Fitzgerald (6g-6a), 1998-02

## SHOTS

## MOST SHOTS

- 1144 - David Legwand, 1999-08
  - 1078 - Kimmo Timonen, 1998-07
  - 990 - Scott Hartnell, 2000-07
- By Defenseman**
- 1078 - Kimmo Timonen, 1998-07
  - 492 - Marek Zidlicky, 2003-08
  - 461 - Dan Hamhuis, 2003-08

## PENALTY MINUTES

## MOST PENALTY MINUTES

- 544 - Scott Hartnell, 2000-07
- 465 - Scott Walker, 1998-06
- 408 - Jordin Tootoo, 2003-08

## By Defenseman

- 370 - Cale Hulse, 2000-03
- 348 - Kimmo Timonen, 1998-07
- 327 - Drake Berehowsky, 1998-01

## GOALTENDING

## MOST GAMES PLAYED

- 383 - Tomas Vokoun, 1998-07
- 217 - Mike Dunham, 1998-03
- 135 - Chris Mason, 1998-01, 2003-08

## MOST MINUTES PLAYED

- 21789 - Tomas Vokoun, 1998-07
- 12494 - Mike Dunham, 1998-03
- 7132 - Chris Mason, 1998-01, 2003-08

## MOST WINS

- 161 - Tomas Vokoun, 1998-07
- 81 - Mike Dunham, 1998-03
- 58 - Chris Mason, 1998-01, 2003-08

## MOST LOSSES

- 159 - Tomas Vokoun, 1998-07
- 104 - Mike Dunham, 1998-03
- 43 - Chris Mason, 1998-01, 2003-08

## MOST TIES

- 35 - Tomas Vokoun, 1998-07
- 24 - Mike Dunham, 1998-03
- 1 - Chris Mason, 1998-01, 2003-08

## MOST GOALS ALLOWED

- 922 - Tomas Vokoun, 1998-07
- 567 - Mike Dunham, 1998-03
- 310 - Chris Mason, 1998-01, 2003-08

## LOWEST GOALS-AGAINST AVERAGE (min. 52 games)

- 2.54 - Tomas Vokoun, 1998-07
- 2.61 - Chris Mason, 1998-01, 2003-08
- 2.72 - Mike Dunham, 1998-03

## INDIVIDUAL RECORDS - CAREER / SEASON

### HIGHEST SAVE PERCENTAGE

(min. 52 games)

- .913 - Tomas Vokoun, 1998-07
- Chris Mason, 1998-01, 2003-08
- .910 - Mike Dunham, 1998-03

### MOST SHUTOUTS

- 21 - Tomas Vokoun, 1998-07
- 12 - Chris Mason, 1998-01, 2003-08
- 8 - Mike Dunham, 1998-03

### MOST GOALS

- 1 - Chris Mason, 1998-01, 2003-08

### MOST ASSISTS

- 9 - Tomas Vokoun, 1998-07
- 2 - Mike Dunham, 1998-03
- Chris Mason, 1998-01, 2003-08

### MOST POINTS

- 9 - Tomas Vokoun (9a), 1998-07
- 3 - Chris Mason (1g-2a), 1998-01, 2003-08
- 2 - Mike Dunham (2a), 1998-03

### MOST PENALTY MINUTES

- 111 - Tomas Vokoun, 1998-07
- 14 - Mike Dunham, 1999-02
- 8 - Chris Mason, 1998-01, 2003-08

## Individual Records - Season

### GAMES PLAYED

#### MOST GAMES PLAYED

- 82 - 27 tied with

#### By Defenseman

- 82 - 11 tied with

#### By Rookie

- 80 - Dan Hamhuis, 2003-04
- Martin Erat, 2001-02
- 79 - Adam Hall, 2002-03

### GOALS

#### MOST GOALS

- 31 - Paul Kariya, 2005-06
- Steve Sullivan, 2005-06
- 29 - J.P. Dumont, 2007-08
- 28 - Jason Arnott, 2007-08

#### By Left Wing

- 31 - Paul Kariya, 2005-06
- Steve Sullivan, 2005-06
- 25 - Scott Hartnell, 2005-06

#### By Center

- 28 - Jason Arnott, 2007-08
- 27 - Jason Arnott, 2006-07
- David Legwand, 2006-07

#### By Right Wing

- 29 - J.P. Dumont, 2007-08
- 26 - Alexander Radulov, 2007-08
- 25 - Sergei Krivokrasov, 1998-99
- Scott Walker, 2003-04
- Scott Walker, 2000-01

#### By Defenseman

- 18 - Andy Delmore, 2002-03
- 17 - Shea Weber, 2006-07
- 16 - Andy Delmore, 2001-02

#### By Rookie

- 18 - Alexander Radulov, 2006-07
- 16 - Adam Hall, 2002-03
- 13 - David Legwand, 1999-00

#### MOST GOALS AT HOME

- 21 - David Legwand, 2006-07
- 19 - Jason Arnott, 2007-08
- Alexander Radulov, 2007-08

#### By Defenseman

- 12 - Andy Delmore, 2002-03
- 11 - Shea Weber, 2006-07
- 9 - Kimmo Timonen, 2006-07

### By Rookie

- 10 - Alexander Radulov, 2006-07
- 8 - Adam Hall, 2002-03
- 6 - Marian Cisar, 2000-01

### MOST GOALS ON ROAD

- 18 - Steve Sullivan, 2005-06
- 15 - J.P. Dumont, 2007-08
- Paul Kariya, 2005-06
- 14 - Sergei Krivokrasov, 1998-99

### By Defenseman

- 9 - Andy Delmore, 2001-02
- Kimmo Timonen, 2001-02
- 7 - Kimmo Timonen, 2003-04
- Marek Zidlicky, 2003-04

### By Rookie

- 9 - David Legwand, 1999-00
- 8 - Alexander Radulov, 2006-07
- Adam Hall, 2002-03

### MOST GAME-WINNING GOALS

- 8 - J.P. Dumont, 2007-08
- Scott Hartnell, 2005-06
- 7 - David Legwand, 2006-07
- 6 - Five times, last Martin Erat, 2007-08

### By a Defenseman

- 6 - Andy Delmore, 2002-03
- 4 - Dan Hamhuis, 2003-04
- Marek Zidlicky, 2003-04

### FEWEST GAMES TO 20 GOALS

- 38 - Steve Sullivan, 1/10/06
- 42 - Jason Arnott, 2/3/07
- 49 - Steve Sullivan, 2/3/07

### LONGEST GOAL-SCORING STREAK

- 6 - Alexander Radulov (7g), 1/21-2/2/08
- J.P. Dumont (6g), 12/29/07-1/8/08
- 5 - Steve Sullivan (5g), 12/13-12/21/05
- Greg Johnson (5g), 1/26-2/9/99
- Sergei Krivokrasov (6g), 10/19-10/27/98

### ASSISTS

#### MOST ASSISTS

- 54 - Paul Kariya, 2005-06
- 52 - Paul Kariya, 2006-07
- 45 - J.P. Dumont, 2006-07

#### By Left Wing

- 54 - Paul Kariya, 2005-06
- 52 - Paul Kariya, 2006-07
- 38 - Steve Sullivan, 2006-07

#### By Center

- 44 - Jason Arnott, 2007-08
- 43 - Cliff Ronning, 2000-01
- 36 - David Legwand, 2006-07
- Cliff Ronning, 1999-00

#### By Right Wing

- 45 - J.P. Dumont, 2006-07
- 43 - J.P. Dumont, 2007-08
- 42 - Scott Walker, 2003-04

#### By Defenseman

- 42 - Kimmo Timonen, 2006-07
- 39 - Kimmo Timonen, 2005-06
- Marek Zidlicky, 2003-04

#### By Rookie

- 24 - Martin Erat, 2001-02
- 19 - Alexander Radulov, 2006-07
- Dan Hamhuis, 2003-04

### MOST ASSISTS AT HOME

- 31 - Paul Kariya, 2006-07
- 29 - J.P. Dumont, 2006-07
- 28 - Paul Kariya, 2005-06

#### By Defenseman

- 24 - Kimmo Timonen, 2006-07
- 23 - Marek Zidlicky, 2003-04
- 22 - Marek Zidlicky, 2007-08
- Kimmo Timonen, 2003-04

#### By Rookie

- 14 - Martin Erat, 2001-02
- 13 - Alexander Radulov, 2006-07
- 7 - Three times, last Ville Koistinen, 2007-08

### MOST ASSISTS ON ROAD

- 26 - Paul Kariya, 2005-06
- 23 - Jason Arnott, 2007-08
- 22 - Scott Walker, 2003-04

#### By Defenseman

- 19 - Marek Zidlicky, 2005-06
- 18 - Kimmo Timonen, 2006-07
- Kimmo Timonen, 2005-06

## INDIVIDUAL RECORDS - SEASON

### By Rookie

- 13 - Dan Hamhuis, 2003-04
- 10 - Martin Erat, 2001-02
- Marian Cisar, 2000-01

### LONGEST ASSIST STREAK

- 7 - Kimmo Timonen (8a), 2/23-3/7/03
- Cliff Ronning (10a), 1/6-1/21/00
- 6 - Marek Zidlicky (6a), 3/1-3/11/04
- Scott Hartnell (8a), 1/16-1/27/03

### POINTS

#### MOST POINTS

- 85 - Paul Kariya (31g-54a), 2005-06
- 76 - Paul Kariya (24g-52a), 2006-07
- 72 - J.P. Dumont (29g-43a), 2007-08
- Jason Arnott (28g-44a), 2007-08

### By Left Wing

- 85 - Paul Kariya (31g-54a), 2005-06
- 76 - Paul Kariya (24g-52a), 2006-07
- 68 - Steve Sullivan (31g-37a), 2005-06

### By Center

- 72 - Jason Arnott, (28g-44a), 2007-08
- 63 - David Legwand (27g-36a), 2006-07
- 62 - Cliff Ronning (26g-36a), 1999-00
- Cliff Ronning (19g-43a), 2000-01

### By Right Wing

- 72 - J.P. Dumont (29g-43a), 2007-08
- 67 - Scott Walker (25g-42a), 2003-04
- 66 - J.P. Dumont (21g-45a), 2006-07

### By Defenseman

- 55 - Kimmo Timonen (13g-42a), 2006-07
- 53 - Marek Zidlicky (14g-39a), 2003-04
- 50 - Kimmo Timonen (11g-39a), 2005-06

### By Rookie

- 37 - Alexander Radulov (18g-19a), 2006-07
- 33 - Martin Erat (9g-24a), 2001-02
- 28 - Adam Hall (16g-12a), 2002-03
- David Legwand (13g-15a), 1999-00

### MOST POINTS AT HOME

- 44 - Paul Kariya (16g-28a), 2005-06
- 43 - J.P. Dumont (14g-29a), 2006-07
- Paul Kariya (12g-31a), 2006-07

### By Defenseman

- 33 - Kimmo Timonen (9g-24a), 2006-07
- 30 - Marek Zidlicky (7g-30a), 2003-04
- 28 - Kimmo Timonen (7g-21a), 2005-06

### By Rookie

- 23 - Alexander Radulov (10g-13a), 2006-07
- 18 - Martin Erat (4g-14a), 2001-02
- 13 - Adam Hall (8g-5a), 2002-03

### MOST POINTS ON ROAD

- 41 - Paul Kariya (15g-26a), 2005-06
- 35 - Steve Sullivan (18g-17a), 2005-06
- 33 - Three times, last Paul Kariya (12g-21a), 2006-07

### By Defenseman

- 25 - Marek Zidlicky (6g-19a), 2005-06
- 23 - Andy Delmore (9g-14a), 2001-02
- Kimmo Timonen (9g-14a), 2001-02
- Marek Zidlicky (7g-16a), 2003-04

### By Rookie

- 18 - David Legwand (9g-9a), 1999-00
- 16 - Marian Cisar (6g-10a), 2000-01
- Dan Hamhuis (3g-13a), 2003-04

### LONGEST POINTS STREAK

- 16 - J.P. Dumont (8g-14a), 12/29/07-1/31/08
- 10 - Steve Sullivan (6g-8a), 1/13-2/3/07
- Steve Sullivan (5g-12a), 3/7-3/25/06
- 8 - four times, last Alexander Radulov, (8g-2a), 1/21/08-2/7/08

### MOST POINTS IN TWO CONSECUTIVE GAMES

- 7 - Scott Walker (2g-5a), 2/18-2/20/04
- 6 - 12 times, last Martin Erat (3g-3a), 11/12-11/15/07

### MOST POINTS IN THREE CONSECUTIVE GAMES

- 10 - Steve Sullivan (5g-5a), 2/18-2/21/04
- Scott Walker (2g-8a), 2/18-2/21/04
- 8 - Kimmo Timonen (1g-7a), 12/12-12/20/01
- Sebastien Bordeleau (2g-6a), 3/7-3/12/99

### SPECIAL TEAMS

#### MOST POWER-PLAY GOALS

- 14 - Andy Delmore, 2002-03
- Paul Kariya, 2005-06
- 13 - Jason Arnott, 2007-08
- Steve Sullivan, 2005-06

### By Defenseman

- 14 - Andy Delmore, 2002-03
- 11 - Andy Delmore, 2001-02
- 10 - Marek Zidlicky, 2005-06

### By Rookie

- 8 - Adam Hall, 2002-03
- 5 - Alexander Radulov, 2006-07
- Marian Cisar, 2000-01

### MOST POWER-PLAY POINTS

- 46 - Paul Kariya (14g-32a), 2005-06
- 38 - Kimmo Timonen (8g-30a), 2005-06
- 35 - Marek Zidlicky (9g-26a), 2003-04

### By Defenseman

- 38 - Kimmo Timonen (8g-30a), 2005-06
- 35 - Marek Zidlicky (9g-26a), 2003-04
- 30 - Kimmo Timonen (8g-22a), 2003-04

### By a Rookie

- 12 - Adam Hall (8g-4a), 2002-03
- 11 - Ville Koistinen (2g-9a), 2007-08
- Alexander Radulov (5g-6a), 2006-07
- Randy Robitaille (2g-9a), 1999-00

### MOST SHORTHANDED GOALS

- 4 - Greg Johnson, 2005-06
- Greg Johnson, 2003-04
- Steve Sullivan, 2005-06

### MOST SHORTHANDED POINTS

- 6 - Greg Johnson (4g-2a), 2003-04
- 5 - Jerred Smithson (2g-3a), 2007-08
- Scott Walker (3g-2a), 2003-04
- Scott Walker (3g-2a), 2000-01

### SHOTS

#### MOST SHOTS

- 248 - Jason Arnott, 2007-08
- Cliff Ronning, 1999-00
- 245 - Paul Kariya, 2005-06
- 239 - Cliff Ronning, 1998-99

### By Defenseman

- 180 - Kimmo Timonen, 2003-04
- 175 - Andy Delmore, 2001-02
- 156 - Kimmo Timonen, 2005-06

### By Rookie

- 146 - Adam Hall, 2002-03
- 115 - Dan Hamhuis, 2003-04
- 113 - Randy Robitaille, 1999-00

### PENALTY MINUTES

#### MOST PENALTY MINUTES

- 242 - Patrick Cote, 1998-99
- 218 - Denny Lambert, 1998-99
- 163 - Darcy Hordichuk, 2005-06

### By Defenseman

- 140 - Drake Berehowsky, 1998-99
- 137 - Bob Boughner, 1998-99
- 128 - Cale Hulse, 2000-01

### By Rookie

- 242 - Patrick Cote, 1998-99
- 137 - Jordin Tootoo, 2003-04
- 74 - Nathan Perrott, 2001-02

### PLUS/MINUS

#### HIGHEST PLUS/MINUS

- +23 - David Legwand, 2006-07
- +20 - Kimmo Timonen, 2006-07
- +19 - Three times, last Jason Arnott, 2007-08

### By Defenseman

- +20 - Kimmo Timonen, 2006-07
- +16 - Greg Zanon, 2006-07
- Mark Eaton, 2003-04

### By Rookie

- +19 - Alexander Radulov, 2006-07
- +13 - Ville Koistinen, 2007-08
- +8 - Shea Weber, 2005-06

### GOALTENDING

#### MOST GAMES PLAYED

- 73 - Tomas Vokoun, 2003-04
- 69 - Tomas Vokoun, 2002-03
- 61 - Tomas Vokoun, 2005-06

### By Rookie

- 37 - Tomas Vokoun, 1998-99
- 3 - Jan Lasak, 2002-03
- Jan Lasak, 2001-02
- Chris Mason, 1998-99

## INDIVIDUAL RECORDS - SEASON

### MOST CONSECUTIVE GAMES PLAYED

- 38 - Tomas Vokoun, 1/16-4/6/03
- 22 - Chris Mason, 11/23/06-1/6/07
- 21 - Tomas Vokoun, 11/24/03-1/6/04

### MOST CONSECUTIVE STARTS

- 38 - Tomas Vokoun, 1/16-4/6/03
- 21 - Chris Mason, 11/25/06-1/6/07
- Tomas Vokoun, 11/24/03-1/6/04

### MOST MINUTES PLAYED

- 4221 - Tomas Vokoun, 2003-04
- 3974 - Tomas Vokoun, 2002-03
- 3601 - Tomas Vokoun, 2005-06

### By Rookie

- 1954 - Tomas Vokoun, 1998-99
- 177 - Jan Lasak, 2001-02
- 90 - Jan Lasak, 2002-03

### MOST WINS

- 36 - Tomas Vokoun, 2005-06
- 34 - Tomas Vokoun, 2003-04
- 27 - Tomas Vokoun, 2006-07

### By Rookie

- 12 - Tomas Vokoun, 1998-99
- 1 - Pekka Rinne, 2005-06

### MOST CONSECUTIVE WINS

- 7 - Tomas Vokoun, 10/5-10/25/05
- Tomas Vokoun, 11/21-12/4/03
- 6 - Dan Ellis, 10/25-12/1/07
- Chris Mason, 4/6-4/18/06

### MOST CONSECUTIVE GAMES UNBEATEN

- 7 - Tomas Vokoun (7-0-0), 10/5-10/25/05
- Tomas Vokoun (7-0-0), 11/21-12/4/03
- Mike Dunham (4-0-3), 12/6-12/23/01

### MOST LOSSES

- 31 - Tomas Vokoun, 2002-03
- 29 - Tomas Vokoun, 2003-04
- 27 - Mike Dunham, 1999-00

### MOST OVERTIME LOSSES

- 7 - Tomas Vokoun, 2005-06
- 6 - Chris Mason, 2007-08
- 5 - Mike Dunham, 1999-00
- Tomas Vokoun, 2002-03

### MOST CONSECUTIVE LOSSES

- 7 - Chris Mason, 10/10-10/30/07
- 6 - Tomas Vokoun, 3/27-4/6/03
- Tomas Vokoun, 10/2-12/11/99
- Eric Fichaud, 10/24/98-1/1/99

### MOST TIES

- 11 - Tomas Vokoun, 2002-03
- 10 - Tomas Vokoun, 2003-04
- 9 - Mike Dunham, 2001-02

### MOST GOALS ALLOWED

- 178 - Tomas Vokoun, 2003-04
- 160 - Tomas Vokoun, 2005-06
- 146 - Tomas Vokoun, 2002-03
- Mike Dunham, 1999-00

### LOWEST GOALS-AGAINST AVERAGE

- (min. 26 games)
- 2.20 - Tomas Vokoun, 2002-03
- 2.28 - Mike Dunham, 2000-01
- 2.34 - Dan Ellis, 2007-08

### By Rookie

- 2.95 - Tomas Vokoun, 1998-99

### HIGHEST SAVE PERCENTAGE

- (min. 26 games)
- .925 - Chris Mason, 2006-07
- .924 - Dan Ellis, 2007-08 (led NHL)
- .923 - Mike Dunham, 2000-01

### By Rookie

- .908 - Tomas Vokoun, 1998-99

### MOST SHUTOUTS

- 6 - Dan Ellis, 2007-08
- 5 - Chris Mason, 2006-07
- Tomas Vokoun, 2006-07
- 4 - Three times, last
- Chris Mason, 2007-08

### By a Rookie

- 1 - Tomas Vokoun, 1998-99

### LONGEST SHUTOUT STREAK

- 233:39 - Dan Ellis, 3/22/08-3/30/08
- 143:00 - Chris Mason, 4/8-4/13/06
- 141:37 - Chris Mason, 1/10-1/25/04

### MOST GOALS

- 1 - Chris Mason, 2005-06

### MOST ASSISTS

- 2 - Four times, last
- Tomas Vokoun, 2006-07

### MOST POINTS

- 2 - Four times, last
- Tomas Vokoun (2a), 2006-07

### MOST PENALTY MINUTES

- 35 - Tomas Vokoun, 2003-04
- 28 - Tomas Vokoun, 2002-03
- 26 - Tomas Vokoun, 2005-06



## INDIVIDUAL RECORDS - GAME

### GOALS

#### MOST GOALS

- 3 - 15 times, last Martin Erat, 3/4/08 at Edmonton

#### By Defenseman

- 2 - 16 times, last Kimmo Timonen, 3/17/07 vs. Dallas

#### By Goaltender

- 1 - Chris Mason, 4/15/06 vs. Phoenix

#### MOST GOALS AGAINST

- 3 - 21 times, last Jonathan Cheechoo, 2/9/08 at San Jose

### ASSISTS

#### MOST ASSISTS

- 5 - Marek Zidlicky, 2/18/04 vs. San Jose
- 4 - Mike Sillinger, 3/18/06 vs. Calgary
- Dan Hamhuis, 3/4/04 at Pittsburgh

#### By Defenseman

- 5 - Marek Zidlicky, 2/18/04 vs. San Jose
- 4 - Dan Hamhuis, 3/4/04 at Pittsburgh
- 3 - 12 times, last Marek Zidlicky, 2/27/08 at Buffalo

#### By Rookie

- 4 - Dan Hamhuis, 3/4/04 at Pittsburgh
- 3 - Alexander Radulov, 12/23/06 vs. Los Angeles
- 2 - 18 times, last Ville Koistinen, 12/27/07 vs. Columbus

#### By Rookie in his NHL debut

- 1 - Eight times, last Rich Peverley, 3/4/07 at Anaheim

#### By Goaltender

- 1 - 14 times, last Chris Mason, 11/12/07 at Columbus

#### MOST ASSISTS BY OPPONENT

- 5 - Peter Forsberg, 1/1/03 vs. Colorado
- Wayne Gretzky, 2/15/99 vs. NY Rangers
- 4 - Five times, last Tony Lydman, 2/27/08 at Buffalo

### POINTS

#### MOST POINTS

- 5 - Dan Hamhuis (1g-4a), 3/4/04 at Pittsburgh
- Marek Zidlicky (5a), 2/18/04 vs. San Jose
- 4 - 21 times, last Jason Arnott (3g-1a), 12/22/07 vs. Los Angeles

#### By Defenseman

- 5 - Dan Hamhuis (1g-4a), 3/4/04 at Pittsburgh
- Marek Zidlicky (5a), 2/18/04 vs. San Jose
- 4 - Kimmo Timonen (1g-3a), 12/20/01 vs. Vancouver

#### By Rookie

- 5 - Dan Hamhuis (1g-4a), 3/4/04 at Pittsburgh
- 3 - Ville Koistinen (1g-2a), 12/27/07 vs. Columbus

- Alexander Radulov (3a), 12/23/06 vs. Los Angeles
- Bubba Berenzweig (1g-2a), 12/30/01 vs. Detroit

#### By Rookie in his NHL debut

- 1 - Eight times, last Rich Peverley (1a), 3/4/07 at Anaheim

#### By Goaltender

- 1 - 15 times, last Chris Mason (1a), 11/12/07 at Columbus

#### MOST POINTS BY OPPONENT

- 6 - Peter Forsberg (1g-5a), 1/1/03 vs. Colorado
- 5 - Milan Hejduk (2g-3a), 1/1/03 vs. Colorado
- Wayne Gretzky (5a), 2/15/99 vs. NY Rangers

### SPECIAL TEAMS

#### MOST POWER PLAY GOALS

- 3 - Steve Sullivan, 2/18/04 vs. San Jose
- 2 - 22 times, last Jason Arnott, 12/22/07 vs. Los Angeles

#### MOST POWER PLAY GOALS AGAINST

- 3 - Tomas Holmstrom, 2/24/07 vs. Detroit
- 2 - 14 times, last Johan Franzen, 3/9/08 at Detroit

#### MOST SHORTHANDED GOALS

- 2 - Scott Nichol, 1/19/08 at St. Louis

#### MOST SHORTHANDED GOALS AGAINST

- 1 - 74 times, last Adam Burish, 4/4/08 at Chicago

### SHOTS

#### MOST SHOTS

- 12 - Jason Arnott, 12/4/07 at Toronto
- 10 - Jason Arnott, 2/27/08 at Buffalo
- Shea Weber, 2/21/08 vs. Vancouver
- 9 - Seven times, last Jason Arnott, 3/22/08 vs. Chicago

#### By Defenseman

- 10 - Shea Weber, 2/21/08 vs. Vancouver
- 8 - Kimmo Timonen, 2/28/04 vs. NY Rangers
- Andy Delmore, 2/8/03 vs. Columbus

#### By Rookie

- 9 - Adam Hall, 1/1/03 vs. Colorado
- 7 - Ville Koistinen, 12/27/07 vs. Columbus
- 6 - Shea Weber, 4/6/06 at St. Louis
- Marian Cisar, 1/23/01 vs. Atlanta
- Randy Robitaille, 1/31/00 at NY Rangers

#### MOST SHOTS BY OPPONENT

- 10 - Four times, last Henrik Zetterberg, 2/24/07 vs. Detroit

### PENALTY MINUTES

#### MOST PENALTY MINUTES

- 35 - Jeremy Stevenson, 10/25/05 vs. Chicago
- 27 - Scott Nichol, 12/21/06 vs. Buffalo
- Darcy Hordichuk, 11/24/05 vs. Los Angeles

#### By Defenseman

- 25 - Greg de Vries, 3/6/08 at Vancouver
- 22 - Jamie Allison, 10/25/05 vs. Chicago
- 18 - Brendan Witt, 4/15/06 vs. Phoenix

#### By Rookie

- 19 - Marian Cisar, 1/29/01 at Phoenix
- 17 - Four times, last Jordin Tootoo, 12/22/03 vs. Phoenix

#### MOST PENALTY MINUTES BY OPPONENT

- 34 - Krzysztof Oliwa, 3/20/04 at Calgary
- Steve Yzerman, 10/30/03 vs. Detroit
- 32 - Kevin Bieksa, 3/6/08 at Vancouver
- 30 - Kirk Maltby, 10/30/03 vs. Detroit

### GOALTENDING

#### MOST SAVES

- 52 - Mike Dunham, 10/21/98 at Detroit
- 50 - Tomas Vokoun, 12/23/98 vs. Detroit
- 47 - Tomas Vokoun, 11/26/99 at Washington

#### MOST GOALS ALLOWED

- 7 - Four times, last Tomas Vokoun, 10/5/06 vs. Chicago

#### MOST PENALTY MINUTES

- 17 - Tomas Vokoun, 3/20/04 at Calgary
- 14 - Tomas Vokoun, 1/16/03 at Calgary
- 12 - Tomas Vokoun, 1/13/06 at Carolina

#### MOST SAVES AGAINST

- 51 - Steve Shields, 10/14/99 vs. San Jose
- 49 - Roberto Luongo, 2/21/08 vs. Vancouver
- 48 - Garth Snow, 1/13/00 vs. Vancouver

## TEAM HISTORY & RECORDS

### INDIVIDUAL RECORDS - PERIOD

#### GOALS

##### **MOST GOALS**

- 3 - Steve Sullivan, 12/14/06 vs. Ottawa (2nd per.)
- Rob Valicevic, 11/10/99 at Chicago (1st per.)

##### **MOST GOALS AGAINST**

- 2 - 56 times, last Pavel Datsyuk, 3/20/08 vs. Detroit (3rd per.)

#### ASSISTS

##### **MOST ASSISTS**

- 3 - 10 times, last Peter Forsberg, 3/3/07 at Los Angeles (3rd per.)

##### **MOST ASSISTS BY OPPONENT**

- 4 - Paul Kariya, 12/16/98 at Anaheim (2nd per.)

#### POINTS

##### **MOST POINTS**

- 3 - 24 times, last David Legwand (1g-2a), 12/1/07 at Montreal (3rd per.)

##### **MOST POINTS AGAINST**

- 4 - Paul Kariya (4a), 12/16/98 at Anaheim (2nd per.)
- 3 - 12 times, last Pavel Datsyuk (3a), 1/17/07 at Detroit (2nd per.)

#### SPECIAL TEAMS

##### **MOST POWER PLAY GOALS**

- 2 - Eight times, last Jason Arnott, 11/18/06 vs. Columbus (2nd per.)

##### **MOST POWER PLAY GOALS AGAINST**

- 2 - Four times, last Tomas Holmstrom, 2/24/07 vs. Detroit (2nd per.)

##### **MOST SHORTHANDED GOALS**

- 2 - Scott Nichol, 1/19/08 at St. Louis (2nd per.)

##### **MOST SHORTHANDED GOALS AGAINST**

- 1 - 74 times, last Adam Burish, 4/4/08 at Chicago (1st per.)

#### SHOTS

##### **MOST SHOTS**

- 7 - Jason Arnott, 12/4/07 at Toronto (3rd per.)

##### **MOST SHOTS AGAINST**

- 7 - Henrik Zetterberg, 2/24/07 vs. Detroit (2nd per.)
- Rob Blake, 3/4/99 at Los Angeles (3rd per.)
- Andreas Johansson, 10/17/98 at Ottawa (1st per.)

#### PENALTY MINUTES

##### **MOST PENALTY MINUTES**

- 30 - Jeremy Stevenson, 10/25/05 vs. Chicago (3rd per.)
- 27 - Scott Nichol, 12/21/06 vs. Buffalo (3rd per.)
- Darcy Hordichuk, 11/24/05 vs. Los Angeles (3rd per.)

##### **MOST PENALTY MINUTES, OPPONENT**

- 34 - Krzysztof Oliwa, 3/20/04 at Calgary (3rd per.)
- 32 - Kevin Bieksa, 3/6/08 at Vancouver (3rd per.)
- 27 - Todd Simpson, 12/21/05 at Chicago (3rd per.)
- Sylvain Blouin, 3/31/01 vs. Minnesota (3rd per.)

#### GOALTENDING

##### **MOST SAVES**

- 27 - Mike Dunham, 10/21/98 at Detroit (2nd per.)
- 22 - Chris Mason, 1/13/07 at Columbus (3rd per.)
- 21 - Three times, last Tomas Vokoun, 2/4/06 vs. Chicago (3rd per.)

##### **MOST SAVES AGAINST**

- 22 - Jussi Markkanen, 2/28/04 vs. NY Rangers (2nd per.)
- 21 - Jose Theodore, 3/10/03 vs. Montreal (2nd per.)
- Jocelyn Thibault, 1/8/00 vs. Chicago (1st per.)

##### **MOST GOALS ALLOWED**

- 4 - 15 times, last Tomas Vokoun, 3/24/06 at Anaheim (2nd per.)



***PLAYOFFS***

## PLAYOFF NOTES

**FOUR STRAIGHT SEASONS**

The Nashville Predators were one of seven NHL teams that made their fourth consecutive playoff appearance in 2008, and faced the Detroit Red Wings in the Western Conference Quarterfinals for the second time in four seasons. Nashville finished 2007-08 with 91 points, the same number as when they fell to the Wings in six games in the franchise's first playoff appearance in 2004. Seven players from the 2004 squad suited up for the Predators against the Red Wings again in 2008 - goaltender Chris Mason, defensemen Marek Zidlicky and Dan Hamhuis, and forwards Martin Erat, David Legwand, Vernon Fiddler and Jordin Tootoo.

**WEBER MOVES INTO A TIE WITH KARIYA**

With four points in the first four games of the Predators WCQ series vs. Detroit, defenseman Shea Weber moved into a tie with Paul Kariya for first on the franchise's all-time playoff scoring list with nine points (3g-6a). Weber has appeared in 15 of the club's 16 postseason contests over the past three seasons, leading all defensemen in points in 2007 (3a), and tying for the overall point lead in 2008 (1g-3a).

**PLAYOFF IRON MAN**

With David Legwand missing three of the club's six playoff games in 2008, defenseman Dan Hamhuis became the only Predator to appear in all 22 postseason contests in franchise history. The Smithers, B.C., native has recorded at least a point in each series over the last four seasons, including his first career playoff goal in Game Four vs. Detroit in 2008.

**PREDS STRIKE QUICK**

In Game Four, Nashville scored 32 seconds apart in the first period (Dan Hamhuis, 5:18 & Shea Weber, 5:50), marking the third consecutive game it scored a pair in less than 40 seconds. The Preds also scored two goals in less than two minutes in Game One, and combined with the regular season, they scored two in less than two minutes six times on the Wings last season (combined with the regular season).

The Predators two goals in a nine-second span in the third period of Game Three (Ryan Suter, 16:03 & Jason Arnott, 16:12) set a franchise record for fastest two playoff goals, and was the first time in NHL postseason history that a team has gone from trailing to leading in less than 10 seconds. Those two goals snapped the previous record of 11 seconds, which the Preds attained in Game Two in Detroit (Alexander Radulov, 2:19 & Jordin Tootoo, 2:30).

**SERIES QUICK HITS**

The Predators outscored the Wings 6-5 in the second period over the course of the six-game series despite being outshot by a combined margin of 100-37 in the frame... The Predators and Red Wings have played 12 playoff games all-time, and nine have been determined by two goals or fewer... Dan Ellis stopped 52 shots in Game Five, setting a postseason franchise record for saves in a game. Between Detroit goals in the first period and overtime, he turned aside 49 consecutive shots. His postseason save percentage was .938, up 14 points from his league-leading mark of .924 during the regular season.

**OTHER HIGHLIGHTS...**

**GAME 1 (APRIL 10): DETROIT RED WINGS 3, NASHVILLE PREDATORS 1 AT JOE LOUIS ARENA**

Dan Ellis turned aside 37-of-39 shots in his playoff debut... Forwards Brandon Bochenski and Rich Peverley also made their playoff debuts... Jordin Tootoo scored his first career playoff goal.

**GAME 2 (APRIL 12): DETROIT RED WINGS 4, NASHVILLE PREDATORS 2 AT JOE LOUIS ARENA**

Jordin Tootoo scored his second goal in as many games... The Predators tied a franchise record for shots in a period and attained a new mark for road shots in a frame with 15 in first period.

**GAME 3 (APRIL 14): NASHVILLE PREDATORS 5, DETROIT RED WINGS 3 AT SOMMET CENTER**

Five goals tied a postseason mark for goals in a game, while three tallies in the third frame tied a record for playoff goals in a period... Nashville outshot Detroit by a 29-26 margin marking the first time in 13 games (combined with the regular season) that the Predators amassed more shots than the Red Wings... Alexander Radulov notched his third career playoff multi-point game (1g-1a) in his seventh postseason game ... Dan Ellis won his first career playoff game... Jan Hlavac collected two assists, his first career playoff multi-point outing... David Legwand made his series debut in Game Three and a goal in his return, his first playoff marker since Game Three of the Predators' 2004 WCQ series with Detroit... Ryan Suter collected a goal and an assist.

**GAME 4 (APRIL 16): NASHVILLE PREDATORS 3, DETROIT RED WINGS 2 AT SOMMET CENTER**

The victory gave Nashville back-to-back playoff wins for the second time in franchise history and the first since 2004 vs. Detroit... Nashville received all three of its goals from defensemen... Martin Erat (1g-3a) and Alexander Radulov (2g-2a) each registered a point for the third consecutive game. Erat's two assists was a career high ... Dan Ellis stopped 39-of-41 shots... Rich Peverley collected his first career playoff point/assist on Weber's first-period goal... Greg de Vries scored the game-winning goal, his first since Game One of the 2002 WCQ as a member of the Colorado Avalanche against Los Angeles.

**GAME 5 (APRIL 18): DETROIT RED WINGS 2, NASHVILLE PREDATORS 1 AT JOE LOUIS ARENA**

Detroit put 54 shots on goal, the highest total against in Nashville's postseason history... The Predators forced a playoff overtime for just the second time in franchise history when they scored with the goaltender at 19:16 of the third period.

**GAME 6 (APRIL 20): DETROIT RED WINGS 3, NASHVILLE PREDATORS 0 AT THE SOMMET CENTER**

Dan Ellis turned aside 40-of-42 shots, giving him 92 saves in the final two games of the series... Martin Erat led the Predators in ice time (24:32). It was highest total logged by a Nashville forward - playoffs and regular season combined - in 2007-08.

## PLAYOFFS

## 2008 WESTERN CONFERENCE QUARTERFINALS

at NASHVILLE PREDATORS			at DETROIT RED WINGS		
Date	Score	W Goal	Date	Score	W Goal
20 Apr '08	DET 3 @ NSH 0	Nicklas Lidstrom	18 Apr '08*	NSH 1 @ DET 2	Johan Franzen
16 Apr '08	DET 2 @ NSH 3	Greg De Vries	12 Apr '08	NSH 2 @ DET 4	Kris Draper
14 Apr '08	DET 3 @ NSH 5	Jason Arnott	10 Apr '08	NSH 1 @ DET 3	Henrick Zetterberg

GOALS BY PERIOD										
PREDATORS						RED WINGS				
	1st	2nd	3rd	OT	Total	1st	2nd	3rd	OT	Total
Goals	2	6	4	0	12	4	5	7	1	17

SHOTS BY PERIOD										
PREDATORS						RED WINGS				
	1st	2nd	3rd	OT	Total	1st	2nd	3rd	OT	Total
Shots	63	37	43	1	144	67	100	74	1	242

\* - Overtime Result

PREDATORS										RED WINGS									
Player	GP	G	A	P	+/-	PIM	PP	SH		Player	GP	G	A	P	+/-	PIM	PP	SH	
Alexander Radulov	6	2	2	4	0	6	1	0		Pavel Datsyuk	6	3	2	5	3	0	1	0	
Martin Erat	6	1	3	4	0	8	0	0		Jiri Hudler	6	2	3	5	0	4	1	0	
Shea Weber	6	1	3	4	0	6	0	0		Niklas Kronwall	6	0	5	5	1	4	0	0	
Marek Zidlicky	6	0	3	3	-2	8	0	0		Johan Franzen	6	2	2	4	2	4	0	0	
Jordin Tootoo	6	2	0	2	1	4	0	0		Henrik Zetterberg	6	2	2	4	4	4	0	0	
Dan Hamhuis	6	1	1	2	-4	6	1	0		Brian Rafalski	6	1	3	4	3	4	0	0	
Ryan Suter	6	1	1	2	-2	4	0	0		Kris Draper	6	2	1	3	-3	4	0	0	
J.P. Dumont	6	0	2	2	-5	4	0	0		Nicklas Lidstrom	6	2	1	3	2	2	1	1	
Jan Hlavac	6	0	2	2	-4	2	0	0		Tomas Holmstrom	6	1	2	3	0	4	0	0	
Rich Peverley	6	0	2	2	0	0	0	0		Valtteri Filppula	6	1	0	1	0	0	0	0	
Greg Zanon	6	0	2	2	2	4	0	0		Darren McCarty	6	1	0	1	1	0	0	0	
Radek Bonk	6	1	0	1	-3	2	0	0		Daniel Cleary	6	0	1	1	2	0	0	0	
Greg De Vries	6	1	0	1	-2	2	0	0		Dallas Drake	6	0	1	1	-1	2	0	0	
Jason Arnott	4	1	0	1	-1	4	0	0		Mikael Samuelsson	6	0	1	1	1	4	0	0	
David Legwand	3	1	0	1	0	2	0	0		Mark Hartigan	4	0	1	1	0	4	0	0	
Vernon Fiddler	6	0	0	0	0	0	0	0		Darren Helm	2	0	1	1	1	0	0	0	
Jerred Smithson	6	0	0	0	0	2	0	0		Chris Chelios	6	0	0	0	2	6	0	0	
Darcy Hordichuk	5	0	0	0	0	2	0	0		Brad Stuart	6	0	0	0	1	6	0	0	
Brandon Bochenski	3	0	0	0	-1	0	0	0		Brett Lebda	3	0	0	0	0	2	0	0	
Scott Nichol	2	0	0	0	0	0	0	0		Andreas Lilja	3	0	0	0	-1	2	0	0	
Josh Langfeld	1	0	0	0	0	0	0	0		Power Play: 3-26 11.5% / Penalty Killing: 21-23 91.3%									

Power Play: 2-23 8.7% / Penalty Killing: 23-26 88.5%

GOALTENDING									
PREDATORS									
Goalie	GP	Min	W-L	GA	SA	SV	GAA	SV%	
Dan Ellis	6	357	2-4-0	15	240	225	2.52	.938	
RED WINGS									
Goalie	GP	Min	W-L	GA	SA	SV	GAA	SV%	
Dominik Hasek	4	206	2-2-0	10	89	79	2.91	.888	
Chris Osgood	3	154	2-0-0	1	54	53	0.39	.981	

2008 FINAL SCORING & SCORING BREAKDOWN

Pos	No	Player	GP	Avg. TOI	Shifts/										S	Pctg	F/O		F/O	
					Game	G	A	PTS	+/-	PIM	PP	SH	GW	W-L			Win%	H	BS	
RW	47	Alexander Radulov	6	15:59	20.2	2	2	4	0	6	1	0	0	14	14.3	0-0	0	5	1	
D	6	Shea Weber	6	19:29	25.7	1	3	4	0	6	0	0	0	4	25	0-0	0	18	2	
RW	10	Martin Erat	6	20:55	26.5	1	3	4	0	8	0	0	0	13	7.7	3-4	42.8	6	3	
D	3	Marek Zidlicky	6	19:04	24	0	3	3	-2	8	0	0	0	11	0	0-0	0	5	12	
RW	22	Jordin Tootoo	6	12:30	17.3	2	0	2	1	4	0	0	0	12	16.7	0-0	0	13	0	
D	2	Dan Hamhuis	6	22:47	28	1	1	2	-4	6	1	0	0	8	12.5	0-0	0	16	8	
D	20	Ryan Suter	6	21:12	25.7	1	1	2	-2	4	0	0	0	6	16.7	0-0	0	5	6	
RW	71	J.P. Dumont	6	17:23	22.3	0	2	2	-5	4	0	0	0	8	0	0-0	0	4	1	
C	37 *	Rich Peverley	6	8:51	12.7	0	2	2	0	0	0	0	0	4	0	16-21	43.2	2	3	
D	5	Greg Zanon	6	18:44	25	0	2	2	2	4	0	0	0	1	0	0-0	0	15	12	
LW	17	Jan Hlavac	6	18:12	24.3	0	2	2	-4	2	0	0	0	10	0	2-2	50	6	1	
C	11	David Legwand	3	18:15	25	1	0	1	0	2	0	0	0	10	10	22-27	44.9	1	0	
C	19	Jason Arnett	4	18:28	24.5	1	0	1	-1	4	0	0	1	6	16.7	23-39	37.1	5	1	
C	14	Radek Bonk	6	17:56	23.3	1	0	1	-3	2	0	0	0	12	8.3	47-38	55.3	9	5	
D	7	Greg de Vries	6	19:40	24	1	0	1	-2	2	0	0	1	3	33.3	0-0	0	7	9	
RW	15	Josh Langfeld	1	6:30	9	0	0	0	0	0	0	0	0	0	0	0-0	0	1	0	
C	12	Scott Nichol	2	7:30	11.5	0	0	0	0	0	0	0	0	1	0	0-2	0	5	0	
RW	24	Brandon Bochenski	3	6:36	10.7	0	0	0	-1	0	0	0	0	4	0	0-0	0	1	0	
LW	16	Darcy Hordichuk	5	3:31	5.2	0	0	0	0	2	0	0	0	1	0	0-0	0	10	0	
C	38	Vernon Fiddler	6	16:47	24.8	0	0	0	0	0	0	0	0	11	0	37-26	58.7	7	3	
C	25	Jerred Smithson	6	11:51	20.2	0	0	0	0	2	0	0	0	5	0	26-35	42.6	12	4	
G	39	Dan Ellis	6	--	--	0	0	0	0	0	0	0	0	0	0	--	--	--	--	

\* rookie

GOALTENDING

No	Goaltender	GP	Mins	GAA	W	L	SO	GA	SA	SV%	G	A	PIM
39	Dan Ellis	6	357	2.52	2	4	0	15	240	0.938	0	0	0
	Empty-Net Goals							2	2				
	NASHVILLE Totals	6	362	2.82	2	4	0	17	242	.930	0	0	0

\* rookie

POS	NO.	PLAYER	HOME			ROAD			EVEN STRENGTH			POWER PLAY			SHORT HANDED			TOTAL		
			G	A	PTS	G	A	PTS	G	A	PTS	G	A	PTS	G	A	PTS	G	A	PTS
C	19	Jason Arnett	1	0	1	0	0	0	1	0	1	0	0	0	0	0	0	1	0	1
RW	24	Brandon Bochenski	0	0	0	0	0	0	0	0	0	0	0	0	0	0	0	0	0	0
C	14	Radek Bonk	0	0	0	1	0	1	1	0	1	0	0	0	0	0	0	1	0	1
D	7	Greg de Vries	1	0	1	0	0	0	1	0	1	0	0	0	0	0	0	1	0	1
RW	71	J.P. Dumont	0	1	1	0	1	1	0	2	2	0	0	0	0	0	0	0	2	2
RW	10	Martin Erat	1	2	3	0	1	1	1	1	2	0	2	2	0	0	0	1	3	4
C	38	Vernon Fiddler	0	0	0	0	0	0	0	0	0	0	0	0	0	0	0	0	0	0
D	2	Dan Hamhuis	1	1	2	0	0	0	0	1	1	1	0	1	0	0	0	1	1	2
LW	17	Jan Hlavac	0	2	2	0	0	0	0	2	2	0	0	0	0	0	0	0	2	2
LW	16	Darcy Hordichuk	0	0	0	0	0	0	0	0	0	0	0	0	0	0	0	0	0	0
RW	15	Josh Langfeld	0	0	0	0	0	0	0	0	0	0	0	0	0	0	0	0	0	0
C	11	David Legwand	1	0	1	0	0	0	1	0	1	0	0	0	0	0	0	1	0	1
C	12	Scott Nichol	0	0	0	0	0	0	0	0	0	0	0	0	0	0	0	0	0	0
C	37	Rich Peverley	0	1	1	0	1	1	0	2	2	0	0	0	0	0	0	0	2	2
RW	47	Alexander Radulov	1	2	3	1	0	1	1	1	2	1	1	2	0	0	0	2	2	4
C	25	Jerred Smithson	0	0	0	0	0	0	0	0	0	0	0	0	0	0	0	0	0	0
D	20	Ryan Suter	1	1	2	0	0	0	1	1	2	0	0	0	0	0	0	1	1	2
RW	22	Jordin Tootoo	0	0	0	2	0	2	2	0	2	0	0	0	0	0	0	2	0	2
D	6	Shea Weber	1	1	2	0	2	2	1	3	4	0	0	0	0	0	0	1	3	4
D	5	Greg Zanon	0	1	1	0	1	1	0	2	2	0	0	0	0	0	0	0	2	2
D	3	Marek Zidlicky	0	2	2	0	1	1	0	2	2	0	1	1	0	0	0	0	3	3
TEAM TOTALS			8	14	22	4	7	11	9	17	26	2	4	6	0	0	0	11	21	32



## 2008 PLAYER GAME-BY-GAME SUMMARY

		HAMMUIS	ZIDLICKY	KOISTINEN	ZANON	WEBER	DE VRIES	KLEIN
Date	Opp	# 2	# 3	# 4	# 5	#6	# 7	# 8
Apr 10	@ DET	0-0 0/0 23:09	0-0 2/2 20:23	DND	0-1 0/0 16:55	0-1 0/1 18:41	0-0 0/0 18:28	DND
Apr 12	@ DET	0-0 0/1 23:02	0-1 5/1 20:16	DND	0-0 0/0 18:08	0-1 0/0 19:08	0-0 1/1 18:01	DND
Apr 14	Vs DET	0-1 4/0 23:31	0-2 1/2 17:20	DND	0-1 0/1 19:53	0-0 1/1 20:49	0-0 0/0 21:31	DND
Apr 16	Vs DET	1-0 2/1 22:55	0-0 0/0 18:09	DND	0-0 0/1 16:45	1-1 1/2 18:49	1-0 (W) 2/0 21:16	DND
Apr 18	@ DET	0-0 2/0 22:36	0-0 2/0 18:20	DND	0-0 0/0 22:42	0-0 1/0 20:15	0-0 0/1 20:34	DND
Apr 20	Vs DET	0-0 0/2 21:29	0-0 1/1 19:57	DND	0-0 1/0 18:04	0-0 1/2 19:17	0-0 0/0 18:15	DND

		ERAT	LEGWAND	NICHOL	BONK	LANGFELD	HORDICHUK	HLAVAC
Date	Opp	# 10	# 11	# 12	# 14	# 15	# 16	# 17
Apr 10	@ DET	0-0 2/1 20:32	INJ	0-0 0/0 3:01	0-0 2/1 17:56	MIN	DND	0-0 5/2 17:13
Apr 12	@ DET	0-1 2/0 18:26	INJ	INJ	0-0 3/0 19:00	MIN	0-0 0/1 2:14	0-0 0/1 21:10
Apr 14	Vs DET	1-0 2/2 21:14	1-0 5/3 16:16	INJ	0-0 1/0 16:34	MIN	0-0 0/0 3:02	0-2 1/2 19:15
Apr 16	Vs DET	0-2 4/1 18:11	0-0 0/1 18:47	INJ	0-0 1/0 15:24	MIN	0-0 0/1 1:57	0-0 3/1 19:02
Apr 18	@ DET	0-0 1/0 22:39	INJ	INJ	1-0 5/0 20:55	0-0 0/0 6:30	0-0 1/0 6:40	0-0 1/1 15:37
Apr 20	Vs DET	0-0 2/2 24:32	0-0 5/2 19:43	0-0 1/0 12:00	0-0 0/2 17:47	DND	0-0 0/0 3:46	0-0 0/1 16:57

		ARNOTT	SUTER	TOOTOO	GELINAS	BOCHENSKI	SMITHSON	PEVERLEY
Date	Opp	# 19	# 20	# 22	# 23	# 24	# 25	# 37
Apr 10	@ DET	0-0 0/1 19:50	0-0 0/1 22:50	1-0 3/1 12:04	INJ	0-0 2/1 5:22	0-0 2/0 13:26	0-0 0/1 10:32
Apr 12	@ DET	0-0 1/1 19:50	0-0 1/1 22:03	1-0 1/0 10:31	INJ	0-0 2/1 4:26	0-0 1/1 11:16	0-0 0/0 10:38
Apr 14	Vs DET	1-0 (W) 4/0 16:19	1-1 2/2 17:14	0-0 1/0 12:31	INJ	DND	0-0 0/0 9:17	0-0 1/0 4:47
Apr 16	Vs DET	0-0 1/1 17:56	0-0 1/0 22:25	0-0 4/0 13:44	INJ	DND	0-0 1/1 11:40	0-1 0/1 3:16
Apr 18	@ DET	INJ	0-0 0/1 19:34	0-0 1/0 13:47	INJ	0-0 0/1 10:00	0-0 1/0 15:07	0-1 2/0 16:38
Apr 20	Vs DET	INJ	0-0 2/1 23:08	0-0 2/0 12:28	INJ	DND	0-0 0/0 10:24	0-0 1/0 7:20

		FIDDLER	ORTMEYER	RADULOV	DUMONT	MASON	ELLIS
Date	Opp	# 38	# 41	# 47	# 71	# 30	# 39
Apr 10	@ DET	0-0 0/0 16:58	INJ	0-0 0/0 17:02	0-0 2/3 19:07	DND	2-39 L 59
Apr 12	@ DET	0-0 4/0 17:27	INJ	1-0 5/0 13:47	0-0 1/1 17:03	DND	4-38 L 58
Apr 14	Vs DET	0-0 2/0 15:39	INJ	1-1 4/1 17:01	0-1 0/1 18:03	DND	3-26 W 60
Apr 16	Vs DET	0-0 2/0 16:49	INJ	0-1 3/1 14:29	0-0 2/1 17:13	DND	2-41 W 60
Apr 18	@ DET	0-0 2/0 19:29	INJ	0-0 0/0 16:15	0-1 2/0 16:06	DND	2-54 L 61
Apr 20	Vs DET	0-0 1/0 14:23	INJ	0-0 2/2 17:20	0-0 1/1 16:47	DND	2-42 L 58

DND: Did not dress DNP: Did not play INJ: Injured MIL: Milwaukee (AHL) SUS: Suspended

Skaters: Goals-Assists (Game-Winning) Shots / (+/-) TOI Goalies: Goals Allowed / Shots Decision Minutes Played

## 2008 PLAYOFF GAME NOTES

<b>Overall record:</b>	2-4
<b>Home record:</b>	2-1
<b>Road record:</b>	0-3
<b>Overtime record:</b>	0-1
<b>1-goal game record:</b>	1-1
<b>2-goal game record:</b>	1-2
<b>3-goal game record:</b>	0-1
<b>Scoring first:</b>	1-0
<b>Opp. scoring first:</b>	1-4
<b>Leading after 1 period:</b>	1-0
<b>Trailing after 1 period:</b>	1-3
<b>Tied after 1 period:</b>	0-1
<b>Leading after 2 periods:</b>	1-0
<b>Trailing after 2 periods:</b>	0-3
<b>Tied after 2 periods:</b>	1-1
<b>Outshooting opponent:</b>	1-0
<b>Outshot:</b>	1-4
<b>Even shots:</b>	0-0
<b>1st half of back-to-backs:</b>	0-0
<b>2nd half of back-to-backs:</b>	0-0
<b>Evening games:</b>	2-2
<b>Afternoon games:</b>	0-2
<b>Weeknight games:</b>	2-2
<b>Weekend games:</b>	0-2
<b>Sunday:</b>	0-1
<b>Monday:</b>	1-0
<b>Tuesday:</b>	0-0
<b>Wednesday:</b>	1-0
<b>Thursday:</b>	0-1
<b>Friday:</b>	0-1
<b>Saturday:</b>	0-1

POWER PLAY	G	ATT	PCT
Overall	2	23	8.7% (15th NHL)
Home	1	11	9.1% (14th NHL)
Road	1	12	8.3% (15th NHL)

1 SHORTHANDED GOAL ALLOWED (T-9th NHL)

PENALTY KILLING	G	TSH	PCT
Overall	3	26	88.5% (2nd NHL)
Home	2	13	84.6% (6th NHL)
Road	1	13	92.3% (1st NHL)

0 SHORTHANDED GOALS SCORED (T-10th NHL)

PENALTIES	GP	MIN	AVG
Predators	6	68	11.3 (6th fewest NHL)

SITUATIONAL GOALS FOR AND AGAINST		
	GF	GA
Five-on-Five	9	11
Five-on-Four	2	1
Five-on-Three	0	0
Four-on-Four	0	0
Four-on-Three	0	0
Three-on-Three	0	0
Three-on-Four	0	0
Three-on-Five	0	0
Four-on-Five	0	3
Empty-net goals	1	2
Penalty-shot goals	0	0

When Predators score:			When opposition scores:		
	W	L		W	L
0 goals	0	1	0 goals	0	0
1 goal	0	2	1 goal	0	0
2 goals	0	1	2 goals	1	1
3 goals	1	0	3 goals	1	2
4 goals	0	0	4 goals	0	1
5 goals	1	0	5 goals	0	0
6 goals	0	0	6 goals	0	0
7 goals	0	0	7 goals	0	0
8 or more goals	0	0	8 or more goals	0	0

# PLAYOFFS

## 2008 GOALS BREAKDOWN, GOALS & SHOTS BY PERIOD & ALL-TIME PLAYOFF RESULTS

### Empty-Net Goals

For: 1

Opp. pulls goalie in final five minutes: (2 times, 0 EX, 1 EN)

Against: 2

Predators pull goalie in final five minutes: (4 times, 1 EX, 2 EN)

Date	Player	Opponent	Date	Player	Opponent
4/14/08	Martin Erat	vs. Detroit (Game 3)	4/10/08	Henrik Zetterberg	at Detroit (Game 1)
			4/20/08	Brian Rafalski	vs. Detroit (Game 6)

### Extra-Attacker Goals

For: 1			Against: 0		
<b>Date</b>	<b>Player</b>	<b>Opponent</b>	<b>Date</b>	<b>Player</b>	<b>Opponent</b>
4/18/08	Radek Bonk	at Detroit (Game 5)			

### Shorthanded Goals

For: 0			Against: 1		
<b>Date</b>	<b>Player</b>	<b>Opponent</b>	<b>Date</b>	<b>Player</b>	<b>Opponent</b>
			4/20/08	Nicklas Lidstrom	vs. Detroit (Game 6)

### Overtime Goals

For: 0				Against: 1			
Date	Player	Opponent	Time	Date	Player	Opponent	Time
				4/18/08	Johan Franzen	at Detroit (Game 5)	1:48

#	Date	Opp.	PREDATORS GOALS					PREDATORS SHOTS					OPPONENT GOALS					OPPONENT SHOTS				
			1st	2nd	3rd	OT	T	1st	2nd	3rd	OT	T	1st	2nd	3rd	OT	T	1st	2nd	3rd	OT	T
1	4/10	@DET	0	1	0	-	1	11	6	3	-	20	1	0	2	-	3	10	17	13	-	40
2	4/12	@DET	0	2	0	-	2	15	5	7	-	27	1	2	1	-	4	11	14	13	-	38
3	4/14	DET	0	2	3	-	5	11	9	9	-	29	1	1	1	-	3	8	10	8	-	26
4	4/16	DET	2	1	0	-	3	9	10	8	-	27	0	1	1	-	2	11	18	12	-	41
5	4/18	@DET	0	0	1	0	1	8	3	9	1	21	1	0	0	1	2	17	20	16	1	54
6	4/20	DET	0	0	0	-	0	9	4	7	-	20	0	1	2	-	3	10	21	12	-	43
<b>Final Totals:</b>			2	6	4	0	12	63	37	43	1	144	4	5	7	1	17	67	100	74	1	242
<b>Final Averages:</b>			0.3	1.0	0.7	-	2.0	10.5	6.2	7.2	-	24.0	0.7	0.8	1.2	--	2.8	11.2	16.7	12.3	--	40.3

## RESULTS

2004 WESTERN CONFERENCE QUARTERFINALS							
Date	Game	Result	Score	Location	*Goaltenders	Winning Goal	
4/7/2004	1	L	1-3	at Detroit	VOKOUN/Legace	Holmstrom	
4/10/2004	2	L	1-2	at Detroit	VOKOUN/Legace	Schneider	
4/11/2004	3	W	3-1	at NASHVILLE	VOKOUN/Legace	HALL	
4/13/2004	4	W	3-0	at NASHVILLE	VOKOUN/Legace	SULLIVAN	
4/15/2004	5	L	1-4	at Detroit	VOKOUN/Joseph	Hull	
4/17/2004	6	L	0-2	at NASHVILLE	VOKOUN/Joseph	Whitney	

Detroit wins series, 4-2.

Leading scorers: Nashville - Hall (2g-1a), Hartnell (1g-2a), Johnson (1g-2a) & York (3a); Detroit - Lang (2g-4a).

2006 WESTERN CONFERENCE QUARTERFINALS							
Date	Game	Result	Score	Location	*Goaltenders	Winning Goal	
4/21/2006	1	W	4-3	at NASHVILLE	MASON/Toskala	HALL	
4/23/2006	2	L	0-3	at NASHVILLE	MASON/Toskala	Cheechoo	
4/25/2006	3	L	1-4	at San Jose	MASON/Toskala	Bernier	
4/27/2006	4	L	4-5	at San Jose	MASON/Toskala	Marleau	
4/30/2006	5	L	1-2	at NASHVILLE	MASON/Toskala	Marleau	

San Jose wins series, 4-1.

Leading scorers: Nashville - Kariya (2g-5a); San Jose - Marleau (7g-1a).

2007 WESTERN CONFERENCE QUARTERFINALS							
Date	Game	Result	Score	Location	*Goaltenders	Winning Goal	
4/11/2007	1	L	4-5 (2OT)	at NASHVILLE	VOKOUN/Nabokov	Rissmiller	
4/13/2007	2	W	5-2	at NASHVILLE	VOKOUN/Nabokov	DUMONT	
4/16/2007	3	L	1-3	at San Jose	VOKOUN/Nabokov	Clowe	
4/18/2007	4	L	2-3	at San Jose	VOKOUN/Nabokov	Michalek	
4/20/2007	5	L	2-3	at NASHVILLE	VOKOUN/Nabokov	Marleau	

San Jose wins series, 4-1.

Leading scorers: Nashville - Dumont (4g-2a); San Jose - Marleau (3g-3a) & Thornton (6a).

2008 WESTERN CONFERENCE QUARTERFINALS							
Date	Game	Result	Score	Location	*Goaltenders	Winning Goal	
4/10/08	1	L	1-3	at Detroit	ELLIS/Hasek	Zetterberg	
4/12/08	2	L	2-4	at Detroit	ELLIS/Hasek	Draper	
4/14/08	3	W	5-3	at NASHVILLE	ELLIS/Hasek	ARNOTT	
4/16/08	4	W	3-2	at NASHVILLE	ELLIS/Hasek	DE VRIES	
4/18/08	5	L	1-2	at Detroit	ELLIS/Osgood	Franzen	
4/20/08	6	L	0-3	at NASHVILLE	ELLIS/Osgood	Lidstrom	

Detroit wins series, 4-2.

Leading scorers: Nashville - Radulov (2g-2a), Erat (1g-3a), Weber (1g-3a); Detroit - Datsyuk (3g-2a), Hudler (2g-3a), Kronwall (5a).

\* Goaltender of record.

## ALL-TIME PLAYOFF STATISTICS

## STATISTICS

No	Player	GP	G	A	PTS	PIM	PP	SH	GW	S	%	+/-	TF	FW	F%	MIN	H	BS
6	Shea Weber	15	3	6	9	16	1	0	0	26	11.5%	-3	0	0	0.0%	18:45	35	9
9	Paul Kariya	10	2	7	9	2	2	0	0	22	9.1%	-4	0	0	0.0%	20:11	6	5
47	Alexander Radulov	10	5	3	8	25	1	0	0	27	18.5%	1	0	0	0.0%	14:51	7	3
71	J.P. Dumont	11	4	4	8	4	1	1	1	16	25.0%	-1	0	0	0.0%	19:03	4	3
10	Martin Erat	20	2	6	8	20	1	0	0	30	6.7%	-4	13	5	38.5%	17:31	20	7
2	Dan Hamhuis	22	1	6	7	16	1	0	0	28	3.6%	-11	0	0	0.0%	21:11	42	18
17	Scott Hartnell	16	3	3	6	34	1	0	0	25	12.0%	2	13	2	15.4%	14:10	27	2
11	David Legwand	19	2	4	6	20	0	1	0	43	4.7%	-2	301	137	45.5%	18:17	2	7
44	Kimmo Timonen	16	1	5	6	18	0	1	0	33	3.0%	-4	0	0	0.0%	24:29	10	16
3	Marek Zidlicky	14	0	6	6	14	0	0	0	26	0.0%	-3	0	0	0.0%	17:25	10	17
19	Jason Arnott	9	3	1	4	6	1	0	1	17	17.6%	-1	151	60	39.7%	18:55	11	3
18	Adam Hall	11	3	1	4	2	1	0	2	20	15.0%	0	88	34	38.6%	15:36	6	3
21	Peter Forsberg	5	2	2	4	12	0	0	0	7	28.6%	2	64	33	51.6%	20:57	16	2
22	Greg Johnson	11	1	3	4	2	0	0	0	10	10.0%	4	167	88	52.7%	16:23	1	0
26	Steve Sullivan	11	1	3	4	6	0	0	1	25	4.0%	-6	33	11	33.3%	18:05	1	0
5	Greg Zanon	11	0	4	4	6	0	0	0	8	0.0%	0	0	0	0.0%	19:38	21	18
81	Mike Sillinger	5	2	1	3	12	1	0	0	7	28.6%	-1	96	67	69.8%	17:09	3	3
20	Ryan Suter	11	2	1	3	12	0	0	0	15	13.3%	-2	0	0	0.0%	22:09	8	12
55/14/22	Jordin Tootoo	18	2	1	3	29	0	0	0	23	8.7%	-2	0	0	0.0%	08:24	26	0
	Vernon Fiddler	13	1	2	3	4	0	0	0	14	7.1%	-4	80	48	60.0%	13:51	14	4
27	Jason York	6	0	3	3	4	0	0	0	9	0.0%	2	0	0	0.0%	21:27	0	0
33	Vladimir Orszagh	6	2	0	2	4	0	0	0	5	40.0%	-2	1	1	100.0%	16:08	0	0
37	Rich Peverley	6	0	2	2	0	0	0	0	4	0.0%	0	37	16	43.2%	08:51	2	3
17	Jan Hlavac	6	0	2	2	2	0	0	0	10	0.0%	-4	4	2	50.0%	18:12	6	1
14	Radek Bonk	6	1	0	1	2	0	0	0	12	8.3%	-3	85	47	55.3%	17:56	9	5
7	Greg de Vries	6	1	0	1	2	0	0	1	3	33.3%	-2	0	0	0.0%	19:40	7	9
9	Sergei Zholtok	6	1	0	1	0	1	0	0	6	16.7%	-3	60	21	35.0%	10:34	0	0
5	Brad Bombardir	6	0	1	1	2	0	0	0	3	0.0%	1	0	0	0.0%	19:38	0	0
24	Scott Walker	11	0	1	1	12	0	0	0	19	0.0%	-3	11	2	18.2%	18:16	5	2
15	Josh Langfeld	1	0	0	0	0	0	0	0	0	0.0%	0	0	0	0.0%	06:30	1	0
19	Jim McKenzie	1	0	0	0	0	0	0	0	0	0.0%	0	0	0	0.0%	03:32	0	0
94	Yanic Perreault	1	0	0	0	2	0	0	0	2	0.0%	0	10	6	60.0%	10:09	0	0
14	Ramzi Abid	2	0	0	0	0	0	0	0	0	0.0%	-1	0	0	0.0%	05:17	1	0
7	Scottie Upshall	2	0	0	0	0	0	0	0	4	0.0%	0	0	0	0.0%	11:56	5	0
24	Brandon Bochenski	3	0	0	0	0	0	0	0	4	0.0%	-1	0	0	0.0%	06:36	1	0
34	Shane Hnidy	5	0	0	0	6	0	0	0	4	0.0%	0	0	0	0.0%	12:31	0	0
55	Danny Markov	5	0	0	0	6	0	0	0	6	0.0%	-1	0	0	0.0%	19:21	8	7
30	Chris Mason	5	0	0	0	0	0	0	0	0	0.0%	--	--	--	--	--	--	--
19	Brendan Witt	5	0	0	0	12	0	0	0	5	0.0%	-3	0	0	0.0%	17:07	19	12
21	Andreas Johansson	6	0	0	0	0	0	0	0	5	0.0%	-3	41	13	31.7%	15:17	0	0
39	Dan Ellis	6	0	0	0	0	0	0	0	0	0.0%	--	--	--	--	--	--	--
28	Jeremy Stevenson	6	0	0	0	8	0	0	0	3	0.0%	-1	0	0	0.0%	06:43	0	0
16	Darcy Hordichuk	7	0	0	0	2	0	0	0	1	0.0%	0	0	0	0.0%	03:33	11	0
12	Scott Nichol	10	0	0	0	19	0	0	0	6	0.0%	-1	48	27	56.3%	09:00	12	3
4	Mark Eaton	11	0	0	0	10	0	0	0	9	0.0%	-2	0	0	0.0%	18:55	5	12
29	Tomas Vokoun	11	0	0	0	2	0	0	0	0	0.0%	--	--	--	--	--	--	--
25	Jerred Smithson	14	0	0	0	23	0	0	0	5	0.0%	-2	110	55	50.0%	11:12	19	10
No	Goalie	GP	MINS	GAA	W	L	SO	GA	SA	SV%	G	A	PIM					
29	Tomas Vokoun	11	680	2.47	3	8	1	28	360	0.922	0	0	2					
30	Chris Mason	5	296	3.45	1	4	0	17	171	0.901	0	0	0					
39	Dan Ellis	6	357	2.52	2	4	0	15	240	0.938	0	0	0					

## LEADERBOARD AND SEASON LEADERS

## CAREER PLAYOFF SEASON/SERIES

GAMES PLAYED	
Dan Hamhuis	22
Martin Erat	20
David Legwand	19
Jordin Tootoo	18
Timonen/Hartnell	16

GOALS	
Alexander Radulov	5
J.P. Dumont	4
Four tied with	3

ASSISTS	
Paul Kariya	7
Dan Hamhuis	6
Shea Weber	6
Martin Erat	6
Marek Zidlicky	6

POINTS	
Shea Weber	9
Paul Kariya	9
Alexander Radulov	9
J.P. Dumont	8
Martin Erat	8

PENALTY MINUTES	
Scott Hartnell	34
Jordin Tootoo	29
Alexander Radulov	25
Jerred Smithson	23
Legwand/Erat	20

## GOALTENDING

CAREER	
GAMES PLAYED	
Tomas Vokoun	11
Dan Ellis	6
Chris Mason	5

MINUTES	
Tomas Vokoun	680
Dan Ellis	357
Chris Mason	296

SHUTOUTS	
Tomas Vokoun	1

GAA (min. 4 GP)	
Tomas Vokoun	2.47
Dan Ellis	2.52
Chris Mason	3.45

SAVE % (min. 4 GP)	
Dan Ellis	.938
Tomas Vokoun	.922
Chris Mason	.901

WINS	
Tomas Vokoun	3
Dan Ellis	2
Chris Mason	1

Season	Goals		Assists		Points	
2004	Hall/Orszagh	2	Jason York	3	Four tied with	3
2006	Three tied with	2	Paul Kariya	5	Paul Kariya	7
2007	J.P. Dumont	4	Legwand/Weber	3	J.P. Dumont	6
2008	Radulov/Tootoo	2	Erat/Weber/Zidlicky	3	Radulov/Erat/Weber	4

Season	PIM	PPG	SHG		
2004	Kimmo Timonen	10	Sergei Zholtok	1	David Legwand
2006	Mike Sillinger	12	Paul Kariya	2	Kimmo Timonen
2007	Scott Hartnell	28	Three tied with	1	J.P. Dumont
2008	Zidlicky/Erat	8	Radulov/Hamhuis	1	

Season	GWG		Shots		Shooting %
2004	Hall/Sullivan	1	Scott Walker	14	Vladimir Orszagh 40.0
2006	Adam Hall	1	Kimmo Timonen	17	Shea Weber 50.0
2007	J.P. Dumont	1	Legwand/Weber	14	Dumont/Fiddler 50.0
2008	Arnott/de Vries	1	Alexander Radulov	14	Greg de Vries 33.3

Season	Points (defenseman)		Plus-minus rating		Average time on ice
2004	Jason York	3	Greg Johnson	+4	Kimmo Timonen 24:16
2006	Kimmo Timonen	4	Ten tied with	E	Kimmo Timonen 24:42
2007	Shea Weber	3	J.P. Dumont	+4	Kimmo Timonen 24:32
2008	Shea Weber	4	Greg Zanon	+2	Dan Hamhuis 22:47

Season	Hits	Blocked Shots		
2006	Brendan Witt	19	Eaton/Witt	12
2007	Peter Forsberg	16	Kimmo Timonen	9
2008	Shea Weber	18	Zanon/Zidlicky	12

Season	GAA	Wins	Save Percentage
2004	Tomas Vokoun	2.02	Tomas Vokoun 2 .939
2006	Chris Mason	3.45	Chris Mason 1 .901
2007	Tomas Vokoun	2.96	Tomas Vokoun 1 .902
2008	Dan Ellis	2.52	Dan Ellis 2 .938



PLAYOFF FIRSTS AND SITUATIONAL STATISTICS

FIRST GAME

April, 7, 2004  
Nashville Predators 1, Detroit Red Wings 3  
Joe Louis Arena  
Attendance: 20,066 (sellout)  
Coaches: Barry Trotz (head coach), Brent Peterson (associate coach) and Peter Horachek (assistant coach)  
Captain: Greg Johnson

Starting Line-up

Left Wing - Scott Hartnell  
Center - Greg Johnson  
Right Wing - Adam Hall  
Defenseman - Mark Eaton  
Defenseman - Kimmo Timonen  
Goaltender - Tomas Vokoun

**Players Dressed:** Tomas Vokoun, Chris Mason, Dan Hamhuis, Marek Zidlicky, Mark Eaton, Brad Bombardir, Sergei Zholtok, Martin Erat, David Legwand, Scott Hartnell, Adam Hall, Jim McKenzie, Andreas Johanson, Greg Johnson, Scott Walker, Steve Sullivan, Jason York, Jeremy Stevenson, Vladimir Orszagh, Kimmo Timonen  
**Did Not Dress:** Jamie Allison, Denis Arkhipov, Shane Hnidy, Jordin Tootoo

FIRST WIN

At Home: 4/11/04 vs. Detroit (3-1)  
On Road: None

FIRST LOSS

At Home: 4/17/04 vs. Detroit (2-0)  
On Road: 4/7/04 vs. Detroit (3-1)  
In Overtime: 4/11/07 vs. San Jose (5-4, 2OT)

FIRST GOAL

Adam Hall (Johnson, Hartnell) at 0:16 of the first period at Detroit on 4/7/04 (3-1 loss)  
Players on ice: Hall, Johnson, Hartnell, Eaton, Timonen

FIRST GOAL AGAINST

Kris Draper (Maltby, Thomas) at 0:37 of the third period at Detroit on 4/7/04 (3-1 loss)

FIRST HAT TRICK AGAINST

Patrick Marleau (3g-0a), 4/27/06 in 5-4 loss at San Jose

FIRST TWO-POINT GAME

Adam Hall (1g-1a) vs. Detroit on 4/11/04 (3-1 win)

FIRST THREE-POINT GAME

Paul Kariya (4a) vs. San Jose on 4/21/06 (4-3 win)

FIRST FOUR-POINT GAME

Paul Kariya (4a) vs. San Jose on 4/21/06 (4-3 win)

FIRST GAME-WINNING GOAL

Adam Hall at 19:45 of the first period vs. Detroit on 4/11/04 (3-1 win)

FIRST POWER-PLAY GOAL

Sergei Zholtok (York, Sullivan) at 19:22 of the second period vs. Detroit on 4/15/04 (4-1 loss)

FIRST POWER-PLAY GOAL AGAINST

Mathieu Schneider (Lidstrom, Shanahan) at 17:15 of the third period at Detroit on 4/10/04 (2-1 loss)

FIRST SHORTHANDED GOAL

David Legwand (unassisted) at 18:23 of the first period vs. Detroit on 4/11/04 (3-1 win)

FIRST MINOR PENALTY

Vladimir Orszagh (tripping) at 6:19 of the first period at Detroit on 4/7/04 (3-1)

FIRST MAJOR PENALTY

Kimmo Timonen (10:00 misconduct) at 20:00 of the third period at Detroit 4/10/2004 (2-1 loss)

FIRST PENALTY SHOT

Steve Sullivan at 1:31 of the first period vs. Detroit (Manny Legace) on 4/7/04 (3-1 loss)

GOALTENDER FIRSTS

FIRST WIN

At Home: Tomas Vokoun vs. Detroit  
On Road: None

FIRST LOSS

At Home: Tomas Vokoun vs. Detroit on 4/17/04 (2-0 loss)  
On Road: Tomas Vokoun vs. Detroit on 4/7/04 (3-1 loss)

FIRST SHUTOUT

Tomas Vokoun vs. Detroit on 4/13/04 (41 saves, 3-0 win)

FIRST SHUTOUT AGAINST

4/17/04 vs. Detroit (2-0, Curtis Joseph, 15 saves)

NASHVILLE PLAYOFF HISTORY

Team	Series	W	L	GP	W	L	GF	GA	Last Mtg.	Round	Result
Detroit	2	0	2	12	4	8	21	29	2008	WCQ	L 2-4
San Jose	2	0	2	10	2	8	24	33	2007	WCQ	L 1-4

PLAYOFF SERIES RESULTS VS. OPPONENTS

DETROIT

2004 - WCQ - Detroit won best-of-seven series 4-2, outscoring Nashville 12-9.  
2008 - WCQ - Detroit won best-of-seven series 4-2, outscoring Nashville 17-12.

SAN JOSE

2006 - WCQ - San Jose won best-of-seven series 4-1, outscoring Nashville 17-10.  
2007 - WCQ - San Jose won best-of-seven series 4-1, outscoring Nashville 16-14.

PLAYOFF SERIES SITUATIONAL STATS

W-L record:	6-16
Series record:	0-4

Record in Conference Quarterfinals:	0-4
W-L record in Conference Quarterfinals:	6-16
Record in Conference Semifinals:	0-0
W-L record in Conference Semifinals:	0-0
Record in Conference Finals:	0-0
W-L record in Conference Finals:	0-0
Record in Stanley Cup Finals:	0-0
W-L record in Stanley Cup Finals:	0-0

Series record...	
When winning Game 1 of a playoff series:	0-1
When losing Game 1 of a playoff series:	0-3

When winning the first two games of a playoff series:	0-0
When losing the first two games of a playoff series:	0-2
When splitting the first two games of a playoff series:	0-2

When winning the first three games of a playoff series:	0-0
When losing the first three games of a playoff series:	0-0
When winning two of the first three games of a playoff series:	0-0
When losing two of the first three games of a playoff series:	0-4

When winning three of the first four games of a playoff series:	0-0
When losing three of the first four games of a playoff series:	0-2
When splitting the first four games of a playoff series:	0-2

When winning three of the first five games of a playoff series:	0-0
When losing three of the first five games of a playoff series:	0-4

When splitting the first six games of a playoff series:	0-0
---	-----

Nashville series sweeps:	0
Sweeps against Nashville:	0

W-L record when facing elimination:	0-4
W-L record in Game 7s:	0-0



## YEAR-BY-YEAR PLAYOFF SCORING

## 2004 PLAYOFF SCORING

Pos	No	Player	GP	Avg. TOI	Shifts/ Game	G	A	PTS	+/-	PIM	PP	SH	GW	S	Pctg	F/O W-L	F/O Win%
RW	18	Adam Hall	6	18:29	26.7	2	1	3	3	2	0	0	1	13	15.4	27-44	38.0
C	22	Greg Johnson	6	17:47	27.2	1	2	3	4	0	0	0	0	7	14.3	44-51	46.3
LW	17	Scott Hartnell	6	15:37	22.2	1	2	3	3	2	0	0	0	11	9.1	1-7	12.5
D	27	Jason York	6	21:27	30.8	0	3	3	2	4	0	0	0	9	0.0	0-0	0.0
RW	33	Vladimir Orszagh	6	16:08	23.7	2	0	2	-2	4	0	0	0	5	40.0	1-0	100.0
RW	26	Steve Sullivan	6	18:58	24.0	1	1	2	-4	6	0	0	1	13	7.7	11-22	33.3
D	2	* Dan Hamhuis	6	20:29	26.3	0	2	2	-2	6	0	0	0	4	0.0	0-0	0.0
C	11	David Legwand	6	15:41	22.3	1	0	1	1	8	0	1	0	8	12.5	43-48	47.3
C	9	Sergei Zholtok	6	10:34	16.2	1	0	1	-3	0	1	0	0	6	16.7	21-39	35.0
D	5	Brad Bombardir	6	19:38	30.7	0	1	1	1	2	0	0	0	3	0.0	0-0	0.0
LW	10	Martin Erat	6	14:08	21.3	0	1	1	-2	6	0	0	0	6	0.0	2-2	50.0
RW	24	Scott Walker	6	20:10	25.5	0	1	1	-3	6	0	0	0	14	0.0	2-5	28.6
LW	19	Jim McKenzie	1	3:32	7.0	0	0	0	0	0	0	0	0	0	0.0	0-0	0.0
D	3	Marek Zidlicky	1	2:16	3.0	0	0	0	0	0	0	0	0	0	0.0	0-0	0.0
D	34	Shane Hnidy	5	12:31	18.8	0	0	0	0	6	0	0	0	4	0.0	0-0	0.0
RW	55	* Jordin Tootoo	5	5:09	8.0	0	0	0	0	4	0	0	0	2	0.0	0-0	0.0
D	4	Mark Eaton	6	19:51	28.8	0	0	0	-2	2	0	0	0	6	0.0	0-0	0.0
LW	21	Andreas Johansson	6	15:17	21.7	0	0	0	-3	0	0	0	0	5	0.0	13-28	31.7
LW	28	Jeremy Stevenson	6	6:43	11.0	0	0	0	-1	8	0	0	0	3	0.0	0-0	0.0
D	44	Kimmo Timonen	6	24:16	28.5	0	0	0	-3	10	0	0	0	9	0.0	0-0	0.0
G	29	Tomas Vokoun	6	--	--	0	0	0	0	0	0	0	0	0	0.0	--	--

## GOALTENDING

No	Goaltender	GP	Mins	GAA	W	L	EN	SO	GA	SA	SV%	G	A	PIM
29	Tomas Vokoun	6	356	2.02	2	4	0	1	12	197	.939	0	0	0
	Empty Net Goals							0						
<b>NASHVILLE Totals</b>		<b>6</b>	<b>360</b>	<b>2.00</b>	<b>2</b>	<b>4</b>	<b>0</b>	<b>1</b>	<b>12</b>	<b>197</b>	<b>.939</b>	<b>0</b>	<b>0</b>	<b>0</b>

\* rookie

## 2006 PLAYOFF SCORING

Pos	No	Player	GP	Avg. TOI	Shifts/ Game	G	A	PTS	+/-	PIM	PP	SH	GW	S	Pctg	F/O W-L	F/O Win%	H	BS
LW	9	Paul Kariya	5	20:46	24.6	2	5	7	0	0	2	0	0	12	16.7	0-0	0.0	1	3
D	44	Kimmo Timonen	5	24:42	29.4	1	3	4	0	4	0	1	0	17	5.9	0-0	0.0	2	7
C	81	* Mike Sillinger	5	17:09	22.4	2	1	3	-1	12	1	0	0	7	28.6	67-29	69.8	3	3
D	6	* Shea Weber	4	14:12	19.3	2	0	2	-3	8	1	0	0	4	50.0	0-0	0.0	6	2
RW	10	Martin Erat	5	19:30	23.0	1	1	2	-1	6	1	0	0	8	12.5	0-0	0.0	7	1
RW	26	Steve Sullivan	5	17:02	22.4	0	2	2	-2	0	0	0	0	12	0.0	0-0	0.0	1	0
D	2	Dan Hamhuis	5	19:41	25.6	0	2	2	-2	2	0	0	0	9	0.0	0-0	0.0	11	3
RW	18	Adam Hall	5	12:09	19.0	1	0	1	-3	0	1	0	1	7	14.3	7-10	41.2	6	3
LW	17	Scott Hartnell	5	12:12	16.6	1	0	1	0	4	0	0	0	9	11.1	0-2	0.0	13	2
C	22	Greg Johnson	5	14:42	21.6	0	1	1	0	2	0	0	0	3	0.0	44-28	61.1	1	0
C	11	David Legwand	5	17:21	23.2	0	1	1	-1	8	0	0	0	11	0.0	37-37	50.0	0	6
D	3	Marek Zidlicky	2	15:18	18.0	0	1	1	0	2	0	0	0	7	0.0	0-0	0.0	1	0
C	38	Vernon Fiddler	2	8:48	15.0	0	1	1	-1	0	0	0	0	1	0.0	6-2	75.0	4	0
C	94	Yanic Perreault	1	10:09	14.0	0	0	0	0	2	0	0	0	2	0.0	6-4	60.0	0	0
RW	7	Scottie Upshall	2	11:56	15.5	0	0	0	0	0	0	0	0	4	0.0	0-0	0.0	5	0
C	12	Scott Nichol	3	7:44	14.0	0	0	0	-2	2	0	0	0	2	0.0	8-8	50.0	3	2
C	25	Jerred Smithson	3	9:26	18.3	0	0	0	0	4	0	0	0	0	0.0	9-4	69.2	4	1
RW	14	Jordin Tootoo	3	4:04	7.7	0	0	0	-1	0	0	0	0	3	0.0	0-0	0.0	6	0
D	4	Mark Eaton	5	17:48	25.6	0	0	0	0	8	0	0	0	3	0.0	0-0	0.0	5	12
D	55	Danny Markov	5	19:21	28.2	0	0	0	-1	6	0	0	0	6	0.0	0-0	0.0	8	7
RW	24	Scott Walker	5	16:00	23.8	0	0	0	0	6	0	0	0	5	0.0	0-4	0.0	5	2
D	19	Brendan Witt	5	17:07	24.4	0	0	0	-3	12	0	0	0	5	0.0	0-0	0.0	19	12

## GOALTENDING

No	Goaltender	GP	Mins	GAA	W	L	SO	GA	SA	SV%	G	A	PIM
30	Chris Mason	5	296	3.45	1	4	0	17	171	.901	0	0	0
	Empty Net Goals							0					
<b>NASHVILLE Totals</b>		<b>5</b>	<b>300</b>	<b>3.40</b>	<b>1</b>	<b>4</b>	<b>0</b>	<b>17</b>	<b>171</b>	<b>.901</b>	<b>0</b>	<b>0</b>	<b>0</b>

\* rookie

## YEAR-BY-YEAR PLAYOFF SCORING

## 2007 PLAYOFF SCORING

Pos	No	Player	GP	Avg. TOI	Shifts/ Game	G	A	PTS	+/-	PIM	PP	SH	GW	S	Pctg	F/O W-L	F/O Win%	H	BS
RW	71	J.P. Dumont	5	21:02	31.2	4	2	6	4	0	1	1	1	8	50.0	0-0	0.0	0	2
RW	47 *	Alexander Radulov	4	13:09	20.3	3	1	4	1	19	0	0	0	13	23.1	0-0	0.0	2	2
C	21	Peter Forsberg	5	20:57	29.0	2	2	4	2	12	0	0	0	7	28.6	33-31	51.6	16	2
C	19	Jason Arnett	5	19:17	26.6	2	1	3	0	2	1	0	0	11	18.2	37-52	41.6	6	2
C	11	David Legwand	5	22:23	32.2	0	3	3	-2	2	0	0	0	14	0.0	35-52	40.2	1	1
D	6	Shea Weber	5	21:41	28.0	0	3	3	0	2	0	0	0	14	0.0	0-0	0.0	11	5
C	38	Vernon Fiddler	5	12:21	20.8	1	1	2	-3	4	0	0	0	2	50.0	5-4	55.6	3	1
LW	17	Scott Hartnell	5	14:23	21.0	1	1	2	-1	28	1	0	0	5	20.0	1-2	33.3	14	0
LW	9	Paul Kariya	5	19:36	26.2	0	2	2	-4	2	0	0	0	10	0.0	0-0	0.0	5	2
D	44	Kimmo Timonen	5	24:32	31.6	0	2	2	-1	4	0	0	0	7	0.0	0-0	0.0	8	9
D	5	Greg Zanon	5	20:43	27.6	0	2	2	-2	2	0	0	0	7	0.0	0-0	0.0	6	6
D	3	Marek Zidlicky	5	19:18	25.4	0	2	2	-1	4	0	0	0	8	0.0	0-0	0.0	4	5
D	20	Ryan Suter	5	23:18	28.8	1	0	1	0	8	0	0	0	9	11.1	0-0	0.0	3	6
RW	10	Martin Erat	3	14:13	21.7	0	1	1	-1	0	0	0	0	3	0.0	0-0	0.0	7	3
RW	22	Jordin Tootoo	4	9:32	16.3	0	1	1	-2	21	0	0	0	6	0.0	0-0	0.0	7	0
D	2	Dan Hamhuis	5	21:36	27.2	0	1	1	-3	2	0	0	0	7	0.0	0-0	0.0	15	7
LW	14	Ramzi Abid	2	5:17	8.0	0	0	0	-1	0	0	0	0	0	0.0	0-0	0.0	1	0
LW	16	Darcy Hordichuk	2	3:37	6.5	0	0	0	0	0	0	0	0	0	0.0	0-0	0.0	1	0
C	12	Scott Nichol	5	10:21	16.8	0	0	0	1	17	0	0	0	3	0.0	19-11	63.3	4	1
C	25	Jerred Smithson	5	11:30	21.0	0	0	0	-2	17	0	0	0	0	0.0	20-16	55.6	3	5
G	29	Tomas Vokoun	5	--	--	0	0	0	0	0	0	0	0	0	0.0	--	--	--	--

## GOALTENDING

No	Goaltender	GP	Mins	GAA	W	L	SO	GA	SA	SV%	G	A	PIM
29	Tomas Vokoun	5	324	2.96	1	4	0	16	163	0.902	0	0	2
	Empty-Net Goals							0					
	<b>NASHVILLE Totals</b>	<b>5</b>	<b>328</b>	<b>2.93</b>	<b>1</b>	<b>4</b>	<b>0</b>	<b>16</b>	<b>163</b>	<b>0.902</b>	<b>0</b>	<b>0</b>	<b>2</b>

\* rookie

## TEAM RECORDS- SEASON (SERIES)

## STREAKS

## LONGEST WINNING STREAK

2 - 4/14-4/16/08  
- 4/11-4/13/04

## At Home:

2 - 4/14-4/16/08  
- 4/11-4/13/04

## On Road:

None

## LONGEST LOSING STREAK

4 - 4/23-4/30/06

## At Home:

2 - 4/23-4/30/06

## On Road:

3 - 4/10-4/18/08  
- 4/7-4/15/04

## LONGEST SHUTOUT STREAK

77:58 - 4/11-4/15/04

## At Home:

76:05 - 4/11-4/17/04

## On Road:

57:28 - 4/18/08

## MOST CONSECUTIVE GAMES WITHOUT BEING SHUTOUT

13 - 4/25/06-4/18/08

## At Home:

6 - 4/30/06-4/16/08

## On Road:

10 - 4/7/04-4/18/08

## LONGEST SCORELESS STREAK

92:25 - 4/7-4/10/04

## At Home:

119:00 - 4/21-4/30/06

## On Road:

92:25 - 4/7-4/10/04

## WINS

## MOST WINS

2 - 2008  
- 2004

## At Home:

2 - 2008  
- 2004

## On Road:

0 - four times

## FEWEST WINS

1 - 2007  
- 2006

## At Home:

1 - 2007  
- 2006

## On Road:

0 - four times

## LOSSES

## MOST LOSSES

4 - four times

## At Home:

2 - 2007  
- 2006

## On Road:

3 - 2008  
- 2004

## FEWEST LOSSES

4 - four times

## At Home:

1 - 2008  
- 2004

## On Road:

2 - 2007  
- 2006

## GOALS

## MOST GOALS SCORED

14 - 2007

## At Home:

11 - 2007

## On Road:

5 - 2006

## FEWEST GOALS SCORED

9 - 2004

## At Home:

5 - 2006

## On Road:

3 - 2007

## At Home:

3 - 2004

## MOST GOALS AGAINST

17 - 2008

## At Home:

10 - 2007

## On Road:

9 - 2008

## At Home:

2006

## FEWEST GOALS AGAINST

12 - 2004

## At Home:

3 - 2004

## On Road:

6 - 2007

## SPECIAL TEAMS

## MOST POWER PLAY GOALS

6 - 2006

## At Home:

5 - 2006

## On Road:

1 - four times

## FEWEST POWER PLAY GOALS

1 - 2004

## At Home:

0 - 2004

## On Road:

1 - four times

## MOST POWER PLAY CHANCES

32 - 2006 (6 PPGs, 18.8%)

## At Home:

21 - 2006 (5 PPGs, 23.8%)

## On Road:

14 - 2004 (1 PPG, 7.1%)

## FEWEST POWER PLAY CHANCES

22 - 2007 (3 PPGs, 13.6%)

## At Home:

11 - 2008 (1 PPG, 9.1%)

## On Road:

5 - 2007 (1 PPG, 20.0%)

## MOST POWER PLAY GOALS AGAINST

9 - 2006

## At Home:

6 - 2006

## On Road:

3 - 2006

## FEWEST POWER PLAY GOALS AGAINST

2 - 2007  
- 2004

## At Home:

0 - 2004

## On Road:

0 - 2007

## MOST CONSECUTIVE GAMES WITH A POWER PLAY GOAL

2 - 4/18-4/20/07  
- 4/27-4/30/06

## At Home:

2 - 4/13-4/20/07

## On Road:

None

## MOST CONSECUTIVE GAMES WITHOUT A POWER PLAY GOAL

4 - 4/7-4/13/04

## At Home:

3 - 4/11-4/17/04

## On Road:

2 - 4/7-4/10/04

## MOST CONSECUTIVE UNSUCCESSFUL POWER PLAY ATTEMPTS

22 - 4/7-4/15/04

## At Home:

15 - 4/11-4/17/04

## On Road:

12 - 4/7-4/15/04

## MOST CONSECUTIVE GAMES WITH A POWER PLAY GOAL AGAINST

5 - 4/21-4/30/06

## At Home:

3 - 4/21-4/30/06

## On Road:

2 - 4/25-4/27/06  
- 4/10-4/15/04

## MOST CONSECUTIVE GAMES WITHOUT ALLOWING A POWER PLAY GOAL

3 - 4/13-4/18/07

## At Home:

3 - 4/11-4/17/04

## On Road:

2 - 4/16-4/18/07

## MOST CONSECUTIVE SUCCESSFUL PENALTY KILLS

23 - 4/11-4/20/07

## At Home:

13 - 4/11-4/17/04

## On Road:

11 - 4/16-4/18/07

## TEAM RECORDS - SEASON (SERIES)/GAME

## MOST SHORTHANDED GOALS

1 - 2007  
- 2006  
- 2004

**At Home:**  
1 - 2007  
- 2004

**On Road:**  
1 - 2006

## FEWEST SHORTHANDED GOALS

0 - 2008

**At Home:**  
0 - 2008  
- 2006

**On Road:**  
0 - 2008  
- 2007  
- 2004

## MOST TIMES SHORTHANDED

37 - 2006 (9 PPGA, 75.7%)

**At Home:**  
21 - 2006 (6 PPGA, 71.4%)

**On Road:**  
16 - 2006 (3 PPGA, 81.2%)  
- 2004 (2 PPGA, 87.5%)

## FEWEST TIMES SHORTHANDED

26 - 2008 (3 PPGA, 88.5%)

**At Home:**  
13 - 2008 (2 PPGA, 84.6%)  
- 2004 (0 PPGA, 100.0%)

**On Road:**  
11 - 2007 (0 PPGA, 100.0%)

## MOST SHORTHANDED GOALS AGAINST

1 - 2008  
- 2004

**At Home:**  
1 - 2008

**On Road:**  
1 - 2004

## FEWEST SHORTHANDED GOALS AGAINST

0 - 2007  
- 2006

**At Home:**  
0 - 2007  
- 2006  
- 2004

**On Road:**  
0 - 2008  
- 2007  
- 2006

## MOST CONSECUTIVE GAMES WITH A SHORTHANDED GOAL

None

**At Home:**  
None

**On Road:**  
None

## MOST CONSECUTIVE GAMES WITH A SHORTHANDED GOAL AGAINST

None

**At Home:**  
None

**On Road:**  
None

## PENALTY MINUTES

## MOST PENALTY MINUTES

148 - 2007

**At Home:**  
124 - 2007

**On Road:**  
44 - 2006

## FEWEST PENALTY MINUTES

68 - 2008

**At Home:**  
34 - 2008  
- 2004

**On Road:**  
24 - 2007

## MOST PENALTY MINUTES, OPPONENT

97 - 2007

**At Home:**  
85 - 2007

**On Road:**  
30 - 2008

## FEWEST PENALTY MINUTES, OPPONENT

58 - 2008

**At Home:**  
28 - 2008

**On Road:**  
12 - 2007

## SHOTS

## MOST SHOTS

144 - 2008

**At Home:**  
90 - 2006

**On Road:**  
72 - 2004

## FEWEST SHOTS

128 - 2004

**At Home:**  
56 - 2004

**On Road:**  
45 - 2007

## MOST SHOTS AGAINST

242 - 2008

**At Home:**  
110 - 2008

**On Road:**  
132 - 2008

## FEWEST SHOTS AGAINST

163 - 2007

**At Home:**  
99 - 2007

**On Road:**  
64 - 2007  
- 2006

## GAME

## GOALS

## MOST GOALS SCORED

5 - 4/14/08 in 5-3 win vs. Detroit  
- 4/13/07 in 5-2 win vs. San Jose

**At Home:**  
5 - 4/14/08 in 5-3 win vs. Detroit  
- 4/13/07 in 5-2 win vs. San Jose

**On Road:**  
4 - 4/27/06 in 5-4 loss at San Jose

## MOST GOALS ALLOWED

5 - 4/11/07 in 5-4 loss vs. San Jose  
- 4/27/06 in 5-4 loss at San Jose

**At Home:**  
5 - 4/11/07 in 5-4 loss vs. San Jose

**On Road:**  
5 - 4/27/06 in 5-4 loss at San Jose

## MOST GOALS SCORED BY BOTH TEAMS

9 - 4/11/07 in 5-4 loss vs. San Jose  
- 4/27/06 in 5-4 loss at San Jose

**At Home:**  
9 - 4/11/07 in 5-4 loss vs. San Jose

## On Road:

9 - 4/27/06 in 5-4 loss at San Jose

## LARGEST MARGIN OF VICTORY

3 - 4/13/07 in 5-2 win vs. San Jose  
- 4/13/04 in 3-0 win vs. Detroit

**At Home:**  
3 - 4/13/07 in 5-2 win vs. San Jose  
- 4/13/04 in 3-0 win vs. Detroit

## On Road:

None

## LARGEST MARGIN OF DEFEAT

3 - four times, last 4/20/08 in 3-0 loss vs. Detroit

**At Home:**  
3 - 4/20/08 in 3-0 loss vs. Detroit  
- 4/23/06 in 3-0 loss vs. San Jose

**On Road:**  
3 - 4/25/06 in 4-1 loss at San Jose  
- 4/15/04 in 4-1 loss at Detroit

## SPECIAL TEAMS

## MOST POWER PLAY GOALS

4 - 4/21/06 in 4-3 win vs. San Jose

**At Home:**  
4 - 4/21/06 in 4-3 win vs. San Jose

**On Road:**  
1 - four times, last 4/12/08 in 4-2 loss at Detroit

## MOST POWER PLAY CHANCES

9 - 4/23/06 in 3-0 loss vs. San Jose

**At Home:**  
9 - 4/23/06 in 3-0 loss vs. San Jose

**On Road:**  
7 - 4/27/06 in 5-4 loss at San Jose

## MOST POWER PLAY GOALS AGAINST

3 - 4/23/06 in 3-0 loss vs. San Jose

**At Home:**  
3 - 4/23/06 in 3-0 loss vs. San Jose

**On Road:**  
2 - 4/27/06 in 5-4 loss at San Jose

## TEAM RECORDS - GAME/ PERIOD

## MOST SHORTHANDED GOALS

- 1 - 4/13/07 in 5-2 win vs. San Jose
- 4/25/06 in 4-1 loss at San Jose
- 4/11/04 in 3-1 win vs. Detroit

## At Home:

- 1 - 4/13/07 in 5-2 win vs. San Jose
- 4/11/04 in 3-1 win vs. Detroit

## On Road:

- 1 - 4/25/06 in 4-1 loss at San Jose

## MOST TIMES SHORTHANDED

- 10 - 4/23/06 in 3-0 loss vs. San Jose

## At Home:

- 10 - 4/23/06 in 3-0 loss vs. San Jose

## On Road:

- 9 - 4/25/06 in 4-1 loss at San Jose

## MOST SHORTHANDED GOALS AGAINST

- 1 - 4/20/08 in 3-0 loss vs. Detroit
- 4/15/04 in 4-1 loss at Detroit

## At Home:

- 1 - 4/20/08 in 3-0 loss vs. Detroit

## On Road:

- 1 - 4/15/04 in 4-1 loss at Detroit

## PENALTY MINUTES

## MOST PENALTY MINUTES

- 64 - 4/13/07 in 5-2 win vs. San Jose

## At Home:

- 64 - 4/13/07 in 5-2 win vs. San Jose

## On Road:

- 24 - 4/27/06 in 5-4 loss at San Jose

## MOST PENALTY MINUTES, OPPONENT

- 57 - 4/13/07 in 5-2 win vs. San Jose

## At Home:

- 57 - 4/13/07 in 5-2 win vs. San Jose

## On Road:

- 16 - 4/12/08 in 4-2 loss at Detroit

## MOST PENALTY MINUTES BY BOTH TEAMS

- 121 - 4/13/07 in 5-2 win vs. San Jose (NSH 64, S.J. 57)

## At Home:

- 121 - 4/13/07 in 5-2 win vs. San Jose (NSH 64, S.J. 57)

## On Road:

- 38 - 4/27/06 in 5-4 loss at San Jose (NSH 24, S.J. 14)

## SHOTS

## MOST SHOTS

- 43 - 4/11/07 in 5-4 loss vs. San Jose

## At Home:

- 43 - 4/11/07 in 5-4 loss vs. San Jose

## On Road:

- 30 - 4/27/06 in 5-4 loss at San Jose

## FEWEST SHOTS

- 15 - 4/17/04 in 2-0 loss vs. Detroit

## At Home:

- 15 - 4/17/04 in 2-0 loss vs. Detroit

## On Road:

- 17 - 4/25/06 in 4-1 loss at San Jose

## MOST SHOTS AGAINST

- 54 - 4/18/08 in 2-1 OT loss at Detroit

## At Home:

- 43 - 4/20/08 in 3-0 loss vs. Detroit
- 4/11/04 in 3-1 win vs. Detroit

## On Road:

- 54 - 4/20/08 in 2-1 OT loss at Detroit

## FEWEST SHOTS AGAINST

- 23 - 4/18/07 in 3-2 loss at San Jose

## At Home:

- 24 - 4/13/07 in 5-2 win vs. San Jose

## On Road:

- 23 - 4/18/07 in 3-2 loss at San Jose

## MOST SHOTS BY BOTH TEAMS

- 81 - 4/11/07 in 5-4 loss vs. San Jose (NSH 43, S.J. 38)

## At Home:

- 81 - 4/11/07 in 5-4 loss vs. San Jose (NSH 43, S.J. 38)

## On Road:

- 61 - 4/16/07 in 3-1 loss at San Jose (S.J. 41, NSH 20)

## FEWEST SHOTS BY BOTH TEAMS

- 41 - 4/17/04 in 2-0 loss vs. Detroit (DET 26, NSH 15)

## At Home:

- 41 - 4/17/04 in 2-0 loss vs. Detroit (DET 26, NSH 15)

## On Road:

- 48 - 4/18/07 in 3-2 loss at San Jose (NSH 25, S.J. 23)

## LARGEST SHOT ADVANTAGE

- 6 - 4/27/06 in 5-4 loss at San Jose (NSH 30, S.J. 24)

## At Home:

- 5 - 4/11/07 in 5-4 loss vs. San Jose (NSH 43, S.J. 38)

## On Road:

- 6 - 4/27/06 in 5-4 loss at San Jose (NSH 30, S.J. 24)

## LARGEST SHOT DEFICIT

- 33 - 4/18/08 in 2-1 OT loss at Detroit (DET 54, NSH 21)

## At Home:

- 23 - 4/20/08 in 3-0 loss vs. Detroit (DET 43, NSH 20)

## On Road:

- 33 - 4/18/08 in 2-1 OT loss at Detroit (DET 54, NSH 21)

## PERIOD

## GOALS

## MOST GOALS

- 3 - 4/14/08 in 3rd per. of 5-3 win vs. Detroit
- 4/21/06 in 1st per. of 4-3 win vs. San Jose

## At Home:

- 3 - 4/14/08 in 3rd per. of 5-3 win vs. Detroit
- 4/21/06 in 1st per. of 4-3 win vs. San Jose

## On Road:

- 2 - 4/12/08 in 2nd per. of 4-2 loss at Detroit
- 4/23/06 in 3rd per. of 5-4 loss at San Jose

## MOST GOALS AGAINST

- 3 - Five times, last 4/11/07 in 2nd per. of 5-4 loss vs. San Jose

## At Home:

- 3 - 4/11/07 in 2nd per. of 5-4 loss vs. San Jose
- 4/23/06 in 1st per. of 3-0 loss vs. San Jose

## On Road:

- 3 - 4/27/06 in 2nd per. of 5-4 loss at San Jose
- 4/15/04 in 1st per. of 4-1 loss at Detroit
- 4/7/04 in 3rd per. of 3-1 loss at Detroit

## FASTEST GOALS

## FASTEST GOAL FROM START OF GAME

- 0:16 - Adam Hall, 4/7/04 in 3-1 loss at Detroit

## At Home:

- 5:18 - Dan Hamhuis, 4/16/08 in 3-2 win vs. Detroit

## On Road:

- 0:16 - Adam Hall, 4/7/04 in 3-1 loss at Detroit

## FASTEST GOAL AGAINST FROM START OF GAME

- 1:26 - Ray Whitney, 4/17/04 in 2-0 loss vs. Detroit

## At Home:

- 1:26 - Ray Whitney, 4/17/04 in 2-0 loss vs. Detroit

## On Road:

- 2:26 - Darren McCarthy, 4/12/08 in 4-2 loss at Detroit

## FASTEST GOAL FROM START OF SECOND PERIOD

- 2:19 - Alexander Radulov, 4/12/08 in 4-2 loss at Detroit

## At Home:

- 2:35 - Alexander Radulov, 4/11/07 in 5-4 loss vs. San Jose

## On Road:

- 2:19 - Alexander Radulov, 4/12/08 in 4-2 loss at Detroit

## FASTEST GOAL AGAINST FROM START OF SECOND PERIOD

- 0:39 - Nicklas Lidstrom, 4/12/08 in 4-2 loss at Detroit

## At Home:

- 5:31 - Mike Grier, 4/11/07 in 5-4 loss vs. San Jose

## On Road:

- 0:39 - Nicklas Lidstrom, 4/12/08 in 4-2 loss at Detroit

## FASTEST GOAL FROM START OF THIRD PERIOD

- 2:04 - Greg Johnson, 4/13/04 in 3-0 win vs. Detroit

## At Home:

- 2:04 - Greg Johnson, 4/13/04 in 3-0 win vs. Detroit

## On Road:

- 10:47 - Mike Sillinger, 4/27/06 in 5-4 loss at San Jose

## FASTEST GOAL AGAINST FROM START OF THIRD PERIOD

- 0:37 - Kris Draper, 4/7/04 in 3-1 loss at Detroit

## At Home:

- 0:40 - Pavel Datsyuk, 4/14/08 in 5-3 win vs. Detroit

## On Road:

- 0:37 - Kris Draper, 4/7/04 in 3-1 loss at Detroit

## FASTEST GOAL AGAINST FROM START OF OVERTIME

- 1:48 - Johan Franzen, 4/18/08 in 2-1 loss at Detroit

## At Home:

- 8:14 - (207) - Patrick Rissmiller, 4/11/07 in 5-4 loss vs. San Jose

## TEAM RECORDS - PERIOD

**On Road:**

1:48 - Johan Franzen, 4/18/08 in 2-1 loss at Detroit

**LATEST GOAL AGAINST FROM START OF OVERTIME**

8:14 (2OT) - Patrick Rissmiller, 4/11/07 in 5-4 loss vs. San Jose

**At Home:**

8:14 (2OT) - Patrick Rissmiller, 4/11/07 in 5-4 loss vs. San Jose

**On Road:**

1:48 - Johan Franzen, 4/18/08 in 2-1 loss at Detroit

**FASTEST TWO GOALS, TEAM**

0:09 - Ryan Suter & Jason Arnott, 4/14/08 @ 16:03 & 16:12 of 3rd per. of 5-3 win vs. Detroit

**At Home:**

0:09 - Ryan Suter & Jason Arnott, 4/14/08 @ 16:03 & 16:12 of 3rd per. of 5-3 win vs. Detroit

**On Road:**

0:11 - Alexander Radulov & Jordin Tootoo, 4/12/08 @ 2:19 & 2:30 of 2nd per. of 4-2 loss at Detroit

**FASTEST TWO GOALS AGAINST, TEAM**

0:30 - Ray Whitney & Steve Yzerman, 4/17/04 @ 1:26 & 1:56 of 1st per. of 2-0 loss vs. Detroit

**At Home:**

0:30 - Ray Whitney & Steve Yzerman, 4/17/04 @ 1:26 & 1:56 of 1st per. of 2-0 loss vs. Detroit

**On Road:**

1:07 - Johnathan Cheechoo & Patrick Marleau, 4/25/06 @ 15:38 & 16:45 of 3rd per. of 4-1 loss at San Jose

**FASTEST TWO GOALS, BOTH TEAMS**

0:11 - Pavel Datsyuk (DET) & Greg de Vries (NSH), 4/16/08 @ 6:24 & 6:35 of 2nd per. of 3-2 win vs. Detroit

**At Home:**

0:11 - Pavel Datsyuk (DET) & Greg de Vries (NSH), 4/16/08 @ 6:24 & 6:35 of 2nd per. of 3-2 win vs. Detroit

**On Road:**

1:16 - Shea Weber (NSH) & Patrick Marleau (S.J.), 4/27/06 @ 5:45 & 7:01 of 2nd per. of 5-4 loss at San Jose

**FASTEST THREE GOALS, TEAM**

3:36 - Ryan Suter, Jason Arnott & Martin Erat, 4/14/08 @ 16:03, 16:12 & 19:39 of 3rd per. of 5-3 win vs. Detroit

**At Home:**

3:36 - Ryan Suter, Jason Arnott & Martin Erat, 4/14/08 @ 16:03, 16:12 & 19:39 of 3rd per. of 5-3 win vs. Detroit

**On Road:**

29:53 - Shea Weber, Mike Sillinger & Scott Hartnell, 4/27/06 @ 5:45 of 2nd per. & 10:47 & 15:38 of 3rd per. of 5-4 loss at San Jose

**FASTEST THREE GOALS AGAINST, TEAM**

5:55 - Patrick Marleau, Marleau & Mark Smith, 4/27/06 @ 7:01, 11:30 & 12:56 of 2nd per. of 5-4 loss at San Jose

**At Home:**

10:21 - Mike Grier, Craig Rivet & Milan Michalek, 4/11/07 @ 5:31, 12:57 & 15:52 of 2nd per. of 5-4 loss vs. San Jose

**On Road:**

5:55 - Patrick Marleau, Marleau & Mark Smith, 4/27/06 @ 7:01, 11:30 & 12:56 of 2nd per. of 5-4 loss at San Jose

**FASTEST THREE GOALS, BOTH TEAMS**

1:51 - Nicklas Lidstrom (DET), Alexander Radulov (NSH) & Jordin Tootoo (NSH), 4/12/08 @ 0:39, 2:19 & 2:30 of 2nd per. of 4-2 loss at Detroit

**At Home:**

2:56 - Alexander Radulov (NSH), J.P. Dumont (NSH) & Mike Grier (S.J.), 4/11/07 @ 2:35, 3:56 & 5:31 of 2nd per. of 5-4 loss vs. San Jose

**On Road:**

1:51 - Nicklas Lidstrom (DET), Alexander Radulov (NSH) & Jordin Tootoo (NSH), 4/12/08 @ 0:39, 2:19 & 2:30 of 2nd per. of 4-2 loss at Detroit

**SPECIAL TEAMS****MOST POWER PLAY GOALS**

3 - 4/21/06 in 1st per. of 4-3 win vs. San Jose

**At Home:**

3 - 4/21/06 in 1st per. of 4-3 win vs. San Jose

**On Road:**

1 - four times, last 4/12/08 in 2nd per. of 4-2 loss at Detroit

**MOST POWER PLAY CHANCES**

5 - 4/23/06 in 3rd per. of 3-0 loss vs. San Jose

**At Home:**

5 - 4/23/06 in 3rd per. of 3-0 loss vs. San Jose

**On Road:**

3 - 4/27/06 in 1st per. of 5-4 loss at San Jose  
4/10/04 in 2nd per. of 2-1 loss at Detroit  
4/10/04 in 1st per. of 2-1 loss at Detroit

**MOST POWER PLAY GOALS AGAINST**

3 - 4/23/06 in 3rd per. of 3-0 loss vs. San Jose

**At Home:**

3 - 4/23/06 in 3rd per. of 3-0 loss vs. San Jose

**On Road:**

2 - 4/27/06 in 2nd per. of 5-4 loss at San Jose

**MOST SHORTHANDED GOALS**

1 - 4/13/07 in 2nd per. of 5-2 win vs. San Jose  
4/25/06 in 1st per. of 4-1 loss at San Jose  
4/11/04 in 1st per. of 3-1 win vs. Detroit

**At Home:**

1 - 4/13/07 in 2nd per. of 5-2 win vs. San Jose  
4/11/04 in 1st per. of 3-1 win vs. Detroit

**On Road:**

1 - 4/25/06 in 1st per. of 4-1 loss at San Jose

**MOST SHORTHANDED SITUATIONS**

5 - 4/20/07 in 2nd per. of 3-2 loss vs. San Jose  
4/23/06 in 1st per. of 3-0 loss vs. San Jose

**At Home:**

5 - 4/20/07 in 2nd per. of 3-2 loss vs. San Jose  
4/23/06 in 1st per. of 3-0 loss vs. San Jose

**On Road:**

4 - 4/16/07 in 2nd per. of 3-1 loss at San Jose  
4/27/06 in 2nd per. of 5-4 loss at San Jose  
4/25/06 in 3rd per. of 4-1 loss at San Jose

**MOST SHORTHANDED GOALS AGAINST**

1 - 4/20/08 in 2nd per. of 3-0 loss vs. Detroit  
4/15/04 in 1st per. of 4-1 loss at Detroit

**At Home:**

1 - 4/20/08 in 2nd per. of 3-0 loss vs. Detroit

**On Road:**

1 - 4/15/04 in 1st per. of 4-1 loss at Detroit

**PENALTY MINUTES****MOST PENALTY MINUTES**

35 - 4/13/07 in 3rd per. of 5-2 win vs. San Jose

**At Home:**

35 - 4/13/07 in 3rd per. of 5-2 win vs. San Jose

**On Road:**

14 - 4/10/04 in 3rd per. of 2-1 loss at Detroit

**MOST PENALTY MINUTES, OPPONENT**

41 - 4/13/07 in 3rd per. of 5-2 win vs. San Jose

**At Home:**

41 - 4/13/07 in 3rd per. of 5-2 win vs. San Jose

**On Road:**

8 - 4/12/08 in 1st per. of 4-2 loss at Detroit  
4/27/06 in 1st per. of 5-4 loss at San Jose

**MOST PENALTY MINUTES BY BOTH TEAMS**

76 - 4/13/07 in 3rd per. of 5-2 win vs. San Jose (S.J. 41, NSH 35)

**At Home:**

76 - 4/13/07 in 3rd per. of 5-2 win vs. San Jose (S.J. 41, NSH 35)

**On Road:**

16 - 4/12/08 in 1st per. of 4-2 loss at Detroit (NSH 8, DET 8)  
4/27/06 in 3rd per. of 5-4 loss at San Jose (NSH 12, S.J. 4)  
4/25/06 in 3rd per. of 4-1 loss at San Jose (NSH 10, S.J. 6)

**SHOTS****MOST SHOTS**

15 - 4/12/08 in 1st per. of 4-2 loss at Detroit  
4/30/06 in 2nd per. of 2-1 loss vs. San Jose

**At Home:**

15 - 4/30/06 in 2nd per. of 2-1 loss vs. San Jose

**On Road:**

15 - 4/12/08 in 1st per. of 4-2 loss at Detroit

**MOST SHOTS AGAINST**

23 - 4/11/04 in 3rd per. of 3-1 win vs. Detroit

**At Home:**

23 - 4/11/04 in 3rd per. of 3-1 win vs. Detroit

**On Road:**

20 - 4/18/08 in 2nd per. of 2-1 OT loss at Detroit

**MOST SHOTS BY BOTH TEAMS**

33 - 4/30/06 in 2nd per. of 2-1 loss vs. San Jose (S.J. 18, NSH 15)

**At Home:**

33 - 4/30/06 in 2nd per. of 2-1 loss vs. San Jose (S.J. 18, NSH 15)

**On Road:**

25 - Five times, last 4/18/08 in 3rd per. of 2-1 OT loss at Detroit (DET 16, NSH 9)

**FEWEST SHOTS**

3 - four times, last 4/18/08 in 2nd per. of 2-1 OT loss at Detroit

**At Home:**

3 - 4/13/04 in 1st per. of 3-0 win vs. Detroit



## TEAM RECORDS - PERIOD/ INDIVIDUAL RECORDS – CAREER

**On Road:**

- 3 - 4/18/08 in 2nd per. of 2-1 OT loss at Detroit
- 4/12/08 in 3rd per. of 4-2 loss at Detroit
- 4/18/07 in 3rd per. of 3-2 loss at San Jose

**FEWEST SHOTS AGAINST**

- 2 - 4/11/07 in 3rd per. of 5-4 loss vs. San Jose

**At Home:**

- 2 - 4/11/07 in 3rd per. of 5-4 loss vs. San Jose

**On Road:**

- 3 - 4/27/06 in 3rd per. of 5-4 loss at San Jose

**FEWEST SHOTS BY BOTH TEAMS**

- 11 - 4/17/04 in 3rd per. of 2-0 loss vs. Detroit (DET 6, NSH 5)
- 4/15/04 in 2nd per. of 4-1 loss at Detroit (NSH 6, DET 5)

**At Home:**

- 11 - 4/17/04 in 3rd per. of 2-0 loss vs. Detroit (DET 6, NSH 5)

**On Road:**

- 11 - 4/15/04 in 2nd per. of 4-1 loss at Detroit (NSH 6, DET 5)

**LARGEST SHOT ADVANTAGE**

- 11 - 4/11/07 in 3rd per. of 5-4 loss vs. San Jose (NSH 13, S.J. 2)
- 4/27/06 in 3rd per. of 5-4 loss at San Jose (NSH 14, S.J. 3)

**At Home:**

- 11 - 4/11/07 in 3rd per. of 5-4 loss vs. San Jose (NSH 13, S.J. 2)

**On Road:**

- 11 - 4/27/06 in 3rd per. of 5-4 loss at San Jose (NSH 14, S.J. 3)

**LARGEST SHOT DEFICIT**

- 17 - 4/18/08 in 2nd per. of 2-1 OT loss at Detroit (DET 20, NSH 3)
- 4/20/08 in 2nd per. of 3-0 loss vs. Detroit (DET 21, NSH 4)

**At Home:**

- 17 - 4/20/08 in 2nd per. of 3-0 loss vs. Detroit (DET 21, NSH 4)

**On Road:**

- 17 - 4/18/08 in 2nd per. of 2-1 OT loss at Detroit (DET 20, NSH 3)

## INDIVIDUAL RECORDS - CAREER

**GAMES PLAYED****MOST GAMES PLAYED**

- 22 - Dan Hamhuis, 2004-08

**By Defenseman**

- 22 - Dan Hamhuis, 2004-08

**GOALS****MOST GOALS**

- 5 - Alexander Radulov, 2007-08

**By Defenseman**

- 3 - Shea Weber, 2006-08

**MOST GAME-WINNING GOALS**

- 2 - Adam Hall, 2004-06

**ASSISTS****MOST ASSISTS**

- 7 - Paul Kariya, 2006-07

**By Defenseman**

- 6 - Dan Hamhuis, 2004-08
- Shea Weber, 2006-08
- Marek Zidlicky, 2004-08

**POINTS****MOST POINTS**

- 9 - Shea Weber, 2006-08
- Paul Kariya, 2006-07

**By Defenseman**

- 9 - Shea Weber (3g-6a), 2006-08

**MOST POINTS AGAINST**

- 14 - Patrick Marleau (S.J.) (10g-4a), 2006-07

**SPECIAL TEAMS****MOST POWER-PLAY GOALS**

- 2 - Paul Kariya, 2006-07

**By Defenseman**

- 1 - Dan Hamhuis, 2004-08
- Shea Weber, 2006-08

**MOST POWER-PLAY POINTS**

- 8 - Paul Kariya (2g-6a), 2006-07

**By Defenseman**

- 4 - Kimmo Timonen (4a), 2004-07

**MOST SHORTHANDED GOALS**

- 1 - J.P. Dumont, 2007
- David Legwand, 2004-07
- Kimmo Timonen, 2004-07

**MOST SHORTHANDED POINTS**

- 2 - Kimmo Timonen (1g-1a), 2004-07

**SHOTS****MOST SHOTS**

- 43 - David Legwand, 2004-08

**By Defenseman**

- 33 - Kimmo Timonen, 2004-07

**PENALTY MINUTES****MOST PENALTY MINUTES**

- 34 - Scott Hartnell, 2004-07

**By Defenseman**

- 18 - Kimmo Timonen, 2004-07

**GOALTENDING****MOST GAMES PLAYED**

- 11 - Tomas Vokoun, 2004-07

**MOST MINUTES PLAYED**

- 680 - Tomas Vokoun, 2004-07

**MOST WINS**

- 3 - Tomas Vokoun, 2004-07

**MOST LOSSES**

- 8 - Tomas Vokoun, 2004-07

**MOST GOALS ALLOWED**

- 28 - Tomas Vokoun, 2004-07

**LOWEST GOALS-AGAINST AVERAGE****(min. 4 games)**

- 2.47 - Tomas Vokoun, 2004-07

**HIGHEST SAVE PERCENTAGE****(min. 4 games)**

- .938 - Dan Ellis, 2008

**MOST SHUTOUTS**

- 1 - Tomas Vokoun, 2004-07

**MOST ASSISTS**

- None

**MOST POINTS**

- None

**MOST PENALTY MINUTES**

- 2 - Tomas Vokoun, 2004-07

## INDIVIDUAL RECORDS – SEASON (SERIES)

## GOALS

## MOST GOALS

4 - J.P. Dumont, 2007

## By Defenseman

2 - Shea Weber, 2006

## By Rookie

3 - Alexander Radulov, 2007

## MOST GOALS AT HOME

4 - J.P. Dumont, 2007

## By Defenseman

1 - five times, last four in 2008

## By Rookie

3 - Alexander Radulov, 2007

## MOST GOALS ON ROAD

2 - Jordin Tootoo, 2008

## By Defenseman

1 - Ryan Suter, 2007  
- Kimmo Timonen, 2006  
- Shea Weber, 2006

## By Rookie

1 - Shea Weber, 2006

## MOST GAME-WINNING GOALS

1 - Six times, last Jason Arnott &  
Greg de Vries, 2008

## LONGEST GOAL-SCORING STREAK

2 - Six times, last Alexander Radulov  
(2g), 4/12-4/14/08

## ASSISTS

## MOST ASSISTS

5 - Paul Kariya, 2006

## By Defenseman

3 - Five times, last Shea Weber &  
Marek Zidlicky, 2008

## By Rookie

2 - Rich Peverley, 2008  
- Dan Hamhuis, 2004

## MOST ASSISTS AT HOME

4 - Paul Kariya, 2006

## By Defenseman

3 - Shea Weber, 2007

## By Rookie

2 - Dan Hamhuis, 2004

## MOST ASSISTS ON ROAD

2 - Shea Weber, 2008  
- J.P. Dumont, 2007  
- David Legwand, 2007

## By Defenseman

2 - Shea Weber, 2008

## By Rookie

1 - Rich Peverley, 2008

## LONGEST ASSIST STREAK

3 - David Legwand (3a), 4/13-4/18/07  
- Jason York (3a), 4/11-4/15/04

## POINTS

## MOST POINTS

7 - Paul Kariya (2g-5a), 2006

## By Defenseman

4 - Shea Weber (1g-3a), 2008  
- Kimmo Timonen (1g-3a), 2006

## By Rookie

4 - Alexander Radulov (3g-1a), 2007

## MOST POINTS AT HOME

5 - Paul Kariya (1g-4a), 2006

## By Defenseman

3 - Shea Weber (3a), 2007

## By Rookie

4 - Alexander Radulov (3g-1a), 2007

## MOST POINTS ON ROAD

2 - Six times, last Jordin Tootoo (2g) &  
Shea Weber (2a), 2008

## By Defenseman

2 - Shea Weber (2a), 2008  
- Kimmo Timonen (1g-1a), 2006

## By Rookie

1 - Rich Peverley (1a), 2008  
- Shea Weber (1g), 2006

## LONGEST POINTS STREAK

4 - J.P. Dumont (4g-2a), 4/11-4/18/07

## SPECIAL TEAMS

## MOST POWER-PLAY GOALS

2 - Paul Kariya, 2006

## By Defenseman

1 - Dan Hamhuis, 2008  
- Shea Weber, 2006

## By Rookie

1 - Shea Weber, 2006

## MOST POWER-PLAY POINTS

6 - Paul Kariya (2g-4a), 2006

## By Defenseman

3 - Kimmo Timonen (3a), 2006

## By Rookie

1 - Shea Weber (1g), 2006  
- J.P. Dumont, 2007

## MOST SHORTHANDED GOALS

1 - J.P. Dumont, 2007  
- David Legwand, 2004  
- Kimmo Timonen, 2006

## MOST SHORTHANDED POINTS

1 - Five times, last J.P. Dumont (1g) &  
Kimmo Timonen (1a), 2007

## SHOTS

## MOST SHOTS

17 - Kimmo Timonen, 2006

## By Defenseman

17 - Kimmo Timonen, 2006

## By Rookie

13 - Alexander Radulov, 2007

## PENALTY MINUTES

## MOST PENALTY MINUTES

28 - Scott Hartnell, 2007

## By Defenseman

12 - Brendan Witt, 2006

## By Rookie

19 - Alexander Radulov, 2007

## PLUS/MINUS

## HIGHEST PLUS/MINUS

+4 - J.P. Dumont, 2007  
- Greg Johnson, 2004

## By Defenseman

+2 - Greg Zanon, 2008  
- Jason York, 2004

## By Rookie

+1 - Alexander Radulov, 2007

## GOALTENDING

## MOST GAMES PLAYED

6 - Dan Ellis, 2008  
- Tomas Vokoun, 2004

## MOST CONSECUTIVE GAMES PLAYED

6 - Dan Ellis, 2008, 4/10-4/20/08  
- Tomas Vokoun, 4/7-4/17/04

## MOST CONSECUTIVE STARTS

6 - Dan Ellis, 2008, 4/10-4/20/08  
- Tomas Vokoun, 4/7-4/17/04

## MOST MINUTES PLAYED

357 - Dan Ellis, 2008

## MOST WINS

2 - Dan Ellis, 2008  
- Tomas Vokoun, 2004

## MOST CONSECUTIVE WINS

2 - Dan Ellis, 2008, 4/14-4/16/08  
- Tomas Vokoun, 4/11-4/13/04

## MOST LOSSES

4 - Four times, last Dan Ellis, 2008

## MOST CONSECUTIVE LOSSES

4 - Chris Mason, 4/23-4/30/06

## MOST GOALS ALLOWED

17 - Chris Mason, 2006

## LOWEST GOALS-AGAINST AVERAGE

(min. 4 games)  
2.02 - Tomas Vokoun, 2004

## HIGHEST SAVE PERCENTAGE

(min. 4 games)  
.939 - Tomas Vokoun, 2004

## MOST SHUTOUTS

1 - Tomas Vokoun, 2004

## LONGEST SHUTOUT STREAK

77:58 - Tomas Vokoun, 4/11-4/15/04

## MOST ASSISTS

None

## MOST POINTS

None

## MOST PENALTY MINUTES

2 - Tomas Vokoun, 2007



***MEDIA INFORMATION***

# PRESS, RADIO & TV INFORMATION

### PRESS INFORMATION

Inquiries about the Predators may be directed to Tim Darling (615-770-2380), Kevin Wilson (615-770-2335) or Greg Harvey (615-770-2363) of the club's communications department.

### CREDENTIALS

Season passes are issued to those members of the media who regularly cover the Nashville Predators. These passes will be honored for entrance to the Sommet Center and all working areas for all 2008-09 regular-season home games. Single-game credentials must be submitted by email or faxed (615-770-2295) on company letterhead to Kevin Wilson (kwilson@nashvillepredators.com) by 1:00 p.m. on the day prior to the game in question. Press box space is limited; for this reason, the Predators cannot guarantee credentials to those members of the media who request such passes after the deadline.

Credentials will be issued only to representatives of legitimate news-gathering agencies and will be confiscated if worn by members of the media whose names do not appear on the credential. Only credentialed members of the media are allowed to sit in the press box.

### MEDIA ENTRANCE

All credentialed media may enter the media/Suite Level Club entrance of the Sommet Center on Fifth Avenue. The entrance will be open three hours prior to face-off and credentials will be available at this entrance after it has been opened.

### PHOTOGRAPHERS

Accredited photographers may shoot from the photo boxes adjacent to the players' benches and other designated areas. Freelance photographers will not be permitted. Location assignments are issued by the Predators' communications department and coordinated with team photographer John Russell. No roving passes will be issued.

### PRESS BOX & RADIO/TV BOOTHS

The press box and radio/TV booths are located at the top of arena seats in sections 310 and 311 (southwest corner of the Sommet Center). All media should take the southwest corner freight elevator to the fourth level. The press box is equipped with VDT outlets, monitors, telephones and wireless internet service.

### WIRELESS INTERNET SERVICE

Wireless internet service is available (free of charge) to media in the event-level media lounge and in the press box. For assistance, please contact Casey Millar at (615) 642-6203.

### PRE-GAME

The Predators' locker room corridor will be open until 90 minutes before each game. A representative from the Predators' communications department will be present to assist members of the media wishing to interview players. Television and radio stations seeking live or taped pre-game interviews must request the coach or player and state the specific interview time to media relations representatives AT OR BEFORE the game-day skate.

### POST-GAME

Head Coach Barry Trotz will be available in the event-level media lounge for his post-game press conference following each home game. The Predators' locker rooms will open no later than ten minutes following the conclusion of the game. Transcriptions of both head coaches' post-game press conferences, as well as various Predators player quotes from the locker room will be distributed to the media in a timely manner following each home game.

### MEDIA WORK ROOMS

Workrooms and pre-game meals are available in the media dining area on the event level in the northwest corner of the arena. These rooms open three hours before the opening face-off. There is a second media lounge adjacent to sections 310 and 311. Statistical information, beverages and snacks will be available in the upper lounge during intermissions. Credentials must be displayed at all times to gain access to all media areas.

### PRACTICE SESSIONS

Locker rooms will open ten minutes (maximum) after the conclusion of practice. In the event of a team meeting, the room will open at the conclusion of the meeting.

### BETWEEN-PERIOD TV INTERVIEWS

Requests are to be made before or during the morning skate. A media relations representative will be on hand to assist with all requests.

## PRESS, RADIO & TV INFORMATION

### OFF-LIMITS

The medical room and shower and lavatory areas will be closed to all media. The main locker room, weight room and player lounge will be open to the media. Media are not permitted to enter the coaches' offices unless escorted by a member of the Predators communications department.

### INJURY REPORTS

Predators General Manager David Poile, Head Coach Barry Trotz and communications personnel are the only Predators representatives who will offer comments on player injuries or injury updates.

### FINDING THE SOMMET CENTER

From the west on I-40, follow Nashville signs and exit on Broadway (209B). Turn left on Broadway and the Sommet Center will be on your right, between 6th and 5th avenues.

From the east on I-40, follow I-40 West, take the Memphis fork, exit on Broadway (209A). Turn right on Broadway and the Sommet Center will be on your right, between 6th and 5th avenues. From the north on I-65, follow I-65 South to I-40 West. When I-40 splits, take I-40 East to the right. Take the Broadway exit (209B). Turn left on Broadway and the Sommet Center will be on your right, between 6th and 5th avenues.

From the south on I-65, stay north on I-65 to I-40 West toward Memphis, exit on Broadway (209A). Turn right and the Sommet Center will be on your right between 6th and 5th avenues. From the southeast on I-24, follow I-24 West to I-40 West toward Memphis. Exit on Broadway (209A). Turn right and the Sommet Center will be on your right between 6th and 5th avenues.

From the northwest on I-24, follow I-24 East to I-65 South to I-40 West. When I-40 splits, take I-40 East to the right. Take the Broadway exit (209B). Turn left on Broadway and the Sommet Center will be on your right, between 6th and 5th avenues.

### FINDING CENTENNIAL SPORTSPLEX

From I-40 West (Airport), follow Memphis signs to I-440. Stay on I-440 until West End Avenue. Take a right off the exit ramp and stay on West End Avenue until 25th Avenue. Take a left on 25th and Centennial Sportsplex will be on your right.

From Downtown, Broadway will turn into West End Avenue and follow until 25th Avenue. Turn right and Centennial Sportsplex will be on the right.

### MISCELLANEOUS

<b>Executive Offices:</b>	Sommet Center, Corner of Sixth Avenue & Broadway (501 Broadway)
<b>Home Ice:</b>	Sommet Center
<b>Seating Capacity:</b>	17,113
<b>Press Box:</b>	Sixth Avenue side
<b>Press Room:</b>	Fifth Avenue side
<b>Television Facilities:</b>	Sixth Avenue side
<b>Radio Facilities:</b>	Sixth Avenue side
<b>Media Entrance:</b>	Suite Level Club (Fifth Avenue)
<b>Rink Dimensions:</b>	200 feet x 85 feet
<b>Ends and Sides of Rink:</b>	Athletica Plexiglass: corners - 8 feet, sides - 6 feet
<b>Club Colors:</b>	Blue, gold, silver, steel, orange
<b>Television Outlet:</b>	FSN South (Nashville Comcast channel 28)
<b>Radio Outlets:</b>	WGFX (104.5-FM) & WRQQ (97.1-FM)
<b>Press Box Phone:</b>	615-770-2165
<b>Communications Fax:</b>	615-770-2295



## HOCKEY OPERATIONS



### ORDER OF SELECTION FOR 2009 ENTRY DRAFT

The NHL's annual Draft Drawing is a weighted lottery system to determine the order of selection for the first 14 picks of the 2009 Entry Draft.

The 14 teams that did not qualify for the Stanley Cup Playoffs, or clubs that acquired those clubs' 2009 first-round draft picks, participate in the Drawing.

The Club selected in the drawing may not move up more than four positions in the draft order, thus only the five Clubs with the fewest regular-season points had the opportunity to receive the first overall selection.

No Club can move down more than one position as a result of the Draft Drawing.

In the first round of the 2009 Entry Draft, the order of selection is as follows:

- a) The first 14 selections, as determined by the Draft Drawing (see above);
- b) Clubs eliminated in the first two rounds of the 2009 Stanley Cup Playoffs, regular-season division winners excluded, in inverse order of points;
- c) Regular-season division-winning clubs eliminated in the first two rounds of the 2009 Stanley Cup Playoffs, in inverse order of points;
- d) Clubs eliminated in the 2009 Conference Finals, in inverse order of points;
- e) Stanley Cup Finalist
- f) Stanley Cup champion

In the second and subsequent rounds the order of selection is as follows:

- a) Non-playoff clubs in inverse order of points;
- b) Clubs eliminated in the first two rounds of the 2009 Stanley Cup Playoffs, regular-season division winners excluded, in inverse order of points;
- c) Regular-season division-winning clubs eliminated in the first two rounds of the 2009 Stanley Cup Playoffs, in inverse order of points;
- d) Clubs eliminated in the 2009 Conference Finals, in inverse order of points;
- e) Stanley Cup Finalist
- f) Stanley Cup champion

### ELIGIBILITY FOR CLAIM

- a) All Players age 18 or older are eligible for claim in the Entry Draft, except:
  - i. a Player on the Reserve List of a Club, other than as a try-out;
  - ii. a Player who has been claimed in two prior Entry Drafts;
  - iii. a Player who previously played in the League and became a Free Agent pursuant to this Agreement;
- iv. a Player age 21 or older who: (A) has not been selected in a previous Entry Draft and (B) played hockey for at least one season in North America when he was age 18, 19, or 20 and shall be eligible to enter the League as an Unrestricted Free Agent pursuant to Article 10.1(d); and 18
- v. a Player age 22 or older who has not been selected in a previous Entry Draft and shall be eligible to enter the League as an Unrestricted Free Agent pursuant to Article 10.1(d).

### UNSIGNED DRAFT CHOICES

- a) A player aged 18 or 19 who was selected in the first three rounds of the Entry Draft and who was not signed by his NHL Club may not be retained by the Club and must be returned to his junior Club no later than the day prior to the opening of the NHL regular season.
- b) A player aged 18 or 19 who was selected in the fourth or subsequent rounds who has not been signed by his NHL Club may not be retained by his Club and must be returned to his junior Club no later than the fourth day prior to the opening of the NHL regular season.

### ENTRY LEVEL PLAYERS

1. Players 18 through 21 years of age when signing their first contract must remain in the entry-level system for a period of three years; players age 22 and 23 when signing their first contract are in the entry level system for two years; while those age 24 when first under contract are in the entry level system for one year. Age is defined as the player's age on September 15 of the calendar year in which he signs the contract, regardless of his actual age on the date he signs such contract.
2. In the event that a signed 18 or 19-year-old player does not play a minimum of 10 NHL games (regular season and/or playoffs) in his first season under contract, the term of his player contract and his number of years in the entry level system will be extended for a period of one year. The exception to this is a 19-year-old player who turns 20 years of age between September 16 and December 31 in his first contract year.
3. In the event that a player signs his first contract at age 18 and has had his Player Contract extended for one season already, and such player does not play at least 10 NHL games (regular season and/or playoffs) in the second season under that player's Player Contract, then the term of his Player Contract and his number of years in the Entry Level System shall be extended for one additional year.



## HOCKEY OPERATIONS

### 23-MAN ROSTER

There may be a maximum of 23 players on each Club's playing roster at any one time from the commencement of the NHL regular season through the trade deadline. Prior to the start of the season, each Club must submit to the NHL its "Opening Day Playing Roster" which shall be comprised of not more than 23 players. Each Club must have a roster of at least 20 players, composed of 18 skaters and two goaltenders. Players on Injured Reserve do not count in the 23-Man Roster limit.

### INJURED RESERVE LIST

In the event that a player is injured and a Club wishes to place him on the Injured Reserve List, the Club must follow these procedures.

1. A Club may place a player on the injured reserve list if such player is injured, disabled or ill and unable to perform his duties as a hockey player after having passed the Club's initial physical examination in that season.
2. A player who has an injury that renders him physically unable to play for a minimum of seven days after that date of the injury can be placed on the Club's Injured Reserve List. Once a player is placed on the injured reserve, the Club may replace said player on its NHL roster with another player. All determinations that a player has suffered an injury warranting injured reserve status must be made by the Club's medical staff and in accordance with the Club's medical standards.
3. A player placed on Injured Reserve is ineligible to compete in NHL games for a period of not less than seven days from the date of injury.
4. Players on Injured Reserve may attend Club meetings and meals, travel with the Club and participate in practice sessions.
5. Players on Injured Reserve are prohibited from appearing in games, participating in pre-game warm-ups with their Clubs, or dressing in game uniforms on game days.

### REGULAR SEASON WAIVERS

For purposes of Regular Waivers and Re-Entry Waivers, the five (5) year exemption for an 18-year-old skater and the four (4) year exemption for a 19-year-old skater shall both be reduced to three (3) years commencing the first season that the 18 or 19 year old skater plays in eleven (11) NHL Games or more. The next two (2) seasons, regardless of whether the skater plays any NHL Games in either season, shall count as the second and third years toward satisfying the exemption. For purposes of Regular Waivers and Re-Entry Waivers, the six (6) year exemption for an 18 year old goalie and the five (5) year exemption for a 19 year old goalie shall both be reduced to four (4) years commencing the first season that the 18 or 19 year old goalie plays in eleven (11) NHL Games or more. The next three (3) seasons, regardless of whether the goalie plays any NHL Games in any of those three (3) seasons, shall count as the next three (3) years toward satisfying the exemption.

The first season in which a Player who is age 20 or older plays in one (1) or more Professional Games shall constitute the first year for calculating the number of years he is

exempt from Regular Waivers and Re-Entry Waivers.

A Player 25 years old or older who plays in one (1) or more Professional Games in any season shall be exempt from Regular Waivers and Re-Entry Waivers for the remainder of that season.

### TIE-BREAKING PROCEDURES

At the conclusion of the regular season, the standing of the teams in each Conference shall be determined in accordance with the following priorities in the order listed:

- a) First place in each of the three (3) divisions seeded 1, 2, and 3.
- b) The higher number of points earned by the Club.
- c) The greater number of games won by the Club.
- d) The higher number of points earned in games against each other among two (2) or more Clubs having equal standing under priority (b) and (c) \*\*
- e) The greater differential between goals scored for and against by Clubs having equal standing under priority (d).

\*\* NOTE: For the purpose of determining standing under priority (d) for two or more tied Clubs that have not played an even number of games with one or more of the other tied Clubs, the first game played in the city that has the extra game (the "odd game") shall not be included. When more than two Clubs are tied, the percentage of available points earned in games among each other (and not including any "odd games") shall be used to determine standing.

## ***SOMMET CENTER INFORMATION***



The Sommet Center opened in December 1996 and has hosted more than 12 million guests. It has become Nashville's No. 1 venue for large-scale musical productions, as well as one of the nation's most highly-acclaimed entertainment and sports venues. Seating capacity is approximately 20,000 for concerts, 19,395 for basketball and 17,113 for Nashville Predators games.

Formerly known as the Nashville Arena and the Gaylord Entertainment Center, the building became the Sommet (pronounced SO-may) Center on May 18, 2007 after the Tennessee-based Sommet Group entered into a multi-year naming-rights partnership with the Predators and Powers Management. The Sommet Group is an established, family-owned collection of companies that provides non-revenue generating business functions (such as human resources administration, payroll processing, insurance and risk management services, tailored benefits programs, as well as information technology consulting and customized software development) to small and medium-sized businesses throughout the United States.

A new state-of-the-art integrated scoring and video display system using the latest in sports videoboard technology was installed in the building in August 2007, just prior to the 2007-08 NHL season. Designed and constructed by ANC Sports in New York, the board is 100 percent LED-based and runs on a digital operating system, which also required a new control room to be built near the entrance tunnel to the arena bowl. The renovations were part of a more than \$4 million facelift to the Sommet Center during the summer of 2007.

The entrance to the Sommet Center is positioned on the corner of Broadway and Fifth Avenue facing the Ryman Auditorium, the original home of the Grand Ole Opry. The architects designed this as a tribute to Nashville's music roots.

The development of the arena exemplifies the city's changing persona and has been a catalyst for other projects in the surrounding area including the Country Music Hall of Fame, the downtown public library, the Frist Center for the Visual Arts and the Schermerhorn Symphony Center. A number of downtown living options - including several new luxury condominiums - continue to spring up in close proximity to the Sommet Center.

Initiated by Nashville Mayor Phil Bredesen and approved by the Metro/Davidson County Council in 1993, the Sommet Center uniquely embraces Nashville's heritage as "Music City, U.S.A." For the event planner, the spectator, the athlete and the performer, the arena is equipped to deliver the latest in high-quality, "user-friendly" features. A soundstage-quality rehearsal hall is a part of the facility, making the arena a perfect site for concert performers.

In addition to serving as the home of the Nashville Predators, the Sommet Center has hosted a wide variety of sporting events including the U.S. National Figure Skating Championship (1997), the NCAA Men's Basketball Tournament (2000, 2003 & 2005), the SEC Men's Basketball Tournament (2001, 2006 & 2010), the SEC Women's Basketball Tournament (2002, 2004 & 2008) and the 2003 NHL Entry Draft.

Community events have included the annual Mayor's First Day Festival and the Country Freedom Concert benefiting the Salvation Army Disaster Relief Fund. The venue also hosted the 2006 and 2007 CMA Awards shows, which were broadcasted live to national audiences on network television.

Featured performers at the Sommet Center have included Beyonce, Garth Brooks, Justin Timberlake, Elton John, Billy Joel, Metallica, Pavarotti, Cher, Toby Keith, Simon & Garfunkel, Bruce Springsteen, Eric Clapton, The Rolling Stones, Neil Diamond, Tina Turner, Alan Jackson, the Dixie Chicks, Kenny Chesney as well as Tim McGraw and Faith Hill.

## ARENA QUICK FACTS

- Nominated for the 2007 Pollstar Concert Industry Venue of the Year award.
- Features a 22-story tower that (in its base) houses the Nashville Convention & Visitors Bureau Visitors' Center, the Tennessee Sports Hall of Fame, XM Radio studio/channel and a 70-seat theater.
- The Nashville Convention and Visitors Bureau (CVB) operates a state-of-the-art Visitor Information Center in the glass tower of the Sommet Center. The staffed center, which welcomes more than half a million visitors a year, is open seven days a week, with extended hours in the summer and during Sommet Center events. In addition to literature, maps, discount coupons and general information, the center features exhibits, children's programming ideas, an on-line information station and a great selection of Nashville merchandise. For more information, visit [www.nashvillecvb.com](http://www.nashvillecvb.com).
- The Tennessee Sports Hall of Fame Museum is a 7,200-sq.-ft. facility located on the main level of the Sommet Center. The Museum features interactive games and displays such as a Nashville Predators showcase, a virtual reality one-on-one basketball game, a strength training apparatus used by Olympic swimmers, college football and basketball exhibits, NASCAR video games, two 30-seat theaters with sports videos and more.
- The 260-seat, 7,000-sq.-ft. Suite Level Club is located on the lower suite level and is accessible from Fifth Avenue. A central kitchen and full catering facility serves the club as well as the suites and club seats. The fine-dining experience is open before and after games and hosts a number of banquets and receptions. To make reservations, call (615) 770-2477.
- The 225-seat All-Inclusive Zone is at the south end of the Sommet Center overlooking the ice. In addition, the club-level bar and grill on the building's west side has been upgraded to feature cafe-style tables and seating.
- New for the 2008-09 season, the FSN Zone located just off the main concourse is a permanent sports bar with an area capable of hosting Predators post-game shows and other sports programming. The FSN Zone features tabletop seating and flat-screen high-definition televisions.
- A 13,500-square-foot rehearsal hall is connected to the Sommet Center. The space, used by a number of touring acts, is available for rent.
- The Predators Pro Shop is located in the main lobby and is accessible from the entrance at Fifth and Broadway. For store hours and information, please call (615) 770-2434.
- The Sommet Center hosts Metro's Registry of Deeds (615-862-6790) and the Metro North Police precinct.
- From floor to ceiling, the highest point in the Sommet Center reaches 130 feet (about the height of a 13-story building) with the roof covering eight acres.
- There are four levels of seating at the arena. Handicapped-accessible seating is available at every level and the building holds two escalators.
- Linked to the Nashville Convention Center by a climate-controlled underground pedestrian walkway, the building is able to accommodate large conventions and major national entertainment and sporting events.
- An attached parking garage includes 250 parking spaces for suiteholders, handicapped patrons and regular patron parking. There are more than 12,500 public parking spaces located within a 10-minute walk from the facility.

<b>ADDRESS:</b>	501 Broadway, Nashville, TN 37203 <a href="http://www.sommetcenter.com">www.sommetcenter.com</a>
<b>PHONE:</b>	615/770-2000
<b>COST:</b>	\$160 million
<b>ARCHITECT:</b>	HOK Sports, Kansas City, Missouri
<b>OWNERSHIP:</b>	Sports Authority, Metropolitan Gov't of Nashville and Davidson County
<b>SQUARE FOOTAGE:</b>	More than 1 million
<b>LUXURY SUITES:</b>	72 (42 lower, 30 upper)
<b>ARENA CLUB:</b>	The Suite Level Club, located on the Lower Club Level (7,000 square feet, seating for 260)

<b>BOX OFFICE:</b>	Located in main entrance (corner of Fifth and Broadway)
<b>PUBLIC RESTROOMS:</b>	47 public restrooms
<b>CONCESSION STANDS:</b>	23 concession stands located on three levels, including 130 point-of-sale locations
<b>PREDATORS PRO SHOPS:</b>	There are two - one near the main entrance and one near the south entrance of the Sommet Center

# SOMMET CENTER POLICIES

### FAN RELATIONS DEPARTMENT

The Nashville Predators fan relations department is dedicated to serving Predators fans and ensuring that the Predators experience is a positive one. Please feel free to call fan relations at 615-770-PUCK (press #4), email ([predators@nashvillepredators.com](mailto:predators@nashvillepredators.com)), or visit the fan relations booths during games at section 120 or 309.

### TICKET INFORMATION/BOX OFFICE

Phone number: 615-770-PUCK (Predators Directory)  
615-255-9600 (Ticketmaster)  
[www.nashvillepredators.com](http://www.nashvillepredators.com)  
[www.ticketmaster.com](http://www.ticketmaster.com)  
Box Office Hours: Monday-Saturday, 10 a.m.-5 p.m.  
Payment: Visa, Mastercard,  
American Express, Discover

### WEBSITE

[Nashvillepredators.com](http://Nashvillepredators.com) is the definitive source for all things Nashville Predators. For everything from player/team features, recaps of events in the community and an interactive video player, visit the club's official website.

### ADA ACCESSIBLE PARKING AND SEATING

There is free ADA parking in the Sommet Center's 6th Avenue garage with a permit. The 6th Avenue garage will open one hour before the doors open. There is ADA seating available in every price range. Sitting in an ADA-designated seat without a ticket for that seat is strictly prohibited. All Sommet Center restrooms are wheelchair accessible. For convenience, there are unisex-accessible restrooms located throughout the Sommet Center at sections 103, 109, 111, 117, 216, 312 and 322.

### SAFETY AND COURTESY

- There is serious risk and danger incidental to the game of hockey. Injury due to flying pucks and sticks that leave the playing area can happen at any point during the game, even during warm-ups.
- In order to keep play visible for those seated, all guests are asked to wait for a stoppage in play before leaving or returning to the seating area.

### ATM MACHINES

ATM machines are located under the escalator in the main food court, outside Section 1177 as well as near the Visitors Center.

### LOST AND FOUND

The Sommet Center Lost and Found is located at the fan relations booth at section 120 during games. After events, please call the security office (615-770-2050).

### MERCHANDISE

The Predators Pro Shop is located in the main food court while merchandise kiosks are located throughout the building. Call 615-770-2434 for Pro Shop hours on non-game days.

### SEATING

- Patrons 24 months and older are required to have a ticket.
- Exit/re-entry into the Sommet Center is strictly prohibited.
- Smoking is prohibited and against the law inside the Sommet Center. Guests wishing to smoke may do so on the fourth level parking garage near section 313, or outside the south entrance to the building near section 113.
- Patrons must retain their ticket stubs and be ready to show them to the usher each time they re-enter the seating area.

### GENERAL

- Selling tickets on Sommet Center property is strictly prohibited.
- Bottles, cans, food, beverages, coolers, laser pointers, beach balls, frisbees, noise makers, fireworks, illegal items, drugs and alcohol, video cameras, still cameras with lenses larger than 200 mm, weapons and dangerous devices of any kind are all strictly prohibited in the Sommet Center. All guests found with any of these items will be subject to ejection from the building.
- Banners over 2'x3' are prohibited.
- Intoxicated patrons will not be allowed into the Sommet Center, and will be subject to ejection if found inside the building.
- All fans in the Sommet Center must be properly dressed at all times. Shirts and shoes are required at all times and fans dressed inappropriately will be subject to ejection from the facility.

# CENTENNIAL SPORTSPLEX



222 25th Avenue North, Nashville, TN 37203 • (615) 862-8480

The Thomas Frist Centennial Sportsplex is operated by the Metro Board of Parks and Recreation in Nashville. The facility was made possible by a landmark land exchange between Metro Parks and healthcare giant HCA (now Columbia). The city exchanged 10 prime acres adjacent to Centennial Park for \$12 million. The money was used to build the Sportsplex.

The Sportsplex features a tennis center, a fitness center, an aquatics center and a two-sheet ice arena. The aquatics center, named after Olympian Tracy Caulkins, has been the site of numerous national swim meets and, to this date, holds the world record for the men's 50-meter freestyle, set in the inaugural swim meet in February 1990 by Olympian Tom Jager.

The ice arena is home to the Nashville Predators' state-of-the-art practice facility which opened on February 1, 1999. The Sportsplex is also the home of the Predators' youth hockey school, summer development camp and training camp, and the complex also features a Predators Pro Shop.

In addition, Centennial Sportsplex hosts adult hockey leagues, figure skating, numerous public sessions, figure skating competitions, ice shows, hockey tournaments and camps. In 1997, it was one of the sites for the USFSA National Championships.

The fitness center includes free weights and weight machines for complete workouts as well as daily aerobics classes.

Centennial Sportsplex offers instructional classes in skating, swimming and tennis, as well as public usage in each of those areas. The ice arena and aquatic area also offers special rates for parties, schools and group events. For further information, contact the Centennial Sportsplex at (615) 862-8480.

## MEDICAL GLOSSARY

**ABDUCTION:** Movement of a joint away from the center of the body.

**AC JOINT (ACROMIOCLAVICULAR JOINT):** Joint of the shoulder where acromion process of the shoulder blade and the distal end of the collarbone meet; most shoulder separations occur at this point.

**ADDUCTION:** Movement of a joint toward the center of the body.

**ADHESION:** Abnormal adherence of collagen fibers to surrounding structures during immobilization following trauma or as a complication of surgery which restricts normal elasticity of the structures involved; or scar tissue which forms after trauma or surgery which can restrict normal motion.

**AEROBIC:** Exercise in which energy needed is supplied by oxygen inspired and is required for sustained periods of vigorous exercise with a continually high pulse rate.

**ANABOLIC STEROIDS:** Steroids that promote tissue growth by creating protein in an attempt to enhance muscle growth. The main anabolic steroid is testosterone (male sex hormone).

**ANAEROBIC:** Exercise without the use of oxygen as an energy source; short bursts of vigorous exercise.

**ANTERIOR CRUCIATE LIGAMENT (ACL):** A primary stabilizing ligament within the center of the knee joint that prevents hyperextension and excessive rotation of the joint. A complete tear of the ACL necessitating reconstruction could require up to 12 months of rehabilitation.

**ANTI-INFLAMMATORY:** Any agent which prevents inflammation, such as aspirin or ibuprofen.

**ARTERIOGRAM:** A film demonstrating arteries after injection of a dye.

**ARTHOGRAM:** X-ray technique for joints using air and/or dye injected into the affected area; useful in diagnosing meniscus tears of the knee and rotator cuff tears of the shoulder.

**ARTHROSCOPE:** An instrument used to visualize the interior of a joint cavity.

**ARTHROSCOPY:** A surgical examination of the internal structures of a joint by means of observation through an arthroscope. An arthroscopic procedure can be used to remove or repair damaged tissue or as a diagnostic procedure in order to inspect the extent of any damage or confirm a diagnosis.

**ATROPHY:** To shrivel or shrink from disuse; as in muscular atrophy.

**BAKER'S CYST:** Localized swelling of a bursa sac in the back of the knee as a result of fluid that has escaped from the knee capsule. A Baker's cyst indicates that there is a trauma inside the knee joint that leads to excessive fluid production.

**BONE SCAN:** An imaging procedure in which a radioactive-labeled substance is injected into the body to determine the status of a bone injury. If the radioactive substance is taken up by the bone at the injury site, the injury will show as a 'hot spot' on the scan image. The bone scan is particularly useful in the diagnosis of stress fractures.

**BURSA:** A fluid-filled sac located in areas where friction is likely to occur. The bursa sac minimizes the friction, for example, between a tendon and bone.

**CARTILAGE:** Smooth, slippery substance preventing two ends of bones from rubbing together and grating. Most joints use this to cover bones next to each other. A meniscus is made of cartilage.

**CAT SCAN (COMPUTERIZED TOMOGRAPHY):** Use of a computer to produce a cross-sectional view of the anatomical part being investigated from x-ray data.

**CHONDROMALACIA:** Roughening of the articular cartilage. Best known for the roughening of the underside of the kneecap, which can occur in any kneecap injury.

**CLAVICLE:** Collarbone; the bone connecting the breastbone with the shoulder blade.

**COCCYX:** The 'tailbone,' a group of four vertebrae that are fused together to form a small triangular bone, located at the terminal end of the spine.

**CONCUSSION:** Jarring injury of the brain resulting in dysfunction. It can be graded as mild, moderate or severe, depending on loss of consciousness, amnesia and loss of equilibrium.

**CONTUSION:** An injury to a muscle and tissues caused by a blow from a blunt object.

**CORTICOSTEROIDS:** Used to suppress joint inflammation and inflammation in a bursa or near tendons.

**CRYOTHERAPY:** A treatment with the use of cold.

**CYST:** Abnormal sac containing liquid or semi-solid matter.

**DEGENERATIVE JOINT DISEASE:** Changes in the joint surfaces as a result of repetitive trauma and 'wear and tear'.

**DELTOID LIGAMENT:** Ligament that connects the tibia to bones of the medial aspect of the foot and is primarily responsible for stability of the ankle on the medial side. Is sprained less frequently than other ankle ligaments.

**DELTOID MUSCLE:** Muscles at the top of the arm, just below the shoulder, responsible for shoulder motions in the front, side and back.

**DISC INTERVERTEBRAL:** A flat, rounded plate between each vertebrae of the spine. The disc consists of a thick fiber ring which surrounds a soft gel-like interior. It functions as a cushion and shock absorber for the spinal column.

**DISLOCATION:** Complete displacement of joint surfaces.

**ELECTROMYOGRAM (EMG):** Test to determine nerve function.

**EPICONDYLITIS:** Inflammation in the elbow due to overuse. Common in tennis players (outer part of elbow) and golfers (inner part of elbow).

**ETIOLOGY:** Study of the cause of injury and disease.

**EXTENSION:** Action of straightening of a joint as achieved by an extensor muscle.

**FASCIA:** A connective tissue sheath consisting of fibrous tissue and fat which unites the skin to the underlying tissue.

**FAT PERCENTAGE:** The amount of body weight that is adipose, fat tissue. Fat percentage can be calculated by underwater weighing, measuring select skinfold thickness or by analyzing electrical impedance.

**FEMUR:** Thighbone; longest bone in the body.

**FIBULA:** Smaller of the two bones in the lower leg; runs from the knee to the ankle along the outside of the lower leg.

**FLEXIBILITY:** The ability of muscle to relax and yield to stretch forces.

**FRACTURE:** Breach in continuity of a bone. Types of fractures include simple, compound, comminuted, greenstick, incomplete, impacted, longitudinal, oblique, stress or transverse.

**GLENOHUMERAL:** The shoulder girdle; consists of the glenoid capsule, head of the humerus and labrum.

**GLENOID:** Cavity of the scapula into which the head of the humerus fits to form the shoulder girdle.

**GLENOID LABRUM:** A rim of fibrocartilaginous tissue attached around the margin of the glenoid fossa.

**GRADE ONE INJURY:** A mild injury in which ligament, tendon or other musculoskeletal tissue may have been stretched, but not torn or otherwise disrupted.

**GRADE TWO INJURY:** A moderate injury in which musculoskeletal tissue has been partially, but not totally torn, causing appreciable limitation in function of the injured tissue.

**GRADE THREE INJURY:** A severe injury in which tissue loss has been significant, and in many cases, totally torn or otherwise disrupted, causing a virtual loss of function.

**GROIN:** Junction of the thigh and abdomen, location of muscles that rotate, flex and adduct the hip.

**HAMMER TOE:** Condition when the first digit of a toe is at a different angle than the remaining digits of the same toe.

**HAMSTRING:** Category of muscle that runs from the buttocks to the knee along the back of the thigh. It functions to flex the knee and is often times injured as a result of improper conditioning or lack of muscle flexibility.



## MEDICAL GLOSSARY

**HEMARTHROSIS:** Accumulation of blood within a joint as a result of an acute injury.

**HEMATOMA:** Mass produced by an accumulation of coagulated blood in a cavity or in soft tissues.

**HIP POINTER:** Contusion to the iliac crest.

**HYDROTHERAPY:** Treatment using water.

**HYPEREXTENSION:** Extreme extension of a limb or body part.

**ILIOTIBIAL BAND:** A thick, wide fascial layer that runs from the iliac crest to the knee joint on the outside of the thigh.

**INFLAMMATION:** The body's natural response to injury in which the injury site might display various degrees of pain, swelling, heat, redness and/or loss of function.

**ISOMETRIC CONTRACTION:** Muscular contraction in which tension is developed but no mechanical work is done.

**LABRUM (LABRUM GLENOIDALE):** The cartilage of the glenoid cavity in the shoulder. A lip-edged or lip-like structure.

**LATERAL COLLATERAL LIGAMENT (LCL):** Ligament of the knee along the outer aspect that connects the femur to the fibula. It provides lateral stability to the joint.

**LIGAMENT:** Band of fibrous tissue that connects bone to bone or bone to cartilage and supports and strengthens joints.

**MAGNETIC RESONANCE IMAGING (MRI):** Imaging procedure in which a radio frequency pulse causes certain electrical elements of the injured tissue to react to this pulse and through this process a computer display and permanent film establish a visual image. MRI does not require radiation and is very useful in the diagnosis of soft tissue, disc and meniscus injuries.

**MEDIAL COLLATERAL LIGAMENT (MCL):** Ligament of knee along the inner aspect that connects the femur to the tibia.

**MENISCUS:** Crescent-shaped cartilage, usually pertaining to the knee joint; also known as cartilage. There are two menisci in the knee - medial and lateral. These work to absorb weight within the knee and provide stability.

**METACARPALS:** Five long bones of the hand, joining the fingers to the wrist.

**METATARSALS:** Five long bones of the foot, running from the ankle to the toes.

**MYOSITIS:** Inflammation of a muscle.

**ORTHOTIC:** Any device applied to or around the body of physical impairment of disability. Commonly used to control foot mechanics.

**OSTEOCHONDRITIS DESSICANS:** A piece of bone and/or cartilage loosened from its attachment after trauma and a cause of a lesion.

**OSTEOMYELITIS:** An inflammatory disease of bone caused usually by infection with streptococcus or staphylococcus bacteria.

**PATELLA:** The kneecap. The patella functions to protect the distal end of the femur as well as increase the mechanical advantage and force generating capacities of the quadriceps muscle group.

**PLANTAR FASCIITIS:** Inflammation of the plantar (a thick tissue on the bottom of the foot which helps create the arch) fascia; associated with overuse or acute foot injury.

**POSTERIOR CRUCIATE LIGAMENT (PCL):** A primary stabilizing ligament of the knee that provides significant stability and prevents displacement of the tibia backward within the knee joint. A complete tear of this ligament necessitating reconstruction could require up to 12 months of rehabilitation.

**QUADRICEP MUSCLES:** A group of four muscles of the front thigh that run from the hip and form a common tendon at the patella; they are responsible for knee extension.

**RADIUS:** Bone in the forearm from elbow to the thumb side of the wrist.

**RECONSTRUCTION:** Surgical rebuilding of a joint using natural, artificial or transplanted materials.

**ROTATOR CUFF:** Comprised of four muscles in the shoulder area that can be irritated by overuse. The muscles are the supraspinatus (most commonly injured), infraspinatus, teres minor and subscapularis.

**SACROILIAC:** Junction of the sacrum, the lower back bone, with the pelvis.

**SACRUM:** Group of five fused vertebrae located just below the lumbar vertebrae of the lower back, which form part of the pelvis.

**SCAPULA:** Shoulder blade.

**SCIATICA:** Irritation of the sciatic nerve resulting in pain or tingling running down the inside of the leg.

**SCIATIC NERVE:** Major nerve that carries impulses for muscular action and sensations between the low back and thigh and lower leg; it is the longest nerve in the body.

**SHIN SPLINT:** A catch-all syndrome describing pain in the shin that is not a fracture or tumor and cannot be defined otherwise.

**SPLEEN:** Large, solid organ responsible for the normal production and destruction of blood cells located under the left rib cage.

**SPONDYLOSIS:** Abnormal vertebral fixation or immobility.

**SPRAIN:** Injury resulting from the stretching or twisting of the joint and causes various degrees of stretching or tearing of a ligament or other soft tissue at the joint.

**STRAIN:** Injury resulting from a pulling or torsion to the muscle or tendon that causes various degrees of stretching or tearing to the muscle or tendon tissue.

**STRESS FRACTURE:** A hair-line type of break in a bone. Caused by overuse.

**SUBLUXATION:** Partial dislocation of a joint. The term usually implies that the joint can return to a normal position without formal reduction.

**SYNOVIAL FLUID:** Lubricating fluid for joints and tendons, produced in synovium, or the inner lining of a joint.

**SYNOVITIS:** Inflammation of the synovial lining of a joint.

**TALUS:** The ankle bone that articulates with the tibia and fibula to form the ankle joint.

**TARSALS:** Group of seven bones of the foot consisting of the calcaneus, talus, cuboid and three cuneiform bones.

**TENDINITIS:** Inflammation of the tendon and/or tendon sheath, caused by chronic overuse or sudden injury.

**TENDON:** Tissue that connects muscle to bone.

**TENOSYNOVITIS:** Swelling or inflammation of a tendon sheath caused by calcium deposits, repeated strain or trauma.

**TIBIA:** Shin bone; larger of the two bones of the lower leg and is the weight-bearing bone of the shin.

**TRANSCUTANEOUS ELECTRICAL NERVE STIMULATOR (TENS):** An electrical modality that sends a mild current through pads at the injury site which stimulates the brain to release the natural analgesic endorphin.

**TRANSVERSE PROCESS:** Small lateral projection off the right and left side of each vertebrae that functions as an attachment site for muscles and ligaments of the spine.

**TRICEPS:** Muscle of the back of the upper arm, primarily responsible for extending the elbow.

**ULNA:** Inner bone of the forearm that runs from the tip of the elbow to the little finger side of the wrist.

**ULNAR NERVE:** Nerve in the elbow commonly irritated from excessive throwing.

**ULTRASOUND:** An electrical modality that transmits a sound wave through an applicator into the skin to the soft tissue in order to heat the local area for relaxing the injured tissue and/or disperse edema.

**"WIND KNOCKED OUT":** Syndrome describing a contraction of the abdominal nerve trunk, the solar plexus, as a result of an abdominal contusion.

THE ABOVE INFORMATION COMES COURTESY OF THE PHILADELPHIA FLYERS.

## **VANDERBILT MEDICAL STAFF**



# Vanderbilt Sports Medicine



### **JOHN E. KUHN, M.D.**

HEAD TEAM PHYSICIAN AND ORTHOPAEDIC SURGEON

Dr. Kuhn received his medical training and completed his orthopaedic residency at the University of Michigan before travelling to Vail, Colo., where he served as a fellow in Orthopaedic Sports Medicine and Shoulder Surgery at the prestigious Steadman-Hawkins Clinic. He has served as team physician for the University of Michigan, the USA Hockey National Team Development Program, the U.S. Olympic Committee, Vanderbilt University and the Nashville Sounds baseball team. Dr. Kuhn also serves as a consulting physician for both the NFL and NHL players' associations. Dr. Kuhn and his wife, Janet, have three children: Andrew, Hobey and Katie.



### **JAMES L. CAREY, M.D.**

ASSISTANT TEAM PHYSICIAN AND ORTHOPAEDIC SURGEON

Dr. Carey attended the University of Pennsylvania School of Medicine and then completed his residency in Orthopaedic Surgery at the Hospital of the University of Pennsylvania. He subsequently, completed a Sports Medicine and Shoulder Surgery Fellowship at Vanderbilt University Medical Center. He currently serves as a team physician at Belmont University and Vanderbilt University and sees patients at Vanderbilt Orthopaedics at Cool Springs. Dr. Carey received the Ranawat Award from the Eastern Orthopaedic Association for investigating the outcomes of anterior cruciate ligament injuries to running backs and wide receivers in the National Football League. He and his wife Carolyn reside in Franklin with their son Jackson.



### **CHARLES L. COX, M.D.**

ASSISTANT TEAM PHYSICIAN AND ORTHOPAEDIC SURGEON

Dr. Cox earned his medical degree from the University of Tennessee, College of Medicine, graduating Alpha Omega Alpha. He fulfilled his orthopaedic training at Tulane University Medical Center in New Orleans, serving as chief resident in his final year, followed by completion of the Sports Medicine and Shoulder Surgery fellowship at Vanderbilt University Medical Center. He currently serves as a team physician for Vanderbilt University and the Nashville Sounds baseball team. His clinical interests include care of knee and shoulder pathology with an emphasis on arthroscopic treatment techniques. Dr. Cox resides in Nashville with his wife, Joy.



### **PAUL J. RUMMO, D.O.**

INTERNAL MEDICINE PHYSICIAN

Dr. Rummo attended medical school at the University of New England College of Osteopathic Medicine. He completed his Internal Medicine Residency at Memorial Health Care followed by a fellowship in Primary Care Sports Medicine at Vanderbilt University. After fellowship, Dr. Rummo practiced at Vanderbilt Sports Medicine Center where he served as team physician for Vanderbilt University, Belmont University and also served as Associate Medical Director of the Country Music Marathon. After four years of practicing in his native New Hampshire from 2001-05, Dr. Rummo returned to Vanderbilt Sports Medicine where he was named the Medical Director of Vanderbilt Orthopaedics at Cool Springs. Dr. Rummo resides in Franklin with his wife, Becky, and their children: Quentin, Lilyana, Camden and Laney.

# **VANDERBILT MEDICAL STAFF**



## **ALEX DIAMOND, D.O.**

ASSISTANT INTERNAL MEDICINE PHYSICIAN

Dr. Diamond completed his medical training at Philadelphia College of Osteopathic Medicine. He went on to complete his residency training in Pediatrics at St. Christopher's Hospital for Children and later his fellowship training in Primary Care Sports Medicine at Vanderbilt University. In addition to the Predators, Dr. Diamond serves as team physician for Vanderbilt and Belmont Universities, Antioch High School and the Nashville Sounds. Dr. Diamond is a member of the American Medical Society for Sports Medicine, the American College of Sports Medicine and the American Academy of Pediatrics.



## **DANIEL S. WEIKERT, M.D.**

TEAM OPHTHALMOLOGIST

Dr. Weikert received his medical degree from Vanderbilt University and completed his residency program at the Vanderbilt Department of Ophthalmology. He is board certified in ophthalmology by the American Board of Ophthalmology. Following the completion of his residency, he joined the Eye Associates of Middle Tennessee. He is also the team ophthalmologist for the Tennessee Titans. Dr. Weikert has previous experience providing eye care for the Tennessee State University and Vanderbilt University athletic departments. Dr. Weikert practices general ophthalmology with a special interest in refractive laser surgery. He is the proud father of Abigail, Alexander and Nicholas.



## **BRUCE SHACK, M.D.**

TEAM PLASTIC SURGEON

Bruce Shack is the Professor and Chairman of the Department of Plastic Surgery at Vanderbilt University Medical Center. He received his medical degree from the University of Texas Medical Branch at Galveston in 1973, then came to Vanderbilt University Medical Center where he completed his residency in both General Surgery and Plastic Surgery. He was certified by the American Board of Surgery in 1979 and by the American Board of Plastic Surgery in 1981. After a stay at Johns Hopkins Medical School, he returned to Vanderbilt as Assistant Professor of Plastic Surgery. Dr. Shack and his wife Wanda Kaye live in Nashville.



## **KEVIN HAGAN, M.D.**

TEAM PLASTIC SURGEON

Born in Cleveland, Dr. Hagan received both his bachelor's and medical degrees from Johns Hopkins University in Baltimore. After completing a residency in General Surgery at the Medical College of Virginia, he completed both a plastic surgery residency and a micro-surgery fellowship at the University of California - San Francisco. Dr. Hagan came to Vanderbilt in 1982. Dr. Hagan was a recipient of the Henry Strong Dennison Research Scholar Award. He has published extensively on topics in reconstructive, cranio-facial and trauma surgery. Dr. Hagan and his wife, Janie, have two children Elise Marie and Scott Lawrence.



## **CRISTIN M. WALLACE, D.D.S.**

TEAM DENTIST

Dr. Wallace has been practicing dentistry for 11 years after graduating from the University of Tennessee Dental School. Dr. Wallace is a member of the American Dental Association, Tennessee Dental Association, Nashville Dental Society and the American Academy of Cosmetic Dentistry. Dr. Wallace is proud to be carrying on her father's (the late Dr. James McPherson), and brother's (the late Dr. Will McPherson) love of cosmetic and restorative family dental care. In addition to working with the Predators, Wallace also serves as the team dentist for the Tennessee Titans. Dr. Wallace and her husband, Brody, are the proud parents of Parks, an aspiring future Predator, and Sara Mac.

## HOW TO FIGURE

**Assist** An assist is awarded to the player or players (maximum of two) who touched the puck prior to the goal, provided no defender plays or possesses the puck in between.

**Game played** A player receives credit for playing in a game if: i) he steps on the ice during time played or; ii) serves any penalty.

**Game-winning goal** After the final score has been determined, the goal which leaves the winning club one goal ahead of its opponent is the game-winning goal (example: if Team A beats Team B 8-3, the player scoring the fourth goal for Team A receives credit for the game-winning goal).

**Goal** A goal is awarded to the last player on the scoring club to touch the puck prior to the puck entering the net.

**Goals-against average** Multiply goals allowed (GA) by 60 and divide by minutes played (MINS).

**Goaltender** A goaltender receives a "W" for a win in regulation, overtime or shootout; an "L" for a loss in regulation; or an "OT" for a loss in overtime or shootout.

**Penalty-killing pct.** Subtract total number of power-play goals allowed from total number of shorthanded situations to get total number of power-plays killed. Divide the total number of power-plays killed by the total number of shorthanded situations.

**Plus-minus** A player receives a "plus" if he is on the ice when his club scores an even-strength or shorthanded goal. He receives a "minus" if he is on the ice for an even-strength or shorthanded goal scored by the opposing club. The difference in these numbers is considered the player's plus-minus statistic.

**Power-play goal** A goal scored by a club while it has a manpower advantage due to an opponent's penalty. Following are some examples of what is and is not considered a power-play goal:

- if a club has an advantage on a minor penalty starting at 2:02 of the period and it scores at 4:02, the goal is not a power-play goal.
- if a club scores on a delayed penalty, the goal is not a power-play goal.
- if a club has an advantage due to a five-minute major or match penalty, that club is always credited with having one more advantage than the number of power-play goals it scores during that advantage, because the penalty does not expire. A new advantage begins after each power-play goal. For example, if Team A scores

three goals during a major penalty, it is credited with four advantages.

- if a club is on a power-play for any length of time, it is considered to have had an advantage.
- if a minor penalty is incurred by a club on a power-play due to a major penalty, a new advantage is given to that club when its minor penalty expires, provided the opponent's major penalty is still in effect.

**Power-play percentage** Total number of power-play goals divided by total number of power-play opportunities.

**Save percentage** Subtract goals allowed (GA) from shots against (SA) to determine saves. Then divide saves by shots-against.

**Shooting percentage** Divide the number of goals scored by the number of shots taken.

**Shorthanded goal** A goal scored by a club while it is at a manpower disadvantage. The same cases apply for shorthanded as for power-play goals, but in the opposite manner.

**Shot on goal** If a player shoots the puck with the intention of scoring and if that shot would have gone in the net had the goaltender not stopped it, the shot is recorded as a "shot on goal".

**Shutout** If two goaltenders combine for a shutout, neither receives credit for the shutout. Instead it is recorded as a club shutout.

**Tenths of a second** If a penalty or goal occurs in the last minute, the time is rounded off to the previous second (ex: if a penalty is called with 12.4 seconds left in a period, the time is indicated as 19:47 and not 19:48.)

**Coaches' record** A coach receives a "W" for a win in regulation, overtime or shootout; an "L" for a loss in regulation; or an "OT" for a loss in overtime or shootout.

**\*\* NOTE:** No individual skater/goaltender statistics apply for the shootout

### NAME & LOGO



The Predators unveiled their logo, a saber-toothed tiger, in Nashville's downtown First American Center on September 25, 1997, 26 years after a fang and foreleg bone of a saber-toothed tiger were found in a cave just below the building's address.

In May of 1971, excavation began at the downtown Nashville site of what today is the 28-story Regions Center. Construction workers drilled through 20 feet of solid rock before coming to a soft muddy area. Further digging revealed a cave containing the nine-inch fang and a foreleg bone of a saber-toothed tiger, extinct for at least 10,000 years.

Radiocarbon tests on the specimen revealed that it could have possibly been one of the last of its breed to exist. Scientists believe that some time during the last glacial period (15,000-80,000 years ago) part of the cave was the den of the saber-toothed tiger.

The discovery, made in August 1971, marks only the fifth of its kind in North America. The cave, located beneath the building, is preserved under concrete for historic and educational purposes.

The saber-toothed tiger logo was co-designed by JDK Design of Burlington, Vermont and Dye, Van Mol & Lawrence of Nashville.

The naming of the Predators is a direct reflection of the fans of Nashville and their choice.

On September 27, 1997, Nashville's NHL expansion team hosted the Ice Breaker Bash to launch a season ticket campaign that would ultimately sell over 12,000 season tickets in just six months.

During the Bash and through focus groups and related surveys, fans selected the name "Predators" by an overwhelming two-to-one margin over the second choice. On November 13, 1997, in front of 3,000 enthusiastic fans at The Wildhorse Saloon in downtown Nashville, the saber-toothed tiger logo was unveiled for the first time with the Predators insignia attached to it.

On February 12, 1998, Head Coach Barry Trotz and Assistant Coach Paul Gardner unveiled the Predators' inaugural home and away jerseys in front of 2,000 fans at Cool Springs Galleria.

On November 21, 2001, the Predators debuted a third jersey with a 4-3 win against the Chicago Blackhawks at the Sommet Center. The jersey featured an "animated" saber-tooth tiger logo on the crest and tiger skulls on the shoulders. It was retired following the 2006-07 season.

For the 2007-08 season, the Predators, along with the other 29 NHL teams, introduced the Rbk EDGE Uniform System to further meet the performance demands of today's player. The uniforms were the result of more than two years of research and testing by Reebok, and they feature technologically advanced materials and fabrics that are more breathable, more water-resistant, more comfortable and more compatible with equipment. The implementation of the Rbk EDGE Uniform System marked the first time in the history of North American professional sports that a uniform innovation was introduced League-wide.

## NASHVILLE HOCKEY HISTORY

In the spring of 1962, a small group of businessmen led by David Patterson put up \$125,000 to place a team in the Eastern Hockey League. The Dixie Flyers, named after a passenger train said to be the oldest in the South, were placed in the nine-team league. The purple-and-gold colored Flyers played their first regular-season home game (a 2-0 loss to Knoxville) on Oct. 27, 1962 at the Municipal Auditorium. The Flyers endured a rough opening season, winning 16 games and qualifying for the playoffs, only to be swept in three games by Greensboro. However, it didn't take long for the Flyers to make their presence felt.

After losing in the 1965 Finals, the Flyers went on to win EHL Walker Cup championships in 1966 and 1967, the only two professional ice hockey titles in the city's history. John McLellan, who went on to coach the Toronto Maple Leafs, coached the Flyers. The Flyers swept each of their three playoff series' in 1966. They won the championship by going 11-0 in the playoffs and becoming the first team in minor league ice hockey ever to march through the playoffs undefeated.

In 1967, Patterson's group sold the team to a business group headed by Mark Parrish. The Cinderella '69 team reached the Finals, but lost in seven tough games to the Clinton (N.Y.) Comets in the Walker Cup Finals. Shortly after, the Flyers' attendance slipped dramatically. Barely able to scrape up enough funds to start the 1970-71 campaign, the Flyers folded following the season.

Hockey returned to Nashville when baseball guru Larry Schmittou, who brought minor league baseball back to Nashville in 1978 after a 15-year absence, did the same for hockey in July 1981. Thus the South Stars were founded, a team that played in the Central Hockey League and had the Minnesota North Stars as its NHL affiliate. The logo was a hockey player swinging a guitar representing the Music City while using yellow, orange and green.

The 1981-82 team finished fourth in its division and lost to Wichita, 3-0, in the first round of the playoffs. Gene Ubriaco, who went on to coach the NHL Pittsburgh Penguins and 1992 Italian Olympic team, coached the Stars.

Under new ownership (Randy Van Meter), the Stars pulled out of the CHL in 1982 and entered the old Atlantic Coast Hockey League (ACHL), playing teams geographically closer to Nashville. The Stars finished 11-43-4 and suffered through a season of low attendance. They began the following season, only to fold in December 1983.

Two Knoxville wrestling promoters, Bob Polk and Ron Fuller, rescued the sport five years later. They purchased an East Coast Hockey League franchise in January 1989. The Knights, with popular ex-South Stars player Archie Henderson as coach, attracted an astonishing 150,000 fans their first season (1989-90). While wearing red and blue uniforms adorned with the logo of a knight's mask, they made the playoffs but lost in the first round. During the 1990-91 season, Peter Horachek, current Predators assistant coach, served as the Knights' head coach and director of hockey operations.

The Knights went through three ownership changes in their seven-year history. They twice went to the semi-finals of the ECHL playoffs - in 1993 under ex-NHL standout and coach Nick Fotiu, and in 1995 under coach Mark Kumpel.

Perhaps the top Knights highlight came during the 1992-93 season when Trevor Jobe scored what is still a minor hockey league record 85 goals, with 76 assists, for 161 points and 12 hat tricks in his MVP season.

In the spring of 1996, after failed negotiations for a lease agreement with the Auditorium, the Knights departed to Pensacola, Fla. There, they were renamed the Ice Pilots.

Hockey was revived again with the arrival of the NightHawks in the fall of 1996. The Central Hockey League team only won 12 games, the worst in CHL history. The red-and-blue NightHawks' logo was a hawk showing its claws. Nashville Mike Friedman purchased the team in the summer of 1997. In a renewed salute to the old Dixie Flyers, Friedman changed both the name to the Ice Flyers and the colors to blue and gray. David Lohrie led the team to a 41-win season and a second-place finish in the CHL East and was named coach of the year. The team lost in the semifinals to the eventual CHL Champ Columbus in April 1998. The impending arrival of the Predators led Friedman to move the franchise to Albany, Ga.

This closed the book on three separate chapters, a combined 21 years, of minor league hockey in Nashville, starting and ending with the team named the Flyers. Former Predators President Jack Diller is well aware and appreciative of Nashville's hockey pioneers. "The team and sport obviously made a significant impact on many people here in Middle Tennessee. Other teams such as the South Stars, Knights, NightHawks and Ice Flyers also enjoyed varying degrees of success - all of which helped fuel the excitement for the NHL and arrival of the Predators," Diller said.



Nashville South Stars  
CHL/ACHL  
1978-83



Nashville Knights  
ECHL  
1989-96



Nashville NightHawks  
CHL  
1996-97



Nashville Ice Flyers  
CHL  
1997-98

Excerpted from "Hockey in Nashville before the Predators," written by hockey historian Harold Huggins and originally printed in the *Predators Press: Commemorative Issue*, October 10, 1998.





***TRAINING CAMP***

# TRAINING CAMP

## 2008 TRAINING CAMP ROSTER

#	CENTERS (10)	Height	Weight	Shoots	Place of Birth	Birthdate	2007-08 Team
19	Jason Arnott	6-4	220	R	Collingwood, Ont.	10/11/74	Nashville (NHL)
14	Radek Bonk	6-3	213	L	Krnov, Czech Rep.	1/9/76	Nashville (NHL)
65	Brandon Bouch	6-1	188	L	Delaware, Ont.	8/16/88	Guelph (OHL)
11	David Legwand	6-2	190	L	Detroit, MI	8/7/80	Nashville (NHL)
12	Scott Nichol	5-9	175	R	Edmonton, Alta.	12/31/74	Nashville (NHL)
48	Cal O'Reilly	6-0	187	L	Toronto, Ont.	9/30/86	Milwaukee (AHL)
59	Geoff Peters	6-1	200	L	Hamilton, Ont.	4/30/78	Portland (AHL)/ Augusta (ECHL)
37	Rich Peverley	6-0	185	R	Guelph, Ont.	7/8/82	Milwaukee (AHL)/Nashville (NHL)
53	Michael Santorelli	6-0	196	R	Vancouver, B.C.	12/14/85	Milwaukee (AHL)
25	Jerred Smithson	6-3	194	R	Vernon, B.C.	2/4/79	Nashville (NHL)

#	LEFT WINGS (9)	Height	Weight	Shoots	Place of Birth	Birthdate	2007-08 Team
71	J.P. Dumont	6-1	205	L	Montreal, Que.	4/1/78	Nashville (NHL)
10	Martin Erat	6-0	195	L	Trebitz, Czech Rep.	8/29/81	Nashville (NHL)
38	Vernon Fiddler	5-11	204	L	Edmonton, Alta.	5/9/80	Nashville (NHL)
40	Triston Grant	6-1	215	L	Neepawa, Man.	2/2/84	Philadelphia (AHL)
24	Josh Gratton	6-2	214	L	Brantford, Ont.	9/9/82	S.A. (AHL)/Hfd (AHL)/Phoenix (NHL)
28	Ryan Jones	6-1	207	L	Chatham, Ont.	6/14/84	Miami University (CCHA)
42	Antti Pihlstrom	5-10	181	L	Vantaa, Finland	10/22/84	Milwaukee (AHL)
26	Steve Sullivan	5-8	165	R	Timmins, Ont.	7/6/74	Nashville (NHL)
52	Michael Ryan	6-1	188	L	Boston, MA	5/6/80	Buffalo (NHL)
57	Nick Spaling	6-1	185	L	Palmerston, Ont.	9/9/88	Kitchener (OHL)
49	Kelsey Wilson	6-1	218	L	Sault Ste. Marie, Ont.	1/22/86	Milwaukee (AHL)

#	RIGHT WINGS (9)	Height	Weight	Shoots	Place of Birth	Birthdate	2007-08 Team
27	Patric Hornqvist	5-11	194	L	Sollentuna, Sweden	1/1/87	Djurgardens IF Stockholm (Sweden)
46	Ryan Maki	6-2	207	R	Medford, NJ	4/23/85	Milwaukee (AHL)/Cincinnati (ECHL)
55	Ian McKenzie	6-4	205	R	Weyburn, Sask.	5/23/87	Seattle (WHL)
41	Jed Ortmeyer	6-0	197	R	Omaha, NE	9/3/78	Nashville (NHL)
60	Mark Santorelli	6-1	191	R	Burnaby, B.C.	8/6/88	Chilliwack (WHL)
43	Andreas Thuresson	6-1	208	R	Kristianstad, Sweden	11/18/87	Milwaukee (AHL)
22	Jordin Tootoo	5-9	194	R	Churchill, Man.	2/2/83	Nashville (NHL)
29	Joel Ward	6-2	205	R	Toronto, Ont.	12/2/80	Houston (AHL)

#	DEFENSEMEN (14)	Height	Weight	Shoots	Place of Birth	Birthdate	2007-08 Team
56	Jonathon Blum	6-1	177	R	Long Beach, CA	1/30/89	Vancouver (WHL)
7	Greg de Vries	6-2	220	L	Sundridge, Ont.	1/4/73	Nashville (NHL)
50	Robert Dietrich	5-10	172	R	Ordzhonikidze, Kazakhstan	7/25/86	DEG Metro Stars (Germany)
54	Scott Ford	6-3	223	R	Fort St. John, B.C.	12/24/79	Bridgeport (AHL)/Utah (ECHL)
32	Cody Franson	6-4	227	R	Salmon Arm, B.C.	8/8/87	Milwaukee (AHL)
2	Dan Hamhuis	6-1	200	L	Smithers, B.C.	12/13/82	Nashville (NHL)
8	Kevin Klein	6-1	195	R	Kitchener, Ont.	12/13/84	Nashville (NHL)/ Milwaukee (AHL)
4	Ville Koistinen	5-11	190	L	Oulu, Finland	6/17/82	Nashville (NHL)
45	Teemu Laakso	6-1	211	R	Tuusula, Finland	8/27/87	HIFK Helsinki (Finland)
51	Mark Matheson	6-2	205	L	Calgary, Alb.	2/1/79	Milwaukee (AHL)/Cincinnati (ECHL)
44	Alexander Sulzer	6-1	207	L	Kaufbeuren, Germany	5/30/84	Milwaukee (AHL)
20	Ryan Suter	6-1	196	L	Madison, WI	1/21/85	Nashville (NHL)
6	Shea Weber	6-3	213	R	Sicamous, B.C.	8/14/85	Nashville (NHL)
5	Greg Zanon	5-11	211	L	Burnaby, B.C.	6/5/80	Nashville (NHL)

#	GOALTENDER (6)	Height	Weight	Catches	Place of Birth	Birthdate	2007-08 Team
31	Mark Dekanich	6-2	196	L	North Vancouver, B.C.	5/10/86	Colgate (ECAC)
39	Dan Ellis	6-0	185	L	Orangeville, Ont.	6/9/80	Nashville (NHL)
1	Drew MacIntyre	6-2	185	L	Charlottetown, P.E.I.	6/24/83	Manitoba (AHL)/Vancouver (NHL)
34	Chet Pickard	6-2	220	L	Moncton, N.B.	11/29/89	Tri-City (WHL)
55	Pekka Rinne	6-5	207	L	Kempele, Finland	11/3/82	Milwaukee (AHL)
36	Jeremy Smith	6-0	168	L	Dearborn, MI	4/13/89	Plymouth (OHL)

**General Manager:** David Poile  
**Assistant General Manager:** Paul Fenton  
**Director of Hockey Operations:** Michael Santos  
**Head Coach:** Barry Trotz  
**Associate Coach:** Brent Peterson  
**Assistant Coach:** Peter Horachek

**Goaltending Coach:** Mitch Korn  
**Video Coach:** Robert Bouchard  
**Strength & Conditioning Coach:** David Good  
**Head Athletic Trainer:** Dan Redmond  
**Assistant Athletic Trainer:** Andy Hosler  
**Head Equipment Manager:** Pete Rogers  
**Assistant Equipment Manager:** Jeff Camello  
**Equipment Assistant:** Brad Peterson

## PRESEASON SCHEDULE & RESULTS

### 2008

Date	Opponent	Site	Score	Result
Sept. 25	ATL	Nashville, TN		
Sept. 26	CBJ	Columbus, OH		
Sept. 27	CBJ	Nashville, TN		
Oct. 2	CAR	Nashville, TN		
Oct. 3	ATL	Atlanta, GA		
Oct. 5	CAR	Raleigh, NC		

### 2007 (Record: 3-2-1)

Date	Opponent	Site	Score	Result
Sept. 16	CBJ	Columbus, OH	3-1	W
Sept. 20	ATL	Nashville, TN	5-3	W
Sept. 21	CAR	Raleigh, NC	0-3	L
Sept. 22	CAR	Nashville, TN	4-1	W
Sept. 25	ATL	Atlanta, GA	2-3	SOL
Sept. 29	CBJ	Nashville, TN	0-3	L

### 2006 (Record: 4-1-1)

Date	Opponent	Site	Score	Result
Sept. 17	CBJ	Columbus, OH	0-2	L
Sept. 21	CBJ	Memphis, TN	8-1	W
Sept. 22	CAR	Raleigh, NC	5-4	W
Sept. 23	CAR	Nashville, TN	7-3	W
Sept. 29	ATL	Atlanta, GA	3-4	OTL
Sept. 30	ATL	Nashville, TN	5-1	W

### 2005 (Record: 4-3-0)

Date	Opponent	Site	Score	Result
Sept. 21	STL	St. Louis, MO	4-3	W
Sept. 23	CBJ	Nashville, TN	3-2	W
Sept. 24	STL	Kansas City, MO	1-2	L
Sept. 25	CAR	Nashville, TN	4-2	W
Sept. 29	ATL	Nashville, TN	2-5	L
Sept. 30	ATL	Atlanta, GA	2-3	L
Oct. 2	CBJ	Columbus, OH	4-1	W

### 2003 (Record: 2-2-2-1)

Date	Opponent	Site	Score	Result
Sept. 19	CHI	Chicago, IL	5-0	W
Sept. 20	CHI	Nashville, TN	2-2 (OT)	T
Sept. 21	CBJ	Columbus, OH	2-2 (OT)	T
Sept. 26	STL	St. Louis, MO	1-4	L
Sept. 27	ATL	Richmond, VA	2-3 (OT)	OTL
Oct. 3	ATL	Atlanta, GA	2-5	L
Oct. 4	STL	Nashville, TN	5-1	W

### 2002 (Record: 3-4-1-0)

Date	Opponent	Site	Score	Result
Sept. 19	CHI	Chicago, IL	1-3	L
Sept. 21	STL	Nashville, TN	0-1	L
Sept. 22	CBJ	Columbus, OH	5-3	W
Sept. 24	ATL	Atlanta, GA	4-5	L
Sept. 25	STL	St. Louis, MO	2-3	L
Sept. 28	ATL	Bossier City, LA	4-4	T
Oct. 1	CHI	Nashville, TN	2-0	W
Oct. 5	CBJ	Nashville, TN	2-0	W

## PRESEASON SCHEDULE & RESULTS

### 2001 (Record: 3-4-0-1)

Date	Opponent	Site	Score	Result
Sept. 17	ATL	Atlanta, GA	3-4	L
Sept. 18	CBJ	Columbus, OH	2-3	L
Sept. 21	CBJ	Huntsville, AL	3-1	W
Sept. 22	STL	Nashville, TN	2-5	L
Sept. 23	CHI	Nashville, TN	1-0	W
Sept. 25	ATL	Nashville, TN	4-5 (OT)	OTL
Sept. 28	STL	St. Louis, MO	0-2	L
Sept. 29	CHI	Chicago, IL	3-0	W

### 2000 (Record: 3-3-1-0)

Date	Opponent	Site	Score	Result
Sept. 16	ATL	Southaven, MS	5-3	W
Sept. 17	CBJ	Dayton, OH	2-4	L
Sept. 19	STL	St. Louis, MO	2-2	T
Sept. 23	CHI	Nashville, TN	4-1	W
Sept. 26	ATL	Nashville, TN	4-1	W
Sept. 29	CHI	Chicago, IL	3-4	L
Sept. 30	STL	Nashville, TN	0-4	L

### 1999 (Record: 1-5-3-0)

Date	Opponent	Site	Score	Result
Sept. 11	ATL	Columbus, GA	1-3	L
Sept. 14	DET	Detroit, MI	2-4	L
Sept. 16	FLA	Knoxville, TN	4-4	T
Sept. 17	STL	Milwaukee, WI	2-2	T
Sept. 18	WSH	Biloxi, MS	1-2	L
Sept. 21	STL	Lafayette, LA	1-4	L
Sept. 25	DET	Nashville, TN	1-3	L
Sept. 26	FLA	Louisville, KY	0-0	T
Sept. 28	ATL	Nashville, TN	2-0	W

### 1998 (Record: 2-4-3)

Date	Opponent	Site	Score	Result
Sept. 19	FLA	Huntsville, AL	4-2	W
Sept. 20	FLA	Pensacola, FL	4-4	T
Sept. 22	DAL	Little Rock, AR	2-2	T
Sept. 25	DAL	Dallas, TX	1-5	L
Sept. 26	STL	Kansas City, MO	5-6	L
Oct. 1	WSH	Richmond, VA	3-4	L
Oct. 2	ANA	Cincinnati, OH	2-1	W
Oct. 3	ANA	Milwaukee, WI	0-3	L
Oct. 6	STL	St. Louis, MO	3-3	T

## 2007 PRESEASON SCORING

### 2007 PRESEASON SCORING (3-2-1)

POS	NO.	PLAYER	GP	G	A	PTS	+/-	PIM	PP	SH	GW	OTG	S	PCTG
LW	71	J.P. Dumont	4	1	5	6	4	4	0	0	0	0	14	7.1
C	19	Jason Arnott	3	2	3	5	3	6	1	0	0	0	7	28.6
C	38	Vernon Fiddler	4	2	1	3	4	12	0	0	1	0	9	22.2
RW	28	Matt Ellison	2	1	2	3	2	0	0	0	0	0	2	50
RW	41	Jed Ortmeyer	4	2	0	2	-1	0	0	1	1	0	7	28.6
D	3	Marek Zidlicky	3	1	1	2	3	6	0	0	0	0	6	16.7
D	20	Ryan Suter	4	1	1	2	3	4	0	0	0	0	8	12.5
C	14	Radek Bonk	4	0	2	2	3	2	0	0	0	0	9	0
D	50	* Alexander Sulzer	2	1	0	1	0	2	0	0	1	0	4	25
D	43	* Janne Niskala	3	1	0	1	1	4	0	0	0	0	1	100
C	12	Scott Nichol	4	1	0	1	0	0	0	1	0	0	2	50
D	4	* Ville Koistinen	4	1	0	1	-1	2	1	0	0	0	1	100
C	53	* Mike Santorelli	2	0	1	1	1	0	0	0	0	0	3	0
LW	42	* Antti Pihlstrom	3	0	1	1	1	2	0	0	0	0	3	0
LW	23	Martin Gelinas	3	0	1	1	2	0	0	0	0	0	5	0
D	2	Dan Hamhuis	4	0	1	1	0	2	0	0	0	0	9	0
C	11	David Legwand	4	0	1	1	-3	0	0	0	0	0	8	0
D	6	Shea Weber	4	0	1	1	-3	14	0	0	0	0	15	0
RW	47	Alexander Radulov	5	0	1	1	-2	2	0	0	0	0	11	0
D	8	* Kevin Klein	1	0	0	0	0	0	0	0	0	0	0	0
RW	46	* Ryan Maki	1	0	0	0	0	4	0	0	0	0	0	0
LW	55	Kelsey Wilson	1	0	0	0	0	2	0	0	0	0	1	0
RW	27	* Patric Hornqvist	1	0	0	0	0	2	0	0	0	0	4	0
D	55	Alex Henry	1	0	0	0	1	5	0	0	0	0	0	0
D	32	* Cody Franson	1	0	0	0	1	0	0	0	0	0	2	0
D	40	Nolan Yonkman	1	0	0	0	-1	2	0	0	0	0	1	0
C	49	* Oliver Setzinger	1	0	0	0	0	0	0	0	0	0	0	0
RW	63	* Andreas Thuresson	2	0	0	0	3	4	0	0	0	0	6	0
RW	15	Josh Langfeld	2	0	0	0	-1	2	0	0	0	0	4	0
RW	17	Shane Willis	2	0	0	0	-1	2	0	0	0	0	1	0
C	48	* Cal O'Reilly	2	0	0	0	-1	0	0	0	0	0	2	0
C	37	* Rich Peverley	2	0	0	0	-1	2	0	0	0	0	1	0
LW	16	Darcy Hordichuk	4	0	0	0	-2	7	0	0	0	0	0	0
RW	22	Jordin Tootoo	4	0	0	0	-1	19	0	0	0	0	5	0
D	7	Greg de Vries	4	0	0	0	3	8	0	0	0	0	0	0
LW	10	Martin Erat	4	0	0	0	-2	17	0	0	0	0	4	0
D	5	Greg Zanon	4	0	0	0	1	2	0	0	0	0	4	0
C	25	Jerred Smithson	4	0	0	0	0	2	0	0	0	0	4	0
TEAM TOTALS			6	14	22	36	3	142	2	2	3	0	163	8.6
OPPONENT TOTALS			6	13	21	34	-3	141	4	4	2	0	173	7.5

NO	GOALTENDER	GPI	MINS	AVG	W	L	OT	EN	SO	GA	SA	SV%	G	A	PIM
39	Dan Ellis	3	91	0.66	0	1	1	0	0	1	42	0.976	0	0	0
30	Chris Mason	4	202	2.40	2	1	0	0	0	8	90	0.911	0	0	0
35	* Pekka Rinne	3	68	2.65	1	0	0	1	0	3	40	.925	0	0	0
TEAM TOTALS		6	365	2.14	3	2	1	1	0	13	173	.925	0	0	0
OPPONENT TOTALS		6	365	2.30	3	3	0	0	2	14	163	.914	0	0	0

\*Rookie

# TRAINING CAMP

## SEPTEMBER/OCTOBER 2008 SCHEDULE

SUNDAY	MONDAY	TUESDAY	WEDNESDAY	THURSDAY	FRIDAY	SATURDAY
14	15	16	17	18	19	20
9:00-9:45a Goalenders (2) 10:00-10:45a Scrimmage (1) 10:45-11:30a Scrimmage (2) Media Availability 11:30-12:00p	<b>22 Rookies vs. ATL 6:00PM</b> Blue Group 10:00-10:45a Practice (1) 10:45-11:30a Practice (2) 11:15-11:45a Goalenders (1) Media Availability 11:30-12:00p  Silver Group 12:30-1:15p Practice (1) 1:15-2:00p Practice (2) 1:45-2:15p Goalenders (1) Media Availability 2:00-2:30p  Rookies 10:00-11:00a Practice (SC)  Meet the Team Party 5:00-6:30p (Sommet)	<b>23 Rookies vs. ATL 11:00AM</b> Silver Group 8:30-9:15a Practice (1) 9:15-10:00a Practice (2) 9:45-10:15a Goalenders (1) Media Availability 10:00-10:30a  Blue Group 2:00-2:45p Practice (1) 2:45-3:30p Practice (2) 3:15-3:45p Goalending (1) Media Availability 3:30-4:00p  104.5 The Zone Radiothon All Day	Blue Group 9:00-9:45a Practice (1) 9:45-10:30a Practice (2) 10:15-10:45a Goalender (1) Media Availability 10:30-11:00a  Silver Group 11:30-12:15p (1) 12:15-1:00p (2) 12:45-1:15p Goalenders (1) Media Availability 1:00-1:30p	<b>25 - ATL 7:00PM</b> Team vs. ATLANTA 10:00-11:00a Practice (1) Media Availability 11:00-11:30a  Others 11:00-11:45a Practice (1) 11:45-12:30p Practice (2) Media Availability 12:30-1:00p	<b>26 - @ CBJ 6:00PM</b> Team vs. COLUMBUS 9:00-10:00a Practice (2) Media Availability 10:00-10:30a 2:30p Flight to Columbus Post-game to Nashville  Others 11:00-11:45a Practice (1) 11:45-12:30p Practice (2) Media Availability 12:30-1:00p	<b>TRAINING CAMP OPENS</b>  PHYSICALS (SC) OFF-ICE TESTING  Blue Group 9:00-9:45a Practice (1) 9:45-10:30a Practice (2) 10:15-10:45a Goalenders (1) Media Availability 10:30-11:00a  Silver Group 11:30-12:15p Practice (1) 12:15-1:00p Practice (2) 12:45-1:15p Goalenders (2) Media Availability 1:00-1:30p
21	22	23	24	25	26	27
9:00-9:45a Goalenders (2) 10:00-10:45a Scrimmage (1) 10:45-11:30a Scrimmage (2) Media Availability 11:30-12:00p	<b>22 Rookies vs. ATL 6:00PM</b> Blue Group 10:00-10:45a Practice (1) 10:45-11:30a Practice (2) 11:15-11:45a Goalenders (1) Media Availability 11:30-12:00p  Silver Group 12:30-1:15p Practice (1) 1:15-2:00p Practice (2) 1:45-2:15p Goalenders (1) Media Availability 2:00-2:30p  Rookies 10:00-11:00a Practice (SC)  Meet the Team Party 5:00-6:30p (Sommet)	<b>23 Rookies vs. ATL 11:00AM</b> Silver Group 8:30-9:15a Practice (1) 9:15-10:00a Practice (2) 9:45-10:15a Goalenders (1) Media Availability 10:00-10:30a  Blue Group 2:00-2:45p Practice (1) 2:45-3:30p Practice (2) 3:15-3:45p Goalending (1) Media Availability 3:30-4:00p  104.5 The Zone Radiothon All Day	Blue Group 9:00-9:45a Practice (1) 9:45-10:30a Practice (2) 10:15-10:45a Goalender (1) Media Availability 10:30-11:00a  Silver Group 11:30-12:15p (1) 12:15-1:00p (2) 12:45-1:15p Goalenders (1) Media Availability 1:00-1:30p	<b>25 - ATL 7:00PM</b> Team vs. ATLANTA 10:00-11:00a Practice (1) Media Availability 11:00-11:30a  Others 11:00-11:45a Practice (1) 11:45-12:30p Practice (2) Media Availability 12:30-1:00p	<b>26 - @ CBJ 6:00PM</b> Team vs. COLUMBUS 9:00-10:00a Practice (2) Media Availability 10:00-10:30a 2:30p Flight to Columbus Post-game to Nashville  Others 11:00-11:45a Practice (1) 11:45-12:30p Practice (2) Media Availability 12:30-1:00p	<b>27 - CBJ 7:00PM</b> Team vs. COLUMBUS 9:00-10:00a Practice (2) Media Availability 10:00-10:30a  Others 11:00-11:45a Practice (1) 11:45-12:30p Practice (2) Media Availability 12:30-1:00p



**SEPTEMBER/OCTOBER 2008 SCHEDULE**

Times Listed are Central. Times and Locations are subject to change.

(1) Public Rink at Centennial Sportsplex

(2) Predators' practice rink at Centennial Sportsplex

(SC) Sommet Center

# TRAINING CAMP

## PRESEASON OPPONENTS



**General Manager:** Don Waddell • **Assistant General Manager:** Larry Simmons  
**Head Coach:** John Anderson • **Assistant Coaches:** Randy Cunneynworth, Todd Nelson, Steve Weeks

#	Name	Pos.	Height	Weight
1	Hedberg, Johan	G	6-0	185
2	Exelby, Garnet	D	6-1	210
6	Hainsey, Ron	D	6-3	210
9	Christensen, Erik	F	6-1	210
10	Little, Bryan	F	5-11	190
11	Perrin, Eric	F	5-9	180
12	White, Todd	F	5-10	195
13	Kozlov, Vyacheslav	F	5-10	190
14	Williams, Jason	F	5-11	195
17	Kovalchuk, Ilya	F	6-1	220
19	Reasoner, Marty	F	6-1	200
20	Armstrong, Colby	F	6-2	190
21	Sterling, Brett	F	5-7	180
22	Klee, Ken	D	6-1	210
23	Slater, Jim	F	6-0	195
27	Thorburn, Chris	F	6-3	225
28	Havelid, Niclas	D	6-0	200
29	Larsen, Brad	F	6-0	210
30	Turple, Dan	G	6-1	210
31	Lehtonen, Kari	G	6-4	205
33	Pavelec, Ondrej	G	6-2	200
36	Boulton, Eric	F	6-1	220
38	Lessard, Junior	F	6-0	195

#	Name	Pos.	Height	Weight
39	Enstrom, Tobias	D	5-10	175
40	Stevenson, Grant	F	5-11	170
41	Motzko, Joe	F	6-0	185
42	Crabb, Joey	F	6-1	190
43	Hozapfel, Riley	F	6-0	185
44	Bogossian, Zach	D	6-2	210
45	Hoffman, Mike	F	6-5	240
46	Machacek, Spencer	F	6-1	195
47	Oystriick, Nathan	D	6-0	215
48	Valabik, Boris	D	6-7	240
49	Stuart, Colin	F	6-2	205
50	LaVallee, Jordan	F	6-3	225
51	Lehman, Scott	D	6-1	200
53	Lewis, Grant	D	6-3	200
53	Kaip, Rylan	F	6-1	185
54	Painchaud, Chad	F	6-1	185
55	Denny, Chad	D	6-3	230
56	Pospisil, Tomas	F	6-0	180
57	Esposito, Angelo	F	6-1	180
58	Stoesz, Myles	F	6-2	215
59	Paquette, Danick	F	6-0	210
62	Kulda, Arturs	D	6-2	195
63	Siddall, Matt	F	6-1	205



**General Manager:** Scott Howson • **Assistant General Manager:** Chris MacFarland  
**Head Coach:** Ken Hitchcock • **Assistant Coaches:** Gary Agnew, Gord Murphy, Claude Noel

#	Name	Pos.	Height	Weight
1	Mason, Steve	G	6-4	202
2	Russell, Kris	D	5-10	180
3	Methot, Marc	D	6-3	225
4	Wilson, Clay	D	6-0	198
5	Backman, Christian	D	6-4	206
8	Hejda, Jan	D	6-3	229
10	MacDonald, Craig	F	6-1	195
12	Novotny, Jiri	F	6-4	209
14	Torres, Raffi	F	6-0	215
15	Murray, Andrew	F	6-2	216
16	Brassard, Derick	F	6-1	190
17	Dorsett, Derek	F	5-11	187
18	Umberger, R.J.	F	6-2	210
19	Peca, Michael	F	5-11	183
20	Huselius, Kristian	F	6-1	179
21	Picard, Alexandre	F	6-2	194
22	Commodore, Mike	D	6-5	228
23	Sestito, Tom	F	6-5	226
25	Chimera, Jason	F	6-2	216
26	MacKenzie, Derek	F	5-11	178
27	Malhotra, Manny	F	6-2	217
28	Filatov, Nikita	F	6-0	172
29	Rome, Aaron	D	6-1	223
30	Norrena, Fredrik	G	6-0	190
31	Leclaire, Pascal	G	6-2	200
32	Smith, Dan	D	6-3	215
33	Modin, Fredrik	F	6-4	218
34	LaCosta, Dan	G	6-2	194
37	Kelly, Steve	F	6-2	205
39	Vigilante, John	F	6-0	190
40	Boll, Jared	F	6-2	206

#	Name	Pos.	Height	Weight
41	Pineault, Adam	F	6-1	201
43	Mayorov, Maxim	F	6-2	187
46	Plekhanov, Andrey	D	6-2	206
47	Sigalet, Jonathan	D	6-1	185
48	Starkov, Kirill	F	6-0	199
49	Clitsome, Grant	D	6-0	208
50	Wharton, Kyle	D	6-3	196
51	Tyutin, Fedor	D	6-3	210
52	Holden, Nick	D	6-4	200
53	Landry, Jon	D	6-2	193
54	Mirasty, Jon	F	5-10	220
55	Tollefsen, Ole-Kristian	D	6-2	211
56	Leggin, Stefan	F	5-9	170
59	Didomiete, Devin	F	6-0	190
60	Mior, Ryan	G	6-0	181
61	Nash, Rick	F	6-4	218
63	Regner, Brent	D	5-11	175
66	Dahm, Sebastien	G	5-11	175
68	Kubalik, Tomas	F	6-2	189
69	Calvert, Matt	F	5-9	164
73	Delisle, Steven	D	6-6	209
74	Page, Rob	D	6-2	203
77	Hendrikx, Trevor	D	6-2	208
78	York, Mike	F	5-10	185
82	Pohl, Petr	F	5-11	188
84	McGuirk, Brian	F	5-11	190
86	Hughes, John	F	5-10	177
88	Frischmon, Trevor	F	6-0	200
93	Voracek, Jakub	F	6-1	205
97	Klesla, Rostislav	D	6-3	220

## TRAINING CAMP

### PRESEASON OPPONENTS



**General Manager:** Jim Rutherford • **Assistant General Manager and Director of Player Development:** Ron Francis  
**Head Coach:** Peter Laviolette • **Associate Head Coach:** Kevin McCarthy • **Assistant Coach:** Tom Rowe

#	Name	Pos.	Height	Weight
4	Seidenberg, Dennis	D	6-1	210
5	Kaberle, Frantisek	D	6-0	190
7	Wallin, Niclas	D	6-3	220
8	Cullen, Matt	F	6-1	200
11	Williams, Justin	F	6-1	195
12	Staal, Eric	F	6-4	205
13	Whitney, Ray	F	5-10	180
14	Samsonov, Sergei	F	5-8	188
15	Ruutu, Tuomo	F	6-0	200
16	Sutter, Brandon	F	6-3	183
17	Brind'Amour, Rod	F	6-1	205
18	Bayda, Ryan	F	5-11	185
22	Melichar, Josef	D	6-2	222
23	Boychuk, Zach	F	5-10	180
24	Walker, Scott	F	5-10	196
25	Pitkanen, Joni	D	6-3	210
27	Carson, Brett	D	6-4	220
28	Brookbank, Wade	F	6-4	225
29	Rodney, Bryan	D	6-0	200
30	Ward, Cam	G	6-1	200
31	Hagemo, Nathan	D	5-11	192
31	Slaney, Robert	F	6-2	194
32	Gillies, Trevor	F	6-3	215
33	Babchuk, Anton	D	6-5	212
34	Jensen, Joe	F	5-11	180
36	Nolan, Brandon	F	6-1	192
38	Conboy, Tim	D	6-2	210
39	Dwyer, Patrick	F	5-11	175
40	Leggio, David	G	6-0	187
41	Reed, Harrison	F	6-1	185

#	Name	Pos.	Height	Weight
42	Gleason, Tim	D	6-0	217
43	Babin, Noah	D	6-0	200
44	Eaves, Patrick	F	5-11	190
46	Flood, Mark	D	6-1	190
47	Jordan, Michal	D	6-1	184
48	McGinnis, Ryan	D	6-2	206
49	Leighton, Michael	G	6-3	186
50	Manzato, Daniel	G	6-0	178
51	Weston, Ryan	F	6-2	215
52	Angelidis, Mike	F	6-1	210
53	Borer, Casey	D	6-2	205
54	Chaput, Stefan	F	6-0	190
55	Kunes, Timothy	D	6-1	170
56	Petrusalek, Jakub	F	5-10	176
57	Bowman, Drayson	F	6-0	181
58	Terry, Chris	F	5-10	195
59	LaRose, Chad	F	5-10	181
60	Peters, Justin	G	6-1	213
61	Morneau, Samuel	F	5-11	190
62	McBain, Jamie	D	6-2	200
63	Helminen, Dwight	F	5-10	191
64	McCrae, Justin	F	6-1	185
67	Samson, Jerome	F	5-11	175
70	Murphy, Mike	G	5-11	161
71	Olson, Benn	D	6-4	215
72	Blanchard, Nicolas	F	6-3	190
73	Bellemore, Brett	D	6-4	205
74	Theberge, Brett	C	6-0	180
77	Corvo, Joe	D	6-0	204
92	O'Neill, Jeff	F	6-0	200







TRAINING CAMP

---

**TEAM NOTES**





TRAINING CAMP

---

**TEAM NOTES**







Internet Solutions with a *Porpoise!*

## The Predators have Dolphini Dedicated Internet .. So Why Don't You?

Colocation

Data Backup

Web Hosting

Dedicated Servers

Business ISP

Web Design

Virtual Servers

The Internet serves a purpose for our Nashville Predators. It makes every score available, connects fans to each other, and supports our community all at blazing speeds. Dolphini Networks is proud to dedicate our resources to hosting and protecting our Nashville Predators.

For Dedicated Internet  
Solutions that serve  
your business purpose

**Call, Click or Visit**

**615.256.5505**

**[www.dolphini.com](http://www.dolphini.com)**

Official Corporate Sponsor of your  
Official Broadband Internet Provider of your





## WHAT WOULD HOCKEY BE WITHOUT CHECKING?



### **Predators Checking, only at First Tennessee.**

Sign up for Predators Checking and get a free Zamboni bank along with Predators checks and checkbook cover. Not to mention \$100.\* Plus, open a savings account and receive a personalized team jersey.\*\* You pick the color, size, name and number. So drop by a financial center today.



*All Things Financial.*

**OFFICIAL FINANCIAL SERVICES PROVIDER OF YOUR NASHVILLE PREDATORS.**

\* Offer expires December 31, 2008. Please present coupon to receive bonus. Minimum opening deposit is \$100. Opening deposit cannot be transferred from existing First Tennessee account. A \$100 bonus check will be mailed to account holder 5-6 weeks after account opening, and will be reported as income on Form 1099-INT. Zamboni will be shipped separately within 6 weeks. Limit one \$100 bonus and Zamboni per household. Cannot be combined with other checking offers. Customer agrees to maintain account in good standing for a minimum of six months. New checking households only. No minor accounts. The Annual Percentage Yield (APY) for Relationship First Checking is .25% for all balances in the Equity Manager plan. In the Financial Manager and Asset Manager plans, the APY is .25% for balances of \$0-\$9999, and 1.00% APY for that portion of balances \$10,000+. APYs are as of 7/21/08, and are subject to change. Fees may reduce earnings. Offer expires December 31, 2008. FSR: Use coupon redemption system. Use codes PRDCHK and PRED07 for new checking accounts.

\*\* Offer expires December 31, 2008. To receive jersey, customer must open a Relationship First Savings account with a minimum opening deposit of \$5,000. New savings households only. Customer must also have a new or existing First Tennessee Predators Checking account. Cannot be combined with other savings offers. Opening deposit cannot be transferred from existing First Tennessee accounts. A voucher which can be redeemed for a jersey at the Predators Team Store at the Sommet Center will be mailed to customer within 3 weeks. The cost of the jersey (\$100) will be reported as interest income on Form 1099-INT. Limit one bonus per household. Customer agrees to maintain account in good standing for a minimum of six months. As of 07/21/08, the Annual Percentage Yield (APY) for Relationship First Savings was: 0.25% for balances of \$0-\$9,999; .70% for balances of \$10,000-\$24,999; 1.20% for balances of \$25,000-\$49,999; 1.55% for balances of \$50,000-\$99,999; and 1.80% for balances \$100,000 and greater. APY is variable and subject to change without notice. Fees may reduce earnings. Subject to bank approval. The account is limited by law to six (6) pre-authorized or electronic debits or withdrawals per month, three of which may be made by check. FSR: Please use coupon redemption system. Savings/jersey code: NPRJSY

©2008 First Tennessee Bank National Association. Member FDIC.