2009-10 NASHVILLE PREDATORS MEDIA GUIDE

Moving Ahead.



ZEITLIN
& CO., REALTORS®



Middle Tennessee's Relocation Leader

ZeitlinRealtors.com

ZEITLIN RELOCATION SOLUTIONS

1.800.218.3557

"Proud to be the Preferred Realtor for the Nashville Predators Players and Front Office Staff"

LUXURY PORTFOLIO

LEADING REAL ESTATE COMPANIES of THE WORLD™

RELO® Quality Certification

NASHVILLE PREDATORS

SMASHVILLE

2009-10 SEASON SCHEDULE

OCTOBER 2009

S	M	T	W	TH	F	S
				1	2	DAL 3 7:00
4	5	6	7	COL 8 7:00	9	BUF 10 7:00
11	EDM 12 7:00	13	DAL 14 7:30	CHI 15 7:00	16	WSH 17 6:00
18	19	20	BOS 21 6:00	OTT 22 6:30	23	CHI 24 7:30
25	26	27	MIN 28 7:00	CHI 29 7:00	30	DAL 31 7:00

NOVEMBER 2009

S	M	T	W	TH	F	S
1	2	3	4	ANA 5 9:00	6	L.A 7 3:00
8	9	S.J 10 9:30	11	STL 12 7:00	13	MTL 14 7:00
15	16	S.J 17 7:00	18	N.J 19 7:00	20	CBJ 21 7:00
22	DET 23 6:00	24	COL 25 8:00	26	STL 27 7:00	FLA 28 7:00
29	CGY 30 7:00					

DECEMBER 2009

S	M	T	W	TH	F	S
		1	MIN 2 7:00	3	CHI 4 7:30	MIN 5 7:00
6	7	VAN 8 7:00	9	CBJ 10 7:00	11	DET 12 7:00
13	CBJ 14 6:00	T.B 15 7:00	16	EDM 17 8:30	18	CGY 19 3:00
20	21	VAN 22 9:30	23	24	25	CHI 26 7:00
CHI 27 6:00	28	STL 29 7:00	30	CBJ 31 6:00		

JANUARY 2010

S	M	T	W	TH	F	S
					1	ANA 2 7:00
3	4	CGY 5 7:00	6	CAR 7 7:00	8	ANA 9 7:00
10	VAN 11 9:30	EDM 12 8:00	13	14	CGY 15 8:00	16
17	TOR 18 7:00	19	20	PHX 21 8:00	COL 22 8:00	23
24	25	CBJ 26 6:00	27	28	DET 29 6:30	ATL 30 7:00
31						

FEBRUARY 2010

S	M	T	W	TH	F	S
	1	PHX 2 7:00	3	COL 4 7:00	5	S.J 6 7:00
7	8	NYI 9 6:00	NYR 10 6:00	11	N.J 12 6:00	13
PIT 14 12:00	15	16	17	18	19	20
21	22	23	24	25	26	27
28						

OLYMPIC BREAK

MARCH 2010

S	M	T	W	TH	F	S
	1	EDM 2 7:00	3	L.A 4 7:00	DET 5 6:30	6
VAN 7 2:00	8	ATL 9 6:00	10	S.J 11 9:30	ANA 12 9:00	13
L.A 14 2:00	15	PHI 16 7:00	17	MIN 18 7:00	19	CBJ 20 7:00
STL 21 5:00	22	DAL 23 7:00	24	PHX 25 7:00	26	DET 27 7:00
28	FLA 29 6:30	L.A 30 7:00	31			

APRIL 2010

S	M	T	W	TH	F	S
				STL 1 7:00	2	DET 3 1:00
4	5		PHX 7 9:00	8	9	STL 10 7:00

HOME AWAY FS TENNESSEE

* All start times Central Standard Time

FS TENNESSEE 104.5 the Zone SOMMET CENTER 97.1 ROQ nashville's rock station

WWW.NASHVILLEPREDATORS.COM

770-PUCK

TABLE OF CONTENTS

MANAGEMENT & STAFF
Staff Directory 4-5
Ownership 6-7
Management/Scouting Staff 8-14
Coaching Staff 15-17
Training/Equipment Staff 18
Predators Staff 19-21
Broadcasters 22-23
Broadcast Partners 24
Powers Management 25
Predators Foundation/Community 26-28
Youth & Amateur Hockey 29-30
AHL Affiliate 31-33
ECHL Affiliate 34

THE PLAYERS
Organizational Roster 36-37
How the Predators Were Built 38-39
Player Biographies 40-83
In the System 84-105
2009 NHL Entry Draft Selections 106-111

2008-09
Team Notes 114-116
Final Scoring 117
Game-by-Game Summary 118-119
Goals & Shots by Period 120-121
Scoring Breakdown 122
Goals Breakdown 123
Game Notes 124
Vs. NHL 125
Highs & Lows 126
The Last Time 127
Shootouts 128
Player Game-by-Game Summary 129-133
Man-games Lost 134
Transactions 135-136
AHL Standings and Leaders 137
Milwaukee (AHL) Final Scoring 138
Milwaukee (AHL) Playoff Scoring/Results 139

NHL & OPPONENTS
2008-09 NHL Standings 142
2008-09 NHL Awards 143
NHL All-Stars/Leaders/Directory 144
2009-10 Critical Dates 145
NHL Referees & Linesmen 146
Predators vs. Summary 147
Team-by-team Season/All-Time Notes 148-205

TEAM HISTORY & RECORDS
Season Records 208
Team Streaks/Special Teams 209
Personnel/All-Stars/Awards 210
All-Time Statistics 211-213
All-Time Leaderboard 214
Season Leaders 215
Year-by-Year Final Scoring 216-224
Record by Game 225
Hat Tricks 226
Penalty Shots 227
Shutouts 228-229
Overtime History 230-231
Shootout History 232-233
Rookies & Vets/By the Numbers/Attendance 234
The Predators vs. the NHL 235
The NHL vs. the Predators 236
Franchise Firsts 237
All-Time Draft Selections 238-239
Alumni Register 240-247
Opening Lineups 248
Closing Lineups 249
Franchise Timeline 250-251
All-Time Trades & Acquisitions 252-256
Team Records 257-266
Individual Records 267-271

PLAYOFFS
Playoff Results 274
All-Time Playoff Statistics 275
All-Time Playoff Leaderboard/Season Leaders 276
Playoff Firsts/Playoff Situationals 277
Year-by-Year Final Playoff Scoring 278-279
Team Records 280-283
Individual Records 284-286

MEDIA INFORMATION
Press, Radio & TV Information 288-289
Driving Directions 289
NHL Hockey Operations 290-291
Sommet Center Information 292-293
Sommet Center Policies 294
Centennial Sportsplex 295
Medical Glossary 296-297
Medical Staff 298-299
How to Figure 300
Predators Name & Logo 301
Nashville Hockey History 302

TRAINING CAMP 2009
Training Camp Roster 304
Preseason Schedule and Results 305
2008 Preseason Scoring 306
Arena Map 307

CREDITS
Editor . . . . . Kevin Wilson
Assistant Editor . . . . . Tim Darling
Design & Layout . . . . . Chuck Stephens
Copy Contributors . . . . . Rebecca Ward
. . . . . Andee Boiman
. . . . . Erich Wilhelm
. . . . . Jessica Jones
. . . . . Elias Sports Bureau
Editorial Assistants . . . . . Lindsay Jones
. . . . . Allison Quillen
Design Assistants . . . . . Micah Loyed
. . . . . Erik Blom
Photography . . . . . John Russell
. . . . . Fredrick Breedon
. . . . . Getty Images
Printing . . . . . Fidelity Offset

STAFF DIRECTORY

NASHVILLE PREDATORS
SOMMET CENTER
501 Broadway, Nashville, TN 37203
(615) 770-2300 • Fax (615) 770-2309
www.nashvillepredators.com

Owner . . . . . Predators Holdings LLC
Investor Group: Christopher Cigarran, Thomas Cigarran, Joel and Holly Dobberpuhl, David Freeman, Herbert Fritch, DeWitt Thompson V, John Thompson.
Chairman and Governor . . . . . David Freeman
President of Hockey Operations/General Manager and Alternate Governor . . . . . David Poile
President of Business Operations and Alternate Governor . . . . . Ed Lang
Executive Vice President/Chief Sales Officer . . . . . Chris Parker
Executive Vice President of Marketing and Communications/Chief Marketing Officer . . . . . Derek Perez
Senior Vice President and Special Assistant to the President . . . . . Gerry Helper
Senior Vice President/Chief Administrative Officer and Corporate Counsel . . . . . Michelle Kennedy
Senior Vice President of Corporate Development . . . . . Chris Junghans

HOCKEY OPERATIONS
Assistant General Manager . . . . . Paul Fenton
Director of Hockey Operations . . . . . Michael Santos
Head Coach . . . . . Barry Trotz
Associate Coach . . . . . Brent Peterson
Assistant Coach . . . . . Peter Horachek
Goaltending Coach . . . . . Mitch Korn
Video Coach . . . . . Robert Bouchard
Strength and Conditioning Coach . . . . . David Good
Chief Amateur Scout . . . . . Jeff Kealty
Professional Scouts . . . . . Nick Beverley & Shawn Dineen
North American Amateur Scouts . . Jason Bukala, Rick Knickle, Tom Nolan, Glen Sanders & David Westby
European Scouts . . . . . Martin Bakula, Lucas Bergman & Janne Kekalainen
Head Athletic Trainer . . . . . Dan Redmond
Assistant Athletic Trainer . . . . . Andy Hosler
Equipment Manger . . . . . Pete Rogers
Assistant Equipment Manager . . . . . Jeff Camelio
Equipment Assistant . . . . . Brad Peterson
Locker Room Attendant . . . . . Craig "Partner" Baugh
Manager of Hockey Operations . . . . . Brandon Walker
Executive Assistant . . . . . Connell Crow

TEAM DOCTORS
Head Team Physician and Orthopaedic Surgeon . . . . . John E. Kuhn, M.D.
Head Team Physician and Internal Medicine Physician . . . . . Paul J. Rummo, D.O.
Assistant Team Physician and Orthopaedic Surgeon . . . . . James L. Carey, M.D.
Assistant Team Physician and Orthopaedic Surgeon . . . . . Charles L. Cox, M.D.
Assistant Internal Medicine Physician . . . . . Alex Diamond, D.O.
Team Ophthalmologist . . . . . Daniel S. Weikert, M.D.
Team Plastic Surgeons . . . . . Kevin Hagan, M.D., Blair Summitt, M.D., Wesley Thayer, M.D., ... Jason Wendel, M.D.
Team Dentist . . . . . Cristin M. Wallace, D.D.S.

COMMUNICATIONS/DEVELOPMENT
Director of Communications . . . . . Tim Darling
Communications Coordinator . . . . . Kevin Wilson
Corporate Communications Coordinator . . . . . Jessica Jones
Director of Community Relations . . . . . Rebecca Ward
Community Relations/Amateur & Youth Hockey Coordinator . . . . . Erich Wilhelm
Community Relations Coordinator . . . . . Gina Maduri
Youth and Amateur Hockey Manager . . . . . Andee Boiman
Internet Development Manager . . . . . Jay Levin
Team Photographer . . . . . John Russell

STAFF DIRECTORY

CORPORATE PARTNERSHIPS

Director of New Business Development . . . . . Bob Flynn
Directors, Corporate Partnerships . . . . . Delmar Smith, Rock Upchurch
Account Executives, Corporate Partnerships . . . . . Bradford Hollingsworth & Anne McElroy
Sr. Account Service Manager, Corporate Partnerships . . . . . Jennifer Maxwell
Account Service Managers, Corporate Partnerships . . . . . Kathryn Cloud & Emily Cutler
Sales Coordinator . . . . . Lindsay Rutledge

MARKETING

Entertainment Manager . . . . . Adam DeVault
Database Marketing Manager . . . . . Joe Wiese
Database/Event Coordinator . . . . . Christy Whitney
Entertainment Coordinator . . . . . Chris Smith
Advertising/Game Presentation Coordinator . . . . . Ron Zolkower
Senior Graphic Artist . . . . . Chuck Stephens
Graphic Artist . . . . . Micah Loyed

PREMIUM SEATS

Vice President of Premium Seats Service . . . . . Susie Masotti
Director of Premium Seats Service . . . . . Britt Kincheloe
Senior Manager of Premium Seats Sales . . . . . Tim Wilson
Premium Seats Manager . . . . . Chris Burton

FINANCE/ADMINISTRATION/HUMAN RESOURCES

Vice President of Finance . . . . . Beth Snider
Director of Finance . . . . . Terry Crutcher
Director of Human Resources . . . . . Allison Simms
Senior Manager, Administrative and Legal Affairs . . . . . Raquel Toombs
Payroll Manager . . . . . Susan Charnley
Human Resources Coordinator . . . . . Erin Grosvenor
Accounts Payable . . . . . Jamie France
Arena Accountant . . . . . Kyle Clayton
Predators Accountant . . . . . Lauren Linton
Executive Assistant . . . . . Elaine Lewis
Office Coordinator/Marketing Assistant . . . . . Brandy Tatum

TECHNICAL OPERATIONS

Director of Technical Operations . . . . . Blake Grant
Technical Operations Manager . . . . . Patrick Abell

BROADCAST

Broadcasting Director . . . . . Bob Kohl
Play-by-Play Announcer . . . . . Pete Weber
Color Analyst . . . . . Terry Crisp
Radio Play-by-Play Announcer . . . . . Tom Callahan
Manager, Video Production . . . . . Mitch Jordan
Associate Producer . . . . . David White
Videographer/Editor . . . . . Brett Newkirk
Broadcast Services Coordinator . . . . . Kelly Sparks

TICKET OPERATIONS

Vice President of Ticket Sales . . . . . Nat Harden
Director of Ticket Sales . . . . . Marty Mulford
Inside Sales Manager . . . . . Brad Gillispie
Senior Account Executive . . . . . Dan Schaefer
Account Executives . . . . . Jack Burk, Chris Harrington, Brian Jamison,
. . . . . Travis Laufle, Will Myers, Charles Rand & Britni Sorbo
Fan Relations Supervisor . . . . . Courtney Gray
Fan Relations Coordinators . . . . . Paige Ciuffo, Lindsay Jobe, Julia Potash & Rebecca Swan
Director of Ticketing . . . . . David Chadwell
Ticket Operations Coordinators . . . . . Sara Shear & Mary Jane Rodgers

OWNERSHIP

PREDATORS HOLDINGS LLC

On December 7, 2007, Predators Holdings LLC purchased the Nashville Predators and Powers Management (the company that operates the Sommet Center) and took over the day-to-day operation of the National Hockey League team and the Sommet Center.

Predators Holdings LLC includes local executives in finance, health care and private business. Members include: David Freeman, Herb Fritch, Christopher Cigarran, Thomas Cigarran, Joel and Holly Dobberpuhl, DeWitt Thompson V and John Thompson.

(listed alphabetically)

CHRISTOPHER C. CIGARRAN

Chris Cigarran is the senior vice president of human resources and organization development at Nashville's Healthways, Inc., the nation's leading and largest provider of comprehensive health and care support programs and services.

Prior to joining American Healthways, Cigarran spent several years as a consultant working with multiple organizations in the U.S. and Canada, including Patagonia, Citibank, Dofasco Steel and British Airways. In that role, Cigarran focused on teams in organizations, organizational culture, as well as organizational change and effectiveness.

Cigarran received his undergraduate degree from Bucknell University and his master's degree from Pepperdine University.

THOMAS G. CIGARRAN

Tom Cigarran is a co-founder, former CEO and current chairman of the Nashville-based Healthways, Inc., the nation's leading and largest provider of comprehensive health and care support programs and services. He also serves as chairman of AmSurg Corp., a single-specialty, practice-based ambulatory surgery center company.

Cigarran serves as chairman of the Alignment Nashville Operating Board, the Haiti Mission Education Committee and the advisory board of the Vanderbilt Owen School Healthcare MBA program. He also serves as a member of the boards of the Vanderbilt University Medical Center, the Nashville Alliance for Public Education, the Nashville Health Care Council and Harpeth Hall School.

Cigarran is a graduate of Villanova University with a Master's degree from the New York University Graduate School of Business.

JOEL AND HOLLY DOBBERPUHL

Joel Dobberpuhl is the CEO and portfolio manager of Jetstream Capital, a global hedge fund he founded in 2003. Prior to founding Jetstream Capital, Dobberpuhl was a senior portfolio manager for AIM investments.

Dobberpuhl received his degree from Southern Methodist University in 1988 alongside Holly (Stone) Dobberpuhl. Together, the Dobberpuhls are active in several charities based in the Nashville Area and have both served on the boards of Mercy Children's Clinic and Rocketown Ministries. Mrs. Dobberpuhl, a passionate Predators fan, also serves on the board of Saddle Up!, a therapeutic riding facility in Franklin, Tenn.

Joel, Holly, son Samuel and daughter Lily reside in Nashville.

OWNERSHIP

DAVID S. FREEMAN

David S. Freeman founded 36 Venture Capital and serves as the company's CEO.

He was the founder and CEO of Commodore Medical Sevices, which grew to be the second-largest company in the medical waste industry at the time of its sale in 2007. He also practiced mergers and acquisition law for more than 10 years in Dallas and Nashville.

Freeman serves as a member of the Board of Trustees of the United Way of Metropolitan Nashville.

Freeman received his undergraduate degree at the University of Tennessee and a Juris Doctor degree from the Vanderbilt University School of Law. Born and raised in Knoxville, Tenn., the Freeman family resides in Nashville.

HERBERT A. FRITCH

Herbert A. Fritch has served as the chairman, president and chief executive officer of HealthSpring, Inc., and its predecessor, NewQuest, LLC, since it began operation in 2000. Beginning his career in 1973 as an actuary, Fritch has more than 30 years of experience in the managed healthcare business.

A graduate of Carleton College, Fritch and his wife Barbara reside in Nashville. They are members of United Way's Tocqueville Society and Barbara serves on the board of the Nashville Zoo.

DEWITT C. THOMPSON V

DeWitt (De) C. Thompson V currently serves as the president of Thompson Machinery, the Caterpillar dealer for Middle and West Tennessee, as well as North Mississippi.

Thompson founded PureWorks, Inc. in 1999 and continues to serve as the company's chairman of the board. He also serves as chairman of the *Nashville City Paper*.

A graduate of Vanderbilt University, Thompson, his wife Jamee, son DeWitt VI and daughters Helen and Grace reside in Nashville.

JOHN P.G. THOMPSON

John P.G. Thompson has served as the marketing director of Thompson Machinery since January 2006. He also owns and manages Thompson Properties, LLC, a company that purchases, manages and sells single-family rental real estate property.

Prior to working for Thompson Machinery, he served as an asset manager for Covenant Capital Group, LLC.

A graduate of Vanderbilt University, Thompson is active in the Nashville community. He serves as a volunteer for preschool children with special needs, is a fundraising founder for the Cystic Fibrosis Foundation and a member of the Young Alumni Board of Nashville's Montgomery Bell Academy.

MANAGEMENT

ED LANG PRESIDENT OF BUSINESS OPERATIONS

The Nashville Predators introduced Ed Lang as the organization's President of Business Operations on December 11, 2007. Lang, who has been with the franchise since its inception, began as the organization's Vice President/CFO and was named Executive Vice President of Finance and Administration/CFO in 2005.

Lang oversees all aspects of the Predators operations outside of hockey, including Sommet Center operations. He is responsible for the franchise's business operations, which include ticket operations, sales, sponsorship sales, broadcasting, marketing, communications and development, administration and finances.

The Cincinnati native is an alternate governor for the club and is charged with overseeing the franchise's overall operation, including the development of long-term plans and goals. Lang was instrumental in assisting former owner Craig Leipold in securing the expansion franchise that became the Nashville Predators in 1997. As one of the club's first employees, Lang also played important roles in creating the organization's structure and establishing it business operations.

For 12 years prior to joining the Predators, Lang worked for S.C. Johnson and Son in Racine, Wis. He served in a variety of business and financial capacities, including venture manager for the office of the chairman, financial support manager, North America professional markets; and financial project manager, corporate financial analysis.

In March of 2006, Lang was elected to the board of directors for Johnson Outdoors, a leading global outdoor recreation company. The company designs, manufactures and markets a portfolio of winning, consumer-preferred brands across four categories: watercraft, marine electronics, diving and outdoor equipment.

Since moving to Nashville in 1997, Lang has been very active in the Middle Tennessee community. He was elected chairman of Nashville's Adventure Science Center in June 2008, and is a board member for the Nashville Convention and Visitors Bureau. He also serves as the vice president for the Nashville Predators Foundation and is an ex-office board member of the Nashville Downtown Partnership.

A 1985 Indiana University graduate with a B.S. in finance, Lang received his MBA from Marquette University in 1992. He resides in Brentwood, Tenn., with wife, Rita, and sons, Eddie and Andrew. Lang is an outdoor enthusiast and has competed in numerous triathlons, marathons and cycling events. He also enjoys skiing and mountain climbing.

MANAGEMENT

DAVID POILE *PRESIDENT OF HOCKEY OPERATIONS/GENERAL MANAGER*

Nashville Predators General Manager David Poile has been a top voice in the National Hockey League for 27 years (15 with Washington, 12 with Nashville), second only in consecutive active seasons as a GM to the New York Rangers' Glen Sather (29 years). His overall tenure as a general manager ranks as the sixth longest in NHL history. In December 2007, he added President of Hockey Operations to his title for the first time in his career.

As the architect of a club built on speed and skill, Poile saw his aggressive team-building plan (implemented from the franchise's inception) continue to bear fruit in 2008-09 as four more Predator draftees made their NHL debuts (Patric Hornqvist, Cal O'Reilly, Mike Santorelli and Alexander Sulzer). In addition to the newcomers, eight other Poile draft picks (Martin Erat, Dan Hamhuis, Kevin Klein, David Legwand, Pekka Rinne, Ryan Suter, Jordin Tootoo and Shea Weber) made up Nashville's young, talented core. He has also brought in the veteran presence of Jason Arnott, J.P. Dumont and Steve Sullivan in recent seasons to create a balanced lineup.

Under Poile's direction, the Predators have have been one of the top teams in the NHL. Since the start of 2005-06, their 181 wins ranks sixth-best in the league, while 107 home victories puts them third behind only Detroit (112) and Calgary (108) in the category. Nashville has made the playoffs in four of the past five seasons, averaging more than 97 points per season during that span (91 in 2003-04, 106 in 2005-06, 110 in 2006-07, 91 in 2007-08 and 88 in 2008-09).

The club soared to its highest level yet in 2006-07, finishing the season with the second-most points in the Western Conference and tied for the third-most points in the entire National Hockey League. The Predators established franchise records in points (110), wins (51), road wins (23) and goals (272) during the campaign, leading Poile to be recognized by *The Sporting News* as its *Executive of the Year*, an honor he had received twice previously (1982-83 and 1983-84) and which is determined through a vote of his peers. Locally, *Business TN* magazine honored him as the magazine's "CEO of the Year" for 2006 based on his consistent and successful track record as the team's architect.

The aggressive team-building plan implemented by Poile from the franchise's inception has transformed the organization into one of the NHL's most promising clubs. Crucial to the plan's success is the ability to make the right selections and develop the young prospects. Poile has assembled a bright staff of personnel charged with those responsibilities, including assistant general manager Paul Fenton, chief amateur scout Jeff Kealty, and the coaching staff, led by Barry Trotz.

Poile has long been a proponent of a strong developmental system as a means to develop promising young players into productive NHL players. The Predators' primary developmental affiliate, the American Hockey League's Milwaukee Admirals, captured the first Calder Cup Championship in franchise history in 2004 and revisited the Calder Cup Finals in 2006. In 2008-09, the Admirals made their seventh consecutive playoff appearance and won their third division title in the past six seasons behind a team compiled largely by Predators prospects.

Always looking to the future, Poile and his scouting staff have made 11 selections in first four rounds of the Entry Draft over the past two seasons, making two first-round selections for the first time in club history in 2008 (forward Colin Wilson and goaltender Chet Pickard), and making six selections in the first 100 overall picks in 2009.

With the introduction of a new CBA in 2005, locking down talent long-term has become more crucial than ever before. Poile claimed Arnott off the open market with a five-year contract prior to the 2006-07 season, and has also negotiated long-term deals with Dumont (four years), Legwand (six years) and Erat (seven years) in the past two seasons. In the summer of 2008, he kept budding stars Suter (four years) and Weber (three years) in tow, and kept unrestricted free agents Sullivan and Joel Ward from moving on with a pair of two-year contracts in July 2009.

Poile's wisdom and experience is clearly valued throughout the hockey world. On June 6, 2008, USA Hockey named him the associate general manager for the U.S. team that will compete in the 2010 Olympic Winter Games in Vancouver. He and the rest Team USA's brain trust held an Orientation Camp in August 2009, and will pick the Olympic squad in December 2009.

He was also selected as one of four NHL general managers to sit on the first NHL competition committee in 2005. The steering body formulates and recommends rule changes for approval by the NHL Board of Governors. In this role, he helped usher in the new era of NHL hockey – featuring on-ice innovations such as the regular-season shootout and the elimination of the red line – while at the same time drawing upon the wealth of experience accumulated through his many years in the game.

In 2001, Poile was a recipient of the Lester Patrick Award in recognition of contributions to hockey in the United States. Poile has devoted his professional career to hockey and the NHL, particularly in non-traditional markets. His late father, Bud Poile, also a recipient of the Lester Patrick Award (1989) and a member of the Hockey Hall of Fame (1990), served as general manager of two expansion franchises – first in Philadelphia (1967) and then in Vancouver (1970). He began his professional career as an administrative assistant with the Atlanta Flames expansion franchise in 1972 and spent 10 years with the organization before being named general manager of the Washington Capitals in 1982.

With Washington, Poile took the reins of a team that had never made the Stanley Cup playoffs. In his 15 years there, the Capitals advanced to the post-season 14 times. The 1997-98 Capitals, largely comprised of players Poile acquired, advanced to the Stanley Cup Finals. During his 15-year tenure, the Caps compiled a record of 595-454-124 (.559), ranking among the NHL's top five teams during that span.

Poile was instrumental in the league's adoption of the instant replay rule in 1991. He was awarded *Inside Hockey's Man of the Year* award for his leadership on the issue. Poile also served as general manager of the 1998 and 1999 U.S. National Team for the International Ice Hockey Federation World Championships.

A graduate of Northeastern University in Boston, Poile was hockey team captain, leading scorer and most valuable player for two years, earning a place in the University's Hall of Fame.

Poile also serves as an alternate governor for the team and holds a seat within the franchise's Office of the President. He and his wife, Elizabeth, reside in Nashville. The Poiles have two children – daughter Lauren and son Brian.

MANAGEMENT

CHRIS PARKER *EXECUTIVE VICE PRESIDENT OF SALES AND CHIEF SALES OFFICER*

Chris Parker joined the Predators in March of 2008 as Senior Vice President of Corporate Development and was promoted to Executive Vice President of Sales and Chief Sales Officer on March 1, 2009. Prior to joining the Predators, he served as the Vice President of Business Development with Palace Sports & Entertainment in Detroit.

In his role with the Predators, Parker oversees all sale functions of the organization including ticket sales, corporate partnerships and premium seating. He also directs all aspects of the club's business and broadcast partnerships, including sales and service both locally and nationally.

While with Palace Sports and Entertainment, the ownership umbrella which includes the Pistons (NBA), the Shock (WNBA), the Palace at Auburn Hills and several concert venues, Parker managed parts of the corporate marketing department and all new business initiatives.

Prior to his time with Palace Sports, Parker spent nearly 10 years with Silicon Valley Sports & Entertainment (SVSE) the parent company of the San Jose Sharks, HP Pavilion Management and the SAP Open tennis tournament. Parker spent his last five years in San Jose as the Director, Corporate Partnerships where he oversaw all aspects of the organizations corporate sales and service initiatives. During his tenure with SVSE Parker was responsible for more than $100 million in gross sales, including the naming rights to HP Pavilion, the SAP Open (ATP) and the Comerica Bank Club.

A graduate of the University of Michigan, with a degree in sports management and communications, Parker began his sports career with the International Hockey League league office in suburban Detroit.

Parker resides in Nashville and serves on several philanthropic boards and committees including the Alumni Advisory Board of the Division of Kinesiology at the University of Michigan, as Vice Chairman of the Bernard P. "Pat" Maloy Endowed Scholarship at Michigan and the Board of Directors for Junior Achievement of Middle Tennessee.

DEREK PEREZ *EXECUTIVE VICE PRESIDENT OF MARKETING AND COMMUNICATIONS/CHIEF MARKETING OFFICER*

Derek Perez was named the Executive Vice President of Marketing and Communications and Chief Marketing Officer of the Nashville Predators in July of 2009.

Perez has more than 15 years of marketing experience. Prior to joining the Predators, he was with NVIDIA Corporation in Santa Clara, California for 11 years, where he was responsible for a number of marketing and communication departments and projects, including: public relations, social media, event management and more.

In his role with the Predators, Perez directs all aspects of the club's marketing and communications, including public relations, community relations, media relations, the team's web site, amateur hockey efforts, entertainment, marketing and advertising.

A native of California, Perez studied Public Relations and Business Marketing at San Jose State University. In addition, Perez also completed executive management courses at Stanford University.

MANAGEMENT

PAUL FENTON *ASSISTANT GENERAL MANAGER*

Paul Fenton is now in his 12th season with the Predators and his fourth as assistant general manager. After serving as the director of player personnel for the Predators' first eight seasons, Fenton was promoted to assistant general manager on June 5, 2006.

Fenton oversees the Predators' amateur player development, manages the team's professional and amateur scouting staffs and advises General Manager David Poile on all player trades and signings. He has been in charge of all player acquisitions since joining the Predators, and managed the club's Entry Draft efforts from 2003-07. Fenton also serves as general manager of the Predators' primary developmental affiliate, the Milwaukee Admirals of the American Hockey League.

Fenton joined the Predators after spending five seasons in the Anaheim Ducks' hockey operations department. He served as a scout during his first three seasons with the Ducks and as the chief professional scout the last two years. A number of players drafted during Fenton's run with the Ducks – such as Paul Kariya, Steve Rucchin, Ruslan Salei and Mike LeClerc – led Anaheim to the 2003 Stanley Cup Finals. The Springfield, Mass., native also helped facilitate one of the Anaheim franchise's largest trades, the February 1996 acquisition of Teemu Selanne.

Fenton played eight seasons in the NHL before joining the scouting ranks. He amassed 100 goals and 83 assists in 411 NHL contests while playing for seven different NHL teams, including San Jose during the Sharks' inaugural season (1991-92). In 1989-90, the former Boston University Terrier scored an NHL career-high 32 goals for the Winnipeg Jets, and his impressive playing resume also includes three selections to AHL and IHL All-Star teams.

Paul and his wife, Nona have two sons, P.J. and Owen. P.J. was the San Jose Sharks' sixth selection, 162nd overall (fifth round), in the 2005 NHL Entry Draft and in 2008-09, he played in 52 games with San Jose's AHL affiliate, the Worcester Sharks.

MICHAEL SANTOS *DIRECTOR OF HOCKEY OPERATIONS*

Michael Santos enters his fourth season as director of hockey operations in Nashville with 21 years of experience in the hockey industry. His responsibilities include negotiating player contracts, salary arbitration preparation and research, and negotiating and overseeing minor league affiliation agreements with the Milwaukee Admirals and Cincinnati Cyclones. He is also involved with fiscal and strategic planning, evaluating pro players and managing the club's payroll, salary cap and compliance with the CBA as well as the day-to-day business operations of the hockey department.

Santos began his career with the NHL's New York office in 1988 before working for the AHL's New Haven Nighthawks from 1989-91. He returned to the NHL and spent six seasons as the league's manager of special events, establishing both the SuperSkills and Heroes of Hockey programs, in addition to overseeing arena operations for All-Star Weekend, the Entry Draft and the Stanley Cup Finals.

Santos went to work for the New York Islanders in 1997 and became assistant general manager and director of hockey operations before leaving and becoming director of hockey operations and corporate counsel for the Florida Panthers in 2002. He was named commissioner and president of the North American Hockey League in 2003 and led the Junior "A" league through three seasons of unprecedented growth before arriving in Nashville.

Born in Boston and a native of Lowell, Mass., Santos is a 1986 graduate of Boston College. He received his Master's Degree from the United States Sports Academy in 1989, earned his Juris Doctorate from St. John's University School of Law in 1998, has been a member of the New York state bar since 1999 and serves on USA Hockey's junior and legal councils.

SCOUTING STAFF

JEFF KEALTY *CHIEF AMATEUR SCOUT*

Kealty, who has been a member of the Predators' scouting staff since the 2001-02 season, was named chief amateur scout on July 25, 2007. The Boston native manages the club's amateur scouting operation in addition to scouting the CHL, NCAA and other junior leagues in North America and Europe. Reporting to assistant general manager Paul Fenton, Kealty also spearheads the team's annual efforts at the NHL Entry Draft.

Kealty's first draft as chief amateur scout in 2008 saw the Predators make seven trades, eventually selecting Boston University forward Colin Wilson (ninth overall) and Tri-City Americans goaltender Chet Pickard (18th overall) in the first round. It was the first time in franchise history the team had two first-round selections.

A former first-round pick (22nd overall) of the Quebec Nordiques in 1994, Kealty signed as a free agent with Nashville in 1998 following a four-year college career at Boston University. The former defenseman played one pro season for the Milwaukee Admirals (International Hockey League) before his playing career was cut short due to injury.

Kealty and his wife Lynn reside in Norfolk, Mass.

SCOUTING STAFF

Martin Bakula
European Scout

Lucas Bergman
European Scout

Nick Beverley
Pro Scout

Jason Bukala
North American
Amateur Scout

Shawn Dineen
Pro Scout

Janne Kekalainen
European Scout

Rick Knickle
North American
Amateur Scout

Tom Nolan
North American
Amateur Scout

Glen Sanders
North American
Amateur Scout

David Westby
North American
Amateur Scout

MANAGEMENT

MARTIN GELINAS *DIRECTOR OF PLAYER DEVELOPMENT*

Martin Gelinas joined the Predators organization in June 2009 as its Director of Player Development following a distinguished playing career that spanned 21 seasons and three decades. In his role, Gelinas is responsible for following and evaluating prospects drafted by Nashville, working with players on all levels throughout the United States, Canada and Europe. He assists them with their maturation process into NHL players by focusing on nutrition, off-ice workouts and conditioning, practice habits and game performance.

A native of Shawinigan, Quebec, Gelinas posted 660 points (309g-351a) in 1,273 NHL games (1988-2008), and also played two professional seasons in Switzerland (2004-05 and 2008-09) amassing 83 points (53g-30a) in 69 games. The left wing with Edmonton, Quebec, Vancouver, Carolina, Calgary and Florida rounded out his NHL career with the Predators in 2007-08, appearing in 57 games (9g-11a-20pts).

He became the oldest player ever to don a Nashville jersey when he made his debut with the club on October 4, 2007, and was the team's nominee for the Masterton Trophy after having his season cut short due to a knee injury sustained on February 21, 2008. His top offensive season came in 1996-97 with the Canucks when he registered 68 points (35g-33a) in 74 games.

Gelinas won a Stanley Cup with Edmonton in his first full NHL season (1989-90), and also advanced to the Cup final with Vancouver (1994), Carolina (2002) and Calgary (2004). During his 19-season career, he appeared in the Stanley Cup Playoffs 10 times, notching 56 points (23g-33a) in 147 games.

The Los Angeles Kings' first choice (seventh overall) in the 1988 NHL Entry Draft, Gelinas was traded to Edmonton in the package that sent Wayne Gretzky to L.A. on Aug. 9, 1988.

Gelinas is based out of Calgary, Alberta, where he resides with his wife, Jane, son, Matthew, and daughters, Cameron and Morgan.

GERRY HELPER *SENIOR VICE PRESIDENT AND SPECIAL ASSISTANT TO THE PRESIDENT*

Gerry Helper joined the Predators in October 1997, and was named senior vice president and special assistant to the president in August of 2009. In his new role, he serves as a liaison with the Chamber of Commerce, Sports Authority, Sports Council, Metro and State Governments and the new Convention Center. Helper, who also serves as president of the Predators Foundation, is responsible for external organizational and franchise communication issues and the development of strategic communications for the Sommet Center. Helper, who was a member of USA Hockey's marketing council from 1994-99 has been selected as part of the communications team for the 2010 United States Olympic Hockey Team.

In his prior role, Helper oversaw the club's media and public relations efforts, publications, the team's web site, amateur hockey efforts and community relations initiatives. He also served a number of years on the NHL's Communications Advisory Board and was the organization's point person with the NHL for the 2003 NHL Entry Draft in Nashville, which drew more than 13,000 people to the Sommet Center.

In his first stint with an expansion franchise, Helper spent nearly seven years (1991-97) with the Tampa Bay Lightning as the team's vice president of communications. He assisted with the development of Tampa Bay's successful 1999 NHL All-Star Weekend bid. He also spent time as the NHL's director of information (1987-89) and director of public relations (1989-91) after beginning his sports career with the NHL's Buffalo Sabres (1979-86).

Helper is on the board of directors for the YMCA and the Nashville Sports Council. He is a 1979 graduate of St. Bonaventure University with a BA in mass communications and a 2000 graduate of Leadership Music.

Helper resides in Franklin, Tenn., with his wife, Kim, and daughters, Renee and Abigail.

MANAGEMENT

MICHELLE KENNEDY *SENIOR VICE PRESIDENT/CHIEF ADMINISTRATIVE OFFICER AND CORPORATE COUNSEL*

Michelle Kennedy joined the Predators full-time in March of 2008 as In-House Counsel. Since joining the organization, Michelle's role has grown from her initial charge of dealing with contractual and compliance matters into a larger role that includes serving as the organization's primary contact with the ownership group, in addition to being involved in, and coordinating all legal matters. Kennedy also plays a primary role in managing risk and legal issues for Powers Management, the company that operates the Sommet Center. In this capacity, she is extensively involved with key Sports Authority and Metro Government matters. Kennedy is responsible for oversight of the Human Resources department as well.

Kennedy, also a certified public accountant (CPA), began her career as an auditor at KPMG International, an advisory, audit and tax services company. After nearly five years in public accounting, she joined Vanderbilt University as an associate director of athletics. For six years, she was responsible for oversight of the department's business operations, including ticket operations, facilities, game and event management, as well as oversight of marketing and corporate sponsorship activities. Kennedy continued to work in a consultative capacity for Vanderbilt while attending law school.

Kennedy obtained a B.A. in economics from Vanderbilt University in 1992 and a Juris Doctorate from Vanderbilt University in 2007. A native of Hawesville, Kentucky, Kennedy now resides in Nashville.

CHRIS JUNGHANS *SENIOR VICE PRESIDENT, CORPORATE DEVELOPMENT*

Chris Junghans was named senior vice president, corporate development for the Predators and the Sommet Center in July of 2009. In this role he directs both the Corporate Partnerships and Premium Seats sales and service staff which strive to bring unique customer experiences and partnerships to key customers and brands. In his short tenure he's helped to secure partnerships with some of the world's most recognizable brands including McDonald's, Pepsi and Anheuser Busch.

Prior to his current role Chris led the Premium Seats division for the Predators and Sommet Center. During his tenure as both a director and vice president, he was able to develop key products and services that led to a 100 percent increase in sales. In addition, he helped pioneer the "Bench Seats" program which has become a key source of revenue for most of the NHL's 30 clubs.

Junghans started his career with the Florida Panthers in ticket sales and quickly moved through the ranks. After a successful campaign in Florida, Chris accepted the role of group and suite sales manager with the Predators where his teams consistently ranked near the top in annual group sales dollars.

In 2007 he was promoted to vice president, premium seats sales where he formulated a plan to renew over 60 percent of the team's suite business. The plan and execution proved successful as the team earned a 25 percent increase year over year and became a model for other franchises.

Born in Washington, D.C., Junghans is a graduate of the University of North Carolina at Charlotte where he was the starting catcher for the UNCC 49ers and was drafted in the 11th round by the Milwaukee Brewers. Chris resides in Franklin, with his wife, Carolina. They have three children, Lia, Alex and Sofie.

COACHING STAFF

BARRY TROTZ HEAD COACH

Guiding the ship for Nashville is Barry Trotz, the first and only head coach in club history. In his 11 seasons and 12 years as the Predators' bench boss, Trotz's mission has evolved from fielding a competitive and hardworking expansion club to directing a young, hungry, hard-working group that is perennially a playoff contender. He is only the second coach in NHL history to spend each of the first 10 seasons as a team's head coach joining the New York Rangers' Lester Patrick (13 seasons, 1926-39), and enters 2009-10 with the eighth-most victories (364) and games coached (820) with a single franchise.

Trotz is the second-longest tenured coach in the NHL behind only Buffalo's Lindy Ruff, and has led the Predators to the sixth-most wins (181) and the third-most home wins (107) since the start of the 2005-06 season. His teams have made the playoffs in four of the past five seasons, averaging more than 97 points per season during that span (91 in 2003-04, 106 in 2005-06, 110 in 2006-07, 91 in 2007-08 and 88 in 2008-09).

On Nov. 4, 2008 at Vancouver, Trotz became just the 10th coach to reach the 750 games coached mark with a single team, and the 31st in league history. He capped off his 2008-09 season with a trip to Switzerland, where he served as an assistant coach on Canada's silver-medal winning entry at the 2009 IIHF World Championships. It was the third time he has answered the call for Team Canada, also serving as an assistant coach at the 2002 and 2003 World Championships, winning a gold medal in 2003.

The Trotz-led Predators soared to its highest level yet in 2006-07, finishing the season with the second-most points in the Western Conference and tied for the third-most points in the entire National Hockey League. The Predators established franchise records in points (110), wins (51), road wins (23) and goals (272). Based on the club's success, Trotz finished fourth place in balloting for the 2007 Jack Adams (as voted on by the NHL Broadcasters' Association), given each season to "the NHL coach adjudged to have contributed the most to his team's success." He also served as an assistant coach for the Western Conference All-Stars at the 2007 NHL All-Star Game, and was named the NHL's *Coach of the Year* by *The Sporting News*, an honor determined through a vote of his peers.

The 46-year-old Winnipeg native reached his goal of becoming an NHL head coach when he was named to his current position on Aug. 6, 1997. After a year aggressively scouting talent in North America and Europe, Trotz and his staff made the most of their opportunity by leading the inaugural edition (1998-99) of the Predators to a 28-47-7 record. Starting with a 3-2 victory over the Carolina Hurricanes on Oct. 13, 1998, the Predators' 28 wins were the third-most in expansion history.

On March 1, 2003, Trotz coached his 392nd game with the Nashville Predators, establishing a league record for most games coached by a team's original coach since the NHL's first expansion in 1967. He surpassed current Nashville broadcast analyst Terry Crisp's mark of 391 games coached as the Tampa Bay Lightning's first coach from 1992-97.

Prior to joining the Predators, Trotz spent five seasons (1992-97) as the head coach of the Washington Capitals' primary developmental affiliate in the American Hockey League. He was named head coach of the Baltimore Skipjacks in 1992 after one season as an assistant coach. Following the franchise's relocation to Portland, Maine in 1993, he led the Portland Pirates to two Calder Cup Finals appearances over the next four seasons. In 1994-95, Trotz coached Portland to a Calder Cup Championship and a league-best 43-27-10 record and captured AHL Coach of the Year honors. In 2006, he was honored with election to the Pirates' Hall of Fame.

Trotz began his coaching career in 1984 as an assistant with the University of Manitoba. He then served two seasons (1985-87) as the head coach and general manager of the Dauphin Kings junior hockey club before returning to the University of Manitoba as the head coach in 1987. In January 2001, Trotz was inducted into the University's Hall of Fame.

During the 1987 campaign, Trotz also served as a scout for the Spokane Chiefs (WHL) and a part-time scout for the Capitals. In 1988, he joined Washington as a full-time western scout, and the next season he became the Caps' chief western scout.

Before coaching, Trotz played junior hockey for Regina (WHL) from 1979-83, capturing a WHL championship in 1979-80. The defenseman registered 102 points (19g-83a) and 490 penalty minutes in 204 games.

The popular head coach and his family are active in a variety of service and charitable initiatives in the Middle Tennessee community. This commitment was recognized when Trotz was honored with the *Community Spirit Award* (in recognition for community service) at the 2005 O'Charley's Dinner of Champions, presented by the Nashville Sports Council. For the past several seasons, the Trotz's have donated $500 to My Friend's House (a United Way agency) for each Nashville victory. He is an active board member for the Williamson County YMCA and the United Way, and in 2004-05, Trotz coached Nashville high school student-athletes. He also works closely with Best Buddies of Tennessee, a nonprofit organization dedicated to establishing a global volunteer movement that creates opportunities for one-to-one friendships, integrated employment and leadership development for people with intellectual and developmental disabilities.

Barry and his wife, Kim, reside in Brentwood along with their four children: Shalan, Tyson, Tiana and Nolan.

COACHING STAFF

BRENT PETERSON *ASSOCIATE COACH*

Brent Peterson enters his 12th season as a member of the Predators' coaching staff. He was originally appointed to the position of assistant coach on June 19, 1998 and was promoted to associate coach on June 19, 2003. Peterson has helped guide the team to the Stanley Cup Playoffs in four of its last five seasons.

Peterson joined the Predators after serving as head coach of the Portland Winter Hawks (WHL) for seven seasons, posting a 201-138-20 mark. During the 1997-98 season, the Winter Hawks were a league-best 53-14-5 and captured the WHL Championship and the Canadian Hockey League's Memorial Cup. He was originally appointed co-coach in 1991-92 and was named head coach for the 1993-94 season. He recorded 40-or-more victories on four occasions and helped develop NHL first-round picks Adam Deadmarsh (1993), Jason Wiemer (1994), Brenden Morrow (1997) and Marian Hossa (1997).

Prior to joining Portland, the Calgary, Alta., native spent two seasons (1989-1991) as an assistant coach with the Hartford Whalers (NHL) following his retirement as a player. The former Detroit first-round pick (1978) played 11 NHL seasons from 1978-1989 with Detroit, Buffalo, Vancouver and Hartford. He appeared in 620 NHL games, collecting 213 points (72g-141a) and 484 penalty minutes. Peterson was known as one of the NHL's top defensive forwards and penalty killers.

Peterson teaches area hockey coaches through the Predators' Coaches Clinic series during each season. He is also active in many of the Predators' community-relations initiatives and served as the head coach for Middle Tennessee State University's club team in 2004-05. In 2007, he established the Peterson for Parkinson's Foundation to benefit Parkinson's Disease research, education and support groups.

Brent and his wife, Tami, reside in Franklin, Tenn. They have three children: Ryan, Brad and Kristin.

PETER HORACHEK *ASSISTANT COACH*

Peter Horachek was named assistant coach of the Predators on June 19, 2003. In his first four seasons in the NHL, he helped guide the Predators to consecutive Stanley Cup Playoff berths.

In 2002-03, Horachek served as head coach of Nashville's primary developmental affiliate, the Milwaukee Admirals of the American Hockey League. He guided the Admirals to a 32-27-14-7 record and their first playoff series victory since 1998.

Prior to becoming head coach of the Admirals, Horachek, a former head coach/director of hockey operations for the ECHL's Nashville Knights, won championships as a coach and a player. In 2000-01, Horachek coached the Orlando Solar Bears to the IHL championship. The Solar Bears went 12-4 in the Turner Cup Playoffs and Horachek was named the 2001 IHL Coach of the Year.

The Stoney Creek, Ont., native took over the coaching duties for Orlando in 1999 after serving as an assistant the previous four seasons. After the Orlando franchise ceased operations following the 2000-01 season, Horachek coached the Trenton Titans of the ECHL to a Northern Conference Championship (46-16-10, .708) in 2001-02.

Horachek began his coaching career in the IHL as an assistant coach with Saginaw in 1987-88. He spent one year as a player/assistant coach with Flint, and another as a player/head coach in Norway. Horachek was named head coach/director of hockey operations for the Nashville Knights (ECHL) in 1990.

As a player, Horachek held the title of team captain in four of his five seasons with the Saginaw/Flint Generals and won a Turner Cup Championship in 1984. In 545 career professional games, he tallied 188 goals and 238 assists (188g-238a-426pts).

Horachek and his wife, Stacy, reside in Franklin, Tenn. His son, Cullen, is 18 years old.

COACHING STAFF

ROBERT BOUCHARD *VIDEO COACH*

Robert Bouchard is in his 12th season with the Predators and his 10th as the team's video coach. He is responsible for video analysis of all pre-scout and Predators game film, contributing to the formulation of scouting reports on the opposition and the production of all instructional/teaching tapes for players and prospects throughout the organization. He also provides on-ice support during conditioning, rookie and training camps as well as during the season.

Bouchard worked as the manager of team services during the club's inaugural season, and his contributions to the team's video work prompted his transition to video coordinator for the 1999-00 season. He was subsequently promoted to his current position during the summer of 2000.

Before joining the Predators, Bouchard worked for 12 years in a variety of hockey operations roles for the National Hockey League in Montreal and Toronto. In his last capacity with the NHL, the Pierrefonds, Quebec native managed more than 500 off-ice officials and video goal judges from the NHL office in Toronto as the officiating coordinator.

During the off-season, he serves as an on-ice instructor at several hockey schools and clinics throughout North America. He is the head instructor at the annual Predators Hockey School, responsible for the planning and integration of all tactical facets of the on-ice program. He was also the head coach of the Father Ryan High School hockey team in Nashville in 2006-07.

Robert, and his children, Ryan and Meghan, reside in Nashville, Tenn.

DAVID GOOD *STRENGTH & CONDITIONING COACH*

David Good enters his sixth season as the strength and conditioning coach of the Nashville Predators. He joined the Predators in July of 2004 and is responsible for preparing and supervising workout programs for all players in the Predators system. Good also runs the club's prospect career development program and the off-ice aspects of the Predators Hockey School in the off-season.

Good was instrumental in developing a program for Steve Sullivan that allowed the Predators forward to return to the ice on January 12, 2009 after almost a two-year absence that included missing 142 straight regular-season games and 11 playoff games due to a back injury. In June of 2009, Sullivan won the NHL's Bill Masterton Memorial Trophy given "to the player that best exemplifies the qualities of perseverance, sportsmanship and dedication to hockey."

Prior to joining the Predators, Good served as the director of speed-strength and conditioning for West Coast Sports Performance and Center for Athlete Medicine in Manhattan Beach, Calif., and also served as a consultant for the Long Beach Ice Dogs (ECHL). The Colorado native served as the assistant speed-strength and conditioning coach for the Los Angeles Kings from 1999-2003 and held the same title from 1997-99 with the Ice Dogs (IHL). He also served as strength and conditioning coordinator at Loyola Marymount University in Los Angeles from 1998-99.

Before moving to California, Good served as the student assistant strength and conditioning coach at the University of Colorado for two years. He received his bachelor of arts degree in kinesiology from the University of Colorado at Boulder along with certifications in strength and conditioning, sports conditioning and Olympic weightlifting.

MITCH KORN *GOALTENDING COACH*

Mitch Korn is in his 12th season as the goaltending coach for the Nashville Predators and in his 19th season in the NHL. He works with all netminders in the Nashville system, including those playing in Milwaukee (AHL), amateur leagues and Europe.

Korn has helped Nashville goaltenders burst onto the NHL scene in each of the last two seasons. In 2007-08, Nashville netminder Dan Ellis develop into a No. 1 goalie after playing in just one NHL game prior to that season. Ellis led the NHL in save percentage (.924) and tied for third in the NHL in shutouts (6). Last season it was Pekka Rinne's turn as he took over the No. 1 goalie position after appearing in just three NHL contests prior to 2008-09. Rinne finished in the League's Top 10 in goals-against-average (2.38), save percentage (.917) and shutouts (7), establishing a franchise record. Korn has also helped former Predator goaltenders Tomas Vokoun and Chris Mason develop into top NHL goaltenders.

Prior to joining the Predators on July 23, 1998, Korn spent seven seasons coaching the netminders in the Buffalo Sabres organization, where he enjoyed great success while working with two-time Hart Trophy-winner Dominik Hasek. Under Korn's tutelage, Hasek captured four Vezina Trophies and led the NHL with the best save percentage five times. Korn also saw Buffalo's goaltending tandem (Hasek and Hall-of-Famer Grant Fuhr) capture the NHL's Jennings Trophy (lowest team goals-against average) during the 1994-95 season. Besides Hasek and Fuhr, Korn also coached Olaf Kolzig and Martin Biron.

The New York City native recently retired from Miami University's Goggin Ice Center in Oxford, Ohio where he worked in a variety of capacities for 30 years. Korn, who runs goaltending and defensemen schools around the country in the off-season, also contributes regularly to several hockey publications including *USA Hockey Magazine* and *Goalies' World*.

Korn began his college hockey career at Kent State University in the late 1970s and started his coaching career at KSU in 1979. He continued coaching the goaltenders at Miami University until joining the Sabres in 1991. Korn has more than 34 years of coaching experience.

Mitch's daughter, Ashley, is a senior at Miami University, and skates on the university's Varsity Synchronized Skating Team.

TRAINING STAFF

DAN REDMOND HEAD ATHLETIC TRAINER

Dan Redmond is in his 12th season as the head athletic trainer of the Predators. Prior to joining the Predators in July 1998, Redmond spent five seasons as the athletic trainer of the Portland Pirates of the American Hockey League (where he worked with Barry Trotz, head coach of the Predators) and four seasons with the AHL's Baltimore Skipjacks. He also spent three years (1987-1989) in the Cleveland Indians organization as the athletic trainer for their developmental clubs. He served two stints as a graduate assistant with Radnor High School (Radnor, Pa.) and Temple University Sports Medicine Center.

Redmond is a certified member of the National Athletic Trainers Association. He worked his 1,500th game in professional hockey as an athletic trainer on January 13, 2009.

Redmond resides in Lebanon, Tenn., with his wife, Barbara, daughter, Danielle and son, Sean.

PETE ROGERS HEAD EQUIPMENT MANAGER

Pete Rogers is in his 12th season as head equipment manager of the Nashville Predators. He is responsible for the everyday equipment needs of all the players as well as coordinating transfer of equipment to and from road games. Rogers also works with the NHL to ensure compliance with programs concerning equipment tracking, jersey authentication and on-ice exposure.

Rogers was the head equipment manager for the Eastern Conference All-Stars at the 2008 NHL All-Star game in Dallas. He has served as the equipment manager for Team USA at the 2006 Winter Olympics and at the IIHF World Championships in 2005 and from 1998-2002. Rogers also worked as Team USA's equipment manager at the 2004 World Cup of Hockey and the 2004 Deutschland Cup in Germany. The veteran worked his 1,500th game as an equipment manager in professional hockey on January 10, 2009.

Prior to joining the Predators in July 1998, the SUNY Brockport graduate spent seven seasons as the equipment manager and director of team travel for the Rochester Americans of the American Hockey League. Rogers spent nine seasons as an assistant equipment manager in Rochester before a one-year stint as head trainer with the Hampton Roads Admirals of the ECHL in 1989-90.

Pete, his wife, Judy, and daughter, Alexandra, reside in Franklin, Tenn.

TRAINING STAFF

Jeff Camelio
Assistant Equipment Manager

Andy Hosler
Assistant Athletic Trainer

Brad Peterson
Equipment Assistant

PREDATORS STAFF

Patrick Abell
Technical Operations Manager

Andee Boiman
Youth and Amateur Hockey Manager

Jack Burk
Account Executive

Chris Burton
Premium Seats Manager

David Chadwell
Director of Ticketing

Susan Charnley
Payroll Manager

Paige Ciuffo
Fan Relations Coordinator

Kyle Clayton
Arena Accountant

Kathryn Cloud
Account Service Manager, Corporate Partnerships

Connell Crow
Executive Assistant

Terry Crutcher
Director of Finance

Emily Cutler
Account Service Manager, Corporate Partnerships

Tim Darling
Director of Communications

Adam DeVault
Entertainment Manager

Bob Flynn
Director of New Business Development

Jamie France
Accounts Payable

Brad Gillispie
Inside Sales Manager

Blake Grant
Director of Technical Operations

Courtney Gray
Fan Relations Supervisor

Erin Grosvenor
Human Resources Coordinator

Nat Harden
Vice President of Ticket Sales

Chris Harrington
Account Executive

Bradford Hollingsworth
Account Executive, Corporate Partnerships

Lindsay Jobe
Fan Relations Coordinator

Jessica Jones
Corporate Communications Coordinator

PREDATORS STAFF

Mitch Jordan
Manager,
Video Production

Britt Kincheloe
Director of Premium
Seats Service

Bob Kohl
Broadcasting Director

Travis Laufle
Account Executive

Jay Levin
Internet Development
Manager

Elaine Lewis
Executive Assistant

Lauren Linton
Predators Accountant

Micah Loyed
Graphic Artist

Gina Maduri
Community Relations
Coordinator

Susie Masotti
Vice President of
Premium Seats Service

Jennifer Maxwell
Sr. Account Service
Manager, Corporate
Partnerships

Anne McElroy
Account Executive,
Corporate Partnerships

Marty Mulford
Director of Ticket Sales

Brett Newkirk
Videographer/Editor

Julia Potash
Fan Relations
Coordinator

Charles Rand
Account Executive

Mary Jane Rodgers
Ticket Operations
Coordinator

John Russell
Team Photographer

Lindsay Rutledge
Sales Coordinator

Dan Schaefer
Senior Account
Executive

PREDATORS STAFF

Sara Shear
Ticket Operations Coordinator

Allison Simms
Director of Human Resources

Chris Smith
Entertainment Coordinator

Delmar Smith
Director, Corporate Partnerships

Beth Snider
Vice President of Finance

Britni Sorbo
Account Executive

Chuck Stephens
Senior Graphic Artist

Rebecca Swan
Fan Relations Coordinator

Brandy Tatum
Office Coordinator/ Marketing Assistant

Raquel Toombs
Senior Manager, Administrative and Legal Affairs

Brandon Walker
Manager of Hockey Operations

Rebecca Ward
Director of Community Relations

David White
Associate Producer

Christy Whitney
Database/Event Coordinator

Joe Wiese
Database Marketing Manager

Erich Wilhelm
Community Relations/Amateur & Youth Hockey Coordinator

Kevin Wilson
Communications Coordinator

Tim Wilson
Senior Manager of Premium Seats Sales

Ron Zolkower
Advertising/ Game Presentation Coordinator

BROADCASTERS

PETE WEBER *PLAY-BY-PLAY ANNOUNCER*

"Voice of the Predators" Pete Weber enters his 12th season as the team's primary play-by-play announcer in 2009-10. His insight into the team and the game of hockey is a regular feature in local sports talk radio and television, and he also consistently contributes to the Predators' web site and team publications.

Pete is slated to be a "Western Conference Insider" on Sirius/XM Satellite Radio's "NHL Home Ice" service (XM 204) once again in 2009-10, and will also join "HockeyBuzz Radio" as a co-host this season. In addition to his duties with the team, Weber co-hosted *SportsNight* (a popular local sportstalk radio program) from July 2003 until August 2005 and has filled in as a program host for ESPN Radio. Since 2005, Pete has joined in on the Triple-A baseball Nashville Sounds' broadcasts and also produced and hosted weekly podcasts: "This Week in the Minor Leagues" and the syndicated "Southern Pro Football."

Weber spent two seasons (1995-97) as the radio play-by-play announcer for the Buffalo Sabres, three seasons (1978-81) as the color analyst for the Los Angeles Kings and also served as host of "Hockey Night with the Buffalo Sabres" from 1990-93. Along with his 22 seasons of NHL experience, Weber has served as a play-by-play voice in baseball (Buffalo Bisons, 1983-95), basketball (Seattle SuperSonics, 1981-82) and football (University of Buffalo, 1992). He has called the hockey action for the University of Notre Dame (1974-76) and the University at Buffalo (1976-78) and was part of the Buffalo Bills' broadcast team during their four Super Bowl seasons (1990-93).

Weber was inducted into the Buffalo Baseball Hall of Fame in 1999. He was part of a winning Predators' broadcast effort in winning a regional Emmy in 2003, and won another as co-host of the 2008 Mid-South Regional Emmy-winning telecast.

The Galesburg, Ill., native is a graduate of the University of Notre Dame. Weber and his wife, Claudia, reside in Nashville.

TERRY CRISP *COLOR ANALYST*

Entering his 12th season with the Predators, Terry Crisp provides the color commentary on the club's television and radio broadcasts and helps comprise one of the most well-known broadcast duos in the league. He regularly contributes insight to the Predators' web site and local sports talk radio and worked as a studio analyst for Canada's TSN during the 2000, 2002 and 2003 IIHF World Championships.

Crisp served as a color analyst for FOX Sports during the 1998-99 season and during the 1998 and 1999 Stanley Cup Finals, and has served in a similar capacity for TSN in past years.

Crisp posted 201 points (67g-134a) in 536 games during his 11 seasons in the NHL as a player for the Boston Bruins, St. Louis Blues, New York Islanders and Philadelphia Flyers. He has won three Stanley Cup Championships, two as a player with the Flyers (1974 and 1975) and one as a coach with Calgary (1989), and he is one of only 14 people to have won the Cup as both player and head coach. The Parry Sound, Ont., native has a unique perspective on expansion teams: he was a player with the inaugural editions of the St. Louis Blues in 1967 and the New York Islanders in 1972.

Crisp was the head coach of the Tampa Bay Lightning from the franchise's inception in 1992 through October, 1997, coaching 391 games. He held the record for most games coached by an expansion franchise's first coach until Nashville head coach Barry Trotz broke the mark in 2003. In the 2004 NHL Stanley Cup Finals, the Lightning defeated the Flames – the team he coached to the Cup in 1989. Crisp also served as the assistant coach of the silver medal-winning Canadian team at the 1992 Winter Olympic Games in Albertville, France.

Terry and his wife, Sheila, reside in Nashville. The Crisp's have three children – sons Tony and Jeff, and daughter Caley.

BROADCASTERS

TOM CALLAHAN

RADIO PLAY-BY-PLAY ANNOUNCER

Tom Callahan enters his second season with the Nashville Predators broadcast team in 2009-10. Callahan will continue to assume radio play-by-play duties on the Predators radio network for the 55 Predators games aired on FOX Sports Tennessee, while contributing to the other 27 broadcasts as a rink-side reporter for all games that are not televised (or are televised exclusively by a national rightsholder). For those games, the 12-season team of Pete Weber (play-by-play) and Terry Crisp (color commentator) will be in the radio booth.

Callahan, who also contributes regularly to nashvillepredators.com and serves as a face in the community for the organization, came to Nashville from the American Hockey League's Peoria Rivermen, where he served as director of communications in 2007-08. Prior to working in Peoria, the Lackawanna, N.Y., native spent four seasons with the Augusta Lynx of the ECHL, and three seasons with the Elmira Jackals of the then-United Hockey League (now International Hockey League), serving in similar positions. He also has experience in then-Western Professional Hockey League (now Central Hockey League) and in minor league baseball.

Tom, who is a 1998 graduate of St. John Fisher College in Rochester, N.Y., resides in Nashville with his wife Meaghan.

MARK HOWARD

RINKSIDE REPORTER

Mark Howard enters his second season as a rinkside reporter for all Predators' home games on FOX Sports Tennessee. Joining Pete Weber and Terry Crisp on the broadcast, Howard provides player and coach interviews during pre- and post-game coverage as well as intermissions.

Howard hosts the award-winning *Wakeup Zone* on WGFX, 104.5 *The Zone* which airs weekdays from 6-10 a.m. He also does a radio pre and post-game show for Titans Radio and has worked as a television host of TSSAA for the State High School football and basketball championships since 2004.

Prior to hosting *The Wakeup Zone*, Howard was a sports anchor at WTVF-TV (CBS) in Nashville and worked for 103 WKDF doing morning sports from 1997-2002. The West Hartford, Conn., native, who also worked in television in Evansville, Ind., from 1983-86, has called action for Triple-A baseball in Wichita and Evansville and college hockey at Cornell. He graduated from Ithaca College in upstate New York in 1980 with a degree in history and political science.

Mark is single and has a 7-year-old son Jack.

STU GRIMSON

RADIO PLAY-BY-PLAY ANNOUNCER

Stu Grimson enters his second season as a color analyst on some of the Predators radio broadcasts. Grimson, who played in 30 games with the Predators during the 2001-02 season, posted 17 goals, 22 assists and 2,113 penalty minutes in 729 career games with Calgary, Chicago, Anaheim, Detroit, Hartford, Carolina, Los Angeles and Nashville from 1988-2002.

After retiring from hockey following the 2001-02 season, Grimson returned to school and graduated from the University of Memphis in December of 2005. The Kamloops, British Columbia native then went to work as in-house counsel for the NHLPA for two years before returning to Nashville where he currently works as an attorney with Kay, Griffin, Enkema & Brothers PLLC.

Stu resides in Franklin with his wife, Pam, their three daughters, Erin, Hannah and Jayne, and son, Kristjan.

KELLY SPARKS

BROADCAST COORDINATOR/ WEB HOST

Kelly Sparks, who joined the Predators in February 2007 and is the team's broadcast coordinator, will also be serving as a host for nashvillepredators.com in 2009-10.

The Paintsville, Kentucky native worked for ABC's affiliate WKBO-TV in Bowling Green, Kentucky as a news anchor, producer and reporter prior to joining the Predators. Sparks attended Western Kentucky University where she majored in broadcast news and public relations, and minored in marketing.

Sparks resides in Hendersonville with her husband Mitch.

BROADCAST PARTNERS

FOX SPORTS TENNESSEE

FOX Sports Tennessee enters its 12th season as the exclusive cable and satellite home of the Nashville Predators, televising 55 regular-season games to almost four million viewers across Tennessee, Kentucky, Mississippi and portions of Alabama.

Calling all of the Predators' action on FOX Sports Tennessee are play-by-play announcer Pete Weber and analyst Terry Crisp. Mark Howard returns for his second season of rink-side reporting at home games.

Predators LIVE follows each game telecast on FOX Sports Tennessee and features player interviews and coaches' press conferences. Predators' players and personnel will also be highlighted on other original programs on FOX Sports Tennessee.

The regional sports networks serving the Southeast – FOX Sports South, FOX Sports Carolinas and FOX Sports Tennessee – collectively reach more than 12.6 million cable and satellite television households in seven states in the Southeast and are the television home of the Atlanta Braves, Atlanta Hawks, Carolina Hurricanes, Charlotte Bobcats, Memphis Grizzlies and the Nashville Predators, as well as the Atlantic Coast Conference and the Southeastern Conference. SportSouth reaches more than 9.4 million homes in six Southeastern states and is the television home of the Atlanta Braves, Atlanta Thrashers and Southern Conference. SportSouth also offers expanded coverage of the University of South Carolina and University of Tennessee. Combined, the four networks produce more than 800 live local events each year.

To learn more about FOX Sports Tennessee, please visit www.foxsports.com/south.

PREDATORS RADIO NETWORK

104.5 *The Zone* (WGFX 104.5-FM) returns for its fifth season as the flagship radio station of the Nashville Predators. Play-by-play announcer Tom Callahan, who returns for his second season behind the microphone, will call the action for the club's 55 games that air on FS Tennessee. For the Predators' other 27 contests, he will join the longtime team of Pete Weber (play-by-play) and Terry Crisp (color analyst) to conduct interviews and provide reports around the arena.

Several regional affiliates complete the broadcast radio network of the Nashville Predators during the hockey season, as games are broadcast throughout the state of Tennessee, as well as parts of Kentucky and Alabama.

WGFX will carry all preseason, regular season and post-season Predators games that do not conflict with its previous broadcast commitments, while Nashville's 97.1 *RQQ* (WRQQ 97.1-FM) will broadcast the balance of the schedule. All regular-season and playoff games will include a post-game show, with those following home games originating from the Sommet Center's Suite Level Club.

WGFX afternoon personality Willy Daunic will be the primary host for radio broadcasts, providing game analysis, player interviews and profiles, NHL scores and highlights before, during and after the final horn. 104.5 *The Zone* will continue to be the home of hockey on Nashville's radio dial in 2009-10, airing player/coach shows, game-day updates, weekly reports and additional weekly programming.

104.5 *The Zone* features highly-rated morning (*The Wake-Up Zone* with Mark Howard, Frank Wycheck and Kevin Ingram, Monday-Friday, 6:00-10:00 a.m. CT) and afternoon-drive (*The Sports Zone* with George Plaster, Willy Daunic and Darren McFarland, Monday-Friday, 3:00-7:00 p.m.) shows, with both welcoming Predators players, coaches and other personnel on as guests on a regular basis. *The Sports Zone Pre-Game Show* (Monday-Friday, 2:00-3:00 p.m. CT), hosted by McFarland, dedicates an entire show to hockey each week. Additionally, the station hosts a Predators player's show live in downtown Nashville during the season.

Learn more about 104.5 *The Zone* at www.1045thezone.com. Learn more about 97.1 *RQQ* at www.971rqq.com.

POWERS MANAGEMENT

Powers Management | 501 Broadway | (615) 770-2000 | Fax: (615) 770-2010

The facility management company Powers Management was established in 1997, and it took over the day-to-day operation and management of Nashville's premier sports and entertainment facility, the Sommet Center, on July 1, 2000. Inheriting the building's original management contract from Leisure Management, Inc., Powers Management is retained by the Nashville Sports Authority and Metro Nashville.

Hugh Lombardi joined the Sommet Center in June 2002 and oversees the building's day-to-day operations and event bookings as Powers Management's senior vice president/general manager and chief operating officer. Lombardi and his staff are responsible for administration, box office, operations, engineering, finance, marketing, booking and maintenance.

Since its opening on December 18, 1996, more than 12 million fans have entered the doors to "Experience the Excellence" of the Sommet Center, home of world-class entertainment and sporting events. The Sommet Center hosts more than 150 events each year, ranging from Predators games to concerts, family shows and community events. Additionally, the state-of-the-art facility hosts a large number of conventions and business conferences. It has ranked in the top 30 in overall arena ticket sales while averaging more than 20 concerts per year each of the past three years. The last two years (2007-08), the Sommet Center has been nominated for the *Pollstar Concert Industry Venue of the Year*, and in 2008 it won both the *Large Concert Venue of the Year Award* from the International Entertainment Buyers Association and *Prime Site Award* from *Facilities Magazine.*

A report issued in 2004 estimated that the Sommet Center had an economic impact of over $618 million on downtown Nashville from 1997-2003, and Sommet Center events annually are responsible for more than $100 million of economic impact. Four days of the NCAA men's basketball tournament means over $6 million of economic impact on the community, while a full season of Predators hockey brings approximately $80 million in impact.

The one million-square-foot facility, located in downtown Nashville (corner of Broadway and Fifth Avenue), has also spurred downtown growth in the last eight years, inspiring further development that includes the Country Music Hall of Fame, the Frist Museum of the Visual Arts and the Schermerhorn Symphony Center.

The Sommet Center serves a variety of "non-traditional" functions for Davidson County, the city of Nashville and local residents as well. The Sommet Center tower is home to the Tennessee Sports Hall of Fame, a Sirius/XM Radio studio, and the Nashville Convention and Visitors Bureau, which hosts more than 500,000 tourists annually. The Sommet Center features The Suite Level Club, a 260-seat fine-dining experience, which is open before and after games and hosts a number of banquets and receptions.

The arena also houses more than 6,000 square feet of meeting room space and a 13,500-square-foot rehearsal hall that is available for rent and used by a number of touring acts. Metro's Registry of Deeds and the Metro North Police precinct are also located inside the Sommet Center.

Hugh Lombardi
Senior Vice President/
General Manager

Brock Jones
Senior Director
of Booking

Dewayne Smith
Senior Director
of Facilities

PREDATORS FOUNDATION

Established in 1998, the Nashville Predators Foundation strives to meet the educational, social, health and cultural needs of the community by offering unique resources and financial support to local youth-oriented organizations. Through several fundraisers held throughout the year, the Predators Foundation has awarded more than $2 million to Nashville and Middle Tennessee-area charities and community service organizations since its creation.

12TH ANNUAL FIRST TENNESSEE PREDATORS FOUNDATION DR. MAC MEMORIAL GOLF TOURNAMENT

The Nashville Predators Foundation hosts its annual First Tennessee Dr. Mac Memorial Golf Tournament each September. In 2004, the tournament's name was changed in honor of the late Dr. James McPherson, who served as the Predators' dentist from 1998-2004. The 2009 tournament raised more than $50,000 for the Nashville Predators Foundation.

UNMASKED BALL

In past years, Hollywood, Hawaiian Luau and Disco Ball have been themes for the Unmasked Ball, a black-tie affair featuring Predators players, coaching staff and management. The Unmasked Ball features a live and silent auction and has raised more than $1 million since its inception in 1998.

WINE FESTIVAL & TASTING

The Predators Foundation held their inaugural Wine Festival & Tasting in 2006. The 2009 event consisted of a wine tasting on the floor of the Sommet Center and featured samples from nearly 200 wines, in addition to Budweiser beer and assorted spirits. Levy Restaurants also served heavy hors d'oeuvres. The evening included Predators personnel, an extensive silent auction and photo opportunities with Predators mascot GNASH.

JACK DILLER EDUCATION AWARD

Each year the Predators Foundation awards four high school seniors the Jack Diller Education Award in the amount of $2,500 each. All applicants must reside within Middle Tennessee, excel in academics, athletics and volunteerism. The four winning students are recognized during a Predators home game. For more information, visit nashvillepredators.com/community or contact the Nashville Predators Foundation at (615) 770-2321.

Other events and activities that raise funds for the Nashville Predators Foundation include:

DEX imaging & mailing
Official Office Equipment Provider for Your Predators

DEX SCORE & WIN

In 2008-09, the Nashville Predators Foundation and DEX Imaging and Mailing teamed up to raise $29,150 through the DEX Score and Win program. Every time a Predator scored a goal or recorded a goaltending win, DEX made a donation to the Predators Foundation that was distributed to 11 Middle Tennessee charities. For every goal scored by a forward or a win by a goaltender, DEX contributed $100. The contribution was $150 for goals scored by a defenseman and there was a $200 bonus for hat tricks and shutouts.

The 2008-09 campaign marked the fourth season of the DEX Score and Win Program. The program was launched midway through the 2005-06 season and brought in $18,750 that year. The program has now amassed more than $115,000 for local charities over the past four seasons.

PREDATORS FOUNDATION

GAME NIGHT/ONLINE SILENT AUCTION

The Predators Foundation hosts a silent auction table at each Predators home game behind section 120 on the main concourse. Also at the auction table, at various games throughout the season, the Predators Foundation will be selling autographed pucks as part of a fundraiser called "Holiday Mystery Puck." For a $25 donation to the Foundation, fans will have the opportunity to select a wrapped, themed puck autographed by a Predators player. Additionally, Predators Foundation online auctions are hosted on nhl.com.

MYSTERY PUCK DATES

Thu.	Oct. 8	vs. Colorado	Home Opener
Thu.	Oct. 29	vs. Chicago	Hockey Fights Cancer
Sat.	Oct. 31	vs. Dallas	Halloween
Mon.	Nov. 23	vs. Detroit	Thanksgiving
Sat.	Dec. 26	vs. Chicago	Winter Holidays
Sat.	Jan. 2	vs. Anaheim	New Year's
Tue.	March 16	vs. Philadelphia	St. Patrick's Day
Thu.	April 1	vs. St. Louis	Easter
Sat.	April 10	vs. St. Louis	Season Finale

BIRTHDAY AND SPECIAL ANNOUNCEMENT MEGATRON MESSAGES

For a donation to the Predators Foundation, fans have an opportunity to put birthday, anniversary and engagement announcements on the Megatron during Predators home games. In-game center-hung scoreboard rates are $50 for a birthday/anniversary announcements and $100 for an engagement announcement (based on game availability). To schedule, please visit www.nashvillepredators.com/scoreboard or contact Community Relations at (615) 770-2331.

ZAMBONI RIDES/PRE-GAME VISIT TO THE PENALTY BOX

For a $100 donation to the Nashville Predators Foundation, Predators fans can ride the Zamboni or sit in the visiting team's penalty box during the Nashville Predators' pre-game skate. To schedule, please visit www.nashvillepredators.com/zamboniride and www.nashvillepredators.com/penaltybox, or contact Community Relations at (615) 770-2331.

DONATION REQUESTS

The Nashville Predators are committed to positively influencing the community far beyond the game. The team's Community Relations department assists non-profit charities and other businesses to raise money for their own causes. To request a non-monetary donation for your event, please visit nashvillepredators.com/donations.

NASHVILLE PREDATORS FOUNDATION GRANT RECIPIENTS

In 2008-09, the Nashville Predators Foundation distributed over 100 grants totaling more than $290,000 to Nashville and Middle Tennessee-based community service and charitable organizations.

GRANT APPLICATIONS

The Predators Foundation places priority on giving back to the local communities where its players, employees and fans live and work. Foundation grants range from $500 to a maximum of $10,000. Organizations must have a 501(c)3 status to apply. To request an application, please contact the Nashville Predators Foundation at (615) 770-2321.

COMMUNITY RELATIONS

The Predators are committed to the underlying team mission to "work hard, play hard, and provide outrageous customer and community service." Every member of the Predators organization can be found giving back to the community throughout the season – from ownership, to players, management and staff.

This commitment to the community is seen through various initiatives. A few of the Predators' 2008-09 initiatives included Second Harvest Food Bank collections, a Marine Corps Toys for Tots Drive, Salvation Army Kettle Drives, monthly hospital visits, a Thanksgiving Turkey Giveaway, a Holiday Party for kids, the Teacher of the Month Program and participation in the league-wide Hockey Fights Cancer awareness month.

PREDATORS FOUNDATION

STICK TO READING = SUCCEEDING

Stick to Reading = Succeeding is reading program that encourages young students to read. Each month Predators players and mascot GNASH visit local schools, read books to kids and encourage students to make reading a life-long habit.

TEACHER OF THE MONTH

The Teacher of the Month program recognizes teachers in the greater Nashville area for their accomplishments. The Predators select teachers based upon the principal's portrayal of how the teacher has impacted students, school faculty and others around them. The Predators target a different county in the area each month and applications are distributed by the Predators to the principals. The winning teacher each month receives a surprise visit from Predators mascot GNASH, a certificate, tickets to a Predators game and recognition on nashvillepredators.com. For more information, please contact Community Relations at (615) 770-2331.

PENCIL PARTNER PROGRAM

The Pencil Partner Program partners the Nashville Predators with Hume-Fogg High School and Lockeland Design Center Elementary School to provide unique opportunities to local youth. High school students have the opportunity to be a sportswriter for a day, where they watch a game from the press box, attend the post-game press conference with Head Coach Barry Trotz and write a follow-up game story. Other opportunities in the program include mascot GNASH welcoming the students to school on the first day after summer vacation, complimentary tickets, donated autographed memorabilia, participation in hockey clinics and the opportunity for students to volunteer at Predators fundraising events.

PLAYERS' WIVES INITIATIVES

Throughout the year, the players' wives organize charitable drives to benefit the families of Nashville and Middle Tennessee. Fans are encouraged to bring donations during these games.

DRIVE DATES

Sat.	Sept. 26	vs. Carolina	School supplies drive benefiting Pencil Foundation
Thu.	Oct. 15	vs. Chicago	Arena drive benefiting the Martha O'Bryan Center
Sat.	Nov. 14	vs. Montreal	Second Harvest Food Bank food drive
Sat.	Nov. 21	vs. Columbus	Second Harvest Food Bank food drive
Sat.	Dec. 5	vs. Minnesota	Toys for Tots toy drive
Sat.	Dec. 12	vs. Detroit	Toys for Tots toy drive
Tue.	Dec. 15	vs. Tampa Bay	Salvation Army Kettle drive
Sat.	Jan. 9	vs. Anaheim	Arena drive benefiting Big Brothers Big Sisters
Sat.	Feb. 6	vs. San Jose	Arena drive benefiting Ronald McDonald House
Sat.	March 20	vs. Columbus	Arena drive benefiting Against the Grain

FRIDAY FUNDAY

Throughout the season, Predators players' wives, girlfriends and mascot GNASH participate in the Friday FunDay program by visiting local elementary schools on a Friday to read books to the students and talk about the importance of education.

PLAYERS' CHARITABLE INVOLVEMENT

Nashville Predators players, management and mascot GNASH made more than 250 appearances in Middle Tennessee during the 2008-09 season. Over the years, players have donated game tickets and have visited several non-profit organizations throughout the Nashville community. Several organizations have benefited from the Predators' charitable ticket initiatives including:

Against the Grain, Bethlehem Centers, Big Brothers/Big Sisters, Books from Birth of Middle Tennessee, Janet's Plant, the Martha O'Bryan Center, Ronald McDonald House, Safe Haven Family Shelter, St. Luke's Community House, STARS and Youth Encouragement Services.

COACH TROTZ AND MY FRIEND'S HOUSE

Head Coach Barry Trotz and his wife Kim have provided a $500 donation to My Friend's House for every Predators home win since the start of the 1999-2000 season. Together, they have donated more than $130,000.

YOUTH & AMATEUR HOCKEY

The Nashville Predators continue their efforts to enhance the awareness and opportunity of youth hockey in Middle Tennessee. The Predators have created partnerships with local youth hockey associations and assist with fundraising, hockey education and additional ice time to promote the growth of the sport at the grassroots level.

The Nashville Predators also assist area youth hockey organizations by providing coaches' clinics, players' clinics, ice time at the Sommet Center and funding for uniforms. Area youth players are also frequently featured during intermissions at Predators' home games. For more information on these programs, please visit nashvillepredators.com/youthhockey, or contact the Predators Amateur and Youth Hockey Department at (615) 770-2372.

STREET PRIDE

The NHL's league-wide street youth hockey program, NHL Street, serves local community centers and schools by providing this free athletic and educational program.

The NHL and the Nashville Predators provide street hockey sticks, rubber pucks, nets and protective goalie equipment, including start-up hockey instruction for coaching and administration. The Predators also provide informative manuals for staff and participants, as well as follow-up with program centers and player/coach clinics.

There are currently 40 youth facilities that participate in the Street Pride program including Boys & Girls Clubs throughout Middle Tennessee, Metro Parks and Recreation, Williamson County Parks and Recreation, and the YMCA of Middle Tennessee. This free grassroots hockey development program emphasizes that all a kid needs to play hockey are sneakers, breaking down any socio-economic barriers associated with the sport.

PREDATORS GET OUT AND LEARN! HOCKEY PROGRAM

The Predators G.O.A.L! program introduces the game of hockey to aspiring future Predators, without the financial commitment typically associated with the sport. This free introductory program is designed for kids 9-and-under with no prior experience. G.O.A.L! is offered in weekly sessions throughout the year at local rinks. The Predators provide all necessary equipment, ice time and instruction, making the program ideal for any family! The Predators are dedicated to supporting the development of youth hockey at all levels and recognize the need for local skating facilities to be accessible for beginners to help grow the sport, beginning at younger ages. Since its inception in fall 2005, more than 750 participants have graduated from G.O.A.L!, and in 2009 the program expanded to the Knoxville area.

TAKING HOCKEY TO THE STREETS

"Taking Hockey to the Streets" is a grassroots marketing initiative in which members of the Predators organization make unannounced visits to neighborhoods where kids routinely gather to play street hockey. The visit includes a street hockey game, giveaways for the young players, and routine appearances by a player, coach, or team mascot GNASH.

HOT SHOTS

Hot Shots is a free, traveling, interactive hockey experience that aims to educate elementary and middle school students on basic hockey skills and the Predators. During the academic year, Hot Shots visits over 25 schools, reaching more than 3,500 students. The Predators provide all necessary equipment and instruction at no cost. The program continues into the summer as the Hot Shots Summerfest Tour travels to youth camps educating young fans on the sport of hockey.

YOUTH & AMATEUR HOCKEY

PREDATORS HOCKEY SCHOOL

The Predators host a hockey school each July at Centennial Sportsplex in Nashville which is open to boys and girls ages 8-14. Youth attending the hockey school are challenged daily with more than two hours of ice time, as well as intensive dry-land conditioning, video analysis and "chalk talk" sessions. The hockey school emphasizes the basic fundamentals of hockey – stickhandling, power skating, shooting and passing.

Other features of the camp include daily lectures on nutrition, injury prevention, equipment maintenance and perspectives from the Predators scouting and coaching staffs.

The Predators also host the "Little Preds" Hockey School, an evening camp, during the summer at A-Game Sportsplex in Franklin. The school is offered to children ages 4-7.

COACHES CORNER

In an ongoing effort to foster and improve youth hockey opportunities in Middle Tennessee, the Nashville Predators offer support to youth hockey coaches at all levels. Through partnerships with flexxCOACH and USA Hockey, the Preds are able to present tools that any coach can use to improve his or her knowledge, and in turn, the team's on-ice performance.

LOCAL HOCKEY RECOGNITION

Each month during the season, the Nashville Predators recognize an ice or inline player and a volunteer in the Nashville area who demonstrate character skills that make youth hockey a better experience for all involved. During the season, the Youth Hockey Player of the Month and Youth Hockey Volunteer of the Month are recognized at a Predators home game. In addition to individual recognition, the Predators recognize teams that make up the Tennessee amateur and youth hockey scene through the Tennessee Hockey Team Spotlight feature at nashvillepredators.com.

PREDATORS CUP

The Predators Cup is the annual Tennessee State High School Hockey Championship tournament. Established during the Predators 1999-00 season, it serves as a platform to highlight the top high school hockey teams in the state and is hosted by the Nashville Predators each spring at the Sommet Center. Since the inaugural tournament, seven teams from Middle Tennessee, three teams from Memphis and one team from Knoxville have won the Cup.

BLUELINER OF THE GAME

An opportunity to experience the excitement from ice level offered as a silent auction item during Predators home games. Youth hockey players get the opportunity of a lifetime as their name is called during the starting lineup, they skate to the blue line, then stand alongside their favorite Predators player during the National Anthem.

JERSEY SPONSORSHIP

As an ongoing partnership, the Nashville Predators partner with local ice hockey leagues as their official jersey provider. More than 700 youth hockey players on 48 teams at Centennial Sportsplex in Nashville and A-Game Sportsplex in Franklin wear the Predators logo. This sponsorship marked the first time in club history that the Predator logo was worn by area hockey associations, strengthening the relationship between the youth hockey community and the NHL Club.

SKATE AT THE SOMMET CENTER

Since the Predators inaugural season in 1998-99, thousands of youth hockey players have had the opportunity to skate on the same surface as NHL players. As a ticket fundraiser program, "Mites On Ice" is offered to hockey teams ages 9-and-under for the chance to skate in front of 17,000-plus fans during intermissions at select Predator home games. Adult and youth hockey teams can also skate on the same as ice as the pros through the "Play Where the Preds Play" program. Teams have the opportunity play an exhibition game at the Sommet Center before or after a Nashville home game to raise money for their team. In 2008, the team announced a joint venture with the Greater Nashville Area Scholastic Hockey (GNASH) league that will see area high school teams play at the Sommet Center as the featured High School Game of the Week.

For more information on these programs, please visit nashvillepredators.com/youthhockey or contact the Predators Amateur and Youth Hockey Department at (615) 770-2372.

MILWAUKEE ADMIRALS

Milwaukee Admirals 2009-10 Directory

1001 North Fourth Street | Milwaukee, WI 53203
PHONE (414) 227-0550 | FAX (414) 227-0568
www.milwaukeeadmirals.com

Governor/CEO: Harris Turer
President: Jon Greenberg
VP of Business Development: Mike Wojciechowski
VP of Communications: Charlie Larson
Senior Director of Marketing: Tim Van Wagoner
Director of Ticket Sales: John Bitter

Head Coach: Lane Lambert
Assistant Coach: Ian Herbers
Athletic Trainer: Doug Agnew
Equipment Manager: Dave Randolph
Strength & Conditioning Coach: Jason Nordby

Team Information
Team Colors: White, Gray, and Ice Blue
Home Arena: Bradley Center
Capacity: 17,845
Radio Flagship: Sports Radio 1250 WSSP

Yearly AHL/IHL Affiliations

YEAR	TEAM	LEAGUE	COACH	GP	W	L	*OTL	**SOL	PTS	GF	GA
1998-99	Milwaukee Admirals	IHL	Al Sims	82	38	28	0	16	92	254	265
1999-00	Milwaukee Admirals	IHL	Al Sims	82	37	36	0	9	83	222	246
2000-01	Milwaukee Admirals	IHL	Dave Allison	82	42	33	0	7	91	244	217
2001-02	Milwaukee Admirals	AHL	Dave Allison	80	30	35	10	5	75	198	207
2002-03	Milwaukee Admirals	AHL	Peter Horachek	80	32	27	14	7	85	247	251
2003-04	Milwaukee Admirals	AHL	Claude Noel	80	46	24	7	3	102	269	191
2004-05	Milwaukee Admirals	AHL	Claude Noel	80	47	24	4	5	103	247	207
2005-06	Milwaukee Admirals	AHL	Claude Noel	80	49	21	6	4	108	268	234
2006-07	Milwaukee Admirals	AHL	Claude Noel	80	41	25	4	10	96	227	230
2007-08	Milwaukee Admirals	AHL	Lane Lambert	80	44	29	4	3	95	231	212
2008-09	Milwaukee Admirals	AHL	Lane Lambert	80	49	22	3	6	107	229	195

* Column refers to "overtime losses" from 2004-07 and "ties" from 1998-2004.
** Column refers to "shootout losses" in from 2004-07 and 1998-99. Column referred to "overtime losses" from 2001-04. In 1999-2000 and 2000-01, column refers to "shootout points".

YEAR	TEAM	COACH	STANDINGS	PLAYOFF HISTORY
1998-99	Milwaukee Admirals	Al Sims	4th – Midwest Division	Lost to Manitoba in 1st Rd, 2-0 (best-of-three)
1999-00	Milwaukee Admirals	Al Sims	5th – East Division	Lost to Cleveland in 1st Rd, 2-1 (best-of-three)
2000-01	Milwaukee Admirals	Dave Allison	5th – East Division	Lost to Chicago in 1st Rd, 4-1 (best-of-seven)
2001-02	Milwaukee Admirals	Dave Allison	5th – West Division	Did not qualify
2002-03	Milwaukee Admirals	Peter Horachek	4th – West Division	Defeated Rochester in Qualifying Rd, 2-1 (best-of-three); Lost to Houston in 1st Rd, 3-0 (best-of-five)
2003-04	Milwaukee Admirals	Claude Noel	1st – West Division	Defeated Cincinnati in 1st Rd, 4-3; Defeated Chicago in 2nd Rd, 4-2; Defeated Rochester in 3rd Rd, 4-1; Defeated Wilkes-Barre/Scranton in 4th Rd, 4-0, to win the Calder Cup
2004-05	Milwaukee Admirals	Claude Noel	2nd – West Division	Lost to Cincinnati in 1st Rd, 4-3 (best-of-seven)
2005-06	Milwaukee Admirals	Claude Noel	1st – West Division	Defeated Iowa in 1st Rd, 4-3; Defeated Houston in 2nd Rd, 4-0; Defeated Grand Rapids in 3rd Rd, 4-0; Lost to Hershey in finals, 4-2 (best-of-seven)
2006-07	Milwaukee Admirals	Claude Noel	3rd – West Division	Lost to Chicago in 1st Rd, 4-0 (best-of-seven)
2007-08	Milwaukee Admirals	Lane Lambert	4th – West Division	Lost to Chicago in 1st Rd, 4-2 (best-of-seven)
2008-09	Milwaukee Admirals	Lane Lambert	1st – West Division	Defeated Rockford in 1st Rd, 4-0; Lost to Houston in 2nd Rd, 4-3 (best-of-seven)

ADMIRALS COACHING STAFF

LANE LAMBERT *HEAD COACH*

Lane Lambert enters his third season as head coach of the Admirals, and fourth season with the organization in 2009-10. Lambert, the 17th coach in Admirals history, has guided Milwaukee to the Calder Cup Playoffs in each of his first two seasons at the helm, posting a combined 93-51-16 record. In 2008-09, Lambert led a young squad to 49-22-9 record, winning the West Division while tying for the most points (107) in the American Hockey League. The win total tied a club record since the team joined the AHL for the 2001-02 campaign.

For the second straight season, the Ads succeeded behind Lambert's attention to play in the defensive zone. Milwaukee was one of just two teams to hold its opponents to fewer than 200 goals over the course of the season, and its 87 percent efficiency while shorthanded was tops in the AHL. The Admirals were especially hot during a three-month stretch from Oct. 31, 2008 – Jan. 13 2009 where they went 24-5-3.

Prior to joining the Admirals as an assistant coach in 2006-07, the Melfort, Saskatchewan native served as an assistant for the Bridgeport Sound Tigers, the New York Islanders' AHL affiliate, in 2005-06 where he helped to lead the Sound Tigers to a 38-33-9 record and a Calder Cup playoff berth.

Prior to his position in Bridgeport, Lambert was the head coach of the Prince George Cougars of the Western Hockey League for two seasons from 2003-05. In 2002-03 he was an assistant for the Moose Jaw Warriors (WHL), helping the team to a 36-22-11-3 record and a second-place finish in the East Division.

Lambert finished an 18-year playing career with the Houston Aeros in 2000-01. Originally, the Detroit Red Wings' second selection, 25th overall (second round), in the 1983 NHL Entry Draft, Lambert finished his NHL career with 125 points (58g-67a) and 521 penalty minutes in 283 games with Detroit, the New York Rangers and Quebec from 1983-89. Lambert enjoyed his most successful NHL campaign with the Nordiques in 1987-88, recording career-highs in points (41) and assists (28) in 61 contests.

The 44-year old Lambert also gained significant playing experience in both the American and International Hockey Leagues. He posted 107 points (44g-63a) in 115 games during three seasons in the AHL with Adirondack, Halifax and New Haven and notched 131 points (69a-62a) in 302 contests during five seasons with Cleveland and Houston of the IHL.

Lambert won a pair of championships as a player. The first was an AHL Calder Cup title with Adirondack in 1986. He also helped the Houston Aeros claim the IHL's Turner Cup championship in 1999.

Lambert and his wife, Andrea, have two children, Taylor and Samantha.

IAN HERBERS *ASSISTANT COACH*

Ian Herbers enters his first season as assistant coach of the Milwaukee Admirals in 2009-10 after spending two seasons as head coach of the ECHL's Johnstown Chiefs. The Jasper, Alta., native's duties with the club include running the defense corps on the bench and pre-scouting opponents.

With Herbers at the helm, Johnstown posted a 73-60-11 record from 2007-09, which included a Kelly Cup playoff berth in 2008. Prior to his time with the Chiefs, Herbers spent three seasons with the Saginaw Spirit of the Ontario Hockey League – two as an associate head coach (2005-07) and one as an assistant (2004-05). The Spirit advanced to the OHL Playoffs in each of Herbers' final two seasons with the club, compiling an 80-51-5 record in that span. He started his coaching career as an assistant with the American Hockey League's San Antonio Rampage in 2003-04.

The 42-year-old Herbers ended a his 12-season professional career in 2003-04. A 10th-round selection (190th overall) of the Buffalo Sabres in the 1987 Entry Draft, Herbers played 65 career National Hockey League games with the Edmonton Oilers (1993-94), Tampa Bay Lightning (1999-2000) and the New York Islanders (1999-2000), totaling five assists and 79 penalty minutes. He also won a pair of league titles with the AHL's Cape Breton Oilers in 1993 and the International Hockey League's Detroit Vipers in 1997.

Herbers played 586 games in parts of ten seasons in the AHL and IHL with the Oilers, Vipers and Cleveland Lumberjacks from 1992-2001, amassing 147 points (40g-107a) and 1,113 penalty minutes. He also played professionally in the United Kingdom for two seasons prior to finishing his playing career with the Flint Generals of the United Hockey League in 2003-04.

Herbers played four seasons at the University of Alberta from 1988-92, winning three CWUAA titles and captaining the Golden Bears to a University Cup title as Canadian Interuniversity Sport national champions as a senior.

MILWAUKEE SCHEDULE

Milwaukee Admirals 2009-10 AHL Schedule

DAY	DATE	OPPONENT	TIME	DAY	DATE	OPPONENT	TIME
Saturday	October 3	@ Chicago	7:00 PM	Wednesday	January 13	@ Chicago	11:00 AM
Friday	October 9	@ Peoria	7:00 PM	Friday	January 15	@ Manitoba	7:30 PM
Wednesday	October 14	@ Peoria	7:00 PM	Saturday	January 16	@ Manitoba	7:30 PM
Friday	October 16	@ Abbotsford	9:30 PM	Friday	January 22	CHICAGO	7:00 PM
Saturday	October 17	@ Abbotsford	8:00 PM	Saturday	January 23	@ San Antonio	7:00 PM
Friday	October 23	@ Rockford	7:05 PM	Sunday	January 24	@ San Antonio	3:00 PM
Saturday	October 24	MANITOBA	7:30 PM	Tuesday	January 26	@ Texas	7:30 PM
Wednesday	October 28	ABBOTSFORD	7:00 PM	Thursday	January 28	HAMILTON	7:00 PM
Friday	October 30	ROCKFORD	7:00 PM	Friday	January 29	HOUSTON	7:00 PM
Saturday	October 31	@ Rockford	7:05 PM	Sunday	January 31	HAMILTON	4:00 PM
Wednesday	November 4	CHICAGO	7:00 PM	Tuesday	February 2	TEXAS	7:00 PM
Friday	November 6	PEORIA	7:00 PM	Friday	February 5	HOUSTON	7:00 PM
Thursday	November 12	ABBOTSFORD	7:00 PM	Wednesday	February 10	@ Lake Erie	6:00 PM
Friday	November 13	@ Grand Rapids	6:00 PM	Friday	February 12	ROCKFORD	7:00 PM
Saturday	November 14	@ Peoria	7:00 PM	Saturday	February 13	@ Rockford	7:05 PM
Friday	November 20	@ Houston	7:30 PM	Sunday	February 14	SAN ANTONIO	4:00 PM
Sunday	November 22	@ Houston	4:00 PM	Friday	February 19	HOUSTON	7:00 PM
Tuesday	November 24	@ San Antonio	7:00 PM	Sunday	February 21	ROCKFORD	4:00 PM
Wednesday	November 25	@ Texas	7:30 PM	Thursday	February 25	ROCKFORD	7:00 PM
Friday	November 27	@ Texas	7:30 PM	Saturday	February 27	CHICAGO	7:30 PM
Saturday	November 28	@ San Antonio	7:00 PM	Sunday	February 28	@ Peoria	3:00 PM
Wednesday	December 2	PEORIA	7:00 PM	Friday	March 5	LAKE ERIE	7:00 PM
Friday	December 4	TEXAS	7:00 PM	Saturday	March 6	@ Chicago	7:00 PM
Saturday	December 5	MANITOBA	7:30 PM	Sunday	March 7	PEORIA	4:00 PM
Friday	December 11	SAN ANTONIO	7:00 PM	Wednesday	March 10	LAKE ERIE	7:00 PM
Saturday	December 12	@ Grand Rapids	7:00 PM	Saturday	March 13	TORONTO	7:30 PM
Monday	December 14	@ Toronto	6:00 PM	Tuesday	March 16	CHICAGO	7:00 PM
Tuesday	December 15	@ Hamilton	6:00 PM	Thursday	March 18	@ Texas	7:30 PM
Saturday	December 19	@ Chicago	7:00 PM	Saturday	March 20	@ Houston	7:30 PM
Sunday	December 20	SAN ANTONIO	4:00 PM	Sunday	March 21	@ Houston	4:00 PM
Saturday	December 26	@ Rockford	7:05 PM	Tuesday	March 23	TEXAS	7:00 PM
Monday	December 28	GRAND RAPIDS	7:00 PM	Thursday	March 25	GRAND RAPIDS	7:00 PM
Tuesday	December 29	ROCKFORD	7:00 PM	Friday	March 26	@ Grand Rapids	6:00 PM
Friday	January 1	HOUSTON	7:00 PM	Wednesday	March 31	TEXAS	7:00 PM
Saturday	January 2	@ Toronto	3:00 PM	Friday	April 2	PEORIA	7:00 PM
Sunday	January 3	@ Hamilton	3:00 PM	Saturday	April 3	@ Rockford	7:05 PM
Tuesday	January 5	@ Lake Erie	6:00 PM	Tuesday	April 6	PEORIA	1:00 PM
Thursday	January 7	SAN ANTONIO	7:00 PM	Wednesday	April 7	@ Chicago	7:00 PM
Saturday	January 9	TORONTO	7:30 PM	Friday	April 9	CHICAGO	7:00 PM
Sunday	January 10	@ Peoria	3:00 PM	Sunday	April 11	GRAND RAPIDS	4:00 PM

HOME GAMES in CAPS

All times Central.

ECHL AFFILIATE

2009-10 CINCINNATI CYCLONES STAFF DIRECTORY

Owner:	Nederlander Corporation
Chief Financial Officer:	Ray Harris
Vice President and General Manager:	Kristin Ropp
Vice President, Operations:	Joe Wallach
Head Coach and Director of Hockey Operations:	Chuck Weber
Assistant Coach:	Dean Stork
Equipment Manager:	Chris Burke
Trainer:	Bob Case
Director of Public Relations and Broadcasting :	John Hamel
Home start time:	7:30 p.m. ET
Team colors:	Red, white, black and yellow
Home arena:	U.S. Bank Arena
Capacity:	12,056
Radio Flagship:	WTFK 96.5-FM

NASHVILLE PREDATORS YEARLY SECONDARY AFFILIATIONS

YEAR	TEAM	LEAGUE	COACH	GP	W	L	T/SOL	PTS	GF	GA
1998-99	Hampton Roads Admirals	ECHL	John Brophy	70	38	24	8	84	215	213
1999-00	Hampton Roads Admirals	ECHL	John Brophy	70	44	22	4	92	241	198
2000-01	New Orleans Brass	ECHL	Ted Sator	72	35	25	12	82	247	239
2001-02	Cincinnati Cyclones	ECHL	Ray Edwards/Paul Lawless	72	36	30	6	78	210	207
2002-03	Toledo Blades	ECHL	Claude Noel	72	47	15	10	104	247	196
2003-04	Toledo Blades	ECHL	Nick Vitucci/Steve Harrison	72	23	38	11	57	183	258
2005-06	Rockford IceHogs	UHL	Steve Martinson	76	48	19	9	105	292	213
2006-07	Rockford IceHogs	UHL	Steve Martinson	76	48	21	7	103	266	193
	New Mexico Scorpions	CHL	Ray Edwards	64	32	24	8	72	212	217
2007-08	Cincinnati Cyclones	ECHL	Chuck Weber	72	55	12	5	115	292	178
2008-09	Cincinnati Cyclones	ECHL	Chuck Weber	72	41	26	5	87	292	178

DATE	GAME		
October 16	Cincinnati	at	Elmira
October 17	Cincinnati	at	Johnstown
October 23	Cincinnati	at	Wheeling
October 24	Wheeling	at	Cincinnati
October 30	Cincinnati	at	Elmira
October 31	Cincinnati	at	Wheeling
November 5	Johnstown	at	Cincinnati
November 6	Toledo	at	Cincinnati
November 7	Cincinnati	at	Toledo
November 13	Cincinnati	at	Kalamazoo
November 14	Cincinnati	at	Kalamazoo
November 17	Trenton	at	Cincinnati
November 18	Trenton	at	Cincinnati
November 20	Cincinnati	at	Toledo
November 22	Cincinnati	at	Toledo
November 25	Kalamazoo	at	Cincinnati
November 27	Kalamazoo	at	Cincinnati
November 28	Cincinnati	at	Wheeling
November 29	Cincinnati	at	Wheeling
December 2	Kalamazoo	at	Cincinnati
December 4	Florida	at	Cincinnati
December 5	Florida	at	Cincinnati
December 10	Johnstown	at	Cincinnati
December 11	Reading	at	Cincinnati
December 12	Reading	at	Cincinnati
December 15	Toledo	at	Cincinnati
December 17	Cincinnati	at	Trenton
December 19	Cincinnati	at	Trenton
December 20	Cincinnati	at	Trenton
December 26	Toledo	at	Cincinnati
December 27	Cincinnati	at	Kalamazoo
December 31	Cincinnati	at	Kalamazoo
January 2	Cincinnati	at	Johnstown
January 6	Trenton	at	Cincinnati
January 8	Cincinnati	at	Wheeling
January 9	Cincinnati	at	Reading
January 13	Kalamazoo	at	Cincinnati
January 15	Cincinnati	at	Johnstown
January 16	Toledo	at	Cincinnati
January 22	Cincinnati	at	Kalamazoo
January 23	Kalamazoo	at	Cincinnati
January 28	Charlotte	at	Cincinnati
January 29	S. Carolina	at	Cincinnati
January 30	Cincinnati	at	Kalamazoo
February 3	Wheeling	at	Cincinnati
February 4	S. Carolina	at	Cincinnati
February 5	Cincinnati	at	Kalamazoo
February 10	Kalamazoo	at	Cincinnati
February 12	Cincinnati	at	Toledo
February 13	Johnstown	at	Cincinnati
February 14	Cincinnati	at	Johnstown
February 17	Toledo	at	Cincinnati
February 19	Trenton	at	Cincinnati
February 20	Wheeling	at	Cincinnati
February 24	Wheeling	at	Cincinnati
February 26	Charlotte	at	Cincinnati
February 27	Cincinnati	at	Johnstown
March 5	Cincinnati	at	S. Carolina
March 7	Cincinnati	at	S. Carolina
March 8	Cincinnati	at	Gwinnett
March 9	Cincinnati	at	Charlotte
March 13	Cincinnati	at	Elmira
March 17	Johnstown	at	Cincinnati
March 19	Cincinnati	at	Toledo
March 20	Toledo	at	Cincinnati
March 23	Elmira	at	Cincinnati
March 24	Wheeling	at	Cincinnati
March 27	Kalamazoo	at	Cincinnati
March 28	Cincinnati	at	Johnstown
March 31	Cincinnati	at	Kalamazoo
April 2	Johnstown	at	Cincinnati
April 3	Cincinnati	at	Wheeling

THE PLAYERS

2009-10 ORGANIZATIONAL ROSTER

	Ht	Wt	Shoots	Place of Birth	Birthdate	2008-09 Team
FORWARDS						
Jonas Andersson	6-3	204	L	Stockholm, Sweden	2/24/81	Karpat Oulu (Finland)
Jason Arnott	6-5	220	R	Collingwood, Ont.	10/11/74	**Nashville (NHL)**
Stanislav Balan	6-2	161	L	Hodonin, Czech Rep.	1/30/86	RI OKNA Zlin (CzRep) HC Dukla Jihlava (CzRep-2)
Taylor Beck	6-2	211	R	St. Catharines, Ont.	5/13/91	Guelph (OHL)
Wade Belak	6-5	223	R	Saskatoon, Sask.	7/3/76	**Florida (NHL)/Nashville (NHL)**
Gabriel Bourque	5-9	185	L	Rimouski, Que.	9/23/90	Baie-Comeau (QMJHL)
Zach Budish	6-3	223	R	Edina, Minn.	5/9/91	Edina (Minn.-HS)
J.P. Dumont	6-1	219	L	Montreal, Que.	4/1/78	**Nashville (NHL)**
Ben Eaves	5-9	182	R	Minneapolis, Minn.	3/27/82	Espoo (Finland)
Matt Ellison	6-0	192	R	Duncan, B.C.	12/8/83	Dynamo Riga (KHL)
Martin Erat	6-0	203	L	Trebic, Czech Rep.	8/29/81	**Nashville (NHL)**
Ryan Flynn	6-2	216	R	St. Paul, Minn.	3/22/88	U. of Minnesota (WCHA)
Blake Geoffrion	6-1	192	L	Plantation, Fla.	2/3/88	U. of Wisconsin (WCHA)
Konstantin Glazachev	6-0	186	R	Arkhangelsk, Russia	2/18/85	Barys Astana (KHL)
Marcel Goc	6-0	200	L	Calw, Germany	8/24/83	**San Jose (NHL)**
Triston Grant	6-1	210	L	Neepawa, Man.	2/2/84	Milwaukee (AHL)
Ben Guite	6-1	211	R	Montreal, Que.	7/17/78	**Colorado (NHL)**
Patric Hornqvist	5-11	186	L	Sollentuna, Sweden	1/1/87	Milwaukee (AHL)/**Nashville (NHL)**
Hugh Jessiman	6-6	235	R	New York, N.Y.	3/28/84	Hartford (AHL)/Milwaukee (AHL)
Ryan Jones	6-1	206	L	Chatham, Ont.	6/14/84	**Nashville (NHL)**/Milwaukee (AHL)
Jani Lajunen	6-1	184	L	Helsinki, Finland	6/16/90	Espoo (Finland)/Espoo Jr. (Finland-Jr.)
Michael Latta	5-11	207	R	Kitchener, Ont.	5/25/91	Guelph (OHL)/Ottawa (OHL)
David Legwand	6-2	202	L	Detroit, Mich.	8/17/80	**Nashville (NHL)**
Ryan Maki	6-2	210	R	Medford, N.J.	4/23/85	Milwaukee (AHL)
Ian McKenzie	6-5	232	R	Weyburn, Sask.	5/23/87	Milwaukee (AHL)/ Cincinnati (ECHL)
Nick Oliver	6-3	205	L	Grand Forks, N.D.	5/4/91	Roseau (Minn.-HS)/Fargo (USHL)
Peter Olvecky	6-2	195	L	Trencin, Slovakia	10/11/85	**Minnesota (NHL)**/Houston (AHL)
Cal O'Reilly	6-0	187	L	Toronto, Ont.	9/30/86	Milwaukee (AHL)/**Nashville (NHL)**
Antti Pihlstrom	5-11	190	L	Vantaa, Finland	10/22/84	Milwaukee (AHL)/**Nashville (NHL)**
Alexander Radulov	6-1	188	L	Nizhny Tagil, Russia	7/5/86	Salavat Yulaev Ufa (KHL)
Cameron Reid	6-2	187	L	Delta, B.C.	8/25/91	Westside (BCHL)
Ben Ryan	5-11	190	R	Detroit, Mich.	10/16/88	U. of Notre Dame (CCHA)
Mark Santorelli	6-1	189	R	Burnaby, B.C.	8/6/88	Milwaukee (AHL)/ Cincinnati (ECHL)
Michael Santorelli	6-0	189	R	Vancouver, B.C.	12/14/85	Milwaukee (AHL)/**Nashville (NHL)**
Grigory Shafigulin	6-2	185	L	Chelyabinsk, Russia	1/13/85	Chekhov Vityaz (KHL) Ak Bars Kazan (KHL)
Craig Smith	6-1	189	R	Madison, Wis.	9/5/89	Waterloo (USHL)
Jerred Smithson	6-3	204	R	Vernon, B.C.	2/4/79	**Nashville (NHL)**
Niko Snellman	6-3	208	L	Tampere, Finland	3/12/88	Ilves Jr. (Finland-Jr.)/ LeKi (Finland-2)
Sergei Soin	6-0	185	L	Moscow, Russia	3/31/82	Severstal Cherepovets (KHL)
Nick Spaling	6-1	190	L	Palmerston, Ont.	9/19/88	Milwaukee (AHL)
Taylor Stefishen	5-11	191	R	North Vancouver, B.C.	8/15/90	Ohio State University (CCHA)
Steve Sullivan	5-9	173	R	Timmins, Ont.	7/6/74	**Nashville (NHL)**
Ryan Thang	5-11	189	R	Chicago, Ill.	5/11/87	U. of Notre Dame (CCHA)
Andreas Thuresson	6-1	204	R	Kristianstad, Sweden	11/18/87	Milwaukee (AHL)
Jordin Tootoo	5-9	200	R	Churchill, Man.	2/2/83	**Nashville (NHL)**
Joel Ward	6-1	220	R	Toronto, Ont.	12/2/80	**Nashville (NHL)**
Colin Wilson	6-1	215	L	Greenwich, Conn.	10/20/89	Boston University (H-East)
Kelsey Wilson	6-1	214	L	Sault Ste. Marie, Ont.	1/22/86	Milwaukee (AHL)

2009-10 ORGANIZATIONAL ROSTER

	Ht	Wt	Shoots	Place of Birth	Birthdate	2008-09 Team
DEFENSEMEN						
Jonathon Blum	6-1	183	R	Long Beach, Calif.	1/30/89	Vancouver (WHL)
Robert Dietrich	5-10	174	R	Ordzhonikidze, Kazakhstan	7/25/86	Milwaukee (AHL)
Mattias Ekholm	6-4	196	L	Borlange, Sweden	5/24/90	Mora Jr. (Sweden-Jr.)/ Mora (Sweden-2)
Ryan Ellis	5-9	180	R	Hamilton, Ont.	1/3/91	Windsor (OHL)
Jeffrey Foss	6-2	205	R	Fargo, N.D.	12/12/88	R.P.I. (ECAC)
Cody Franson	6-5	214	R	Salmon Arm, B.C.	8/8/87	Milwaukee (AHL)
Dan Hamhuis	6-1	203	L	Smithers, B.C.	12/13/82	**Nashville (NHL)**
Roman Josi	6-1	198	L	Bern, Switzerland	6/1/90	Bern (Switzerland)
Kevin Klein	6-1	203	R	Kitchener, Ont.	12/13/84	**Nashville (NHL)**
Denis Kulyash	6-3	199	L	Omsk, Russia	5/31/83	CSKA Moscow (KHL)
Teemu Laakso	6-1	208	R	Tuusula, Finland	8/27/87	Milwaukee (AHL)
Anton Lavrentiev	6-4	196	R	Kazan, Russia	8/25/83	HK Chelny (Russia-3)
Charles-Olivier Roussel	6-1	201	R	St. Eustache, Que.	9/13/91	Shawinigan (QMJHL)
Alexander Sulzer	6-1	196	L	Kaufbeuren, Germany	5/30/84	Milwaukee (AHL)/**Nashville (NHL)**
Ryan Suter	6-1	194	L	Madison, Wis.	1/21/85	**Nashville (NHL)**
Shea Weber	6-4	230	R	Sicamous, B.C.	8/14/85	**Nashville (NHL)**
Nolan Yonkman	6-6	245	R	Punnichy, Sask.	4/1/81	Milwaukee (AHL)

	Ht	Wt	Catches	Place of Birth	Birthdate	2008-09 Team
GOALTENDERS						
Mark Dekanich	6-2	190	L	North Vancouver, B.C.	5/10/86	Milwaukee (AHL)
Dan Ellis	6-0	188	L	Orangeville, Ont.	6/19/80	**Nashville (NHL)**
Atte Engren	6-1	184	L	Rauma, Finland	2/19/88	TPS Turku (Finland) K-Vantaa (Finland-2) TPS Turku-Jr. (Finland-Jr.)
Anders Lindback	6-6	205	L	Gavle, Sweden	5/3/88	Brynas (Sweden)/ Brynas Jr. (Sweden Jr.)
Chet Pickard	6-2	216	L	Moncton, N.B.	11/29/89	Tri-City (WHL)
Pekka Rinne	6-5	206	L	Kempele, Finland	11/3/82	**Nashville (NHL)**
Rustam Sidikov	6-1	158	L	Moscow, Russia	7/5/85	Välk-494 Tartu (Estonia)
Jeremy Smith	6-0	171	L	Dearborn, Mich.	4/13/89	Niagara (OHL)/Plymouth (OHL)

HOW THE PREDATORS WERE BUILT

SEASON	ENTRY DRAFTS (SIGNED)	ENTRY DRAFTS (UNSIGNED)	TRADES/ COMPENSATION	PRO/AMATEUR FREE AGENTS
1998-99 28-47-7, 63 Pts. 12th place, Western Conf.	DAVID LEGWAND (1st rd./2nd overall)			
1999-00 28-40-7-7, 70 Pts. 13th place, Western Conf.	JONAS ANDERSSON (2nd rd./33rd overall) MARTIN ERAT (7th rd./191st overall)			
2000-01	34-36-9-3, 80 Pts.	10th place, Western Conf.		
2001-02 28-41-13-0, 69 Pts. 14th place, Western Conf.	DAN HAMHUIS (1st rd./12th overall) JORDIN TOOTOO (4th rd./98th overall)	ANTON LAVRENTIEV (6th rd./178th overall)		
2002-03	27-35-13-7, 74 Pts.	13th place, Western Conf.		
2003-04 38-29-11-4, 91 Pts. 8th place, Western Conf.	RYAN SUTER (1st rd./7th overall) KEVIN KLEIN (2nd rd./37th overall) SHEA WEBER (2nd rd./49th overall) ALEXANDER SULZER (3rd rd./92nd overall)	KONSTANTIN GLAZACHEV (2nd rd./35th overall) GRIGORY SHAFIGULIN (3rd rd./98th overall) RUSTAM SIDIKOV (4th rd./133rd overall)	SERGEI SOIN (from COL, 6/21/03) STEVE SULLIVAN (from CHI, 2/16/04)	
2004-05 Did not play	ALEXANDER RADULOV (1st rd./15th overall) MIKE SANTORELLI (6th rd./178th overall) PEKKA RINNE (8th rd./258th overall)	STANISLAV BALAN (7th rd./209th overall) DENIS KULYASH (8th rd./243rd overall)		JERRED SMITHSON (pro f.a., 7/22/04)
2005-06 49-25-8, 106 Pts. 4th place, Western Conf.	TEEMU LAAKSO (3rd rd./78th overall) CODY FRANSON (3rd rd./79th overall) CAL O'REILLY (5th rd./150th overall) RYAN MAKI (6th rd./176th overall) PATRIC HORNQVIST (7th rd./230th overall)			
2006-07 51-23-8, 110 Pts. 4th place, Western Conf.	MARK DEKANICH (5th rd./146th overall)	BLAKE GEOFFRION (2nd rd./56th overall) NIKO SNELLMAN (4th rd./105th overall) RYAN FLYNN (6th rd./176th overall)		JASON ARNOTT (pro f.a., 7/2/06) J.P. DUMONT (pro f.a., 8/29/06) KELSEY WILSON (ama f.a., 10/6/06) NOLAN YONKMAN (pro f.a., 7/17/09)

HOW THE PREDATORS WERE BUILT

SEASON	ENTRY DRAFTS (SIGNED)	ENTRY DRAFTS (UNSIGNED)	TRADES/ COMPENSATION	PRO/AMATEUR FREE AGENTS
2007-08 41-32-9, 91 Pts. 8th place, Western Conf.	JONATHON BLUM (1st rd./23rd overall) JEREMY SMITH (2nd rd./54th overall) NICK SPALING (2nd rd./58th overall) MARK SANTORELLI (4th rd./119th overall) ANDREAS THURESSON (5th rd./144th overall) ROBERT DIETRICH (6th rd./174th overall)	RYAN THANG (3rd rd./81st overall) BEN RYAN (4th rd./114th overall) ATTE ENGREN (7th rd./204th overall)	MATT ELLISON (from PHI, 6/4/07)	ANTTI PIHLSTROM (pro f.a., 5/30/07) DAN ELLIS (pro f.a., 7/5/07)
2008-09 40-34-8, 88 Pts. 10th place, Western Conf.	COLIN WILSON (1st rd./7th overall) CHET PICKARD (1st rd./18th overall)	ROMAN JOSI (2nd rd./38th overall) TAYLOR STEFISHEN (5th rd./136th overall) JEFFREY FOSS (6th rd./166th overall) JANI LAJUNEN (7th rd./201st overall) ANDERS LINDBACK (7th rd./207th overall)	RYAN JONES (from MIN, 7/1/08) TRISTON GRANT (from PHI, 6/24/08) HUGH JESSIMAN (from NYR, 10/30/08) WADE BELAK (from FLA, 11/27/08)	IAN McKENZIE (ama f.a., 5/6/08) JOEL WARD (pro f.a., 7/14/08)
2009-10		RYAN ELLIS (1st rd./11th overall) ZACH BUDISH (2nd rd./41st overall) CHARLES-OLIVIER ROUSSEL (2nd rd./42nd overall) TAYLOR BECK (3rd rd./70th overall) MICHAEL LATTA (3rd rd./72nd overall) CRAIG SMITH (4th rd./98th overall) MATTIAS EKHOLM (4th rd./102nd overall) NICK OLIVER (4th rd./110th overall) GABRIEL BOURQUE (5th rd./132nd overall) CAMERON REID (7th rd./192nd overall)		BEN GUITE (pro f.a., 7/14/09 PETER OLVECKY (pro f.a., 7/16/09) BEN EAVES (pro f.a., 7/20/09) MARCEL GOC (pro f.a., 8/21/09
TOTALS:	(26)	(27)	(7)	(13)



JASON ARNOTT

JASON ARNOTT
(JAY-suhn AHR-niht)
Center
Shoots: Right
Height: 6-5
Weight: 220 lbs
DOB: October 11, 1974
Collingwood, Ontario
Hometown: Wasaga Beach, Ontario

ACQUIRED
July 2, 2006 – Signed as a free agent by Nashville.

2008-09: Set a franchise record and tied a career high in goals (33)… Became the first player in franchise history to post 20 goals in three consecutive seasons… Hit the 20-goal mark for the 10th consecutive season, and for the 12th time in his 15-season career… Recorded more than 50 points for the 11th time in his 15 NHL seasons… Also led the team in game-winning goals (5) and shooting percentage (16.8%)… Ranked second on the club in points (57), power-play goals (9) and shots (196)… Ranked second among forwards in average ice time (18:54), and first among forwards in power-play ice time (4:20)… Scored 19 of his 33 goals in the second period (57.6%)… Ranked third in league in goals per game after the All-Star break with 18 markers in 25 games (.72)… Posted three four-game goal-scoring streaks, matching a career high… Led the team with 14 multiple-point games and multi-goal games (6), moving into second in franchise history in multi-goal efforts (14)… Posted 33 points (18g-15a) in his final 29 games of the season (missing 14 due to injury), including eight points (6g-2a) in the final four games of the season… Notched his 800th career NHL point (goal) on Jan. 28 vs. Vancouver, becoming the 133rd NHLer to hit the mark… Became the 232nd player in league history to play in 1,000 career games on Dec. 20 vs. N.Y. Islanders… Notched his first career shootout goal/shootout-deciding marker on April 9 at Detroit… Missed 17 games due to injury.

2007-08: Tied career highs in assists (44) and shots (248) and led the club in both categories…Also tied for the team lead in points (72), was second in goals (28) and first in plus/minus rating (+19)… Set a career high with a team-leading 13 power-play goals, tying him for 15th in the NHL… Led all forwards in time on ice per game (18:59)… Went more than two games without a point only five times all season… Registered 17 multi-point games including one three-point and one four-point outing… Registered an assist at the 2008 All-Star Game, his second all-star game… Had points (3g-8a) in 10 consecutive games played (missed one due to injury) from Jan. 15 – Feb. 7… Notched his first hat trick/four-point game as a Predator on Dec. 22 vs. Los Angeles… NHL's Third Star of the Week on Dec. 24 after posting eight points (4g-4a) in four games… Set a single-game franchise record for shots on goal (12) at Toronto on Dec. 4… Named the fourth captain in team history on Sept. 12, 2007. **PLAYOFFS:** Scored the game-winning goal in Game Three of the club's WCQ series vs. Detroit just nine seconds after Ryan Suter tied the contest. It marked the first time in NHL history that a team has gone from trailing a playoff game to leading it in less than 10 seconds… Appeared in his 100th career playoff game in Game Four of the series… Missed two games due to injury.

2006-07: Tied for the team lead in goals (27) and led the team with 12 power-play goals… Ranked second on Nashville with six game-winning goals, matching a career-high… Scored his 300th NHL goal as part of a three-point (2g-1a) outing on March 8 vs. Calgary… Scored his 100th career power-play goal on Dec. 21 vs. Buffalo… Missed 14 games due to injury. **PLAYOFFS:** Appeared in all five post-season games for Nashville, and scored goals in back-to-back games (April 18 & 20 vs. San Jose).

CAREER NOTES: Posted career-highs in games played (81), assists (44) and points (32g-44a-76pts) with Dallas in **2005-06** and ranked second on the Stars in points, goals and game-winners (5)… Recorded his sixth career hat trick on Nov. 16, 2005 at Anaheim. Scored an even-strength, power-play and shorthanded goal… Led Dallas in assists (36) and plus-minus rating (+23) in **2003-04** and ranked second on the team in points (21g-36a-57pts) and game-winners (5)… Tied for first on the **2002-03** Stars with a career-high six game-winning goals… Opened the **2001-02** season with New Jersey before being part of a trade-deadline deal with Dallas on March 19, 2002… Combined with New Jersey linemates Patrik Elias and Petr Sykora to notch 96 goals and 136 assists for 232 points and a +104 rating in **2000-01**… Appeared in

VERSUS THE NHL

	GP	G	A	PTS	PIM
ANA	54	17	16	33	68
ATL	17	5	10	15	27
BOS	28	8	14	22	34
BUF	25	11	9	20	16
CGY	50	26	21	47	73
CAR	24	9	11	20	24
CHI	50	20	26	46	67
COL	49	19	16	35	65
CBJ	33	14	20	34	32
DAL	32	6	15	21	25
DET	56	13	22	35	73
EDM	26	9	14	23	14
FLA	25	7	9	16	42
L.A	51	19	30	49	75
MIN	26	7	14	21	8
MTL	27	10	11	21	29
NSH	17	3	9	12	6
N.J	9	4	4	8	12
NYI	27	8	10	18	36
NYR	32	15	12	27	56
OTT	30	5	14	19	32
PHI	31	8	7	15	20
PHX	52	20	33	53	53
PIT	31	15	11	26	24
STL	50	11	22	33	30
S.J	50	26	24	50	40
T.B	27	7	10	17	22
TOR	33	15	18	33	57
VAN	50	18	21	39	80
WSH	24	9	10	19	10

WITH PREDATORS

GP	G	A	PTS	PIM
8	3	5	5	4
3	1	2	3	0
3	0	1	1	2
3	4	0	4	0
12	10	5	15	12
2	2	1	3	4
18	8	8	16	12
12	6	2	8	4
19	8	10	18	20
10	3	5	8	4
20	7	6	13	20
11	5	5	10	8
3	0	1	1	0
8	7	5	12	0
12	5	6	11	4
2	0	2	2	4
--	--	--	--	--
2	1	1	2	0
2	0	0	0	4
1	1	0	1	0
3	0	4	4	0
1	0	0	0	0
9	5	6	11	2
2	0	1	1	4
19	4	8	12	6
9	2	2	4	8
2	0	1	1	0
2	0	2	2	4
11	3	4	7	23
3	3	0	3	0

his second NHL Stanley Cup Finals with the New Jersey Devils in 2001 after winning the Cup in 2000… Tied playoff career-highs with 23 games played and eight goals in the 2001 post-season… Also led the Devils and tied for first in the NHL with five playoff power-play goals… Following the **1999-00** season, he posted playoff career-highs in games played (23), goals (8), assists (12), points (20) and penalty minutes (18)… Tied for third in the NHL in postseason points in 2000, and tied for fourth in goals and assists… Scored the Cup-clinching goal at 8:20 of the second overtime period in Game Six of the 2000 Stanley Cup Finals vs. Dallas… Played in the 1997 NHL All-Star Game… Led Edmonton with a career-high 33 goals in **1993-94** and established a franchise rookie record for goals in a season (breaking Jari Kurri's mark of 32 goals in 1980-81)… Also finished second on the 1993-94 Oilers with 68 points (33g-35a)…Named to the 1994 NHL All-Rookie Team and finished second in voting for the 1994 Calder Trophy (given to the league's best rookie)… Named NHL Rookie of the Year in 1994 by *The Hockey News*, *The Sporting News* and *Beckett Publications*… Won a gold medal with Team Canada at the 1994 World Junior Championships in Milan, Italy.

AMATEUR: Played two OHL seasons (1991-93) with Oshawa, posting 50 goals and 72 assists (50g-72a-122pts) in 113 games… Selected to play in the 1993 CHL All-Star Game.

BACKGROUND: Enjoys hunting, fishing, golf and boating… Favorites include: *The Shawshank Redemption* (movie), *CSI* (TV show), Rob Thomas (band/musician), Charlize Theron (actress), lobster (food) and Hawaii (vacation spot)… Lists Bruce Willis as the person he would most like to meet… Scoring the game-winning/series-clinching goal in double overtime of the 2000 Stanley Cup Finals is his favorite hockey memory… Enjoys Nashville because of its beauty, friendly people, unique culture and country music… Wife – Dina; Son – Chase; Daughter – Alexa… Has a dog named Rocky.

TRANSACTIONS: July 2, 2006 – Signed as a free agent by Nashville… **March 19, 2002** – Acquired by Dallas with Randy McKay and a first-round choice in the 2002 NHL Entry Draft (traded to Buffalo; Buffalo selected Daniel Paille) from New Jersey for Joe Nieuwendyk and Jamie Langenbrunner… **Jan. 4, 1998** – Acquired by New Jersey with Bryan Muir from Edmonton for Valeri Zelepukin and Bill Guerin… **June 26, 1993** – Edmonton's first choice, seventh overall (first round), in the 1993 Entry Draft.

Arnott became the 232nd player in league history to play in 1,000 NHL games on December 20, 2008 vs. N.Y. Islanders.

19

CAREER HIGHLIGHTS

MOST GOALS, GAME:
3 - eight times, last Feb. 28, 2009 vs. Detroit

MOST ASSISTS, GAME:
3 - 11 times, last Oct. 14, 2006 vs. Phoenix

MOST POINTS, GAME:
5 - (3g-2a) March 23, 1996 at Montreal

MOST PIM, GAME:
27 - March 31, 2001 vs. N.Y. Rangers

MOST SHOTS, GAME:
12 - Dec. 4, 2007 at Toronto

LONGEST GOAL-SCORING STREAK:
4 - seven times, last (6g) Apr. 4-10, 2009

LONGEST ASSIST STREAK:
6 - (8a) Feb. 22-March 5, 2004

LONGEST POINT-SCORING STREAK:
9 - (4g-8a) Nov. 4- Nov. 20, 1995

CAREER HAT TRICKS:
8 (see list)

CAREER PENALTY SHOTS:
None

CAREER OVERTIME POINTS:
13 (6g-7a)

FIRST NHL GAME:
Oct. 6, 1993 vs. San Jose

FIRST NHL GOAL:
Oct. 6, 1993 vs. San Jose (Arturs Irbe)

FIRST GAME AS A PREDATOR:
Oct. 5, 2006 vs. Chicago

FIRST GOAL AS A PREDATOR:
Oct. 12, 2006 vs. Chicago (Nikolai Khabibulin)

CAREER HAT TRICKS (8)
- Feb. 28, 2009 vs. Detroit
- Dec. 22, 2007 vs. Los Angeles
- Nov. 16, 2005 at Anaheim
- Feb. 20, 2004 vs. Colorado
- Dec. 4, 2002 vs. Montreal
- Feb. 10, 2002 vs. Buffalo
- March 23, 1996 at Montreal
- March 25, 1995 vs. Calgary



JASON ARNOTT

INTERNATIONAL RECORD

CANADA

Year	Event	GP	G	A	PTS	PIM
1994	WJC	8	0	6	6	10

CAREER RECORD

			Regular Season					Playoffs				
Season	Club	League	GP	G	A	PTS	PIM	GP	G	A	PTS	PIM
1991-92	Oshawa	OHL	57	9	15	24	12	--	--	--	--	--
1992-93	Oshawa	OHL	56	41	57	98	74	13	9	9	18	20
1993-94	Edmonton	NHL	78	33	35	68	104	--	--	--	--	--
1994-95	Edmonton	NHL	42	15	22	37	128	--	--	--	--	--
1995-96	Edmonton	NHL	64	28	31	59	87	--	--	--	--	--
1996-97	Edmonton	NHL	67	19	38	57	92	12	3	6	9	18
1997-98	Edmonton	NHL	35	5	13	18	78	--	--	--	--	--
	New Jersey	NHL	35	5	10	15	21	5	0	2	2	0
1998-99	New Jersey	NHL	74	27	27	54	79	7	2	2	4	4
1999-00	New Jersey	NHL	76	22	34	56	51	23	8	12	20	18
2000-01	New Jersey	NHL	54	21	34	55	75	23	8	7	15	16
2001-02	New Jersey	NHL	63	22	19	41	59	--	--	--	--	--
	Dallas	NHL	10	3	1	4	6	--	--	--	--	--
2002-03	Dallas	NHL	72	23	24	47	51	11	3	2	5	6
2003-04	Dallas	NHL	73	21	36	57	66	5	1	1	2	2
2004-05			DID NOT PLAY									
2005-06	Dallas	NHL	81	32	44	76	102	5	0	3	3	4
2006-07	Nashville	NHL	68	27	27	54	48	5	2	1	3	2
2007-08	Nashville	NHL	79	28	44	72	54	4	1	0	1	4
2008-09	Nashville	NHL	65	33	24	57	49	--	--	--	--	--
	NHL TOTALS		1036	364	463	827	1150	100	28	36	64	74
	PREDATORS TOTALS		212	88	95	183	151	9	3	1	4	6

STATISTICAL BREAKDOWN

															SHOOTOUTS			
Year	**Team**	**PP**	**SH**	**GW**	**S**	**%**	**+/-**	**TF**	**FW**	**F%**	**MIN**	**H**	**BS**	**S**	**G**	**S%**	**GDG**
1993-94	EDM	10	0	4	194	17.0%	1	--	--	--	--	--	--	--	--	--	--
1994-95	EDM	7	0	1	156	9.6%	-14	--	--	--	--	--	--	--	--	--	--
1995-96	EDM	8	0	5	244	11.5%	-6	--	--	--	--	--	--	--	--	--	--
1996-97	EDM	10	1	2	248	7.7%	-21	--	--	--	--	--	--	--	--	--	--
1997-98	EDM	1	0	0	100	5.0%	-16	--	--	--	--	--	--	--	--	--	--
	N.J	3	0	2	99	5.1%	-8	--	--	--	--	--	--	--	--	--	--
1998-99	N.J	8	0	3	200	13.5%	10	872	430	49.3%	15:24	196	16	--	--	--	--
1999-00	N.J	7	0	4	244	9.0%	22	1172	550	46.9%	17:05	194	18	--	--	--	--
2000-01	N.J	8	0	3	138	15.2%	23	760	377	49.6%	16:12	108	14	--	--	--	--
2001-02	N.J	8	0	1	169	13.0%	3	934	446	47.8%	17:13	97	19	--	--	--	--
	DAL	2	0	2	28	10.7%	-1	77	40	51.9%	18:13	23	2	--	--	--	--
2002-03	DAL	7	0	6	169	13.6%	9	1130	602	53.3%	16:12	--	--	--	--	--	--
2003-04	DAL	5	0	5	143	14.7%	23	1203	638	53.0%	17:00	--	--	--	--	--	--
2005-06	DAL	11	1	5	167	19.2%	13	1306	668	51.1%	17:11	85	33	1	0	.000	0
2006-07	NSH	12	0	6	190	14.2%	15	1145	579	50.6%	17:59	43	18	0	0	.000	0
2008-09	NSH	13	0	3	248	11.3%	19	1260	614	48.7%	18:59	42	23	0	0	.000	0
2007-08	NSH	9	0	5	196	16.8%	2	1037	525	50.6%	18:54	34	18	1	1	.000	1
TOTALS		**129**	**2**	**57**	**2933**	**12.4%**	**74**	**10896**	**5469**	**50.2%**	**17:15**	**822**	**161**	**2**	**1**	**.500**	**1**

WADE BELAK

WADE BELAK

(WAYD BEE-lak)
Left Wing
Shoots: Right
Height: 6-5
Weight: 224 lbs
DOB: July 3, 1976
Saskatoon, Saskatchewan
Hometown: Saskatoon, Saskatchewan

ACQUIRED

November 28, 2008 – Acquired from Florida for Nick Tarnasky.

VERSUS THE NHL / WITH PREDATORS

	GP	G	A	PTS	PIM	GP	G	A	PTS	PIM
ANA	9	0	0	0	34	0	0	0	0	0
ATL	23	0	1	1	57	2	0	0	0	0
BOS	30	0	1	1	63	1	0	0	0	0
BUF	23	0	1	1	36	1	0	0	0	0
CGY	15	0	0	0	47	2	0	0	0	2
CAR	22	0	3	3	57	0	0	0	0	0
CHI	9	1	0	1	27	2	0	0	0	0
COL	13	0	1	1	26	3	0	1	1	0
CBJ	5	0	1	1	17	2	0	1	1	0
DAL	9	0	0	0	2	1	0	0	0	0
DET	9	0	0	0	13	1	0	0	0	0
EDM	19	0	0	0	46	3	0	0	0	5
FLA	21	1	1	2	42	1	0	0	0	0
L.A	7	0	0	0	32	0	0	0	0	0
MIN	11	0	0	0	37	2	0	0	0	10
MTL	28	1	0	1	65	0	0	0	0	0
NSH	11	1	0	1	2	--	--	--	--	--
N.J	22	1	1	2	63	1	0	0	0	5
NYI	23	0	3	3	44	1	0	0	0	0
NYR	20	0	1	1	63	1	0	0	0	0
OTT	29	0	0	0	56	1	0	0	0	0
PHI	18	0	1	1	59	1	0	0	0	5
PHX	12	0	1	1	21	3	0	0	0	0
PIT	18	0	0	0	86	0	0	0	0	0
STL	14	0	0	0	26	4	0	0	0	10
S.J	10	0	2	2	15	0	0	0	0	0
T.B	19	1	0	1	13	0	0	0	0	0
TOR	7	0	0	0	16	1	0	0	0	0
VAN	21	0	4	4	68	3	0	0	0	7
WSH	18	2	1	3	54	1	0	0	0	10

2008-09: Led the club in fighting majors (11) and ranked third in penalty minutes (79)… Posted his first point/assist as a Predator - as well as his first assist in 85 games – on Dec. 4 vs. Colorado… Started the 2008-09 season with Florida, amassing 25 penalty minutes in 15 games from Oct. 10-Nov. 26… Missed the final 13 games of the regular season - and 18 games total - due to injury.

2007-08: Scored his first goal in 143 games on Dec. 4, 2007 vs. Nashville… Played 400th career NHL game Oct. 11, 2007 vs. N.Y. Islanders… **2006-07:** Set a career high for games played (65)… Ranked second on the Maple Leafs in penalty minutes (110)… Posted more than 100 penalty minutes for the sixth time in his career… Registered his 1,000th career penalty minute on Jan. 16, 2006 at Tampa Bay… **2005-06:** Tied for second on Toronto in penalty minutes (109)… Set a career high and led Toronto forwards in blocked shots (47)… **2004-05:** Posted 17 points (7g-10a) and 178 penalty minutes in 42 games with the Coventry Blaze of the Elite Ice Hockey League in the United Kingdom… Voted to the 2005 EIHL All-Star Team after helping the Blaze win the regular season and playoff titles, in addition to the 2005 Challenge Cup… **2003-04:** Finished fourth on Toronto in penalty minutes (109)… Ranked third on the Leafs in penalty minutes during the 2004 Playoffs (14)… Missed the majority of the season recovering from abdomen (Nov. 20, 2003 vs. Edmonton) and knee (Jan. 6, 2004 vs. Nashville) injuries… **2002-03:** Set career highs in goals (3), assists (6) and points (9)… Ranked fourth in the NHL and led Toronto with a career-high in penalty minutes (196)… Also set a career high in average ice time (10:50)… **2001-02:** Ranked second on the Maple Leafs in penalty minutes (142)… Set career highs in shots (47) and hits (102)… Registered his 500th career penalty minute on April 8, 2002 vs. Columbus… Scored his first and only playoff goal on April 28, 2002 at N.Y. Islanders… Made his NHL Playoff debut on April 18, 2002 at N.Y. Islanders… Missed majority of 1999-00 and 2000-01 seasons recovering from shoulder injury sustained on Feb. 10, 2000 vs. Colorado… **2000-01:** Split the season between Calgary and Toronto… **1999-00:** Led the Flames in penalty minutes (122)… **1998-99:** Split the season between Calgary and Colorado… Also appeared in 27 games between the clubs' AHL affiliates (17 for Hershey and 12 for Saint John)… **1997-98:** Limited to eight games due to shoulder and abdominal injuries… Notched his first career NHL point/assist on Oct. 22, 1997 vs. Washington. Scored his first career goal later in the game, creating the only multi-point effort of his career… **1996-97:** Helped the Hershey Bears win the 1997 Calder Cup in his first professional season… Ranked fifth in the American Hockey League and led Hershey in penalty minutes (320)… Led the Bears and ranked third in the league in penalty minutes (61) during the 1997 Calder Cup Playoffs… **1994-95:** Appeared in his first five professional contests during the 1995 Calder Cup Playoffs with Cornwall (AHL).

AMATEUR: Played 211 games with Saskatoon of the Western Hockey League (1992-96), amassing 53 points (11g-42a) and 746 penalty minutes… Helped the Blades reach Game Seven of the 1993 WHL Finals, notching four points (2g-2a) and 43 penalty minutes (43) in 16 games… Named Saskatoon's Most Improved Player for the 1993-94 season.

BACKGROUND: Nickname: "Beelar"… Would like to go into broadcasting or host his own radio show after his hockey career is completed… The historical figure he would have most liked to have met is Wyatt Earp… Maintains his own website: www.wadebelak.com… Favorites include Metallica (band), Las Vegas (vacation spot) and Dave Manson (player growing up)… He and his wife, Jennifer, have a daughter, Andie, and a son, Alex.

TRANSACTIONS: Nov. 28, 2008 – Acquired by Nashville from Florida for Nick Tarnasky… **Feb. 26, 2008** – Acquired by Florida from Toronto for a fifth-round selection in 2008 Entry Draft (Jerome Flaake)… **Feb. 16, 2001** – Claimed on waivers by Toronto… **Feb. 28, 1999** – Acquired by Calgary along with Rene Corbet, Robyn Regehr and Colorado's second round compensatory choice in 2000 Entry Draft (Jarret Stoll) from Colorado for Theoren Fleury and Chris Dingman… **June 28, 1994** – Quebec's first choice (12th overall) in the 1994 NHL Entry Draft.

3

CAREER HIGHLIGHTS

MOST GOALS, GAME:
1 - eight times, last Dec. 4, 2007 vs. Nashville

MOST ASSISTS, GAME:
1 - 23 times, last March 5, 2009 vs. Columbus

MOST POINTS, GAME:
2 - (1g-1a) Oct. 22, 1997 vs. Washington

MOST PIM, GAME:
27 - Nov. 4, 2003 vs. Pittsburgh

MOST SHOTS, GAME:
5 - March 6, 2003 vs. Buffalo

LONGEST GOAL-SCORING STREAK:
2 - (2g) March 29-April 1, 2003

LONGEST ASSIST STREAK:
2 - (2a) March 6-March 8, 2003

LONGEST POINT-SCORING STREAK:
2 - three times, last (2g) March 29-April 1, 2003

CAREER HAT TRICKS:
None

CAREER PENALTY SHOTS:
None

CAREER OVERTIME POINTS:
None

FIRST NHL GAME:
Dec. 21, 1996 vs. Toronto

FIRST NHL GOAL:
Oct. 22, 1997 vs. Washington (Olaf Kolzig)

FIRST GAME AS A PREDATOR:
Nov. 28, 2008 at Atlanta

FIRST GOAL AS A PREDATOR:
None

CAREER RECORD

			Regular Season					Playoffs				
Season	Club	League	GP	G	A	PTS	PIM	GP	G	A	PTS	PIM
1992-93	Saskatoon	WHL	7	0	0	0	23	7	0	0	0	0
1993-94	Saskatoon	WHL	69	4	13	17	226	16	2	2	4	43
1994-95	Saskatoon	WHL	72	4	14	18	290	9	0	0	0	36
	Cornwall	AHL	--	--	--	--	--	11	1	2	3	40
1995-96	Saskatoon	WHL	63	3	15	18	207	4	0	0	0	9
	Cornwall	AHL	5	0	0	0	18	2	0	0	0	2
1996-97	**Colorado**	**NHL**	**5**	**0**	**0**	**0**	**11**	--	--	--	--	--
	Hershey	AHL	65	1	7	8	320	16	0	1	1	61
1997-98	Hershey	AHL	11	0	0	0	30	--	--	--	--	--
	Colorado	**NHL**	**8**	**1**	**1**	**2**	**27**	--	--	--	--	--
1998-99	Hershey	AHL	17	0	1	1	49	--	--	--	--	--
	Saint John	AHL	12	0	2	2	43	6	0	1	1	23
	Colorado	**NHL**	**22**	**0**	**0**	**0**	**71**	--	--	--	--	--
	Calgary	**NHL**	**9**	**0**	**1**	**1**	**23**	--	--	--	--	--
1999-00	**Calgary**	**NHL**	**40**	**0**	**2**	**2**	**122**	--	--	--	--	--
2000-01	**Calgary**	**NHL**	**23**	**0**	**0**	**0**	**79**	--	--	--	--	--
	Toronto	**NHL**	**16**	**1**	**1**	**2**	**31**	--	--	--	--	--
2001-02	**Toronto**	**NHL**	**63**	**1**	**3**	**4**	**142**	**16**	**1**	**0**	**1**	**18**
2002-03	**Toronto**	**NHL**	**55**	**3**	**6**	**9**	**196**	**2**	**0**	**0**	**0**	**4**
2003-04	**Toronto**	**NHL**	**34**	**1**	**1**	**2**	**109**	**4**	**0**	**0**	**0**	**14**
2004-05	Coventry	EIHL	42	7	10	17	178	--	--	--	--	--
2005-06	**Toronto**	**NHL**	**55**	**0**	**3**	**3**	**109**	--	--	--	--	--
2006-07	**Toronto**	**NHL**	**65**	**0**	**3**	**3**	**110**	--	--	--	--	--
2007-08	**Toronto**	**NHL**	**30**	**1**	**0**	**1**	**66**	--	--	--	--	--
	Florida	**NHL**	**17**	**0**	**0**	**0**	**12**	--	--	--	--	--
2008-09	**Florida**	**NHL**	**15**	**0**	**0**	**0**	**25**	--	--	--	--	--
	Nashville	**NHL**	**38**	**0**	**2**	**2**	**54**	--	--	--	--	--
	NHL TOTALS		**495**	**8**	**23**	**31**	**1187**	**22**	**1**	**0**	**1**	**36**
	PREDATORS TOTALS		**38**	**0**	**2**	**2**	**54**	--	--	--	--	--

STATISTICAL BREAKDOWN

														SHOOTOUTS			
Year	Team	PP	SH	GW	S	%	+/-	TF	FW	F%	MIN	H	BS	S	G	S%	GDG
1996-97	COL	0	0	0	1	0.0%	-1	0	0	0.0%	--	--	--	--	--	--	--
1997-98	COL	0	0	1	2	50.0%	-3	0	0	0.0%	--	--	--	--	--	--	--
1998-99	COL	0	0	0	5	0.0%	-2	0	0	0.0%	6:48	18	10	--	--	--	--
	CGY	0	0	0	2	0.0%	3	0	0	0.0%	10:46	9	7	--	--	--	--
1999-00	CGY	0	0	0	11	0.0%	-4	1	0	0.0%	7:33	41	23	--	--	--	--
2000-01	CGY	0	0	0	8	0.0%	-2	0	0	0.0%	6:54	26	4	--	--	--	--
	TOR	0	0	0	8	12.5%	-4	0	0	0.0%	13:38	32	16	--	--	--	--
2001-02	TOR	0	0	0	47	2.1%	2	0	0	0.0%	9:14	102	20	--	--	--	--
2002-03	TOR	0	0	0	33	9.1%	-2	0	0	0.0%	10:50	49	16	--	--	--	--
2003-04	TOR	0	0	0	15	6.7%	0	0	0	0.0%	7:00	--	--	--	--	--	--
2005-06	TOR	0	0	0	16	0.0%	-13	0	0	0.0%	9:59	100	47	0	0	.000	0
2006-07	TOR	0	0	0	16	0.0%	-8	0	0	0.0%	5:02	76	15	0	0	.000	0
2007-08	TOR	0	0	0	13	7.7%	-2	1	0	0.0%	4:02	28	4	0	0	.000	0
	FLA	0	0	0	4	0.0%	0	0	0	0.0%	4:09	13	1	0	0	.000	0
2008-09	NSH	0	0	0	15	0.0%	-1	0	0	0.0%	5:35	37	6	0	0	.000	0
	FLA	0	0	0	4	0.0%	0	0	0	0.0%	4:24	20	0	0	0	.000	0
TOTALS		**0**	**0**	**1**	**200**	**4.0%**	**-37**	**2**	**0**	**0.0%**	**7:37**	**551**	**169**	**0**	**0**	**.000**	**0**

JP DUMONT

J.P. DUMONT
(JAY-pee DOO-mawnt)
Right Wing
Shoots: Left
Height: 6-1
Weight: 219 lbs
DOB: April 1, 1978
Montreal, Quebec
Hometown:
Montreal, Quebec

ACQUIRED
Aug. 29, 2006 – Signed as a free agent by Nashville.

2008-09: Posted a career high in assists (49), and led the club in both assists and points (65). The assist total was the third-highest in franchise history… Notched at least 40 assists and 60 points for the third consecutive season… Paced the team in power-play points (22) and power-play assists (17) with career highs in both categories… One of five players to appear in all 82 of Nashville's games, reaching the mark for the second time in three seasons and the 80-plus game mark for the third straight campaign… Tied for second on the team in game-winning goals (4)… Ranked second among club forwards in shots (176)… Scored 12 of his 16 goals (75%) on the road… Posted 13 multiple-point games including four three-assist performances… Notched his 400th career point with a goal on Oct. 18 vs. Columbus… Played in his 600th career NHL game on Oct. 15 at Dallas… Nashville's nominee for both the King Clancy and NHL Foundation awards.

2007-08: Set career highs in both goals (29) and points (72), pacing the team in tallies and finishing tied for first on the club in points. Both totals rank first in franchise history among right wings… Tied a franchise record and set a career high in game-winning goals (8)… Set a career high and was third among club forwards in average time on ice (18:29)… Paced the club in shooting percentage (15.1%) while ranking second on the team in shots on goal with a career-high (192)… Ranked second on the club in power-play markers (7)… Hit the 20-goal mark for the sixth time in his career… Recorded a franchise-record 16-game point streak Dec. 29 – Jan. 31 (8g-14a). The stretch included a pair of five-game assist streaks, and a six-game goal-scoring streak from Dec. 29 – Jan. 8 which tied a franchise high… Signed a four-year contract extension on Jan. 31… Earned NHL Second Star of the Month honors in January after posting a point in all 14 games during the month (6g-14a)… Registered his 200th career assist on Jan. 15 vs. Calgary. **PLAYOFFS:** Appeared in all six of the club's postseason contests, registering two assists.

2006-07: Ranked second on the club in both assists (45) and points (66)… Posted a career-high +14 rating… Registered a career-high in games played and was one of three Predators to skate in all 82 contests… Posted a goal and an assist in his 500th career NHL game on March 3 at Los Angeles… Scored his first goal as a Predator 39 seconds into Nashville's season opener on Oct. 5 vs. Chicago. **PLAYOFFS:** Led the team in goals (4), points (6) and plus/minus rating (+4) and ranked second among Nashville forwards in ice time (21:02) in the club's WCQ series vs. San Jose… Scored two goals in each of Nashville's first two playoff games, becoming the first Predator (along with Alexander Radulov who also scored twice in Game One) to net playoff multi-goal games… Scored the game-winning shorthanded goal in Nashville's 5-2 win in Game Two (April 13) vs. San Jose… Posted points in each of his first four contests (4g-2a-6pts).

VERSUS THE NHL

	GP	G	A	PTS	PIM
ANA	20	8	5	13	6
ATL	21	7	6	13	6
BOS	33	12	14	26	16
BUF	7	1	3	4	0
CGY	21	8	10	18	10
CAR	22	12	6	18	10
CHI	27	6	16	22	8
COL	22	6	14	20	10
CBJ	28	8	12	20	6
DAL	20	5	8	13	14
DET	32	7	19	26	8
EDM	20	6	14	20	12
FLA	20	6	6	12	10
L.A	21	10	11	21	6
MIN	17	5	12	17	4
MTL	30	9	14	23	14
NSH	12	1	3	4	8
N.J	23	4	6	10	20
NYI	20	6	9	15	8
NYR	23	13	4	17	24
OTT	34	9	13	22	10
PHI	21	3	9	12	6
PHX	19	6	7	13	6
PIT	21	3	2	5	22
STL	30	4	6	10	18
S.J	22	7	5	12	14
T.B	17	4	6	10	8
TOR	32	6	12	18	10
VAN	22	3	9	12	12
WSH	21	2	11	13	22

WITH PREDATORS

GP	G	A	PTS	PIM
12	5	3	8	6
3	0	0	0	0
3	0	1	1	2
3	1	2	3	0
12	5	9	14	4
2	1	1	2	2
22	4	15	19	6
12	3	8	11	0
22	7	11	18	4
12	4	6	10	12
22	4	15	19	4
12	5	13	18	6
3	0	1	1	2
12	7	9	16	6
11	4	11	15	2
3	2	2	4	4
--	--	--	--	--
2	0	0	0	0
2	0	1	1	0
2	1	0	1	2
3	1	6	7	0
2	0	1	1	0
12	3	5	8	4
2	0	0	0	0
21	3	6	9	12
12	2	2	4	2
2	0	1	1	0
3	1	0	1	0
12	2	5	7	4
3	1	3	4	0

CAREER NOTES: Despite missing 28 games due to injury (sports hernia), recorded 20 goals for the fourth time in five NHL seasons in **2005-06**… Finished third on the Sabres in post-season goals (7) and fourth in points (7g-7a-14pts) as Buffalo advanced to Game Seven of the 2006 Eastern Conference Finals… Netted the overtime game-winner for Buffalo on May 10, 2006 vs. Ottawa (Game Three of the ECS)… Recorded a hat trick and four points (3g-1a) in Buffalo's 8-2 win over Philadelphia (Game Two of the ECQ) on April 24, 2006… Recorded a career-high in power-play goals (10) with Buffalo in **2003-04**… Posted his 100th NHL goal on March 27, 2004 at Pittsburgh… His 200th NHL point came as part of a career-high four-point night (1g-3a) on Feb. 14, 2004… Wore the captain's "C" for Buffalo in Jan. 2004… Represented Team Canada at the 2004 World Championships… Tied for third on the Sabres in scoring (14g-21a-35pts) in **2002-03**… Finished second on the Sabres in goals and fourth in points (23g-21a-44pts) in **2001-02**… Led the **2000-01** Sabres with nine power-play goals and tied for third on the team with four playoff goals… Made his NHL playoff debut on April 11, 2001 at Philadelphia… Finished the **1999-00** season with Rochester (AHL) and tallied 17 points (7g-10a) in 13 regular-season games… Led Rochester (AHL) in playoff goals (14) in 2000 as the Americans advanced to the AHL Calder Cup Finals… Opened his first pro season (**1998-99**) with Portland (AHL) before being recalled by Chicago (NHL) on Nov. 11, 1998. Made his NHL debut the following day vs. Toronto… Named NHL Rookie of the Month for April 1999 after posting eight points (5g-3a) and a +5 rating in five games… Notched four points (3g-1a), including his first career hat trick, on April 8, 1999 vs. the NY Rangers. One of three NHL rookies to notch a hat trick in 1998-99… His first NHL goal was the game-winner (and part of a two-goal night) on March 6, 1999 at San Jose… Led all AHL rookies in 1998-99 with 32 goals and 12 power-play goals and was named to the AHL All-Rookie Team… Named AHL Player of the Week twice in 1998-99… Played in the 1999 AHL All-Star Classic… Joined the IHL's Chicago Wolves for the 1999 playoffs and helped them advance to the conference finals.

AMATEUR: Had his number retired by Val-d-'Or (QMJHL) on Dec. 2, 2007… Played five seasons (1993-1998) with Val d-Or, notching 351 points (163g-188a) in 256 QMJHL games… Helped lead Val d'Or to the 1998 QMJHL Championship and finished second in the QMJHL in goals (57) in 1997-98… Won the 1998 Guy Lafleur Trophy as most valuable player of the QMJHL playoffs after posting 31 goals and 15 assists (31g-15a-46pts) in 19 playoff games… Named a 1996-97 QMJHL Second Team All-Star… Won the 1996 QMJHL Michael Bossy Trophy as best professional prospect… Played for Canada at the 1998 World Junior Championships in Finland.

BACKGROUND: Nickname "Jean" or "Dewie"… Active in a number of community-service initiatives… Favorites include Peter's Sushi (Nashville restaurant), tbs.com (website), Bell Centre in Montreal (arena to visit) and Italy (vacation destination)… If he could have met any historical figure, it would have been Ben Franklin… Wife – Kristin; Daughters – Ella, Ava and Laila… Has a dog named Jack.

TRANSACTIONS: Aug. 29, 2006 – Signed as a free agent by Nashville… **March 10, 2000** – Acquired by Buffalo with Doug Gilmour from Chicago for Michal Grosek… **May 30, 1998** – Acquired by Chicago with the New York Islanders' fifth-round choice in the 1998 Entry Draft (traded to Philadelphia; Philadelphia selected Francis Belanger) from the New York Islanders for Dmitri Nabokov… **June 22, 1996** – The New York Islanders' first selection, third overall (first round), in the 1996 Entry Draft.

71

CAREER HIGHLIGHTS

MOST GOALS, GAME:
3 - three times, last Nov. 12, 2001 at Florida

MOST ASSISTS, GAME:
3 - nine times, last March 3, 2009 vs. Edmonton

MOST POINTS, GAME:
4 - four times, last (1g-3a) Nov. 29, 2007 at Ottawa

MOST PIM, GAME:
4 - 13 times, last Feb. 22, 2007 vs. Montreal

MOST SHOTS, GAME:
9 - April 8, 1999 vs. N.Y. Rangers

LONGEST GOAL-SCORING STREAK:
6 - (6g) Dec. 29, 2007 - Jan. 8, 2008

LONGEST ASSIST STREAK:
5 - three times, last (9a) Feb. 21-March 3, 2009

LONGEST POINT-SCORING STREAK:
16 - (8g-14a) Dec. 29, 2007 - Jan. 31, 2008

CAREER HAT TRICKS:
3 - Nov. 12, 2001 at Florida, Dec. 12, 2000 at Boston & April 8, 1999 vs. N.Y. Rangers

CAREER PENALTY SHOTS:
2 - April 15, 2006 at Montreal (Aebischer): no goal & Feb. 19, 2007 vs. Phoenix (Joseph): goal

CAREER OVERTIME POINTS:
5 (2g-3a)

FIRST NHL GAME:
Nov. 12, 1998 vs. Toronto

FIRST NHL GOAL:
March 6, 1999 at San Jose (Steve Shields)

FIRST GAME AS A PREDATOR:
Oct. 5, 2006 vs. Chicago

FIRST GOAL AS A PREDATOR:
Oct. 5, 2006 vs. Chicago (Nikolai Khabibulin)

INTERNATIONAL RECORD

CANADA

Year	Event	GP	G	A	PTS	PIM
1998	WJC	7	0	0	0	0
2004	WC	9	0	1	1	0

CAREER RECORD

			Regular Season					Playoffs				
Season	Club	League	GP	G	A	PTS	PIM	GP	G	A	PTS	PIM
1994-95	Val-d'Or	QMJHL	48	5	14	19	24	--	--	--	--	--
1995-96	Val-d'Or	QMJHL	66	48	57	105	109	13	12	8	20	22
1996-97	Val-d'Or	QMJHL	62	44	64	108	86	13	9	7	16	12
1997-98	Val-d'Or	QMJHL	55	57	42	99	63	19	31	15	46	18
1998-99	**Chicago**	**NHL**	**25**	**9**	**6**	**15**	**10**	**--**	**--**	**--**	**--**	**--**
	Portland	AHL	50	32	14	46	39	--	--	--	--	--
	Chicago	IHL	--	--	--	--	--	10	4	1	5	6
1999-00	**Chicago**	**NHL**	**47**	**10**	**8**	**18**	**18**	**--**	**--**	**--**	**--**	**--**
	Cleveland	IHL	7	5	2	7	8	--	--	--	--	--
	Rochester	AHL	13	7	10	17	18	21	14	7	21	32
2000-01	**Buffalo**	**NHL**	**79**	**23**	**28**	**51**	**54**	**13**	**4**	**3**	**7**	**8**
2001-02	**Buffalo**	**NHL**	**76**	**23**	**21**	**44**	**42**	**--**	**--**	**--**	**--**	**--**
2002-03	**Buffalo**	**NHL**	**76**	**14**	**21**	**35**	**44**	**--**	**--**	**--**	**--**	**--**
2003-04	**Buffalo**	**NHL**	**77**	**22**	**31**	**53**	**40**	**--**	**--**	**--**	**--**	**--**
2004-05	SC Bern	Swiss	3	2	2	4	6	10	4	1	5	16
2005-06	**Buffalo**	**NHL**	**54**	**20**	**20**	**40**	**38**	**18**	**7**	**7**	**14**	**14**
2006-07	**Nashville**	**NHL**	**82**	**21**	**45**	**66**	**28**	**5**	**4**	**2**	**6**	**0**
2007-08	**Nashville**	**NHL**	**80**	**29**	**43**	**72**	**34**	**6**	**0**	**2**	**2**	**4**
2008-09	**Nashville**	**NHL**	**82**	**16**	**49**	**65**	**20**	**--**	**--**	**--**	**--**	**--**
	NHL TOTALS		**678**	**187**	**272**	**459**	**328**	**42**	**15**	**14**	**29**	**26**
	PREDATORS TOTALS		**244**	**66**	**137**	**203**	**82**	**11**	**4**	**4**	**8**	**4**

STATISTICAL BREAKDOWN

															SHOOTOUTS			
Year	Team	PP	SH	GW	S	%	+/-	TF	FW	F%	MIN	H	BS	S	G	S%	GDG
1998-99	CHI	0	0	2	42	21.4%	7	10	5	50.0%	14:14	22	8	--	--	--	--
1999-00	CHI	0	0	1	86	11.6%	-6	12	4	33.3%	12:54	49	7	--	--	--	--
2000-01	BUF	9	0	5	156	14.7%	1	3	1	33.3%	15:01	132	20	--	--	--	--
2001-02	BUF	7	0	3	154	14.9%	-10	4	2	50.0%	15:14	128	17	--	--	--	--
2002-03	BUF	2	0	2	135	10.4%	-14	15	3	20.0%	15:04	--	--	--	--	--	--
2003-04	BUF	10	0	1	156	14.1%	-9	32	14	43.8%	17:00	--	--	--	--	--	--
2005-06	BUF	9	0	4	116	17.2%	-1	9	1	11.1%	16:00	48	19	1	0	.000	0
2006-07	NSH	5	0	3	143	14.7%	14	6	1	16.7%	16:11	33	21	3	1	.000	1
2007-08	NSH	7	0	8	192	15.1%	5	13	3	23.1%	18:29	44	11	4	0	.000	0
2008-09	NSH	5	0	4	176	9.1%	1	6	3	50.0%	17:29	33	13	2	1	.500	0
TOTALS		**54**	**0**	**33**	**1356**	**13.8%**	**-12**	**110**	**37**	**33.6%**	**16:01**	**489**	**116**	**10**	**2**	**.200**	**1**



DAN ELLIS

DAN ELLIS
(DAN EH-lihs)
Goaltender
Catches: Left
Height: 6-0
Weight: 188 lbs
DOB: June 19, 1980
Orangeville, Ontario
Hometown:
Orangeville, Ontario

ACQUIRED
July 7, 2007 – Signed as a free agent by Nashville.

2008-09: Moved into third on the club's all-time shutout list with his ninth career whitewash on Feb. 6 at Minnesota… Posted a 1.98 goals-against average and a .937 save percentage in the month of December … Notched two shutouts in a five-game span from Nov. 25-Dec.13, first stopping 17 St. Louis shots (Nov. 25), then blanking Dallas on 27 attempts (Dec. 13)… Named the NHL's Third Star of the Week for the period ending Nov. 16 after going 3-0-0 at San Jose, Anaheim and Los Angeles Nov. 11-15. Stopped 119 of 126 shots during that span… Made a franchise-record 54 saves in a 4-3 overtime win at San Jose on Nov. 11… Started 19 of the team's first 21 games of the season.

2007-08: Led the NHL in save percentage (.924) in his first full season in the league… Tied for third in the NHL in shutouts (6)… Compiled an 11-3-3 record in one-goal games and an 18-1-0 record when receiving three or more goals in offensive support… Named the NHL's Second Star of the Week on March 30 after posting a 2-0-1 record with a 0.33 goals-against average, a .991 save percentage and two shutouts… Set a franchise record with a 233:48 shutout streak from the first period vs. Chicago on March 22 to overtime vs. Detroit on March 30. The streak ranked fifth-best in the NHL's modern era at the time. He stopped 147 shots during that span… Won his first seven career starts – six of which came as a Predator from Oct. 10-Dec. 1, 2007 – tied for third best in NHL history… Posted a shutout in his first start as a Predator, stopping 20 shots in a 3-0 victory over Atlanta on Oct. 25… Signed a two-year contract on June 23, 2008. **PLAYOFFS**: Led the league in save percentage (.938)… Played in all six games of the club's WCQ series vs. Detroit, his first six career postseason contests… Stopped 52-of-54 shots in Game Five, setting a franchise record for saves in a playoff game.

VERSUS THE NHL

	GP	W	L	O/T	SO	GA	GAA
ANA	2	1	1	0	0	8	3.97
ATL	2	1	1	0	1	3	2.54
BOS	0	0	0	0	0	0	0.00
BUF	1	0	0	0	0	3	7.20
CGY	5	1	3	0	0	12	3.10
CAR	1	1	0	0	0	2	2.03
CHI	7	2	2	1	0	15	2.42
COL	2	1	1	0	1	1	0.50
CBJ	5	3	1	1	2	6	1.25
DAL	7	4	3	0	2	14	2.11
DET	6	2	2	1	0	14	2.58
EDM	5	4	1	0	0	12	2.66
FLA	1	1	0	0	0	3	3.00
L.A	6	4	1	0	0	16	2.93
MIN	4	2	2	0	1	10	2.51
MTL	1	1	0	0	0	2	2.40
N.J	0	0	0	0	0	0	0.00
NYI	0	0	0	0	0	0	0.00
NYR	1	0	1	0	0	4	4.14
OTT	1	1	0	0	0	5	5.00
PHI	0	0	0	0	0	0	0.00
PHX	3	2	1	0	0	7	2.30
PIT	1	0	0	0	0	2	5.22
STL	6	2	1	1	1	11	2.34
S.J	3	1	2	0	0	9	3.00
T.B	2	0	1	1	0	6	2.98
TOR	0	0	0	0	0	0	0.00
VAN	5	1	4	0	1	13	3.20
WSH	3	0	1	2	0	8	3.38

• Appeared in one game with Dallas (vs. Los Angeles) during the 2003-04 season. The rest of his NHL career has been spent with Nashville.

CAREER NOTES: Played his third pro season in **2006-07** with Iowa (AHL) and ranked third in the AHL in minutes played (3,194) and fourth in wins (30)… Ranked 12th in the AHL with a .912 save percentage in **2005-06**… Earned the first win in Iowa Stars history, a 7-2 decision on Oct. 16, 2005 vs. San Antonio… **2003-04:** Made his NHL debut with Dallas on Feb. 18, 2004 at Los Angeles, stopping 25 of 28 shots in his first NHL win… Named the Most Valuable Player of the ECHL playoffs and the MVP of the Kelly Cup Finals after leading Idaho to a league championship in 2004 with a 13-3 record and a 1.86 GAA.

AMATEUR: Played three seasons at the University of Nebraska-Omaha (CCHA), and ranks among the school's leaders in games played (118), games started (117), wins (53), shutouts (7) and saves (3,125)… Named to the CCHA Second All-Star Team in 2001-02… Named the USHL Goaltender of the Year, Player of the Year and a First-Team All-Star after leading the USHL in wins (34), minutes played (3,274), shutouts (11) and GAA (2.25) with Omaha in 1999-00.

BACKGROUND: Nickname "Elly"… Does charity work for "Teen Ranch," a Christian hockey school near his hometown that was influential on his development as a player and a person… Lists Jesus as the historical figure he would have most liked to have met… Spends his summers in Omaha, Nebraska… Favorites include Boston (NHL city to visit), Turks and Caicos (vacation destination) and Coldplay and Dave Mathews Band (musicians)… Lists winning the ECHL's Kelly Cup in his first professional season as his most memorable hockey moment… Wife – Katie, Son – Kaden… Has a cat named "Ozzy."

TRANSACTIONS: July 7, 2007 – Signed as a free agent by Nashville… **June 24, 2000 –** Dallas' second choice, 60th overall (second round), in the 2000 NHL Entry Draft.

39

CAREER HIGHLIGHTS

LONGEST WIN STREAK:
6 - Oct. 25 - Dec. 1, 2007

LONGEST UNBEATEN STREAK:
6 - (6-0-0) Oct. 25 - Dec. 1, 2007

MOST SHOTS FACED, GAME:
57 - (54 saves) Nov. 11, 2008 at San Jose

FIRST NHL GAME:
Feb. 8, 2004 at Los Angeles

FIRST NHL WIN:
Feb. 8, 2004 at Los Angeles

FIRST NHL SHUTOUT:
Oct. 25, 2007 vs. Atlanta

FIRST GAME AS A PREDATOR:
Oct. 10, 2007 at St. Louis

FIRST SHUTOUT AS A PREDATOR:
Oct. 25, 2007 vs. Atlanta

			Regular Season								Playoffs						
Season	**Club**	**League**	**GP**	**W**	**L**	**O/T**	**Mins.**	**GA**	**SO**	**Avg.**	**GP**	**W**	**L**	**Mins.**	**GA**	**SO**	**Avg**
1999-00	Omaha	USHL	55	34	16	4	3274	123	11	2.25	4	1	3	238	10	0	2.52
2000-01	Nebraska-Omaha	CCHA	40	21	14	3	2285	95	2	2.49	--	--	--	--	--	--	--
2001-02	Nebraska-Omaha	CCHA	40	20	15	4	2405	97	3	2.42	--	--	--	--	--	--	--
2002-03	Nebraska-Omaha	CCHA	39	11	21	5	2211	117	3	3.18	--	--	--	--	--	--	--
2003-04	**Dallas**	**NHL**	**1**	**1**	**0**	**0**	**60**	**3**	**0**	**3.00**	--	--	--	--	--	--	--
	Utah	AHL	20	5	14	0	1130	55	2	2.92	--	--	--	--	--	--	--
	Idaho	ECHL	23	13	8	1	1334	57	2	2.56	16	13	3	966	30	3	1.86
2004-05	Hamilton	AHL	31	10	19	0	1774	82	1	2.77	--	--	--	--	--	--	--
2005-06	Iowa	AHL	34	16	13	1	1857	86	2	2.78	--	--	--	--	--	--	--
2006-07	Iowa	AHL	55	30	21	1	3194	148	4	2.78	12	6	6	679	35	0	3.09
2007-08	**Nashville**	**NHL**	**44**	**23**	**10**	**3**	**2229**	**87**	**6**	**2.34**	**6**	**2**	**4**	**357**	**15**	**0**	**2.52**
2008-09	**Nashville**	**NHL**	**35**	**11**	**19**	**4**	**1965**	**96**	**3**	**2.93**	--	--	--	--	--	--	--
	NHL TOTALS		**80**	**35**	**29**	**7**	**4254**	**186**	**9**	**2.62**	**6**	**2**	**4**	**357**	**15**	**0**	**2.52**
	PREDATORS TOTALS		**79**	**34**	**29**	**7**	**4194**	**183**	**9**	**2.62**	**6**	**2**	**4**	**357**	**15**	**0**	**2.52**

STATISTICAL BREAKDOWN

SHUTOUTS

No	Date	Saves	Score
1	10/25/07	20	Atlanta 0 at NASHVILLE 3
2	11/1/07	29	NASHVILLE 3 at Vancouver 0
3	12/31/07	22	NASHVILLE 1 at Dallas 0
4	1/22/08	38	NASHVILLE 4 at Colorado 0
5	3/25/08	36	Columbus 0 at NASHVILLE 1
6	3/28/08	43	NASHVILLE 2 at Columbus 0
7	11/25/08	17	ST. LOUIS 1 at Nashville 0 (SO)
8	12/13/08	27	Dallas 0 at NASHVILLE 3
9	2/6/09	22	NASHVILLE 2 at Minnesota 0

SHOOTOUTS

Year	G	A	PTS	PIM	SA	GA	SV%	W	L	SA	GA	SV%
2003-04	0	0	0	0	28	3	.893	--	--	--	--	--
2007-08	0	0	0	0	1147	87	.924	2	2	9	4	.556
2008-09	0	0	0	2	963	96	.900	1	3	11	6	.455
TOTALS	**0**	**0**	**0**	**2**	**2138**	**186**	**.913**	**3**	**5**	**20**	**10**	**.500**

MARTIN ERAT

MARTIN ERAT

(mahr-TIHN EE-rat)
Left Wing
Shoots: Left
Height: 6-0
Weight: 203 lbs
DOB: August 29, 1981
Trebic, Czech Republic
Hometown:
Trebic, Czech Republic

ACQUIRED

June 26, 1999 – Nashville's 12th selection, 191st overall (seventh round), in the 1999 Entry Draft.

VERSUS THE NHL

	GP	G	A	PTS	PIM
ANA	24	3	7	10	16
ATL	5	0	1	1	8
BOS	6	0	1	1	4
BUF	5	1	3	4	2
CGY	23	5	14	19	18
CAR	6	2	2	4	14
CHI	36	8	17	25	22
COL	21	3	7	10	14
CBJ	39	10	22	32	28
DAL	23	3	13	16	14
DET	37	9	14	23	30
EDM	22	9	4	13	14
FLA	7	2	2	4	4
L.A	25	4	14	18	10
MIN	23	8	9	17	14
MTL	6	0	1	1	2
NSH	--	--	--	--	--
N.J	8	3	4	7	2
NYI	6	2	3	5	4
NYR	7	1	1	2	4
OTT	5	1	5	6	4
PHI	5	3	2	5	0
PHX	25	8	10	18	16
PIT	6	5	1	6	2
STL	39	3	13	16	16
S.J	26	4	7	11	14
T.B	6	0	3	3	2
TOR	6	1	4	5	2
VAN	24	4	11	15	18
WSH	7	0	6	6	0

CAREER NOTES: Enters the 2009-10 season ranked second on both the franchise's all-time scoring list (303) and goals list (102), in addition to ranking third in assists (201).

2008-09: Posted his third straight 50-point season… Ranked third on the club in assists (33), and fourth in both points (50) and goals (tied, 17)… Registered 12 multi-point games, including one of just two four-point performances by a Predator on the season… His first of a career-high four assists on March 28 vs. L.A. was his 300th career point and his third assist was his 200th career assist. The third helper also moved him past Kimmo Timonen into second on the club's all-time scoring list (302). The performance also tied for the second-most assists in a game in franchise history… Became the second player to score 100 goals in a Predator uniform on March 5 vs. Columbus... Ranked third among Nashville forwards in average ice time (18:33)… Missed 11 games – including the final six of the season – due to injury.

2007-08: Established career highs in goals (23), game-winning goals (6) and tied a personal best in points (57)… Posted a career-high in shots (163)… Finished second on the team in both game-winning goals and game-deciding shootout tallies (2)… Ranked second on the club among forwards in average time on ice (18:39)… Tallied his first career hat trick, a natural hat trick, on March 4 at Edmonton. It was the franchise's second road hat trick… Named the NHL's Third Star of the Week on Nov. 19 after posting two-game winning goals and six points (3g-3a) in two games the week before… Played for the Czech Republic at the 2008 World Championships, and ranked fourth on the team in points (2g-4a)… Signed a seven-year contract extension (longest in club history) on May 12, 2008. **PLAYOFFS:** Appeared in all six of the club's postseason games and tied for the team lead in points (1g-3a)… Led all Nashville forwards in average time on ice (20:55)… Notched a point in each of the team's first three playoff games (1g-3a).

2006-07: Established career-highs in assists (41), points (57), and plus/minus rating (+13)… Tied a career-high in power-play goals (5)… Logged a career-high in average ice time (18:58), almost four minutes more per game than his previous high (15:00 in 2003-04)… Scored his first career shorthanded goal on Dec. 21 vs. Buffalo… Registered the 99th and 100th assists of his career in a 3-2 win at Calgary on Oct. 28… Missed 14 games due to injury, including the final 11 games of the season with a sprained knee. **PLAYOFFS:** Played in three of Nashville's five WCQ games vs. San Jose, missing the final two games due to injury.

2005-06: Notched a career-high in penalty minutes (76) and matched his career-high in games played (80)… Converted both of his shootout attempts and both of his tallies were game-deciding shootout goals, tying him for the team lead… Recorded his 100th career point with an assist on Nov. 23 at Columbus… Captured a bronze medal with the Czech Republic at the 2006 Winter Olympic Games and scored the game-winner in the Czechs' victory in the bronze-medal game… Won a silver medal with the Czech Republic at the 2006 World Championships. Finished second on the Czechs in scoring (9gp, 3g-5a-8pts) and was selected as one of the team's top three players in the tournament coaches poll. **PLAYOFFS:** Appeared in all five of the Predators' 2006 postseason games and ranked second among team forwards in average time on ice (19:30)… Scored his first career NHL playoff goal in Game One (April 21) of the club's WCQ series vs. San Jose.

2004-05: Finished third on HC Hame Zlin and tied for eighth in the Czech Republic Extraleague in scoring with 43 points (20g-23a)… Led Zlin and finished fifth in the Czech Republic with 129 penalty minutes… Finished second on his team and tied for 11th in the league in goals… Ranked second on Zlin in assists and tied for 14th in the league… Helped Zlin advance to the Czech league finals and tied for the league playoff lead with seven goals.

2003-04: Ranked second on the club with +10 rating and ranked third in assists (33) and points (49)… Nashville went 13-1-2-0 in games in which he scored a goal… Missed one game due to injury. **PLAYOFFS:** Appeared in all six Nashville playoff games, recording one assist.

2002-03: Opened the season with Nashville and was reassigned to Milwaukee (AHL) on Dec. 13… Recalled by Nashville from Jan. 16-23… Led Milwaukee in playoff goals (5) and points (9).

2001-02: Set Nashville rookie records for games played (80) and assists (23)… Ranked among league rookie leaders in several offensive categories: assists (tied for second), power-play assists (tied for fourth with 8), shooting percentage (fifth with 10.7), points (sixth), power-play points (seventh with 10), game-winning goals (tied for seventh with 2), goals (tied for 14th with 9) and shots (15th with 84)… Posted a five-game point-scoring streak (2g-3a) from Jan. 6-14 which tied for the third-longest streak notched by an NHL rookie… Became the first member of Nashville's 1999 draft class to appear in an NHL game.

AMATEUR: Won the WHL Championship and the Memorial Cup with Red Deer and the gold medal with the Czech Republic at the World Junior Championships in 2001… Finished second on Red Deer in assists (59) and tied for third in points (82) in 2000-01… Led the WHL in goals (15) and points (36) and tied for first in assists (21) in the 2001 playoffs… Tied for second in goals (27) on the 1999-00 Saskatoon Blades… Led the Blades in playoff scoring (4g-8a-12pts) in 2000… Selected by Saskatoon in the first round, sixth overall, in the 1999 CHL Import Draft… Split the 1998-99 season with Zlin's (Czech Rep.) junior and senior teams.

BACKGROUND: Changed his sweater number from No. 19 to No. 10 prior to the start of the 2003-04 season… Enjoys playing soccer and tennis… Spends his summers in Trebic, Czech Republic… Favorites include: *Everybody Loves Raymond* (TV show), Nirvana (band/musician), Helena Ruzickova (actress), chicken and pasta (food) and Spain (vacation spot)… If he didn't play hockey, he would play professional soccer… Winning a medal in the 2006 Winter Olympics is his favorite hockey memory… The younger of two brothers… Nickname "Marty"… Has a black lab named Max.

TRANSACTIONS: June 26, 1999 – Nashville's 12th selection, 191st overall (seventh round), in the 1999 Entry Draft.



10

CAREER HIGHLIGHTS

MOST GOALS, GAME:
3 - March 4, 2008 at Edmonton

MOST ASSISTS, GAME:
4 - March 28, 2009 vs. Los Angeles

MOST POINTS, GAME:
4- twice, last (4a) March 28, 2009 vs. Los Angeles

MOST PIM, GAME:
8 - Jan. 17, 2008 vs. Anaheim

MOST SHOTS, GAME:
9 - Feb. 26, 2009 vs. Phoenix

LONGEST GOAL-SCORING STREAK:
4 - (4g) Nov. 2-10, 2005

LONGEST ASSIST STREAK:
5 - (5a) Nov. 2-10, 2002

LONGEST POINT-SCORING STREAK:
6 - twice, last (4g-5a) Jan. 18-Feb. 1, 2007

CAREER HAT TRICKS:
1 - March 4, 2008 at Edmonton

CAREER PENALTY SHOTS:
1 - Feb. 28, 2007 at San Jose (Nabokov): no goal

CAREER OVERTIME POINTS:
2 (1g-1a)

FIRST NHL GAME:
Oct. 5, 2001 at Dallas

FIRST NHL GOAL:
Oct. 30, 2001 vs. Minnesota (Dwayne Roloson)

FIRST GAME AS A PREDATOR:
Oct. 5, 2001 at Dallas

FIRST GOAL AS A PREDATOR:
Oct. 30, 2001 vs. Minnesota (Dwayne Roloson)

INTERNATIONAL RECORD

CZECH REPUBLIC

Year	Event	GP	G	A	PTS	PIM
2001	WJC	7	2	1	3	16
2006	Olympics	8	1	1	2	4
	WC	7	3	5	8	4
2008	WC	7	2	4	6	14

CAREER RECORD

			Regular Season					Playoffs				
Season	Club	League	GP	G	A	PTS	PIM	GP	G	A	PTS	PIM
1999-00	Saskatoon	WHL	66	27	26	53	82	11	4	8	12	16
2000-01	Saskatoon	WHL	31	19	35	54	48	--	--	--	--	--
	Red Deer	WHL	17	4	24	28	24	22	15	21	36	32
2001-02	**Nashville**	**NHL**	**80**	**9**	**24**	**33**	**32**	--	--	--	--	--
2002-03	**Nashville**	**NHL**	**27**	**1**	**7**	**8**	**14**	--	--	--	--	--
	Milwaukee	AHL	45	10	22	32	41	6	5	4	9	4
2003-04	**Nashville**	**NHL**	**76**	**16**	**33**	**49**	**38**	**6**	**0**	**1**	**1**	**6**
2004-05	HC Hame Zlin	CzRep	48	20	23	43	129	16	7	5	12	12
2005-06	**Nashville**	**NHL**	**80**	**20**	**29**	**49**	**76**	**5**	**1**	**1**	**2**	**6**
2006-07	**Nashville**	**NHL**	**68**	**16**	**41**	**57**	**50**	**3**	**0**	**1**	**1**	**0**
2007-08	**Nashville**	**NHL**	**76**	**23**	**34**	**57**	**40**	**6**	**1**	**3**	**4**	**8**
2008-09	**Nashville**	**NHL**	**71**	**17**	**33**	**50**	**48**	--	--	--	--	--
	NHL/PREDATORS TOTALS		**478**	**102**	**201**	**303**	**298**	**20**	**2**	**6**	**8**	**20**

STATISTICAL BREAKDOWN

														SHOOTOUTS			
Year	Team	PP	SH	GW	S	%	+/-	TF	FW	F%	MIN	H	BS	S	G	S%	GDG
2001-02	NSH	2	0	2	84	10.7%	-11	3	2	66.7%	13:10	61	11	--	--	--	--
2002-03	NSH	1	0	0	39	2.6%	-9	1	0	0.0%	12:47	--	--	--	--	--	--
2003-04	NSH	4	0	2	137	11.7%	10	31	9	29.0%	15:00	--	--	--	--	--	--
2005-06	NSH	5	0	1	143	14.0%	0	25	4	16.0%	14:44	25	18	2	2	1.000	2
2006-07	NSH	5	1	3	132	12.1%	13	43	19	44.2%	18:58	40	18	7	1	.143	1
2007-08	NSH	4	0	6	163	14.1%	-3	41	15	36.6%	18:39	49	16	5	2	.400	2
2008-09	NSH	3	0	3	149	11.4%	-7	38	11	28.9%	18:33	36	17	5	2	.400	1
TOTALS		**24**	**1**	**17**	**847**	**12.0%**	**-7**	**182**	**60**	**33.0%**	**16:12**	**211**	**80**	**19**	**7**	**.368**	**6**



MARCEL GOC

MARCEL GOC
(MAHR-sehl GAWCH)
Center
Shoots: Left
Height: 6-1
Weight: 200 lbs
DOB: August 24, 1983
Calw, Germany
Hometown:
Calw, Germany

ACQUIRED
August 21, 2009 – Signed as a free agent by Nashville

VERSUS THE NHL

	GP	G	A	PTS	PIM
ANA	27	2	3	5	2
ATL	2	0	0	0	0
BOS	3	0	0	0	0
BUF	1	0	0	0	4
CGY	12	2	1	3	2
CAR	3	0	0	0	0
CHI	13	1	3	4	2
COL	10	1	2	3	0
CBJ	16	2	1	3	2
DAL	26	1	3	4	10
DET	12	1	1	2	6
EDM	14	1	0	1	2
FLA	3	0	0	0	0
L.A	21	1	3	4	4
MIN	12	1	2	3	8
MTL	2	0	0	0	0
NSH	13	2	1	3	4
N.J	2	0	0	0	0
NYI	3	1	1	2	0
NYR	3	0	0	0	0
OTT	2	0	0	0	0
PHI	4	0	3	3	2
PHX	21	1	2	3	10
PIT	2	0	0	0	0
STL	13	0	3	3	4
S.J	0	0	0	0	0
T.B	4	1	1	2	2
TOR	3	0	0	0	6
VAN	15	2	3	5	6
WSH	3	0	1	1	0

2008-09: Led San Jose, and ranked fifth in the League in face-off winning percentage (58.2%) among those taking at least 500 draws… Posted career highs in shots (104), average ice time (13:55) and hits (83)… Scored his first game-winning goal since April 5, 2006 on Oct. 25, 2008 at Tampa Bay… Missed 27 games due to injury. **PLAYOFFS:** Appeared in all six of the Sharks WCQ contests vs. Anaheim.

CAREER NOTES: Appeared in his 200th career NHL game on March 3, 2008 vs. Montreal… Played in four of San Jose's 13 2008 Playoff contests… Represented Germany at the 2008 World Championships at the conclusion of the **2007-08** season… Led the **2006-07** Sharks, and ranked 12th in the league in face-off efficiency (55.2%) among players taking at least 600 draws… Ranked second on the Sharks in takeaways (37) and third among S.J. forwards in blocked shots (37) in 2006-07… Posted a career high in penalty minutes (24) in 2006-07… Ranked third in the 2007 NHL Playoffs in face-off winning percentage (58.5%) among those taking at least 100 draws… Also ranked second among Shark forwards in blocked shots (9) while appearing in all 11 of the club's playoff games… Posted career highs in goals (8), assists (14) and points (22) during his rookie season in **2005-06**… Also notched career highs in games played (81), power-play goals (2), game-winning goals (2) and face-offs won/taken (387/808) with San Jose in 2005-06… Ranked third among Shark forwards in blocked shots in 2005-06… Notched his first two NHL assists on Oct. 7, 2005 at Chicago… Appeared in all 11 of San Jose's 2006 Playoff contests, notching three assists… Played in all five of Germany's games at the 2006 Torino Olympics, posting one goal… Ranked second on the **2004-05** Cleveland Barons (AHL) in points (50) and assists (34)… Also led the Barons in power-play assists (16), and ranked fourth on the club in goals (16)… Represented Germany at the 2005 World Championships… Represented Germany at the 2004 World Cup of Hockey… Tied for 16th among AHL rookies in points (37) in **2003-04**… Tied for the league lead among rookies in game-winning goals with the Barons in 2003-04… Saw his first NHL action with San Jose during the 2004 NHL Playoffs, notching points in his first two games – an assist on the series-clinching goal during the WCQ vs. St. Louis (Game Five), and the series-clinching goal of the WCS vs. Colorado (Game Six).

AMATEUR: Highest German ever selected in the NHL Draft (20th overall in 2001)… Has played 67 career games for Germany during 13 international competitions, amassing 28 points (14g-14a)… Helped Mannheim (Germany) to a German Cup title in 2002-03… Played in the 2002 German League All-Star Game… Tied for the German team lead in goals (4), and ranked second in points (6), at the 2002 Division-1 World Junior Championships, helping his country earn a berth in follow year's World Junior Championships… Named to the 2002 German Olympic team, but did not appear in a game… Led Schwennigen (Germany) in assists (28), and ranked third on the club in points (41) in 2000-01… Led Germany in points (6) and assists (4) at the 2001 Under-18 World Championships.

BACKGROUND: Nickname "Gocher"… Favorites include The *Shawshank Redemption* (movie), Jennifer Aniston (actress), Spaetzle and gravy and Schnitzel (foods) and Tiger Woods (athlete)… He and his brothers, Sascha and Nikolai, have their own website – goc-online.com… If he didn't play hockey, he would be a soccer player.

TRANSACTIONS: August 21, 2009 – Signed as a free agent by Nashville… **June 23, 2001** – San Jose's first selection, 20th overall (first round), in the 2001 Entry Draft.

9

INTERNATIONAL RECORD

GERMANY

Year	Event	GP	G	A	PTS	PIM
2000	U-18 WC	6	2	1	3	10
2000	WJC-B	5	1	1	2	2
2001	U-18 WC	6	2	4	6	0
2001	D1 WJC	5	0	1	1	2
2001	Oly. Qual.	3	0	0	0	0
2001	WC	7	0	0	0	2
2002	D1 WJC	5	4	2	6	2
2003	WJC	6	1	2	3	2
2003	WC	7	1	2	3	0
2004	World Cup	3	0	1	1	2
2005	WC	6	2	0	2	0
2006	Olympics	5	1	0	1	0
2008	WC	3	0	0	0	0

CAREER HIGHLIGHTS

MOST GOALS, GAME:
1 - 20 times, last Jan. 29, 2009 vs. Phoenix

MOST ASSISTS, GAME:
2 - four times, last Oct. 21, 2008 at Philadelphia

MOST POINTS, GAME:
2 - four times, last (2a) Oct. 21, 2008 at Philadelphia

MOST PIM, GAME:
4 - five times, last Dec. 2, 2008 vs. Toronto

MOST SHOTS, GAME:
6 - twice, last Dec. 11, 2008 vs. Anaheim

LONGEST GOAL-SCORING STREAK:
3 - (3g) Nov. 2–Nov. 5, 2005

LONGEST ASSIST STREAK:
2 - three times, last (2a) Dec. 11-13, 2008

LONGEST POINT-SCORING STREAK:
3 - twice, last (2g-1a) Nov. 23-26, 2005

CAREER HAT TRICKS:
None

CAREER PENALTY SHOTS:
1 - Oct. 26, 2005 at Dallas (Turco): no goal

CAREER OVERTIME POINTS:
1 (1g)

FIRST NHL GAME:
Oct. 5, 2005 at Nashville

FIRST NHL GOAL:
Oct. 26, 2005 at Dallas (Marty Turco)

FIRST GAME AS A PREDATOR:
None

FIRST GOAL AS A PREDATOR:
None

CAREER RECORD

			Regular Season					Playoffs				
Season	Club	League	GP	G	A	PTS	PIM	GP	G	A	PTS	PIM
1998-99	Schwenningen Jr.	Germany-Jr.	12	23	10	33	12	--	--	--	--	--
1999-00	Schwenningen	Germany	51	0	3	3	4	11	1	1	2	2
2000-01	Schwenningen	Germany	58	13	28	41	12	--	--	--	--	--
2001-02	Schwenningen	Germany	45	8	9	17	24	--	--	--	--	--
	Mannheim	Germany	8	0	2	2	0	--	--	--	--	--
2002-03	Mannheim	Germany	36	6	14	20	16	8	1	2	3	0
2003-04	Cleveland	AHL	78	16	21	37	24	--	--	--	--	--
	San Jose	**NHL**	**--**	**--**	**--**	**--**	**--**	**5**	**1**	**1**	**2**	**0**
2004-05	Cleveland	AHL	76	16	34	50	28	--	--	--	--	--
2005-06	**San Jose**	**NHL**	**81**	**8**	**14**	**22**	**22**	**11**	**0**	**3**	**3**	**0**
2006-07	**San Jose**	**NHL**	**78**	**5**	**8**	**13**	**24**	**11**	**2**	**1**	**3**	**4**
2007-08	**San Jose**	**NHL**	**51**	**5**	**3**	**8**	**12**	**4**	**0**	**0**	**0**	**2**
2008-09	**San Jose**	**NHL**	**55**	**2**	**9**	**11**	**18**	**6**	**0**	**0**	**0**	**2**
	NHL TOTALS		**265**	**20**	**34**	**54**	**76**	**37**	**3**	**5**	**8**	**8**

STATISTICAL BREAKDOWN

														SHOOTOUTS			
Year	Team	PP	SH	GW	S	%	+/-	TF	FW	F%	MIN	H	BS	S	G	S%	GDG
2005-06	S.J	2	0	2	96	8.3%	-7	808	387	47.9%	11:42	42	35	0	0	.000	0
2006-07	S.J	0	1	0	96	5.2%	-2	659	364	55.2%	12:01	81	37	0	0	.000	0
2007-08	S.J	0	0	0	87	5.7%	-15	208	107	51.4%	10:41	45	16	0	0	.000	0
2008-09	S.J	0	0	1	104	1.9%	-6	570	332	58.2%	13:55	83	17	0	0	.000	0
TOTALS		**2**	**1**	**3**	**383**	**5.2%**	**-30**	**2245**	**1190**	**53.0%**	**12:03**	**251**	**105**	**0**	**0**	**.000**	**0**



BEN GUITE

BEN GUITE
(BEHN GEE-tay)
Left Wing
Shoots: Right
Height: 6-1
Weight: 211 lbs
DOB: July 17, 1978
Montreal, Quebec
Hometown:
Montreal, Quebec

ACQUIRED
July 14, 2009 – Signed as a free agent by Nashville.

VERSUS THE NHL

	GP	G	A	PTS	PIM
ANA	8	0	0	0	19
ATL	4	0	0	0	8
BOS	2	0	0	0	0
BUF	2	0	0	0	2
CGY	16	3	2	5	6
CAR	2	0	0	0	2
CHI	7	2	3	5	6
COL	0	0	0	0	0
CBJ	5	2	1	3	2
DAL	6	0	1	1	2
DET	11	2	1	3	10
EDM	16	1	6	7	6
FLA	3	0	1	1	2
L.A	6	1	2	3	4
MIN	17	0	3	3	6
MTL	1	0	0	0	0
NSH	8	0	0	0	2
N.J	2	0	0	0	0
NYI	1	0	0	0	0
NYR	2	0	0	0	0
OTT	2	0	1	1	0
PHI	1	0	0	0	2
PHX	11	1	1	2	4
PIT	1	1	1	2	0
STL	6	3	0	3	4
S.J	9	1	0	1	0
T.B	2	0	0	0	0
TOR	0	0	0	0	0
VAN	16	2	3	5	6
WSH	2	0	0	0	0

2008-09: Paced all Colorado skaters in plus/minus rating (+2)... Ranked second among Avalanche forwards in average shorthanded ice time (2:21)... Ranked second on Colorado in face-off efficiency among those taking at least 500 draws (51.5%)... Scored all five of his goals on the road... Missed 18 games due to injury.

CAREER NOTES: Posted career highs in goals (11), assists (11), points (22) and games played (79) with Colorado in **2007-08**... Led Colorado forwards in hits (115) and blocked shots (66) in 2007-08. Also tied for sixth among all NHL forwards in blocked shots... Scored his first career playoff goal while shorthanded in Game Six of the 2008 Western Conference Quarterfinals... Scored in his 100th career NHL contest vs. Edmonton on Feb. 24, 2008... Split the **2006-07** season between Colorado and Albany (AHL)... Ranked second on the 2006-07 Avalanche in shorthanded points (1g-1a)... Ranked third on Colorado in face-off efficiency (49.5%) in 2006-07... Was third on the River Rats with 29 points (10g-19a) in 36 games at the time of his final recall to Colorado... Ranked fourth on the **2005-06** Providence Bruins (AHL) in both goals (22) and points (52)... Signed an AHL contract with Providence prior to the **2004-05** season, and helped it advance to the Eastern Conference Finals... Played a team-high 79 games with Bridgeport in **2003-04** after signing an AHL contract with the Sound Tigers on Oct. 13, 2003... Split the **2001-02** season between Bridgeport and Cincinnati (AHL)... Spent his first professional season with the Tallahassee Tiger Sharks (ECHL) in **2000-01**.

AMATEUR: Played four seasons at the University of Maine, amassing 96 points (47g-49a) in 146 games from 1996-2000... The 1999 and 2000 Richard Britt Coaches' Perseverance Award winner... Led UM in goals (22) and ranked third on the club in points (36) in 1999-2000... Helped the Black Bears win the 1999 NCAA National Championship as a junior... Scored the opening goal of the 1999 title game, a 3-2 victory for Maine over New Hampshire.

BACKGROUND: Nickname "Benny" or "Geets"... Spends his offseason in Denver, Colo... Favorites include France (vacation destination), ribs (food), youtube.com (website), Garth Brooks (musician) and Montreal (NHL city to visit)... Lists New Jersey's Jay Leach as his best friend in the NHL... His father, Pierre, was selected 26th overall (second round) by Detroit in the 1972 Entry Draft. He played 377 games in the World Hockey Association from 1972-79, amassing 197 points (92g-105a) and 585 penalty minutes... Wife – Kristen.

TRANSACTIONS: July 14, 2009 – Signed as a free agent by Nashville... **July 12, 2006** – Signed as a free agent by Colorado... **August 15, 2005** – Signed as a free agent by Boston... **September 16, 2003** – Signed as a free agent the N.Y. Rangers... **March 19, 2002** – Traded by the N.Y. Islanders, along with Bjorn Mellin, to Anaheim for Dave Roche... **August 1, 2001** – Signed as a free agent by N.Y. Islanders... **June 21, 1997** – Montreal's eighth selection (172nd overall, seventh round) in the 1997 Entry Draft.

24

CAREER HIGHLIGHTS

MOST GOALS, GAME:
2 - Feb. 2, 2008 at St .Louis

MOST ASSISTS, GAME:
2 - twice, last Oct. 23, 2008 vs. Edmonton

MOST POINTS, GAME:
2 - six times, last (1g-1a) Feb. 15, 2009 at Detroit

MOST PIM, GAME:
15 - Feb. 12, 2008 vs. Anaheim

MOST SHOTS, GAME:
5 - three times, last Jan. 5, 2008 vs. N.Y. Islanders

LONGEST GOAL-SCORING STREAK:
None

LONGEST ASSIST STREAK:
3 - (4a) Feb. 24-March 1, 2007

LONGEST POINT-SCORING STREAK:
3 - (4a) Feb. 24-March 1, 2007

CAREER HAT TRICKS:
None

CAREER PENALTY SHOTS:
None

CAREER OVERTIME POINTS:
None

FIRST NHL GAME:
Jan. 30, 2006 at Ottawa

FIRST NHL GOAL:
Jan. 9, 2007 vs. Detroit (Dominik Hasek)

FIRST GAME AS A PREDATOR:
None

FIRST GOAL AS A PREDATOR:
None

CAREER RECORD

			Regular Season					Playoffs				
Season	**Club**	**League**	**GP**	**G**	**A**	**PTS**	**PIM**	**GP**	**G**	**A**	**PTS**	**PIM**
1996-97	U. of Maine	H-East	34	7	7	14	21	--	--	--	--	--
1997-98	U. of Maine	H-East	32	6	12	18	20	--	--	--	--	--
1998-99	U. of Maine	H-East	40	12	16	28	30	--	--	--	--	--
1999-00	U. of Maine	H-East	40	22	14	36	36	--	--	--	--	--
2000-01	Tallahassee	ECHL	68	11	18	29	34	--	--	--	--	--
2001-02	Bridgeport	AHL	68	12	18	30	39	--	--	--	--	--
	Cincinnati	AHL	10	2	5	7	4	3	0	0	0	2
2002-03	Cincinnati	AHL	80	13	16	29	44	--	--	--	--	--
2003-04	Bridgeport	AHL	79	6	18	24	73	7	0	0	0	6
2004-05	Providence	AHL	77	9	15	24	69	17	3	4	7	34
2005-06	Providence	AHL	73	22	31	53	87	6	1	3	4	14
	Boston	**NHL**	**1**	**0**	**0**	**0**	**0**	**--**	**--**	**--**	**--**	**--**
2006-07	**Colorado**	**NHL**	**39**	**3**	**8**	**11**	**16**	**--**	**--**	**--**	**--**	**--**
	Albany	AHL	36	10	19	29	22	--	--	--	--	--
2007-08	**Colorado**	**NHL**	**79**	**11**	**11**	**22**	**47**	**10**	**1**	**0**	**1**	**14**
2008-09	**Colorado**	**NHL**	**50**	**5**	**7**	**12**	**30**	**--**	**--**	**--**	**--**	**--**
	NHL/PREDATORS TOTALS		**169**	**19**	**26**	**45**	**93**	**10**	**1**	**0**	**1**	**14**

STATISTICAL BREAKDOWN

														SHOOTOUTS			
Year	**Team**	**PP**	**SH**	**GW**	**S**	**%**	**+/-**	**TF**	**FW**	**F%**	**MIN**	**H**	**BS**	**S**	**G**	**S%**	**GDG**
2005-06	BOS	0	0	1	2	0.0%	0	11	2	18.2%	8:53	1	1	0	0	.000	0
2006-07	COL	0	1	3	63	4.8%	-4	388	192	49.5%	12:16	57	45	0	0	.000	0
2007-08	COL	0	0	6	103	10.7%	1	805	386	48.0%	13:04	115	66	0	0	.000	0
2008-09	COL	0	0	3	63	7.9%	2	555	286	51.5%	12:43	88	32	0	0	.000	0
TOTALS		**0**	**1**	**4**	**231**	**8.2%**	**-1**	**1759**	**866**	**49.2%**	**12:45**	**261**	**144**	**0**	**0**	**.000**	**0**



DAN HAMHUIS

DAN HAMHUIS
(DAN HAM-yoos)
Defense
Shoots: Left
Height: 6-1
Weight: 203 lbs
DOB: December 13, 1982
Smithers, British Columbia
Hometown:
Smithers, British Columbia

ACQUIRED
June 23, 2001 – Nashville's first choice, 12th overall (first round), in the 2001 NHL Entry Draft.

VERSUS THE NHL

	GP	G	A	PTS	PIM
ANA	20	2	7	9	14
ATL	5	2	1	3	8
BOS	5	0	1	1	2
BUF	4	0	2	2	8
CGY	20	0	7	7	10
CAR	4	0	0	0	2
CHI	36	2	14	16	58
COL	20	1	5	6	10
CBJ	35	3	11	14	28
DAL	20	1	5	6	26
DET	36	3	7	10	26
EDM	20	0	3	3	14
FLA	5	0	2	2	0
L.A	19	1	2	3	16
MIN	20	4	7	11	14
MTL	4	0	3	3	4
NSH	--	--	--	--	--
N.J	4	0	0	0	4
NYI	4	0	0	0	2
NYR	4	0	0	0	4
OTT	4	1	0	1	0
PHI	4	0	1	1	4
PHX	19	1	6	7	10
PIT	5	1	5	6	2
STL	36	4	7	11	18
S.J	20	0	5	5	10
T.B	4	0	0	0	2
TOR	3	0	0	0	2
VAN	20	1	8	9	24
WSH	5	0	1	1	4

2008-09: One of five Predators to play in all 82 games… Has missed just five games during his five-season career… Ranked third on the club in average ice time with a career high (22:50)… Ranked third among club blueliners in points (3g-23a-26pts)… Tied a career high for shots on goal (135)… First on the team, and second among NHL defensemen in takeaways (63)… Ranked second on the club in both average shorthanded time on ice (3:41) and blocked shots with a career high (113)… Posted more than 100 hits and 100 blocked shots for the second time in his career… One of just five NHL defensemen to score a power-play goal, a shorthanded goal and a game-winning goal… The Predators are 7-0-0 the past two seasons when he scores a goal… Played in his 400th career NHL game on March 31 at Columbus, becoming the fourth Nashville draft pick to reach the mark in a Predators uniform… Scored his first career overtime goal on Nov. 14 at Anaheim… Earned a silver medal with Team Canada at the 2009 World Championships in Switzerland, posting four points (2g-2a) in nine games… Ranked second on Canada in average ice time (22:59)… Tied for sixth in the tourney in plus/minus rating (+7).

2007-08: Led the club in average time on ice (22:43), and hits with a personal-best (162)… Finished third in points among Nashville defensemen (4g-23a-27pts)… Notched a point in each of the club's first five games of the season, a career-high point streak (1g-5a)… Notched his 100th career point (goal) on Jan. 5 vs. Minnesota… Earned a silver medal with Canada at the 2008 World Championships in Quebec City. **PLAYOFFS:** Appeared in all six of the club's postseason games, and is the only player to appear in all 22 of the franchise's playoff contests… Paced the club in average time on ice (22:47)… Registered his first career playoff goal on the power play in Game Four of the club's WCQ series vs. Detroit.

2006-07: Led Nashville in shorthanded time on ice per game (4:20) and ranked second on the team in overall time on ice per game (21:20)… Ranked second on the club in hits (121) and third in blocked shots (85)… Signed a four-year contract with Nashville on Sept. 21, 2006… Won a gold medal with Canada at the 2007 World Championships in Russia. **PLAYOFFS:** Played in all five of Nashville's WCQ games vs. San Jose.

2005-06: Posted career-highs in assists (31), points (7g-31a-38pts) and penalty minutes (70) and matched his career-high in goals… One of two Predators to play in all 82 games… Led the Predators in average time on ice (22:33) and ranked second on the team with a career-high +11 rating… Ranked second on the club in hits (114) and blocked shots (100)… Scored his first career shorthanded goal on March 14 vs. Vancouver… Played for Canada at the 2006 World Championships and led team backliners in scoring (1g-4a). **PLAYOFFS:** Ranked third on the club in average ice time (19:41).

2004-05: Named a Second Team AHL All-Star… Ranked second among AHL defensemen in scoring with 51 points (13g-38a) and tied for third among AHL blueliners in power-play goals (8)… Led Milwaukee defensemen and ranked second overall on the Admirals in points and assists… Was named to the Team Canada roster for the 2005 Dodge All-Star Classic, and registered an assist in the 5-4 PlanetUSA win.

2003-04: Tied a franchise rookie record by appearing in 80 games… Finished second on the club and second among NHL rookies in average ice time (22:08)… Tied for second on Nashville and tied for second among league rookies in game-winning goals (4)… Tied for second among NHL rookie defensemen in assists (19) and tied for third in points (7g-19a-26pts)… Became one of two Predators to ever record a five-point game… Set a franchise single-game record for points by a rookie when he notched five points (1g-4a) on March 4 at Pittsburgh. Also set franchise rookie mark for assists in a game and matched the franchise-high for most points in a single game… The youngest defenseman to score five (or more) points in a game since Brian Leetch (NY Rangers) posted five points on Feb. 17, 1989… Notched a +3 rating in the NHL YoungStars Game on Feb. 7. **PLAYOFFS:** Tied for second on the team in assists (2) and ranked third in average ice time (20:29)… Posted a two-assist game in Game Four of the WCQ vs. Detroit.

CAREER NOTES/AMATEUR: Led Milwaukee (AHL) defensemen in scoring (6g-21a-27pts) and assists in his first pro season (**2002-03**)… Named the 2001-02 Canadian Hockey League Defenseman of the Year and a First-Team CHL All-Star… Named the 2001-02 WHL Player of the Year, Defenseman of the Year and a WHL Western Conference First-Team All-Star. The first player to win the WHL's Player of the Year and Defenseman of the Year honors in the same season since 1977… Also named Prince George's MVP and Defensive Player of the Year in 2001-02… Finished fourth among WHL defensemen in scoring in 2001-02 with 60 points (10g-50a)… Won a silver medal with Canada at the 2002 World Junior Championships and tied for fourth in the tournament with a +8 rating… Named to the WHL West First All-Star Team after ranking eighth among WHL defensemen in points (13g-47a-60pts) in 2000-01… Won a bronze medal with Canada at the 2001 World Junior Championships in Russia… Captained Team Orr at the 2001 CHL/NHL Top Prospects Game… Played for the WHL Western Conference All-Star Team in the 2001 CHL All-Star Cup series… Named Prince George's Most Dedicated Player in 2000-01… Named the Cougars' Scholastic Player of the Year in 1998-99 and 1999-00 and was a co-winner in 2000-01… Named Prince George's Rookie of the Year in 1998-99.

BACKGROUND: Nickname: "Hammer"… An avid outdoorsman who enjoys hiking, biking and camping… Works extensively with St. Luke's Community House, a Nashville non-profit organization. He and his wife Sarah volunteer on-site, purchase and donate tickets and make a monetary donation to the organization based on his statistics… Also active at Nashville's Ronald McDonald House… Would like to work in wilderness search and rescue when his hockey career is finished… Favorites include Café Margot (Nashville Restaurant) and Google Earth (website)… Wife – Sarah; Daughter – Anna.

TRANSACTIONS: June 23, 2001 – Nashville's first choice, 12th overall (first round), in the 2001 NHL Entry Draft.

2

CAREER HIGHLIGHTS

MOST GOALS, GAME:
1 - 27 times, last Feb. 12, 2009 vs. St. Louis

MOST ASSISTS, GAME:
4 - March 4, 2004 at Pittsburgh

MOST POINTS, GAME:
5 - (1g-4a) March 4, 2004 at Pittsburgh

MOST PIM, GAME:
17 - Jan. 26, 2007 at Chicago

MOST SHOTS, GAME:
7 - Dec. 13, 2005 at Florida

LONGEST GOAL-SCORING STREAK:
2 - (2g) April 3-5, 2006

LONGEST ASSIST STREAK:
4 - (5a) Oct. 6-13, 2007

LONGEST POINT-SCORING STREAK:
5 - (1g-5a) Oct. 4-13, 2007

CAREER HAT TRICKS:
None

CAREER PENALTY SHOTS:
None

CAREER OVERTIME POINTS:
3 (1g-2a)

FIRST NHL GAME:
Oct. 9, 2003 vs. Anaheim

FIRST NHL GOAL:
Oct. 16, 2003 vs. St. Louis (Chris Osgood)

FIRST GAME AS A PREDATOR:
Oct. 9, 2003 vs. Anaheim

FIRST GOAL AS A PREDATOR:
Oct. 16, 2003 vs. St. Louis (Chris Osgood)

INTERNATIONAL RECORD

CANADA

Year	Event	GP	G	A	PTS	PIM
2001	WJC	7	0	1	0	8
2002	WJC	6	0	3	3	8
2006	WC	7	1	4	5	8
2007	WC	9	1	2	3	2
2008	WC	9	1	1	2	8
2009	WC	9	2	2	4	16

CAREER RECORD

			Regular Season					Playoffs				
Season	Club	League	GP	G	A	PTS	PIM	GP	G	A	PTS	PIM
1998-99	Prince George	WHL	56	1	3	4	45	7	1	2	3	8
1999-00	Prince George	WHL	70	10	23	33	140	13	2	3	5	35
2000-01	Prince George	WHL	62	13	47	60	125	6	2	3	5	15
2001-02	Prince George	WHL	59	10	50	60	135	7	0	5	5	16
2002-03	Milwaukee	AHL	68	6	21	27	81	6	0	3	3	2
2003-04	**Nashville**	**NHL**	**80**	**7**	**19**	**26**	**57**	**6**	**0**	**2**	**2**	**6**
2004-05	Milwaukee	AHL	76	13	38	51	85	7	0	2	2	10
2005-06	**Nashville**	**NHL**	**82**	**7**	**31**	**38**	**70**	**5**	**0**	**2**	**2**	**2**
2006-07	**Nashville**	**NHL**	**81**	**6**	**14**	**20**	**66**	**5**	**0**	**1**	**1**	**2**
2007-08	**Nashville**	**NHL**	**80**	**4**	**23**	**27**	**66**	**6**	**1**	**1**	**2**	**6**
2008-09	**Nashville**	**NHL**	**82**	**3**	**23**	**26**	**67**	--	--	--	--	--
	NHL/PREDATORS TOTALS		**405**	**27**	**110**	**137**	**326**	**22**	**1**	**6**	**7**	**16**

STATISTICAL BREAKDOWN

															SHOOTOUTS		
Year	Team	PP	SH	GW	S	%	+/-	TF	FW	F%	MIN	H	BS	S	G	S%	GDG
2003-04	NSH	2	0	4	115	6.1%	-12	0	0	0.0%	22:08	--	--	--	--	--	--
2005-06	NSH	4	1	1	135	5.2%	11	0	0	0.0%	22:33	114	100	0	0	.000	0
2006-07	NSH	0	0	1	84	7.1%	8	1	0	0.0%	21:20	121	85	0	0	.000	0
2007-08	NSH	1	0	1	127	3.1%	-4	0	0	0.0%	22:43	162	69	0	0	.000	0
2008-09	NSH	1	1	1	135	2.2%	-4	0	0	0.0%	22:50	133	113	0	0	.000	0
TOTALS		**8**	**2**	**8**	**596**	**4.5%**	**-1**	**1**	**0**	**0.0%**	**22:19**	**530**	**367**	**0**	**0**	**.000**	**0**



RYAN JONES

RYAN JONES
(RIGH-uhn JONEZ)
Right Wing
Shoots: Left
Height: 6-1
Weight: 206 lbs
DOB: June 14, 1984
Chatham, Ontario
Hometown:
Chatham, Ontario

ACQUIRED
July 1, 2008 –
Acquired from Minnesota along with a second-round selection in the 2009 NHL Entry Draft (Charles-Olivier Roussel) for Marek Zidlicky.

VERSUS THE NHL

	GP	G	A	PTS	PIM
ANA	3	2	0	2	0
ATL	0	0	0	0	0
BOS	1	0	0	0	0
BUF	0	0	0	0	0
CGY	2	0	0	0	2
CAR	0	0	0	0	0
CHI	2	0	0	0	0
COL	2	1	0	1	0
CBJ	4	1	1	2	4
DAL	2	1	2	3	0
DET	4	0	2	2	2
EDM	3	0	2	2	0
FLA	1	0	0	0	0
L.A	3	2	0	2	2
MIN	2	0	0	0	2
MTL	1	0	0	0	2
NSH	--	--	--	--	--
N.J	0	0	0	0	0
NYI	0	0	0	0	0
NYR	1	0	0	0	2
OTT	1	0	0	0	2
PHI	1	0	0	0	0
PHX	3	0	0	0	0
PIT	1	0	1	1	0
STL	2	0	1	1	2
S.J	3	0	0	0	0
T.B	0	0	0	0	0
TOR	1	0	0	0	0
VAN	2	0	1	1	2
WSH	1	0	0	0	0

2008-09: Split the season between Nashville and Milwaukee (AHL)… Played 46 games with the Predators during four stints with the club (Oct. 10-Nov. 17, Dec. 11, Jan. 6-17 and Jan. 28-April 10)… Led Nashville rookies in goals (7), assists (10) and points (17)… Notched his first career goal, assist and multi-point outing in his second career game on Oct. 15 at Dallas… Scored his first career game-winning goal on March 16 at Los Angeles with 2:18 remaining in regulation – the latest in regulation a game winner scored by a Predator in 2008-09… Posted 22 points (13g-9a) in 25 AHL games with Milwaukee, including three three-point outings and three multi-goal games… Played in all 11 of the Admirals 2009 Calder Cup playoff contests, tying for second on the club in postseason goals (4)… Also paced the Admirals in playoff power-play markers (2)… Signed a two-year contract on August 10, 2009.

AMATEUR: Amassed 147 points (90g-57a) in 161 collegiate games at Miami University, ranking second on the school's all-time goal-scoring list and tied for second on the NCAA Division I all-time game-winning goals list (21) at the end of his collegiate career… Never missed a game in his four-year collegiate career… A West All-America First-Team selection and one of three finalists for the Hobey Baker Award (college hockey's most outstanding player) as a senior in 2007-08 after posting 49 points (31g-18a) in 42 games… Named 2008 co-Most Valuable Player of Miami University after captaining the Redhawks to a school-record 33 wins… Also won Miami's Outstanding Offensive Player Award, the Berry Family Outstanding Senior Award and shared the team's Scholar-Athlete Award in 2008… Earned 2008 First-Team All-CCHA honors after ranking third both nationally and in the conference in goals… Tied for first in the nation in game-winning goals (7) in 2007-08… All-CCHA Second Team selection in 2006-07 as a junior captain after ranking second on the Redhawks and 10th nationally in points (29g-19a-48pts)… Also ranked second in the conference in goals and power-play goals (10)… Led the club in plus/minus rating (+18) and was named one of Miami's co-Outstanding Offensive Players of the Year in 2006-07… Earned All-CCHA Second-Team honors as a sophomore in 2005-06 and finished second in club scoring with 35 points (22g-15a)… Ranked third in the conference in goals and tied for fourth nationally in game-winning goals (6) in 2005-06… Led Miami with three game-winning goals during his freshman season in 2004-05… Played for the Chatham Jr. Maroons of the Western Jr. B League in Ontario in 2003-04, winning the league scoring title and being named most valuable player.

BACKGROUND: Nickname: "Jonesy"… When his hockey career is finished, he would like to be a professional angler in the Bass Masters Classics tour… Favorites include his grandma's spaghetti (food), Cheesecake Factory (Nashville restaurant), Victoria Island, British Columbia (vacation destination)… The historical figure he would have most like to have met is Babe Ruth.

TRANSACTIONS: **July 1, 2008** – Acquired from Minnesota along with a second-round selection in the 2009 NHL Entry Draft (Charles-Olivier Roussel) for Marek Zidlicky. **June 26, 2004** – Minnesota's fifth choice, 111st overall (fourth round) in the 2004 NHL Entry Draft.

28

CAREER HIGHLIGHTS

MOST GOALS, GAME:
1 - seven times, last March 16, 2009 at Los Angeles

MOST ASSISTS, GAME:
1 - 10 times, last April 9, 2009 at Detroit

MOST POINTS, GAME:
2 - (1g-1a) Oct. 15, 2008 vs. Dallas

MOST PIM, GAME:
2 - 11 times, last April 10, 2009 at Minnesota

MOST SHOTS, GAME:
5 - Jan. 30, 2009 at Calgary

LONGEST GOAL-SCORING STREAK:
None

LONGEST ASSIST STREAK:
None

LONGEST POINT-SCORING STREAK:
2 - (1g-1a) Jan. 6-8, 2009

CAREER HAT TRICKS:
None

CAREER PENALTY SHOTS:
None

CAREER OVERTIME POINTS:
None

FIRST NHL GAME:
Oct. 10, 2008 at St. Louis

FIRST NHL GOAL:
Oct. 15, 2008 at Dallas (Marty Turco)

FIRST GAME AS A PREDATOR:
Oct. 10, 2008 at St. Louis

FIRST GOAL AS A PREDATOR:
Oct. 15, 2008 at Dallas (Marty Turco)

CAREER RECORD

			Regular Season					Playoffs				
Season	**Club**	**League**	**GP**	**G**	**A**	**PTS**	**PIM**	**GP**	**G**	**A**	**PTS**	**PIM**
2003-04	Chatham	OWJRB	69	39	30	69	57	--	--	--	--	--
2004-05	Miami	CCHA	38	8	7	15	79	--	--	--	--	--
2005-06	Miami	CCHA	39	22	13	35	72	--	--	--	--	--
2006-07	Miami	CCHA	42	29	19	48	88	--	--	--	--	--
2007-08	Miami	CCHA	42	31	18	49	83	--	--	--	--	--
2007-08	Houston	AHL	4	0	0	0	2	4	1	1	2	2
2008-09	Milwaukee	AHL	25	13	9	22	30	11	4	3	7	10
	Nashville	**NHL**	**46**	**7**	**10**	**17**	**22**	--	--	--	--	--
	NHL/PREDATORS TOTALS		**46**	**7**	**10**	**17**	**22**	--	--	--	--	--

STATISTICAL BREAKDOWN

														SHOOTOUTS			
Year	**Team**	**PP**	**SH**	**GW**	**S**	**%**	**+/-**	**TF**	**FW**	**F%**	**MIN**	**H**	**BS**	**S**	**G**	**S%**	**GDG**
2008-09	NSH	2	0	1	63	11.1%	1	10	1	10.0%	11:26	63	16	0	0	.000	0
TOTALS		**2**	**0**	**1**	**63**	**11.1%**	**1**	**10**	**1**	**10.0%**	**11:26**	**63**	**16**	**0**	**0**	**.000**	**0**



KEVIN KLEIN

KEVIN KLEIN
(KEH-vihn KLIGHN)
Defense
Shoots: Right
Height: 6-1
Weight: 203 lbs
DOB: December 13, 1984
Kitchener, Ontario
Hometown:
Kitchener, Ontario

ACQUIRED
June 22, 2003 - Nashville's third choice, 37th overall (second round), in the 2003 NHL Entry Draft.

VERSUS THE NHL

	GP	G	A	PTS	PIM
ANA	3	0	0	0	5
ATL	2	0	1	1	0
BOS	1	0	0	0	0
BUF	0	0	0	0	0
CGY	5	0	1	1	2
CAR	0	0	0	0	0
CHI	8	2	0	2	4
COL	2	0	0	0	0
CBJ	8	0	1	1	0
DAL	4	0	0	0	2
DET	7	1	2	3	0
EDM	3	0	2	2	0
FLA	3	0	0	0	4
L.A	4	0	0	0	0
MIN	4	0	0	0	2
MTL	1	0	1	1	0
NSH	--	--	--	--	--
N.J	1	0	0	0	0
NYI	1	0	0	0	0
NYR	1	0	0	0	0
OTT	1	0	0	0	0
PHI	2	0	0	0	0
PHX	4	0	1	1	0
PIT	1	0	0	0	0
STL	5	2	0	2	0
S.J	4	0	1	1	0
T.B	0	0	0	0	0
TOR	1	0	0	0	0
VAN	4	0	0	0	6
WSH	1	0	0	0	0

2008-09: Played his rookie season after appearing in 18 games over the three previous campaigns… Tied for fifth among rookie defensemen in goals (4) and 12th in points (12)… Took the fewest minor penalties (7) among Predators suiting up for at least 60 games… Recorded seven (4g-3a) of his 12 points against Central Division opponents, including all four goals… Posted points/assists in back-to-back contests (3a) for the first time in his career Feb. 28-March 3… Registered his first career multi-point outing with a pair of first-period assists vs. Edmonton on March 3… Scored his first career power-play goal on Feb. 10 vs. Detroit.

2007-08: Appeared in 13 games in his first full season at the NHL level… Was reassigned to Milwaukee (AHL) on two occasions for conditioning assignments (Nov. 16-30 & Feb. 14-18). Played both forward and defense in his games with the Admirals… Logged a career-high 24:18 in the season finale on April 4 at Chicago… Missed the first six games of the campaign due to injury… Signed a two-year contract with Nashville on July 16, 2008.

2006-07: Appeared in two games with Nashville and scored his first career NHL goal on Jan. 26 at Chicago. It was just his fourth career NHL game… Was recalled from Milwaukee (AHL) twice during the season (Nov. 20-24 and Jan. 26-28)… Ranked third among Milwaukee defensemen in scoring with 20 points (5g-15a-20pts) in 70 games.

2005-06: Was recalled from Milwaukee twice during the season (Dec. 3-4 and March 9-12)… Led Milwaukee defensemen in scoring (10g-33a-43pts) and ranked 13th among AHL backliners in points… Tied for second on the Admirals in shorthanded goals (2) and tied for third on the club with 76 games played… Tied for first on the team and fifth in the AHL with a +11 rating in the 2006 playoffs.

2004-05: Spent the majority of his first pro season with Milwaukee, including seven playoff contests… Also posted three points (2g-1a) in three games with Rockford (UHL).

AMATEUR: Captured a silver medal with Team Canada at the 2004 World Junior Championships… Won the 2004 Ontario Hockey League championship as a member of the Guelph Storm… Tied for second on the Storm with 21 playoff points (10g-11a) and ranked third in playoff goals (10)… Named the OHL Western Conference's best defensive defenseman in the 2004 OHL coaches' poll, was named a Third-Team All-Star and played for the Western Conference at the 2004 OHL All-Star Classic… Served as an alternate captain for Toronto St. Michael's in 2002-03 and finished third in team scoring (11g-33a-44pts)… Finished second in voting as the OHL Eastern Conference's best defensive defenseman in the 2003 OHL coaches' poll… Named the Majors' most outstanding defenseman in 2003… Played for the OHL Eastern All-Stars in the CHL Hershey Cup All-Star Series… Tallied an assist at the 2003 CHL/NHL Top Prospects Game in Kitchener… Won a gold medal with Canada's U-18 team at the 2001 Six Nations tournament in the Czech Republic… Played for Team Ontario at the 2001 U-17 World Hockey Challenge in Nova Scotia.

BACKGROUND: Enjoys golfing, biking and reading… Favorites include Tayst (Nashville restaurant), planetgreen.com (website), Red Hot Chili Peppers and Bob Marley (musicians) and the Green Bay Packers (non-hockey sports team)… Lists his favorite hockey moment as winning a gold medal with Canada's U-18 team in 2001 at the Six Nations tournament in the Czech Republic and winning the 2004 Ontario Hockey League championship with Guelph… Nickname "Kleiner"… He and his wife Jody have a son, Joseph.

TRANSACTIONS: **June 22, 2003** – Nashville's third selection, 37th overall (second round), in the 2003 Entry Draft.

8

CAREER HIGHLIGHTS

MOST GOALS, GAME:
1 - five times, last Feb. 12, 2009 vs. St. Louis

MOST ASSISTS, GAME:
2 - March 3, 2009 vs. Edmonton

MOST POINTS, GAME:
2 - (2a) March 3, 2009 vs. Edmonton

MOST PIM, GAME:
5 - Feb. 5, 2009 vs. Anaheim

MOST SHOTS, GAME:
3 - three times, last March 26, 2009 vs. San Jose

LONGEST GOAL-SCORING STREAK:
None

LONGEST ASSIST STREAK:
2 - (3a) Feb. 28 - March 3, 2009

LONGEST POINT-SCORING STREAK:
2 - (3a) Feb. 28 - March 3, 2009

CAREER HAT TRICKS:
None

CAREER PENALTY SHOTS:
None

CAREER OVERTIME POINTS:
None

FIRST NHL GAME:
Dec. 3, 2005 vs. Philadelphia

FIRST NHL GOAL:
Jan. 26, 2007 at Chicago (Nikolai Khabibulin)

FIRST GAME AS A PREDATOR:
Dec. 3, 2005 vs. Philadelphia

FIRST GOAL AS A PREDATOR:
Jan. 26, 2007 at Chicago (Nikolai Khabibulin)

INTERNATIONAL RECORD

CANADA

Year	Event	GP	G	A	PTS	PIM
2004	WJC	6	0	0	0	0

CAREER RECORD

			Regular Season					Playoffs				
Season	**Club**	**League**	**GP**	**G**	**A**	**PTS**	**PIM**	**GP**	**G**	**A**	**PTS**	**PIM**
2000-01	St. Michael's	OHL	58	3	16	19	21	18	0	5	5	17
2001-02	St. Michael's	OHL	68	5	22	27	35	15	2	7	9	12
2002-03	St. Michael's	OHL	67	11	33	44	88	17	1	9	10	8
2003-04	St. Michael's	OHL	5	0	1	1	2	--	--	--	--	--
	Guelph	OHL	46	6	23	29	40	22	10	11	21	12
2004-05	Milwaukee	AHL	65	4	12	16	22	7	0	0	0	11
	Rockford	UHL	3	2	1	3	0	--	--	--	--	--
2005-06	Milwaukee	AHL	76	10	33	43	31	21	3	7	10	31
	Nashville	**NHL**	**2**	**0**	**0**	**0**	**0**	**--**	**--**	**--**	**--**	**--**
2006-07	Milwaukee	AHL	70	5	15	20	67	4	1	0	1	0
	Nashville	**NHL**	**3**	**1**	**0**	**1**	**0**	**--**	**--**	**--**	**--**	**--**
2007-08	**Nashville**	**NHL**	**13**	**0**	**2**	**2**	**6**	**--**	**--**	**--**	**--**	**--**
	Milwaukee	AHL	9	0	3	3	2	--	--	--	--	--
2008-09	**Nashville**	**NHL**	**63**	**4**	**8**	**12**	**19**	**--**	**--**	**--**	**--**	**--**
	NHL/PREDATORS TOTALS		**81**	**5**	**10**	**15**	**25**	**--**	**--**	**--**	**--**	**--**

STATISTICAL BREAKDOWN

														SHOOTOUTS			
Year	**Team**	**PP**	**SH**	**GW**	**S**	**%**	**+/-**	**TF**	**FW**	**F%**	**MIN**	**H**	**BS**	**S**	**G**	**S%**	**GDG**
2005-06	NSH	0	0	0	0	0.0%	-1	0	0	0.0%	13:39	4	3	0	0	.000	0
2006-07	NSH	0	0	0	2	50.0%	3	0	0	0.0%	16:36	3	6	0	0	.000	0
2007-08	NSH	0	0	0	14	0.0%	-3	0	0	0.0%	14:24	7	15	0	0	.000	0
2008-09	NSH	1	0	0	41	9.8%	-2	0	0	0.0%	12:39	57	47	0	0	.000	0
TOTALS		**1**	**0**	**0**	**57**	**8.8%**	**-3**	**0**	**0**	**0.0%**	**13:06**	**71**	**71**	**0**	**0**	**.000**	**0**



DAVID LEGWAND

DAVID LEGWAND
(DAY-vihd LEHG-wahnd)
Center
Shoots: Left
Height: 6-2
Weight: 202 lbs
DOB: August 17, 1980
Detroit, Michigan
Hometown:
Detroit, Michigan

ACQUIRED
June 26, 1998 – Nashville's first selection, second overall (first round), in the 1998 Entry Draft.

VERSUS THE NHL

	GP	G	A	PTS	PIM
ANA	31	4	7	11	10
ATL	9	0	2	2	4
BOS	11	4	2	6	6
BUF	9	4	3	7	2
CGY	30	7	13	20	18
CAR	9	1	2	3	6
CHI	46	18	26	44	20
COL	30	5	13	18	10
CBJ	40	15	17	32	40
DAL	30	6	8	14	16
DET	45	11	19	30	22
EDM	32	10	16	26	20
FLA	8	1	6	7	2
L.A	30	6	12	18	32
MIN	28	5	8	13	8
MTL	8	3	3	6	6
NSH	--	--	--	--	--
N.J	10	3	2	5	4
NYI	7	0	5	5	4
NYR	10	1	4	5	6
OTT	10	1	1	2	6
PHI	9	0	4	4	2
PHX	30	6	12	18	22
PIT	9	6	3	9	2
STL	50	8	16	24	34
S.J	31	3	11	14	12
T.B	9	1	1	2	2
TOR	9	3	2	5	4
VAN	33	7	8	15	26
WSH	9	2	2	4	4

CAREER NOTES: Enters 2009-10 as Nashville's all-time leader in points (369), goals (141), assists (228), games played (622), game-winning goals (29), overtime points (5g-5a-10pts), multiple-point games (74) and multiple-goal games (18)… Was Nashville's first draft selection and the club's first first-round pick to play in the NHL.

2008-09: Posted the second 20-goal season of his career, good for third on the club (20)… Paced the club in shorthanded goals (3), shorthanded points (4) and all forwards in average ice time (19:26), all career highs… Also notched career highs in shots (175) and face-off efficiency (509-1023, 49.8%)… Scored 15 of his 20 goals on home ice… Scored 14 of his goals in 37 games after the turn of the calendar after posting 14 tallies the entire 2008 calendar year… Notched an assist in his 600th career NHL game on Feb. 6 vs. Anaheim… Moved into first on the franchise's all-time games played list (574) on Dec. 4 vs. Colorado… Missed the final nine games of the regular season with a facial fracture.

2007-08: Nashville posted an 11-1-1 record when he scored a goal… Recorded his 200th career assist at Los Angeles on Jan. 8… Notched three points (1g-2a) in the third period of a come-from-behind victory at Montreal on Dec. 1. His first point (goal) gave him sole possession of first on the franchise's all-time scoring list… Signed a six-year contract on Dec. 7, 2008… Collected his 300th NHL point (assist) vs. Chicago on Nov. 15… Missed 17 games due to injury, including the final 12 of the regular season. **PLAYOFFS**: Played in three of the club's six postseason games… Missed Game One of the WCQ vs. Detroit, the first postseason game in franchise history he had not appeared in… Scored a goal in his return to the lineup in Game Three.

2006-07: Posted career-highs in goals (27), assists (36) and points (63)… Led the team with a career-high seven game-winning goals, tied for the team lead in goals and ranked third on the club in scoring… Led Nashville with a career-high, franchise-record +23 rating… Ranked second on the team with three shorthanded points (1g-2a)… Nashville posted a record of 17-2-2 in games in which he scored… Recorded a career-high 13 multi-point games, including five three-point contests and a four-point game… Scored a goal 11 seconds into Nashville's April 5 game vs. St. Louis, setting a franchise record for the earliest goal… Netted his 100th career goal on Feb. 22 vs. Montreal… Named the NHL's First Star of the Week for the week of Jan. 15-21 after posting nine points (5g-4a) and three game-winning goals in four games… Recorded his first career hat trick and four-point game on Jan. 20 vs. Chicago. His third tally (97th of his career) pushed him past Scott Walker as the franchise's all-time leader in goals… Scored a shorthanded penalty-shot goal on Dec. 23 vs. Los Angeles. **PLAYOFFS:** Played in all five of Nashville's WCQ games vs. San Jose… Tied for the team lead in assists (3) and shots (14) and led Nashville forwards in average ice time (22:23)… Tallied assists (3a) in three straight games (April 13-18).

2005-06: Five of his seven goals were game-winners, tying him for second on the club… Nashville went 30-9-5 with him in the lineup… Scored the overtime game-winner on March 9 at Vancouver six seconds into the OT session. It tied the modern-era NHL record for quickest overtime tally… Limited to 44 games by a knee injury. **PLAYOFFS:** Appeared in all five of Nashville's post-season games vs. San Jose.

2004-05: Notched a league-leading 39 points (16g-23a) in 19 playoff games, helping EHC Basel (Swiss-2) capture a league championship… Played for Team USA at the 2005 World Championships in Austria.

2003-04: Notched a career-high in games played (82)… One of four Predators to appear in all 82 games… Led the team in game-winning goals, tied for first in overtime points (1g-2a) and tied for second in goals… Posted his 100th career assist on Nov. 22 at San Jose. **PLAYOFFS:** Scored the first shorthanded playoff goal in franchise history in Game Three of the WCQ vs. Detroit (April 11)… Appeared in all six of Nashville's playoff tilts.

2002-03: Led the team in scoring (17g-31a-48pts), multi-point games (11) and face-offs (1,095), ranked second in shots (167), and third in goals (17)… Named the Predators' Chevy Man of the

Year (community service)… Missed the final 18 games of the season due to a broken collarbone suffered vs. Chicago on March 1.

2001-02: Posted a career-high 54 penalty minutes… Notched two goals and two assists in the TOPPS/NHL YoungStars Game on Feb. 1.

2000-01: Ranked second on the team with a career-high 172 shots… Ranked fourth in points (41) and assists (28)… Tallied the first overtime penalty-shot goal in NHL history on Dec. 23 at the New York Rangers... Played for Team USA at the 2001 World Championships in Germany, tying for second on the club in scoring (2g-4a-6pts).

1999-00: Led Predators rookies in goals (13), assists (15) and points (28)… Ranked among NHL rookie leaders in power-play goals (ranked eighth with 4), goals (13th), points (16th) and assists (17th)… Scored his first NHL goal, the game-winner, as part of his first multi-point outing (1g-1a) on Oct. 11 at Toronto… Recorded his first career NHL point with an assist on the game-tying goal on Oct. 10 at Chicago… Scored one goal and added an assist for Team USA at the 2000 World Championships in St. Petersburg, Russia.

1998-99: Signed with the Predators on April 16 and made his NHL debut in the Predators' final regular-season game on April 17 vs. New Jersey… Ranked third on the Plymouth Whalers (OHL) in points (80) and goals (31) and ranked second on the team in assists (49)… Played for Team USA in the 1999 World Championships.

AMATEUR: Named the CHL Rookie of the Year, OHL Rookie of the Year, OHL Most Valuable Player and a member of the OHL First All-Star Team and OHL All-Rookie Team in 1998… Became the first rookie in 24 years to capture MVP honors in the OHL and only the second U.S.-born player to be named MVP (Pat Peake in 1993)… Led all OHL rookies and ranked third in the league in points (105) in 1997-98… Led Plymouth in goals (54), assists (51) and points in 1997-98… Played for Team USA in the 1998 & 1999 World Junior (U-20) Championships… Named an NAHL All-Star and league Rookie of the Year with Compuware in 1996-97.

BACKGROUND: Gives to the Garth Brooks Teammates for Kids Foundation… Enjoys boating and golfing… Spends his summers in Detroit… Favorites include *SportsCenter* (TV show), Bruce Springsteen (band/musician), pasta (food) and Florida (vacation spot)… If he didn't play hockey, he would be a teacher… His NHL debut is his favorite hockey memory… Enjoys Nashville for the people and the weather… Nickname "Leggy"… Has a black lab named Riley... Wife – Lindsey.

TRANSACTIONS: June 26, 1998 – Nashville's first selection, second overall (first round), in the 1998 Entry Draft.

11

CAREER HIGHLIGHTS

MOST GOALS, GAME:
3 - twice, last Oct. 6, 2007 vs. Dallas

MOST ASSISTS, GAME:
3 - twice, last March 18, 2006 vs. Calgary

MOST POINTS, GAME:
4 - (3g-1a) Jan. 20, 2007 vs. Chicago

MOST PIM, GAME:
6 - twice, last Oct. 25, 2008 vs. Los Angeles

MOST SHOTS, GAME:
9 - Nov. 23, 2005 at Columbus

LONGEST GOAL-SCORING STREAK:
4 - (5g) Feb. 24, March 3, 2009

LONGEST ASSIST STREAK:
4 - three times, last (5a) Jan. 18-27, 2007

LONGEST POINT-SCORING STREAK:
5 - twice, last (5g-2a) Feb. 24-March 5, 2009

CAREER HAT TRICKS:
2 - Jan. 20, 2007 vs. Chicago, Oct. 6, 2007 vs. Dallas

CAREER PENALTY SHOTS:
3 - Dec. 23, 2006 vs. Los Angeles (Cloutier): goal, Nov. 5, 2005 at Los Angeles (LaBarbara): no goal & Dec. 23, 2000 at N.Y. Rangers (McLean): goal

CAREER OVERTIME POINTS:
10 (5g-5a)

FIRST NHL GAME:
April 17, 1999 vs. New Jersey

FIRST NHL GOAL:
Oct. 11, 1999 at Toronto (Glenn Healy)

FIRST GAME AS A PREDATOR:
April 17, 1999 vs. New Jersey

FIRST GOAL AS A PREDATOR:
Oct. 11, 1999 at Toronto (Glenn Healy)



DAVID LEGWAND

INTERNATIONAL RECORD

UNITED STATES

Year	Event	GP	G	A	PTS	PIM
1998	WJC	7	0	0	0	2
1999	WJC	6	1	3	4	31
	WC	6	0	2	2	4
2000	WC	6	1	1	2	4
2001	WC	9	2	4	6	4
2005	WC	7	0	1	1	4

CAREER RECORD

			Regular Season					Playoffs				
Season	**Club**	**League**	**GP**	**G**	**A**	**PTS**	**PIM**	**GP**	**G**	**A**	**PTS**	**PIM**
1997-98	Plymouth	OHL	59	54	51	105	56	15	8	12	20	24
1998-99	Plymouth	OHL	55	31	49	80	65	11	3	8	11	8
	Nashville	**NHL**	**1**	**0**	**0**	**0**	**0**	--	--	--	--	--
1999-00	**Nashville**	**NHL**	**71**	**13**	**15**	**28**	**30**	--	--	--	--	--
2000-01	**Nashville**	**NHL**	**81**	**13**	**28**	**41**	**38**	--	--	--	--	--
2001-02	**Nashville**	**NHL**	**63**	**11**	**19**	**30**	**54**	--	--	--	--	--
2002-03	**Nashville**	**NHL**	**64**	**17**	**31**	**48**	**34**	--	--	--	--	--
2003-04	**Nashville**	**NHL**	**82**	**18**	**29**	**47**	**46**	**6**	**1**	**0**	**1**	**8**
2004-05	EHC Basel	Swiss-2	3	6	2	8	2	19	16	23	39	20
2005-06	**Nashville**	**NHL**	**44**	**7**	**19**	**26**	**34**	**5**	**0**	**1**	**1**	**8**
	Milwaukee	AHL	3	0	0	0	0	--	--	--	--	--
2006-07	**Nashville**	**NHL**	**78**	**27**	**36**	**63**	**44**	**5**	**0**	**3**	**3**	**2**
2007-08	**Nashville**	**NHL**	**65**	**15**	**29**	**44**	**38**	**3**	**1**	**0**	**1**	**2**
2008-09	**Nashville**	**NHL**	**73**	**20**	**22**	**42**	**32**	--	--	--	--	--
	NHL/PREDATORS TOTALS		**622**	**141**	**228**	**369**	**350**	**19**	**2**	**4**	**6**	**20**

STATISTICAL BREAKDOWN

														SHOOTOUTS			
Year	**Team**	**PP**	**SH**	**GW**	**S**	**%**	**+/-**	**TF**	**FW**	**F%**	**MIN**	**H**	**BS**	**S**	**G**	**S%**	**GDG**
1998-99	NSH	0	0	0	2	0.0%	0	9	5	55.6%	12:50	0	1	--	--	--	--
1999-00	NSH	4	0	2	111	11.7%	-6	637	265	41.6%	14:43	48	27	--	--	--	--
2000-01	NSH	3	0	3	172	7.6%	1	888	358	40.3%	15:14	50	23	--	--	--	--
2001-02	NSH	1	1	1	121	9.1%	1	843	341	40.5%	16:25	43	25	--	--	--	--
2002-03	NSH	3	1	4	167	10.2%	-2	1095	510	46.6%	19:14	--	--	--	--	--	--
2003-04	NSH	5	1	5	165	10.9%	9	1109	500	45.1%	17:16	--	--	--	--	--	--
2005-06	NSH	0	0	5	109	6.4%	3	580	259	44.7%	16:50	6	13	0	0	.000	0
2006-07	NSH	3	1	7	153	17.6%	23	1108	502	45.3%	18:21	15	43	0	0	.000	0
2007-08	NSH	4	0	1	144	10.4%	-4	700	305	43.6%	18:00	7	21	1	0	.000	0
2008-09	NSH	1	3	1	175	11.4%	-3	1023	509	49.8%	19:26	25	23	3	1	.333	1
TOTALS		**24**	**7**	**29**	**1319**	**10.7%**	**22**	**7992**	**3554**	**44.5%**	**17:15**	**194**	**176**	**4**	**1**	**.250**	**1**

PEKKA RINNE

PEKKA RINNE
(PECK-ah REEN-ay)
Goaltender
Catches: Left
Height: 6–5
Weight: 206 lbs
DOB: November 3, 1982
Oulu, Finland
Hometown:
Oulu, Finland

ACQUIRED
June 27, 2004 – Nashville's tenth choice, 258th overall (eighth round), in the 2004 NHL Entry Draft.

VERSUS THE NHL

	GP	W	L	O/T	SO	GA	GAA
ANA	3	1	0	2	0	7	2.26
ATL	2	1	0	0	0	7	3.78
BOS	1	1	0	0	0	2	1.85
BUF	1	1	0	0	1	0	0.00
CGY	2	0	1	0	0	7	5.45
CAR	0	0	0	0	0	0	0.00
CHI	7	3	3	0	0	13	2.37
COL	3	1	2	0	0	9	3.00
CBJ	4	2	1	0	0	11	3.33
DAL	0	0	0	0	0	0	0.00
DET	4	3	1	0	1	10	2.46
EDM	4	3	0	0	0	8	2.29
FLA	2	1	1	0	0	4	1.94
L.A	2	2	0	0	0	6	2.90
MIN	2	1	1	0	1	6	3.03
MTL	1	0	1	0	0	3	3.05
N.J	1	0	1	0	0	2	2.03
NYI	1	1	0	0	1	0	0.00
NYR	0	0	0	0	0	0	0.00
OTT	1	0	1	0	0	2	2.03
PHI	1	0	1	0	0	4	4.00
PHX	3	3	0	0	1	2	0.67
PIT	1	1	0	0	0	1	1.62
STL	4	2	1	1	1	10	2.41
S.J	2	1	0	1	0	4	1.92
T.B	0	0	0	0	0	0	0.00
TOR	1	1	0	0	1	0	0.00
VAN	2	1	1	0	0	5	2.54
WSH	0	0	0	0	0	0	0.00

2008-09: Tied for fourth among NHL goaltenders in shutouts with a franchise record (7)… Ranked sixth among league netminders in goals-against average (2.38) and tied for ninth in save percentage (.917)… Posted 29 wins, tied for the eighth-most by a rookie goaltender in NHL history… Finished fourth in voting for the Calder Trophy… The second goalie in franchise history to win more than 25 games, joining Tomas Vokoun (4 times)… Second rookie goaltender in the NHL's modern era (joining Tony Esposito in 1969-70, four shutouts) to record three 1-0 shutouts in a season… Finished second in the league in shootout save percentage (.792, 19-of-24 attempts stopped) among goalies facing at least 15 attempts, posting a 5-2 record… Posted an 18-1-2 record when receiving three or more goals in offensive support… Won his first six decisions of the season (Oct. 30-Dec. 6), and posted six straight victories again from Feb. 21-March 5, twice tying the second-longest winning streak in franchise history… Started 30 of Nashville's final 35 games… Named February's NHL Rookie of the Month after going 9-2-1, tied for the most wins in the month. His 1.72 goals-against average and .944 save percentage also ranked among the league leaders for the month… Made a career-high 46 saves on Feb. 10 vs. Detroit, including 25 in the first period – the second highest single-period total by a netminder in franchise history… The eighth player in franchise history to appear in the YoungStars Game during 2009 All-Star Weekend… Led the Rookies to a 9-5 victory over the Sophomores, stopping 19 shots, including 12-of-13 in the third period… The first rookie netminder to record three shutouts in a single month (December) since Buffalo's Martin Biron in January 2000… Earned NHL First Star of the Week honors for the week of Dec. 7 after posting two shutouts and only two goals on 83 shots in three starts. Went 3-0-0, and neither of the two goals allowed were at even strength… Started six of Finland's seven games at the 2009 World Championships in Switzerland… Voted one of Finland's three best players of the tournament… Ranked third at the World Championships in goals-against average (1.93) and sixth in save percentage (.926).

2007-08: Recalled from Milwaukee (AHL) by Nashville on March 22, and appeared in his third career NHL game in the regular-season finale on April 4 at Chicago… Led the AHL in wins (36), appearances (65) and minutes played (3,840)… The victory total tied an Admirals franchise record… Also ranked second in the league in saves (1,563) and shots against (1,721), and tied for fourth in shutouts (5)… Played for the PlanetUSA All-Stars at the 2008 AHL All-Star Classic… Claimed the RBK XPulse Top Goaltender Award at the 2008 CCM All-Star Skills Competition… Won nine consecutive starts from March 1-April 11 with a 1.79 goals-against average and a .932 save percentage.

2006-07: Tied for sixth in the AHL in both goals-against average (2.34) and save percentage (.920)… Returned to action on Jan. 19 after undergoing preseason shoulder surgery.

2005-06: Posted a win in his first NHL start on Dec. 15 vs. Chicago… Recalled to Nashville twice in 2005-06 (Dec. 14-18 and April 3-May 1)… Backstopped Milwaukee (AHL) to the 2006 AHL Calder Cup Finals, earning 10 postseason wins while posting three playoff shutouts… Tied for second in the AHL in wins (30)… Tied for fourth in the AHL in appearances (51) and fifth in minutes (2,960)… Posted a 5-2 record in AHL shootouts… Started in goal for PlanetUSA All-Stars at the 2006 AHL All-Star Classic.

CAREER NOTES/AMATEUR: Helped Karpat Oulu capture Finnish Elite League championships in 2004 and 2005. Formed Karpat's goaltending tandem with current Minnesota Wild goalie Niklas Backstrom for both of those teams… Appeared in eight games with Hokki Kajaani (Finland-2) in 2003-04.

BACKGROUND: Nickname "Peks"… Hobbies include tennis and reading… Favorites include Neil Young and the Red Hot Chili Peppers (musicians), Samurai Sushi (Nashville Restaurant) and Greece (vacation destination)… Most memorable hockey moments include winning a pair of Finnish League titles (2004-05) and playing in the Calder Cup Finals (2006)… His favorite player growing up was Patrick Roy… If he could pick three people to play a round of golf with it would be Tiger Woods, Tarja Halonen (President of Finland) and his dad… Has two sisters, including his twin.

TRANSACTIONS: June 27, 2004 – Nashville's tenth choice, 258th overall (eighth round), in the 2004 NHL Entry Draft.

35

CAREER HIGHLIGHTS

LONGEST WIN STREAK:
6 - twice, last Feb. 21-March 5, 2009

LONGEST UNBEATEN STREAK:
6 - twice, last (6-0-0) Feb. 21-March 5, 2009

MOST SHOTS FACED, GAME:
50 - (46 saves) February 10, 2009 vs. Detroit

FIRST NHL GAME:
Dec. 15, 2005 vs. Chicago

FIRST NHL WIN:
Dec. 15, 2005 vs. Chicago

FIRST NHL SHUTOUT:
Dec. 1, 2008 at Buffalo

FIRST GAME AS A PREDATOR:
Dec. 15, 2005 vs. Chicago

FIRST SHUTOUT AS A PREDATOR:
Dec. 1, 2008 at Buffalo

			Regular Season								Playoffs						
Season	**Club**	**League**	**GP**	**W**	**L**	**O/T**	**Mins.**	**GA**	**SO**	**Avg.**	**GP**	**W**	**L**	**Mins.**	**GA**	**SO**	**Avg**
2000-01	Karpat Jr.	Finland-Jr.	20	9	4	5	1148	63	0	3.29	--	--	--	--	--	--	--
2001-02	Karpat Jr.	Finland-Jr.	30	19	7	3	1724	61	3	2.12	3	1	2	184	10	0	3.26
2002-03	Karpat Jr.	Finland-Jr.	25	14	8	3	1479	48	5	1.95	4	1	3	238	7	0	1.76
	Karpat Oulu	Finland	1	0	1	0	60	7	0	7.00	--	--	--	--	--	--	--
2003-04	Karpat Oulu	Finland	14	5	4	4	824	41	0	2.99	2	1	0	22	0	0	0.00
	Hokki	Finland-2	8	5	2	1	463	16	2	2.07	--	--	--	--	--	--	--
2004-05	Karpat Oulu	Finland	10	8	0	1	572	16	0	1.68	--	--	--	--	--	--	--
2005-06	Milwaukee	AHL	51	30	18	2	2960	139	2	2.82	14	10	4	734	35	3	2.86
	Nashville	**NHL**	**2**	**1**	**1**	**0**	**63**	**4**	**0**	**3.81**	--	--	--	--	--	--	--
2006-07	Milwaukee	AHL	29	15	7	6	1669	65	3	2.34	4	0	4	247	12	0	2.91
2007-08	Milwaukee	AHL	65	36	24	3	3840	158	5	2.47	6	2	4	358	15	1	2.51
	Nashville	**NHL**	**1**	**0**	**0**	**0**	**29**	**0**	**0**	**0.00**	--	--	--	--	--	--	--
2008-09	**Nashville**	**NHL**	**52**	**29**	**15**	**4**	**2999**	**119**	**7**	**2.38**	--	--	--	--	--	--	--
	PREDATORS /NHL TOTALS		**55**	**30**	**16**	**4**	**3091**	**123**	**7**	**2.39**	--	--	--	--	--	--	--

STATISTICAL BREAKDOWN

SHUTOUTS

No	Date	Saves	Score
1	12/1/08	30	NASHVILLE 2 at Buffalo 0
2	12/6/08	32	Minnesota 0 at NASHVILLE 1
3	12/20/08	23	N.Y. Islanders 0 at NASHVILLE 1
4	1/13/09	17	NASHVILLE 2 at Toronto 0
5	2/21/09	30	NASHVILLE 1 at St. Louis 0 (OT)
6	2/28/09	30	Detroit 0 at NASHVILLE 8
7	3/14/09	18	NASHVILLE 2 at Phoenix 0

								SHOOTOUTS				
Year	**G**	**A**	**PTS**	**PIM**	**SA**	**GA**	**SV%**	**W**	**L**	**SA**	**GA**	**SV%**
2005-06	0	0	0	0	40	4	.900	0	0	0	0	.000
2007-08	0	0	0	0	8	0	1.000	0	0	0	0	.000
2008-09	0	1	1	6	1435	119	.917	5	2	24	5	.792
TOTALS	**0**	**1**	**1**	**6**	**1483**	**123**	**.917**	**5**	**2**	**24**	**5**	**.792**



JERRED SMITHSON

JERRED SMITHSON
(JEHR-rehd SMIHTH-suhn)
Center
Shoots: Right
Height: 6-3
Weight: 204 lbs
DOB: February 4, 1979
Vernon, British Columbia
Hometown: Vernon, British Columbia

ACQUIRED
July 22, 2004 – Signed as a free agent by Nashville.

2008-09: One of five Predators to play in a career-high 82 games… Paced club forwards in average shorthanded time on ice (2:50) and hits (140), both career highs… Also notched career highs in average ice time (13:50), shots (74) and face-offs won/taken (342/722, 52.6%)… Tied a personal best in assists (9)… Collected 10 (3g-7a) of his 13 points (77%) on home ice… Ranked second among Nashville forwards in blocked shots (50)… Played in his 300th career NHL game on Feb. 19 vs. St. Louis.

2007-08: Established career highs in goals (7) and points (16)… Tied a personal best in assists (9)… Was one of just two Nashville skaters to appear in a team-high 81 games… Led Nashville forwards in average shorthanded time on ice (2:43) and hits… Registered a point on five of the club's seven shorthanded goals (2g-3a), good for second on the franchise's shorthanded scoring list for a single season… Ranked second on the team in face-off winning percentage (298/572, 52.1%)… Scored the game-winning goal in back-to-back games on Oct. 25 vs. Atlanta and Oct. 27 vs. Florida creating his first NHL goal-scoring streak and tying his career high for game-winning goals in a campaign… Signed a two-year contract extension on July 31, 2008. **PLAYOFFS**: Appeared in all six of the club's postseason games… Averaged 16:37 per game, a 4:30 increase from his regular-season total… Ranked second on the club in average shorthanded time on ice (3:43).

2006-07: Led Nashville forwards in shorthanded ice time per game (3:23)… Ranked second on the club in face-off winning percentage (237-183, 56.4%)… Notched his first career two-goal game on Jan. 13 at Columbus… Scored his first career shorthanded goal on Dec. 7 at Los Angeles. **PLAYOFFS:** Appeared in all five of Nashville's WCQ games vs. San Jose… Ranked second on the Predators in face-off winning percentage (20/36, 55.6%).

2005-06: Posted career-highs in assists (9) and penalty minutes (66). Prior to the 2005-06 season, he had totaled three assists in 30 career NHL games… Tied for third on the club with a +9 rating… His first NHL goal was the game-winner on Dec. 1 vs. Minnesota… Opened the year with Milwaukee (AHL) and was recalled to Nashville on Nov. 7 for the rest of the season. **PLAYOFFS:** Appeared in three of Nashville's five playoff games… Made his NHL playoff debut on April 21 vs. San Jose.

CAREER NOTES: Tied for the Milwaukee Admirals (AHL) team lead in games played (80) in **2004-05**… Won 64% (55 of 86) of his draws in eight games with Los Angeles in **2003-04**… Led Manchester (AHL) with a +16 rating in **2002-03**… Finished second on Manchester with 78 games played in **2001-02**… Limited by injury to 24 AHL games and three ECHL tilts in his first pro season (**2000-01**).

AMATEUR: Played five WHL seasons (1995-2000) with Calgary, registering 47 goals and 64 assists (47g-64a-111pts) in 319 games… Helped the Hitmen capture the WHL championship in 1998-99.

BACKGROUND: Nickname "Smithers"… Spends his summers in Vernon, B.C… Favorites include U2 and Our Lady Peace (musicians), Dallas (NHL city to visit), Ken's Sushi (Nashville Restaurant) and Hawaii (vacation spot)… Favorite players growing up were Doug Gilmour and Keith Primeau… Best friend in the NHL is Anaheim's George Parros… Enjoys Nashville for its friendly people and dedicated hockey fans.

TRANSACTIONS: **July 22, 2004** – Signed as a free agent by Nashville… **Feb. 18, 2000** – Signed as a free agent by Los Angeles.

	VERSUS THE NHL					WITH PREDATORS				
	GP	G	A	PTS	PIM	GP	G	A	PTS	PIM
ANA	14	1	1	2	7	13	1	1	2	7
ATL	6	1	1	2	5	4	1	1	2	0
BOS	4	1	1	2	0	3	1	1	2	0
BUF	3	0	0	0	0	3	0	0	0	0
CGY	18	2	4	6	18	16	2	4	6	18
CAR	4	0	0	0	0	3	0	0	0	0
CHI	28	1	2	3	14	26	1	2	3	14
COL	16	0	1	1	6	13	0	1	1	6
CBJ	27	3	6	9	25	26	3	6	9	23
DAL	19	0	4	4	14	16	0	3	3	10
DET	31	2	3	5	16	30	2	3	5	12
EDM	15	1	2	3	27	14	1	2	3	27
FLA	4	1	0	1	6	4	1	0	1	6
L.A	14	2	1	3	20	14	2	1	3	20
MIN	14	2	1	3	12	14	2	1	3	12
MTL	3	0	2	2	0	2	0	1	1	0
NSH	1	0	0	0	0	--	--	--	--	--
N.J	3	0	0	0	6	5	0	0	0	6
NYI	3	0	0	0	0	3	0	0	0	0
NYR	3	1	0	1	2	3	1	0	1	2
OTT	2	0	0	0	0	2	0	0	0	0
PHI	4	0	0	0	0	3	0	0	0	0
PHX	13	0	0	0	14	12	0	0	0	8
PIT	3	1	0	1	0	3	1	0	1	0
STL	27	1	3	4	12	21	1	3	4	12
S.J	13	0	2	2	4	14	0	2	2	4
T.B	5	0	0	0	0	3	0	0	0	0
TOR	2	0	0	0	2	2	0	0	0	2
VAN	18	1	3	4	8	16	1	2	3	6
WSH	6	0	0	0	2	4	0	0	0	2

25

CAREER HIGHLIGHTS

MOST GOALS, GAME:
2 - Jan. 13, 2007 at Columbus

MOST ASSISTS, GAME:
3 - Jan. 21, 2006 vs. Columbus

MOST POINTS, GAME:
3 - (3a) Jan. 21, 2006 vs. Columbus

MOST PIM, GAME:
17 - March 4, 2008 at Edmonton

MOST SHOTS, GAME:
4 - four times, last March 29, 2009 at Detroit

LONGEST GOAL-SCORING STREAK:
2 - (2g) Oct. 25-27, 2007

LONGEST ASSIST STREAK:
None

LONGEST POINT-SCORING STREAK:
2 - six times, last (1g-1a) Oct. 23-25, 2008

CAREER HAT TRICKS:
None

CAREER PENALTY SHOTS:
None

CAREER OVERTIME POINTS:
None

FIRST NHL GAME:
Dec. 29, 2002 at Colorado

FIRST NHL GOAL:
Dec. 1, 2005 vs. Minnesota (Dwayne Roloson)

FIRST GAME AS A PREDATOR:
Nov. 8, 2005 vs. Edmonton

FIRST GOAL AS A PREDATOR:
Dec. 1, 2005 vs. Minnesota (Dwayne Roloson)

CAREER RECORD

			Regular Season					Playoffs				
Season	**Club**	**League**	**GP**	**G**	**A**	**PTS**	**PIM**	**GP**	**G**	**A**	**PTS**	**PIM**
1995-96	Calgary	WHL	60	4	2	6	16	--	--	--	--	--
1996-97	Calgary	WHL	65	3	6	9	49	--	--	--	--	--
1997-98	Calgary	WHL	65	12	9	21	65	18	0	2	2	25
1998-99	Calgary	WHL	63	14	22	36	108	21	3	7	10	17
1999-00	Calgary	WHL	66	14	25	39	111	10	1	1	2	16
2000-01	Lowell	AHL	24	1	1	2	10	4	0	0	0	2
	Trenton	ECHL	3	0	1	1	2	--	--	--	--	--
2001-02	Manchester	AHL	78	5	13	18	45	5	0	1	1	4
2002-03	**Los Angeles**	**NHL**	**22**	**0**	**2**	**2**	**21**	**--**	**--**	**--**	**--**	**--**
	Manchester	AHL	38	4	21	25	60	3	0	0	0	4
2003-04	**Los Angeles**	**NHL**	**8**	**0**	**1**	**1**	**4**	**--**	**--**	**--**	**--**	**--**
	Manchester	AHL	66	7	13	20	51	6	0	1	1	10
2004-05	Milwaukee	AHL	80	11	11	22	92	5	0	0	0	4
2005-06	Milwaukee	AHL	8	0	0	0	12	--	--	--	--	--
	Nashville	**NHL**	**66**	**5**	**9**	**14**	**54**	**3**	**0**	**0**	**0**	**4**
2006-07	**Nashville**	**NHL**	**64**	**5**	**7**	**12**	**42**	**5**	**0**	**0**	**0**	**17**
2007-08	**Nashville**	**NHL**	**81**	**7**	**9**	**16**	**50**	**6**	**0**	**0**	**0**	**2**
2008-09	**Nashville**	**NHL**	**82**	**4**	**9**	**13**	**49**	--	--	--	--	--
	NHL TOTALS		**323**	**21**	**37**	**58**	**220**	**14**	**0**	**0**	**0**	**23**
	PREDATORS TOTALS		**293**	**21**	**34**	**55**	**163**	**14**	**0**	**0**	**0**	**23**

STATISTICAL BREAKDOWN

														SHOOTOUTS			
Year	**Team**	**PP**	**SH**	**GW**	**S**	**%**	**+/-**	**TF**	**FW**	**F%**	**MIN**	**H**	**BS**	**S**	**G**	**S%**	**GDG**
2002-03	L.A	0	0	0	9	0.0%	-5	175	84	48.0%	8:50	--	--	--	--	--	--
2003-04	L.A	0	0	0	2	0.0%	0	86	55	64.0%	10:38	--	--	--	--	--	--
2005-06	NSH	0	0	1	50	10.0%	9	613	333	54.3%	11:50	73	57	0	0	.000	0
2006-07	NSH	1	1	2	47	10.6%	-8	420	237	56.4%	11:02	72	43	0	0	.000	0
2007-08	NSH	0	2	2	61	11.5%	-9	572	298	52.1%	12:04	128	44	0	0	.000	0
2007-08	NSH	0	0	0	74	5.4%	-6	722	380	52.6%	13:50	140	50	0	0	.000	0
TOTALS		**1**	**3**	**5**	**243**	**8.6%**	**-19**	**2588**	**1387**	**53.6%**	**12:00**	**413**	**194**	**0**	**0**	**.000**	**0**



STEVE SULLIVAN

STEVE SULLIVAN
(STEEV SUH-lih-van)
Right Wing
Shoots: Right
Height: 5-9
Weight: 173 lbs
DOB: July 6, 1974
Timmins, Ontario
Hometown:
Timmins, Ontario

ACQUIRED
Feb. 16, 2004 – Acquired by Nashville from Chicago for a second-round selection in the 2004 Entry Draft (Ryan Garlock) and a second-round selection in the 2005 Entry Draft (Michael Blunden).

VERSUS THE NHL	GP	G	A	PTS	PIM	WITH PREDATORS	GP	G	A	PTS	PIM
ANA	35	15	14	29	22		12	4	7	11	10
ATL	7	3	2	5	10		2	0	2	2	2
BOS	21	7	13	20	4		3	1	0	1	2
BUF	16	3	4	7	16		1	0	1	1	0
CGY	36	10	18	28	14		9	1	6	7	6
CAR	16	3	9	12	12		1	1	0	1	2
CHI	30	8	20	28	10		20	7	15	22	8
COL	34	10	15	25	33		8	4	4	8	0
CBJ	36	13	26	39	26		17	3	13	16	6
DAL	33	8	7	15	38		7	3	0	3	16
DET	52	15	26	41	58		16	6	11	17	12
EDM	32	6	14	20	16		7	3	4	7	2
FLA	18	9	7	16	8		1	1	0	1	0
L.A	33	9	21	30	20		8	3	7	10	6
MIN	22	8	11	19	14		9	5	8	13	4
MTL	21	9	6	15	12		2	1	1	2	0
NSH	24	4	15	19	12		--	--	--	--	--
N.J	15	5	3	8	2		2	1	0	1	0
NYI	15	7	11	18	8		2	3	0	3	2
NYR	21	3	16	19	12		5	0	7	7	2
OTT	20	5	9	14	9		2	3	2	5	2
PHI	17	5	2	7	26		4	1	0	1	8
PHX	33	11	18	29	16		11	6	8	14	6
PIT	18	5	6	11	8		3	1	3	4	0
STL	50	18	27	45	18		17	6	9	15	4
S.J	32	9	17	26	11		8	3	2	5	2
T.B	17	4	8	12	14		1	0	0	0	4
TOR	14	6	7	13	6		2	1	2	3	2
VAN	32	15	13	28	20		8	3	5	8	4
WSH	14	6	5	11	6		2	2	0	2	0

CAREER NOTES: Has posted 190 points (73g-117a) in 191 games as a Predator… Nashville has gone 110-60-21 with him in the lineup.

2008-09: Won the NHL's 2009 Bill Masterton Memorial Trophy given "to the player who best exemplifies the qualities of perseverance, sportsmanship and dedication to hockey," becoming the first player in franchise history to win an NHL award… Returned to action on Jan. 10, 2009 vs. Chicago after missing 142 straight regular-season games and 11 playoff contests due to a back injury. The layoff spanned 687 days, making him just the third player in the post-World War II era to miss more than 600 days due to injury, then return to action (joining Jim Peplinski, Calgary and Mario Lemieux, Pittsburgh)… Nashville went 22-14-5 with him in the lineup and 18-20-3 without him… Notched 27 points (11g-16a) in the final 25 games of the season… Finished the campaign with points (3g-9a-12pts) in seven of the last nine games, including a five-game assist streak from March 26-April 3 (6a), tying a career high… Posted his 600th career NHL point with an assist on March 28 vs. Los Angeles, then scored the overtime game winner later that night… Played in his 750th career game on March 12 vs. the N.Y. Rangers… Registered his first point in 154 games in the second contest of his return – Jan. 13, 2009 at Toronto, and netted his first goal in two years on Feb. 18, 2009 at Detroit… Signed a two-year contract on July 1, 2009.

2007-08: Missed the entire season due to a back injury.

2006-07: Finished fourth on the team in scoring (22g-38a-60pts) despite playing in just 57 games… Tied for third on the team in game-winning goals (4) and finished 10th in the NHL in shooting percentage (18.0%)… Led the team in shorthanded goals (3) and ranked fourth on the team in power-play points (6g-17a-23pts)… Posted 17 multi-point games, including six three-point contests… Scored the game-winning goal (3g-2a-5pts) in three straight games from Jan. 5-9… Skated in his 700th NHL game on Dec. 30 vs. Boston… Scored his sixth career hat trick in a 6-0 win vs. Ottawa on Dec. 14. It was the franchise's second natural hat trick and set a team record for the fastest three goals by an individual (5:56)… Posted his 100th point as a Predator on Oct. 5 vs. Chicago… Missed 24 games, including the final 19 games of the season, due to injury.

2005-06: Tied for the team lead with 31 goals and ranked second on the club in scoring (31g-37a-68pts)… Tied for third on the club in assists (37) and tied for second in game-winning goals (5)… Finished second on the club with a career-high 13 power-play goals and third on the team with 34 power-play points (13g-21a)… Tied for the team lead in game-deciding shootout goals with two… Established a career-high 10-game point streak (5g-13a-18pts) from Mar. 7-25… Posted four straight multi-point games (2g-7a-9pts) from March 7-14… Registered his 500th career point and 300th assist at Calgary on March 7… Scored his fourth shorthanded goal of the season at Detroit on Jan. 24, tying him for the franchise record. The goal also marked the 200th of his career… Scored his 20th and 21st goal of the season vs. the N.Y. Islanders on Jan. 10, reaching the 20-goal mark in a season faster than any other player in franchise history (38 games)… Scored his first career penalty-shot goal at Chicago on Jan. 8… Named the NHL Offensive Player of the Week on Oct. 17 (4g-3a-7pts in three Nashville victories)… Missed 13 games due to injury. **PLAYOFFS:** Posted two assists in five playoff games.

2003-04: Notched a career-high with 49 assists, tying for ninth in the NHL… Also registered career-highs in shots (218) and average ice time (20:55)… Became the first Predator to record two four-point games in one season… Named NHL Offensive Player of the Week on Feb. 23 (3gp, 5g-5a-10pts). Tied a franchise record with 10 points in three consecutive games and became the second player in NHL history to post 10-or-more points in his first three games with a new team (Wayne Gretzky accomplished the feat with Los Angeles in 1988)… Acquired by Nashville on Feb. 16 and posted his fourth career hat trick (along with an assist) in his first game as a Predator on Feb. 18 vs. San Jose… One of two players (along with Jukka Hentunen) to compile a multi-point effort in his Nashville debut. The first Predator to score three power-play goals in a single game and the first player since L.A.'s Dominic Lavoie (Oct. 9, 1993 vs. Detroit) to score three-or-more goals

in his debut with a team… Led Chicago in scoring (15g-28a-43pts) at the time of the trade. **PLAYOFFS:** Appeared in all six WCQ games with Nashville… Ranked second among team forwards in average ice time (18:58)… Scored the game-winning goal in Game Four (April 13 vs. Detroit)… Awarded a penalty shot vs. Manny Legace (no goal) in Game One (April 7 at Detroit).

CAREER NOTES: Played in a career-high 82 games with Chicago in **2002-03**… Led the Blackhawks in goals (26), points (61) and multi-point games (14) and ranked second in assists (35) in 2002-03… Registered a career-high 67 penalty minutes in **2001-02**… Ranked among NHL leaders with team-highs in game-winning goals (tied for fourth with 8) and game-tying goals (tied for fourth with 2) in 2001-02… Selected as the 2001-02 FOX Sports Net/March of Dimes Blackhawk of the Year… Named NHL Player of the Month for Dec. 2001 (16gp, 7g-11a-18pts, +11)… Notched career-highs in goals (34) and points (75) in **2000-01**… Led the NHL in shorthanded goals (8) and shorthanded points (8g-2a-10pts) in 2000-01… Led Chicago in points and assists (41) in 2000-01… Tallied two shorthanded goals 51 seconds apart on Jan. 26, 2001 at Colorado… Served as an alternate captain for Canada at the 2001 World Championships in Germany… Led Chicago in assists (42) and plus-minus rating (+19) in **1999-00**… Made his international debut as an alternate captain for Team Canada at the 2000 World Championships in St. Petersburg, Russia, and tied for second in the tournament with three power-play goals… Led Toronto and ranked eighth in the NHL with a shooting percentage of 18.2% in **1998-99**… Played in 13 of Toronto's 17 playoff games in 1999… Played 63 games with Toronto in **1997-98**, including his 100th NHL game on Dec. 27 vs. Detroit… Led Toronto with a +14 rating in **1996-97**… Started the 1996-97 season with Albany (AHL), was recalled to New Jersey after 15 games and then traded to Toronto on Feb. 25, 1997… Named the NHL Rookie of the Month in March 1997 and a runner-up in February… Scored a goal in his NHL debut on Feb. 23, 1996 vs. Montreal… Named a First-Team AHL All-Star in **1995-96**… Appeared in the 1995 and 1996 AHL All-Star Games… A member of the 1995 AHL Calder Cup Champion Albany River Rats… Led AHL rookies and his team in scoring in **1994-95** with 81 points (31g-50a).

AMATEUR: Played two OHL seasons (1992-94) with Sault Ste. Marie, posting 87 goals and 89 assists (87g-89a-176pts) in 125 games.

BACKGROUND: Enjoys golf and wine collecting… Fluent in English and French… Spends his summers in Timmins, Ontario… Favorites include *The Godfather* (movie), *Entourage* (TV show), Garth Brooks (band/musician), Al Pacino (actor), steak (food) and Hawaii (vacation spot)… Enjoys Nashville for its country music… Chose his number (26) because his cousin (Bob Sullivan) wore it with the NHL's Hartford Whalers during the 1982-83 season… Nickname, "Sully"… Wife – Kristen; Sons – Aidyn, Garner and Drake; Daughter – Karlisle.

TRANSACTIONS: Feb. 16, 2004 – Acquired by Nashville from Chicago for a second-round selection in the 2004 Entry Draft (Ryan Garlock) and a second-round selection in the 2005 Entry Draft (Michael Blunden)… **Oct. 23, 1999** – Claimed on waivers by Chicago from Toronto… **Feb. 25, 1997** – Acquired by Toronto with Jason Smith and Alyn McCauley from New Jersey for Doug Gilmour, Dave Ellett and New Jersey's third-round choice (previously acquired; New Jersey selected Andre Lakos) in the 1999 Entry Draft… **June 24, 1994** – New Jersey's 10th choice, 233rd overall (ninth round), in the 1994 Entry Draft.

CAREER PENALTY SHOTS (7)

- March 6, 1999 at Ottawa (Tugnutt): no goal
- Nov. 15, 2002 vs. Washington (Kolzig): no goal
- Feb. 25, 2003 vs. Philadelphia (Cechmanek): no goal
- Nov. 10, 2005 vs. Dallas (Turco): no goal
- Dec. 7, 2005 at Washington (Kolzig): no goal
- Dec. 23, 2005 at Columbus (Denis): no goal
- Jan. 8, 2006 at Chicago (Anderson): goal

CAREER HAT TRICKS (6)

- Dec. 14, 2006 vs. Ottawa
- Nov. 10, 2005 vs. Dallas
- Feb. 18, 2004 vs. San Jose
- March 9, 2003 vs. Boston
- Dec. 21, 2000 vs. Vancouver
- April 10, 1999 vs. Florida

26

CAREER HIGHLIGHTS

MOST GOALS, GAME:
4 - April 10, 1999 vs. Florida

MOST ASSISTS, GAME:
4 - Feb. 15, 2003 at Columbus

MOST POINTS, GAME:
5 - twice, last (3g-2a) March 9, 2003 vs. Boston

MOST PIM, GAME:
22 - April 10, 2002 at Detroit

MOST SHOTS, GAME:
8 - March 15, 2000 at Toronto

LONGEST GOAL-SCORING STREAK:
5 - (5g) Dec. 13-21, 2005

LONGEST ASSIST STREAK:
5 - three times, last (6a) March 26-April 3, 2009

LONGEST POINT-SCORING STREAK:
10 - twice, last (6g-8a) Jan. 13-Feb. 3, 2007

CAREER HAT TRICKS:
6 (see list)

CAREER PENALTY SHOTS:
7 (see list)

CAREER OVERTIME POINTS:
10 (5g-5a)

FIRST NHL GAME:
Feb. 23, 1996 vs. Montreal

FIRST NHL GOAL:
Feb. 23, 1996 vs. Montreal (Pat Jablonski)

FIRST GAME AS A PREDATOR:
Feb. 18, 2004 vs. San Jose

FIRST GOAL AS A PREDATOR:
Feb. 18, 2004 vs. San Jose (Evgeni Nabokov)



STEVE SULLIVAN

INTERNATIONAL RECORD

CANADA

Year	Event	GP	G	A	PTS	PIM
2000	WC	9	4	1	5	14
2001	WC	7	1	2	3	10

CAREER RECORD

			Regular Season					Playoffs				
Season	Club	League	GP	G	A	PTS	PIM	GP	G	A	PTS	PIM
1992-93	Sault Ste. Marie	OHL	62	36	27	63	44	16	3	8	11	18
1993-94	Sault Ste. Marie	OHL	63	51	62	113	82	14	9	16	25	22
1994-95	Albany	AHL	75	31	50	81	124	14	4	7	11	10
1995-96	**New Jersey**	**NHL**	**16**	**5**	**4**	**9**	**8**	--	--	--	--	--
	Albany	AHL	53	33	42	75	127	4	3	0	3	6
1996-97	**New Jersey**	**NHL**	**33**	**8**	**14**	**22**	**14**	--	--	--	--	--
	Albany	AHL	15	8	7	15	16	--	--	--	--	--
	Toronto	**NHL**	**21**	**5**	**11**	**16**	**23**	--	--	--	--	--
1997-98	**Toronto**	**NHL**	**63**	**10**	**18**	**28**	**40**	--	--	--	--	--
1998-99	**Toronto**	**NHL**	**63**	**20**	**20**	**40**	**28**	**13**	**3**	**3**	**6**	**14**
1999-00	**Toronto**	**NHL**	**7**	**0**	**1**	**1**	**4**	--	--	--	--	--
	Chicago	**NHL**	**73**	**22**	**42**	**64**	**52**	--	--	--	--	--
2000-01	**Chicago**	**NHL**	**81**	**34**	**41**	**75**	**54**	--	--	--	--	--
2001-02	**Chicago**	**NHL**	**78**	**21**	**39**	**60**	**67**	**5**	**1**	**0**	**1**	**2**
2002-03	**Chicago**	**NHL**	**82**	**26**	**35**	**61**	**42**	--	--	--	--	--
2003-04	**Chicago**	**NHL**	**56**	**15**	**28**	**43**	**36**	--	--	--	--	--
	Nashville	**NHL**	**24**	**9**	**21**	**30**	**12**	**6**	**1**	**1**	**2**	**6**
2004-05			DID NOT PLAY									
2005-06	**Nashville**	**NHL**	**69**	**31**	**37**	**68**	**50**	**5**	**0**	**2**	**2**	**0**
2006-07	**Nashville**	**NHL**	**57**	**22**	**38**	**60**	**20**	--	--	--	--	--
2007-08			DID NOT PLAY – INJURED									
2008-09	**Nashville**	**NHL**	**41**	**11**	**21**	**32**	**30**	--	--	--	--	--
	NHL TOTALS		**764**	**239**	**370**	**609**	**480**	**29**	**5**	**6**	**11**	**22**
	PREDATORS TOTALS		**191**	**73**	**117**	**190**	**112**	**11**	**1**	**3**	**4**	**6**

STATISTICAL BREAKDOWN

														SHOOTOUTS			
Year	**Team**	**PP**	**SH**	**GW**	**S**	**%**	**+/-**	**TF**	**FW**	**F%**	**MIN**	**H**	**BS**	**S**	**G**	**S%**	**GDG**
1995-96	N.J	2	0	1	23	21.7%	3	--	--	--	--	--	--	--	--	--	--
1996-97	N.J	2	0	2	63	12.7%	9	--	--	--	--	--	--	--	--	--	--
	TOR	1	0	1	45	11.1%	5	--	--	--	--	--	--	--	--	--	--
1997-98	TOR	1	0	1	112	8.9%	-8	--	--	--	--	--	--	--	--	--	--
1998-99	TOR	4	0	5	110	18.2%	12	685	304	44.4%	14:12	26	11	--	--	--	--
1999-00	TOR	0	0	0	11	0.0%	-1	47	23	48.9%	11:52	1	0	--	--	--	--
	CHI	2	1	6	169	13.0%	20	692	332	48.0%	18:05	39	15	--	--	--	--
2000-01	CHI	6	8	3	204	16.7%	3	649	275	42.4%	20:32	34	22	--	--	--	--
2001-02	CHI	3	0	8	155	13.5%	23	758	371	48.9%	19:10	54	20	--	--	--	--
2002-03	CHI	4	2	3	190	13.7%	15	382	176	46.1%	19:15	--	--	--	--	--	--
2003-04	CHI	4	2	4	140	10.7%	-7	103	46	44.7%	21:18	--	--	--	--	--	--
	NSH	7	0	0	78	11.5%	8	124	54	43.5%	20:01	--	--	--	--	--	--
2005-06	NSH	13	4	5	192	16.1%	2	42	22	52.4%	19:05	26	18	7	3	.429	2
2006-07	NSH	6	3	4	122	18.0%	16	39	15	38.5%	19:25	36	13	4	2	.500	1
2007-08							DID NOT PLAY – INJURED										
2008-09	NSH	3	0	2	83	13.3%	2	4	0	0.0%	18:29	15	6	6	1	.167	1
TOTALS		**58**	**20**	**45**	**1697**	**14.1%**	**102**	**3525**	**1618**	**45.9%**	**18:50**	**231**	**105**	**17**	**6**	**.353**	**4**



ALEXANDER SULZER

ALEXANDER SULZER
(al-ehx-AN-duhr SUHLT-suhr)
Defense
Shoots: Left
Height: 6-1
Weight: 196 lbs
DOB: May 30, 1984
Kaufbeuren, Germany
Hometown:
Kaufbeuren, Germany

ACQUIRED
June 22, 2003 – Nashville's seventh choice, 92nd overall (third round), in the 2003 Entry Draft.

VERSUS THE NHL

	GP	G	A	PTS	PIM
ANA	0	0	0	0	0
ATL	0	0	0	0	0
BOS	0	0	0	0	0
BUF	0	0	0	0	0
CGY	0	0	0	0	0
CAR	0	0	0	0	0
CHI	0	0	0	0	0
COL	0	0	0	0	0
CBJ	0	0	0	0	0
DAL	0	0	0	0	0
DET	0	0	0	0	0
EDM	0	0	0	0	0
FLA	0	0	0	0	0
L.A	0	0	0	0	0
MIN	0	0	0	0	0
MTL	1	0	0	0	0
NSH	--	--	--	--	--
N.J	0	0	0	0	0
NYI	0	0	0	0	0
NYR	0	0	0	0	0
OTT	0	0	0	0	0
PHI	0	0	0	0	0
PHX	0	0	0	0	0
PIT	0	0	0	0	0
STL	0	0	0	0	0
S.J	0	0	0	0	0
T.B	0	0	0	0	0
TOR	0	0	0	0	0
VAN	1	0	0	0	0
WSH	0	0	0	0	0

2008-09: Became the first German-born player in franchise history to suit up for the club on Jan. 15 at Montreal… Recalled to Nashville on two occasions (Jan. 14 and Jan. 26)… Ranked fourth among American Hockey League defensemen in points per game (.71)… Missed 17 games at the NHL level, and Milwaukee's final 15 games and all 11 Calder Cup playoff games due to injury… Was third among AHL blueliners in points (34), and tied for third in goals (8) at the time of his injury… Also ranked third on the Admirals in both points and assists (26), and second on the club in power-play points (15) when he went down… Reached the scoresheet in 12 of 14 games during December, totaling 18 points (6g-12a) in that span, helping Milwaukee to 12 wins, its most during a month in franchise history… Signed a two-year contract on Jan. 8, 2008.

2007-08: Tied for first among Milwaukee (AHL) defensemen in assists (25), and ranked third on the Admirals in d-men points (32) and goals (7) during his first season in North America… The lone Milwaukee defenseman to score a shorthanded goal in 2007-08… Notched a seven-game assist streak (7a) from Jan. 20-Feb. 4, tied for the longest assist streak among AHL blueliners and tied for the sixth-longest streak in the AHL… Missed 19 regular-season games, and all six of Milwaukee's 2008 Calder Cup playoff games due to injury.

AMATEUR: Played four seasons with Dusseldorf (Germany) (2003-07)… Played six games with Germany at the 2007 World Championships in Russia… Ranked third in defensemen scoring (3g-15a-18pts) with Dusseldorf and led club blueliners in playoff goals (3) in 2005-06… Played for Germany at the 2006 Winter Olympic Games… Skated in three games for Team Germany at the 2005 World Championships… Was named the outstanding defenseman at the D1-Group A World Championships in 2004, leading all defensemen and tying for sixth overall in scoring (2g-7a-9pts)… Opened the 2002-03 season with Kaufbeuren (Germany-2) before joining Hamburg in the first division in the winter… Played for Germany at the 2003 World Junior Championships… The first German player drafted by Nashville.

BACKGROUND: Nickname: "Sulzy"… Lists San Jose defenseman Christian Ehrhoff as his best friend in the NHL… Would like to be a professional sports agent when his hockey career is finished… His most memorable hockey moments were his first NHL game and playing in the 2006 Torino Olympics… Favorites include: Südtirol, Italy (vacation spot), Ray Bourque (player growing up) and Denver (favorite NHL city to visit)… The historical figure he would have most liked to have met is Alexander the Great… Wife – Julia.

TRANSACTIONS: June 22, 2003 – Nashville's seventh choice, 92nd overall (third round), in the 2003 Entry Draft.

52

CAREER HIGHLIGHTS

MOST GOALS, GAME:	None
MOST ASSISTS, GAME:	None
MOST POINTS, GAME:	None
MOST PIM, GAME:	None
MOST SHOTS, GAME:	None
LONGEST GOAL-SCORING STREAK:	None
LONGEST ASSIST STREAK:	None
LONGEST POINT-SCORING STREAK:	None
CAREER HAT TRICKS:	None
CAREER PENALTY SHOTS:	None
CAREER OVERTIME POINTS:	None
FIRST NHL GAME:	Jan. 15, 2009 at Montreal
FIRST NHL GOAL:	None
FIRST GAME AS A PREDATOR:	Jan. 15, 2009 at Montreal
FIRST GOAL AS A PREDATOR:	None

INTERNATIONAL RECORD

GERMANY

Year	Event	GP	G	A	PTS	PIM
2003	WJC	6	0	2	2	14
2004	WJC-1	5	2	7	9	12
2005	WC	3	0	0	0	4
2006	Olympics	5	0	1	1	2
2007	WC	6	0	0	0	4

CAREER RECORD

			Regular Season					Playoffs				
Season	Club	League	GP	G	A	PTS	PIM	GP	G	A	PTS	PIM
2000-01	ESV Kaufbeuren	Germany-3	38	3	6	9	20	--	--	--	--	--
	Kaufbeuren Jr.	Germany-Jr.	1	0	2	2	2	--	--	--	--	--
2001-02	ESV Kaufbeuren	Germany-3	19	1	9	10	14	--	--	--	--	--
	Kaufbeuren Jr.	Germany-Jr.	1	0	0	0	4	--	--	--	--	--
2002-03	ESV Kaufbeuren	Germany-2	26	5	3	8	38	1	0	1	1	4
	Hamburg	Germany	18	0	1	1	18	5	0	0	0	12
2003-04	Dusseldorf	Germany	46	4	1	5	56	4	0	0	0	8
2004-05	Dusseldorf	Germany	42	5	6	11	68	--	--	--	--	--
	EV Duisburg	Germany-2	--	--	--	--	--	7	0	3	3	6
2005-06	Dusseldorf	Germany	48	3	15	18	82	13	3	6	9	22
2006-07	Dusseldorf	Germany	44	4	11	15	82	9	2	1	3	20
2007-08	Milwaukee	AHL	61	7	25	32	47	--	--	--	--	--
2008-09	Milwaukee	AHL	48	8	26	34	**36**	**--**	**--**	**--**	**--**	**--**
	Nashville	**NHL**	**2**	**0**	**0**	**0**	**0**	**--**	**--**	**--**	**--**	**--**
	NHL/PREDATORS TOTALS		**2**	**0**	**0**	**0**	**0**	--	--	--	--	--

STATISTICAL BREAKDOWN

														SHOOTOUTS			
Year	Team	PP	SH	GW	S	%	+/-	TF	FW	F%	MIN	H	BS	S	G	S%	GDG
2008-09	NSH	0	0	0	0	0	0	0	0	0	6:33	0	1	0	0	.000	0
TOTALS		**0**	**0**	**0**	**0**	**0**	**0**	**0**	**0**	**0**	**6:33**	**0**	**1**	**0**	**0**	**.000**	**0**

RYAN SUTER

RYAN SUTER
(RIGH-uhn SOO-tuhr)
Defense
Shoots: Left
Height: 6-1
Weight: 194 lbs
DOB: January 21, 1985
Madison, Wisconsin
Hometown:
Madison, Wisconsin

ACQUIRED
June 22, 2003 – Nashville's first choice, seventh overall (first round), in the 2003 NHL Entry Draft.

VERSUS THE NHL

	GP	G	A	PTS	PIM
ANA	16	2	4	6	10
ATL	4	1	0	1	2
BOS	3	0	1	1	4
BUF	3	0	2	2	4
CGY	16	2	4	6	12
CAR	3	0	2	2	4
CHI	27	2	10	12	30
COL	16	0	6	6	10
CBJ	27	0	7	7	26
DAL	14	1	4	5	17
DET	30	2	6	8	25
EDM	16	3	4	7	10
FLA	4	0	2	2	4
L.A	15	1	5	6	12
MIN	14	2	4	6	22
MTL	3	0	2	2	4
NSH	--	--	--	--	--
N.J	3	0	2	2	4
NYI	3	0	0	0	0
NYR	3	0	1	1	0
OTT	3	1	1	2	2
PHI	3	0	2	2	2
PHX	15	1	2	3	8
PIT	3	1	1	2	0
STL	26	1	13	14	12
S.J	15	1	4	5	22
T.B	3	0	1	1	2
TOR	3	0	0	0	0
VAN	16	1	2	3	10
WSH	4	1	1	2	6

2008-09: Established career highs in assists (38) and points (45), ranking second on the club in helpers, and second among team defensemen in points… Also ranked 12th among NHL blueliners in assists and tied for 16th in points… Ranked second among team d-men in goals (7)… Set a franchise record for average ice time with a career high (24:15), playing more than 20 minutes in 81-of-82 games… Ranked second on the club in power-play assists with a career-high (15) and third in power-play points with a personal best (18)… Posted career marks in power-play goals (3) and game-winning goals (3)… Tied for the team lead in overtime points (1g-2a)… One of five players to appear in all 82 games, doing so for the second time in three seasons… Set career highs in shots (143), penalty minutes (73), hits (87) and blocked shots (93)… Notched seven multi-assist performances, more than doubling his career output… Tied for second among NHL blueliners in points during the month of March with 12 (3g-9a) in 14 games. This included a career-high eight-game point streak from March 3-18 (2g-8a), the longest such streak by a Predator in 2008-09… Played in his 300th NHL game on March 18, 2009 at Anaheim… Posted his 100th career point (assist) on Feb. 12, 2009 vs. St. Louis… Represented the United States at the 2009 World Championships in Switzerland… Ranked third on Team USA in average ice time (20:20) and named the club's best player in the bronze-medal game against Sweden.

2007-08: Led all team defensemen in goals (7) and ranked second in points… Ranked third on the club in average time on ice (20:34)… Collected his first career game-winning goal on Dec. 8 vs. Anaheim… Signed a four-year contract on June 16, 2008. **PLAYOFFS:** Ranked second in average time on ice (21:12) while appearing in all six postseason games… Scored the game-tying goal in Game Three of the club's WCQ series with Detroit. Nine seconds later, Jason Arnott netted the game winner, marking the first time in NHL history that a team has gone from trailing a playoff game to leading it in less than 10 seconds… Also collected an assist in Game Three, his first career playoff assist.

2006-07: Established career-highs in games played (82), goals (8) and plus/minus rating (+10)… Was one of three Predators to play in all 82 games… Ranked fourth on the club in average ice time (20:09)… Scored his first career power-play goal vs. Vancouver on Oct. 31… Registered three points (1g-2a) in seven games with Team USA at the 2007 World Championships in Russia. **PLAYOFFS:** Played in all five of Nashville's WCQ games vs. San Jose. Game One was his first career playoff game and he scored his first career playoff goal in Game Three… Ranked second on the club in average ice time (23:18).

2005-06: Led Nashville rookies in assists (15), points (1g-15a-16pts), shots (84), penalty minutes (66), average ice time (17:21) and games played (71)… Tied for 12th among NHL rookies with a +7 rating… Tied for 13th among NHL rookie d-men in assists and tied for 15th in points… Scored his first career NHL goal, added an assist and posted a +4 rating at Chicago on Dec. 21… Posted his first NHL multi-point game with two assists… Notched an assist in his NHL debut vs. San Jose on Oct. 5.

CAREER NOTES: Played his first pro season with Milwaukee (AHL) and tied for third on the team with a +10 rating in **2004-05**… Also led Milwaukee in 2005 playoff assists (5) and ranked third in playoff scoring (1g-5a-6pts)… Served as captain for Team USA at the 2005 World Junior Championships, and became 16th American to compete in three World Junior tournaments… Named to the All-Tournament Team after leading 2005 WJC tournament defensemen in scoring (1g-7a-8pts), tying for second on Team USA in points and tying for third in the entire tournament in assists… Also appeared in one contest with Team USA at the 2005 World Championships in Austria.

AMATEUR: Helped the United States capture its first-ever gold medal at the World Junior Championships in 2004… Finished his freshman season at the University of Wisconsin (WCHA) in 2003-04 and was named to the All-WCHA Third Team, the All-WCHA Rookie Team and USCHO.com's All-Rookie Team… Ranked second on Wisconsin with a +19 rating and third with 93 penalty minutes, and led team defensemen with 16 assists… The first American player selected (No. 7 overall) at the 2003 NHL Entry Draft… Won USA Hockey's 2002-03 Bob Johnson Award, given annually to the U.S. player who excels in international competition… Played for the U.S. at the 2003 World Junior Championships… Helped the U.S. advance to the bronze-medal game at the 2003 World U-18 Championships in Russia, finishing fourth in team scoring and seventh among the tournament's top-scoring defensemen… The only member of the NTDP to win two gold medals in one season in 2002, when he won gold at the U-18 and U-17 World Championships… Earned best defenseman honors at the 2002 U-18 World Championships in Slovakia, capturing a gold medal with the U.S. team while tying as the tournament's top-scoring defenseman… Played for the U.S. Select U-18 team at the 2001 Four Nations Tournament in the Czech Republic… Selected to play in the 2001 USA Hockey Select-16 Tournament.

BACKGROUND: Enjoys golf and fishing… Favorites include *Old School* (movie), *SportsCenter* (TV show), Tim McGraw and the Dance Hall Doctors (band/musician), Will Ferrell (actor), Alaska (favorite vacation spot) and Stoney River Grille (favorite Nashville restaurant)… Enjoys Nashville for the country music… His father, Bob Suter - a member of the 1980 "Miracle on Ice" U.S. Olympic Team - played for the Nashville South Stars and played at the University of Wisconsin… His uncles, Gary Suter (who enjoyed a distinguished 17-year career in the NHL) and John Suter, also played at Wisconsin… Got married in the summer of 2009… Wife – Becky.

TRANSACTIONS: June 22, 2003 – Nashville's first choice, seventh overall (first round), in the 2003 NHL Entry Draft.



20

CAREER HIGHLIGHTS

MOST GOALS, GAME:
1 - 23 times, last March 29, 2009 at Detroit

MOST ASSISTS, GAME:
3 - March 18, 2009 at Anaheim

MOST POINTS, GAME:
3 - (3a) March 18, 2009 at Anaheim

MOST PIM, GAME:
7 - March 1, 2008 at Dallas

MOST SHOTS, GAME:
6 - Dec. 4, 2009 vs. Minnesota

LONGEST GOAL-SCORING STREAK:
2 - (2g) Oct. 31-Nov. 1, 2006

LONGEST ASSIST STREAK:
4 - three times, last (6a) March 12-18, 2009

LONGEST POINT-SCORING STREAK:
8 - (2g-8a) March 3-18, 2009

CAREER HAT TRICKS:
None

CAREER PENALTY SHOTS:
None

CAREER OVERTIME POINTS:
4 (1g-3a)

FIRST NHL GAME:
Oct. 5, 2005 vs. San Jose

FIRST NHL GOAL:
Dec. 21, 2005 at Chicago (Nikolai Khabibulin)

FIRST GAME AS A PREDATOR:
Oct. 5, 2005 vs. San Jose

FIRST GOAL AS A PREDATOR:
Dec. 21, 2005 at Chicago (Nikolai Khabibulin)

INTERNATIONAL RECORD

UNITED STATES

Year	Event	GP	G	A	PTS	PIM
2003	WJC	7	2	1	0	2
2004	WJC	6	0	2	2	8
2005	WJC	7	1	7	8	20
	WC	1	0	0	0	0
2006	WC	7	1	1	2	10
2007	WC	7	1	2	3	12
2009	WC	9	1	2	3	8

CAREER RECORD

			Regular Season					Playoffs				
Season	Club	League	GP	G	A	PTS	PIM	GP	G	A	PTS	PIM
2001-02	USNTDP	U-17	8	2	11	13	21	--	--	--	--	--
	USNTDP	U-18	27	4	10	14	6					
	USNTDP	NAHL	35	2	10	12	75	--	--	--	--	--
2002-03	USNTDP	U-18	42	7	17	24	124	--	--	--	--	--
	USNTDP	NAHL	9	2	5	7	12	--	--	--	--	--
2003-04	U. of Wisconsin	WCHA	39	3	16	19	93	--	--	--	--	--
2004-05	Milwaukee	AHL	63	7	16	23	70	7	1	5	6	16
2005-06	**Nashville**	**NHL**	**71**	**1**	**15**	**16**	**66**	**--**	**--**	**--**	**--**	**--**
2006-07	**Nashville**	**NHL**	**82**	**8**	**16**	**24**	**54**	**5**	**1**	**0**	**1**	**8**
2007-08	**Nashville**	**NHL**	**76**	**7**	**24**	**31**	**71**	**6**	**1**	**1**	**2**	**4**
2008-09	**Nashville**	**NHL**	**82**	**7**	**38**	**45**	**73**	**--**	**--**	**--**	**--**	**--**
	PREDATORS/NHL TOTALS		**311**	**23**	**93**	**116**	**264**	**11**	**2**	**1**	**3**	**12**

STATISTICAL BREAKDOWN

														SHOOTOUTS			
Year	Team	PP	SH	GW	S	%	+/-	TF	FW	F%	MIN	H	BS	S	G	S%	GDG
2005-06	NSH	0	0	0	84	1.2%	7	0	0	0.0%	17:21	38	86	0	0	.000	0
2006-07	NSH	1	0	0	87	9.2%	10	0	0	0.0%	20:09	45	69	0	0	.000	0
2007-08	NSH	1	0	1	138	5.1%	3	0	0	0.0%	20:34	57	75	0	0	.000	0
2007-08	NSH	3	0	3	143	4.9%	-16	0	0	0.0%	24:15	87	93	0	0	.000	0
TOTALS		**5**	**0**	**4**	**452**	**5.1%**	**4**	**0**	**0**	**0.0%**	**20:42**	**227**	**323**	**0**	**0**	**.000**	**0**



JORDIN TOOTOO

JORDIN TOOTOO
(JOHR-dihn TOO-too)
Right Wing
Shoots: Right
Height: 5-9
Weight: 200 lbs
DOB: February 2, 1983
Churchill, Manitoba
Hometown:
Rankin Inlet, Nunavut

ACQUIRED
June 24, 2001 – Nashville's sixth choice, 98th overall (fourth round), in the 2001 NHL Entry Draft.

VERSUS THE NHL

	GP	G	A	PTS	PIM
ANA	14	2	1	3	16
ATL	4	3	2	5	0
BOS	3	0	3	3	0
BUF	3	0	0	0	11
CGY	16	2	3	5	28
CAR	1	0	0	0	0
CHI	30	1	4	5	33
COL	16	0	1	1	17
CBJ	28	3	6	9	88
DAL	16	2	1	3	35
DET	29	2	1	3	29
EDM	13	1	0	1	16
FLA	4	0	0	0	0
L.A	14	1	2	3	8
MIN	15	0	0	0	38
MTL	4	0	1	1	5
NSH	--	--	--	--	--
N.J	3	0	0	0	2
NYI	3	0	0	0	4
NYR	4	0	1	1	2
OTT	3	0	1	1	0
PHI	3	0	0	0	2
PHX	12	0	1	1	47
PIT	3	1	0	1	4
STL	23	5	5	10	66
S.J	16	0	0	0	24
T.B	2	1	0	1	0
TOR	2	0	0	0	0
VAN	16	2	2	4	37
WSH	4	0	0	0	20

2008-09: Established career highs in assists (12), games played (72), shots (138) and average ice time (12:05)… Led the club in penalty minutes (124) for the third consecutive season… Ranked second among Nashville forwards in hits with a career high (129)… Played in his 300th career game on April 3 in Chicago… Missed nine games due to injury.

2007-08: Established career highs in goals (11) and points (18)… His goal total in 2007-08 equaled his first three NHL seasons combined… Also attained a personal best in shooting percentage (11.2%)… Led the club in penalty minutes (100)… Registered three multi-point games, tying his total from the previous two seasons combined… Scored his first career game-winning goal on March 1 at Dallas… Signed a two-year contract on Jan. 31, 2008… Missed 18 games due to injury. **PLAYOFFS**: Appeared in all six of the club's postseason games… Tied for the team lead in goals (2)… Scored goals in each of the first two games of the club's WCQ series vs. Detroit. It was the first goal-scoring streak of his career – playoffs and regular season combined.

2006-07: Led the team in penalty minutes (116)… Led Nashville forwards in hits (89)… Missed 10 games due to injury/illness and five games due to suspension. **PLAYOFFS:** Played in four of Nashville's five WCQ games vs. San Jose and recorded his first career playoff point with an assist in Game Four (April 18).

2005-06: In 34 games played, posted six assists and 10 points, more than doubling his 70-game output from 2003-04 (4g-4a) … Tied for third on the club with a career-high +9 rating… Played in his 100th career NHL game vs. St. Louis on April 1… After posting one multi-point game in his first 72 NHL contests, he registered two in a three game span (Dec. 17 vs. Columbus and Dec. 21 at Chicago)… Opened the season with Nashville but spent four stretches (Oct. 10-Dec. 15, Jan. 16-Feb. 4, Feb. 9-March 7 and April 30-June 15) with Milwaukee (AHL). Registered 27 points (13g-14a) in 41 games with the Milwaukee Admirals (AHL) and ranked second on the club in penalty minutes (133)… Ranked second on the Ads in penalty minutes (35) and third in goals (9) in the playoffs… Missed five NHL games due to injury. **PLAYOFFS:** Appeared in three of Nashville's five playoff games.

2004-05: Led Milwaukee in penalty minutes (266)… Also led Milwaukee with 41 penalty minutes in the playoffs.

2003-04: Led Nashville and ranked fifth among NHL rookies in penalty minutes (137)… Also led the Predators and ranked fifth among league rookies in major penalties (15)… Recorded his first multi-point game (1g-1a) on Jan. 10 vs. St. Louis. **PLAYOFFS:** Appeared in five of Nashville's six first-round playoff games.

AMATEUR: Voted Brandon's Most Popular Player in each of his four WHL seasons (1999-2003) and finished his Wheat Kings career ranked third all-time in penalty minutes (874)… Named a 2003 WHL Eastern Conference First-Team All-Star… Led Brandon (WHL) in penalty minutes (216) and tied for first in points (74) in 2002-03… Won a silver medal with Team Canada at the 2003 World Junior Championships… Led Brandon in goals (32), assists (39) and points (71) and ranked second in game-winning goals (6) and penalty minutes (276) in 2001-02… Performed for Team Orr at the 2001 CHL/NHL Top Prospects Game… Won the hardest shot event at the 2001 Top Prospects Skills Evaluation (96.1 mph)… Recognized as Brandon's hardest worker in 2000-01… Led the 2000-01 Wheat Kings in playoff scoring with six points (2g-4a)… Captained Canada's U-18 team at the 2000 Four Nations tournament in Slovakia, capturing a gold medal… Skated for Team West in the 2000 U-17 World Hockey Challenge… Played for the OCN Blizzard (MJHL) in 1998-99, earning Rookie of the Year and Scholastic Player of the Year honors.

BACKGROUND: His hometown is Rankin Inlet, Nunavut, located on Canada's Hudson Bay… He splits his summers between Rankin Inlet and Kelowna, B.C.… Fluent in English and Inuktituk… Became the first player of Inuit descent to skate in an NHL game when he made his NHL debut… Ranked eighth on *The Globe and Mail's* list of the top 25 sports figures in Canada for 2003… Nominated as Manitoba's Sportsman of the Year for 2000… His story has been featured in publications such as *USA Today*, *Sports Illustrated*, *ESPN Magazine* and *MacLean's*… Enjoys fishing, hunting and golf… Favorites include *Tommy Boy* (movie), Dierks Bentley (band/musician), Al Pacino (actor) and Fiji (vacation spot)… Enjoys traditional foods such as raw caribou, seals, whale and fish… Playing for Team Canada at the 2003 World Junior Championships is his favorite hockey moment… Idolized the play of Wendel Clark while growing up… Nickname "Toots"… Single.

TRANSACTIONS: **June 24, 2001** – Nashville's sixth choice, 98th overall (fourth round), in the 2001 NHL Entry Draft.

22

CAREER HIGHLIGHTS

MOST GOALS, GAME:
1 - 26 times, last Jan. 17, 2009 vs. Atlanta

MOST ASSISTS, GAME:
2 - twice, last Dec. 30, 2006 vs. Boston

MOST POINTS, GAME:
2 - seven times, last (1g-1a) April 1, 2008 at St. Louis

MOST PIM, GAME:
17 - Dec. 22, 2003 vs. Phoenix

MOST SHOTS, GAME:
6 - twice, last Nov. 17, 2007 vs. St. Louis

LONGEST GOAL-SCORING STREAK:
2 - (2g) Oct. 23-25, 2008

LONGEST ASSIST STREAK:
2 - three times, last (2a) Dec. 22-23, 2007

LONGEST POINT-SCORING STREAK:
3 - (2g-1a) March 14-18, 2006

CAREER HAT TRICKS:
None

CAREER PENALTY SHOTS:
None

CAREER OVERTIME POINTS:
None

FIRST NHL GAME:
Oct. 9, 2003 vs. Anaheim

FIRST NHL GOAL:
Oct. 23, 2003 at Atlanta (Pasi Nurminen)

FIRST GAME AS A PREDATOR:
Oct. 9, 2003 vs. Anaheim

FIRST GOAL AS A PREDATOR:
Oct. 23, 2003 at Atlanta (Pasi Nurminen)

INTERNATIONAL RECORD

CANADA

Year	Event	GP	G	A	PTS	PIM
2003	WJC	6	1	1	2	4

CAREER RECORD

			Regular Season					Playoffs				
Season	**Club**	**League**	**GP**	**G**	**A**	**PTS**	**PIM**	**GP**	**G**	**A**	**PTS**	**PIM**
1999-00	Brandon	WHL	45	6	10	16	214	--	--	--	--	--
2000-01	Brandon	WHL	60	20	28	48	172	6	2	4	6	18
2001-02	Brandon	WHL	64	32	39	71	272	16	4	3	7	58
2002-03	Brandon	WHL	51	35	39	74	216	17	6	3	9	49
2003-04	**Nashville**	**NHL**	**70**	**4**	**4**	**8**	**137**	**5**	**0**	**0**	**0**	**4**
2004-05	Milwaukee	AHL	59	10	12	22	266	6	0	0	0	41
2005-06	**Nashville**	**NHL**	**34**	**4**	**6**	**10**	**55**	**3**	**0**	**0**	**0**	**0**
	Milwaukee	AHL	41	13	14	27	133	15	9	2	11	35
2006-07	**Nashville**	**NHL**	**65**	**3**	**6**	**9**	**116**	**4**	**0**	**1**	**1**	**21**
2007-08	**Nashville**	**NHL**	**63**	**11**	**7**	**18**	**100**	**6**	**2**	**0**	**2**	**4**
2008-09	**Nashville**	**NHL**	**72**	**4**	**12**	**16**	**124**	**--**	**--**	**--**	**--**	**--**
	NHL/PREDATORS TOTALS		**304**	**26**	**35**	**61**	**532**	**18**	**2**	**1**	**3**	**29**

STATISTICAL BREAKDOWN

															SHOOTOUTS		
Year	**Team**	**PP**	**SH**	**GW**	**S**	**%**	**+/-**	**TF**	**FW**	**F%**	**MIN**	**H**	**BS**	**S**	**G**	**S%**	**GDG**
2003-04	NSH	2	0	0	92	4.3%	-6	18	10	55.6%	8:29	--	--	--	--	--	--
2005-06	NSH	0	0	0	61	6.6%	9	17	12	70.6%	9:15	56	4	0	0	.000	0
2006-07	NSH	0	0	0	77	3.9%	-11	12	4	33.3%	8:24	89	9	0	0	.000	0
2007-08	NSH	0	0	1	98	11.2%	-8	4	2	50.0%	9:53	64	5	0	0	.000	0
2007-08	NSH	0	0	1	138	2.9%	-15	16	9	56.3%	12:05	129	14	0	0	.000	0
TOTALS		**2**	**0**	**2**	**466**	**5.6%**	**-31**	**67**	**37**	**55.2%**	**9:42**	**338**	**32**	**0**	**0**	**.000**	**0**



JOEL WARD

JOEL WARD
(JOHL WOHRD)
Right Wing
Shoots: Right
Height: 6-1
Weight: 220 lbs
DOB: December 2, 1980
Toronto, Ontario
Hometown:
Toronto, Ontario

ACQUIRED
July 14, 2008 – Signed as a free agent by Nashville.

2008-09: Tied for fourth on the club in goals (17) and ranked third in shooting percentage (12.8%)... Tied for second on the club in multi-goal games (3)... One of only three Predators to notch multiple shorthanded goals (2)... Nashville posted a 10-2-2 record when he scored a goal... Tied for eighth among NHL forwards in blocked shots (69)... Ranked fourth among club forwards in average shorthanded ice time (2:18)... Led Nashville forwards in takeaways (60)... Posted the first multi-goal/point game of his career with a pair, including the game winner, in a 3-0 victory over Dallas on Dec. 13... Posted two four-game point streaks (3g-4a, Feb. 24-March 6; 2g-2a, March 28-April 3) and one three-game streak (4g-1a, March 16-19) in the final 21 games of the season... Signed a two-year contract on July 1, 2009.

	VERSUS THE NHL					WITH PREDATORS				
	GP	G	A	PTS	PIM	GP	G	A	PTS	PIM
ANA	4	3	0	3	2	4	3	0	3	2
ATL	2	0	0	0	2	2	0	0	0	2
BOS	1	0	1	1	0	1	0	1	1	0
BUF	1	0	1	1	0	1	0	1	1	0
CGY	4	0	0	0	7	4	0	0	0	7
CAR	1	0	0	0	0	1	0	0	0	0
CHI	8	1	4	5	0	6	1	4	5	0
COL	2	0	0	0	2	2	0	0	0	2
CBJ	6	1	2	3	0	6	1	2	3	0
DAL	5	2	0	2	2	4	2	0	2	2
DET	9	4	1	5	0	6	4	1	5	0
EDM	5	0	3	3	2	4	0	3	3	2
FLA	2	0	0	0	2	2	0	0	0	2
L.A	4	2	2	4	2	4	2	2	4	2
MIN	4	0	0	0	4	4	0	0	0	4
MTL	1	0	0	0	0	1	0	0	0	0
NSH	0	0	0	0	0	--	--	--	--	--
N.J	1	0	0	0	0	1	0	0	0	0
NYI	1	0	0	0	0	1	0	0	0	0
NYR	1	0	0	0	0	1	0	0	0	0
OTT	1	0	0	0	0	1	0	0	0	0
PHI	1	0	0	0	0	1	0	0	0	0
PHX	4	1	2	3	2	4	1	2	3	2
PIT	1	0	1	1	0	1	0	1	1	0
STL	6	1	1	2	0	6	1	1	2	0
S.J	3	1	0	1	0	3	1	0	1	0
T.B	1	0	0	0	0	1	0	0	0	0
TOR	2	0	1	1	2	1	0	0	0	0
VAN	7	1	0	1	0	4	1	0	1	0
WSH	2	0	0	0	2	2	0	0	0	2

CAREER NOTES: Led the Houston Aeros (AHL) in goals (21), points (41) and tied for second on the club in assists (20) in **2007-08**... Also ranked second on the 2007-08 Aeros in game-winning goals (5) and tied for the club lead in shorthanded markers (2)... Appeared in 11 games with Minnesota in **2006-07**, making his NHL debut on Dec. 16, 2006 at Vancouver. Registered his first NHL point (assist) 10 days later at Toronto... Played his first professional season in **2005-06** with Houston... Tied for second on Houston in goals (4) during the 2006 Calder Cup Playoffs... Also tied for the club lead in plus/minus rating (+4) during the 2006 postseason... Signed his first pro contract with Houston on Dec. 4, 2005.

AMATEUR: Played four seasons at the University of Prince Edward Island (2001-05), notching 135 points (76g-76a) in 96 games... Earned AUS conference MVP honors, the CIS Most Sportsmanlike Player award and was named to the CIS All-Canada team as a senior in 2004-05... Named U.P.E.I.'s team MVP his sophomore, junior and senior seasons... One of just three U.P.E.I. Panther alumni to have appeared in an NHL contest... Spent four seasons with the Owen Sound Attack (OHL) from 1997-2001, registering 152 points (76g-76a) in 235 games.

BACKGROUND: Nickname: "Ward-o" or "Moose"... Involved in several "Hockey is for Everyone" initiatives in the Nashville area... Would like to teach elementary school when his hockey career is finished... Has a sociology degree from U.P.E.I.... Spends his offseasons in Scarborough, Ontario... Favorites include West Indian food (favorite food), Bob Marley and Notorious B.I.G. (musicians), Sambuca (Nashville restaurant), Barbados (vacation destination) and Adam Graves (player growing up)... Lists Jackie Robinson as the historical figure he would have most like to have met... Single.

TRANSACTIONS: **July 14, 2008** – Signed as a free agent by Nashville... **Sept. 27, 2006** – Signed as a free agent by Minnesota.

29

CAREER HIGHLIGHTS

MOST GOALS, GAME:
2 - three times, last March 18, 2009 at Anaheim

MOST ASSISTS, GAME:
2 - twice, last March 3, 2009 vs. Edmonton

MOST POINTS, GAME:
2 - eight times, last (2g) March 18, 2009 at Anaheim

MOST PIM, GAME:
5 - Nov. 6, 2008 at Calgary

MOST SHOTS, GAME:
6 - March 31, 2009 at Columbus

LONGEST GOAL-SCORING STREAK:
3 - twice, last (4g) March 16-19, 2009

LONGEST ASSIST STREAK:
3 - (4a) Feb. 26-March 3, 2009

LONGEST POINT-SCORING STREAK:
4 - (2g-2a) March 28-April 3, 2009

CAREER HAT TRICKS:
None

CAREER PENALTY SHOTS:
None

CAREER OVERTIME POINTS:
None

FIRST NHL GAME:
December 16, 2006 at Vancouver

FIRST NHL GOAL:
Oct. 10, 2009 at St. Louis (Manny Legace)

FIRST GAME AS A PREDATOR:
Oct. 10, 2009 at St. Louis

FIRST GOAL AS A PREDATOR:
Oct. 10, 2009 at St. Louis (Manny Legace)

CAREER RECORD

			Regular Season					Playoffs				
Season	**Club**	**League**	**GP**	**G**	**A**	**PTS**	**PIM**	**GP**	**G**	**A**	**PTS**	**PIM**
1997-98	Owen Sound	OHL	47	8	4	12	14	11	1	1	2	5
1998-99	Owen Sound	OHL	58	19	16	35	23	16	2	4	6	0
1999-00	Owen Sound	OHL	63	23	20	43	51	--	--	--	--	--
2000-01	Owen Sound	OHL	67	26	36	62	45	5	2	4	6	4
	Long Beach	WCHL	--	--	--	--	--	8	0	0	0	0
2001-02	U.P.E.I.	CIS	22	13	14	27	16	--	--	--	--	--
2002-03	U.P.E.I.	CIS	19	11	15	26	24	--	--	--	--	--
2003-04	U.P.E.I.	CIS	27	14	24	38	42	--	--	--	--	--
2004-05	U.P.E.I.	CIS	28	16	28	44	42	--	--	--	--	--
2005-06	Houston	AHL	66	8	14	22	34	8	4	2	6	4
2006-07	**Minnesota**	**NHL**	**11**	**0**	**1**	**1**	**0**	**--**	**--**	**--**	**--**	**--**
	Houston	AHL	64	9	14	23	45	--	--	--	--	--
2007-08	Houston	AHL	79	21	20	41	47	4	0	2	2	0
2008-09	**Nashville**	**NHL**	**79**	**17**	**18**	**35**	**29**	**--**	**--**	**--**	**--**	**--**
	NHL TOTALS		**90**	**17**	**19**	**36**	**29**	**--**	**--**	**--**	**--**	**--**
	PREDATORS TOTALS		**79**	**17**	**18**	**35**	**29**	**--**	**--**	**--**	**--**	**--**

STATISTICAL BREAKDOWN

														SHOOTOUTS			
Year	**Team**	**PP**	**SH**	**GW**	**S**	**%**	**+/-**	**TF**	**FW**	**F%**	**MIN**	**H**	**BS**	**S**	**G**	**S%**	**GDG**
2006-07	MIN	0	0	0	12	0.0%	0	1	0	0.0%	7:42	17	3	0	0	.000	0
2007-08	NSH	3	2	2	133	12.8%	1	46	20	43.5%	16:00	65	69	0	0	.000	0
TOTALS		**3**	**2**	**2**	**145**	**11.7%**	**1**	**47**	**20**	**42.6%**	**14:59**	**82**	**72**	**0**	**0**	**.000**	**0**



SHEA WEBER

SHEA WEBER
(SHAY WEHB-uhr)
Defense
Shoots: Right
Height: 6-4
Weight: 230 lbs
DOB: August 14, 1985
Sicamous, British Columbia
Hometown:
Sicamous, British Columbia

ACQUIRED
June 22, 2003 – Nashville's fourth choice, 49th overall (second round), in the 2003 NHL Entry Draft.

VERSUS THE NHL

	GP	G	A	PTS	PIM
ANA	11	1	4	5	19
ATL	2	1	1	2	0
BOS	3	1	0	1	2
BUF	3	0	1	1	0
CGY	12	4	4	8	16
CAR	3	2	1	3	2
CHI	21	4	5	9	12
COL	12	2	2	4	13
CBJ	18	5	6	11	12
DAL	11	1	2	3	12
DET	24	2	7	9	25
EDM	11	5	5	10	16
FLA	2	1	0	1	0
L.A	10	5	4	9	10
MIN	12	4	3	7	11
MTL	2	1	0	1	0
NSH	--	--	--	--	--
N.J	3	0	0	0	0
NYI	2	0	0	0	2
NYR	2	1	0	1	0
OTT	3	0	1	1	2
PHI	2	0	2	2	0
PHX	14	0	9	9	10
PIT	2	0	2	2	0
STL	25	4	5	9	27
S.J	11	2	5	7	13
T.B	2	0	0	0	0
TOR	2	1	1	2	0
VAN	14	1	3	4	23
WSH	3	0	2	2	4

2008-09: Set a franchise record for goals by a defenseman and tied for second among NHL blueliners in goals with a career high (23). It was also tied for the fourth-highest goal output by a d-man since the 1994-95 season… Tied for the second-highest point output by a d-man in club history, and tied for eighth among NHL defensemen with a career high (53)… Led Nashville, and ranked eighth among league blueliners in hits with a career high (192)… The NHL's only player to finish in the Top 10 among defensemen in both hits and points… Finished fourth in voting for the Norris Trophy and fifth in NHL All-Star Team voting… Set a franchise record for shots in a season with a career high (251)… Ranked second among club d-men, and fourth among Nashville skaters in assists with a career high (30)… Led the team in power-play goals (10), and tied for second in game-winning goals (4), both career highs… Ranked second on the club in average ice time (23:58) – the third highest average in franchise history… Established a career high in games played (81), and logged more than 20 minutes in all but one contest… Finished second on the club in goals, and penalty minutes with a career high (80)… Tied for the team lead in overtime points with three (1g-2a)… Scored 10 goals in the club's first 20 games, making him the first NHL defenseman to reach double-figures in goals in a season so quickly since 1987-88 (Buffalo's Phil Housley, 15 games; Toronto's Al Iafrate, 19 games)… Played in his first career All-Star Game on Jan. 25 in Montreal. Led the Western Conference in ice time (22:16) and was a +1 playing on a defensive pairing with Anaheim's Scott Niedermayer… His second try in the Hardest Shot Competition during All-Star Saturday's Skills Competition registered 103.4 mph, good for second to Boston's Zdeno Chara, and third all time… Played in his 200th career NHL game on Jan. 6 vs. Colorado… Posted his 100th career point with a goal on Jan. 10 vs. Chicago… Named the NHL's Third Star of the Month for October after leading all NHL defensemen in scoring with 11 points (4g-7a) for the month and posting a +5 rating… Earned a silver medal with Canada at the 2009 World Championships in Switzerland… Named Best Defenseman of the World Championships by the directorate, Canada's top player by the tournament's coaches, and a Media All-Star… Led all defensemen and tied for third in tournament scoring (4g-8a-12pts)… Tied for the tournament lead among blueliners, and tied for fourth overall, in assists… Also ranked second among d-men in goals and finished third overall in power-play tallies (4)… Paced Team Canada in average ice time (24:02).

2007-08: Put a career-high 10 shots on goal vs. Vancouver on Feb. 21, the second-highest total in franchise history and the highest by a defenseman… Collected his first overtime goal/point on Feb. 16 vs. St. Louis… Missed 28 games due to injury… Signed a three-year contract on June 23, 2008. **PLAYOFFS**: Tied for the team lead in points (1g-3a) moving him into a tie for first on the franchise's all-time playoff points list… Registered points in three of the club's first four postseason games … Led the team in hits (18)… Assisted on the game-winning goal in Game Four, which tied Nashville's WCQ series with Detroit at two games apiece.

2006-07: Established a career high in plus/minus rating (+13)… Led Nashville d-men in goals and ranked second in rearguard scoring… Led the team in hits (165)… Was one of six NHL defensemen with 17 or more goals… Tallied the first three two-goal games of his career in a 12-game span (Feb. 14-March 8)… Tallied his first career three-point game (2g-1a) on March 3 at Los Angeles… Notched two assists and a +3 rating in the 2007 NHL YoungStars Game on Jan. 24 in Dallas… Missed three games due to injury… Won a gold medal with Canada at the 2007 World Championships in Russia and led his team in penalty minutes (31). **PLAYOFFS:** Tied for the team lead in assists (3) and shots (14)… Recorded two assists in Game One of the WCQ vs. Detroit.

2005-06: Led Nashville rookies in goals (2) and power-play goals (2)… Ranked 11th among NHL rookies with a +8 rating… Scored his first NHL goal and registered his first career multi-point game (1g-1a) at St. Louis on April 6… Opened the season with Milwaukee (AHL) and was recalled three times (Jan. 6-7, Jan. 13-20 and Feb. 6-May 1)… In 46 games with Milwaukee, he led club defensemen in goals (12) and power-play goals (9)… Led Milwaukee d-men in goals and points (6g-5a-11pts), and ranked second overall on the club in power-play goals (5) in the playoffs. **PLAYOFFS:** Played in four of Nashville's five games vs. San Jose in the 2006 WCQ… Tied for the team lead with two goals… Scored his first career playoff goal in his first playoff game (April 21), becoming the first rookie in franchise history to tally in the postseason… Tied for second among NHL rookie blueliners with two goals in the postseason.

AMATEUR: Named runner-up for the WHL's 2004-05 Bill Hunter Memorial Trophy (defenseman of the year) and was named to the 2004-05 WHL West First All-Star Team… Named WHL Playoff MVP in 2005 after helping Kelowna capture its second championship in three years and clinch its third entry into the Memorial Cup in as many years… Won a gold medal with Canada at the 2005 World Junior Championships and tied for third in the tournament with a +10 rating… Helped Kelowna capture the CHL Memorial Cup in 2004 and was named to the tournament All-Star team… Led Kelowna and WHL defensemen in points (3g-14a-17pts) and assists in the 2004 WHL playoffs… Named to the WHL West Second All-Star Team in 2003-04 after leading the Rockets and tying for 11th in the WHL with a +23 rating… Also ranked second on Kelowna in power-play goals (8) and penalty minutes (126) in 2003-04… A member of the 2003 WHL Champion Kelowna Rockets… Finished second on Kelowna in penalty minutes (167) in 2002-03.

BACKGROUND: Nickname: "Webs"… Enjoys golf, baseball, fishing and boating… Spends his summers in Kelowna, B.C.… Favorites include *Slapshot* (movie), *Family Guy* (TV show), Nickelback (band/musician) and Will Ferrell (actor) … His favorite player growing up was Rob Blake… Lists winning the Memorial Cup and a World Junior Championship in as his favorite hockey moments … Enjoys Nashville for its small-town feel, friendly people and great hockey fans… Single.

TRANSACTIONS: **June 22, 2003** – Nashville's fourth choice, 49th overall (second round), in the 2003 NHL Entry Draft.

6

CAREER HIGHLIGHTS

MOST GOALS, GAME:
2 - five times, last Nov. 23, 2008 at Carolina

MOST ASSISTS, GAME:
3 - Oct. 18, 2008 vs. Columbus

MOST POINTS, GAME:
4 - (1g-3a) Oct. 18, 2008 vs. Columbus

MOST PIM, GAME:
15 - Feb. 3, 2007 vs. Anaheim

MOST SHOTS, GAME:
10 - Feb. 21, 2008 vs. Vancouver

LONGEST GOAL-SCORING STREAK:
2 - eight times, last (2g) Feb. 21-24, 2009

LONGEST ASSIST STREAK:
3 - four times, last (3a) Feb. 26-March 3, 2009

LONGEST POINT-SCORING STREAK:
5 - (3g-3a) Feb. 21-March 3, 2009

CAREER HAT TRICKS:
None

CAREER PENALTY SHOTS:
None

CAREER OVERTIME POINTS:
5 (2g-3a)

FIRST NHL GAME:
Jan. 6, 2006 vs. Detroit

FIRST NHL GOAL:
April 6, 2006 at St. Louis (Reinhard Divis)

FIRST GAME AS A PREDATOR:
Jan. 6, 2006 vs. Detroit

FIRST GOAL AS A PREDATOR:
April 6, 2006 at St. Louis (Reinhard Divis)

INTERNATIONAL RECORD

CANADA

Year	Event	GP	G	A	PTS	PIM
2005	WJC	6	0	0	0	10
2007	WC	6	1	1	2	31
2009	WC	9	4	8	12	6

CAREER RECORD

			Regular Season					Playoffs				
Season	**Club**	**League**	**GP**	**G**	**A**	**PTS**	**PIM**	**GP**	**G**	**A**	**PTS**	**PIM**
2001-02	Kelowna	WHL	5	0	0	0	0	--	--	--	--	--
2002-03	Kelowna	WHL	70	2	16	18	167	19	1	4	5	26
2003-04	Kelowna	WHL	60	12	20	32	126	17	3	14	17	16
2004-05	Kelowna	WHL	55	12	29	41	95	18	9	8	17	25
2005-06	Milwaukee	AHL	46	12	15	27	49	14	6	5	11	16
	Nashville	**NHL**	**28**	**2**	**8**	**10**	**42**	**4**	**2**	**0**	**2**	**8**
2006-07	**Nashville**	**NHL**	**79**	**17**	**23**	**40**	**60**	**5**	**0**	**3**	**3**	**2**
2007-08	**Nashville**	**NHL**	**54**	**6**	**14**	**20**	**49**	**6**	**1**	**3**	**4**	**6**
2008-09	**Nashville**	**NHL**	**81**	**23**	**30**	**53**	**80**	--	--	--	--	--
	NHL/PREDATORS TOTALS		**242**	**48**	**75**	**123**	**231**	**15**	**3**	**6**	**9**	**16**

STATISTICAL BREAKDOWN

														SHOOTOUTS			
Year	**Team**	**PP**	**SH**	**GW**	**S**	**%**	**+/-**	**TF**	**FW**	**F%**	**MIN**	**H**	**BS**	**S**	**G**	**S%**	**GDG**
2005-06	NSH	2	0	1	46	4.3%	8	0	0	0.0%	17:00	54	38	0	0	.000	0
2006-07	NSH	6	0	2	152	11.2%	13	0	0	0.0%	19:23	165	77	0	0	.000	0
2007-08	NSH	5	0	2	152	3.9%	-6	0	0	0.0%	19:29	115	44	0	0	.000	0
2008-09	NSH	10	1	4	251	9.2%	1	0	0	0.0%	23:58	192	95	0	0	.000	0
TOTALS		**23**	**1**	**9**	**601**	**8.0%**	**16**	**0**	**0**	**0.0%**	**20:40**	**526**	**254**	**0**	**0**	**.000**	**0**

Amateur
European Pro/Amateur
Professional

RIGHT WING

JONAS ANDERSSON (YOH-nus AN-duhr-suhn)

Shoots left. • 6-3, 204 lbs. • Born, Stockholm, Sweden, February 24, 1981.
(Nashville's second choice, 33rd overall (second round), in 1999 Entry Draft).

CAREER NOTES: Expected to play with Dynamo Minsk (KHL) in 2009-10… Helped Karpat Oulu reach the Finnish Elite League Finals for the second consecutive season in 2008-09… Tied for second in the Finnish Elite League, and led Karpat, in goals (24) and shorthanded markers (3) in 2008-09… Ranked fourth in the league, and second on the club, in points (57)… Tied for the team lead, and for fourth overall, in 2009 playoff goals (6)… Also ranked third on Karpat, and tied for ninth overall, in playoff points (10)… Posted two points (1g-1a) in four games during 2009 Champions League play… Won a Finnish Elite League championship with Karpat in 2007-08… Tied for fourth on Karpat in playoff scoring (10) and assists (7) in its run to the 2008 title… Missed the entire 2003-04 season with a shoulder injury… Made his NHL debut on March 19, 2002 at St. Louis… Appeared in 52 games during his first pro season (2000-01) as the second-youngest player in the IHL… Played for Sweden at the 2001 World Junior Championships… Named to the 2000 OHL All-Rookie Team, and was the runner-up for the OHL Rookie of the Year Award… Voted the Eastern Conference's Best Skater and Fastest Skater in the 1999-00 OHL Coaches Poll… Led North Bay in goals (31), points (67) and assists (36) in 1999-00 and ranked second in the OHL in overall rookie scoring… Joined Milwaukee (IHL) after the completion of the 1999-00 OHL season.

			Regular Season					Playoffs				
Season	**Club**	**League**	**GP**	**G**	**A**	**PTS**	**PIM**	**GP**	**G**	**A**	**PTS**	**PIM**
1999-00	North Bay	OHL	67	31	36	67	27	6	2	2	4	2
	Milwaukee	IHL	2	1	0	1	0	2	0	0	0	2
2000-01	Milwaukee	IHL	52	6	7	13	44	5	0	0	0	2
2001-02	Milwaukee	AHL	71	13	17	30	19	--	--	--	--	--
	Nashville	**NHL**	**5**	**0**	**0**	**0**	**2**	**--**	**--**	**--**	**--**	**--**
2002-03	Milwaukee	AHL	49	7	4	11	12	5	0	1	1	4
2003-04			DID NOT PLAY - INJURED									
2004-05	Sodertalje	Sweden	34	0	4	4	8	--	--	--	--	--
	Brynas IF Gavle	Sweden	7	2	0	2	2	--	--	--	--	--
2005-06	Ilves Tampere	Finland	48	8	10	18	26	4	2	0	2	0
2006-07	HPK Hameenlinna	Finland	23	6	7	13	20	9	0	1	1	8
2007-08	HPK Hameenlinna	Finland	42	11	13	24	42	--	--	--	--	--
	Karpat Oulu	Finland	13	1	7	8	4	10	3	7	10	4
2008-09	Karpat Oulu	Finland	55	24	33	57	10	15	6	4	10	10
	NHL/PREDATORS TOTALS		**5**	**0**	**0**	**0**	**2**	**--**	**--**	**--**	**--**	**--**

CENTER

STANISLAV BALAN (STAHN-ihs-lahv BAH-lehn)

Shoots left. • 6-2, 161 lbs. • Born, Hodonin, Czech Republic, January 30, 1986.
(Nashville's eighth choice, 209th overall (seventh round), in 2004 Entry Draft).

CAREER NOTES: Played for Zlin (Czech Republic) for the third consecutive season in 2008-09… Ranked fourth on Zlin in penalty minutes (61) in 2008-09… Played his only season in North America with the Portland Winter Hawks (WHL) in 2005-06 and tied for third on the club in playoff assists (4)… Led Zlin's junior team in penalty minutes (131) and finished second on the club in assists (13) in 2004-05… Made his debut in the Czech Extraleague in 2003-04 after spending most of the season with Zlin's junior team… Helped the Czech Republic to a bronze medal at the 2004 U-18 World Championships, notching two assists in seven games.

			Regular Season					Playoffs				
Season	**Club**	**League**	**GP**	**G**	**A**	**PTS**	**PIM**	**GP**	**G**	**A**	**PTS**	**PIM**
2003-04	HC Zlin Jr.	CzRep-Jr.	53	23	33	56	122	5	2	0	2	31
	HC Hame Zlin	CzRep	4	1	0	1	2	--	--	--	--	--
2004-05	HC Zlin Jr.	CzRep-Jr.	37	10	13	23	131	2	0	0	0	2
	SHK Hodonin	CzRep-3	5	3	2	5	20	--	--	--	--	--
2005-06	Portland	WHL	67	14	23	37	102	12	1	4	5	18
2006-07	HC Hame Zlin	CzRep	44	4	3	7	48	5	0	0	0	2
	SK Slavia Trebic	CzRep-2	7	3	2	5	12	--	--	--	--	--
2007-08	RI Okna Zlin	CzRep	46	2	6	8	46	8	2	0	2	8
	HC Prostejov	CzRep-2	2	1	0	1	2	--	--	--	--	--
2008-09	RI Okna Zlin	CzRep	46	5	3	8	61	4	0	0	0	0
	HC Dukla Jihlava	CzRep-2	5	4	3	7	4	--	--	--	--	--

JONATHONBLUM (JAWN-ah-thuhn BLUHM)

Shoots right. • 6-1, 183 lbs. • Born, Long Beach, Calif., January 30, 1989.
(Nashville's first choice, 23rd overall (first round), in 2007 Entry Draft).

DEFENSE

CAREER NOTES: Finished his junior career as the Vancouver Giants' (WHL) all-time leader in defensive scoring, in addition to ranking third overall on the franchise's scoring list with 204 points (49g-155a) in 248 regular season games and 42 points (14g-28a) in 67 postseason contests from 2005-09. During his tenure, the team claimed four division titles, two conference titles, a WHL Championship and a Memorial Cup Championship… Named the 2009 Canadian Hockey League Jack Link's Defenseman of the Year… Won the 2009 Bill Hunter Memorial Trophy as the WHL's defenseman of the year and was named a 2009 First-Team WHL Western Conference All-Star… Captained the Giants to their best season in franchise history in 2008-09… Finished third among WHL blueliners in points (66) and assists (50), and tied for fourth in goals (16) despite missing 19 regular-season games… Also ranked fourth among all WHL skaters in plus/minus rating (+53) and 10th in power-play assists (25)… Tied for the third-longest assist streak in the league in 2008-09 with helpers in nine consecutive games (10a) from Jan. 23-Feb. 8… Named Husky WHL Player of the Month for October after recording 14 points (4g-10a) and a +20 rating in 14 games (11-0-3 record) from Sept. 29-Oct. 29… Captained Team USA at the 2009 World Junior Championships… Tied for third among tournament defensemen in goals (2), and tied for ninth among blueliners in points (4) at the World Junior Championships… Led Vancouver, ranked second among league defensemen and tied for ninth overall in scoring (7g-11a-18pts) in 17 games during the 2009 WHL Playoffs… Paced all blueliners in 2009 playoff goals (7)… Tied for first among all skaters in playoff power-play goals (6), and tied for fifth overall in power-play assists (6)… Appeared in five 2009 Calder Cup Playoff games with Milwaukee (AHL), making his professional debut in Game Two of the West Division Finals vs. Houston… Ranked second among WHL defensemen in points (63) and assists (45) in 2007-08… Also ranked third in goals (18) and sixth in plus/minus rating (+27) among league blueliners… Tied for ninth in the WHL power-play assists (26) in 2007-08… Named a 2008 WHL Western Conference Second-Team All-Star… Tied for first on Vancouver in assists, ranked second in points and power-play goals (12) and was tops among club d-men in goals… Played for the U.S. at the 2008 World Junior Championships… … Captured the Memorial Cup with Vancouver (WHL) in 2007… Ranked seventh among WHL defensemen and first among draft-eligible d-men with 51 points (8g-43a) in 2006-07… Led the WHL with a +37 rating in 2006-07… Helped Vancouver capture the WHL championship in 2006… Finished second among all 16-year-old WHL blueliners in 2005-06 with 24 points (7g-17a)… Played for the U.S. U-18 team at the 2006 Junior World Cup, capturing a silver medal… Played for the California Wave prior to playing in the WHL… The first California-born and raised player to be selected in the first round of the NHL Entry Draft.

			Regular Season					Playoffs				
Season	Club	League	GP	G	A	PTS	PIM	GP	G	A	PTS	PIM
2005-06	Vancouver	WHL	61	7	17	24	25	18	1	7	8	16
2006-07	Vancouver	WHL	72	8	43	51	48	22	3	6	9	8
2007-08	Vancouver	WHL	64	18	45	63	44	10	3	4	7	10
2008-09	Vancouver	WHL	51	16	50	66	30	17	7	11	18	6
	Milwaukee	AHL	--	--	--	--	--	5	0	0	0	0



MARKDEKANICH (MAHRK DEH-kuh-nihtch)

Catches left. • 6-2, 190 lbs. • Born, North Vancouver, B.C., May 10, 1986.
(Nashville's third choice, 146th overall (fifth round), in 2006 Entry Draft).

GOALTENDER

CAREER NOTES: Ranked second in the AHL in goals-against average (2.09) and fifth in save percentage (.923) during his rookie season with Milwaukee in 2008-09… Allowed two goals or fewer in 24 of his 30 games played in 2008-09… Posted a 6-1-0 record during December 2008 with a 1.31 goals-against average and a .947 save percentage… Finished his collegiate career as Colgate's all-time leader in games played (118), saves (3,071), save percentage (.923), shutouts (11), and ties (16)… Also broke school single-season records for games played (41), minutes played (2388:53), saves (1,043) and shutouts (6) in 2007-08… Ranked second in the ECAC and 13th in college hockey in goals-against average (2.16) and save percentage (.924) in 2007-08… Honored as Colgate's 2008 Male Athlete of the Year, and received the Director of Athletics Award… Named the team's Best Defensive Player and received the Coaches' Award… Named 2008 Third-Team All-ECAC… One of ten finalists for the 2008 Lowe's Senior CLASS Award presented to a senior who exemplifies excellence on and off the ice. Also named to the organization's All-Senior All-America first team… Earned a spot on the ECAC Hockey all-academic team… Compiled a shutout streak of 217:16 in early February 2008, which ranked seventh in NCAA history and set a conference record… Ranked second in save percentage (.923), third in games played (36), fifth in wins (15) and fifth in goals-against average (2.33) in the ECAC in 2006-07… Was selected to the All-ECAC Second Team, earned a spot on the ECAC All-Academic Team and was named Colgate's Best Defensive Player in 2006-07… Received the Ken Dryden Award as the ECAC Goaltender of the Year in 2005-06 after starting 36 of Colgate's 39 games as a sophomore… Named to the 2005-06 All-ECAC First Team… Led the ECAC in 2005-06 with a .924 save percentage… Named the ECAC Best Player of the first half (2005-06) by The College Hockey News… Appeared in five games with Colgate as a freshman in 2004-05… Played for the Coquitlam Express of the BCJHL prior to attending Colgate University.

			Regular Season								Playoffs						
Season	Club	League	GP	W	L	O/T	Mins.	GA	SO	Avg.	GP	W	L	Mins.	GA	SO	Avg
2003-04	Coquitlam	BCHL	30	13	15	1	1647	89	2	3.24	--	--	--	--	--	--	--
2004-05	Colgate	ECAC	5	1	1	0	162	5	0	1.85	--	--	--	--	--	--	--
2005-06	Colgate	ECAC	36	18	11	6	2126	81	4	2.29	--	--	--	--	--	--	--
2006-07	Colgate	ECAC	36	15	17	4	2136	83	1	2.33	--	--	--	--	--	--	--
2007-08	Colgate	ECAC	41	18	16	6	2389	86	6	2.16	--	--	--	--	--	--	--
2008-09	Milwaukee	AHL	30	15	10	2	1663	58	1	2.09	--	--	--	--	--	--	--

Amateur
European Pro/Amateur
Professional

DEFENSE

ROBERTDIETRICH (RAW-buhrt DEET-rihkh)

Shoots right. • 5-10, 174 lbs. • Born, Ordzhonikidze, Kazakhstan, July 25, 1986. (Nashville's eighth choice, 174th overall (sixth round), in 2007 Entry Draft).

CAREER NOTES: Played his first season in North America with Milwaukee in 2008-09… Ranked third among club blueliners in power-play points (2g-8a)… Took the fewest penalty minutes (32) among Admiral defensemen who suited up for at least 15 games… Ranked fifth on the club in shootout attempts (6) and tied for fourth in shootout goals (2)… Led the team in assists (7) and tied for second on the club in 2009 Calder Cup Playoff scoring (8)… Also tied for third on the Admirals in 2009 postseason plus/minus rating (+7)… Notched four points (1g-3a) in Game Six of Milwaukee's 2009 West Division Finals series vs. Houston on May 11… Played nine games with the German League's DEG (Dusseldorf) Metro Stars in 2007-08, missing the majority of the season with a broken leg… Appeared in 13 postseason games in 2008 during the Metro Stars' run to the conference finals… Played for Germany at the 2007 World Championships… Played his first full season in the German Elite League with Dusseldorf in 2006-07… Captured a league championship with Straubing (German-2) in 2006… Represented Germany at the World Junior (U-20) Championships in 2006 and 2005… A teammate of fellow Nashville prospect Alexander Sulzer with the German League's DEG (Dusseldorf) Metro Stars from 2005-07.

		Regular Season						Playoffs				
Season	Club	League	GP	G	A	PTS	PIM	GP	G	A	PTS	PIM
2004-05	ETC Crimmitschau	Germany-2	45	3	14	17	34	10	0	0	0	6
2005-06	Dusseldorf	Germany	4	0	0	0	2	--	--	--	--	--
	EHC Straubing	Germany-2	46	5	3	8	55	15	0	1	1	8
2006-07	Dusseldorf	Germany	52	3	19	22	28	9	2	4	6	22
2007-08	Dusseldorf	Germany	9	1	1	2	12	13	1	2	3	4
2008-09	Milwaukee	AHL	63	4	15	19	32	11	1	7	8	2

CENTER

BENEAVES (BEHN EEVZ)

Shoots right. • 5-9, 182 lbs. • Born, Minneapolis, Minn., March 27, 1982. (Signed as a free agent on July 20, 2009).

CAREER NOTES: Posted 18 points (3g-15a) in 23 regular season games for the Espoo Blues of the Finnish SM-Liiga in 2008-09, helping the club to the league's second-best record… Broke the SM-Liiga record for most points (24) in a postseason with Espoo in the 2009 playoffs… Ranked first in the 2009 playoffs in both points (24) and assists (20)… Broke the SM-Liiga record for most points (14) and most assists (12) in a playoff series in Espoo's 2009 quarterfinal series victory over Pelicans Lahti… Led all skaters in goals (7) and ranked second in points (12) during the 2008 SM-Liiga playoffs, helping the Blues to the league final… Missed the entire 2006-07 season, and all but five games of the 2005-06 campaign due to injury… Played four seasons (2000-04) at Boston College, captaining the club in both his junior and senior seasons… Currently fifth on B.C.'s career assists list (116)… A four-time Hockey East Scholar Athlete honoree… Reached the 2004 Frozen Four during his senior season, and ranked second on the club in assists (25)… Named 2004 Boston College Male Athlete of the Year… A 2003 Hobey Baker Finalist and First-Team All-America selection… The 2003 Hockey East Player of the Year after leading the conference in both points (57) and assists (39)… A 2002 Second-Team All-American… Paced the 2001-02 Eagles in assists (26) and ranked second in points (39)… Paced Team USA in assists (4) and tied for third on the club in points (5) at the 2002 World Junior Championships in the Czech Republic… Won the 2001 NCAA National Championship with B.C. during his freshman season… Named to the 2001 Hockey East All-Rookie Team… Led the 2000-01 B.C. squad in helpers (26)… Represented the United States at the 2000 Under-18 World Championships in Switzerland, tying for second on the club in assists (3)… Played at Shattuck St. Mary's Prep School from 1998-2000, compiling 274 points (115g-159a) in 128 games… Pittsburgh's sixth selection, 131st overall (fourth round) in the 2001 Entry Draft… His younger brother, Patrick, plays for the Detroit Red Wings, while his father, Mike, played 324 NHL games from 1978-86, and is now the head coach for University of Wisconsin's hockey team.

		Regular Season						Playoffs				
Season	Club	League	GP	G	A	PTS	PIM	GP	G	A	PTS	PIM
2000-01	Boston College	H-East	41	13	26	39	12	--	--	--	--	--
2001-02	Boston College	H-East	23	13	26	39	12	--	--	--	--	--
2002-03	Boston College	H-East	36	18	39	57	18	--	--	--	--	--
2003-04	Boston College	H-East	26	9	25	34	4	--	--	--	--	--
2004-05	WB/Scranton	AHL	43	4	6	10	12	7	0	0	0	0
	Wheeling	ECHL	2	1	0	1	0	--	--	--	--	--
2005-06	WB/Scranton	AHL	5	1	2	3	0	--	--	--	--	--
2006-07		DID NOT PLAY - INJURED										
2007-08	Espoo	Finland	10	3	4	7	4	13	7	5	12	8
2008-09	Espoo	Finland	22	3	15	18	18	14	4	20	24	6

RIGHT WING

MATTELLISON (MAT EHL-ih-suhn)

Shoots right. • 6-0, 192 lbs. • Born, Duncan, B.C., December 8, 1983.
(Acquired by Nashville from Philadelphia for future considerations on June 4, 2007).

CAREER NOTES: Played his first season with Dynamo Riga (Latvia) of the Kontinental Hockey League in 2008-09… Tied for the Riga team lead in assists (22), and ranked third in both points (37) and goals (15) in 2008-09… Ranked second on Milwaukee (AHL) in points (58) and goals (26) in 2007-08… Paced the Admirals in game-winning goals (6) and shootout goals (5) in 2007-08… Tied for second on the club in power-play assists (16) and ranked third on the Admirals in shots (196) in his first season with the club… Ranked second on the 2006-07 Philadelphia Phantoms (AHL) in points (12g-27a-39pts) and assists… Acquired by Philadelphia along with a third-round choice in the 2006 NHL Entry Draft (traded to Montreal; Montreal selected Ryan White) from Chicago for Patrick Sharp and Eric Meloche on Dec. 5, 2005… Scored his first NHL goal on Oct. 15, 2005 at San Jose… Led Norfolk (AHL) in assists (37) in 2004-05… Made his NHL debut with Chicago on Feb. 1, 2004 at Montreal and appeared in 10 NHL games during his rookie pro season of 2003-04… Played one WHL season (2002-03) with Red Deer and was named to the WHL East Second All-Star Team and earned WHL Rookie of the Year and Canadian Hockey League Rookie of the Year honors… Originally Chicago's fourth choice, 128th overall (fourth round), in the 2002 NHL Entry Draft… Played three seasons (1999-2002) with Cowichan Valley (BCHL) and led the BCHL in scoring (42g-75a-117pts) and assists in 2001-02.

			Regular Season					Playoffs				
Season	**Club**	**League**	**GP**	**G**	**A**	**PTS**	**PIM**	**GP**	**G**	**A**	**PTS**	**PIM**
2002-03	Red Deer	WHL	72	40	56	96	80	22	7	13	20	28
2003-04	**Chicago**	**NHL**	**10**	**0**	**1**	**1**	**0**	--	--	--	--	--
	Norfolk	AHL	71	14	21	35	115	7	0	1	1	4
2004-05	Norfolk	AHL	71	14	37	51	44	5	0	1	1	2
2005-06	**Chicago**	**NHL**	**26**	**3**	**9**	**12**	**17**	--	--	--	--	--
	Philadelphia	**NHL**	**5**	**0**	**1**	**1**	**2**	--	--	--	--	--
	Philadelphia	AHL	48	12	13	25	35	--	--	--	--	--
2006-07	Philadelphia	AHL	62	12	27	39	43	--	--	--	--	--
	Philadelphia	**NHL**	**2**	**0**	**0**	**0**	**0**	--	--	--	--	--
2007-08	Milwaukee	AHL	75	26	32	58	55	5	0	0	0	2
2008-09	Dynamo Riga	KHL	55	15	22	37	84	3	0	1	1	0
	NHL TOTALS		**43**	**3**	**11**	**14**	**19**	--	--	--	--	--

GOALTENDER

ATTEENGREN (AH-tay EHN-grehn)

Catches left. • 6-1, 184 lbs. • Born, Rauma, Finland, February 19, 1988.
(Nashville's ninth choice, 204th overall (seventh round), in 2007 Entry Draft).

CAREER NOTES: Registered a shutout in six appearances with TPS Turku (Finland) during his first season with the club in 2008-09… Also saw action with the TPS Jr. Team (Finland Jr.) and K-Vantaa (Finland-2), going 6-3-0 in nine combined starts in 2008-09… Played the majority of the 2007-08 season with Lukko of the Finnish Junior League, but also appeared in games for Lukko's Elite League team and Hokki of the second division… Ranked 10th in the Finnish Junior League in save percentage in 2007-08 (.907)… Won a silver medal with Finland at the 2006 U-18 World Championships.

			Regular Season								Playoffs						
Season	**Club**	**League**	**GP**	**W**	**L**	**O/T**	**Mins.**	**GA**	**SO**	**Avg.**	**GP**	**W**	**L**	**Mins.**	**GA**	**SO**	**Avg**
2005-06	Lukko U18	Fin.-U18	16	--	--	--	966	44	0	2.73	--	--	--	--	--	--	--
	Lukko Jr.	Finland-Jr.	11	--	--	--	637	30	0	2.83	9	--	--	509	27	0	3.18
2006-07	Lukko Jr.	Finland-Jr.	38	--	--	--	2277	115	1	3.03	--	--	--	--	--	--	--
	Suomi U20	Finland-2	2	--	--	--	100	7	0	4.20	--	--	--	--	--	--	--
2007-08	Lukko Jr.	Finland-Jr.	31	14	13	--	1791	89	1	2.98	2	2	0	120	3	0	1.50
	Kajaanin Hokki	Finland-2	1	0	0	0	15	4	0	15.70	--	--	--	--	--	--	--
	Lukko	Finland	1	0	1	0	59	3	0	3.05	--	--	--	--	--	--	--
2008-09	TPS Turku	Finland	6	1	1	4	317	17	1	3.22	--	--	--	--	--	--	--
	K-Vantaa	Finland-2	5	3	2	0	264	9	0	2.05	--	--	--	--	--	--	--
	TPS Turku-Jr.	Finland-Jr.	4	3	1	0	240	11	0	2.75	--	--	--	--	--	--	--



RIGHT WING

RYANFLYNN (RIGH-uhn FLIHN)

Shoots right. • 6-2, 216 lbs. • Born, St. Paul, Minn., March 22, 1988.
(Nashville's fourth choice, 176th overall (sixth round), in 2006 Entry Draft).

CAREER NOTES: 2009-10 will be his senior season at the University of Minnesota (WCHA)... Ranked second on the club in penalty minutes (62), and was one of three Gophers to appear in all 37 games for UM in 2008-09... Also served as an alternate captain during his junior season... Helped Minnesota to their NCAA-record 32nd national tournament berth in 2007-08... Ranked fourth on the Golden Gophers in penalty minutes (51) in 2007-08...Played for the U.S. at the 2008 World Junior Championships... Led Team USA and finished fourth in the tournament in penalty minutes (16)... Tied for the Minnesota team lead in penalty minutes (58) in 2006-07... Named the Red Baron WCHA Rookie of the Week for Jan. 9-15, 2007... A member of the U.S. U-17 team in 2004-05 and the U.S. U-18 team that captured the gold medal at the 2006 (U-18) World Championships... Helped Team USA take first place at the 2005 Four Nations Cup in Rochester, N.Y.... Attended Centennial High School in Circle Pines, Minn., helping the Cougars capture the 2003-04 state championship... Earned North Suburban All-Conference honors and an all-state honorable mention from the St. Paul Pioneer Press in 2003-04.

			Regular Season					Playoffs				
Season	Club	League	GP	G	A	PTS	PIM	GP	G	A	PTS	PIM
2003-04	Centennial	USHS-MN	30	29	39	68	--	--	--	--	--	--
2004-05	USNTDP	U-17	14	4	5	9	12	--	--	--	--	--
	USNTDP	NAHL	41	11	8	19	31	9	2	4	6	7
2005-06	USNTDP	U-18	42	10	12	22	57	--	--	--	--	--
	USNTDP	NAHL	17	6	5	11	20	--	--	--	--	--
2006-07	U. of Minnesota	WCHA	43	5	8	13	58	--	--	--	--	--
2007-08	U. of Minnesota	WCHA	38	4	11	15	51	--	--	--	--	--
2008-09	U. of Minnesota	WCHA	37	6	13	19	62	--	--	--	--	--

DEFENSE

JEFFREYFOSS (JEHF-ree FAWS)

Shoots right. • 6-2, 205 lbs. • Born, Fargo, N.D., December 12, 1988.
(Nashville's fifth choice, 166th overall (sixth round), in 2008 Entry Draft).

CAREER NOTES: Expected to play his junior season at Rensselaer Polytechnic Institute (ECAC) in 2009-10... Has appeared in 77 consecutive games over the past two seasons for R.P.I... An ECAC All-Academic selection in both his sophomore and junior seasons... Finished second among R.P.I. defensemen in points (11) and assists (9) in 2008-09... Also ranked third on the Engineers in penalty minutes (58) during his sophomore season... Played four seasons at Moorhead (Minn.) High School (2003-07) before joining Sioux Falls (USHL) at the end of the 2006-07 season... A mechanical engineering major, whose father and grandfather are also engineers.

			Regular Season					Playoffs				
Season	Club	League	GP	G	A	PTS	PIM	GP	G	A	PTS	PIM
2006-07	Moorhead	USHS-MN	26	15	31	46	28	--	--	--	--	--
	Sioux Falls	USHL	11	0	1	1	10	4	0	1	1	2
	Team Great Plains	UMWEHL	12	3	13	16	--	--	--	--	--	--
2007-08	R.P.I.	ECAC	38	1	3	4	28	--	--	--	--	--
2008-09	R.P.I.	ECAC	39	2	9	11	58	--	--	--	--	--



DEFENSE

CODY FRANSON (KOH-dee FRAN-suhn)

Shoots right. • 6-5, 214 lbs. • Born, Salmon Arm, B.C., August 8, 1987.
(Nashville's third choice, 79th overall (third round), in 2005 Entry Draft).

CAREER NOTES: Named a 2008-09 Second-Team AHL All-Star… Ranked third among AHL defensemen in points (52)… Ranked sixth among league blueliners in assists (41) and tied for seventh in goals (11) in 2008-09… Also finished third on Milwaukee in both points and assists… Led the Admirals and ranked sixth among league defensemen in power-play assists (22)… Also tied for fourth among AHL d-men in game-winning goals (3)… Ranked third on the Admirals in shots (147) and fourth on the club in power-play goals (6) in 2008-09… Played for Team Canada and registered an assist in the 2009 AHL All-Star Classic on Jan. 26, 2009… Tied for second on the Admirals in 2009 Calder Cup Playoff scoring (11)… Ranked second on the club in postseason plus/minus rating (+9)… Named to the 2007-08 AHL All-Rookie Team… Led all AHL rookie defensemen in goals (11) and power-play goals (8) and ranked second in points (36) and assists (25) in 2007-08… Tied for first among 2007-08 Milwaukee defensemen in assists and ranked second in goals and points… Tied for sixth among Western Hockey League defensemen in scoring (17g-32a-51pts) in 2006-07… Won the 2007 Memorial Cup with Vancouver and was named to the tournament's all-star team… Captured a gold medal with Canada at the 2007 World Junior Championships… Helped Vancouver capture the WHL Championship in 2005-06… Tied for third among WHL defensemen in points (15g-40a-55pts) and finished fourth overall in power-play assists (31) in 2005-06… Led all defensemen and tied for third overall with 20 points (5g-15a) in 18 games in the 2006 WHL playoffs… Notched the lone hat trick at the 2006 Memorial Cup and led all blueliners in scoring with five points (3g-2a) in five games… Named the Vancouver Giants' Most Improved Player in 2004-05… Grew up in Sicamous, B.C., along with Nashville defenseman Shea Weber.

			Regular Season					Playoffs				
Season	Club	League	GP	G	A	PTS	PIM	GP	G	A	PTS	PIM
2003-04	Beaver Valley	KIJHL	48	10	22	32	70	--	--	--	--	--
	Trail	BCHL	2	0	1	1	0	--	--	--	--	--
	Vancouver	WHL	2	0	0	0	0	--	--	--	--	--
2004-05	Vancouver	WHL	64	2	11	13	44	4	0	1	1	0
2005-06	Vancouver	WHL	71	15	40	55	61	18	5	15	20	12
2006-07	Vancouver	WHL	59	17	34	51	88	19	3	4	7	10
2007-08	Milwaukee	AHL	76	11	25	36	40	6	0	2	2	2
2008-09	Milwaukee	AHL	76	11	41	52	47	11	3	5	8	8



CENTER

BLAKE GEOFFRION (BLAYK JEHF-ree-ohn)

Shoots left. • 6-1, 192 lbs. • Born, Plantation, Fla., February 3, 1988.
(Nashville's first choice, 56th overall (second round), in 2006 Entry Draft).

CAREER NOTES: Named a co-captain for his senior season (2009-10) at the University of Wisconsin (WCHA)… Ranked first on the club in power-play goals (10), and tied for the team lead in goals (15) and shots (112) with Wisconsin in 2008-09… Also ranked fourth on the Badgers in points (28) and third in penalty minutes (73)… Named the Red Baron WCHA Offensive Player of the Week for Nov. 18-24, 2008 after notching two goals and an assist in a pair of games… Third on UW in points (30), second in assists (20) and tied for fourth in goals (10) in 2007-08… Also tied for the team lead in penalty minutes (52) and plus/minus rating (+11)… Represented the U.S. at the 2008 World Junior Championships… Captured a bronze medal with Team USA at the 2007 World Junior Championships in Sweden… A member of the U.S. U-17 team in 2004-05 and the U.S. U-18 team that captured the gold medal at the 2006 (U-18) World Championships… Helped Team USA to a first-place finish at the 2005 Four Nations Cup in Rochester, N.Y.… Played for Culver (Ind.) Academy in 2003-04… His father Danny, grandfather Bernie (Boom Boom) and great grandfather Howie Morenz all played in the NHL. His grandfather and great grandfather are members of the Hockey Hall of Fame… Raised in Brentwood, Tenn., and grew up playing in the Nashville Youth Hockey League… Became the first NYHL product and Nashville product to be drafted in the NHL Entry Draft.

			Regular Season					Playoffs				
Season	Club	League	GP	G	A	PTS	PIM	GP	G	A	PTS	PIM
2004-05	USNTDP	U-17	11	2	3	5	24	--	--	--	--	--
	USNTDP	NAHL	37	7	15	22	62	10	2	5	7	23
2005-06	USNTDP	U-18	41	12	14	26	38	--	--	--	--	--
	USNTDP	NAHL	13	6	9	15	30	--	--	--	--	--
2006-07	U. of Wisconsin	WCHA	36	2	4	6	62	--	--	--	--	--
2007-08	U. of Wisconsin	WCHA	36	10	20	30	52	--	--	--	--	--
2008-09	U. of Wisconsin	WCHA	35	15	13	28	73	--	--	--	--	--

LEFT WING

KONSTANTIN GLAZACHEV (kawn-stuhn-TIHN GLAH-zuh-chehv)

Shoots right. • 6-0, 186 lbs. • Born, Arkhangelsk, Russia, February 18, 1985. (Nashville's second choice, 35th overall (second round), in 2003 Entry Draft).

CAREER NOTES: Tied for seventh in goals (28) and ranked ninth in points (52) in the KHL with Barys Astana in 2008-09. Also tied for first on Barys Astana in goals and ranked second on the club in points. Led the team in postseason goals (3) during the 2009 Gagarin Cup Playoffs... Named KHL Offensive Player of the Week on Feb. 27, 2009 after scoring four goals and adding three assists in three games... Played his first full Russian Super League season with Novokuznetsk Metallurg in 2007-08... Played for Russia at the 2003 World U-18 Championships, posting five points (2g-3a) in six games... Made his Russian Hockey League debut in 2002-03 with the league champions, Lokomotiv Yaroslavl.

		Regular Season						Playoffs				
Season	**Club**	**League**	**GP**	**G**	**A**	**PTS**	**PIM**	**GP**	**G**	**A**	**PTS**	**PIM**
2003-04	Yaroslavl	Russia	35	4	3	7	4	2	0	0	0	0
	Yaroslavl 2	Russia-3	9	6	5	11	8	--	--	--	--	--
2004-05	Sibir Novosibirsk	Russia	24	4	9	13	6	--	--	--	--	--
	Yaroslavl	Russia	9	0	3	3	2	--	--	--	--	--
	Yaroslavl 2	Russia-3	20	17	9	26	14	--	--	--	--	--
2005-06	Yaroslavl	Russia	29	7	4	11	8	9	0	2	2	0
2006-07	Yaroslavl	Russia	14	4	1	5	10	--	--	--	--	--
	Yaroslavl 2	Russia-3	4	2	5	7	0	--	--	--	--	--
	Amur Khabarovsk	Russia	22	4	7	11	14	--	--	--	--	--
2007-08	Metallurg Novokuznetsk	Russia	50	7	9	16	10	--	--	--	--	--
2008-09	Barys Astana	KHL	56	28	24	52	30	3	3	0	3	2

LEFT WING

TRISTON GRANT (TRIS-tuhn GRANT)

Shoots left. • 6-1, 210 lbs. • Born, Neepawa, Man., February 2, 1984. (Acquired from Philadelphia along with a seventh-round selection in the 2009 Entry Draft (traded to St. Louis; St. Louis selected Maxwell Tardy) for defenseman Janne Niskala on June 24, 2008).

CAREER NOTES: Led Milwaukee (AHL) in penalty minutes (153) during his first season with the club in 2008-09... Ranked third on the Admirals in plus/minus rating (+11) in 2008-09... Was one of just four AHLers to have at least 150 penalty minutes and a double-digit plus/minus rating in 2008-09... Played in all 11 of Milwaukee's 2009 Calder Cup playoff contests... Led the Philadelphia Phantoms (AHL) in penalty minutes (181) for the second consecutive season in 2007-08... Posted AHL career highs in games played (72), goals, assists and points (10g-11a-21pts) in 2007-08... Ranked fourth on Phantoms in plus/minus rating (+9) in 2007-08... Led the Phantoms in penalty minutes (199) in 2006-07... Recorded his first NHL assist on Nov. 15 vs. Anaheim... Recalled by Philadelphia (NHL) on two occasions during the 2006-07 season, and made his NHL debut with the Flyers on Oct. 26 vs. Atlanta... Played his first professional season with the Phantoms in 2005-06... Ranked second on Vancouver (WHL) in penalty minutes (193) and fourth in goals (20) in 2004-05... Received the Giants Inspirational Leader Award in 2004-05... Ranked second in the WHL in penalty minutes (267) in 2003-04 with Vancouver... Played his first major-junior season in 2000-01 with Lethbridge (WHL)... Originally selected by Philadelphia in the ninth round (286th overall) of the 2004 NHL Entry Draft.

		Regular Season						Playoffs				
Season	**Club**	**League**	**GP**	**G**	**A**	**PTS**	**PIM**	**GP**	**G**	**A**	**PTS**	**PIM**
2000-01	Lethbridge	WHL	23	2	0	2	75	5	0	0	0	11
2001-02	Lethbridge	WHL	36	8	1	9	110	--	--	--	--	--
	Vancouver	WHL	21	2	4	6	53	--	--	--	--	--
2002-03	Vancouver	WHL	72	10	10	20	200	4	0	0	0	10
2003-04	Vancouver	WHL	69	10	8	18	267	11	1	1	2	33
2004-05	Vancouver	WHL	70	20	12	32	193	6	1	0	1	8
2005-06	Philadelphia	AHL	64	2	3	5	190	--	--	--	--	--
2006-07	Philadelphia	AHL	61	5	6	11	199	--	--	--	--	--
	Philadelphia	**NHL**	**8**	**0**	**1**	**1**	**10**	**--**	**--**	**--**	**--**	**--**
2007-08	Philadelphia	AHL	72	10	11	21	181	12	0	2	2	34
2008-09	Milwaukee	AHL	55	3	8	11	153	11	1	1	2	12
	NHL TOTALS		**8**	**0**	**1**	**1**	**10**	**--**	**--**	**--**	**--**	**--**

LEFT WING

PATRIC HORNQVIST (PAT-rihk HOHRN-kvihst)

Shoots right. • 5-11, 186 lbs. • Born, Sollentuna, Sweden, January 1, 1987. (Nashville's seventh choice, 230th overall (seventh round), in 2005 Entry Draft).

CAREER NOTES: Split his first season in North America between Nashville and Milwaukee (AHL) in 2008-09… Started the 2008-09 season with the Predators, and was recalled on two other occasions (Feb. 3 and March 17)… Scored his first career goal on Oct. 15, 2009 at Dallas… Posted his first career assist/multi-point game (2a) on Oct. 25 vs. Los Angeles… Notched four of his seven points in 2008-09 during a three-game point streak from Oct. 25-30 (1g-3a)… Ranked third on the Admirals in goals (17) and tied for fourth on the club in points (35) despite playing only 49 games in 2008-09… Also ranked third on Milwaukee in power-play goals (8) and second in shots (161)… Posted the second-longest goal-scoring streak of the 2008-09 AHL season with a goal in eight consecutive games (8g) from Feb. 24-March 11… Appeared in all 11 of Milwaukee's 2009 Calder Cup Playoff contests, tying for second on the team in points (8) and goals (4)… Tied for 12th in the Swedish Elite League and led Djurgardens in goals (18) in 2007-08… Tied for sixth in the league and led his club in power-play goals (11) in 2007-08… Ranked fourth on Djurgardens in points (30) and paced the club in shots (174) in 2007-08… Led Sweden and tied for second overall in goals (6) at the 2008 World Championships in Quebec City/Halifax… Named Rookie of the Year in the Swedish Elite League in 2006-07 after leading junior players with 23 goals. The goal total broke a record previous held by Peter Forsberg for most goals by a junior player in Swedish Elite League history… Tied for Djurgardens team lead in goals and ranked second on the club in scoring (23g-11a-34pts) in 2006-07… Joined Djurgardens' junior team for the 2007 postseason and tallied seven points (2g-5a) in seven games… Represented Sweden at both the 2007 World Junior Championships in Sweden and the 2007 World Championships in Russia… Played for Sweden at the 2005 U-18 World Championships, earning a bronze medal.

			Regular Season					Playoffs				
Season	Club	League	GP	G	A	PTS	PIM	GP	G	A	PTS	PIM
2003-04	Vasby Jr.	Sweden-Jr.	10	7	19	26	30	--	--	--	--	--
	Vasby	Sweden-3	32	8	5	13	26	--	--	--	--	--
2004-05	Vasby	Sweden-3	28	12	12	24	36	--	--	--	--	--
	Djurgarden Jr.	Sweden-Jr.	5	3	0	3	2	--	--	--	--	--
2005-06	Djurgarden Jr.	Sweden-Jr.	4	2	1	3	2	4	1	2	3	2
	Djurgarden	Sweden	47	5	2	7	36	--	--	--	--	--
2006-07	Djurgarden	Sweden	49	23	11	34	38	--	--	--	--	--
	Djurgarden Jr.	Sweden-Jr.	--	--	--	--	--	7	2	5	7	14
2007-08	Djurgarden	Sweden	53	18	12	30	58	5	0	1	1	6
2008-09	**Nashville**	**NHL**	**28**	**2**	**5**	**7**	**16**	**--**	**--**	**--**	**--**	**--**
	Milwaukee	AHL	49	17	18	35	44	11	4	4	8	6
	NHL/PREDATORS TOTALS		**28**	**2**	**5**	**7**	**16**	**--**	**--**	**--**	**--**	**--**

RIGHT WING

HUGH JESSIMAN (HEW JEHS-ih-muhn)

Shoots right. • 6-6, 235 lbs. • Born, New York, N.Y., March 28, 1984. (Acquired from N.Y. Rangers for future considerations on Oct. 30, 2008).

CAREER NOTES: One of just 10 AHLers to post at least 20 goals and 100 penalty minutes in 2008-09… Ranked second on Milwaukee in both goals (20) and power-play goals in 2008-09… Tied for the club lead in game-winning tallies (6)… Ranked fourth on the 2008-09 Admirals in penalty minutes (102)… Posted his first professional hat trick on Jan. 20, 2009 vs. Quad City… Signed a one-year contract on April 14, 2009… Tied for fifth on Hartford in goals (18) and ranked third on the club in penalty minutes (154) in 2007-08… Appeared in five 2008 playoff games with Hartford, amassing a team-leading 21 penalty minutes… Played three seasons at Dartmouth College (ECAC) from 2002-05, notching 81 points (40g-41a) in 80 career contests… Missed the majority of the 2004-05 season due to injury… Tied for the Dartmouth team lead in goals (16) in 2003-04, in addition to ranking second on the Big Green in points (33) and third in points (33)… Led Dartmouth and tied for seventh nationally in power play-goals (10) as a sophomore… Named 2003 Second-Team All-ECAC… Led the nation in rookie scoring at broke the Dartmouth school record for freshman scoring with 47 points (23g-24a) in 34 games in 2002-03… Also paced the 2003 Big Green in goals, ranked second in points and third in assists… Named 2003 ECAC Rookie of the Year and to Inside College Hockey's 2003 All-Rookie Team… The New York Rangers' first selection (12th overall) in the 2003 Entry Draft.

			Regular Season					Playoffs				
Season	Club	League	GP	G	A	PTS	PIM	GP	G	A	PTS	PIM
2002-03	Dartmouth	ECAC	34	23	24	47	48	--	--	--	--	--
2003-04	Dartmouth	ECAC	34	16	17	33	71	--	--	--	--	--
2004-05	Dartmouth	ECAC	12	1	1	2	18	--	--	--	--	--
2005-06	Hartford	AHL	46	7	12	19	66	2	0	0	0	0
	Charlotte	ECHL	25	13	10	23	56	--	--	--	--	--
2006-07	Hartford	AHL	49	7	6	13	79	7	1	0	1	9
	Charlotte	ECHL	20	12	10	22	52	--	--	--	--	--
2007-08	Hartford	AHL	71	18	24	42	154	5	0	1	1	21
2008-09	Hartford	AHL	6	0	0	0	2	--	--	--	--	--
	Milwaukee	AHL	63	20	7	27	100	10	2	0	2	10



DEFENSE

ROMAN JOSI (ROH-man YO-see)

Shoots left. • 6-1, 198 lbs. • Born, Bern, Switzerland, June 1, 1990.
(Nashville's third choice, 38th overall (second round), in 2008 Entry Draft).

CAREER NOTES: Led all Swiss League junior players (under-20) in points (7), goals (17) and assists (24) in 2008-09 and was a teammate of Predators Director of Player Development Martin Gelinas… Also ranked second among SC Bern defensemen in points, goals and assists, helping it to the 2008-09 regular-season title… Notched a goal in four games during 2009 Champions League play… Named Top Defenseman at the 2009 Division I World Junior Championships, which Switzerland won to earn promotion to the next year's top division… Tied for first among blueliners in goals (3) and ranked second among defensemen in scoring (4) at the DI World Junior tournament … Appeared in all six of Switzerland's contests at the 2009 World Championships… The youngest player on the Swiss roster, and third-youngest player overall, at the 2009 World Championships… One of just four 17-year-olds to play in Switzerland's top division with SC Bern in 2007-08… Ranked fifth among Swiss League junior players (under-20) in points (8) and assists (6) in 2007-08… Represented Switzerland at both the World Junior Championships and the Under-18 World Championships in 2007 and 2008… Tied for the Swiss team lead in points (1g-4a) and tied for fourth in assists among tournament defensemen at the 2008 Under-18 World Championships.

			Regular Season					Playoffs				
Season	Club	League	GP	G	A	PTS	PIM	GP	G	A	PTS	PIM
2006-07	Bern Jr.	Swiss-Jr.	33	14	16	30	28	14	1	3	4	2
	Switzerland U-20	Swiss-2	5	1	1	2	2	--	--	--	--	--
	Bern	Swiss	3	0	1	1	0	--	--	--	--	--
2007-08	Bern	Swiss	35	2	6	8	10	6	0	0	0	0
	Neuchatel	Swiss-2	3	2	0	2	4	--	--	--	--	--
	Switzerland U-20	Swiss-2	2	0	1	1	0	--	--	--	--	--
2008-09	Bern	Swiss	42	7	17	24	16	6	0	0	0	2

DEFENSE

DENIS KULYASH (DIHN-ihs KOO-lee-ahsh)

Shoots left. • 6-4, 199 lbs. • Born, Omsk, Russia, May 31, 1983.
(Nashville's ninth choice, 243rd overall (eighth round), in 2004 Entry Draft).

CAREER NOTES: Ranked second among Kontinental League defensemen in goals (16) with CSKA Moscow in 2008-09… Led CSKA blueliners in goals and points (26) while playing in all 56 games in 2008-09… Scored a goal in the Inaugural KHL All-Star Game in January 2009… Tied for the team lead in goals (2) and led CSKA defenders in postseason points (3) during the 2009 Gagarin Cup Playoffs… Tied for third among Russian Super League defensemen in goals (9) in 2007-08… Led CSKA Moscow defensemen in goals and finished second in assists (12) and points (21) in 2007-08… Ranked fourth on the club in penalty minutes (79) in 2007-08… Played his first season with CSKA Moscow in 2007-08 after spending the previous two seasons with cross-town rival Dynamo Moscow… Played for Russia at the 2006 World Championships and was on Russia's 2006 Olympic team, but did not participate due to injury… Led Dynamo in goals (12) and penalty minutes (117) in 2005-06, and led team backliners in scoring (12g-5a-17pts)… Ranked second among Russian league defensemen in goals in 2005-06.

			Regular Season					Playoffs				
Season	Club	League	GP	G	A	PTS	PIM	GP	G	A	PTS	PIM
2003-04	CSK VVS Samara 2	Russia-3	STATISTICS NOT AVAILABLE									
	CSKA Moscow	Russia	10	1	0	1	8	--	--	--	--	--
2004-05	CSKA Moscow	Russia	59	8	10	18	58	--	--	--	--	--
2005-06	Dynamo Moscow	Russia	44	12	5	17	117	4	0	2	2	6
2006-07	Dynamo Moscow	Russia	48	3	9	12	58	2	0	0	0	2
2007-08	CSKA Moscow	Russia	53	9	13	22	79	6	1	1	2	34
2008-09	CSKA Moscow	KHL	56	16	10	26	62	8	2	1	3	20

DEFENSE

TEEMU LAAKSO (TEE-moo LACK-soh)

Shoots right. • 6-1, 208 lbs. • Born, Tuusula, Finland, August 27, 1987.
(Nashville's second choice, 78th overall (third round), in 2005 Entry Draft).

CAREER NOTES: Played his first season in North America with Milwaukee (AHL) in 2008-09... Missed the final 33 games of the 2008-09 regular season, and all 11 playoff games, due to injury... At the time of his injury, ranked fifth on the Admirals, and second among club defensemen, in penalty minutes (50)... Notched his only two goals of the 2008-09 season on Dec. 13, 2008 at Iowa... Played his third full season with HIFK Helsinki of the Finnish Elite League in 2007-08, tying for the team lead among blueliners in plus/minus rating (+7)... Led all HIFK skaters in average ice time (21:35) in seven playoff games in 2008... Appeared in the World Junior Championships for the third time in 2007 and led the tournament in penalty minutes (52)... Won a bronze medal with Finland at the 2006 World Junior Championships. Led tournament defensemen in goals (3) and tied for third overall with a +7 rating... Started the 2004-05 season in the Finnish junior league and played his first games in the Finnish Elite League with HIFK Helsinki in December 2004... Played for Finland as a 17-year-old at the 2005 World Junior Championships... Competed for Team Finland at the U-18 World Championships in both 2004 and 2005.

			Regular Season					Playoffs				
Season	Club	League	GP	G	A	PTS	PIM	GP	G	A	PTS	PIM
2003-04	HIFK Helsinki Jr.	Finland-Jr.	41	3	6	9	20	3	0	1	1	0
2004-05	HIFK Helsinki Jr.	Finland-Jr.	20	5	4	9	18	--	--	--	--	--
	HIFK Helsinki	Finland	15	0	2	2	2	--	--	--	--	--
	HIFK Helsinki U18	Fin.-U18	--	--	--	--	--	1	0	0	0	0
2005-06	HIFK Helsinki	Finland	47	2	1	3	20	8	1	0	1	0
	HIFK Helsinki Jr.	Finland-Jr.	6	1	2	3	32	--	--	--	--	--
	Suomi U20	Finland-2	6	2	0	2	10	--	--	--	--	--
2006-07	HIFK Helsinki	Finland	50	3	6	9	70	5	0	1	1	0
	Suomi U20	Finland-2	2	0	1	1	4	--	--	--	--	--
2007-08	HIFK Helsinki	Finland	53	3	7	10	40	7	0	0	0	2
2008-09	Milwaukee	AHL	42	2	7	9	50	--	--	--	--	--



CENTER

JANI LAJUNEN (JAH-nee LA-joo-nehn)

Shoots left. • 6-1, 184 lbs. • Born, Helsinki, Finland, June 16, 1990.
(Nashville's sixth choice, 201st overall (seventh round), in 2008 Entry Draft).

CAREER NOTES: Split the 2008-09 season between Espoo's junior and senior teams, playing 25 games for each squad... Ranked second on Espoo Jr. in goals (16) and fifth in points (26) despite missing 16 of the club's contests... Helped Espoo Jr. club win the 2009 Finnish Junior League playoff and regular season titles... Scored a goal while suiting up for three 2009 Champions League games...Represented Finland at the 2009 World Junior Championships in Ottawa... Registered four points (2g-2a) in two games with the Finnish Junior club in a pair of pre-tournament games against Finnish second division teams... Played his first full season with Espoo's junior team in 2007-08 and ranked fifth on the club in plus/minus (+11) after spending the previous two seasons in the Junior B ranks (2005-07)... Represented Finland at the 2008 Under-18 World Championships.

			Regular Season					Playoffs				
Season	Club	League	GP	G	A	PTS	PIM	GP	G	A	PTS	PIM
2007-08	Espoo Jr.	Finland-Jr.	25	4	10	14	14	3	0	2	2	6
	Espoo	Finland	1	0	0	0	0	--	--	--	--	--
2008-09	Espoo Jr.	Finland-Jr.	25	16	10	26	28	8	2	1	3	12
	Espoo	Finland	25	1	1	2	4	2	0	0	0	0
	Finland U20 Team	Finland-2	2	2	2	4	0	--	--	--	--	--

DEFENSE

ANTON LAVRENTIEV (AN-tohn LAH-vrehn-tee-ehv)

Shoots right. • 6-4, 196 lbs. • Born, Kazan, Russia, August 25, 1983.
(Nashville's seventh choice, 178th overall (sixth round), in 2001 Entry Draft).

CAREER NOTES: Played his fourth straight season for Naber. Cherny (Russia-3) in 2008-09… Led Cherny in penalty minutes in 2008-09 (184) and ranked third among club blueliners in points (19)… Led Cherny in penalty minutes (260), and club blueliners in points (31) in 2006-07… Ranked second among Cherny skaters in penalty minutes (214) during the 2005-06 campaign… Played with Khimik Novopolotsk (Belarus) in 2004-05… Started the 2001-02 season with the Sudbury Wolves (OHL) before returning to play in Russia.

			Regular Season					Playoffs				
Season	Club	League	GP	G	A	PTS	PIM	GP	G	A	PTS	PIM
2001-02	Sudbury	OHL	10	0	0	0	17	--	--	--	--	--
	Ak Bars Kazan 2	Russia-3	STATISTICS NOT AVAILABLE					--	--	--	--	--
2002-03	Yuzhny Ural Orsk	Russia-3	13	0	1	1	14	--	--	--	--	--
2003-04	HK Rybinsk	Russia-2	31	2	1	3	49	--	--	--	--	--
2004-05	Khimik Novopolotsk	Belarus	23	2	3	5	26	1	0	0	0	2
2005-06	Naber. Chelny	Russia-3	70	8	6	14	214	--	--	--	--	--
2006-07	Naber. Chelny	Russia-3	67	10	21	31	270	--	--	--	--	--
2007-08	Naber. Chelny	Russia-3	63	9	10	19	127	--	--	--	--	--
2008-09	Naber. Chelny	Russia-3	76	9	10	19	184	--	--	--	--	--

GOALTENDER

ANDERS LINDBACK (AHN-dehrs LIND-bahck)

Catches left. • 6-6, 205 lbs. • Born, Gavle, Sweden, May 3, 1988.
(Nashville's seventh choice, 207th overall (seventh round), in 2008 Entry Draft).

CAREER NOTES: Expected to play for Timra (Sweden) in 2009-10… Spent his first full season in the Swedish Elite League in 2008-09, splitting Brynas' goaltending duties with Florida prospect Jacob Markstrom… Ranked seventh in the Elitserian in save percentage (.916) in 2008-09… Started three of Brynas' four 2009 playoff games, ranking fifth in postseason save percentage (.916) and sixth in goals-against average (2.37)… Played for Almtuna in Sweden's second division in 2007-08… Ranked third among junior goaltenders in Sweden's second division in goals-against average (3.07) and save percentage (.905) in 2007-08… Led the Swedish junior league in goals-against average (1.67), shutouts (5) and ranked second in the league in save percentage (.923) playing for Brynas' junior team in 2006-07.

			Regular Season								Playoffs						
Season	Club	League	GP	W	L	O/T	Mins.	GA	SO	Avg.	GP	W	L	Mins.	GA	SO	Avg
2005-06	Brynas U18	Sweden-U18	11	--	--	--	667	36	2	3.24	--	--	--	--	--	--	--
	Brynas Jr.	Sweden-Jr.	5	--	--	--	257	7	2	1.63	--	--	--	--	--	--	--
2006-07	Brynas Jr.	Sweden-Jr.	36	--	--	--	2143	81	5	2.27	3	--	--	180	6	0	2.00
2007-08	Almtuna	Sweden-2	18	--	--	--	1034	53	0	3.08	--	--	--	--	--	--	--
2008-09	Brynas	Sweden	24	--	--	--	1332	57	1	2.57	3	--	--	177	7	0	2.37
	Brynas Jr.	Sweden-Jr.	3	--	--	--	179	7	0	2.35	--	--	--	--	--	--	--



RIGHT WING

RYANMAKI (RIGH-uhn MACK-ee)

Shoots right. • 6-2, 210 lbs. • Born, Medford, N.J., April 23, 1985.
(Nashville's fifth choice, 176th overall (sixth round), in 2005 Entry Draft).

CAREER NOTES: Led Milwaukee (AHL) in plus/minus rating (+14) in 2008-09... Scored 10 more goals (12) and racked up 10 more assists (13) in 2008-09 than as a rookie in 2007-08... Milwaukee's (AHL) nominee for the AHL's 2008-09 Yanick Dupre Memorial Award (Man of the Year)... Appeared in all 11 of Milwaukee's 2009 Calder Cup playoff games... Spent the majority of his first professional season in Milwaukee (AHL), but also saw action with Cincinnati (ECHL) in 2007-08... Appeared in three playoff games with Milwaukee in addition to a pair of 2008 Kelly Cup contests for the ECHL Champion Cyclones... Appeared in two regular-season games and two playoff games with Milwaukee (AHL) following his 2006-07 college season... Finished second in goals and third in points (12g-11a-23pts) with Harvard (ECAC) in 2006-07... Tied for sixth in the ECAC with eight power-play goals in 2006-07... Was the 2007 recipient of the Harvard Strength and Conditioning Student Athlete of the Year award... Finished his four-year career at Harvard with 72 points (36g-36a) in 129 career games... Tied for second in goals (10) and tied for fifth in scoring (10g-12a-22pts) with the Crimson in 2005-06... Tied for the Harvard team lead in goals (10) in 2004-05... Awarded Harvard's Donald Angier Trophy (awarded to the player showing the most improvement) after his freshman season... Grew up in Shelby Township, Mich.

			Regular Season					Playoffs				
Season	Club	League	GP	G	A	PTS	PIM	GP	G	A	PTS	PIM
2001-02	USNTDP	U-17	17	3	11	14	6	--	--	--	--	--
	USNTDP	NAHL	31	4	11	15	24					
2002-03	USNTDP	U-18	42	5	6	11	18	--	--	--	--	--
	USNTDP	NAHL	10	1	0	1	8					
2003-04	Harvard	ECAC	34	4	4	8	18	--	--	--	--	--
2004-05	Harvard	ECAC	30	10	9	19	20	--	--	--	--	--
2005-06	Harvard	ECAC	33	10	12	22	32	--	--	--	--	--
2006-07	Harvard	ECAC	32	12	11	23	36	--	--	--	--	--
	Milwaukee	AHL	2	0	1	1	0	2	0	0	0	0
2007-08	Milwaukee	AHL	54	2	3	5	23	3	0	0	0	2
	Cincinnati	ECHL	5	1	0	1	4	6	1	0	1	4
2008-09	Milwaukee	AHL	65	12	13	25	37	11	1	1	2	4



RIGHT WING

IANMCKENZIE (EE-an MIHK-ehn-zee)

Shoots right. • 6-5, 232 lbs. • Born, Weyburn, Sask., May 23, 1987.
(Signed as a free agent on May 6, 2008).

CAREER NOTES: Split the 2008-09 season between Milwaukee (AHL) and Cincinnati (ECHL)... Played in eight 2009 Kelly Cup playoff contests for the Cyclones, and tied for fourth on the club in postseason goals (4)... Also ranked third on Cincinnati in playoff plus/minus rating (+4)... Notched four points (2g-2a) in his first professional playoff game on April 24, 2009 vs. Elmira... Ranked third on Seattle (WHL) in penalty minutes (103) and fourth in power-play goals (6) in 2007-08... Led the Thunderbirds in points (14) and goals (8) in the 2008 postseason... Split the 2006-07 season between Seattle and Moose Jaw of the Western Hockey League... Reached the WHL final in 2005-06 with Moose Jaw... Played his first full WHL season with the Warriors in 2004-05.

			Regular Season					Playoffs				
Season	Club	League	GP	G	A	PTS	PIM	GP	G	A	PTS	PIM
2003-04	Moose Jaw	WHL	8	0	0	0	0	--	--	--	--	--
2004-05	Moose Jaw	WHL	44	3	4	7	18	5	0	0	0	11
2005-06	Moose Jaw	WHL	42	4	3	7	68	22	5	3	8	8
2006-07	Moose Jaw	WHL	6	1	0	1	10	11	2	1	3	17
2007-08	Moose Jaw	WHL	60	12	9	21	77	--	--	--	--	--
	Seattle	WHL	68	19	21	40	103	12	8	6	14	12
2008-09	Milwaukee	AHL	26	3	1	4	31	--	--	--	--	--
	Cincinnati	ECHL	40	12	3	15	56	8	4	4	8	8

Amateur
European Pro/Amateur
Professional



CENTER

CAL O'REILLY (KAL oh-RIGH-ley)

Shoots left. • 6-0, 188 lbs. • Born, Toronto, Ont., September 30, 1986. (Nashville's fourth choice, 150th overall (fifth round), in 2005 Entry Draft).

CAREER NOTES: Recalled to Nashville twice in 2008-09 (Feb. 28 and March 26)… Posted points in four straight contests (3g-1a), games No. 4-7 of his NHL career, from March 28-April 3… Scored his first career NHL goal in a 4-3 overtime win vs. Los Angeles on March 28… Made his NHL debut on Feb. 28 vs. Detroit, and posted his first career point/assist in an 8-0 victory… Tied for second in the AHL and led the Admirals in assists (56) in 2008-09… Ranked second on Milwaukee and tied for 15th in the AHL in scoring (69)… Led the Admirals and tied for fifth in the league in power-play assists (26)… Also ranked first on the club in power-play points (30) and shorthanded points (1g-2a-3pts) in 2008-09… Scored a goal for the Canadian team at the 2009 AHL All-Star Classic on Jan. 26, 2009… Posted his first career professional hat trick as part of a five-point outing (3g-2a) on Feb. 8, 2009 vs. Peoria. Scored shorthanded, on the power play and at even strength… Tied for the sixth-longest assist streak during the 2008-09 AHL season with helpers in eight consecutive games (11a) from Feb. 27-March 18… Tied for second on the Admirals in both 2009 Calder Cup playoff scoring (8) and assists (6)… Ranked third in the AHL in assists (63) and fifth in points (79) while leading Milwaukee in both categories in 2007-08… Also tied for fourth in the AHL in shorthanded goals (5) and tied for fifth in the league in shorthanded points (7) in 2007-08… Paced the Admirals in both power-play points (31) and plus/minus rating (+9) in 2007-08… Ranked ninth in the AHL and was tops on the 2007-08 Admirals in shooting percentage (18.8%)… Named the CCM/AHL Player of the Month for February 2007 after leading all AHL scorers with 24 points (5g-19a) in 16 games during the month... Led Milwaukee and AHL rookies in assists (47) in 2006-07… Also ranked second on Milwaukee in scoring (18g-47a-65pts) and tied for fifth among AHL rookies in points… Named the AHL Rookie of the Month for April 2007 after notching nine points (3g-6a) and a +5 rating in five games… Joined Milwaukee on an amateur try-out following his junior season in 2005-06… Led Windsor (OHL) in assists (81) and tied for third in the OHL in 2005-06… Also led the 2005-06 Spitfires in points (18g-81a-99pts) and tied for eighth in the OHL… Led Windsor in playoff points (3g-8a-11pts) and assists in 2006… Named runner-up for the OHL's most sportsmanlike player in 2005-06… Named smartest player in the Western Conference in the 2005-06 OHL coaches poll. Also finished second in the poll for best playmaker and third for best stickhandler… Finished second on the Windsor Spitfires and tied for 18th in the OHL in scoring (24g-50a-74pts) in 2004-05… Also ranked second on the 2004-05 Spitfires in assists and third in goals… Played in the 2005 OHL All-Star Classic.

			Regular Season					Playoffs				
Season	**Club**	**League**	**GP**	**G**	**A**	**PTS**	**PIM**	**GP**	**G**	**A**	**PTS**	**PIM**
2003-04	Windsor	OHL	61	3	18	21	2	3	0	1	1	0
2004-05	Windsor	OHL	68	24	50	74	16	11	4	5	9	4
2005-06	Windsor	OHL	68	18	81	99	8	7	3	8	11	0
	Milwaukee	AHL	2	0	0	0	0	10	0	1	1	0
2006-07	Milwaukee	AHL	78	18	47	65	20	4	1	2	3	0
2007-08	Milwaukee	AHL	80	16	63	79	22	6	1	2	3	0
2008-09	Milwaukee	AHL	67	13	56	69	20	11	2	6	8	0
	Nashville	**NHL**	**11**	**3**	**2**	**5**	**2**	--	--	--	--	--
	NHL/PREDATORS TOTALS		**11**	**3**	**2**	**5**	**2**	--	--	--	--	--

LEFT WING

PETER OLVECKY (PEE-tuhr ohl-VEHT-skee)

Shoots left. • 6-2, 214 lbs. • Born, Trencin, Czech Republic, October 11, 1985. (Signed as a free agent on July 16, 2009).

CAREER NOTES: Split the 2008-09 season between Minnesota (NHL) and Houston (AHL)… Appeared in his first NHL game on Jan. 30, 2009 at Edmonton… Scored his first NHL goal on Feb. 22, 2009 at Chicago… Represented Slovakia at the 2009 World Championships in Switzerland, posting an assist in five games… Ranked third on Houston in goals (17) in 2007-08… Led the 2007-08 Aeros in power-play goals (9) and ranked fifth in points (33)… Tied for fifth on Houston in goals (12) during the 2006-07 season… Played for Slovakia at the 2005 World Junior Championships… Tied for the Slovak team lead in goals (3) and tied for third in points (4) in six games at the 2005 World Junior Championships… Also tied for third on the club in penalty minutes (16) for the tournament… Played the majority of the 2004-05 campaign with HK Dukla Trencin alongside NHLers Marian Gaborik and Pavol Demitra… Ranked third on Trencin's junior club in assists (20), and fourth in both goals (16) and points (36) in 2003-04… Ranked second on the 2003-04 Trencin Juniors in plus/minus rating (+46) and penalty minutes (74)… Originally Minnesota's third choice (third round, 78th overall) in the 2004 Entry Draft.

			Regular Season					Playoffs				
Season	**Club**	**League**	**GP**	**G**	**A**	**PTS**	**PIM**	**GP**	**G**	**A**	**PTS**	**PIM**
2004-05	Trencin	Slovakia	45	10	9	19	49	12	1	0	1	6
	Trencin Jr.	Slovakia-Jr.	8	1	3	4	10	2	1	4	5	4
	Piestany	Slovakia-2	1	0	0	0	10	--	--	--	--	--
2005-06	Houston	AHL	67	14	18	32	56	7	1	3	4	4
2006-07	Houston	AHL	69	12	15	27	46	--	--	--	--	--
2007-08	Houston	AHL	61	17	16	33	38	5	1	1	2	4
2008-09	Houston	AHL	41	6	17	23	31	3	1	1	2	6
	Minnesota	**NHL**	**31**	**2**	**5**	**7**	**12**	--	--	--	--	--
	NHL TOTALS		**31**	**2**	**5**	**7**	**12**	--	--	--	--	--

GOALTENDER

CHETPICKARD (CHEHT PIH-kuhrd)

Catches left. • 6-2, 216 lbs. • Born, Moncton, N.B., November 29, 1989.
(Nashville's second choice, 18th overall (first round), in 2008 Entry Draft).

CAREER NOTES: Won the Del Wilson Trophy as the Western Hockey League's Goaltender of the Year for the second consecutive season in 2008-09, becoming first goalie since Mike Vernon (Calgary, 1982-83) to win the top goaltender award in consecutive seasons, and just the fourth to win it twice… A 2008-09 First Team Western Conference WHL All-Star selection… Ranked second in the WHL in save percentage (.921), fourth in wins (35), fifth in goals-against average (2.28) and tied for third in shutouts (6)… Named ADT CHL Goaltender of the Week for the week ending Dec. 7, 2008 after posting a 0.67 goals-against-average, .976 save percentage and a shutout while leading Tri-City to a 3-0-0 record… Represented the WHL in the ADT Canada-Russia Challenge, and notched a 16-save shutout in his lone start – a 5-0 Team WHL win – on Nov. 29… Won a gold medal with Canada at the 2009 World Junior Championships, going 2-0-0 with a 0.50 goals-against average, .958 save percentage and a shutout… Ranked sixth in wins (6) and eighth in goals-against average (3.41) in the 2009 WHL Playoffs… Won the 2008 Del Wilson Trophy while leading the Tri-City Americans to the Scotty Munro Trophy as the league's regular season champions in 2007-08… Led all WHL goaltenders in wins (46) and ranked fourth in the league in save percentage (.918) in 2007-08… His 46 wins set a Tri-City franchise record, breaking Brian Boucher's previous mark of 33 wins in 1995-96… Helped the Americans to the 2008 WHL Western Conference final with a 1.78 goals-against average and a .937 save-percentage in the playoffs… Served as backup to Carey Price, now of the Montreal Canadiens, from 2005-07… His brother, Calvin, also a goaltender, plays for the WHL's Seattle Thunderbirds in 2008-09… Wears number 37 because of Washington's Olaf Kolzig – Kolzig is also the owner of the Tri-City Americans.

			Regular Season								Playoffs						
Season	Club	League	GP	W	L	O/T	Mins.	GA	SO	Avg.	GP	W	L	Mins.	GA	SO	Avg
2005-06	Tri-City	WHL	26	9	9	1	1270	62	3	2.93	--	--	--	--	--	--	--
2006-07	Tri-City	WHL	29	17	10	1	1577	75	2	2.85	1	0	0	20	1	0	3.00
2007-08	Tri-City	WHL	64	46	12	4	3779	146	2	2.32	16	11	5	1010	30	3	1.78
2008-09	Tri-City	WHL	50	35	12	3	2947	112	6	2.28	11	6	5	650	37	0	3.42

LEFT WING

ANTTIPIHLSTROM (AHN-tee PIHL-struhm)

Shoots left. • 5-10, 190 lbs. • Born, Vantaa, Finland, October 22, 1984.
(Signed as a free agent on June 1, 2007).

CAREER NOTES: Expected to play the 2009-10 season with Farjestad (Sweden)... Began the 2008-09 season with Milwaukee before being recalled on Nov. 24, 2008. Spent the rest of the season with Nashville, playing 53 games… Posted points/assists in back-to-back games for the first time in his career Feb. 5-6, 2009… Notched his first career NHL point/assist on the game-winning goal on Dec. 4 vs. Colorado, then scored his first NHL goal two games later on Dec. 8, 2008 at St. Louis... Made his 2008-09 season debut Nov. 25 vs. St. Louis… Led the Admirals in goals (8), and ranked second in points (12) in 15 games at the time of his recall… Recalled by Nashville from Milwaukee (AHL) on Dec. 14, 2007, and played his first NHL game the following night at Colorado… Led Milwaukee in goals (27) and ranked fifth on the club in points (45) in his first North American professional season in 2007-08… Also paced the 2007-08 Admirals in shots (207), ranked second in power-play goals (9), and tied for second in both plus/minus rating (+7) and shorthanded goals (2)… Earned a bronze medal with Finland at the 2008 World Championships in Quebec City/Halifax… Led Finland in goals (5) and plus/minus rating (+7) while tying for second on the team in points (7) at the 2008 World Championships… Ranked third in goals and fifth in points (16g-23a-39pts) with Finland's HPK Hameenlinna in 2006-07… Ranked second in points (9) and assists (5), and tied for second in goals (3) during the 2007 Finnish League playoffs, helping HPK to a bronze medal… Tied for fifth in goals (11) for SaiPa in 2005-06… Posted an assist in three games with HPK during the 2007 Champions Cup… Played three seasons in the Espoo (Finland) organization from 2002-05, posting 11 points (5g-6a) in 102 games for the senior team and 58 points (20g-38a) in 70 games for the junior team… Captured a Finnish Junior League bronze medal with the Espoo Jr. squad in 2003, posting two points (1g-1a) in 10 postseason games.

			Regular Season					Playoffs				
Season	Club	League	GP	G	A	PTS	PIM	GP	G	A	PTS	PIM
2002-03	Blues Espoo Jr.	Finland-Jr.	36	10	16	26	38	10	1	1	2	8
2003-04	Blues Espoo Jr.	Finland-Jr.	23	9	19	28	42	1	0	2	2	0
	Suomi U20	Finland-2	4	0	1	1	2	--	--	--	--	--
	Blues Espoo	Finland	49	1	3	4	18	9	0	0	0	0
2004-05	Blues Espoo	Finland	53	4	3	7	30	--	--	--	--	--
	Blues Espoo Jr.	Finland-Jr.	11	7	3	10	36	7	0	2	2	26
2005-06	SaiPa Lappeenranta	Finland	54	10	11	21	60	8	1	0	1	2
2006-07	HPK Hameenlinna	Finland	56	16	23	39	63	9	3	5	8	4
2007-08	Milwaukee	AHL	78	27	18	45	62	6	1	0	1	8
	Nashville	**NHL**	**1**	**0**	**0**	**0**	**0**	--	--	--	--	--
2008-09	**Nashville**	**NHL**	**53**	**2**	**5**	**7**	**10**	--	--	--	--	--
	Milwaukee	AHL	15	8	4	12	10	--	--	--	--	--
	NHL/PREDATORS TOTALS		**54**	**2**	**5**	**7**	**10**	--	--	--	--	--

RIGHT WING

ALEXANDER RADULOV (al-ehx-AN-duhr RAD-uh-lahf)

Shoots left. • 6-1, 188 lbs. • Born, Nizhny Tagil, Russia, July 5, 1986. (Nashville's first choice, 15th overall (first round), in 2004 Entry Draft).

CAREER NOTES: Helped Salavat Yulaev Ufa to the Kontinental Hockey League's regular season title in 2008-09… Ranked third on Ufa, and 13th overall, in both points (48) and goals (22)… Finished third on Ufa, and tied for eighth in the KHL, in plus/minus rating (+26)… Also led the team in penalty minutes (92), and ranked third on Salavat Yulaev in assists (26)… Scored on a penalty shot and posted an assist for Team Jagr at the 2009 KHL All-Star Game… Named KHL Offensive Player of the Week on Dec. 29, 2009 after posting a pair of points (1g-1a) and a +5 rating in two Ufa victories… Tied for second on Ufa in points (1g-4a) during 2009 Champions League play… Also ranked second on the club in assists (4) and tied for ninth overall in six Champions League games… Scored the game-winning goal for Russia in the Gold Medal Game at the 2009 World Championships in Switzerland… Tied for seventh at the World Championships and ranked second on Russia in scoring (4g-6a-10pts)… Also tied for ninth in the tournament and ranked second on the Russian Team in both goals and assists… Established NHL career highs in games played (81), goals (26), assists (32) and points (58), finishing third on the Predators in goals and points in 2007-08… Was one of just two Predators to appear in a team-high 81 games in 2007-08, and finished third in the NHL among second-year players in goal scoring… Tied a franchise record with goals in six consecutive contests Jan. 21 – Feb. 2, 2008 (7g)… Tied for the team lead in both goals (2) and points (4), appearing in all six of the club's postseason games in 2008… Won a gold medal while representing Russia at the 2008 World Championships… Established single-season franchise records for goals (18) and points (18g-19a-37pts) by a Nashville rookie in 2006-07… Also led Nashville, ranked second among league rookies and ranked fifth in the NHL with an 18.8% shooting percentage in 2006-07… Ranked among 2006-07 rookie leaders in several other categories, including: game-winning goals (tied for fourth, 4), goals (seventh), power-play goals (tied for eighth, 5), points (ninth) and assists (tied for 10th)… Scored a goal in the 2007 NHL YoungStars Game on Jan. 24 in Dallas… Scored his first NHL goal in his second NHL game on Oct. 26, 2006 vs. San Jose… Opened the 2006-07 season with Milwaukee (AHL), and posted 18 points (6g-12a) in 10 AHL games… Won a bronze medal with tournament-host Russia at the 2007 World Championships… Ranked second on the club in goals (3) and tied for second in points (3g-1a) for Nashville during the 2008 playoffs… Had his number retired by Quebec (QMJHL) on Nov. 28, 2007… Finished the 2005-06 season as the top scorer (61g-91a-152pts) in the QMJHL and the entire CHL… Received the QMJHL's Jean-Beliveau Trophy (top scorer), the Telus Trophy (offensive player of the year), the Michel-Briere Trophy as the League's Most Valuable Player and was named the Canadian Major Junior Player of the Year. He was also named a First-Team QMJHL All-Star and a First Team Canadian Major Junior All-Star… Led the QMJHL in assists and shorthanded goals (10) in 2005-06, finished second in goals and tied for second with a +53 rating… Posted the second-longest point-scoring streak (45g-75a-120pts in 50gp) in league history from Oct. 26, 2005-March 17, 2006… Led the CHL in scoring in the 2006 playoffs (21g-34a-55pts in 23gp)… Won the 2006 Memorial Cup with Quebec and was awarded the Stafford Smythe Memorial Trophy as the tournament's Most Valuable Player. Was also selected to the tournament's all-star team… Earned a silver medal with Russia at the 2006 World Junior Championships… Finished third on the Quebec Remparts (QMJHL) in goals (32), assists (43) and points (75) in his first North American season (2004-05) and was named to the 2004-05 QMJHL All-Rookie Team… Also led Quebec in playoff goals (6) and tied for the team lead in playoff points (6g-5a-11pts) in 2005… Tied for first among QMJHL rookies in 2004-05 in goals and also ranked among rookie leaders in: assists (third), points (third) and power-play goals (tied for second with 10)… Won a silver medal with Russia at the 2005 World Junior Championships… Won a gold medal with Russia at the 2004 U-18 World Championships, ranking third on his team with seven points (2g-5a)… Coached by and lived with Hockey Hall-of-Famer Patrick Roy while playing for the QMJHL's Quebec Remparts

			Regular Season					Playoffs				
Season	**Club**	**League**	**GP**	**G**	**A**	**PTS**	**PIM**	**GP**	**G**	**A**	**PTS**	**PIM**
2003-04	Dynamo Moscow 2	Russia-3	STATISTICS NOT AVAILABLE									
	Dynamo Moscow	Russia	1	0	0	0	2	--	--	--	--	--
	THK Tver	Russia-2	42	15	16	31	102	--	--	--	--	--
2004-05	Quebec	QMJHL	65	32	43	75	64	13	6	5	11	15
2005-06	Quebec	QMJHL	62	61	91	152	101	23	21	34	55	30
2006-07	Milwaukee	AHL	11	6	12	18	26	--	--	--	--	--
	Nashville	**NHL**	**64**	**18**	**19**	**37**	**26**	**4**	**3**	**1**	**4**	**19**
2007-08	**Nashville**	**NHL**	**81**	**26**	**32**	**58**	**44**	**6**	**2**	**2**	**4**	**6**
2008-09	Salavat Yulaev Ufa	KHL	52	22	26	48	92	4	0	2	2	4
	NHL/PREDATORS TOTALS		**145**	**44**	**51**	**95**	**70**	**10**	**5**	**3**	**8**	**25**

CENTER

BEN RYAN (BEHN RIGH-uhn)

Shoots right. • 5-11, 190 lbs. • Born, Detroit, Mich., October 16, 1988.
(Nashville's fifth choice, 114th overall (fourth round), in 2007 Entry Draft).

CAREER NOTES: Expected to play his junior season at the University of Notre Dame (CCHA) in 2009-10… Tied for the team lead in game-winning goals (5) on the Fighting Irish in 2008-09, helping them sweep both the CCHA regular season and tournament titles… Named to the 2009 CCHA All-Tournament Team after registering back-to-back game winners in the semifinals and finals… Finished the 2008-09 campaign with 12 points (5g-7a) in the Irish's final 11 games of the season… Helped Notre Dame reach the 2008 NCAA National Championship game… Ranked fourth on the Irish in points (26) and assists (16) while appearing in all 47 games the team played during his freshman campaign in 2007-08… Also ranked ninth in the CCHA in freshman scoring in 2007-08… Named CCHA Rookie of the Week after recording four points (2g-2a) in two wins Jan. 25-26, 2008… Participated in the U.S. World Junior team's evaluation camp in Aug. 2007… Finished third on Des Moines (USHL) in scoring (22g-42a-64pts) in 2006-07… Participated in the USHL Prospects All-Star Game and earned Player of the Game recognition for the Western Division.

			Regular Season					Playoffs				
Season	Club	League	GP	G	A	PTS	PIM	GP	G	A	PTS	PIM
2005-06	Des Moines	USHL	60	14	23	37	38	11	4	1	5	4
2006-07	Des Moines	USHL	59	22	42	64	66	8	3	5	8	8
2007-08	U. of Notre Dame	CCHA	47	10	16	26	22	--	--	--	--	--
2008-09	U. of Notre Dame	CCHA	39	12	15	27	30	--	--	--	--	--



CENTER

MARK SANTORELLI (MAHRK SAN-tohr-ehl-ee)

Shoots right. • 6-1, 189 lbs. • Born, Burnaby, B.C., August 6, 1988.
(Nashville's sixth choice, 119th overall (fourth round), in 2007 Entry Draft).

CAREER NOTES: Split his first professional season between Milwaukee (AHL) and Cincinnati (ECHL) in 2008-09… Appeared in all 15 of the Cyclones 2009 Kelly Cup playoff games, and tied for third on the club in assists (6)… Captured the Bob Clarke Trophy in 2007-08 as the top scorer in the WHL with 101 points (27g-74a) in 72 games… Led the league in assists and power-play assists (45)… Named a 2008 WHL Western Conference Second-Team All-Star… Ranked second on Chilliwack in goals in 2007-08… Led the 2008 Bruins in playoff scoring (1g-4a)… Named the Boston Pizza WHL Player of the Week on Dec. 2, 2007 after picking up nine points (7g-2a) in three games… Notched three or more assists in a game on seven occasions in 2007-08… Tallied five assists in a 7-2 Bruin victory on Oct. 27, 2007… Led Chilliwack in scoring in 2006-07 and tied for eighth in the WHL with 82 points (29g-53a)… Tied for sixth in the WHL in assists in 2006-07… Helped the Junior-A Burnaby Express capture the RBC Royal Bank Cup title in 2005-06… The younger brother of Nashville prospect Mike Santorelli.

			Regular Season					Playoffs				
Season	Club	League	GP	G	A	PTS	PIM	GP	G	A	PTS	PIM
2003-04	Abbotsford	PJHL	40	12	19	31	33	--	--	--	--	--
	Chilliwack	BCHL	1	0	1	1	0	--	--	--	--	--
2004-05	Salmon Arm	BCHL	59	9	16	25	10	11	2	3	5	6
2005-06	Salmon Arm	BCHL	20	2	10	12	11	--	--	--	--	--
	Burnaby	BCHL	39	15	28	43	16	20	2	14	16	14
2006-07	Chilliwack	WHL	72	29	53	82	46	5	2	3	5	2
2007-08	Chilliwack	WHL	72	27	74	101	40	4	1	4	5	4
	Milwaukee	AHL	1	0	0	0	0	2	0	0	0	0
2008-09	Milwaukee	AHL	53	1	6	7	8	--	--	--	--	--
	Cincinnati	ECHL	6	1	2	3	0	15	1	6	7	0

Professional | European Pro/Amateur | Amateur



CENTER

MIKE SANTORELLI (MIGHK SAN-tohr-ehl-ee)

Shoots right. • 6-0, 189 lbs. • Born, Vancouver, B.C., December 14, 1985.
(Nashville's sixth choice, 178th overall (sixth round), in 2004 Entry Draft).

CAREER NOTES: Recalled to Nashville twice in 2008-09 (Jan. 8 and March 30)... Made his NHL debut on Jan. 8, 2009 in a 5-3 win over Pittsburgh... Led Milwaukee (AHL) in points (70) and goals (27) in addition to ranking second on the club in assists (43) in 2008-09... Also paced the 2008-09 Admirals in power-play goals (12) and assists (21), and ranked second in game-winning markers (5)... Registered his first professional hat trick as part of his second four-point outing of the season (3g-1a) on March 29, 2009 vs. Chicago... Played for the Canadian Team at the 2009 AHL All-Star Classic on Jan. 26, 2009... Became just the third player in AHL history to go 4-for-4 in the accuracy shooting event at the 2009 AHL All-Star Skills Competition on Jan. 25, 2009... Named CCM/AHL Player of the Month for December 2008 after amassing 23 points (8g-15a) in 14 games, leading the Admirals to a 12-2-0 mark... Tied for the club lead in both shootout goals (4) and attempts (11), and led the Ads in shootout-deciding markers (2)... Tied for the third-longest point streak by an AHLer in 2008-09, registering a point in 14 consecutive games (9g-17a) from Nov. 16-Dec. 19... Led the Admirals in 2009 Calder Cup Playoff scoring (11) and goals (6)... Registered a hat trick and four points (3g-1a) in Game Four of Milwaukee's West Division Semifinal series sweep of Rockford on April 21, 2009... Tied for 10th among AHL rookies in goals (21) with Milwaukee in 2007-08... Tied for third on the 2007-08 Admirals in power-play goals (8) and ranked second in shots (204)... Appeared in all six of the Admirals 2008 Calder Cup playoff games... Completed his junior season at Northern Michigan (CCHA) in 2006-07, earning a spot on the 2006-07 RBK Hockey All-American West Team (Second Team) and the All-CCHA First Team... Also honored at Northern Michigan with the 2006-07 Gary Emmons Most Valuable Player Award, the Bill Joyce Best Forward Award and the Steve Bozek Plus-Minus Award... Led the CCHA in goals (30) and power-play goals (11), and also led the Wildcats in points (30g-17a-47pts) and plus-minus rating (+6) in 2006-07... Tied for second on Northern Michigan in goals (15) and ranked third in scoring (15g-18a-33pts) in 2005-06... Named to the 2004-05 CCHA All-Rookie Team after finishing second on Northern Michigan in goals (16) and third in points (16g-14a-30pts)... Also led CCHA freshmen in conference goals (14) in 2004-05... Led the BCHL's Vernon Vipers in scoring (43g-53a-96pts) in 2003-04... Named the Vipers' Most Valuable Player by team management and played in the 2004 BCHL All-Star Game... Played for the Langley Hornets (BCHL) in 2002-03... The older brother of Nashville prospect Mark Santorelli.

			Regular Season					Playoffs				
Season	**Club**	**League**	**GP**	**G**	**A**	**PTS**	**PIM**	**GP**	**G**	**A**	**PTS**	**PIM**
2003-04	Vernon	BCHL	60	43	53	96	26	5	0	2	2	0
2004-05	Northern Michigan	CCHA	40	16	14	30	22	--	--	--	--	--
2005-06	Northern Michigan	CCHA	40	15	18	33	24	--	--	--	--	--
2006-07	Northern Michigan	CCHA	41	30	17	47	28	--	--	--	--	--
2007-08	Milwaukee	AHL	80	21	21	42	60	6	0	0	0	2
2008-09	Milwaukee	AHL	70	27	43	70	36	11	6	5	11	6
	Nashville	**NHL**	**7**	**0**	**0**	**0**	**2**	**--**	**--**	**--**	**--**	**--**
	NHL TOTALS		**7**	**0**	**0**	**0**	**2**	**--**	**--**	**--**	**--**	**--**

CENTER

GRIGORY SHAFIGULIN (GRIHG-ohr-ee SHAHF-ih-goo-lihn)

Shoots left. • 6-2, 185 lbs. • Born, Chelyabinsk, Russia, January 13, 1985.
(Nashville's eighth choice, 98th overall (third round), in 2003 Entry Draft).

CAREER NOTES: Split the 2008-09 season between Vityaz Chekhov and Ak Bars Kazan of the Kontinental Hockey League... Ranked second on the club in penalty minutes (112) with Ak Bars Kazan (Russia) in 2007-08... Tied for the team lead in games played (54) and playoff goals (3) with Yaroslavl (Russia) in 2006-07... Played parts of six seasons for Yaroslavl and Yaroslavl's junior team from 2001-07... Won a silver medal with Russia at the 2005 World Junior Championships... Played for Russia in the 2004 World Junior Championships... Played for Russia at the 2003 World U-18 Championships... After opening the 2002-03 season with Yaroslavl-2, became a regular contributor in the playoffs for Russian Super League champion Lokomotiv Yaroslavl.

			Regular Season					Playoffs				
Season	**Club**	**League**	**GP**	**G**	**A**	**PTS**	**PIM**	**GP**	**G**	**A**	**PTS**	**PIM**
2003-04	Yaroslavl 2	Russia-3	11	3	8	11	22	--	--	--	--	--
	Yaroslavl	Russia	29	3	0	3	4	2	0	0	0	0
2004-05	Yaroslavl	Russia	46	5	6	11	49	9	0	0	0	10
	Yaroslavl 2	Russia-3	1	0	2	2	0	--	--	--	--	--
2005-06	Yaroslavl	Russia	32	3	6	9	20	3	0	0	0	6
	Yaroslavl 2	Russia-3	7	1	3	4	18	--	--	--	--	--
2006-07	Yaroslavl	Russia	54	5	16	21	46	7	3	0	3	14
2007-08	Ak Bars Kazan	Russia	39	5	5	10	112	8	1	0	1	4
2008-09	Ak Bars Kazan	KHL	28	4	5	9	18	--	--	--	--	--
	Chekhov Vityaz	KHL	14	3	5	8	6	--	--	--	--	--



GOALTENDER

RUSTAM SIDIKOV (ROOS-tuhm SIH-dih-kawf)

Catches left. • 6-1, 158 lbs. • Born, Moscow, Russia, July 5, 1985.
(Nashville's tenth choice, 133rd overall (fourth round), in 2003 Entry Draft).

CAREER NOTES: Played for Russia at the 2003 U-18 World Championships, earning a bronze medal while posting a 5-1-0 record, 2.10 goals-against average and .917 save percentage.

			Regular Season								Playoffs						
Season	Club	League	GP	W	L	O/T	Mins.	GA	SO	Avg.	GP	W	L	Mins.	GA	SO	Avg
2000-01	CSKA Moscow Jr.	Russia-Jr.	23	--	--	--	1204	50	--	2.50	--	--	--	103	4	0	2.33
2001-02	CSKA Moscow 2	Russia-3	1	--	--	--	60	5	0	5.00	--	--	--	--	--	--	--
2002-03	CSKA Moscow-18	Russia Jr.	15	--	--	--	764	33	0	2.59	7	--	--	409	14	0	2.05
	CSKA Moscow 2	Russia-3	2	--	--	--	120	2	0	1.00	--	--	--	--	--	--	--
2003-04	CSKA Moscow 2	Russia-3	STATISTICS NOT AVAILABLE								--	--	--	--	--	--	--
2004-05	CSKA Moscow 2	Russia-3	STATISTICS NOT AVAILABLE								--	--	--	--	--	--	--
2007-08	Tartu	Estonia	3	--	--	--	--	--	--	3.01	--	--	--	--	--	--	--

GOALTENDER

JEREMY SMITH (JAIR-eh-mee SMIHTH)

Catches left. • 6-0, 171 lbs. • Born, Dearborn, Mich., April 13, 1989.
(Nashville's second choice, 54th overall (second round), in 2007 Entry Draft).

CAREER NOTES: Split the 2008-09 season between Plymouth and Niagara (OHL)… Recorded a shutout in his first game after being traded to Niagara on Jan. 8, 2009 – a 33-save whitewash against Barrie… Ranked seventh in the 2009 OHL Playoffs in save percentage (.915) and tied for sixth in wins (5)… Posted one of just six shutouts in the 2009 postseason on April 5 vs Belleville… Ranked second in the OHL in save percentage (.921) and tied for fifth in shutouts (3) in addition to finishing in the OHL's Top 10 in wins (23) and goals-against average (2.86) in 2007-08… Also ranked first among OHL goaltenders in shootout save percentage (.760), stopping 19 of the 25 shots he faced… Appeared in all four of the Whalers' 2008 playoff games… Represented the Western Conference in the 2008 OHL All-Star Classic… Recorded shutouts in back-to-back starts Nov. 1-9, 2007, stopping all 65 shots he faced… Represented the U.S. at the 2008 World Junior Championships, appearing in six games and posting a 2.40 goals-against average… A member of the 2007 OHL Champion Plymouth Whalers… Played in the 2007 Memorial Cup tournament… Ranked second in the OHL and second among rookie netminders in 2006-07 with a .923 save percentage… Shared the OHL's Dave Pinkney Trophy for the best team goals-against average in 2006-07 and was named to the OHL's All-Academic Team… Recorded one loss in his last 18 games of the 2006-07 season… Notched the win at the 2007 CHL Top Prospects Game, stopping 14 of 15 shots… Named USA Hockey's 2007 Dave Peterson Goalie of the Year… Won a silver medal with Team USA at the 2006 U-18 Junior World Cup, posting a .928 save percentage and a 2.47 GAA.

			Regular Season								Playoffs						
Season	Club	League	GP	W	L	O/T	Mins.	GA	SO	Avg.	GP	W	L	Mins.	GA	SO	Avg
2005-06	Plymouth	OHL	5	0	2	0	111	11	0	5.95	--	--	--	--	--	--	--
2006-07	Plymouth	OHL	34	23	6	1	1901	82	4	2.59	3	2	0	149	8	0	3.22
2007-08	Plymouth	OHL	40	23	13	4	2431	116	3	2.86	4	0	4	224	29	0	7.77
2008-09	Niagara	OHL	26	12	9	3	1488	79	1	3.19	12	5	7	724	45	0	3.73
	Plymouth	OHL	17	3	9	2	901	72	0	4.79	--	--	--	--	--	--	--

Amateur
European Pro/Amateur
Professional

LEFT WING

NIKO SNELLMAN (NEE-koh SNEHL-mahn)

Shoots left. • 6-3, 208 lbs. • Born, Tampere, Finland, March 12, 1988.
(Nashville's second choice, 105th overall (fourth round), in 2006 Entry Draft).

CAREER NOTES: Ranked second in the Finnish junior league and led Ilves Jr. in penalty minutes (137) in 2007-08… Represented Finland (U-17) at the 2006 Viking Cup and posted 32 penalty minutes in four games.

			Regular Season					Playoffs				
Season	Club	League	GP	G	A	PTS	PIM	GP	G	A	PTS	PIM
2006-07	Regina	WHL	32	5	5	10	65	--	--	--	--	--
2007-08	Ilves Jr.	Finland-Jr.	31	5	11	16	137	1	0	0	0	0
	Ilves	Finland	--	--	--	--	--	1	0	1	1	0
2008-09	LeKi	Finland-2	11	1	0	1	27	2	0	0	0	4
	Ilves Jr.	Finland-Jr.	5	0	0	0	8	--	--	--	--	--

CENTER

SERGEI SOIN (SAIR-gay SOY-ihn)

Shoots left. • 6-0, 185 lbs. • Born, Moscow, Russia, March 31, 1982.
(Acquired from Colorado for Tomas Slovak on June 21, 2003).

CAREER NOTES: Played his fourth consecutive season with Severstal Cherepovets (KHL) in 2008-09… Led Severstal in assists (19) and tied for third on the club in points (26) in 2008-09… Won a gold medal with Russia at the 2002 World Junior (U-20) Championships… Originally Colorado's third choice, 50th overall (second round), in the 2000 NHL Entry Draft.

			Regular Season					Playoffs				
Season	Club	League	GP	G	A	PTS	PIM	GP	G	A	PTS	PIM
2002-03	Krylja Sovetov	Russia	49	8	6	14	40	--	--	--	--	--
2003-04	CSKA Moscow	Russia	49	1	6	7	32	--	--	--	--	--
2004-05	CSKA Moscow	Russia	19	3	3	6	10	--	--	--	--	--
2005-06	Cherepovets	Russia	48	5	12	17	36	4	1	1	2	0
2006-07	Cherepovets	Russia	52	12	12	24	78	5	2	1	3	0
2007-08	Cherepovets	Russia	52	9	11	20	22	7	1	1	2	4
2008-09	Cherepovets	KHL	51	7	19	26	38	--	--	--	--	--

CENTER

NICK SPALING (NIHK SPAW-lihng)

Shoots left. • 6-1, 190 lbs • Born, Palmerston, Ont., September 19, 1988.
(Nashville's third choice, 58th overall (second round), in 2007 Entry Draft).

CAREER NOTES: Tied for fourth on Milwaukee (AHL) in points (35) and tied for fifth on the Admirals in assists (23) in 2008-09, his first professional season… Ranked second on the club in games played (79)… Tied for the team lead in shootout goals (4) and shootout attempts (11) in 2008-09… Suited up for all 11 of Milwaukee's 2009 Calder Cup playoff games… Helped the Kitchener Rangers win the 2008 OHL Championship and reach the Memorial Cup Finals… Tied for second in assists (6) and tied for third in points (8) at the 2008 Memorial Cup… Posted a five-point game (1g-4a) in the Rangers 9-0 victory over Belleville in the Memorial Cup semifinals… Ranked third in 2008 OHL playoffs in goals (14) and fifth in points (30)… Tied for the 2008 OHL playoff lead in power-play goals (8)… Scored the game-winning goal in Game Seven of the 2008 OHL Finals series vs. Belleville… Ranked second on Kitchener in goals (38) and third in points (72) in 2007-08 despite missing six weeks with mononucleosis… Also ranked second in the league and led the Rangers in power-play goals (25) in 2007-08… Scored a goal for the Eastern Conference at the 2008 OHL All-Star Classic… Named Boston Pizza OHL Player of the Week on October 21, 2007 after recording eight points (6g-2a) in three games the previous week… Recorded multi-point outings in seven of 11 games in October 2007, including three four-point games (14g-10a)… Ranked third on the 2006-07 Kitchener Rangers with 59 points (23g-36a)… Competed in the 2007 CHL Top Prospects Game.

			Regular Season					Playoffs				
Season	Club	League	GP	G	A	PTS	PIM	GP	G	A	PTS	PIM
2005-06	Kitchener	OHL	62	10	15	25	22	5	0	3	3	0
2006-07	Kitchener	OHL	61	23	36	59	41	9	2	3	5	4
2007-08	Kitchener	OHL	56	38	34	72	18	20	14	16	30	9
2008-09	Milwaukee	AHL	79	12	23	35	28	11	0	3	3	8

LEFT WING

TYLER STEFISHEN (TAY-luhr STEH-fih-shehn)

Shoots right. • 5-11, 191 lbs. • Born, North Vancouver, B.C., August 15, 1990.
(Nashville's fourth choice, 136th overall (fifth round), in 2008 Entry Draft).

CAREER NOTES: Expected to play his sophomore season at Ohio State University (CCHA) in 2009-10... Dressed in 15 of OSU's 42 games in 2008-09, missing the majority of his freshman campaign due to injury and illness... Registered five (2g-3a) of his eight points in a three-game span from Jan. 31-Feb. 8, 2009... Led the 2007-08 Langley Chiefs and ranked third in the BCHL in points with 81 (33g-48a) in 57 games... Also tied for seventh in the league in goals and tied for eighth in assists in 2007-08... Helped Langley reach the 2008 Coastal Conference Finals with a team-high 16 playoff points (6g-10a)... Played in the 2008 BCHL All-Star Game... His older brother Adam, plays for the Edinburgh Capitals of the English Elite League.

			Regular Season					Playoffs				
Season	Club	League	GP	G	A	PTS	PIM	GP	G	A	PTS	PIM
2006-07	Langley	BCHL	59	25	31	56	73	7	5	1	6	8
2007-08	Langley	BCHL	57	33	48	81	71	12	6	10	16	19
2008-09	Ohio State University	CCHA	15	3	5	8	2	--	--	--	--	--

LEFT WING

RYAN THANG (RIGH-uhn THAYNG)

Shoots right. • 5-11, 189 lbs. • Born, Chicago, Ill., May 11, 1987.
(Nashville's fourth choice, 81st overall (third round), in 2007 Entry Draft).

CAREER NOTES: Expected to play his senior season at University of Notre Dame (CCHA) in 2009-10... An alternate captain for the Irish in 2008-09, helping them sweep the CCHA regular season and tournament titles... Named to the 2008 Preseason All-CCHA Second Team... Helped Notre Dame become the lowest-seeded team in tournament history to reach the NCAA National Championship Game in 2008... Led Notre Dame in goals (18), game-winning goals (5) and ranked second on the club in points (32) for the second consecutive season in 2007-08... Was also tops on the Fighting Irish in power-play tallies (7), shots (143) and third on the club in penalty minutes (48) in 2007-08... Tied for fourth in the CCHA in game-winning goals and seventh in the league in shorthanded goals (2)... Helped Notre Dame capture a 2007 conference championship... Led the Irish with 20 goals and finished second on the club with 41 points (20g-21a) in 2006-07... Joined Notre Dame after two USHL seasons split between the Sioux Falls Stampede and the Omaha Lancers... Captained the 2003 U.S. U-17 team that won a gold medal at the Five Nations Tournament in Slovakia... Graduated from Edina High School in Edina, Minn... Edina High School team MVP and an All-State selection in 2002-03.

			Regular Season					Playoffs				
Season	Club	League	GP	G	A	PTS	PIM	GP	G	A	PTS	PIM
2004-05	Sioux Falls	USHL	58	9	22	31	45	--	--	--	--	--
2005-06	Sioux Falls	USHL	32	8	14	22	52	--	--	--	--	--
	Omaha	USHL	25	15	15	30	26	5	2	1	3	2
2006-07	U. of Notre Dame	CCHA	42	20	21	41	22	--	--	--	--	--
2007-08	U. of Notre Dame	CCHA	47	18	14	32	48	--	--	--	--	--
2008-09	U. of Notre Dame	CCHA	33	10	9	19	36	--	--	--	--	--

Amateur
European Pro/Amateur
Professional



RIGHT WING

ANDREAS THURESSON (an-DRAY-uhs THUHR-eh-suhn)

Shoots right. • 6-1, 204 lbs. • Born, Kristianstad, Sweden, November 18, 1987. (Nashville's seventh choice, 144th overall (fifth round), in 2007 Entry Draft).

CAREER NOTES: Ranked fifth on Milwaukee in goals (14) in 2008-09... Finished third on the 2008-09 Admirals in both shootout goals (3) and attempts (7)... Tied for fourth on the team in playoff goals (3), appearing in all 11 2009 Calder Cup playoff games... The youngest player in the American Hockey League in 2007-08... Played 77 games for Milwaukee (AHL) in his first North American professional season in 2007-08... Registered more than half his season points total by tallying a point in eight of 10 games (5g-5a) from Jan. 16-Feb. 6, 2008... Appeared in all six of the Admirals 2008 Calder Cup playoff contests... Played his first full season in Sweden's Elite League in 2006-07 with Malmo... Represented Sweden at the 2007 World Junior Championships in Sweden.

			Regular Season					Playoffs				
Season	Club	League	GP	G	A	PTS	PIM	GP	G	A	PTS	PIM
2003-04	Malmo U18	Sweden-U18	3	0	0	0	4	--	--	--	--	--
	Tyringe	Sweden-3	12	0	1	1	0	--	--	--	--	--
	Malmo Jr.	Sweden-Jr.	19	2	2	4	16	8	0	0	0	6
2004-05	Malmo U18	Sweden-U18	3	1	1	2	4	--	--	--	--	--
	Malmo Jr.	Sweden-Jr.	30	4	4	8	28	3	2	1	3	2
2005-06	Malmo U18	Sweden-U18	2	1	0	1	4	--	--	--	--	--
	Malmo Jr.	Sweden-Jr.	38	15	18	33	71	--	--	--	--	--
	Malmo	Sweden-2	20	0	2	2	10	--	--	--	--	--
2006-07	Malmo	Sweden	48	10	5	15	26	10	2	2	4	2
2007-08	Milwaukee	AHL	77	11	7	18	37	6	0	0	0	4
2008-09	Milwaukee	AHL	74	14	15	29	32	11	3	1	4	4



CENTER

COLIN WILSON (KAH-lihn WIHL-suhn)

Shoots left. • 6-1, 215 lbs. • Born, Greenwich, Conn., October 20, 1989. (Nashville's first choice, seventh overall (first round), in 2008 Entry Draft).

CAREER NOTES: The 2009 USA Hockey College Player of the Year... Named one of three Hobey Baker "Hat Trick" Finalists in 2008-09 after finishing second in the nation and first on Boston University in both points (55) and assists (38)... Helped BU win the 2009 NCAA National Championship... Named to the 2009 Frozen Four All-Tournament team after posting five points (2g-3a) in four NCAA Tournament games... *Inside College Hockey's* 2008-09 Player of the Year... A 2009 First-Team East All-America selection... 2009 Hockey East Scoring Champion and named First-Team All-Hockey East... An alternate captain for Team USA at the 2009 World Junior Championships... Named the United States' Most Outstanding Player at the 2009 World Juniors... Ranked third on Team USA, and tied for eighth overall, with nine points (3g-6a) in six games... The lone college player on Team USA at the 2009 World Championships in Switzerland... Became the fifth player in Boston University history to be named Hockey East Rookie of the Year in 2007-08 after posting 35 points (13g-22a) in 37 games... Ranked second in scoring among Hockey East rookies and third in scoring on the Terriers... Tied for the goal-scoring lead at 2008 World Junior Championships and ranked second on Team USA in points with seven (6g-1a) in six contests... Played in both the 2006 and 2007 Under-18 World Championships, winning a gold medal in 2006 and tying for the tournament scoring lead (5g-7a) while leading Team USA to a silver medal in 2007... Led the U.S. Under-18 National Team Development Program in assists (45) in 2006-07... His dad, Carey, played 12 seasons in the NHL for Calgary, Hartford and N.Y. Rangers and is now a doctor... His grandfather, Gerry, had a brief stint in the NHL with the Montreal Canadiens and later was the Winnipeg Jets team doctor.

			Regular Season					Playoffs				
Season	Club	League	GP	G	A	PTS	PIM	GP	G	A	PTS	PIM
2005-06	USNTDP	U-17	15	9	7	16	2	--	--	--	--	--
	USNTDP	U-18	16	2	4	6	8	--	--	--	--	--
	USNTDP	NAHL	34	10	11	21	10	2	0	0	0	2
2006-07	USNTDP	U-18	58	32	45	77	53	--	--	--	--	--
2007-08	Boston University	H-East	37	12	23	35	22	--	--	--	--	--
2008-09	Boston University	H-East	43	17	38	55	52	--	--	--	--	--

LEFT WING

KELSEY WILSON (KEHL-see WIHL-suhn)

Shoots left. • 6-1, 214 lbs. • Born, Sault Ste. Marie, Ont., January 22, 1986.
(Signed as a free agent on October 6, 2006).

CAREER NOTES: Excpected to play the 2009-10 season with EC Salzburg (Austria)... Led the 2008-09 Milwaukee Admirals (AHL) in penalty minutes (160)... The only Admiral to appear in all 80 of the club's 2008-09 contests... Ranked fourth on the team in goals (15) and plus/minus rating (+10) in 2008-09... Ranked second on the Admirals in shooting percentage (14.6%)... One of just four AHLers to post at least 30 points and 150 penalty minutes in 2008-09... Led Milwaukee in 2009 playoff penalty minutes (20)... Led Milwaukee in penalty minutes (179) in 2007-08... Scored a goal while appearing in all six of the Admirals 2008 Calder Cup playoff games... Led all AHL rookies and Milwaukee in penalty minutes (215) in 2006-07... Led the Guelph Storm (OHL) in penalty minutes (196), ranked second in goals (38) and third in points (38g-31-69pts) in 2005-06... Netted a team-high 12 goals in the 2006 post-season for Guelph... Split the 2004-05 OHL season between Sarnia and Guelph.

			Regular Season					Playoffs				
Season	**Club**	**League**	**GP**	**G**	**A**	**PTS**	**PIM**	**GP**	**G**	**A**	**PTS**	**PIM**
2003-04	Sarnia	OHL	62	5	11	16	106	5	0	0	0	4
2004-05	Sarnia	OHL	37	0	3	3	118	--	--	--	--	--
	Guelph	OHL	23	7	4	11	78	4	0	0	0	9
2005-06	Guelph	OHL	67	38	31	69	196	15	12	6	18	33
2006-07	Milwaukee	AHL	74	9	10	19	215	4	0	0	0	6
2007-08	Milwaukee	AHL	66	8	11	19	179	6	1	0	1	22
2008-09	Milwaukee	AHL	80	15	17	32	160	10	1	2	3	20

DEFENSE

NOLAN YONKMAN (NOH-luhn YAWNK-man)

Shoots right. • 6-6, 245 lbs. • Born, Punnichy, Sask., April 1, 1981.
(Signed as a free agent on July 17, 2006).

CAREER NOTES: Served as Milwaukee's captain for the 2008-09 season, posting 10 points (3g-7a) and 80 penalty minutes in 61 games... Ranked second on the Admirals in penalty minutes (15) during the 2009 Calder Cup Playoffs... Served as an alternate captain for Milwaukee (AHL) in 2007-08, ranking third on the club in penalty minutes (103)... Appeared in a professional career-high 77 games with Milwaukee (AHL) in 2006-07 and ranked third on the club with 113 penalty minutes... After missing a majority of the three previous seasons due to injury, spent most of 2005-06 with Washington and played a career-high 38 NHL games... Finished third on the 2005-06 Caps with 86 penalty minutes... Missed the majority of 2003-04 and 2004-05 with a knee injury... Limited to 24 games in 2002-03 due to injury... Played his first pro season in 2001-02 and made his NHL debut with Washington on Jan. 14, 2002 vs. Boston... Recalled from Portland (AHL) by Washington for the final nine games of the 2001-02 season and scored his first NHL goal on April 6, 2002 at the New York Islanders... Ranked fifth on the 2001-02 Portland Pirates in penalty minutes (116)... Finished third on the 2000-01 Brandon Wheat Kings (WHL) in penalty minutes (113)... Traded from Kelowna to Brandon on Oct. 12, 2000... Ranked third on the 1999-00 Kelowna Rockets (WHL) in penalty minutes (153)... Originally Washington's fifth choice, 37th overall (second round), in the 1999 Entry Draft.

			Regular Season					Playoffs				
Season	**Club**	**League**	**GP**	**G**	**A**	**PTS**	**PIM**	**GP**	**G**	**A**	**PTS**	**PIM**
1996-97	Kelowna	WHL	4	0	0	0	0	--	--	--	--	--
1997-98	Kelowna	WHL	65	0	2	2	36	7	0	0	0	2
1998-99	Kelowna	WHL	61	1	6	7	129	6	0	0	0	6
1999-00	Kelowna	WHL	71	5	7	12	153	5	0	0	0	8
2000-01	Brandon	WHL	51	6	10	16	94	6	0	1	1	12
	Kelowna	WHL	7	0	1	1	19	--	--	--	--	--
2001-02	Portland	AHL	59	4	3	7	116	--	--	--	--	--
	Washington	**NHL**	**11**	**1**	**0**	**1**	**4**	**--**	**--**	**--**	**--**	**--**
2002-03	Portland	AHL	24	1	4	5	40	3	0	1	1	2
2003-04	**Washington**	**NHL**	**1**	**0**	**0**	**0**	**0**	**--**	**--**	**--**	**--**	**--**
	Portland	AHL	4	0	0	0	11	--	--	--	--	--
2004-05	Portland	AHL	32	0	3	3	68	--	--	--	--	--
2005-06	Hershey	AHL	6	0	0	0	15	--	--	--	--	--
	Washington	**NHL**	**38**	**0**	**7**	**7**	**86**	**--**	**--**	**--**	**--**	**--**
2006-07	Milwaukee	AHL	77	3	10	13	113	4	0	0	0	2
2007-08	Milwaukee	AHL	69	0	7	7	103	6	0	1	1	18
2008-09	Milwaukee	AHL	61	3	7	10	80	11	0	0	0	15
	NHL TOTALS		**50**	**1**	**7**	**8**	**90**	**--**	**--**	**--**	**--**	**--**

2009 NHL ENTRY DRAFT

JUNE 26-27, 2009 IN MONTREAL, QUEBEC

RD	OVR	NAME	POS	CLUB
1	11	Ryan Ellis	D	Windsor (OHL)
2	41	Zach Budish	RW	Edina High School (Minn.)
2	42	Charles-Olivier Roussel	D	Shawinigan (QMJHL)
3	70	Taylor Beck	LW	Guelph (OHL)
3	72	Michael Latta	C	Guelph (OHL)
4	98	Craig Smith	C	Waterloo (USHL)
4	102	Mattias Ekholm	D	Mora Jr. (Sweden-Jr.)
4	110	Nick Oliver	C	Roseau High School (Minn.)
5	132	Gabriel Bourque	LW	Baie-Comeau (QMJHL)
7	192	Cameron Reid	C	Westside (BCHL)

DEFENSE

RYANELLIS (RIGH-uhn EHL-ihs)

Shoots right. • 5-9, 180 lbs. • Born, Hamilton, Ont., January 3, 1991.
(Nashville's first choice, 11th overall (first round), in the 2009 Entry Draft).

CAREER NOTES: Helped Windsor (OHL) win the 2009 Memorial Cup and Ontario Hockey League title… Named to the 2009 Memorial Cup All-Star Team… Led all defensemen and ranked fourth overall in OHL playoff scoring (31), and led all skaters in assists (23)… Won the 2009 Max Kaminsky Trophy as the OHL's most outstanding defenseman… Voted the 2009 OHL Western Conference's Smartest Player, Best Offensive Defenseman and player with the hardest shot in the annual coaches' poll… Led all OHL defensemen in points (89), goals (22) and assists (67) in 2008-09… Also ranked seventh among all OHL skaters in points, led the league in assists, and ranked second in plus/minus rating (+52)… Participated in the 2009 OHL All-Star Classic and the 2008 ADT Canada/Russia Challenge… Posted an assist and a game-best +3 rating at the 2009 CHL Top Prospects Game… Named OHL Defenseman of the Month in October 2008, February 2009 and March 2009… Won a gold medal with Canada at the 2009 World Junior Championships, posting seven points (1g-6a) in six games… Was the youngest defenseman to play for Canada since Jay Boumeester in 2001, and was one of just three draft-eligible players on the 2009 team… Participated in Canada's National Junior Team Development Camp in August 2009… Was ranked 15th among North American Skaters in Central Scouting's final rankings for the 2009 Entry Draft… Named to the 2008 OHL All-Rookie Team after tying for third among OHL blueliners, and ranking fourth among all rookies in points (15g-48a-63pts) in 2007-08… Also ranked second among first-year players in assists… 2008 Bobby Smith Award winner as the OHL's scholastic player of the year… Won gold medals with Canada at both the 2008 Under-18 World Championships and the 2008 Ivan Hlinka Memorial Tournament… Was a tournament all-star and claimed gold at the 2008 World Under-17 Hockey Challenge with Team Ontario.

			Regular Season					Playoffs				
Season	Club	League	GP	G	A	PTS	PIM	GP	G	A	PTS	PIM
2007-08	Windsor	OHL	63	15	48	63	51	5	2	3	5	2
2008-09	Windsor	OHL	57	22	67	89	57	20	8	23	31	20

SCOUTING REPORT: A smart, heady defenseman… Excellent puck movement… A high-end offensive player with a great shot that he gets on net… Small, but not afraid of being physical and playing the body… Never panics under intense pressure and makes good, smart decisions with the puck… Always around the puck, especially in the offensive zone… A gifted power-play quarterback.

QUOTEBOOK: "Ryan Ellis is an absolute dynamic talent from the back end. His passing, his shooting and his overall sense for the game are tremendous. He has a competitive flair to his play, and his ability to get involved in both the power play and the overall offensive attack make him a special player." - Predators Chief Amateur Scout Jeff Kealty



RIGHT WING

ZACHBUDISH (ZAK BOO-dihsh)

Shoots right. • 6-3, 223 lbs. • Born, Edina, Minn., May 9, 1991.
(Nashville's second choice, 41st overall (second round), in the 2009 Entry Draft).

CAREER NOTES: Expected to play at the University of Minnesota for the 2009-10 season… Took part in the 2009 USA Hockey National Junior Evaluation Camp… The 22nd ranked North American skater on Central Scouting's final rankings… Missed the 2008-09 Minnesota High School season due to a torn ACL sustained while playing football… Prior to his injury, played 15 games in the Minnesota High School Elite League for Team Southwest, posting 27 points (14g-13a)… Voted 2007-08 Edina High School MVP, helping the team to the 2008 Class AA championship game… A 2008 Associated Press First-Team All-State selection… Led the Hornets in assists (37) and ranked second on the club in points (63) and goals (26) in 2007-08… 2008 Classic Lake All-Conference selection in both hockey and football… Participated in both the Under-17 and Under-18 Five Nations tournaments in the Czech Republic… His father, Kim, played football at the University of Minnesota from 1972-73.

			Regular Season					Playoffs				
Season	Club	League	GP	G	A	PTS	PIM	GP	G	A	PTS	PIM
2006-07	Edina H.S.	USHS-MN	31	22	25	47	--	--	--	--	--	--
2007-08	Edina H.S.	USHS-MN	30	26	37	63	--	--	--	--	--	--
2008-09	Southwest	UMHSEL	15	14	13	27	12	--	--	--	--	--

SCOUTING REPORT: Classic power forward who is already physically mature in stature… Has a strong ability to dissect the game around him… Skating stride is long and powerful and is hard to move off the puck… Has a heavy shot but an extremely quick release… Can outmuscle defenders for loose pucks and will win most battles in front of the net… Can carry a team and make people around him better… Good ice awareness and vision.

QUOTEBOOK: "Zach Budish is a good, strong physical player. He has good hands, he sees the ice well, he makes plays and he's got a hard shot off a quick release. He did sit out this past year with a knee injury that he suffered in football but I saw him skate after the surgery and I was very comfortable that it won't be an issue and that he is on the road to a full recovery." - Predators North American Amateur Scout David Westby



DEFENSE

CHARLES-OLIVIER ROUSSEL (CHAR-uhlz-OH-lihv-ee-ay roo-SEHL)

Shoots right. • 6-0, 201 lbs. • Born, St. Eustache, Que., September 13, 1991.
(Nashville's third choice, 42nd overall (second round), in the 2009 Entry Draft).

CAREER NOTES: A 2009 QMJHL Second Team All-Star… Played in both the 2008 ADT Canada-Russia Challenge and the 2009 CHL Home Hardware Top Prospects Game… Participated in 2009 Canada's National Junior Team Development Camp… The 36th ranked North American skater in Central Scouting's final ratings… The youngest player selected in the 2009 Entry Draft… Tied for 10th among QMJHL defensemen in points (44) and ninth among league blueliners in plus/minus rating (+31) in 2008-09, his second season with Shawinigan… Ranked second among defenders in points during the QMJHL Playoffs, posting 18 (5g-13a) in 21 games… Helped the Cataractes reach Game Seven of the 2009 President Cup Final… Tied for fifth among QMJHL rookie defensemen in assists (13) and ranked seventh among rookie blueliners in points (16) in 2007-08.

			Regular Season					Playoffs				
Season	Club	League	GP	G	A	PTS	PIM	GP	G	A	PTS	PIM
2007-08	Shawinigan	QMJHL	50	3	13	16	28	5	1	2	3	2
2008-09	Shawinigan	QMJHL	68	11	33	44	77	21	5	13	18	14

SCOUTING REPORT: A complete defenseman who can influence a game at either end of the ice… Can create offense with either a hard point shot or a creative pass… Smooth puckhandler at top speed… Has the size and strength to play physical in his own end… Can effectively diagnose developing plays and make a quick decision.

QUOTEBOOK: "He's an excellent two-way defenseman. He has very good hockey sense. Moves the puck out of his end, puts on great pressure to get by the forecheck. He competes very hard around his own end. It's a matter of him developing physically; he has a good-sized frame and it looks like he will continue to fill out and get stronger. He's got great work ethic, great character, all the intangibles in place to keep improving and develop into a very good player." - Predators North American Amateur Scout Tom Nolan



LEFT WING

TAYLOR BECK (TAY-luhr BEHK)

Shoots right. • 6-2, 211 lbs. • Born, St. Catharines, Ont., May 13, 1991.
(Nashville's fourth choice, 70th overall (third round), in the 2009 Entry Draft).

CAREER NOTES: Ranked fourth on Guelph (OHL) in both points (58) and assists (36) in 2008-09… Also tied for fourth on the Storm in goals (22) in 2008-09… Played in the 2009 CHL Top Prospects Game, where he scored the game-winning goal for Team Orr… The 48th-ranked North American skater in Central Scouting's final rankings… Finished second among Guelph rookies in points (21), goals (7) and assists (14) in 2007-08… Won a gold medal with Team Ontario at the 2008 World Under-18 Challenge on a team that also included Predators prospect Ryan Ellis… Teammate of Michael Latta, who the Predators selected two picks after him in the 2009 Entry Draft… His father, Stan. played minor league baseball for the Boston Red Sox and his uncle, Jim Douglas, played on Canada's soccer team at the 1976 Olympics in Montreal.

			Regular Season					Playoffs				
Season	Club	League	GP	G	A	PTS	PIM	GP	G	A	PTS	PIM
2007-08	Guelph	OHL	56	7	14	21	43	7	0	0	0	4
2008-09	Guelph	OHL	67	22	36	58	36	4	0	0	0	2

SCOUTING REPORT: A hard-working, up-and-down player who plays well in all three zones… Has good puck skills and solid play-making ability… Possesses an excellent wrist shot coming down the wing and an effective slap shot… Plays with lots of energy and uses his body well… Plays sound positional hockey.

QUOTEBOOK: "Taylor Beck is a big, strong player with a power-forward mentality. He works really hard along the boards and in the hard areas all over the ice. He keeps pucks alive for teammates and goes to the net strong to score goals. He's a strong, strong kid and the type of kid we need to add to our group." – Predators North American Amateur Scout Jason Bukala

CENTER

MICHAEL LATTA (MIGH-kuhl LA-tuh)

Shoots right. • 5-11, 207 lbs. • Born, Kitchener, Ont., May 25, 1991.
(Nashville's fifth choice, 72nd overall (third round), in the 2009 Entry Draft).

CAREER NOTES: Split the 2008-09 season between Ottawa and Guelph (OHL)… Tied for third on Guelph in total power-play goals (10), and finished fourth on the club in total penalty minutes (92), and total goals (22)… At the time of his trade to the Storm (Nov. 26, 2008), he ranked third on Ottawa in points (8g-13a-21pts)… Participated in the 2009 CHL Top Prospects Game, playing for Team Orr… Won the accuracy shooting event during the skills competition at the Top Prospects Game, knocking out four targets on six shots… The 45th-ranked North American skater in Central Scouting's final rankings… Led Ottawa rookies in goals (14) and ranked second among first-year 67's in points (28) in 2007-08… Tied for second among all Ottawa skaters in penalty minutes (78) in 2007-08.

			Regular Season					Playoffs				
Season	Club	League	GP	G	A	PTS	PIM	GP	G	A	PTS	PIM
2007-08	Ottawa	OHL	50	14	14	28	78	4	0	1	1	2
2008-09	Ottawa	OHL	23	8	13	21	32	--	--	--	--	--
	Guelph	OHL	42	14	22	36	60	4	0	2	2	12

SCOUTING REPORT: Has good playmaking ability and sees the ice well… Plays with an edge while still creating offense… Does the "dirty" things it takes to win – block shots, winning face-offs, and killing penalties… Wins a lot of battles for loose pucks and is willing to pay the price in the tough areas… Plays very well without the puck.

QUOTEBOOK: "He's a gritty type of player with a relentless work ethic. He does anything to win and competes at a very high level. He shoots the puck accurately and quickly. He can play all areas of the game; he can play the power play, kill penalties, take regular shifts. He's a great player." – Predators North American Amateur Scout Jason Bukala

CENTER

CRAIG SMITH (KRAYG SMIHTH)

Shoots right. • 6-1, 189 lbs. • Born, Madison, Wis., September 5, 1989.
(Nashville's sixth choice, 98th overall (fourth round), in the 2009 Entry Draft).

CAREER NOTES: Expected to attend the University of Wisconsin in 2009-10… A 2009 USHL First-Team All-Star… Waterloo Black Hawks captain, and unanimously named team MVP, for the 2008-09 season… Ranked second in the United States Hockey League in assists (48), tied for second in points (76), and tied for eighth in goals (28) in 2008-09… The only player in the league to post at least 70 points and 100 penalty minutes in 2008-09… Posted the USHL's fourth-best plus/minus rating (+32) in 2008-09… Represented the East Division at the 2009 USHL Prospects/All-Star Game… Captained the U.S. Junior Select Team to the 2008 World Junior A Challenge championship… Named to the 2008 World Junior A Challenge All-Star Team… The 45th-ranked North American skater in Central Scouting's final rankings… Ranked third on the Black Hawks in penalty minutes in both 2008-09 (108) and 2007-08 (90)… Posted 41 points (21g-20a) in 103 games with Waterloo from 2006-08.

			Regular Season					Playoffs				
Season	Club	League	GP	G	A	PTS	PIM	GP	G	A	PTS	PIM
2006-07	Waterloo	USHL	45	8	10	18	28	4	0	1	1	8
2007-08	Waterloo	USHL	58	13	10	23	90	11	2	3	5	8
2008-09	Waterloo	USHL	54	28	48	76	108	3	1	3	4	26

SCOUTING REPORT: Has decent size, good speed and good energy to his game… Plays a determined game and has excellent work ethic… Pressures the puck, finishes checks, and battles in the tough areas… Goes hard to the net… Makes plays on the rush and in the offensive zone... Plays with good patience… Possesses an accurate shot with a quick release... Also responsible in his own end and good in the face-off circle.

QUOTEBOOK: "Craig Smith has decent size, good speed, and is a high-energy guy with tremendous work ethic. We've always appreciated his speed and his work ethic and then this past year he was able to provide some offense for his team; that aspect of his has really come along. We think he has a bright future." – Predators North American Amateur Scout David Westby

Amateur
European Pro/Amateur
Professional

DEFENSE

MATTIAS EKHOLM (mat-TEE-uhs EHK-hohlm)

Shoots left. • 6-4, 196 lbs • Born, Borlange, Sweden, May 24, 1990.
(Nashville's seventh choice, 102nd overall (fourth round), in the 2009 Entry Draft).

CAREER NOTES: Split the 2008-09 season between Mora's (Sweden) senior and junior teams, combining for 21 points (5g-16a) in 59 games… The 113th rated European skater in Central Scouting's final rankings… Played the majority of both the 2007-08 and 2006-07 seasons with Mora's junior team… Played for Sweden at the 2008 Under-18 World Championships, notching a goal in six games... Won a gold medal with Sweden at the 2008 Ivan Hlinka Memorial Tournament… Played in several international tournaments with Sweden's Under-18 and Under-19 teams from 2007-09, amassing 10 points (3g-7a) in 25 games.

			Regular Season					Playoffs				
Season	Club	League	GP	G	A	PTS	PIM	GP	G	A	PTS	PIM
2006-07	Mora U18	Sweden-U18	5	2	2	4	6	--	--	--	--	--
	Mora Jr.	Sweden-Jr.	36	0	4	4	28	2	0	0	0	0
2007-08	Mora U18	Sweden-U18	9	4	5	9	12	--	--	--	--	--
2007-08	Mora Jr.	Sweden-Jr.	37	5	7	12	54	--	--	--	--	--
	Mora	Sweden-2	1	0	0	0	0	6	0	0	0	2
2008-09	Mora Jr.	Sweden-Jr.	21	3	5	8	32	--	--	--	--	--
	Mora	Sweden-2	38	2	11	13	12	3	0	0	0	4

SCOUTING REPORT: A stay-at-home defenseman with physical presence… Has the size to hurt the opposition in the defensive zone... Is very mobile and good on his angles for a big man... Makes good decisions with and without the puck… Possesses the ability to skate the puck up ice to create offense… Is a defensive defenseman, but has really developed his offensive game.

QUOTEBOOK: "He's a stay-at-home defenseman. He is an extremely good skater for his size, and has a very good physical presence down low. He is also a good passer. He was passed over last year in the draft, but I think as far as his puck-moving ability, he made a lot of strides this season and I think we've just seen the surface of how good he can be." – Predators European Scout Lucas Bergman



CENTER

NICK OLIVER (NIHK aw-LIH-vuhr)

Shoots left. • 6-3, 205 lbs. • Born, Grand Forks, N.D., May 4, 1991.
(Nashville's eighth choice, 110th overall (fourth round), in the 2009 Entry Draft).

CAREER NOTES: Expected to play for the Fargo Force (USHL) in 2009-10, then attend St. Cloud State University in 2010-11… Missed the majority of the 2008-09 season with a broken collarbone… Split the 2008-09 season between Fargo (USHL) and Roseau High School (Minn.)… Named 2009 AP All-State Honorable Mention… Captained the 2008-09 Roseau squad, and won the Oscar Almquist Award for leadership… Played with fellow 2009 Predators draftee Zach Budish on Team USA's entry at the 2008 Ivan Hlinka Memorial Tournament, posting two goals in four games… The 82nd-ranked North American skater in Central Scouting's final rankings… Played three seasons for the Roseau Rams from 2006-09, amassing 82 points (33g-49a) in 62 games. His father, Nick, coached the team for all three seasons… Helped Roseau win the Minnesota Class-A State Championship in 2007… Helped the United States earn a silver medal 2007 Under-17 Five Nations Tournament… Also played football at Roseau High School.

			Regular Season					Playoffs				
Season	Club	League	GP	G	A	PTS	PIM	GP	G	A	PTS	PIM
2006-07	Roseau H.S.	USHS-MN	31	12	14	26	51	--	--	--	--	--
2007-08	Roseau H.S.	USHS-MN	30	17	25	42	45	--	--	--	--	--
2008-09	Roseau H.S.	USHS-MN	11	5	11	16	6	--	--	--	--	--
	Fargo	USHL	12	1	1	2	12	1	0	0	0	0

SCOUTING REPORT: Has terrific work ethic, good size and strength… Pressures the puck, finishes checks and is strong on the boards and in the corners… Protects the puck well and wins battles in the hard areas… Goes hard to the net and is tough to move once he gets there… Possesses good hands, vision and hockey sense to make plays… Can unleash a heavy shot off a quick release… Accountable away from the puck and strong on face-offs... Good leadership as captain of his high school team.

QUOTEBOOK: "Oliver has good size and is a hard-working guy. Everyone talks about what a character-guy he is. Everybody talks about him as a captain. We also think that along with his size, he has a really good work ethic, good hockey sense and decent skill. In his draft-eligible year, he broke his collarbone twice, so he didn't play a lot. Otherwise, he may have been picked in the first three rounds." – North American Amateur Scout David Westby



LEFT WING

GABRIEL BOURQUE (gah-BREE-ehl BOHRK)

Shoots left. • 5-9, 185 lbs. • Born, Rimouski, Que., September 23, 1990.
(Nashville's ninth choice, 132nd overall (fifth round), in the 2009 Entry Draft).

CAREER NOTES: Ranked third on the Baie-Comeau (QMJHL) in points (61), goals (22), assists (39) and penalty minutes (82) in 2008-09... Captained the Drakkar in 2008-09... One of just eight players in the QMJHL to post at least 60 points and 80 penalty minutes in 2008-09... Tied for the Drakkar team lead in game-winning goals (3) in 2008-09...Ranked second on Baie-Comeau in power-play goals (11) in 2008-09... Participated in 2009 Canada's National Junior Team Development Camp... The 102nd-ranked North American skater in Central Scouting's final rankings... Led all Baie-Comeau rookies in points (28), goals (10) and assists (18) in 2007-08.

			Regular Season					Playoffs				
Season	Club	League	GP	G	A	PTS	PIM	GP	G	A	PTS	PIM
2007-08	Baie-Comeau	QMJHL	65	10	18	28	38	5	0	0	0	0
2008-09	Baie-Comeau	QMJHL	60	22	39	61	82	5	0	2	2	16

SCOUTING REPORT: A gritty, two-way player who plays much bigger than his frame... Possesses very good hockey sense and vision... A classic character player who has the ability to play in all three zones... A solid penalty killer... Initiates contact whenever possible, and is very sturdy on his feet... A leader on and off the ice.

QUOTEBOOK: "He's a pure character-type player. He works hard every shift, and uses his body. He is still working on getting quick feet, but he's definitely one of those guys you want on a team. He's the captain of his team already and he is just a pure character player. Talking to his coaches, they just can't say enough about the kid, and his teammates love him as well." – North American Amateur Scout Tom Nolan

CENTER

CAMERON REID (KAM-ih-RUHN REED)

Shoots left. • 6-2, 187 lbs. • Born, Delta, B.C., August 25, 1991.
(Nashville's tenth choice, 192nd overall (seventh round), in the 2009 Entry Draft).

CAREER NOTES: Expected to attend the University of New Hampshire in 2009-10... Split the 2008-09 season between Westside and Victoria of the British Columbia Hockey League... Acquired by the Westside Warriors on Jan. 9, 2009, and posted 17 points (6g-11a) in the club's final 17 regular season games... Ranked second on the Warriors in goals (4) and tied for second on the club in points (7) during the 2009 playoffs... Unranked in Central Scouting's final 2009 ratings... One of two BCHL players selected for the 2008 World Under-17 Hockey Challenge... Posted four assists in six games for Team Pacific at the World Under-17 Hockey Challenge, helping it to a bronze medal... Coached in Victoria by Geoff Courtnall, who played 1,049 NHL games from 1983-2000... Played with his older brother, Brad, in 2007-08 with the Grizzlies.

			Regular Season					Playoffs				
Season	Club	League	GP	G	A	PTS	PIM	GP	G	A	PTS	PIM
2007-08	Victoria	BCHL	55	10	16	26	25	11	2	3	5	4
2008-09	Victoria	BCHL	41	6	17	23	32	--	--	--	--	--
	Westside	BCHL	17	6	11	17	10	8	4	3	7	0

SCOUTING REPORT: Best asset is his hockey sense... Has excellent vision and knows where to be at all times... Possesses a scorers' touch around the net... Can make plays in traffic... A versatile player who can be used in all situations... A late bloomer who will benefit from the collegiate hockey structure.

QUOTEBOOK: "Cam Reid is a big, tall kid, who will put on some weight in the offseason. He has really good hockey sense, and four years of college will give him a chance to develop further. He is a kid where the more you watch him, the more you figure out how good a player he can be. He is another big body, which is what we need in the system."– Predators North American Amateur Scout Rick Knickle

29

Image courtesy of Getty Images/John Russell

2008-09

NASHVILLE HITS 40 WINS FOR THE FOURTH STRAIGHT SEASON

In the past four seasons, the Predators are one of nine National Hockey League teams (along with Detroit, San Jose, New Jersey, Carolina, Anaheim, Calgary, Montreal, and N.Y. Rangers) to have notched 40 or more wins in each campaign. Nashville has recorded 395 points in that span, an average of nearly 99 points per season.

Nashville has amassed 181 victories since the start of 2005-06, the sixth-most in the NHL, and its 107 wins on home ice puts it third behind only Detroit and Calgary.

WINS SINCE 2005-06

	05-06	06-07	07-08	08-09	TOTAL
Detroit	58	50	54	51	213
San Jose	44	51	49	52	196
New Jersey	46	49	46	51	192
Buffalo	52	53	39	41	185
Dallas	53	50	45	36	184
Nashville	**49**	**51**	**41**	**40**	**181**

HOME WINS SINCE 2005-06

	05-06	06-07	07-08	08-09	TOTAL
Detroit	27	29	29	27	112
Calgary	30	30	21	27	108
Nashville	**32**	**28**	**23**	**24**	**107**
New Jersey	27	25	25	28	105
San Jose	25	25	22	32	104
Carolina	31	21	24	26	102

RINNE SHINES IN ROOKIE CAMPAIGN

Rookie goaltender Pekka Rinne burst onto the NHL scene in 2008-09, finishing in the League's Top 10 in goals against average (2.38), save percentage (.917) and shutouts (7). In 52 appearances, Rinne posted a 29-15-4 record, tied (with Andrew Raycroft, 2003-04) for the eighth-most wins by a rookie netminder in NHL history. The victory total also made him just the second goalie in franchise history to reach the quarter-century mark, joining Tomas Vokoun who did it four times. Rinne won his first six decisions of the season, and posted six straight victories again from Feb. 21-March 5, twice tying the second-longest winning streak in franchise history. When receiving three-or-more goals in offensive support, Rinne posted an 18-1-2 record.

Selected in the eighth round (258th overall) of the 2004 Entry Draft, Rinne became the seventh Nashville Predator to appear in a YoungStars Game during 2009 All-Star Weekend in Montreal, and led the Rookie team to a 9-5 victory over the Sophomores. The 6-5, 206-pounder used that momentum to go 9-2-1 with a 1.72 goals-against average and .944 save percentage in February, earning him Rookie of the Month honors.

The Kempele, Finland native's seven shutouts in 2008-09 set a franchise record, with all of them coming in a 32-start span from Dec. 1 at Buffalo to March 13 at Phoenix. Three of the whitewashes came in a five-start stretch during December, making him the first rookie netminder to record three shutouts in a single month since Buffalo's Martin Biron in January 2000. The month included him being named NHL First Star of the Week on Dec. 8 after posting two shutouts and allowing only two goals on 83 shots in three starts from Dec. 1-6. He went 3-0-0, and neither of the two goals allowed were at even strength. Additionally, three of the seven blankings were 1-0 Nashville wins, making him the second rookie backstop since the 1943-44 season to notch three or more wins of that variety (Tony Esposito had four 1-0 shutouts in 1969-70 for Chicago).

STEVE SULLIVAN'S RETURN TO LINEUP EARNS HIM THE MASTERTON

Six-hundred eighty-seven days passed between games for Nashville forward Steve Sullivan, but after missing 142 straight regular-season games and 11 more playoff contests due to a back injury sustained on Feb. 22, 2007 vs. Montreal, the 5-9, 173-pound right wing returned to the Predators lineup on Jan. 10, 2009 vs. Chicago. His comeback earned him the 2009 Bill Masterton Trophy awarded to the NHL player who "best exemplifies the qualities of perseverance, sportsmanship and dedication to hockey." It made him the first player in franchise history to claim an NHL Award and, Sullivan's return was just the third time in the post-World War II era a player missed more than 600 days due to injury, then return to action (joining Jim Peplinski, Calgary and Mario Lemieux, Pittsburgh).

After starting his season with just five assists in his first 15 games, the Timmins, Ont., native rounded into form in mid-February, and notched 27 points (11g-16a) in the final 25 games of the season. Nashville went 22-14-5 with Sullivan in the lineup in 2008-09 vs. 18-20-3 without him.

WEBER BREAKS OUT

Defenseman Shea Weber rebounded from an injury-plagued 2007-08 season, surpassing his goal and point totals in the first 21 games of 2008-09 and finishing with career highs in goals (23), assists (30) and points (53). His goal total tied Sheldon Souray for second among NHL defenders in 2008-09, and was tied for the fourth-highest total by a blueliner in the past nine seasons (Mike Green, WSH in 2008-09: 31; Sheldon Souray, MTL in 2006-07: 26; Sergei Gonchar, WSH in 2001-02: 26). The goal total also broke the club record for goals by a defenseman previously held by Andy Delmore (18, 2002-03), while his point total was the second-highest by a defenseman in team history, and tied for eighth among League blueliners in 2008-09. Additionally, the Sicamous, B.C., native led Nashville with a franchise-record 251 shots on goal and dished out 192 hits. He was the NHL's only defender with more than 175 hits and 50 points.

The second-round pick (49th overall) of the Predators in the 2003 Entry Draft started the season off on a tear, with 10 goals in the first 20 games of the campaign, becoming the first NHL defenseman to reach double-figures in goals so quickly since 1987-88, when Buffalo's Phil Housley scored his 10th goal in the Sabres' 15th game, and Toronto's Al Iafrate did it in the Maple Leafs' 19th game. Weber was named the NHL's Third Star for the Month for October after leading all NHL defensemen in scoring with 11 points (4g-7a) while posting a plus-5 rating in Nashville's first 10 games.

The 6-4, 230-pounder parlayed his quick start into his first career All-Star Game appearance on Sunday, Jan. 25 in Montreal. He led the Western Conference in ice time (22:16) and was a plus-1 in the game, playing on a defensive pairing with Anaheim's Scott Niedermayer. In the Saturday night's SuperSkills Competition, he registered a 103.4 mph blast in the Hardest Shot contest, good for second to Boston's Zdeno Chara and third all-time behind Chara (105.4 mph) and Iafrate (105.2 mph, 1993).

POINT-PRODUCING DEFENSIVE DUO

Both Shea Weber and Ryan Suter – who teamed up on Nashville's top defensive pairing in 2008-09 – had career years, making them the second-highest producing blue line tandem in franchise history. The duo combined for 98 points (Weber 53, Suter 45), just one shy of the total posted by Kimmo Timonen (50) and Marek Zidlicky (49) in 2005-06. In addition to Weber's career highs in nearly every offensive category, Suter posted personal bests in points (45) – tying him for 16th among NHL blueliners – and assists (38) – 12th-best among League defenseman. The Madison, Wis., native also set a franchise record for average ice time (24:15).

ARNOTT HAS MILESTONE YEAR, SETS THE FRANCHISE GOAL MARK

Jason Arnott wrapped up the 2008-09 season with six goals in Nashville's last four games, capping the most prolific goal-scoring campaign in franchise history. The Predators captain posted 33 goals in just 65 games, besting the previous club record of 31 tallies in a season shared by both Steve Sullivan and Paul Kariya in 2005-06. The total also tied a personal best from his rookie campaign of 1993-94 with Edmonton. With no fewer than 27 goals in each of his three seasons with Nashville, he is the first player in club history to score 20 goals in three consecutive seasons. The Collingwood, Ont., native caught fire in the second half of the season, notching 33 points (18g-15) in his final 29 games (from Jan. 8-April 10, missed 14 games in that span due to injury), while scoring 18 goals in just 25 games after the All-Star break.

The 6-5, 220-pound center also hit a pair of career milestones in 2008-09. On Dec. 20 in a 2-0 rout of the New York Islanders, he became the 232nd player in League history to suit up for his 1,000th game, and just five weeks later on Jan. 28 at Vancouver, he notched his 800th career NHL point (goal), becoming the 133rd NHLer to hit that mark. Among players who are 35 or younger, Arnott enters 2009-10 with the fourth-most points (827) behind only Paul Kariya (946), Jarome Iginla (851) and Joe Thornton (842).

DURABILITY

The 2008-09 Predators tied a franchise record by having five players, including three defensemen, play all 82 games; twice prior the club had seen that many players appear in every contest (2001-02, 2000-01). On the blueline, Dan Hamhuis, Greg Zanon and Ryan Suter suited up for all 82 contests, while among the forward corps, J.P. Dumont and Jerred Smithson played in every game. Hamhuis has played at least 80 games in all five of his NHL seasons, while Suter has missed just five games in the last three campaigns. Smithson has missed just one game over the last two seasons, while Dumont has appeared in 244-of-246 games since joining the Predators in 2006-07.

PREDATORS POST BANNER MONTH OF FEBRUARY

The Predators started and ended the month of February with season-high four-game winning streaks, and went 10-4-1 for 21 points during the second month of 2009. The point total tied for the second-most in a single month in franchise history, previously attained in November 2006 when Nashville went 10-2-1. The club record for points in a month is 22 set in January 2004 when the Predators went 10-4-(2)-0. Nashville started February 2009 in 14th place in the Western Conference, eight points out of the eighth and final playoff spot, but when the calendar turned to March, the Predators were in ninth place, just one point from a playoff spot and two points from sixth in the conference.

TROTZ AMONG NHL LEGENDS

Predators Head Coach Barry Trotz continued to move up the games coached and victories with a single NHL franchise lists in 2008-09, finishing the season eighth in both games behind the bench (820) and wins (364) with a single team. Trotz moved past Hall of Famers Punch Imlach (770, Toronto) and Sid Abel (811, Detroit) on the games coached list in 2008-09, and leapfrogged five coaches on the wins list, including Abel (340, Detroit), Jacques Martin (341, Ottawa), Emile Francis (342, N.Y. Rangers), Bryan Murray (343, Washington) and Art Ross (361, Boston).

Additionally, by spending his 10th season as a Predators bench boss in 2008-09, Trotz joined Lester Patrick (N.Y. Rangers, 13 seasons) as the only coaches to spend each of the first 10 seasons of a franchise's existence as its head coach.

	Games coached with one team			Wins with one team		
	Coach	Team	GMS	Coach	Team	Wins
1	Al Arbour	NYI	1499	Al Arbour	NYI	739
2	Billy Reay	CHI	1012	Glen Sather	EDM	464
3	Jack Adams	DET	964	Lindy Ruff*	BUF	438
4	Toe Blake	MTL	914	Dick Irvin	MTL	431
5	Lindy Ruff*	BUF	902	Scotty Bowman	MTL	419
6	Dick Irvin	MTL	896	Scotty Bowman	DET	410
7	Glen Sather	EDM	842	Punch Imlach	TOR	370
8	**Barry Trotz***	**NSH**	**820**	**Barry Trotz***	**NSH**	**364**
9	Sid Abel	DET	811	Art Ross	BOS	361
10	Punch Imlach	TOR	770	Bryan Murray	WSH	343

* denotes still actively coaching that team

NOTABLE CAREER HIGHS ATTAINED IN 2008-09

J.P. Dumont – Career high in assists (46) attained April 7 vs. Chicago.
Ryan Suter – Career high in penalty minutes (72) attained March 31 at Columbus. Career high in points (32) attained Feb. 24 vs. Chicago. Career high in assists (25) attained Feb. 12 vs. St. Louis.
Jordin Tootoo – Career high in assists (8) attained on Feb. 28 vs. Detroit.
Shea Weber – Career high in goals (18) attained March 12 vs. N.Y. Rangers. Career high in points (41) and assists (24) attained March 10 vs. Washington. Career high in penalty minutes (61) attained Feb. 28 vs. Detroit.
Greg Zanon – Career high in goals (4) attained March 26 vs. San Jose. Career high in penalty minutes (33) attained Feb. 18 at Detroit. Career highs in assists (6) and points (9) attained Jan. 10 vs. Chicago.

MILESTONES ACHIEVED IN 2008-09

Jason Arnott – Notched his 800th career NHL point with a goal on Jan. 28 at Vancouver. Played his 1,000 career NHL game on Dec. 20 vs. N.Y. Islanders.
Wade Belak – Notched his first assist/point as a Predator on Dec. 4 vs. Colorado.
Radek Bonk – Notched his 300th career assist on Feb. 18 at Detroit.
J.P. Dumont – Posted his 400th career NHL point with a goal on Oct. 17 at Columbus. Appeared in his 600th career NHL game on Oct. 15 at Dallas.
Martin Erat – Posted his 300th career point and his 200th career assist vs. Los Angeles on March 28. Passed Scott Walker (96) for sole possession of second on the franchise's all-time goal-scoring list on Jan. 28 at Vancouver. Passed Greg Johnson and Scott Hartnell for third on the franchise's all-time goals list (94) on Dec. 28 at Edmonton. Scored his 100th career goal on March 5 vs. Columbus.
Vernon Fiddler – Played in his 300th career game on March 31 at Columbus.
Dan Hamhuis – Played in his 400th career game on March 31 at Columbus. Notched his 100th career assist on Feb. 3 vs. Phoenix.
Patric Hornqvist – Notched his first career assist/multi-point game on Oct. 25 vs. Los Angeles. Scored his first career goal on Oct. 15 at Dallas. Played in his first NHL game on Oct. 11 at St. Louis.
Ryan Jones – Scored his first career goal and notched his first NHL assist on Oct. 15 at Dallas. Played in his first NHL game on Oct. 11 at St. Louis.
David Legwand – Passed Kimmo Timonen to become the franchise's all-time leader in assists (223) on Feb. 12 vs. St. Louis. Appeared in his 600th career NHL game on Feb. 5 vs. Anaheim. Passed Kimmo Timonen to become the franchise's all-time games played leader (574) on Dec. 4 vs. Colorado.
Scott Nichol – Played in his 400th career NHL game on Dec. 8 at St. Louis.
Cal O'Reilly – Scored his first NHL goal on March 28 vs. Detroit. Played in his first career NHL game and notched his first NHL point/assist on Feb. 28 vs. Detroit.
Antti Pihlstrom – Scored his first career NHL goal on Dec. 8 at St. Louis. Notched his first career NHL point/assist on Dec. 4 vs. Colorado.
Pekka Rinne – Earned his first career NHL shutout (30 saves) on Dec. 4 at Buffalo.
Jerred Smithson – Played in his 300th career NHL game on Feb. 19 vs. St. Louis.
Steve Sullivan – Notched his 600th career NHL point on March 28 vs. Los Angeles. Played in his 750th career NHL game on March 12 vs. N.Y. Rangers
Ryan Suter – Played in 300th NHL game on March 18 at Anaheim. Posted 100th career point (assist) on Feb. 12 vs. St. Louis.
Jordin Tootoo – Played in his 300th career NHL game on April 3 at Chicago.
Barry Trotz – Coached his 750th NHL game on Nov. 4 at Vancouver.
Joel Ward – Scored his first career goal on Oct. 11 at St. Louis.
Shea Weber – Played in 200th career NHL game on Jan. 6 vs. Colorado. Posted his 100th career point with a goal on Jan. 10 vs. Chicago.
Greg Zanon – Played in his 200th career NHL game on Feb. 6 at Minnesota.

FINAL SCORING

Pos.	No.	Player		GP	TOI/G	Sft/G	G	A	P	+/-	PIM	PP	SH	GW	S	S%	F/O W-L	F/O%	H	BS
RW	71	J.P. Dumont		82	17:29	21.9	16	49	65	1	20	5	0	4	176	9.1	3-3	50.0	33	13
C	19	Jason Arnott		65	18:54	22.8	33	24	57	2	49	9	0	5	196	16.8	525-512	50.6	34	18
D	6	Shea Weber		81	23:58	27.1	23	30	53	1	80	10	1	4	251	9.2	0-0	0	192	95
RW	10	Martin Erat		71	18:33	23.9	17	33	50	-7	48	3	0	3	149	11.4	11-27	28.9	36	17
D	20	Ryan Suter		82	24:15	27.7	7	38	45	-16	73	3	0	3	143	4.9	0-0	0	87	93
C	11	David Legwand		73	19:26	25.5	20	22	42	-3	32	1	3	1	175	11.4	509-514	49.8	25	23
RW	29	Joel Ward		79	16:00	22.8	17	18	35	1	29	3	2	2	133	12.8	20-26	43.5	65	69
LW	26	Steve Sullivan		41	18:29	25.1	11	21	32	2	30	3	0	2	83	13.3	0-4	0	15	6
D	2	Dan Hamhuis		82	22:50	27.4	3	23	26	-4	67	1	1	1	135	2.2	0-0	0	133	113
C	14	Radek Bonk		66	15:26	20.0	9	16	25	-12	34	6	0	2	102	8.8	450-301	59.9	58	28
LW	38	Vernon Fiddler		78	13:57	21.9	11	6	17	-13	24	1	2	2	114	9.6	331-281	54.1	83	31
RW	28	*Ryan Jones		46	11:26	16.1	7	10	17	1	22	2	0	1	63	11.1	1-9	10.0	63	16
RW	22	Jordin Tootoo		72	12:05	17.3	4	12	16	-15	124	0	0	1	138	2.9	9-7	56.2	129	14
RW	25	Jerred Smithson		82	13:50	22.5	4	9	13	-6	49	0	0	0	74	5.4	380-342	52.6	140	50
C	37	Rich Peverley	NSH	27	12:07	15.2	2	7	9	-3	15	0	0	0	42	4.8	64-66	49.2	9	9
D	8	*Kevin Klein		63	12:39	17.8	4	8	12	-2	19	1	0	0	41	9.8	0-0	0	57	47
D	5	Greg Zanon		82	20:51	25.5	4	7	11	8	38	0	0	1	54	7.4	0-0	0	153	237
D	4	Ville Koistinen		38	14:42	17.9	3	8	11	0	14	1	0	2	42	7.1	0-1	0	45	23
C	12	Scott Nichol		43	11:04	17.8	4	6	10	0	41	0	0	0	42	9.5	196-163	54.6	79	15
RW	27	*Patric Hornqvist		28	11:23	15.9	2	5	7	-3	16	0	0	0	54	3.7	1-4	20.0	20	13
LW	42	*Antti Pihlstrom		53	11:26	15.8	2	5	7	-1	10	1	0	0	88	2.3	0-1	0	100	16
C	48	*Cal O'Reilly		11	12:36	17.1	3	2	5	2	2	0	0	0	6	50.0	35-53	39.8	0	2
D	7	Greg de Vries		71	15:07	20.1	1	4	5	-15	65	0	0	0	38	2.6	0-0	0	58	73
RW	3	Wade Belak		53	5:15	7.8	0	2	2	-1	79	0	0	0	19	0	0-0	0	57	6
			NSH	38	5:35	6.2	0	2	2	-1	54	0	0	0	15	0	0-0	0	37	6
			FLA	15	4:24	8.1	0	0	0	0	25	0	0	0	4	0	0-0	0	20	0
C	74	Nick Tarnasky	NSH	11	5:38	8.3	0	1	1	1	17	0	0	0	6	0	0-0	0	15	6
G	35	*Pekka Rinne		52	---	---	0	1	1	0	6	0	0	0	0	0	---	---	0	0
C	53	*Mike Santorelli		7	12:15	15.4	0	0	0	-5	2	0	0	0	11	0	21-26	44.7	3	1
RW	41	Jed Ortmeyer		2	11:01	16	0	0	0	0	0	0	0	0	4	0	0-0	0	3	0
D	44	*Alexander Sulzer		2	6:33	10	0	0	0	0	0	0	0	0	0	0	0-0	0	0	1
G	39	Dan Ellis		35	---	---	0	0	0	0	0	0	0	0	0	0	---	---	0	0

GOALTENDING

No	Goaltender	GP	Mins	GAA	W	L	OT	SO	GA	SA	SV%	G	A	PIM
35	*Pekka Rinne	52	2999	2.38	29	15	4	7	119	1435	.917	0	1	6
39	Dan Ellis	35	1965	2.93	11	19	4	3	96	963	.900	0	0	2
	Empty-Net Goals								13	13				
	NASHVILLE Totals	**82**	**4996**	**2.74**	**40**	**34**	**8**	**10**	**228**	**2411**	**.905**	**0**	**1**	**8**

* rookie

2008-09

GAME-BY-GAME SUMMARY

#	Date	Team	W/L/O	Record	GF - GA	Scorers	GWG	PP	PK	SF - SA	W - L	Gtdr	Attend.
1	10/10/2008	@ St. Louis	L	00-01-00	2-5	20,29	22	0-4	2-6	22-22	34 - 39		19150
2	10/11/2008	Dallas	W	01-01-00	3-1	6,19p,19p	19	2-7	5-5	32-20	39 - 35		17113+
3	10/13/2008	@ Chicago	W**	02-01-00	3-2	6p,8,37x	37	1-3	4-5	27-25	39 - 38		21712
4	10/15/2008	@ Dallas	L	02-02-00	4-6	14p,27,28,10	96	1-6	5-6	19-28	35 - 39		16899
5	10/17/2008	@ Columbus	L	02-03-00	3-5	7,12,71	61	0-5	2-4	30-28	31 - 39		17930
6	10/18/2008	Columbus	W	03-03-00	6-3	11,10,29s,10,6,37	10	0-4	4-4	30-26	39 - 30		13259
7	10/23/2008	Calgary	L	03-04-00	3-5	5,22,19p	13	1-9	4-5	38-27	34 - 39		12042
8	10/25/2008	Los Angeles	W	04-04-00	5-4	28p,71,10p,25,22	22	2-3	5-6	27-30	39 - 31		14704
9	10/28/2008	@ Washington	O**	04-04-01	3-4	4p,19,19	92	1-7	4-5	26-32	60 - 39		17011
10	10/30/2008	Edmonton	W	05-04-01	3-1	27,6,10	6	0-3	3-4	25-28	35 - 32		11294
11	11/01/2008	Florida	W**	06-04-01	3-2	6p,10,10x	10	1-4	3-3	32-26	35 - 31		14909
12	11/04/2008	@ Vancouver	L	06-05-01	0-4	-	42	0-6	5-7	24-39	1 - 39		18630
13	11/06/2008	@ Calgary	L	06-06-01	6-7	10p,19p,6,11,38s,6s	12	2-6	4-6	29-29	34 - 39		19289
14	11/08/2008	@ Colorado	L	06-07-01	0-1	-	16	0-7	9-9	26-20	31 - 39		18007
15	11/11/2008	@ San Jose	W*	07-07-01	4-3	19,38,20,4	4	0-2	6-7	29-57	39 - 33		17496
16	11/14/2008	@ Anaheim	W*	08-07-01	4-3	28p,71,29p,2	2	2-5	2-4	35-35	39 - 35		16485
17	11/15/2008	@ Los Angeles	W	09-07-01	3-1	19,71p,6	71	1-3	3-3	22-34	39 - 31		14135
18	11/17/2008	San Jose	L	09-08-01	1-4	11s	45	0-6	6-7	33-32	33 - 39		13312
19	11/21/2008	@ Tampa Bay	L	09-09-01	1-4	22	4	0-7	5-6	35-24	41 - 39		16444
20	11/23/2008	@ Carolina	W	10-09-01	5-2	19,12,6p,19,6	6	1-5	8-8	30-26	39 - 30		13042
21	11/25/2008	St. Louis	O**	10-09-02	0-1	-	57	0-5	4-4	47-17	50 - 39		13825
22	11/28/2008	@ Atlanta	W*	11-09-02	4-3	2s,12,19,20	20	0-3	4-4	26-25	35 - 1		15022
23	11/29/2008	Minnesota	L	11-10-02	2-6	19,11p	11	1-4	6-11	27-29	29 - 39		13990
24	12/01/2008	@ Buffalo	W	12-10-02	2-0	19,71	19	0-2	2-2	27-30	35 - 30		18690
25	12/04/2008	Colorado	W	13-10-02	3-2	38,6p,11	11	1-6	3-4	24-21	35 - 31		12717
26	12/06/2008	Minnesota	W	14-10-02	1-0	71	71	0-3	3-3	43-32	35 - 29		14408
27	12/08/2008	@ St. Louis	L	14-11-02	3-6	42p,8,71	26	1-2	4-6	21-26	34 - 35		14537
28	12/09/2008	Vancouver	L	14-12-02	1-3	14p	23	1-7	5-6	21-28	41 - 39		12441
29	12/11/2008	@ Columbus	O**	14-12-03	1-2	10	93	0-3	4-4	26-36	1 - 39		13484
30	12/13/2008	Dallas	W	15-12-03	3-0	29,11,29	29	0-2	4-4	38-27	39 - 31		15426
31	12/18/2008	@ Phoenix	L	15-13-03	1-2	38	91	0-3	2-2	31-27	30 - 39		14193
32	12/20/2008	NY Islanders	W	16-13-03	1-0	38	38	0-1	1-1	28-23	35 - 35		16457
33	12/23/2008	@ Florida	L	16-14-03	0-3	-	67	0-2	5-5	27-43	29 - 35		14703
34	12/26/2008	Detroit	W	17-14-03	3-2	5,8p,38	38	1-3	3-3	31-40	39 - 29		17113+
35	12/28/2008	@ Edmonton	L	17-15-03	2-5	10,6	26	0-1	3-4	30-33	35 - 39		16839
36	12/29/2008	@ Colorado	L	17-16-03	1-5	19p	55	1-4	3-3	26-21	31 - 35		15643
37	01/01/2009	Vancouver	L	17-17-03	1-2	37	29	0-3	4-4	32-32	30 - 35		16502
38	01/03/2009	Calgary	L	17-18-03	2-3	25,19	7	0-5	5-5	26-26	34 - 39		14321
39	01/06/2009	Colorado	L	17-19-03	1-2	28	8	0-3	2-2	23-21	1 - 35		13598
40	01/08/2009	Pittsburgh	W	18-19-03	5-3	10,11s,25,20p,5	20	1-3	3-3	35-25	35 - 29		14297
41	01/10/2009	Chicago	W	19-19-03	4-1	11,6p,14,11	6	1-4	5-5	38-35	35 - 38		16802

GAME-BY-GAME SUMMARY

#	Date	Team	W/L/O	Record	GF - GA	Scorers	GWG	PP	PK	SF - SA	W - L	Gltdr	Attend.
42	01/11/2009	@ Chicago	L	19-20-03	1-3	10	36	0-2	4-5	23-17	35 - 35		19223
43	01/13/2009	@ Toronto	W	20-20-03	2-0	14p,11	14	1-4	4-4	25-20	41 - 35		21273
44	01/15/2009	@ Montreal	L	20-21-03	2-3	71,38	79	0-2	2-3	33-32	32 - 39		17113+
45	01/17/2009	Atlanta	L	20-22-03	2-7	22,6p	17	1-6	2-2	34-35	35 - 35		14848
46	01/19/2009	New Jersey	L	20-23-03	1-3	14p	23	1-5	2-3	38-27	35 - 1		18630
47	01/28/2009	@ Vancouver	W	21-23-03	5-3	29,10p,19p,71p,11	71	3-7	4-5	29-32	34 - 35		19289
48	01/30/2009	@ Calgary	L	21-24-03	1-3	71	27	0-4	6-7	29-33	35 - 35		16839
49	02/01/2009	@ Edmonton	W	22-24-03	2-1	71,10	10	0-2	3-3	24-30	35 - 30		13195
50	02/03/2009	Phoenix	W	23-24-03	2-1	19,14	14	0-4	3-3	34-30	35 - 35		14877
51	02/05/2009	Anaheim	W	24-24-03	4-2	28,19,10,38	10	0-2	2-2	26-22	39 - 32		18568
52	02/06/2009	@ Minnesota	W	25-24-03	2-0	19,11	19	0-2	4-4	26-22	35 - 39		17689
53	02/08/2009	@ Dallas	L	25-25-03	1-4	19	37	0-4	3-4	21-51	29 - 35		15077
54	02/10/2009	Detroit	L	25-26-03	3-5	14p,29,29	40	1-3	5-7	34-27	35 - 50		14307
55	02/12/2009	St. Louis	W**	26-26-03	4-3	2p,8,19,26x	26	1-5	4-4	31-25	35 - 35		17113+
56	02/14/2009	Boston	W**	27-26-03	3-2	11,11s,11x	11	0-5	4-4	24-24	31 - 35		14681
57	02/16/2009	Ottawa	L	27-27-03	0-2	-	71	0-4	4-4	25-41	29 - 39		20066
58	02/18/2009	@ Detroit	L	27-28-03	2-6	26p,26	5	1-5	1-6	29-36	50 - 35		15037
59	02/19/2009	St. Louis	O*	27-28-04	1-2	26	7	0-3	3-3	22-30	35 - 50		19250
60	02/21/2009	@ St. Louis	W*	28-28-04	1-0	6	6	0-1	3-3	29-32	35 - 38		15075
61	02/24/2009	Chicago	W	29-28-04	5-3	19,11,71p,29,6p	29	2-6	2-2	47-26	35 - 30		14954
62	02/26/2009	Phoenix	W	30-28-04	4-1	26,19,29,11	19	0-2	1-1	23-30	35 - 29		17113+
63	02/28/2009	Detroit	W	31-28-04	8-0	4,11,29,42,19,19p,6,19	4	1-3	2-2	43-28	35 - 35		14194
64	03/03/2009	Edmonton	W*	32-28-04	6-5	11,11,20p,26,26,19p	19	2-4	3-3	23-33	35 - 1		13064
65	03/05/2009	Columbus	W	33-28-04	4-2	38,28,26,10	26	0-2	3-3	32-26	43 - 35		19611
66	03/07/2009	@ Philadelphia	L	33-29-04	1-4	10	15	0-4	4-5	28-44	60 - 39		16064
67	03/10/2009	Washington	O*	33-29-05	1-2	20	91	0-2	3-3	21-32	30 - 39		16241
68	03/12/2009	NY Rangers	L	33-30-05	2-4	6p,71	18	1-6	4-4	33-18	35 - 30		13197
69	03/14/2009	@ Phoenix	W	34-30-05	2-0	71,11	71	0-3	3-3	30-29	35 - 31		17810
70	03/16/2009	@ Los Angeles	W	35-30-05	4-3	6,29p,26,28	28	1-4	3-4	24-31	35 - 35		16181
71	03/18/2009	@ Anaheim	O*	35-30-06	3-4	29p,71p,29	8	2-3	2-5	26-38	20 - 35		17496
72	03/19/2009	@ San Jose	O**	35-30-07	2-3	29,38s	14	0-2	3-4	32-19	35 - 35		16418
73	03/24/2009	Anaheim	O**	35-30-08	1-2	6p	8	1-3	1-1	33-31	35 - 20		16562
74	03/26/2009	San Jose	W	36-30-08	3-2	14p,10,5	5	1-4	2-4	28-27	35 - 32		17113+
75	03/28/2009	Los Angeles	W*	37-30-08	4-3	48,29s,6,26p	26	1-4	2-2	26-36	35 - 30		20066
76	03/29/2009	@ Detroit	W	38-30-08	4-3	26p,29,25,20p	20	2-3	3-4	22-33	1 - 35		14495
77	03/31/2009	@ Columbus	L	38-31-08	1-2	48	14	0-2	2-2	26-32	39 - 35		21628
78	04/03/2009	@ Chicago	L	38-32-08	1-3	48	19	0-1	2-2	33-23	35 - 1		16750
79	04/04/2009	Columbus	W**	39-32-08	5-4	6,19,19p,14,4x	4	1-7	2-3	24-28	39 - 35		17113+
80	04/07/2009	Chicago	L	39-33-08	2-4	38p,19	88	1-2	1-1	25-26	35 - 30		20066
81	04/09/2009	@ Detroit	W**	40-33-08	4-3	12,19,71p,19x	19	1-6	2-4	35-37	32 - 35		18568
82	04/10/2009	@ Minnesota	L	40-34-08	4-8	19,19,6p,26	47	1-4	2-5	35-37	29 - 31		17462

* overtime, **shootout, & +sellout
P- power-play goal, S- shorthanded goal, X- empty-net goal

2008-09

GOALS & SHOTS BY PERIOD

			PREDATORS GOALS						PREDATORS SHOTS					OPPONENTS GOALS						OPPONENTS SHOTS				
#	Date	Opp.	1st	2nd	3rd	OT	SO	T	1st	2nd	3rd	OT	T	1st	2nd	3rd	OT	SO	T	1st	2nd	3rd	OT	T
1	10/10	@STL	1	1	0	-	-	2	5	12	5	-	22	2	3	0	-	-	5	10	8	4	-	22
2	10/11	DAL	2	0	1	-	-	3	15	9	8	-	32	1	0	0	-	-	1	6	7	7	-	20
3	10/13	@CHI	2	0	0	0	1	3	11	7	7	2	27	1	1	0	0	0	2	10	11	4	0	25
4	10/15	@DAL	0	3	1	-	-	4	5	8	6	-	19	1	3	2	-	-	6	6	14	8	-	28
5	10/17	@CBJ	0	2	1	-	-	3	10	6	14	-	30	3	1	1	-	-	5	10	5	13	-	28
6	10/18	CBJ	3	1	2	-	-	6	8	5	17	-	30	0	2	1	-	-	3	5	7	14	-	26
7	10/23	CGY	0	3	0	-	-	3	14	10	14	-	38	0	1	4	-	-	5	4	11	12	-	27
8	10/25	L.A	3	0	2	-	-	5	17	2	8	-	27	0	2	2	-	-	4	5	11	14	-	30
9	10/28	@WSH	1	1	1	0	0	3	4	7	15	0	26	2	0	1	0	1	4	19	7	3	3	32
10	10/30	EDM	1	1	1	-	-	3	7	10	8	-	25	0	1	0	-	-	1	10	11	7	-	28
11	11/1	FLA	1	0	1	0	1	3	10	9	10	3	32	1	1	0	0	0	2	8	6	10	2	26
12	11/4	@VAN	0	0	0	-	-	0	11	9	4	-	24	0	1	3	-	-	4	11	15	13	-	39
13	11/6	@CGY	0	3	3	-	-	6	14	7	8	-	29	4	2	1	-	-	7	10	11	8	-	29
14	11/8	@COL	0	0	0	-	-	0	8	9	9	-	26	0	1	0	-	-	1	5	8	7	-	20
15	11/11	@S.J	0	1	2	1	-	4	6	12	8	3	29	1	1	1	0	-	3	21	22	12	2	57
16	11/14	@ANA	2	0	1	1	-	4	12	11	10	2	35	2	0	1	0	-	3	9	9	14	3	35
17	11/15	@L.A	0	1	2	-	-	3	5	9	8	-	22	0	1	0	-	-	1	12	15	7	-	34
18	11/17	S.J	0	0	1	-	-	1	5	12	16	-	33	2	2	0	-	-	4	14	10	8	-	32
19	11/21	@T.B	1	0	0	-	-	1	11	15	9	-	35	3	1	0	-	-	4	10	7	7	-	24
20	11/23	@CAR	1	3	1	-	-	5	5	12	13	-	30	0	0	2	-	-	2	8	8	10	-	26
21	11/25	STL	0	0	0	0	0	0	15	12	11	9	47	0	0	0	0	1	1	7	6	3	1	17
22	11/28	@ATL	1	1	1	1	-	4	4	7	13	2	26	1	1	1	0	-	3	10	8	7	0	25
23	11/29	MIN	0	1	1	-	-	2	7	12	8	-	27	2	2	2	-	-	6	7	13	9	-	29
24	12/1	@BUF	0	0	2	-	-	2	11	5	11	-	27	0	0	0	-	-	0	10	9	11	-	30
25	12/4	COL	3	0	0	-	-	3	11	7	6	-	24	2	0	0	-	-	2	6	6	9	-	21
26	12/6	MIN	0	0	1	-	-	1	18	14	11	-	43	0	0	0	-	-	0	4	16	12	-	32
27	12/8	@STL	1	2	0	-	-	3	5	15	1	-	21	1	2	3	-	-	6	9	10	7	-	26
28	12/9	VAN	1	0	0	-	-	1	7	4	10	-	21	1	0	2	-	-	3	10	11	7	-	28
29	12/11	@CBJ	0	0	1	0	0	1	5	9	7	5	26	0	0	1	0	1	2	10	11	13	2	36
30	12/13	DAL	1	0	2	-	-	3	15	12	11	-	38	0	0	0	-	-	0	11	8	8	-	27
31	12/18	@PHX	0	1	0	-	-	1	6	14	11	-	31	1	0	1	-	-	2	7	12	8	-	27
32	12/20	NYI	1	0	0	-	-	1	10	8	10	-	28	0	0	0	-	-	0	10	8	5	-	23
33	12/23	@FLA	0	0	0	-	-	0	12	6	9	-	27	0	1	2	-	-	3	15	17	11	-	43
34	12/26	DET	1	2	0	-	-	3	12	11	8	-	31	1	0	1	-	-	2	15	10	15	-	40
35	12/28	@EDM	2	0	0	-	-	2	10	12	8	-	30	2	3	0	-	-	5	10	12	11	-	33
36	12/29	@COL	0	1	0	-	-	1	6	15	5	-	26	2	2	1	-	-	5	8	6	7	-	21
37	1/1	VAN	0	1	0	-	-	1	5	17	10	-	32	1	0	1	-	-	2	9	6	17	-	32
38	1/3	CGY	1	1	0	-	-	2	10	11	5	-	26	1	0	2	-	-	3	14	5	7	-	26
39	1/6	COL	1	0	0	-	-	1	12	5	6	-	23	1	1	0	-	-	2	7	7	7	-	21
40	1/8	PIT	0	3	2	-	-	5	13	17	5	-	35	1	2	0	-	-	3	5	5	15	-	25
41	1/10	CHI	1	1	2	-	-	4	15	12	11	-	38	0	0	1	-	-	1	5	14	16	-	35
	1st Half Totals:		32	34	32	3	--	101	392	406	374	26	1198	40	38	37	0	--	115	382	403	387	13	1185
	1st Half Avg:		0.8	0.8	0.8	--	--	2.5	9.6	9.9	9.1	--	29.2	1.0	0.9	0.9	--	--	2.9	9.3	9.8	9.4	--	28.9

GOALS & SHOTS BY PERIOD

			PREDATORS GOALS						PREDATORS SHOTS					OPPONENTS GOALS						OPPONENTS SHOTS				
#	Date	Opp.	1st	2nd	3rd	OT	SO	T	1st	2nd	3rd	OT	T	1st	2nd	3rd	OT	SO	T	1st	2nd	3rd	OT	T
42	1/11	@CHI	1	0	0	-	-	1	9	6	12	-	27	1	1	1	-	-	3	13	8	12	-	33
43	1/13	@TOR	0	0	2	-	-	2	8	8	7	-	23	0	0	0	-	-	0	6	7	4	-	17
44	1/15	@MTL	0	1	1	-	-	2	6	10	9	-	25	1	1	1	-	-	3	12	2	6	-	20
45	1/17	ATL	0	1	1	-	-	2	10	12	11	-	33	4	1	2	-	-	7	13	9	10	-	32
46	1/19	N.J	0	0	1	-	-	1	14	8	12	-	34	0	2	1	-	-	3	8	15	12	-	35
47	1/28	@VAN	1	2	2	-	-	5	12	19	7	-	38	0	3	0	-	-	3	4	10	13	-	27
48	1/30	@CGY	0	0	1	-	-	1	5	13	11	-	29	0	2	1	-	-	3	15	9	8	-	32
49	2/1	@EDM	0	1	1	-	-	2	8	15	6	-	29	0	0	1	-	-	1	11	13	9	-	33
50	2/3	PHX	1	1	0	-	-	2	8	11	5	-	24	0	0	1	-	-	1	10	7	13	-	30
51	2/5	ANA	1	2	1	-	-	4	11	11	12	-	34	1	1	0	-	-	2	11	13	6	-	30
52	2/6	@MIN	0	1	1	-	-	2	5	15	6	-	26	0	0	0	-	-	0	4	6	12	-	22
53	2/8	@DAL	0	1	0	-	-	1	8	13	5	-	26	2	0	2	-	-	4	6	8	8	-	22
54	2/10	DET	0	2	1	-	-	3	8	6	7	-	21	2	1	2	-	-	5	27	14	10	-	51
55	2/12	STL	1	0	2	0	1	4	14	5	13	2	34	2	1	0	0	0	3	7	13	7	0	27
56	2/14	BOS	1	1	0	0	1	3	11	6	10	4	31	0	1	1	0	0	2	6	10	8	1	25
57	2/16	OTT	0	0	0	-	-	0	8	8	8	-	24	2	0	0	-	-	2	13	4	7	-	24
58	2/18	@DET	1	1	0	-	-	2	7	11	7	-	25	2	2	2	-	-	6	16	13	12	-	41
59	2/19	STL	1	0	0	0	-	1	12	9	8	0	29	0	1	0	1	-	2	7	10	12	7	36
60	2/21	@STL	0	0	0	1	-	1	6	8	7	1	22	0	0	0	0	-	0	9	12	9	0	30
61	2/24	CHI	0	1	4	-	-	5	9	7	13	-	29	0	3	0	-	-	3	7	14	11	-	32
62	2/26	PHX	1	1	2	-	-	4	19	15	13	-	47	0	1	0	-	-	1	10	10	6	-	26
63	2/28	DET	5	1	2	-	-	8	14	6	3	-	23	0	0	0	-	-	0	11	14	5	-	30
64	3/3	EDM	2	1	2	1	-	6	13	16	11	3	43	2	0	3	0	-	5	14	4	10	0	28
65	3/5	CBJ	0	3	1	-	-	4	6	11	6	-	23	0	2	0	-	-	2	13	10	10	-	33
66	3/7	@PHI	0	0	1	-	-	1	8	18	6	-	32	0	2	2	-	-	4	11	8	7	-	26
67	3/10	WSH	1	0	0	0	-	1	10	9	8	1	28	0	1	0	1	-	2	13	10	17	4	44
68	3/12	NYR	2	0	0	-	-	2	10	5	6	-	21	1	2	1	-	-	4	6	17	9	-	32
69	3/14	@PHX	0	1	1	-	-	2	10	16	7	-	33	0	0	0	-	-	0	4	4	10	-	18
70	3/16	@L.A	1	2	1	-	-	4	6	12	12	-	30	1	1	1	-	-	3	12	11	6	-	29
71	3/18	@ANA	1	1	1	0	-	3	7	9	8	0	24	1	1	1	1	-	4	10	11	8	2	31
72	3/19	@S.J	2	0	0	0	0	2	8	11	6	1	26	2	0	0	0	1	3	14	12	8	4	38
73	3/24	ANA	0	0	1	0	0	1	4	9	15	4	32	0	1	0	0	1	2	5	8	4	2	19
74	3/26	S.J	0	3	0	-	-	3	10	16	7	-	33	1	1	0	-	-	2	7	11	13	-	31
75	3/28	L.A	1	0	2	1	-	4	9	10	6	3	28	1	1	1	0	-	3	11	5	8	3	27
76	3/29	@DET	1	0	3	-	-	4	9	3	14	-	26	1	1	1	-	-	3	9	16	11	-	36
77	3/31	@CBJ	1	0	0	-	-	1	6	9	7	-	22	1	0	1	-	-	2	17	5	11	-	33
78	4/3	@CHI	1	0	0	-	-	1	7	12	7	-	26	1	1	1	-	-	3	9	15	8	-	32
79	4/4	CBJ	1	2	1	0	1	5	8	12	9	4	33	2	1	1	0	0	4	12	2	7	2	23
80	4/7	CHI	1	0	1	-	-	2	7	9	8	-	24	0	3	1	-	-	4	10	11	7	-	28
81	4/9	@DET	0	1	2	0	1	4	10	5	8	2	25	1	1	1	0	0	3	4	14	7	1	26
82	4/10	@MIN	1	1	2	-	-	4	11	12	12	-	35	2	3	3	-	-	8	16	13	8	-	37
		2nd Half Totals:	30	32	41	3	--	106	371	426	355	25	1177	34	43	33	3	--	113	423	408	369	26	1226
		2nd Half Avg:	0.7	0.8	1.0	--	--	2.6	9.0	10.4	8.7	--	28.7	0.8	1.0	0.8	--	--	2.8	10.3	10.0	9.0	--	29.9
		Final Totals:	62	66	73	6	--	207	763	832	729	51	2375	74	81	70	3	--	228	805	811	756	39	2411
		Final Averages:	0.8	0.8	0.9	--	--	2.6	9.3	10.1	8.9	--	29.0	0.9	1.0	0.9	--	--	2.8	9.8	9.9	9.2	--	29.4

2008-09

SCORING BREAKDOWN

			HOME			ROAD			EVEN STRENGTH			POWER PLAY			SHORTHANDED			TOTAL		
POS	NO.	PLAYER	G	A	PTS	G	A	PTS	G	A	PTS	G	A	PTS	G	A	PTS	G	A	PTS
C	19	Jason Arnott	17	17	34	16	7	23	24	16	40	9	8	17	0	0	0	33	24	57
R	3	Wade Belak	0	2	2	0	0	0	0	2	2	0	0	0	0	0	0	0	2	2
C	14	Radek Bonk	7	9	16	2	7	9	3	12	15	6	3	9	0	1	1	9	16	25
D	7	Greg de Vries	0	1	1	1	3	4	1	4	5	0	0	0	0	0	0	1	4	5
R	71	J.P. Dumont	4	24	28	12	25	37	11	32	43	5	17	22	0	0	0	16	49	65
R	10	Martin Erat	9	22	31	8	11	19	14	18	32	3	13	16	0	2	2	17	33	50
L	38	Vernon Fiddler	6	1	7	5	5	10	8	5	13	1	0	1	2	1	3	11	6	17
D	2	Dan Hamhuis	1	16	17	2	7	9	1	17	18	1	5	6	1	1	2	3	23	26
R	27	Patric Hornqvist	1	2	3	1	3	4	2	4	6	0	1	1	0	0	0	2	5	7
R	28	Ryan Jones	4	5	9	3	5	8	5	6	11	2	4	6	0	0	0	7	10	17
D	8	Kevin Klein	2	5	7	2	3	5	3	8	11	1	0	1	0	0	0	4	8	12
D	4	Ville Koistinen	1	4	5	2	4	6	2	4	6	1	4	5	0	0	0	3	8	11
C	11	David Legwand	15	13	28	5	9	14	16	15	31	1	6	7	3	1	4	20	22	42
C	12	Scott Nichol	0	2	2	4	4	8	4	3	7	0	0	0	0	3	3	4	6	10
C	48	Cal O'Reilly	1	1	2	2	1	3	3	2	5	0	0	0	0	0	0	3	2	5
R	41	Jed Ortmeyer	0	0	0	0	0	0	0	0	0	0	0	0	0	0	0	0	0	0
C	37	Rich Peverley	2	2	4	0	5	5	2	5	7	0	2	2	0	0	0	2	7	9
L	42	Antti Pihlstrom	1	4	5	1	1	2	1	5	6	1	0	1	0	0	0	2	5	7
C	53	Mike Santorelli	0	0	0	0	0	0	0	0	0	0	0	0	0	0	0	0	0	0
R	25	Jerred Smithson	3	7	10	1	2	3	4	9	13	0	0	0	0	0	0	4	9	13
L	26	Steve Sullivan	6	14	20	5	7	12	8	14	22	3	7	10	0	0	0	11	21	32
D	44	Alexander Sulzer	0	0	0	0	0	0	0	0	0	0	0	0	0	0	0	0	0	0
D	20	Ryan Suter	3	18	21	4	20	24	4	23	27	3	15	18	0	0	0	7	38	45
C	74	Nick Tarnasky	0	1	1	0	0	0	0	1	1	0	0	0	0	0	0	0	1	1
R	22	Jordin Tootoo	3	6	9	1	6	7	4	11	15	0	1	1	0	0	0	4	12	16
R	29	Joel Ward	9	11	20	8	7	15	12	16	28	3	1	4	2	1	3	17	18	35
D	6	Shea Weber	13	15	28	10	15	25	12	20	32	10	9	19	1	1	2	23	30	53
D	5	Greg Zanon	4	3	7	0	4	4	4	6	10	0	0	0	0	1	1	4	7	11
		TEAM TOTALS	**112**	**205**	**317**	**95**	**161**	**256**	**148**	**258**	**406**	**50**	**96**	**146**	**9**	**12**	**21**	**207**	**366**	**573**

GOALS BREAKDOWN

HAT TRICKS

For: 1

Date	Player	Opponent	
2/28/09	Jason Arnott	vs. Detroit (W, 8-0)	Chris Osgood

Against: 3

Date	Player	Opponent	
10/15/08	Fabian Brunnstrom	at Dallas (L, 4-6)	Dan Ellis
10/23/08	Jarome Iginla	vs. Calgary (L, 3-5)	Dan Ellis
12/8/08	B.J. Crombeen	at St. Louis (L, 3-6)	Pekka Rinne

PENALTY SHOTS

For: 1 (1 goal)

Date	Player	Opponent	Result
11/6/08	Vernon Fiddler	at Calgary (L, 6-7)	GOAL

Against: 0 (0 goals)

Date	Goalie	Opponent	Result

EMPTY NET GOALS

For: 7

Opp. pulls goalie in final five minutes: (25 times, 1 EX, 7 EN)

Date	Player	Opponent
11/15/08	Shea Weber	at Los Angeles (W, 3-1)
12/13/08	Joel Ward	vs. Dallas (W, 3-0)
1/8/09	Greg Zanon	vs. Pittsburgh (W, 5-3)
1/10/09	David Legwand	vs. Chicago (W, 4-1)
1/28/09	David Legwand	at Vancouver (W, 5-3)
2/5/09	Vernon Fiddler	vs. Anaheim (W, 4-2)
3/14/09	David Legwand	at Phoenix (W, 2-0)

Against: 13

Predators pull goalie in final five minutes: (26 times, 2 EX, 13 EN)

Date	Player	Opponent
10/15/08	Mike Modano	at Dallas (L, 4-6)
10/23/08	Jarome Iginla	vs. Calgary (L, 6-7)
12/8/08	B.J. Crombeen	at St. Louis (L, 3-6)
12/9/08	Alex Burrows	vs. Vancouver (L, 3-6)
12/23/08	Michael Frolik	at Florida (L, 0-3)
1/11/09	Martin Havlat	at Chicago (L, 1-3)
1/19/09	Zach Parise	vs. New Jersey (L, 1-3)
2/8/09	Steve Ott	at Dallas (L, 1-4)
2/10/09	Pavel Datsyuk	vs. Detroit (L, 3-5)
4/3/09	Martin Havlat	at Chicago (L, 1-3)
4/7/09	Martin Havlat	vs. Chicago (L, 2-4)
4/10/09	Cal Clutterbuck	at Minnesota (L, 4-8)
4/10/09	Marek Zidlicky	at Minnesota (L, 4-8)

EXTRA ATTACKER GOALS

For: 2

Date	Player	Opponent
2/12/09	Jason Arnott	vs. St. Louis (W, 4-3 SO)
4/9/09	J.P. Dumont	at Detroit (W, 4-3 SO)

Against: 1

Date	Player	Opponent
2/14/09	Zdeno Chara	vs. Boston (W, 3-2 SO)

SHORTHANDED GOALS

For: 9

Date	Player	Opponent
10/18/08	Joel Ward	vs. Columbus (W, 6-3)
11/6/08	Vernon Fiddler	at Calgary (L, 6-7)
11/6/08	Shea Weber	at Calgary (L, 6-7)
11/17/08	David Legwand	vs. San Jose (L, 1-4)
11/28/08	Dan Hamhuis	at Atlanta (W, 4-3 OT)
1/8/09	David Legwand	vs. Pittsburgh (W, 5-3)
2/14/09	David Legwand	vs. Boston (W, 3-2 SO)
3/19/09	Vernon Fiddler	at San Jose (L, 2-3 SO)
3/28/09	Joel Ward	vs. Los Angeles (W, 4-3 OT)

Against: 8

Date	Player	Opponent
10/28/08	David Steckel	at Washington (L, 3-4 SO)
11/6/08	Craig Conroy	at Calgary (L, 6-7)
12/4/08	Wojtek Wolski	vs. Colorado (W, 3-2)
1/17/09	Jim Slater	vs. Atlanta (L, 2-7)
2/8/09	Brian Sutherby	at Dallas (L, 1-4)
3/12/09	Fredrik Sjostrom	vs. N.Y. Rangers (L, 2-4)
3/29/09	Henrik Zetterberg	at Detroit (W, 4-3)
4/10/09	Mikko Koivu	at Minnesota (L, 4-8)

Overall record:	40-34-8
Home record:	24-13-4
Road record:	16-21-4
Overtime record:	6-3
Shootout record:	6-5
1-goal game record:	22-8-8
2-goal game record:	12-12
3-goal game record:	6-14
Scoring first:	29-9-3
Opp. scoring first:	11-25-5
Leading after 1 period:	15-2-2
Trailing after 1 period:	6-17-1
Tied after 1 period:	19-15-5
Leading after 2 periods:	22-2-0
Trailing after 2 periods:	7-27-1
Tied after 2 periods:	11-5-7
Outshooting opponent:	25-12-2
Outshot:	14-17-6
Even shots:	1-5-0
1st half of back-to-backs:	6-6-1
2nd half of back-to-backs:	6-5-2
Evening games:	37-33-8
Afternoon games:	3-1-0
Weeknight games:	22-25-7
Weekend games:	18-9-1
October:	5-4-1
November:	6-6-1
December:	6-6-1
January:	4-8-0
February:	10-4-1
March:	7-3-4
April:	2-3-0
Sunday:	3-3-0
Monday:	3-5-0
Tuesday:	5-7-4
Wednesday:	1-2-1
Thursday:	9-6-3
Friday:	4-6-0
Saturday:	15-5-0

GOALS BY PERIOD	1	2	3	OT	T	
PREDATORS	62	66	73	6	207	(2.5 avg.)
Opponents	74	81	70	3	228	(2.8 avg.)

SHOTS BY PERIOD	1	2	3	OT	T	
PREDATORS	763	832	729	51	2375	(29.0 avg.)
Opponents	805	811	756	39	2411	(29.4 avg.)

POWER PLAY	G	ATT	PCT	
Overall	50	318	15.7	(25th NHL)
Home	27	167	16.2	(23rd NHL)
Road	23	151	15.2	(23rd NHL)

8 SHORTHANDED GOALS ALLOWED (T-14th NHL)

PENALTY KILLING	G	TSH	PCT	
Overall	59	338	82.5	(10th NHL)
Home	17	150	88.7	(2nd NHL)
Road	42	188	77.7	(27th NHL)

9 SHORTHANDED GOALS SCORED (T-9th NHL)

PENALTIES	GP	MIN	AVG	
PREDATORS	82	994	12.1	(5th fewest NHL)

SITUATIONAL GOALS FOR AND AGAINST	GF	GA
Five-on-Five	134	142
Five-on-Four	41	8
Five-on-Three	6	0
Four-on-Four	7	6
Four-on-Three	3	0
Three-on-Three	0	0
Three-on-Four	0	3
Three-on-Five	0	12
Four-on-Five	8	44
Empty-net goals	7	13
Penalty-shot goals	1	0

WHEN PREDATORS SCORE:	W	L	OT
0 goals	0	4	1
1 goal	3	14	4
2 goals	6	9	1
3 goals	10	4	2
4 goals	12	2	0
5 goals	6	0	0
6 goals	2	1	0
7 goals	0	0	0
8 or more goals	1	0	0
Totals	**40**	**34**	**8**

WHEN OPPOSITION SCORES:	W	L	OT
0 goals	9	0	0
1 goal	5	1	1
2 goals	7	5	4
3 goals	14	8	1
4 goals	2	7	2
5 goals	2	6	0
6 goals	1	4	0
7 goals	0	2	0
8 or more goals	0	1	0
	40	**34**	**8**

2008-09 VS. NHL

EASTERN CONFERENCE

ATLANTIC DIVISION	Home			Road			Overall		
Team	**W**	**L**	**OT**	**W**	**L**	**OT**	**W**	**L**	**OT**
New Jersey Devils	0	1	0	0	0	0	0	1	0
New York Islanders	1	0	0	0	0	0	1	0	0
New York Rangers	0	1	0	0	0	0	0	1	0
Philadelphia Flyers	0	0	0	0	1	0	0	1	0
Pittsburgh Penguins	1	0	0	0	0	0	1	0	0
Totals vs. Atlantic Division	**2**	**2**	**0**	**0**	**1**	**0**	**2**	**3**	**0**
NORTHEAST DIVISION	Home			Road			Overall		
Team	**W**	**L**	**OT**	**W**	**L**	**OT**	**W**	**L**	**OT**
Boston Bruins	1	0	0	0	0	0	1	0	0
Buffalo Sabres	0	0	0	1	0	0	1	0	0
Montreal Canadiens	0	0	0	0	1	0	0	1	0
Ottawa Senators	0	1	0	0	0	0	0	1	0
Toronto Maple Leafs	0	0	0	1	0	0	1	0	0
Totals vs. Northeast Division	**1**	**1**	**0**	**2**	**1**	**0**	**3**	**2**	**0**
SOUTHEAST DIVISION	Home			Road			Overall		
Team	**W**	**L**	**OT**	**W**	**L**	**OT**	**W**	**L**	**OT**
Atlanta Thrashers	0	1	0	1	0	0	1	1	0
Carolina Hurricanes	0	0	0	1	0	0	1	0	0
Florida Panthers	1	0	0	0	1	0	1	1	0
Tampa Bay Lightning	0	0	0	0	1	0	0	1	0
Washington Capitals	0	0	1	0	0	1	0	0	2
Totals vs. Southeast Division	**1**	**1**	**1**	**2**	**2**	**1**	**3**	**3**	**2**
Totals vs. Eastern Conference	**4**	**4**	**1**	**4**	**4**	**1**	**8**	**8**	**2**

WESTERN CONFERENCE

CENTRAL DIVISION	Home			Road			Overall		
Team	**W**	**L**	**OT**	**W**	**L**	**OT**	**W**	**L**	**OT**
Chicago Blackhawks	2	1	0	1	2	0	3	3	0
Columbus Blue Jackets	3	0	0	0	2	1	3	2	1
Detroit Red Wings	2	1	0	2	1	0	4	2	0
St. Louis Blues	1	0	2	1	2	0	2	2	2
Totals vs. Central Division	**8**	**2**	**2**	**4**	**7**	**1**	**12**	**9**	**3**
NORTHWEST DIVISION	Home			Road			Overall		
Team	**W**	**L**	**OT**	**W**	**L**	**OT**	**W**	**L**	**OT**
Calgary Flames	0	2	0	0	2	0	0	4	0
Colorado Avalanche	1	1	0	0	2	0	1	3	0
Edmonton Oilers	2	0	0	1	1	0	3	1	0
Minnesota Wild	1	1	0	1	1	0	2	2	0
Vancouver Canucks	0	2	0	1	1	0	1	3	0
Totals vs. Northwest Division	**4**	**6**	**0**	**3**	**7**	**0**	**7**	**13**	**0**
PACIFIC DIVISION	Home			Road			Overall		
Team	**W**	**L**	**OT**	**W**	**L**	**OT**	**W**	**L**	**OT**
Anaheim Ducks	1	0	1	1	0	1	2	0	2
Dallas Stars	2	0	0	0	2	0	2	2	0
Los Angeles Kings	2	0	0	2	0	0	4	0	0
Phoenix Coyotes	2	0	0	1	1	0	3	1	0
San Jose Sharks	1	1	0	1	0	1	2	1	1
Totals vs. Pacific Division	**8**	**1**	**1**	**5**	**3**	**2**	**13**	**4**	**3**
Totals vs. Western Conference	**20**	**9**	**3**	**12**	**17**	**3**	**32**	**26**	**6**

HIGHS & LOWS

TEAM RECORDS

2008-09 Season	GOALS	Franchise Record
8 – 2/28/09 in 8-0 win vs. Detroit	Most goals scored, game	9 – twice, last 3/18/06 in 9-4 win vs. Calgary
8 – 4/10/09 in 8-4 loss at Minnesota	Most goals allowed, game	8 – five times, last 4/10/09 in 8-4 loss at Minnesota
13 – 11/6/08 in 7-6 loss at Calgary	Most goals by both teams, game	14 – 10/5/06 in 8-6 loss vs. Chicago
5 – 2/28/09 in 1st per. of 8-0 win vs. Detroit	Most goals scored, period	6 – 12/17/05 in 2nd per. of 7-3 win vs. Columbus
4 – three times, last 1/17/09 in 1st per. of 7-2 loss vs. Atlanta	Most goals allowed, period	4 – 27 times, last 1/17/09 in 1st per. of 7-2 loss vs. Atlanta
3 – 1/28/09 in 5-3 win at Vancouver	Most power play goals scored, game	6 – 3/4/04 in 9-4 win at Pittsburgh
5 – twice, last 2/18/09 in 6-2 loss at Detroit	Most power play goals allowed, game	5 – three times, last 2/18/09 in 6-2 loss at Detroit
2 – 11/6/08 in 7-6 loss at Calgary	Most shorthanded goals scored, game	2 – four times, last 11/6/08 in 7-6 loss at Calgary
1 – eight times, last 4/10/09 in 8-4 loss at Minnesota	Most shorthanded goals allowed, game	2 – twice, last 3/2/02 in 5-2 loss at Calgary
2008-09 Season	**SHOTS**	**Franchise Record**
47 – twice, last 2/26/09 in 4-1 win vs. Phoenix	Most shots, game	52 – 10/14/99 in 5-1 loss vs. San Jose
57 – 11/11/08 in 4-3 OT win at San Jose	Most shots allowed, game	57 – twice, last 11/11/08 in 4-3 OT win at San Jose
86 – 11/11/08 in 4-3 OT win at San Jose (S.J. 57, NSH 29)	Most shots by both teams, game	90 – 11/16/06 in 7-6 loss vs. Minnesota (NSH 45, MIN 45)
19 – twice, last 2/26/09 in 1st per. of 4-1 win vs. Phoenix	Most shots, period	23 – 2/28/04 in 2nd per. of 2-1 win vs. NY Rangers
27 – 2/10/09 in 1st per. of 5-3 loss vs. Detroit	Most shots allowed, period	27 – twice, last 2/10/09 in 1st per. of 5-3 loss vs. Detroit
19 – 10/15/08 in 6-4 loss at Dallas	Fewest shots, game	9 – 1/27/01 in 5-1 loss vs. Colorado
17 – twice, last 1/13/09 in 2-0 win at Toronto	Fewest shots allowed, game	12 – 3/4/03 in 2-1 loss at St. Louis
1 – 12/8/08 in 3rd per. of 6-3 loss at St. Louis	Fewest shots, period	1 – four times, last 12/8/08 in 3rd per. of 6-3 loss at St. Louis
2 – twice, last 4/4/09 in 2nd per. of 5-4 SO win vs. Columbus	Fewest shots allowed, period	0 – 2/16/08 in 3rd period of 2-1 OT win vs. St. Louis
2008-09 Season	**PENALTY MINUTES**	**Franchise Record**
46 – 11/29/08 in 6-2 loss vs. Minnesota	Most penalty minutes, game	95 – 10/25/05 in 5-3 win vs. Chicago
48 – 10/11/08 in 3-1 win vs. Dallas	Most penalty minutes by opponents, game	125 – 10/30/03 in 5-3 win vs. Detroit
82 – 10/11/08 in 3-1 win vs. Dallas (DAL 48, NSH 34)	Most penalty minutes by both teams, game	210 – 10/30/03 in 5-3 win vs. Detroit (DET 125, NSH 85)
2008-09 Season	**WINS & LOSSES**	**Franchise Record**
8 – 2/28/09 in 8-0 win vs. Detroit	Largest margin of victory	8 – 2/28/09 in 8-0 win vs. Detroit
5 – 1/17/09 in 7-2 loss vs. Atlanta	Largest margin of defeat	8 – 1/11/99 in 8-0 loss at Philadelphia
6 – 2/21-3/5/09	Longest winning streak	8 – 10/5-10/25/05
5 – 12/28/08-1/6/09	Longest losing streak	7 – 11/20-12/2/99
2008-09 Season	**SHOOTOUTS**	**Franchise Record**
2 – three times, last 4/9/09 in 4-3 SO win at Detroit	Most shootout goals, game	4 – 3/21/06 in 3-2 win vs. Detroit
4 – four times, last 4/9/09 in 4-3 SO win at Detroit	Most shootouts attempts, game	6 – 3/21/06 in 3-2 win vs. Detroit
2 – four times, last 3/19/09 in 3-2 SO loss at San Jose	Most shootout goals against, game	3 – three times, last 4/3/07 in 3-2 loss vs. Chicago
4 – four times, last 4/9/09 in 4-3 SO win at Detroit	Most shootout attempts against, game	6 – 3/21/06 in 3-2 win vs. Detroit

INDIVIDUAL RECORDS

2008-09 Season	GOALS	Franchise Record
3 – Jason Arnott, 2/28/09 vs. Detroit	Most goals scored, game	3 – 16 times, last Jason Arnott, 2/28/09 vs. Detroit
3 – three times, last B.J. Crombeen 12/8/08 at St. Louis	Most goals by an opponent, game	3 – 24 times, last last B.J. Crombeen, 12/8/08 at St. Louis
2 – three times, last Jason Arnott, 4/4/09 vs. Columbus (2nd per.)	Most goals scored, period	3 – twice, last Steve Sullivan, 12/14/06 vs. Ottawa (2nd per.)
2 – eight times, last M.A. Bergeron, 4/10/09 at Minnesota (2nd per.)	Most goals by an opponent, period	2 – 64 times, last M.A. Bergeron, 4/10/09 at Minnesota (2nd per.)
2008-09 Season	**ASSISTS**	**Franchise Record**
4 – Martin Erat, 3/28/09 vs. Los Angeles	Most assists, game	5 – Marek Zidlicky, 2/18/04 vs. San Jose
3 – six times, last Brian Rafalski, 2/10/09 vs. Detroit	Most assists by an opponent, game	5 – twice, last Peter Forsberg, 1/1/03 vs. Colorado
3 – Martin Erat, 2/24/09 vs. Chicago (3rd per.)	Most assists, period	3 – 11 times, last Martin Erat, 2/24/09 vs. Chicago (3rd per.)
2 – 14 times, last Marian Gaborik, 4/10/09 at Minnesota (2nd per.)	Most assists by an opponent, period	4 – Paul Kariya, 12/16/98 at Anaheim (2nd per.)
2008-09 Season	**POINTS**	**Franchise Record**
4 – twice, last Martin Erat (4a), 3/28/09 vs. Los Angeles	Most points, game	5 – twice, last Dan Hamhuis (1g-4a), 3/4/04 at Pittsburgh
4 – twice, last B.J. Crombeen (3g-1a) 12/8/08 at St. Louis	Most points by an opponent, game	6 – Peter Forsberg (1g-5a), 1/1/03 vs. Colorado
3 – twice, last Martin Erat (3a), 2/24/09 vs. Chicago (3rd per.)	Most points, period	3 – 26 times, last Martin Erat (3a), 2/24/09 vs. Chicago (3rd per.)
3 – Craig Conroy (2g-1a), 11/6/08 at Calgary (1st per.)	Most points by an opponent, period	4 – Paul Kariya (4a), 12/16/98 at Anaheim (2nd per.)
2008-09 Season	**SHOTS**	**Franchise Record**
9 – Martin Erat, 2/26/09 vs. Phoenix	Most shots, game	12 – Jason Arnott, 12/4/07 at Toronto
5 – three times, last Martin Erat, 2/26/09 vs. Phoenix (1st per.)	Most shots, period	7 – Jason Arnott, 12/4/07 at Toronto (3rd per.)
2008-09 Season	**PENALTY MINUTES**	**Franchise Record**
17 – Jason Arnott, 12/9/08 vs. Vancouver	Most penalty minutes, game	35 – Jeremy Stevenson, 10/25/05 vs. Chicago
25 – Sean Avery, 10/11/08 vs. Dallas	Most penalty minutes by an opponent, game	34 – twice, last Krzysztof Oliwa, 3/20/04 at Calgary
2008-09 Season	**STREAKS**	**Franchise Record**
4 – four times, last Jason Arnott (6g), 4/4-4/10/09	Longest goal-scoring streak	6 –twice, last Alexander Radulov (7g), 1/21/08-2/2/08
5 – twice, last Steve Sullivan, (6a) 3/26-4/3/09	Longest assist streak	7 – twice, last Kimmo Timonen (8a), 2/23-3/7/03
8 – Ryan Suter, (2g-8a) 3/3-3/18/09	Longest point-scoring streak	16 – J.P. Dumont (8g-14a), 12/29/07-1/31/08
2008-09 Season	**GOALTENDERS**	**Franchise Record**
54 – Dan Ellis, 11/11/08 at San Jose	Most saves, game	54 – Dan Ellis, 11/11/08 at San Jose
47 – Chris Mason, 11/25/08 vs. St. Louis	Most saves by an opposing goaltender, game	51 – Steve Shields, 10/14/99 vs. San Jose
6 – twice, last Pekka Rinne, 2/21-3/5/09	Longest winning streak	7 – twice, last Tomas Vokoun, 10/5-10/25/05
4 – four times, last Dan Ellis, 2/8-3/12/09	Longest losing streak	7 – Chris Mason, 10/10-10/30/07
4 – four times, last Pekka Rinne, 4/9/09 at Detroit	Most shootout attempts against, game	6 – Tomas Vokoun, 3/21/06 at Detroit
2 – four times, last Pekka Rinne, 3/19/09 at San Jose	Most shootout goals against, game	3 – three times, last Chris Mason, 4/3/07 vs. Chicago

THE LAST TIME...

THE LAST TIME...	HOME	ROAD
Predators win in overtime	3/28/09 vs. Los Angeles (4-3, Sullivan, PPG)	2/21/09 at St. Louis (1-0, Weber)
Opponent wins in overtime	3/10/09 vs. Washington (1-2, Fedorov)	3/18/09 at Anaheim (3-4, Selanne)
Predators win via shootout	4/4/09 vs. Columbus (5-4, Koistinen)	4/9/09 at Detroit (4-3, Arnott)
Opponent wins via shootout	3/24/09 vs. Anaheim (1-2, Selanne)	3/19/09 at San Jose (2-3, Cheechoo)
Predators shut out opponent	2/28/09 vs. Detroit (8-0, Rinne)	3/14/09 at Phoenix (2-0, Rinne)
Opponent shut out Predators	2/16/09 vs. Ottawa (0-2, Auld)	12/23/08 at Florida (0-3, Vokoun)
Predators played a scoreless game through overtime	11/25/08 vs. St. Louis (0-1 SO)	3/21/01 at Minnesota (0-0)
Predators had two straight shutouts	3/25/08 vs. Columbus (3-0, Ellis) and 3/28/08 at Columbus (2-0, Ellis)	
Predators were shut out in back-to-back games	10/20/07 at San Jose (0-3, Nabokov) and 10/23/07 at Los Angeles (0-6, LaBarbera)	
Predators had 50-or-more shots	2/21/08 vs. Vancouver (51)	Never
Opponent had 50-or-more shots	2/10/09 vs. Detroit (51)	11/11/08 at San Jose (57)
Predators had 20-or-more shots in a period	1/3/08 vs. Edmonton (1st per., 20)	12/1/07 at Montreal (3rd per., 20)
Opponent had 20-or-more shots in a period	2/10/09 vs. Detroit (1st per., 27)	11/11/08 at San Jose (2nd per., 22)
Predators held an opponent shotless in a per.	2/16/08 vs. St. Louis (3rd per.)	Never
Predators scored three-or-more power-play goals	2/22/07 vs. Montreal (3)	1/28/09 at Vancouver (3)
Opponent scored three-or-more power-play goals	11/29/08 vs. Minnesota (5)	4/10/09 at Minnesota (3)
Predator scored shorthanded	3/28/09 vs. Los Angeles (Fiddler)	3/19/09 at San Jose (Fiddler)
Opponent scored shorthanded	3/12/09 vs. N.Y. Rangers (Sjostrom)	4/10/09 at Minnesota (Koivu)
Predators scored two shorthanded goals	11/18/99 vs. Montreal (Timonen, Walker)	11/6/08 at Calgary (Fiddler, Weber)
Opponent scored two shorthanded goals	Never	3/2/02 at Calgary (Iginla, Clark)
Predator recorded a hat trick	2/28/09 vs. Detroit (Arnott)	3/4/08 at Edmonton (Erat)
Opponent recorded a hat trick	10/23/08 vs. Calgary (Iginla)	12/8/08 at St. Louis (Crombeen)
Predator notched four-or-more points	3/28/09 vs. Los Angeles (Erat, 4a)	11/29/07 at Ottawa (Dumont, 1g-3a)
Opponent notched four-or-more points	2/23/08 vs. Dallas (Ribeiro, 2g-2a & Morrow, 1g-3a)	12/8/08 at St. Louis (Crombeen, 3g-1a)
Predators scored an empty-net goal	2/5/09 vs. Anaheim (Fiddler)	3/14/09 at Phoenix (Legwand)
Opponent scored an empty-net goal	4/7/09 vs. Chicago (Havlat)	4/10/09 at Min. (Clutterbuck, Zidlicky)
Predators scored five-or-more goals	4/4/09 vs. Columbus (5-4 SO)	1/28/09 at Vancouver (5-3)
Opponent scored five-or-more goals	3/3/09 vs. Edmonton (6-5 OT)	4/10/09 at Minnesota (4-8)
Predators won by five-or-more goals	2/28/09 vs. Detroit (8-0)	1/8/08 at Los Angeles (7-0)
Predators lost by five-or-more goals	1/17/09 vs. Atlanta (2-7)	10/23/07 at Los Angeles (0-6)
Predators overcame a two-goal deficit to win	1/8/09 vs. Pittsburgh (5-3)	4/1/08 at St. Louis (4-3)
Predator recorded a point in his NHL debut	2/28/09 vs. Detroit (O'Reilly, assist)	3/4/07 at Anaheim (Peverley, assist)
Predator recorded a point in his Predators' debut	2/28/09 vs. Detroit (O'Reilly, assist)	10/10/08 at St. Louis (Ward, goal)
Predators goaltender credited with a goal	4/15/06 vs. Phoenix (Mason)	Never
Predators goaltender assisted on a goal	2/22/07 vs. Montreal (Vokoun)	11/28/08 at Atlanta (Rinne)
Predators had a penalty shot	2/19/07 vs. Phoenix (Dumont, goal)	11/6/08 at Calgary (Fiddler, goal)
Opponent had a penalty shot	1/3/08 vs. Edmonton (Brodziak, no goal)	2/10/08 at Phoenix (Yandle, no goal)
No penalties against Predators	3/22/08 vs. Chicago	Never
Predators scored GTG or GWG in the final minute of regulation/overtime	2/12/09 vs. St. Louis (Arnott)	4/9/09 at Detroit (Dumont)
Opponent scored GTG or GWG in the final minute of regulation/overtime	1/3/09 vs. Calgary (Bertuzzi)	2/17/08 at Minnesota (Gaborik)
Predators scored with an extra attacker	2/12/09 vs. St. Louis (Arnott)	4/9/09 at Detroit (Dumont)
Opponent scored with an extra attacker	2/14/09 vs. Boston (Chara)	4/10/09 at Minnesota (Fritsche)

SHOOTOUTS

NASHVILLE SHOOTERS

Player	G	ATT	%	GDG
Arnott	1	1	100.00%	1
Koistinen	3	4	75.00%	1
Dumont	1	2	50.00%	0
Erat	2	5	40.00%	1
Fiddler	2	6	33.33%	0
Legwand	1	3	33.33%	1
Peverley	1	4	25.00%	1
Sullivan	1	6	16.67%	1
Bonk	0	2	0.00%	0
TOTALS	**12**	**33**	**36.36%**	**6**

OPPOSING SHOOTERS

PLAYER	G	ATT	%	GDG
Cheechoo (S.J)	1	1	100.00%	1
Hudler (DET)	1	1	100.00%	0
Nylander (WSH)	1	1	100.00%	1
Pavelski (S.J)	1	1	100.00%	0
Perron (STL)	1	1	100.00%	1
Selanne (ANA)	1	1	100.00%	1
Semin (WSH)	1	1	100.00%	0
Voracek (CBJ)	1	1	100.00%	1
Wheeler (BOS)	1	1	100.00%	0
Boyes (STL)	1	2	50.00%	0
Nash (CBJ)	1	2	50.00%	0
Axelsson (BOS)	0	1	0.00%	0
Backstrom (WSH)	0	1	0.00%	0
Bergeron (BOS)	0	1	0.00%	0
Boyle (S.J)	0	1	0.00%	0
Cleary (DET)	0	1	0.00%	0
Datsyuk (DET)	0	1	0.00%	0
Getzlaf (ANA)	0	1	0.00%	0
Havlat (CHI)	0	1	0.00%	0
Horton (FLA)	0	1	0.00%	0
Huselius (CBJ)	0	1	0.00%	0
Kane (CHI)	0	1	0.00%	0
Kessel (BOS)	0	1	0.00%	0
Kozlov (WSH)	0	1	0.00%	0
McDonald (STL)	0	1	0.00%	0
Novotny (CBJ)	0	1	0.00%	0
Olesz (FLA)	0	1	0.00%	0
Oshie (STL)	0	1	0.00%	0
Perry (ANA)	0	1	0.00%	0
Ryan (ANA)	0	1	0.00%	0
Stillman (FLA)	0	1	0.00%	0
Williams (CBJ)	0	1	0.00%	0
Zetterberg (DET)	0	1	0.00%	0
OPP. TOTALS	**11**	**35**	**31.43%**	**5**

Team	Shooter	Goalie	Result	Score
OCTOBER 13, 2008 at CHICAGO				
CHI	Kane	Ellis	S	0-0
NSH	*Peverley*	*Huet*	*G*	*1-0*
CHI	Havlat	Ellis	S	1-0
NSH	Dumont	Huet	G	2-0
(Nashville wins shootout, 2-0)				
OCTOBER 28, 2008 at WASHINGTON				
WSH	Kozlov	Ellis	S	0-0
NSH	Bonk	Theodore	S	0-0
WSH	Semin	Ellis	G	0-1
NSH	Dumont	Theodore	M	0-1
WSH	Backstrom	Ellis	S	0-1
NSH	Koistinen	Theodore	G	1-1
WSH	*Nylander*	*Ellis*	*G*	*1-2*
NSH	Erat	Theodore	S	1-2
(Washington wins shootout, 2-1)				
NOVEMBER 1, 2008 vs. FLORIDA				
FLA	Horton	Rinne	S	0-0
NSH	Peverley	Anderson	S	0-0
FLA	Stillman	Rinne	S	0-0
NSH	*Erat*	*Anderson*	*G*	*1-0*
FLA	Olesz	Rinne	M	1-0
(Nashville wins shootout, 1-0)				
NOVEMBER 25, 2008 vs. ST. LOUIS				
STL	*Perron*	*Ellis*	*G*	*0-1*
NSH	Peverley	C. Mason	S	0-1
STL	Boyes	Ellis	G	0-2
NSH	Koistinen	C. Mason	S	0-2
(St. Louis wins shootout, 2-0)				
DECEMBER 11, 2008 at COLUMBUS				
CBJ	Huselius	Ellis	M	0-0
NSH	Peverley	S. Mason	S	0-0
CBJ	Nash	Ellis	G	0-1
NSH	Fiddler	S. Mason	G	1-1
CBJ	*Voracek*	*Ellis*	*G*	*1-2*
NSH	Erat	S. Mason	S	1-2
(Columbus wins shootout, 2-1)				
FEBRUARY 12, 2009 vs. ST. LOUIS				
STL	Boyes	Rinne	S	0-0
NSH	Legwand	C. Mason	S	0-0
STL	McDonald	Rinne	S	0-0
NSH	*Sullivan*	*C. Mason*	*G*	*1-0*
STL	Oshie	Rinne	S	1-0
(Nashville wins shootout, 1-0)				

Team	Shooter	Goalie	Result	Score
FEBRUARY 14, 2009 vs. BOSTON				
BOS	Wheeler	Rinne	G	0-1
NSH	Fiddler	Fernandez	M	0-1
BOS	Bergeron	Rinne	S	0-1
NSH	Sullivan	Fernandez	S	0-1
BOS	Axelsson	Rinne	M	0-1
NSH	Erat	Fernandez	G	1-1
BOS	Kessel	Rinne	S	1-1
NSH	*Legwand*	*Fernandez*	*G*	*2-1*
(Nashville wins shootout, 2-1)				
MARCH 19, 2009 at SAN JOSE				
S.J	Pavelski	Rinne	G	0-1
NSH	Fiddler	Nabokov	G	1-1
S.J	Boyle	Rinne	S	1-1
NSH	Sullivan	Nabokov	S	1-1
S.J	*Cheechoo*	*Rinne*	*G*	*1-2*
NSH	Legwand	Nabokov	M	1-2
(San Jose wins shootout, 2-1)				
MARCH 24, 2009 vs. ANAHEIM				
ANA	Perry	Rinne	S	0-0
NSH	Fiddler	Giguere	M	0-0
ANA	Getzlaf	Rinne	S	0-0
NSH	Sullivan	Giguere	M	0-0
ANA	Ryan	Rinne	S	0-0
NSH	Erat	Giguere	S	0-0
ANA	*Selanne*	*Rinne*	*G*	*0-1*
NSH	Bonk	Giguere	S	0-1
(Anaheim wins shootout, 1-0)				
APRIL 4, 2009 vs. COLUMBUS				
CBJ	Nash	Rinne	M	0-0
NSH	Fiddler	S. Mason	M	0-0
CBJ	Williams	Rinne	S	0-0
NSH	Sullivan	S. Mason	S	0-0
CBJ	Novotny	Rinne	S	0-0
NSH	*Koistinen*	*S. Mason*	*G*	*1-0*
(Nashville wins shootout, 1-0)				
APRIL 9, 2009 at DETROIT				
DET	Datsyuk	Rinne	S	0-0
NSH	Fiddler	Osgood	M	0-0
DET	Zetterberg	Rinne	S	0-0
NSH	Sullivan	Osgood	S	0-0
DET	Hudler	Rinne	G	0-1
NSH	Koistinen	Osgood	G	1-1
DET	Cleary	Rinne	S	1-1
NSH	*Arnott*	*Osgood*	*G*	*2-1*
(Nashville wins shootout, 2-1)				

G = Goal, M = Missed Shot, S = Shot

NASHVILLE GOALTENDERS

Goalie	G	ATT	%	W-L
Rinne	5	24	79.17%	5-2
Ellis	6	11	45.45%	1-3
TEAM TOTALS	**11**	**35**	**68.57%**	**6-5**

OPPOSING GOALTENDERS

Goalie	G	ATT	%	W-L
Giguere (ANA)	0	4	100.00%	1-0
C. Mason (STL)	1	4	75.00%	1-1
Theodore (WSH)	1	4	75.00%	1-0
Nabokov (S.J)	1	3	66.67%	1-0
S. Mason (CBJ)	2	6	66.67%	1-1
Anderson (FLA)	1	2	50.00%	0-1
Fernandez (BOS)	2	4	50.00%	0-1
Osgood (DET)	2	4	50.00%	0-1
Huet (CHI)	2	2	0.00%	0-1
OPP. TOTALS	**12**	**33**	**63.64%**	**5-6**

PLAYER GAME-BY-GAME SUMMARY

		HAMHUIS	BELAK	KOISTINEN	ZANON	WEBER	de VRIES
Date	Opp	# 2	# 3	# 4	# 5	# 6	# 7
Oct 10	@ STL	0-0 1/1 23:45	-	0-0 0/0 14:20	0-0 0/0 16:48	0-0 1/0 20:59	0-0 1/1 20:59
Oct 11	Vs DAL	0-0 0/-1 3:00	-	DND	0-0 2/0 24:54	1-0 1/1 28:46	0-0 0/-1 22:13
Oct 13	@ CHI	0-0 1/-1 27:06	-	DND	0-0 0/0 17:09	1-0 3/1 28:03	0-0 0/-1 21:36
Oct 15	@ DAL	0-0 0/0 22:43	-	0-0 0/0 11:50	0-0 0/-1 13:50	0-1 1/-2 24:46	0-0 0/0 20:48
Oct 17	@ CBJ	0-0 5/0 24:40	-	DND	0-1 0/2 15:38	0-0 4/-1 22:56	1-0 3/0 19:36
Oct 18	Vs CBJ	0-1 0/-1 15:16	-	0-0 0/0 15:16	0-0 1/-1 22:00	1-3 5/5 21:06	0-0 1/-1 20:26
Oct 23	Vs CGY	0-0 4/-2 22:01	-	DND	1-0 1/0 15:34	0-1 8/-1 27:41	0-0 2/-1 20:50
Oct 25	Vs L.A	0-1 2/-1 27:15	-	0-0 2/1 12:07	0-0 0/1 19:07	0-1 1/0 20:43	0-0 1/-1 20:47
Oct 28	@ WSH	0-0 1/1 24:50	-	1-0 2/0 16:15	0-0 1/0 18:04	0-0 4/0 26:49	0-0 1/0 19:31
Oct 30	Vs EDM	0-0 0/0 23:24	-	0-0 2/1 12:37	0-0 0/1 15:58	1-1 (W) 5/2 23:24	0-0 1/0 21:03
Nov 1	Vs FLA	0-1 2/-1 23:38	-	DND	0-0 0/0 18:35	1-0 5/0 23:14	0-0 1/-1 22:52
Nov 4	@ VAN	0-0 4/0 23:18	-	0-0 0/-1 15:19	0-0 2/0 17:08	0-0 1/-2 22:47	0-0 0/0 20:17
Nov 6	@ CGY	0-0 1/-2 21:35	-	DND	0-0 2/-1 21:13	2-0 4/1 24:52	0-0 1/-1 16:57
Nov 8	@ COL	0-0 1/0 23:18	-	DND	0-0 0/-1 21:18	0-0 2/0 24:15	0-0 0/-1 17:33
Nov 11	@ S.J	0-0 0/-1 26:30	-	1-0 (W) 1/1 14:47	0-0 0/0 24:01	0-1 0/3 21:54	0-1 1/-1 16:51
Nov 14	@ ANA	1-1 (W) 4/1 25:37	-	0-1 1/-1 13:53	0-0 0/1 21:31	0-2 4/1 23:42	0-0 1/-1 16:33
Nov 15	@ L.A	0-0 0/0 24:19	-	0-1 0/0 13:55	0-0 1/0 20:58	1-0 2/1 23:32	0-0 0/0 14:19
Nov 17	Vs S.J	0-1 0/1 21:42	-	0-0 2/-2 19:25	0-0 0/1 17:32	0-0 7/-1 26:35	0-0 1/-2 11:44
Nov 21	@ T.B	0-0 1/-1 19:58	-	0-0 2/-1 18:47	0-1 1/0 17:26	0-0 4/-1 23:28	0-0 1/0 16:23
Nov 23	@ CAR	0-0 3/0 21:27	-	0-0 0/2 15:10	0-1 2/0 21:36	2-1 (W) 6/3 21:13	0-1 0/-1 18:02
Nov 25	Vs STL	0-0 4/0 22:58	Acq. from FLA 11/27	0-0 2/0 20:30	0-0 1/0 19:13	0-0 7/0 27:55	0-0 0/0 15:16
Nov 28	@ ATL	1-1 3/0 21:14	0-0 0/0 6:36	0-0 1/0 15:02	0-0 1/2 20:28	0-1 1/1 25:05	0-0 0/0 18:28
Nov 29	Vs MIN	0-0 1/0 23:48	0-0 0/0 5:27	0-1 1/0 14:37	0-0 0/0 22:33	0-0 6/0 21:06	0-0 1/0 16:35
Dec 1	@ BUF	0-0 2/0 21:08	0-0 1/0 8:31	0-0 0/1 16:32	0-0 0/0 21:27	0-1 2/1 23:50	0-1 1/1 16:21
Dec 4	Vs COL	0-1 1/1 22:36	0-1 2/1 5:05	0-2 0/0 17:45	0-0 1/0 19:46	1-0 3/-1 23:23	0-0 0/2 14:14
Dec 6	Vs MIN	0-0 0/0 24:24	0-0 0/0 6:50	DND	0-0 0/0 22:41	0-1 3/1 24:09	0-0 1/0 13:42
Dec 8	@ STL	0-0 1/-1 22:29	0-0 1/1 4:42	DND	0-0 0/0 23:19	0-0 1/-1 21:02	0-0 1/-1 15:57
Dec 9	Vs VAN	0-0 0/-1 21:39	0-0 0/-1 5:07	DND	0-0 0/0 19:19	0-0 2/-1 22:44	0-0 0/0 15:28
Dec 11	@ CBJ	0-0 1/-1 20:12	0-0 0/0 5:43	DND	0-0 1/-1 22:23	0-0 1/1 24:41	0-0 1/0 20:05
Dec 13	Vs DAL	0-1 2/1 22:36	0-0 0/0 7:50	DND	0-0 2/2 23:05	0-0 2/1 21:46	0-0 1/0 16:45
Dec 18	@ PHX	0-0 1/0 23:59	0-0 2/1 7:51	DND	0-0 1/0 21:51	0-1 3/0 21:10	0-0 1/-1 14:53
Dec 20	Vs NYI	0-0 0/1 20:26	0-0 0/0 7:55	DND	0-0 1/1 19:48	0-0 5/0 23:41	0-0 0/0 16:22
Dec 23	@ FLA	0-0 1/-2 23:01	0-0 0/0 6:20	DND	0-0 2/-2 19:58	0-0 1/0 22:59	0-0 1/0 17:15
Dec 26	Vs DET	0-0 2/0 23:45	0-0 0/0 6:02	DND	1-0 1/0 21:53	0-0 3/0 22:59	0-0 2/0 15:22
Dec 28	@ EDM	0-0 0/0 19:55	0-0 1/0 6:17	DND	0-1 1/0 19:50	1-0 3/0 23:38	0-0 2/-2 15:25
Dec 29	@ COL	0-0 1/-2 19:37	0-0 0/0 10:46	0-0 2/-1 18:51	0-0 1/-2 19:02	0-1 3/-2 23:45	0-0 0/-1 16:17
Jan 1	Vs VAN	0-1 1/0 19:49	0-0 0/0 5:35	DND	0-0 1/-1 19:32	0-0 3/-1 26:33	0-0 1/-1 12:58
Jan 3	Vs CGY	0-0 1/0 22:07	0-0 2/-1 2:43	DND	0-0 0/1 20:54	0-0 4/0 22:19	0-0 0/-1 15:50
Jan 6	Vs COL	0-0 2/0 23:03	0-0 0/0 4:17	DND	0-0 1/-1 20:00	0-0 4/-1 22:04	0-0 1/1 15:58
Jan 8	Vs PIT	0-1 3/2 24:20	DND	0-0 0/1 15:38	1-1 2/2 23:07	0-1 3/-2 20:54	INJ
Jan 10	Vs CHI	0-0 3/2 21:31	DND	0-0 5/-1 16:14	0-1 2/2 22:00	1-0 (W) 1/1 21:29	INJ
Jan 11	@ CHI	0-0 0/1 21:45	0-0 0/0 5:13	0-0 0/0 16:08	0-0 0/1 21:23	0-0 3/-2 22:54	INJ
Jan 13	@ TOR	0-0 2/0 24:04	0-0 1/0 5:10	0-0 0/0 15:53	0-0 1/0 23:45	0-1 0/1 19:18	INJ
Jan 15	@ MTL	0-0 0/-2 22:36	DND	0-1 2/2 21:30	0-0 0/-2 20:45	INJ	INJ
Jan 17	Vs ATL	0-0 1/-4 17:48	0-0 0/0 8:23	0-0 1/-3 18:24	0-0 2/-4 19:44	1-0 3/1 21:02	INJ
Jan 19	Vs N.J	0-0 4/0 21:11	0-0 0/0 2:34	0-0 2/-1 15:54	0-0 1/0 19:50	0-0 5/-1 23:38	INJ
Jan 28	@ VAN	0-2 2/-1 26:59	0-0 0/0 3:51	DND	0-0 1/-1 23:44	0-0 0/1 24:20	INJ
Jan 30	@ CGY	0-0 0/0 25:18	0-0 1/0 4:51	0-0 0/0 11:11	0-0 0/0 22:29	0-0 6/-1 22:23	INJ
Feb 1	@ EDM	0-0 3/1 24:47	0-0 0/0 3:10	0-0 0/0 7:04	0-0 1/0 23:34	0-0 3/1 25:05	INJ
Feb 3	Vs PHX	0-1 1/1 24:59	INJ	DND	0-0 2/0 20:54	0-0 3/-1 22:44	0-0 1/1 11:10
Feb 5	Vs ANA	0-2 2/2 19:40	INJ	DND	0-0 1/2 20:00	0-0 6/-1 24:44	0-1 0/0 14:59
Feb 6	@ MIN	0-0 0/1 22:50	INJ	DND	0-0 0/1 22:12	0-0 1/1 24:03	0-0 0/0 14:12
Feb 8	@ DAL	0-0 1/0 24:55	INJ	DND	0-0 0/1 21:54	0-0 2/-1 23:21	0-0 1/-1 10:00
Feb 10	Vs DET	0-0 1/1 25:07	INJ	DND	0-0 0/1 22:01	0-0 2/-1 23:27	0-0 0/-1 11:09
Feb 12	Vs STL	1-0 3/-2 22:52	0-0 0/0 3:46	DND	0-0 0/-2 19:47	0-1 8/0 28:30	0-0 0/1 11:23
Feb 14	Vs BOS	0-0 1/0 23:06	0-0 0/0 6:51	DND	0-0 0/0 20:49	0-0 2/0 25:31	0-0 0/0 14:56
Feb 16	Vs OTT	0-0 1/-1 24:21	0-0 0/-1 5:14	DND	0-0 0/-1 19:28	0-0 5/0 22:23	0-0 0/-1 12:37
Feb 18	@ DET	0-0 1/0 20:06	INJ	0-0 3/0 19:01	0-0 1/0 19:56	0-0 4/0 22:46	DND
Feb 19	Vs STL	0-0 2/-1 22:37	0-0 0/0 2:12	DND	0-0 0/-1 20:37	0-0 6/-1 25:31	0-0 1/1 12:40
Feb 21	@ STL	0-0 1/0 23:43	0-0 0/0 4:10	DND	0-0 0/0 23:17	1-0 (W) 1/1 23:10	0-0 0/0 17:18
Feb 24	Vs CHI	0-2 1/2 23:10	0-0 0/-1 5:19	0-0 1/-1 5:16	0-0 0/2 20:19	1-0 2/-2 25:05	0-0 0/0 11:25
Feb 26	Vs PHX	0-1 3/1 23:18	0-0 0/0 10:36	DND	0-0 1/1 21:17	0-1 6/2 21:31	0-0 0/0 14:28
Feb 28	Vs DET	0-0 0/0 20:11	DND	1-1 (W) 2/2 8:55	0-0 0/0 21:08	1-1 2/5 21:01	0-0 0/3 14:38
Mar 3	Vs EDM	0-1 3/2 26:15	0-0 2/-1 4:24	DND	0-0 0/2 23:46	0-1 5/-1 24:31	0-0 0/-2 11:55
Mar 5	Vs CBJ	0-0 1/-1 24:51	0-1 0/1 4:25	DND	0-0 0/-1 24:26	0-0 1/1 21:35	0-0 0/2 13:17
Mar 7	@ PHI	0-0 2/-1 23:21	0-0 1/0 5:27	DND	0-0 0/0 21:31	0-1 4/-1 23:12	0-0 0/0 12:01
Mar 10	Vs WSH	0-0 1/0 25:08	0-0 0/0 2:08	DND	0-0 0/0 24:03	0-1 2/-1 24:40	0-0 0/0 13:28
Mar 12	Vs NYR	0-0 1/-3 22:25	0-0 0/0 4:57	0-0 1/-1 12:59	0-0 0/-1 18:14	1-0 5/-1 24:52	0-0 0/1 14:29
Mar 14	@ PHX	0-0 5/1 24:48	0-0 1/0 5:53	DND	0-0 1/1 22:34	0-0 0/1 25:25	0-0 1/0 10:39
Mar 16	@ L.A	0-1 6/0 23:43	INJ	0-0 0/0 5:30	0-0 0/0 23:48	1-0 3/2 24:43	0-0 0/-1 10:59
Mar 18	@ ANA	0-0 0/0 24:38	INJ	DND	0-0 0/0 24:17	0-2 1/0 21:56	0-0 1/0 13:58
Mar 19	@ S.J	0-1 1/2 26:44	INJ	DND	0-0 0/2 23:24	0-0 1/-1 26:12	0-0 1/0 12:53
Mar 24	Vs ANA	0-0 4/0 26:21	INJ	DND	0-0 1/0 25:47	1-0 6/-1 28:41	0-0 0/0 10:49
Mar 26	Vs S.J	0-0 1/1 24:31	INJ	DND	1-0 (W) 4/1 22:33	0-2 1/1 24:22	0-0 0/0 12:15
Mar 28	Vs L.A	0-0 3/0 22:20	INJ	DND	0-0 2/0 20:08	1-0 2/1 29:07	0-0 1/-1 13:37
Mar 29	@ DET	0-0 2/2 26:12	INJ	DND	0-0 0/1 24:20	0-1 2/-1 21:55	0-0 0/0 12:04
Mar 31	@ CBJ	0-0 0/0 21:38	INJ	DND	0-0 0/0 21:32	0-0 2/-2 23:43	0-0 0/1 14:37
Apr 3	@ CHI	0-0 3/-2 20:44	INJ	0-0 0/0 9:14	0-0 0/-1 20:10	0-0 2/-1 26:54	0-0 0/0 12:51
Apr 4	Vs CBJ	0-1 2/1 24:15	INJ	0-0 3/1 11:42	0-1 1/1 23:18	1-0 7/-1 30:38	0-0 0/-1 3:05
Apr 7	Vs CHI	0-0 3/-2 24:09	INJ	0-0 2/0 15:32	0-0 1/-2 18:17	0-0 0/0 23:57	0-0 0/0 11:12
Apr 9	@ DET	0-0 3/2 23:33	INJ	0-1 1/1 18:57	0-0 1/1 18:51	0-0 2/-1 27:47	0-0 0/0 10:13
Apr 10	@ MIN	0-1 4/2 21:34	INJ	0-0 1/0 16:53	0-0 0/1 17:56	1-1 6/-2 27:02	0-0 1/-2 6:39

Skaters: Goals-Assists (Game Winning) Shots (+/-) TOI DND: Did Not Dress DNP: Did not play INJ: Injured MIL: Milwaukee (AHL)

PLAYER GAME-BY-GAME SUMMARY

		KLEIN	ERAT	LEGWAND	NICHOL	BONK	ARNOTT
Date	**Opp**	**# 8**	**# 10**	**# 11**	**# 12**	**# 14**	**# 19**
Oct 10	@ STL	DND	0-0 1/-1 17:33	0-0 1/-1 16:54	0-1 1/1 14:09	DND	0-1 1/1 17:35
Oct 11	Vs DAL	0-0 0/0 14:36	0-2 4/0 16:08	0-0 4/0 18:14	0-0 1/0 16:48	0-0 3/0 11:56	2-1 (W) 5/1 17:48
Oct 13	@ CHI	1-0 2/1 6:05	0-0 1/0 18:47	0-0 1/0 18:37	0-0 0/0 15:30	0-0 3/0 15:30	0-0 1/0 11:31
Oct 15	@ DAL	DND	1-1 1/-2 17:49	0-0 2/-1 16:17	0-0 1/-1 16:04	1-0 1/-2 17:51	INJ
Oct 17	@ CBJ	0-1 2/1 9:59	0-0 0/1 18:47	0-0 0/0 15:46	1-0 1/0 10:40	0-0 1/-1 16:41	INJ
Oct 18	Vs CBJ	DND	2-0 (W) 5/1 16:01	1-1 2/2 18:19	0-1 3/0 12:39	0-1 0/1 13:58	INJ
Oct 23	Vs CGY	0-1 0/1 4:48	0-0 3/0 24:06	0-0 2/-1 20:14	0-0 1/-1 12:36	DND	1-1 2/-2 21:20
Oct 25	Vs L.A	DND	1-0 2/0 16:00	0-1 2/0 17:37	0-1 1/1 14:07	0-0 3/1 12:26	0-1 0/-2 15:25
Oct 28	@ WSH	DND	0-1 1/1 19:34	0-0 1/-1 18:39	0-0 1/-1 10:44	0-0 1/0 13:50	2-0 5/2 21:59
Oct 30	Vs EDM	DND	1-0 2/1 15:55	0-1 2/1 15:12	0-0 2/0 14:17	0-0 2/0 12:11	0-0 0/2 16:38
Nov 1	Vs FLA	0-0 0/0 15:07	1-0 2/1 21:29	0-1 1/1 20:17	0-0 0/-1 9:24	0-0 0/0 12:57	0-0 4/-1 22:07
Nov 4	@ VAN	DND	0-0 2/-1 16:16	0-0 1/-2 16:14	DND	0-0 0/0 14:49	0-0 3/0 18:35
Nov 6	@ CGY	0-0 1/-1 11:02	1-2 2/-1 20:34	1-2 2/1 17:14	0-1 2/1 13:37	0-0 1/-2 14:59	1-1 3/-2 18:57
Nov 8	@ COL	0-0 0/0 9:01	INJ	0-0 2/0 16:39	0-0 1/-1 12:34	0-0 1/0 17:37	0-0 4/0 20:50
Nov 11	@ S.J	DND	INJ	0-1 3/0 17:39	0-0 2/0 10:41	0-1 1/1 17:46	1-0 4/2 20:34
Nov 14	@ ANA	DND	INJ	0-0 1/0 20:10	0-0 2/0 11:24	0-1 1/0 13:27	0-1 5/1 19:16
Nov 15	@ L.A	DND	0-1 1/2 15:04	0-0 1/1 15:01	0-0 0/0 8:57	0-0 1/-1 15:18	1-1 2/1 20:24
Nov 17	Vs S.J	DND	0-0 2/-1 20:17	1-0 5/0 17:06	0-0 0/0 10:54	0-1 1/1 15:43	0-0 0/-1 5:21
Nov 21	@ T.B	DND	0-0 4/-1 19:01	0-0 2/0 16:08	0-0 1/0 9:18	0-0 0/0 13:09	0-0 8/-1 20:13
Nov 23	@ CAR	DND	0-2 0/2 18:51	0-1 1/-1 14:48	1-0 1/1 12:01	0-1 1/1 13:47	2-0 3/2 19:43
Nov 25	Vs STL	DND	0-0 2/0 18:46	0-0 3/0 21:37	0-0 1/0 9:34	0-0 4/0 18:29	0-0 4/0 20:51
Nov 28	@ ATL	DND	0-0 1/1 19:55	0-0 1/-1 17:04	1-1 1/2 11:04	0-0 1/-1 16:54	1-0 4/0 19:53
Nov 29	Vs MIN	DND	0-1 2/0 14:08	1-0 4/0 16:56	0-0 0/0 9:41	0-0 2/0 15:34	1-0 4/0 17:28
Dec 1	@ BUF	DND	0-0 3/0 18:23	0-0 0/0 16:53	0-0 0/0 11:05	0-0 0/0 15:10	1-0 (W) 6/2 18:34
Dec 4	Vs COL	DND	0-0 1/-1 19:41	1-0 (W) 5/1 19:05	0-0 2/1 7:46	0-0 1/0 13:25	0-0 1/-1 20:07
Dec 6	Vs MIN	0-0 1/0 12:12	0-0 3/1 20:54	0-0 1/0 16:55	0-0 0/0 10:41	0-0 5/0 12:10	0-1 5/1 18:54
Dec 8	@ STL	1-0 1/1 14:49	0-0 1/-2 16:11	0-1 2/-2 17:46	0-1 1/1 10:03	0-0 0/0 15:37	0-0 2/-1 15:20
Dec 9	Vs VAN	0-0 1/-1 14:13	0-1 3/-1 20:08	0-0 4/-1 18:39	0-0 0/-1 2:34	1-0 2/-1 13:48	0-0 1/-1 15:59
Dec 11	@ CBJ	0-0 3/0 13:22	1-0 5/1 21:03	0-0 4/0 19:23	INJ	0-0 2/0 17:06	0-1 1/1 18:32
Dec 13	Vs DAL	0-0 1/0 15:08	0-0 4/0 17:45	1-0 4/1 16:38	INJ	0-1 3/1 18:01	0-0 0/2 14:37
Dec 18	@ PHX	0-0 0/-1 15:42	0-0 3/-1 18:05	0-0 0/-1 16:53	INJ	0-0 1/-1 13:43	0-0 2/0 19:13
Dec 20	Vs NYI	0-0 0/0 16:03	0-1 4/1 16:12	0-0 0/0 15:04	INJ	0-0 0/0 13:34	0-0 5/0 20:11
Dec 23	@ FLA	0-0 1/-1 13:53	0-0 1/-2 18:39	0-0 3/-1 18:49	INJ	0-0 2/0 12:12	0-0 3/-1 17:25
Dec 26	Vs DET	1-0 2/0 12:41	0-2 0/0 17:32	0-1 2/0 20:27	INJ	0-1 3/1 16:34	0-0 0/-1 19:00
Dec 28	@ EDM	0-0 1/-2 15:08	1-0 1/0 17:07	0-1 2/0 15:12	INJ	0-0 0/-1 12:34	0-0 4/-1 17:40
Dec 29	@ COL	DND	0-0 1/-2 18:29	0-0 3/-2 16:44	INJ	0-0 1/-3 14:58	1-0 3/0 16:21
Jan 1	Vs VAN	0-0 0/0 14:26	0-0 2/1 18:30	0-0 1/0 17:27	INJ	0-1 0/-1 14:03	0-0 7/0 19:25
Jan 3	Vs CGY	0-0 1/0 12:31	0-1 0/0 19:23	0-0 4/-1 16:38	INJ	0-1 2/0 15:01	1-0 5/1 20:11
Jan 6	Vs COL	0-0 0/1 17:20	0-0 1/-2 22:58	0-0 3/1 18:27	INJ	0-0 0/0 12:11	0-0 0/-2 21:35
Jan 8	Vs PIT	0-0 0/1 13:40	1-1 2/-1 19:30	1-1 5/0 18:08	INJ	0-0 2/2 14:46	0-1 2/-2 17:50
Jan 10	Vs CHI	0-0 0/-1 15:41	0-1 0/1 20:00	2-0 5/2 20:48	INJ	1-0 6/1 16:08	0-1 2/1 11:47
Jan 11	@ CHI	0-0 1/0 13:43	1-0 3/-1 20:49	0-1 2/-1 19:50	INJ	0-0 0/0 16:23	INJ
Jan 13	@ TOR	0-0 1/0 14:00	0-2 1/1 17:32	1-0 4/1 19:05	INJ	1-0 (W) 1/0 18:27	INJ
Jan 15	@ MTL	0-1 0/1 15:18	0-0 1/-1 18:27	0-0 0/-1 20:43	INJ	0-0 1/-1 17:21	INJ
Jan 17	Vs ATL	0-0 1/-2 14:15	0-1 4/-1 20:11	0-0 3/-1 20:48	INJ	0-0 0/-1 15:40	0-2 3/-1 20:01
Jan 19	Vs N.J	0-0 0/-1 11:27	0-0 1/-2 20:13	0-0 0/0 20:30	INJ	1-0 4/-1 16:29	0-1 2/-2 21:28
Jan 28	@ VAN	0-0 0/0 11:28	1-1 4/-1 17:50	1-0 8/0 20:17	INJ	0-1 4/1 16:16	1-0 3/-1 18:51
Jan 30	@ CGY	0-0 0/0 12:44	0-0 2/0 18:24	0-0 1/0 20:08	INJ	0-1 1/1 14:29	0-0 3/-2 18:16
Feb 1	@ EDM	0-0 0/0 9:23	1-0 (W) 4/1 19:17	0-1 2/1 22:03	INJ	0-0 2/0 19:19	0-0 2/0 17:33
Feb 3	Vs PHX	0-1 0/2 13:11	0-0 3/-1 19:30	0-0 0/-1 19:56	INJ	1-0 (W) 2/1 18:08	1-0 5/1 16:58
Feb 5	Vs ANA	0-0 0/1 13:26	1-0 (W) 3/2 16:43	0-1 4/1 18:33	INJ	0-0 0/-1 14:15	1-1 5/2 19:55
Feb 6	@ MIN	0-0 0/0 11:46	0-0 1/1 16:12	1-0 1/1 21:28	INJ	0-0 5/0 15:36	1-0 (W) 4/1 18:38
Feb 8	@ DAL	0-0 0/-2 14:20	0-0 1/-3 16:12	0-0 3/-2 17:05	INJ	0-0 0/0 16:31	1-0 6/1 20:05
Feb 10	Vs DET	0-0 1/-1 11:35	0-0 1/0 20:00	0-0 4/0 22:13	INJ	1-1 2/0 12:40	0-1 2/-2 18:37
Feb 12	Vs STL	1-0 1/1 12:32	0-0 2/-1 20:32	0-2 1/-1 23:08	INJ	0-0 0/0 1:29	1-0 4/1 25:37
Feb 14	Vs BOS	0-0 0/0 12:58	0-0 4/1 19:48	2-0 6/2 22:37	INJ	INJ	0-0 3/-1 24:10
Feb 16	Vs OTT	0-0 1/-1 13:58	0-0 6/-1 19:36	0-0 4/-1 23:25	INJ	INJ	0-0 1/0 18:52
Feb 18	@ DET	0-0 1/0 15:29	0-0 3/-1 20:51	0-0 0/-1 20:43	INJ	0-1 0/0 13:28	0-1 2/1 17:38
Feb 19	Vs STL	0-0 0/0 10:37	0-0 0/-2 20:07	0-0 2/-2 21:57	INJ	0-0 0/0 22:48	0-1 6/1 18:27
Feb 21	@ STL	0-0 0/0 13:18	0-0 2/0 21:21	0-0 2/0 21:29	INJ	0-0 1/0 7:52	0-0 2/1 20:42
Feb 24	Vs CHI	0-0 0/0 10:27	0-3 1/2 18:30	1-1 3/2 23:13	INJ	INJ	1-1 3/0 21:49
Feb 26	Vs PHX	0-0 0/0 16:11	0-1 9/0 14:49	1-0 3/1 20:16	INJ	INJ	1-0 (W) 1/1 17:35
Feb 28	Vs DET	0-1 2/2 13:51	INJ	1-0 2/2 19:50	INJ	INJ	3-0 3/3 18:15
Mar 3	Vs EDM	0-2 1/-1 10:38	INJ	2-0 8/2 23:55	INJ	INJ	1-2 (W) 5/0 21:56
Mar 5	Vs CBJ	0-0 0/2 11:35	1-0 1/1 16:47	0-1 4/1 22:21	INJ	INJ	0-1 1/0 22:58
Mar 7	@ PHI	0-0 0/-1 12:22	1-0 5/0 17:48	0-0 3/0 21:55	INJ	INJ	0-0 1/-2 18:51
Mar 10	Vs WSH	0-0 0/0 12:44	0-1 1/0 20:26	0-0 5/0 26:27	0-0 0/0 5:14	INJ	0-0 1/-1 11:15
Mar 12	Vs NYR	0-0 1/1 11:18	0-0 1/-1 15:55	0-1 1/0 26:23	0-0 1/0 11:28	INJ	INJ
Mar 14	@ PHX	0-0 1/0 11:25	0-0 1/1 20:33	1-0 3/1 23:32	0-0 0/0 7:50	INJ	INJ
Mar 16	@ L.A	0-0 0/-1 10:05	0-1 0/0 20:39	0-1 1/0 23:32	0-0 0/0 7:29	INJ	INJ
Mar 18	@ ANA	0-0 1/0 11:04	0-0 2/-1 17:11	0-0 0/-1 23:01	0-0 1/0 10:49	INJ	INJ
Mar 19	@ S.J	0-0 0/0 13:30	0-0 2/0 21:23	0-0 2/0 23:38	0-0 2/0 10:15	INJ	INJ
Mar 24	Vs ANA	0-0 1/0 10:24	0-1 2/0 21:50	0-1 1/-1 22:39	0-0 3/0 10:05	0-0 1/0 16:08	INJ
Mar 26	Vs S.J	0-0 3/0 12:16	1-1 4/1 18:25	INJ	0-0 1/0 8:11	1-1 3/1 19:59	INJ
Mar 28	Vs L.A	0-0 1/0 13:14	0-4 1/3 18:06	INJ	0-0 0/0 10:11	0-0 3/-2 18:37	INJ
Mar 29	@ DET	0-1 0/0 11:46	0-0 0/0 6:34	INJ	0-0 2/0 12:22	0-1 0/-1 17:27	INJ
Mar 31	@ CBJ	0-0 1/1 14:41	INJ	INJ	0-0 1/0 12:55	0-0 2/0 20:26	INJ
Apr 3	@ CHI	0-0 1/1 12:14	INJ	INJ	0-0 1/0 11:46	0-0 1/-1 19:47	INJ
Apr 4	Vs CBJ	0-0 1/0 9:24	INJ	INJ	0-0 0/0 12:42	1-1 3/1 18:47	2-1 4/0 22:55
Apr 7	Vs CHI	0-0 0/-1 15:14	INJ	INJ	0-0 0/-1 12:39	0-0 3/-2 18:02	1-0 4/0 20:52
Apr 9	@ DET	0-0 2/0 12:45	INJ	INJ	1-0 2/1 10:18	0-0 1/0 19:50	1-1 5/0 24:18
Apr 10	@ MIN	0-0 1/-2 7:49	INJ	INJ	0-0 2/-2 13:07	0-0 4/-3 17:16	2-0 4/0 23:36

PLAYER GAME-BY-GAME SUMMARY

		SUTER	TOOTOO	SMITHSON	SULLIVAN	HORNQVIST	JONES
Date	**Opp**	**# 20**	**# 22**	**# 25**	**# 26**	**# 27**	**# 28**
Oct 10	@ STL	1-0 3/0 23:16	0-1 4/1 12:54	0-0 0/0 10:03	INJ	0-0 2/-1 15:43	0-0 0/0 8:10
Oct 11	Vs DAL	0-0 1/1 26:05	0-0 5/0 14:10	0-0 0/-1 14:00	INJ	0-0 1/1 10:02	DND
Oct 13	@ CHI	0-1 1/1 30:08	0-0 3/0 14:41	0-0 1/0 14:48	INJ	0-0 3/-1 13:47	DND
Oct 15	@ DAL	0-2 2/-1 24:17	0-0 2/-1 12:37	0-0 0/0 13:41	INJ	1-0 3/-1 15:01	1-1 1/2 8:25
Oct 17	@ CBJ	0-0 1/-2 23:45	0-0 1/-1 15:53	0-1 0/0 8:09	INJ	0-0 3/-1 12:37	0-0 1/-1 16:46
Oct 18	Vs CBJ	0-0 2/4 23:00	0-0 0/-1 9:45	0-0 0/1 13:03	INJ	0-0 2/0 15:25	0-1 2/1 14:29
Oct 23	Vs CGY	0-0 4/-1 25:59	1-0 2/-1 11:13	0-1 0/1 6:06	INJ	DND	0-0 1/0 15:50
Oct 25	Vs L.A	0-1 1/0 20:01	1-0 (W) 1/1 9:20	1-0 1/1 15:40	INJ	0-2 5/-1 12:59	1-0 2/0 14:47
Oct 28	@ WSH	0-1 1/-1 25:27	0-0 0/-1 8:05	0-0 1/0 14:19	INJ	0-1 0/0 15:38	0-0 3/-1 15:43
Oct 30	Vs EDM	0-2 1/2 24:00	0-0 0/0 11:29	0-0 0/0 15:49	INJ	1-0 1/2 13:21	0-1 1/1 12:17
Nov 1	Vs FLA	0-1 3/0 22:41	0-0 1/0 10:19	0-0 1/0 14:38	INJ	0-0 3/-1 16:46	0-0 2/0 11:44
Nov 4	@ VAN	0-0 1/-1 21:08	0-0 0/0 8:35	0-0 0/-1 17:59	INJ	0-0 3/0 14:29	0-0 0/-2 9:22
Nov 6	@ CGY	0-0 2/0 23:00	0-0 2/-2 8:33	0-0 1/0 14:14	INJ	0-1 2/1 13:10	DND
Nov 8	@ COL	0-0 1/0 24:42	0-0 0/0 8:07	0-0 1/-1 10:08	INJ	0-0 2/0 12:18	0-0 1/0 9:33
Nov 11	@ S.J	1-1 3/2 21:47	0-0 2/0 14:02	0-0 0/0 15:47	INJ	0-1 3/0 13:47	0-0 2/1 8:25
Nov 14	@ ANA	0-1 3/1 23:05	0-0 2/-1 12:54	0-0 0/0 14:34	INJ	DND	1-0 2/0 14:15
Nov 15	@ L.A	0-0 2/1 23:15	0-0 4/-1 16:24	0-0 0/0 15:32	INJ	0-0 1/0 7:46	0-0 2/0 11:30
Nov 17	Vs S.J	0-0 2/-1 23:46	0-0 0/0 9:43	0-0 1/0 14:10	INJ	DND	0-0 3/-1 12:14
Nov 21	@ T.B	0-0 1/-1 23:54	1-0 3/1 12:34	0-0 0/1 16:31	INJ	MIL	MIL
Nov 23	@ CAR	0-1 1/0 22:45	0-0 3/0 11:16	0-0 2/0 15:23	INJ	MIL	MIL
Nov 25	Vs STL	0-0 2/0 24:17	0-0 4/0 12:55	0-0 2/0 14:52	INJ	MIL	MIL
Nov 28	@ ATL	1-0 (W) 1/0 23:27	0-1 4/-1 11:34	0-1 0/-1 14:22	INJ	MIL	MIL
Nov 29	Vs MIN	0-0 2/0 21:21	0-0 0/0 10:12	0-0 1/0 16:22	INJ	MIL	MIL
Dec 1	@ BUF	0-0 2/1 20:17	0-0 1/0 14:13	0-0 1/0 14:04	INJ	MIL	MIL
Dec 4	Vs COL	0-0 0/0 22:39	0-0 1/0 12:12	0-0 0/1 13:38	INJ	MIL	MIL
Dec 6	Vs MIN	0-0 6/1 23:10	0-0 5/0 12:37	0-0 4/0 13:45	INJ	MIL	MIL
Dec 8	@ STL	0-2 4/-2 23:18	0-0 0/0 14:21	0-0 0/-1 15:10	INJ	MIL	MIL
Dec 9	Vs VAN	0-0 1/-1 25:55	INJ	0-0 1/0 13:55	INJ	MIL	MIL
Dec 11	@ CBJ	0-1 1/0 27:29	INJ	0-0 0/0 15:35	INJ	MIL	0-0 0/0 10:43
Dec 13	Vs DAL	0-1 4/2 19:53	0-1 4/1 13:15	0-1 1/1 14:20	INJ	MIL	MIL
Dec 18	@ PHX	0-0 3/0 22:25	0-0 3/-1 12:46	0-0 0/-1 12:34	INJ	MIL	MIL
Dec 20	Vs NYI	0-0 3/0 23:40	0-0 3/0 14:53	0-0 1/0 13:15	INJ	MIL	MIL
Dec 23	@ FLA	0-0 3/-1 23:44	0-0 2/-1 11:15	0-0 1/0 10:49	INJ	MIL	MIL
Dec 26	Vs DET	0-0 3/0 23:30	0-0 3/1 13:07	0-0 1/1 16:17	INJ	MIL	MIL
Dec 28	@ EDM	0-0 0/0 25:30	0-0 2/-1 11:29	0-0 2/-1 16:36	INJ	MIL	MIL
Dec 29	@ COL	0-1 2/-2 22:30	0-0 1/-1 11:27	0-0 0/-3 10:49	INJ	MIL	MIL
Jan 1	Vs VAN	0-0 1/-1 27:03	0-0 2/0 11:55	0-0 2/-1 13:17	INJ	MIL	MIL
Jan 3	Vs CGY	0-0 0/-2 24:55	0-0 1/-1 13:41	1-0 1/0 12:31	INJ	MIL	MIL
Jan 6	Vs COL	0-1 1/-2 21:35	0-0 0/0 13:04	0-0 0/0 11:21	INJ	MIL	1-0 1/1 13:49
Jan 8	Vs PIT	1-0 (W) 2/-2 22:21	0-0 3/0 10:08	1-0 1/1 15:03	INJ	MIL	0-1 0/0 14:06
Jan 10	Vs CHI	0-2 1/1 21:24	0-0 3/-1 11:13	0-0 2/1 16:31	0-0 3/0 12:30	MIL	INJ
Jan 11	@ CHI	0-0 3/-2 24:07	0-1 3/0 13:06	0-0 1/0 10:16	INJ	MIL	0-0 1/0 13:32
Jan 13	@ TOR	0-0 1/1 21:44	DND	0-0 1/0 15:28	0-1 1/1 11:50	MIL	0-0 2/0 14:38
Jan 15	@ MTL	0-0 2/1 25:43	0-1 2/2 12:55	0-0 1/0 13:35	0-0 3/-2 18:19	MIL	0-0 1/0 12:03
Jan 17	Vs ATL	0-0 3/0 23:30	1-0 2/0 14:31	0-0 2/-3 11:54	0-1 5/-2 17:44	MIL	DND
Jan 19	Vs N.J	0-1 2/-1 25:16	0-0 3/0 18:02	0-0 1/0 4:59	0-0 0/-1 17:23	MIL	MIL
Jan 28	@ VAN	0-2 2/1 26:24	0-1 1/1 10:42	0-0 2/1 9:47	0-0 3/-1 16:13	MIL	0-1 3/-1 15:30
Jan 30	@ CGY	0-0 3/-1 23:13	0-0 1/0 7:15	0-0 1/1 12:03	0-0 2/-2 17:12	MIL	0-0 5/0 14:32
Feb 1	@ EDM	0-0 1/0 28:01	INJ	0-0 0/-1 13:38	0-0 0/0 18:22	MIL	0-1 4/0 14:37
Feb 3	Vs PHX	0-0 0/-1 22:33	INJ	0-0 2/1 15:16	0-0 0/0 15:19	0-0 2/0 8:23	0-0 1/0 14:18
Feb 5	Vs ANA	0-0 0/-1 25:04	INJ	0-1 1/-1 14:58	0-1 2/1 18:24	0-0 1/0 7:11	1-0 3/1 15:08
Feb 6	@ MIN	0-0 0/1 23:52	INJ	0-0 1/0 14:03	0-0 1/1 14:31	0-0 4/0 7:14	0-0 1/0 10:02
Feb 8	@ DAL	0-0 1/-1 22:49	INJ	0-0 0/-1 13:06	0-0 5/0 14:22	0-0 2/0 10:56	0-1 0/-1 11:17
Feb 10	Vs DET	0-2 1/-1 24:26	INJ	0-1 0/0 15:37	0-1 0/-2 16:34	0-0 1/0 5:15	0-0 0/0 9:25
Feb 12	Vs STL	0-1 3/0 28:30	INJ	0-0 2/1 12:43	0-1 1/1 26:17	DND	0-1 2/-1 14:21
Feb 14	Vs BOS	0-1 2/0 26:05	0-1 0/0 7:40	0-0 2/-2 13:54	0-0 3/0 20:28	MIL	0-0 2/0 15:05
Feb 16	Vs OTT	0-0 0/0 25:11	0-0 1/-1 12:53	0-0 1/0 13:14	0-0 1/0 17:51	MIL	0-0 0/0 10:33
Feb 18	@ DET	0-0 2/0 20:25	0-0 1/0 10:49	0-0 0/0 14:14	2-0 2/0 15:13	MIL	0-0 1/0 9:10
Feb 19	Vs STL	0-0 1/0 28:52	0-0 0/0 9:24	0-0 1/0 9:03	1-0 3/1 17:21	MIL	DND
Feb 21	@ STL	0-1 0/1 24:08	0-0 1/0 11:55	0-0 4/0 14:38	0-0 3/0 16:49	MIL	DND
Feb 24	Vs CHI	0-1 0/-2 24:07	0-0 4/-1 17:25	0-0 2/-2 12:33	0-1 2/1 18:51	MIL	DND
Feb 26	Vs PHX	0-0 3/2 22:11	0-0 3/0 13:12	0-0 0/1 12:16	1-0 4/2 14:17	MIL	0-0 0/0 10:32
Feb 28	Vs DET	0-0 1/4 24:01	0-1 1/1 16:32	0-1 3/2 16:47	0-3 1/2 16:49	MIL	0-1 0/1 8:51
Mar 3	Vs EDM	1-0 3/-2 24:21	0-0 2/-2 13:12	0-0 0/1 19:11	2-1 6/1 20:33	MIL	0-0 4/0 5:05
Mar 5	Vs CBJ	0-1 1/1 21:50	0-1 2/1 11:28	0-0 0/-1 11:03	1-0 (W) 2/1 18:18	MIL	1-0 2/1 5:17
Mar 7	@ PHI	0-1 3/-1 23:37	0-0 2/-1 13:31	0-0 1/0 12:38	0-0 2/0 17:25	MIL	0-0 2/-1 7:25
Mar 10	Vs WSH	1-0 4/-1 23:56	0-0 2/0 13:27	0-0 1/0 12:54	0-0 2/-2 19:06	MIL	DND
Mar 12	Vs NYR	0-1 0/-3 23:14	0-1 0/-1 13:46	0-0 2/-1 14:49	0-1 0/0 19:50	MIL	0-0 0/0 8:36
Mar 14	@ PHX	0-1 2/1 25:16	0-0 2/0 12:35	0-0 1/0 15:09	0-1 2/1 18:02	MIL	0-0 2/0 12:15
Mar 16	@ L.A	0-1 0/2 24:30	0-1 5/1 10:36	0-0 1/1 16:15	1-0 2/0 18:43	MIL	1-0 (W) 2/1 11:02
Mar 18	@ ANA	0-3 0/0 25:35	0-0 2/0 10:33	0-0 1/0 15:28	0-0 2/-1 17:44	0-0 2/0 10:30	0-0 0/0 10:22
Mar 19	@ S.J	0-0 2/-1 27:17	0-0 1/-1 6:50	0-0 1/1 15:19	0-0 1/-1 18:34	0-0 0/0 12:04	0-0 1/0 10:59
Mar 24	Vs ANA	0-0 1/-1 27:58	0-0 2/0 9:01	0-0 0/0 14:36	0-0 3/0 20:05	0-0 1/0 14:37	INJ
Mar 26	Vs S.J	0-0 2/1 24:14	0-0 4/1 15:40	0-1 1/1 17:55	0-1 1/1 16:46	0-0 2/0 5:56	INJ
Mar 28	Vs L.A	0-1 2/0 28:56	0-0 1/-2 12:19	0-0 1/-2 12:52	1-2 (W) 3/2 19:54	0-0 1/0 7:45	INJ
Mar 29	@ DET	1-0 (W) 2/-2 23:53	0-0 2/-1 13:06	1-0 4/0 17:59	1-1 2/1 21:15	0-0 3/0 10:31	INJ
Mar 31	@ CBJ	0-0 1/-2 24:06	0-0 3/0 13:40	0-0 1/0 16:26	0-1 0/1 21:38	0-0 1/0 7:32	INJ
Apr 3	@ CHI	0-0 2/-1 26:58	0-0 3/0 9:17	0-0 1/0 14:53	0-1 2/-1 19:32	0-0 0/-1 8:24	INJ
Apr 4	Vs CBJ	0-1 2/-1 29:12	0-1 1/1 15:44	0-1 0/0 17:49	0-0 3/0 25:01	DND	INJ
Apr 7	Vs CHI	0-0 1/-1 23:28	0-0 2/-1 12:00	0-0 0/-1 11:33	0-1 2/0 21:27	DND	0-0 0/0 7:43
Apr 9	@ DET	0-0 1/-1 27:05	0-0 2/0 10:23	0-0 0/0 12:34	0-0 1/-1 26:15	MIL	0-1 0/0 5:15
Apr 10	@ MIN	0-0 5/-1 27:26	0-0 0/-1 8:00	0-0 0/0 12:18	1-2 2/0 25:17	MIL	0-0 0/0 6:21

Skaters: Goals-Assists (Game Winning) Shots (+/-) TOI DND: Did Not Dress DNP: Did not play INJ: Injured MIL: Milwaukee (AHL)

PLAYER GAME-BY-GAME SUMMARY

Date	Opp	WARD # 29	PEVERLEY # 37	FIDDLER # 38	ORTMEYER # 41	PIHLSTROM # 42	SULZER # 44
Oct 10	@ STL	1-0 3/1 9:17	0-0 1/0 16:23	0-0 2/1 14:40	INJ	MIL	MIL
Oct 11	Vs DAL	0-0 0/-1 9:35	0-0 0/0 7:33	0-0 2/-1 17:09	INJ	MIL	MIL
Oct 13	@ CHI	0-0 3/0 12:08	0-0 1/0 10:30	0-0 2/0 16:33	INJ	MIL	MIL
Oct 15	@ DAL	0-0 0/1 8:51	0-2 1/0 10:36	0-0 1/-1 16:10	INJ	MIL	MIL
Oct 17	@ CBJ	0-1 0/1 12:44	0-1 2/1 16:30	0-0 0/0 11:52	INJ	MIL	MIL
Oct 18	Vs CBJ	1-0 5/2 14:43	1-0 1/0 16:01	0-0 1/-1 12:45	INJ	MIL	MIL
Oct 23	Vs CGY	0-0 0/0 15:02	0-0 3/-1 11:44	0-0 0/-1 11:39	INJ	MIL	MIL
Oct 25	Vs L.A	0-1 1/0 15:52	DND	DND	INJ	MIL	MIL
Oct 28	@ WSH	0-0 0/0 14:35	DND	DND	INJ	MIL	MIL
Oct 30	Vs EDM	0-0 1/0 15:37	DND	0-0 1/0 11:59	INJ	MIL	MIL
Nov 1	Vs FLA	0-0 1/0 15:51	0-0 0/-1 10:03	DND	INJ	MIL	MIL
Nov 4	@ VAN	0-0 1/0 15:30	DND	0-0 1/0 11:54	INJ	MIL	MIL
Nov 6	@ CGY	0-0 0/0 9:13	DND	1-1 3/1 15:15	INJ	MIL	MIL
Nov 8	@ COL	INJ	0-0 2/0 17:06	0-0 4/-1 14:57	INJ	MIL	MIL
Nov 11	@ S.J	INJ	0-1 2/1 11:25	1-0 3/-1 17:14	INJ	MIL	MIL
Nov 14	@ ANA	1-0 4/0 18:25	0-0 0/1 13:25	0-0 3/0 16:58	INJ	MIL	MIL
Nov 15	@ L.A	0-0 2/1 18:43	DND	0-0 2/-1 15:19	INJ	MIL	MIL
Nov 17	Vs S.J	0-0 1/-1 15:49	0-0 4/-2 13:18	0-0 1/0 12:33	INJ	MIL	MIL
Nov 21	@ T.B	0-0 1/-1 18:09	0-0 0/-2 6:52	0-0 3/-1 12:25	INJ	MIL	MIL
Nov 23	@ CAR	0-0 3/-1 18:39	0-0 1/1 4:05	0-0 1/-1 12:53	INJ	MIL	MIL
Nov 25	Vs STL	0-0 3/0 19:39	0-0 2/0 4:39	INJ	INJ	0-0 0/0 12:21	MIL
Nov 28	@ ATL	0-0 0/-1 16:25	DND	0-1 2/1 10:08	INJ	0-0 2/0 13:55	MIL
Nov 29	Vs MIN	0-0 1/0 18:15	DND	0-0 2/0 12:20	INJ	0-0 0/0 10:47	MIL
Dec 1	@ BUF	0-1 2/2 16:06	DND	0-0 3/0 11:35	INJ	0-0 1/0 16:51	MIL
Dec 4	Vs COL	0-0 0/0 17:07	DND	1-0 1/1 9:05	MIL	0-1 2/1 16:37	MIL
Dec 6	Vs MIN	0-0 1/0 15:19	DND	0-0 1/0 11:41	MIL	0-0 5/0 16:55	MIL
Dec 8	@ STL	0-1 0/0 16:48	DND	0-1 1/0 12:14	MIL	1-0 4/-1 16:27	MIL
Dec 9	Vs VAN	0-0 1/0 17:37	0-0 2/0 10:14	0-0 0/0 12:40	MIL	0-0 2/0 15:06	MIL
Dec 11	@ CBJ	0-0 2/-1 15:41	0-0 1/0 12:12	0-0 1/0 14:21	MIL	0-0 0/-1 15:50	MIL
Dec 13	Vs DAL	2-0 (W) 3/2 12:04	0-0 1/0 12:08	0-0 1/0 10:51	MIL	0-0 4/0 17:59	MIL
Dec 18	@ PHX	0-0 1/0 16:29	0-1 5/1 14:46	1-0 1/1 10:28	MIL	0-0 3/0 14:38	MIL
Dec 20	Vs NYI	0-0 2/0 16:19	0-1 0/1 12:03	1-0 (W) 1/1 12:24	MIL	0-0 1/0 15:43	MIL
Dec 23	@ FLA	0-0 1/0 16:47	0-0 2/-2 14:33	0-0 1/-2 15:14	MIL	0-0 2/0 12:14	MIL
Dec 26	Vs DET	0-0 1/-1 15:13	0-1 1/0 10:00	1-0 (W) 1/0 15:55	MIL	0-0 2/-1 8:21	MIL
Dec 28	@ EDM	0-1 2/-1 17:33	0-0 2/0 13:26	0-0 3/0 17:19	MIL	0-0 2/0 11:46	MIL
Dec 29	@ COL	0-0 0/-2 12:03	0-0 3/0 17:31	0-0 3/0 14:52	MIL	0-0 0/0 11:56	MIL
Jan 1	Vs VAN	0-0 1/0 16:50	1-0 2/0 11:42	0-0 3/0 15:12	MIL	0-0 2/0 9:02	MIL
Jan 3	Vs CGY	0-0 1/-1 12:59	0-0 2/-1 15:13	0-0 0/0 14:42	MIL	0-1 1/0 14:24	MIL
Jan 6	Vs COL	DND	0-0 1/0 13:33	0-0 2/-2 14:31	MIL	0-0 4/0 13:20	MIL
Jan 8	Vs PIT	0-1 0/2 15:11	DND	0-0 0/0 12:08	MIL	0-0 3/0 11:38	MIL
Jan 10	Vs CHI	0-2 1/2 15:44	Claimed on waivers	0-0 2/0 13:15	MIL	0-0 1/-1 10:28	MIL
Jan 11	@ CHI	0-0 2/0 15:37	by ATL 1/10	0-0 0/0 14:07	MIL	0-0 4/0 10:11	MIL
Jan 13	@ TOR	0-0 0/0 15:11	-	0-0 1/0 13:11	MIL	0-0 2/0 11:14	MIL
Jan 15	@ MTL	0-0 2/-1 13:06	-	1-0 2/1 13:15	MIL	0-0 3/1 11:12	0-0 0/0 11:49
Jan 17	Vs ATL	0-0 3/-2 12:40	-	0-0 0/-1 14:31	MIL	DND	MIL
Jan 19	Vs N.J	0-0 4/0 14:32	-	0-0 2/0 16:06	MIL	0-0 2/0 8:30	MIL
Jan 28	@ VAN	1-0 2/1 15:49	-	0-1 0/1 13:55	MIL	DND	0-0 0/0 1:18
Jan 30	@ CGY	0-0 0/0 13:40	-	0-0 0/0 13:27	MIL	DND	INJ
Feb 1	@ EDM	0-0 3/0 11:59	-	0-0 0/1 11:30	MIL	0-0 1/0 7:07	INJ
Feb 3	Vs PHX	0-1 1/1 15:26	-	0-1 1/0 9:14	MIL	0-0 0/1 7:11	INJ
Feb 5	Vs ANA	0-0 2/-2 15:15	-	1-0 2/1 8:57	MIL	0-1 1/1 9:12	INJ
Feb 6	@ MIN	0-0 2/0 15:17	-	0-0 3/0 11:34	MIL	0-1 0/1 10:37	INJ
Feb 8	@ DAL	0-0 0/0 11:52	-	0-0 0/-1 12:13	MIL	0-0 2/-1 12:15	INJ
Feb 10	Vs DET	2-0 3/1 12:32	-	0-0 0/0 10:41	MIL	0-0 2/1 11:30	INJ
Feb 12	Vs STL	0-0 2/0 15:32	-	0-0 0/-2 14:29	MIL	0-0 2/0 10:22	INJ
Feb 14	Vs BOS	0-1 3/-1 15:57	-	0-0 1/0 12:00	MIL	0-0 0/0 9:07	INJ
Feb 16	Vs OTT	0-0 1/0 14:06	-	0-0 1/-1 11:53	MIL	0-0 1/-1 8:20	INJ
Feb 18	@ DET	0-0 1/0 16:04	-	0-0 1/0 10:59	MIL	0-0 0/0 11:16	INJ
Feb 19	Vs STL	0-0 2/-1 15:52	-	0-0 1/0 15:11	MIL	0-0 2/0 12:38	INJ
Feb 21	@ STL	0-0 1/0 20:19	-	0-0 0/0 16:47	MIL	0-0 1/0 9:19	INJ
Feb 24	Vs CHI	1-0 (W) 3/2 16:56	-	0-0 3/-1 13:33	MIL	0-0 0/-1 12:48	INJ
Feb 26	Vs PHX	1-1 3/2 17:34	-	0-0 4/0 16:34	MIL	0-0 3/0 13:36	INJ
Feb 28	Vs DET	1-1 1/2 16:42	-	0-0 2/1 15:38	MIL	1-0 2/2 15:09	INJ
Mar 3	Vs EDM	0-2 0/2 20:12	-	0-0 0/-3 13:22	MIL	0-0 2/-3 13:15	INJ
Mar 5	Vs CBJ	0-0 2/-1 19:29	-	1-0 3/1 12:36	MIL	0-1 1/1 11:47	MIL
Mar 7	@ PHI	0-0 1/-2 15:16	-	0-0 1/0 15:24	MIL	0-0 1/0 9:11	MIL
Mar 10	Vs WSH	0-0 0/1 21:14	-	0-0 3/0 14:34	MIL	0-0 3/0 13:57	MIL
Mar 12	Vs NYR	0-0 2/-2 16:39	-	0-0 3/-1 13:42	MIL	DND	MIL
Mar 14	@ PHX	0-0 3/0 17:15	-	0-1 2/2 17:23	MIL	0-0 1/0 7:28	MIL
Mar 16	@ L.A	1-1 4/0 19:44	-	0-0 2/0 16:17	MIL	0-0 1/0 8:07	MIL
Mar 18	@ ANA	2-0 3/1 16:31	-	0-0 1/1 15:51	MIL	0-0 3/0 10:17	MIL
Mar 19	@ S.J	1-0 4/1 20:19	-	1-0 2/1 17:20	MIL	0-0 1/0 8:13	MIL
Mar 24	Vs ANA	0-0 0/-1 17:27	-	0-0 2/0 16:27	MIL	0-0 2/0 8:40	MIL
Mar 26	Vs S.J	0-0 3/0 18:21	-	0-0 1/0 16:28	MIL	0-0 2/0 6:23	MIL
Mar 28	Vs L.A	1-0 3/0 21:40	-	0-0 0/-1 19:04	MIL	0-0 2/0 8:50	MIL
Mar 29	@ DET	1-0 3/0 19:01	-	0-0 1/1 14:04	MIL	0-0 0/0 11:33	MIL
Mar 31	@ CBJ	0-1 6/0 19:35	-	0-0 0/-1 14:55	MIL	0-0 0/0 1:13	MIL
Apr 3	@ CHI	0-1 3/-1 19:24	-	0-0 1/-1 15:08	0-0 4/0 14:55	INJ	MIL
Apr 4	Vs CBJ	0-0 3/-1 18:34	-	0-0 3/0 17:07	0-0 0/0 7:07	INJ	MIL
Apr 7	Vs CHI	0-1 2/-2 16:12	-	1-0 3/-2 15:37	DND	INJ	MIL
Apr 9	@ DET	0-0 1/2 20:06	-	0-0 1/0 15:14	DND	INJ	MIL
Apr 10	@ MIN	0-0 0/-1 17:23	-	0-0 2/-2 15:51	DND	INJ	MIL

PLAYER GAME-BY-GAME SUMMARY

		O'REILLY	SANTORELLI	DUMONT	TARNASKY	RINNE		ELLIS	
Date	Opp	# 48	# 53	# 71	# 74	# 35		# 39	
Oct 10	@ STL	MIL	MIL	0-1 0/1 18:18	INJ		DNP	5-22	L 60
Oct 11	Vs DAL	MIL	MIL	0-3 3/1 17:34	INJ		DNP	1-20	W 59
Oct 13	@ CHI	MIL	MIL	0-1 1/0 18:24	INJ		DNP	2-25	W 65
Oct 15	@ DAL	MIL	MIL	0-0 3/-1 18:56	INJ		DNP	5-27	L 59
Oct 17	@ CBJ	MIL	MIL	1-0 6/1 20:40	INJ	3-8	14	2-20	L 44
Oct 18	Vs CBJ	MIL	MIL	0-1 0/1 15:50	INJ		DNP	3-26	W 60
Oct 23	Vs CGY	MIL	MIL	0-1 5/-2 21:04	0-1 0/1 3:42		DNP	4-26	L 59
Oct 25	Vs L.A	MIL	MIL	1-0 1/-2 15:23	0-0 1/1 8:47		DNP	4-30	W 60
Oct 28	@ WSH	MIL	MIL	0-3 2/2 21:52	0-0 1/-1 6:06		DNP	3-32	O 65
Oct 30	Vs EDM	MIL	MIL	0-1 4/2 17:24	DND	1-28	W 60		DNP
Nov 1	Vs FLA	MIL	MIL	0-1 6/-1 22:34	DND	2-26	W 65		DNP
Nov 4	@ VAN	MIL	MIL	0-0 4/0 18:47	0-0 1/0 4:39		DNP	4-39	L 60
Nov 6	@ CGY	MIL	MIL	0-2 0/-2 18:17	0-0 0/0 7:03	4-10	20	3-19	L 39
Nov 8	@ COL	MIL	MIL	0-0 4/0 20:00	0-0 0/0 4:29		DNP	1-20	L 59
Nov 11	@ S.J	MIL	MIL	0-1 2/1 16:20	0-0 0/0 4:59		DNP	3-57	W 62
Nov 14	@ ANA	MIL	MIL	1-0 1/1 17:13	0-0 1/0 5:25		DNP	3-35	W 62
Nov 15	@ L.A	MIL	MIL	1-1 (W) 1/1 14:17	DND		DNP	1-34	W 59
Nov 17	Vs S.J	MIL	MIL	0-0 3/-2 19:34	DND		DNP	4-32	L 60
Nov 21	@ T.B	MIL	MIL	0-0 3/-1 17:47	0-0 0/-1 7:09		DNP	4-24	L 60
Nov 23	@ CAR	MIL	MIL	0-1 1/1 16:11	0-0 1/1 4:41		DNP	2-26	W 59
Nov 25	Vs STL	MIL	MIL	0-0 5/0 21:06	0-0 1/0 5:02		DNP	0-17	O 65
Nov 28	@ ATL	MIL	MIL	0-0 3/1 17:27	Traded to FLA	3-25	W 62		DNP
Nov 29	Vs MIN	MIL	MIL	0-1 0/0 14:23	on 11/28		DNP	6-29	L 60
Dec 1	@ BUF	MIL	MIL	1-1 2/2 15:00	-	0-30	W 60		DNP
Dec 4	Vs COL	MIL	MIL	0-1 3/-1 19:25	-	2-21	W 60		DNP
Dec 6	Vs MIN	MIL	MIL	1-0 (W) 2/1 17:03	-	0-32	W 60		DNP
Dec 8	@ STL	MIL	MIL	1-0 1/-2 14:39	-	5-25	L 59		DNP
Dec 9	Vs VAN	MIL	MIL	0-1 1/-1 17:50	-		DNP	2-27	L 59
Dec 11	@ CBJ	MIL	MIL	0-0 2/0 15:39	-		DNP	1-36	O 65
Dec 13	Vs DAL	MIL	MIL	0-1 1/1 15:19	-		DNP	0-27	W 60
Dec 18	@ PHX	MIL	MIL	0-0 1/0 19:46	-		DNP	2-27	L 59
Dec 20	Vs NYI	MIL	MIL	0-0 2/0 18:35	-	0-23	W 60		DNP
Dec 23	@ FLA	MIL	MIL	0-0 0/-1 16:02	-	2-42	L 59		DNP
Dec 26	Vs DET	MIL	MIL	0-0 4/0 16:13	-		DNP	2-40	W 60
Dec 28	@ EDM	MIL	MIL	0-1 2/-1 16:19	-	1-16	29	4-17	L 32
Dec 29	@ COL	MIL	MIL	0-0 2/-1 16:04	-	5-21	L 60		DNP
Jan 1	Vs VAN	MIL	MIL	0-0 3/0 20:15	-	2-32	L 58		DNP
Jan 3	Vs CGY	MIL	MIL	0-1 1/1 14:04	-		DNP	3-26	L 60
Jan 6	Vs COL	MIL	MIL	0-1 2/1 17:19	-	2-21	L 60		DNP
Jan 8	Vs PIT	MIL	0-0 3/0 12:54	0-0 4/0 12:38	-	1-18	W 37	2-7	23
Jan 10	Vs CHI	MIL	0-0 0/-1 9:15	0-1 1/0 12:27	-	1-35	W 60		DNP
Jan 11	@ CHI	MIL	0-0 2/-1 15:13	0-0 2/-1 17:26	-		DNP	2-32	L 59
Jan 13	@ TOR	MIL	0-0 2/0 14:14	0-0 2/0 16:55	-	0-17	W 60		DNP
Jan 15	@ MTL	MIL	0-0 3/1 13:26	1-0 2/1 15:24	-	3-20	L 59		DNP
Jan 17	Vs ATL	MIL	0-0 0/-3 11:22	0-0 0/-3 13:32	-	4-28	49	3-4	L 11
Jan 19	Vs N.J	MIL	MIL	0-0 1/-1 17:28	-	2-34	L 59		DNP
Jan 28	@ VAN	MIL	MIL	1-0 (W) 3/-1 16:21	-	3-27	W 60		DNP
Jan 30	@ CGY	MIL	MIL	1-0 3/-1 17:16	-	3-32	L 57		DNP
Feb 1	@ EDM	MIL	MIL	1-0 3/1 17:31	-	1-33	W 60		DNP
Feb 3	Vs PHX	MIL	MIL	0-0 0/1 16:56	-	1-30	W 60		DNP
Feb 5	Vs ANA	MIL	MIL	0-0 1/1 19:48	-	2-30	W 60		DNP
Feb 6	@ MIN	MIL	MIL	0-1 2/1 15:53	-		DNP	0-22	W 60
Feb 8	@ DAL	MIL	MIL	0-1 2/1 20:57	-		DNP	3-21	L 60
Feb 10	Vs DET	MIL	MIL	0-0 1/-2 15:38	-	4-50	L 59		DNP
Feb 12	Vs STL	MIL	MIL	0-0 3/0 21:29	-	3-27	W 64		DNP
Feb 14	Vs BOS	MIL	MIL	0-0 2/0 21:09	-	2-25	W 65		DNP
Feb 16	Vs OTT	MIL	MIL	0-0 0/0 19:15	-	2-24	L 59		DNP
Feb 18	@ DET	MIL	MIL	0-2 2/1 14:50	-		DNP	6-41	L 60
Feb 19	Vs STL	MIL	MIL	0-0 2/1 19:34	-	2-36	O 63		DNP
Feb 21	@ STL	MIL	MIL	0-1 3/1 14:09	-	0-30	W 63		DNP
Feb 24	Vs CHI	MIL	MIL	1-1 4/0 16:22	-	3-32	W 59		DNP
Feb 26	Vs PHX	MIL	MIL	0-1 4/2 16:04	-	1-26	W 60		DNP
Feb 28	Vs DET	0-1 0/1 10:30	MIL	0-3 1/2 17:15	-	0-30	W 60		DNP
Mar 3	Vs EDM	0-0 0/0 7:36	MIL	0-3 2/0 20:09	-	5-28	W 62		DNP
Mar 5	Vs CBJ	MIL	MIL	0-0 2/0 21:35	-	2-33	W 60		DNP
Mar 7	@ PHI	MIL	MIL	0-0 3/0 17:17	-	4-26	L 60		DNP
Mar 10	Vs WSH	MIL	MIL	0-0 3/0 18:39	-		INJ	2-44	O 62
Mar 12	Vs NYR	MIL	MIL	1-0 3/-2 20:20	-		DNP	4-32	L 58
Mar 14	@ PHX	MIL	MIL	1-0 (W) 5/1 15:58	-	0-18	W 60		DNP
Mar 16	@ L.A	MIL	MIL	0-2 3/0 17:03	-	3-29	W 60		DNP
Mar 18	@ ANA	MIL	MIL	1-1 4/1 14:42	-	4-31	O 61		DNP
Mar 19	@ S.J	MIL	MIL	0-1 4/1 17:09	-	2-38	O 65		DNP
Mar 24	Vs ANA	MIL	MIL	0-0 2/-1 16:33	-	1-19	O 65		DNP
Mar 26	Vs S.J	0-0 0/1 14:08	MIL	0-0 0/0 16:36	-	2-31	W 60		DNP
Mar 28	Vs L.A	1-0 1/2 15:18	MIL	0-0 1/-1 16:49	-	3-27	W 64		DNP
Mar 29	@ DET	0-1 0/0 15:13	MIL	0-1 3/0 12:52	-	3-36	W 60		DNP
Mar 31	@ CBJ	1-0 2/0 19:50	0-0 1/-1 9:23	0-0 1/-2 19:25	-	2-33	L 59		DNP
Apr 3	@ CHI	1-0 2/0 19:28	DND	0-0 0/-2 15:47	-	2-31	L 59		DNP
Apr 4	Vs CBJ	0-0 0/-1 9:47	DND	0-1 0/0 18:29	-	4-23	W 65		DNP
Apr 7	Vs CHI	0-0 0/-1 9:02	MIL	0-1 1/0 20:04	-	3-27	L 59		DNP
Apr 9	@ DET	0-0 0/0 8:34	MIL	1-1 2/1 22:00	-	3-26	W 65		DNP
Apr 10	@ MIN	0-0 1/0 9:12	MIL	0-2 2/0 18:08	-	6-35	L 59		DNP

Skaters: Goals-Assists (Game Winning) Shots (+/-) TOI DND: Did Not Dress DNP: Did not play INJ: Injured MIL: Milwaukee (AHL)

2008-09

MAN-GAMES LOST DUE TO INJURY, ILLNESS OR SUSPENSION

PLAYER	DATE OF INJURY / SUSP.	TYPE OF INJURY	DATES MISSED	GAMES MISSED
Arnott	10/13/08	Fractured Finger	10/15-10/18	3
	1/10/09	Lower-body Injury	1/11-1/15	3
	3/10/09	Upper-body Injury	3/12-4/3	11
Belak	1/30/09	Shoulder Injury	2/3-2/10	5
	2/17/09	Illness	2/18	1
	3/15/09	Lower-body Injury	3/16-4/10	13
Bonk	2/12/09	Upper-body Injury	2/14-2/16	2
	2/21/09	Upper-body Injury	2/24-3/19	12
de Vries	1/7/09	Concussion-like symptoms	1/8-2/1	10
Erat	11/6/08	Upper-body Injury	11/8-11/14	3
	2/26/09	Lower-body Injury	2/28-3/3	2
	3/29/09	Fractured Leg	3/31-4/10	6
Fiddler	11/25/08	Illness	11/25	1
Jones	1/9/09	Illness	1/10	1
	3/23/09	Upper-body Injury	3/24-4/4	7
Legwand	3/25/09	Facial Injury	3/26-4/10	9
Nichol	12/9/08	Concussion	12/11-3/7	38
Ortmeyer	2/23/08	Blood Clot	10/10-12/1	24
Pihlstrom	3/31/09	Upper-body Injury	4/3-4/10	5
Rinne	3/10/09	Illness	3/10	1
Sullivan	2/22/07	Back Injury	10/10-1/8, 1/11	41
Sulzer	1/28/09	Separated Shoulder	1/30-3/3	17
Tarnasky	9/29/08	Broken Thumb	10/10-10/18	6
Tootoo	12/8/08	Lower-body Injury	12/9-12/11	2
	1/30/09	Upper-body Injury	2/1-2/12	7
Ward	11/6/08	Upper-body Injury	11/8-11/11	2
Weber	1/13/09	Foot Injury	1/15	1
TOTAL MAN-GAMES LOST DUE TO INJURY OR ILLNESS:				**233**
TOTAL MAN-GAMES LOST DUE TO SUSPENSION: *(Includes all traded players)*				**0**

PREDATORS MAN-GAMES LOST DUE TO INJURY OR ILLNESS		
1998-99 - 391	2001-02 - 218	2005-06 - 272
1999-00 - 318	2002-03 - 256	2006-07 - 196
2000-01 - 155	2003-04 - 248	2007-08 - 239

TRANSACTIONS

TRAINING CAMP

September 19, 2008: Signed defenseman Nolan Yonkman to a one-year contract.

September 26, 2008: Reassigned goaltenders Chet Pickard and Jeremy Smith to their junior teams. Released Brandon Buck from an amateur tryout.

September 27, 2008: Reassigned defenseman Jonathon Blum to his junior team. Reassigned defenseman Teemu Laakso and forwards Mark Santorelli, Nick Spaling and Kelsey Wilson to Milwaukee (AHL). Released Geoff Peters from a professional tryout.

September 28, 2008: Reassigned defenseman Cody Franson and forwards Mike Santorelli and Andreas Thuresson to Milwaukee (AHL).

September 29, 2008: Reassigned forwards Ryan Maki and Ian McKenzie, defenseman Robert Dietrich and goaltender Mark Dekanich to Milwaukee (AHL). Released forward Stephen Werner and defensemen Scott Ford and Mark Matheson from professional tryouts.

Acquired forward Nick Tarnasky from Tampa Bay for a sixth-round selection in the 2009 Entry Draft (Jaroslav Janus).

September 30, 2008: Reassigned goaltender Drew MacIntyre to Milwaukee (AHL). Released forward Michael Ryan from a professional tryout.
.
October 4, 2008: Reassigned forwards Cal O'Reilly and Triston Grant, and defenseman Alexander Sulzer to Milwaukee (AHL).

October 7, 2008: Reassigned forward Josh Gratton to Milwaukee (AHL).

October 8, 2008: Reassigned forward Antti Pihlstrom to Milwaukee (AHL).

REGULAR SEASON

October 30, 2008: Acquired forward Hugh Jessiman from the New York Rangers for future considerations.

Acquired defenseman Tim Ramholt from Philadelphia for forward Josh Gratton.

November 20, 2008: Reassigned forwards Patric Hornqvist and Ryan Jones to Milwaukee (AHL).

November 24, 2008: Recalled forward Antti Pihlstrom from Milwaukee (AHL).

November 27, 2008: Acquired forward Wade Belak from Florida for forward Nick Tarnasky.

December 3, 2008: Assigned forward Jed Ortmeyer to Milwaukee (AHL).

December 6, 2008: Recalled goaltender Drew MacIntyre from Milwaukee (AHL).

December 8, 2008: Reassigned goaltender Drew MacIntyre to Milwaukee (AHL).

December 11, 2008: Recalled forward Ryan Jones from Milwaukee (AHL).

December 12, 2008: Reassigned forward Ryan Jones to Milwaukee (AHL).

January 6, 2009: Recalled forward Ryan Jones from Milwaukee (AHL).

January 8, 2009: Recalled forward Mike Santorelli from Milwaukee (AHL).

Signed defenseman Alexander Sulzer to a two-year contract.

January 10, 2009: Forward Rich Peverley claimed on waivers by Atlanta.

January 14, 2009: Recalled defenseman Alexander Sulzer from Milwaukee (AHL).

January 17, 2009: Reassigned defenseman Alexander Sulzer and forwards Ryan Jones and Mike Santorelli to Milwaukee (AHL).

January 26, 2009: Recalled defenseman Alexander Sulzer and forward Ryan Jones from Milwaukee (AHL).

February 3, 2009: Recalled forward Patric Hornqvist from Milwaukee (AHL).

February 14, 2009: Reassigned forward Patric Hornqvist to Milwaukee (AHL).

February 28, 2009: Recalled forward Cal O'Reilly from Milwaukee (AHL).

March 4, 2009: Reassigned forward Cal O'Reilly and defenseman Alexander Sulzer to Milwaukee (AHL).

March 10, 2009: Recalled goaltender Drew MacIntyre from Milwaukee (AHL).

March 11, 2009: Reassigned goaltender Drew MacIntyre to Milwaukee (AHL).

March 17, 2009: Recalled forward Patric Hornqvist from Milwaukee (AHL).

March 26, 2009: Recalled forward Cal O'Reilly from Milwaukee (AHL).

March 30, 2009: Recalled forward Mike Santorelli from Milwaukee (AHL).

April 2, 2009: Recalled forward Jed Ortmeyer from Milwaukee (AHL).

April 4, 2009: Reassigned forward Mike Santorelli to Milwaukee (AHL).

April 7, 2009: Reassigned forward Patric Hornqvist to Milwaukee (AHL).

April 13, 2009: Reassigned forwards Ryan Jones, Cal O'Reilly and Jed Ortmeyer to Milwaukee (AHL).

OFF-SEASON

April 17, 2009: Signed forward Colin Wilson to a three-year entry-level contract.

June 8, 2009: Signed forward Triston Grant to a one-year, two-way contract.

June 15, 2009: Named Martin Gelinas the team's director of player development.

June 26, 2009: Selected defenseman Ryan Ellis in the 2009 NHL Entry Draft.

June 27, 2009: Traded Carolina's fifth-round selection in the 2009 Entry Draft (Michael Zador) to Tampa Bay for its fifth-round selection in the 2010 Entry Draft. Traded Philadelphia's seventh-round selection in the 2009 Entry Draft (Maxwell Tardy) to St. Louis for its seventh-round selection in the 2010 Entry Draft. Selected forwards Taylor Beck, Gabriel Bourque, Zach Budish, Michael Latta, Nick Oliver Cameron Reid and Craig Smith, and defensemen Mattias Ekholm and Charles-Olivier Roussel in the 2009 Entry Draft.

July 1, 2009: Signed forwards Steve Sullivan and Joel Ward to two-year contracts.

July 13, 2009: Signed defenseman Nolan Yonkman to a one-year, two-way contract.

July 14, 2009: Signed free-agent forward Ben Guite to a one-year, two-way contract.

Signed restricted free agent Ryan Maki to a one-year, two-way contract.

July 16, 2009: Signed free-agent forward Peter Olvecky to a one-year, two-way contract.

July 20, 2009: Signed free-agent forward Ben Eaves to a one-year, two-way contract.

August 10, 2009: Signed restricted free agent Ryan Jones to a two-year contract.

August 21, 2009: Signed free-agent forward Marcel Goc to a one-year, two-way contract.

September 1, 2009: Predators sign restricted free agent Cal O'Reilly to a two-year contract.

AMERICAN HOCKEY LEAGUE STANDINGS AND LEADERS

EASTERN CONFERENCE

ATLANTIC DIVISION

RANK		Team	GP	W	L	OTL	SOL	GF	GA	PTS	PCT	PIM
1	y	Hartford Wolf Pack	80	46	27	3	4	243	216	99	.619	1690
2	x	Providence Bruins	80	43	29	2	6	238	232	94	.588	1324
3	x	Portland Pirates	80	39	31	3	7	249	239	88	.550	1209
4	x	Worcester Sharks	80	42	35	1	2	223	223	87	.544	1446
5		Manchester Monarchs	80	37	35	0	8	211	218	82	.512	1349
6		Lowell Devils	80	35	36	2	7	213	243	79	.494	1472
7		Springfield Falcons	80	24	44	8	4	188	258	60	.375	1516

EAST DIVISION

RANK		Team	GP	W	L	OTL	SOL	GF	GA	PTS	PCT	PIM
1	y	Hershey Bears	80	49	23	2	6	296	240	106	.662	1610
2	x	Bridgeport Sound Tigers	80	49	23	3	5	241	212	106	.662	1164
3	x	Wilkes-Barre/Scranton Penguins	80	49	25	3	3	274	212	104	.650	1422
4	x	Philadelphia Phantoms	80	43	30	2	5	234	232	93	.581	1432
5		Binghamton Senators	80	41	30	5	4	232	238	91	.569	1610
6		Norfolk Admirals	80	33	38	4	5	236	269	75	.469	1850
7		Albany River Rats	80	33	40	3	4	219	258	73	.456	1552

WESTERN CONFERENCE

NORTH DIVISION

RANK		Team	GP	W	L	OTL	SOL	GF	GA	PTS	PCT	PIM
1	y	Manitoba Moose	80	50	23	1	6	239	188	107	.669	1377
2	x	Hamilton Bulldogs	80	49	27	4	0	263	201	102	.637	1360
3	x	Grand Rapids Griffins	80	43	25	6	6	255	226	98	.613	963
4	x	Toronto Marlies	80	39	29	5	7	240	229	90	.562	1547
5		Syracuse Crunch	80	40	32	5	3	214	226	88	.550	1830
6		Lake Erie Monsters	80	34	38	3	5	199	218	76	.475	1298
7		Rochester Americans	80	29	43	0	8	184	259	66	.412	1293

WEST DIVISION

RANK		Team	GP	W	L	OTL	SOL	GF	GA	PTS	PCT	PIM
1	**y**	**Milwaukee Admirals**	**80**	**49**	**22**	**3**	**6**	**229**	**195**	**107**	**.669**	**1332**
2	x	Peoria Rivermen	80	43	31	2	4	215	211	92	.575	1522
3	x	Houston Aeros	80	38	31	2	9	218	230	87	.544	1457
4	x	Rockford IceHogs	80	40	34	0	6	229	220	86	.537	1459
5		Quad City Flames	80	36	31	6	7	212	216	85	.531	1417
6		Chicago Wolves	80	38	37	3	2	226	222	81	.506	1288
7		Iowa Chops	80	33	33	4	10	209	260	80	.500	1437
8		San Antonio Rampage	80	36	38	2	4	205	243	78	.487	1822

POINTS	TEAM	GP	G	A	PTS
Alexandre Giroux	HER	69	60	37	97
Keith Aucoin	HER	70	25	71	96
Jason Krog	MTB	74	30	56	86
Janne Pesonen	WBS	70	32	50	82
Artem Anisimov	HFD	80	37	44	81
Darren Haydar	G.R	79	31	49	80
Tim Stapleton	TOR	70	28	51	79
Corey Locke	HOU	77	25	54	79
Pierre-Alexandre Parenteau	HFD	74	29	49	78
Kyle Greentree	Q.C	79	39	37	76
Jeff Taffe	WBS	74	25	50	75
Chris Bourque	HER	69	21	52	73
Ryan Vesce	WOR	67	24	47	71
Mike Santorelli	**MIL**	**70**	**27**	**43**	**70**
Jared Ross	PHI	64	29	40	69
Cal O'Reilly	**MIL**	**67**	**13**	**56**	**69**
Mark Mancari	POR	73	29	38	67
Tim Kennedy*	POR	73	18	49	67
Mathieu Darche	POR	80	31	35	66
Jiri Tlusty	TOR	66	25	41	66

* - Denotes Rookie

LEADING GOALTENDERS (based on 1560 minutes or more)

	TEAM	GP	MIN	SA	GA	SO	GAA	SV%	W	L	SOL
Cory Schneider	MTB	40	2324	1093	79	5	2.04	0.928	28	10	1
Mark Dekanich*	**MIL**	**30**	**1663**	**753**	**58**	**1**	**2.09**	**0.923**	**15**	**10**	**2**
Nathan Lawson*	BRI	31	1723	855	62	2	2.16	0.927	19	9	2
Leland Irving*	Q.C	47	2658	1119	99	1	2.23	0.912	24	18	2
Drew MacIntyre	**MIL**	**55**	**3180**	**1541**	**122**	**4**	**2.30**	**0.921**	**34**	**15**	**4**
Brian Elliott	BNG	30	1691	881	65	2	2.31	0.926	18	8	1
Matt Zaba*	HFD	41	2262	1104	88	2	2.33	0.920	25	10	0
John Curry	WBS	50	2996	1416	119	4	2.38	0.916	33	15	1
Jonathan Bernier*	MCH	54	3101	1435	124	5	2.40	0.914	23	24	4
Antti Niemi	RFD	38	2095	975	85	2	2.43	0.913	18	14	3
Mike Brodeur	RCH	38	2127	1095	87	2	2.45	0.921	18	13	4
Scott Munroe	PHI	56	3271	1812	134	4	2.46	0.926	31	19	4
Marc Denis	HAM	46	2659	1363	109	5	2.46	0.920	27	18	0
Tyler Weiman	L.E	44	2559	1236	105	8	2.46	0.915	21	20	2
Thomas Greiss	WOR	57	3346	1488	138	1	2.47	0.907	30	24	2

GOALS	TEAM	GP	G
Alexandre Giroux	HER	69	60
Kyle Greentree	Q.C	79	39
Ryan Potulny	SPR	70	38
Artem Anisimov	HFD	80	37
Chris Minard	WBS	54	34

ASSISTS	TEAM	GP	A
Keith Aucoin	HER	70	71
Cal O'Reilly	**MIL**	**67**	**56**
Jason Krog	MTB	74	56
Corey Locke	HOU	77	54
Chris Bourque	HER	69	52

PENALTY MIN	TEAM	GP	PIM
Francis Lessard	S.A	59	324
Jay Rosehill	TOR	70	275
Matt Clackson*	PHI	80	263
Devin DiDiomete*	HFD	73	239
Jon Mirasty	SYR	58	227

2008-09

MILWAUKEE ADMIRALS (AHL) FINAL SCORING

	#	Player		Pos	GP	G	A	PTS	+/-	PIM	PP	SH	GW	Shots	Sh%
	19	**Mike Santorelli**		**C**	**70**	**27**	**43**	**70**	**-1**	**36**	**12**	**1**	**5**	**189**	**14.3**
	16	**Cal O'Reilly**		**C**	**67**	**13**	**56**	**69**	**8**	**20**	**4**	**1**	**1**	**97**	**13.4**
	6	**Cody Franson**		**D**	**76**	**11**	**41**	**52**	**-1**	**47**	**6**	**0**	**3**	**147**	**7.5**
*	**28**	**Patric Hornqvist**		**RW**	**49**	**17**	**18**	**35**	**-3**	**44**	**8**	**0**	**3**	**161**	**10.6**
*	**13**	**Nick Spaling**		**C**	**79**	**12**	**23**	**35**	**6**	**28**	**2**	**0**	**1**	**136**	**8.8**
	52	**Alexander Sulzer**		**D**	**48**	**8**	**26**	**34**	**8**	**36**	**4**	**0**	**2**	**64**	**12.5**
	17	**Kelsey Wilson**		**LW**	**80**	**15**	**17**	**32**	**10**	**160**	**4**	**0**	**2**	**103**	**14.6**
	12	**Andreas Thuresson**		**RW**	**74**	**14**	**15**	**29**	**6**	**32**	**2**	**1**	**1**	**129**	**10.9**
	47	**Hugh Jessiman**	**TOTAL**	**RW**	**69**	**20**	**7**	**27**	**1**	**102**	**9**	**0**	**6**	**138**	**14.5**
			MIL	**RW**	**63**	**20**	**7**	**27**	**1**	**100**	**9**	**0**	**6**	**131**	**15.3**
	7	**Ryan Maki**		**RW**	**65**	**12**	**13**	**25**	**14**	**37**	**3**	**1**	**1**	**115**	**10.4**
	20	Mark Matheson		D	76	2	23	25	7	42	1	0	1	67	3.0
	41	**Jed Ortmeyer**		**RW**	**55**	**10**	**13**	**23**	**12**	**51**	**2**	**2**	**2**	**130**	**7.7**
*	**10**	**Ryan Jones**		**LW**	**25**	**13**	**9**	**22**	**6**	**30**	**3**	**0**	**3**	**69**	**18.8**
*	**25**	**Robert Dietrich**		**D**	**63**	**4**	**15**	**19**	**-1**	**32**	**2**	**0**	**1**	**62**	**6.5**
	8	Stephen Werner		RW	37	7	8	15	2	18	1	0	2	51	13.7
	40	**Antti Pihlstrom**		**LW**	**15**	**8**	**4**	**12**	**-3**	**10**	**5**	**0**	**1**	**58**	**13.8**
	37	James Sixsmith	TOTAL	LW	42	5	6	11	-5	16	0	0	2	39	12.8
			MIL	LW	24	3	6	9	2	8	0	0	1	21	14.3
	21	**Triston Grant**		**LW**	**55**	**3**	**8**	**11**	**11**	**153**	**0**	**0**	**0**	**74**	**4.1**
	4	Scott Ford		D	63	4	6	10	9	128	1	0	2	46	8.7
	43	**Nolan Yonkman**		**D**	**61**	**3**	**7**	**10**	**7**	**80**	**0**	**0**	**0**	**37**	**8.1**
	34	**Tim Ramholt**	**TOTAL**	**D**	**66**	**2**	**8**	**10**	**2**	**36**	**0**	**0**	**1**	**49**	**4.1**
			MIL	**D**	**59**	**2**	**8**	**10**	**3**	**36**	**0**	**0**	**1**	**42**	**4.8**
	2	**Teemu Laakso**		**D**	**42**	**2**	**7**	**9**	**7**	**50**	**0**	**0**	**1**	**33**	**6.1**
	29	Justin Taylor	MIL	C	3	2	1	3	1	0	0	0	0	6	33.3
*	15	Oren Eizenman	TOTAL	C	31	2	5	7	-6	4	0	0	0	38	5.3
			MIL	C	20	2	3	5	0	0	0	0	0	18	11.1
*	**11**	**Mark Santorelli**		**LW**	**53**	**1**	**6**	**7**	**-3**	**8**	**0**	**0**	**0**	**51**	**2.0**
	18	Geoff Peters		C	46	4	1	5	-8	63	0	0	3	42	9.5
	24	**Josh Gratton**	**MIL**	**LW**	**7**	**2**	**3**	**5**	**0**	**10**	**0**	**1**	**1**	**15**	**13.3**
*	**23**	**Ian McKenzie**		**RW**	**26**	**3**	**1**	**4**	**-2**	**31**	**0**	**0**	**0**	**26**	**11.5**
*	3	T.J. McElroy		D	11	0	3	3	5	10	0	0	0	9	0.0
*	24	Patrick Bordeleau	MIL	LW	2	0	0	0	-1	0	0	0	0	1	0.0
*	29	Adam Miller	MIL	F	10	1	0	1	2	6	0	0	1	13	7.7
*	5	Russ Sinkewich	MIL	D	5	0	1	1	3	2	0	0	0	3	0.0
*	**31**	**Mark Dekanich**		**G**	**30**	**0**	**1**	**1**	**0**	**2**	**0**	**0**	**0**	**0**	**0.0**
	1	**Drew MacIntyre**		**G**	**55**	**0**	**1**	**1**	**0**	**4**	**0**	**0**	**0**	**0**	**0.0**
*	24	Matt Syroczynski		LW	1	0	0	0	-1	0	0	0	0	0	0.0
*	49	Matt Beaudoin		RW	2	0	0	0	-1	0	0	0	0	1	0.0
*	5	Brad Zanon	MIL	D	3	0	0	0	0	2	0	0	0	0	0.0
*	29	Mark Van Guilder		F	5	0	0	0	-1	0	0	0	0	2	0.0
		BENCH			**80**	**4**				**16**				**4**	
		TOTALS			**80**	**229**	**394**	**619**	**104**	**1332**	**69**	**7**	**45**	**2153**	**10.5**

	#	Goalie	GP	MINS	W	L	SOL	SO	EN	GA	GAA	SA	SVS	SV%
*	**31**	**Mark Dekanich**	**30**	**1663**	**15**	**10**	**2**	**1**	**3**	**58**	**2.09**	**753**	**695**	**.923**
	1	**Drew MacIntyre**	**55**	**3180**	**34**	**15**	**4**	**4**	**6**	**122**	**2.30**	**1541**	**1419**	**.921**
		TOTALS	**80**	**4843**	**49**	**25**	**6**	**5**	**9**	**180**	**2.23**	**2294**	**2114**	**.922**

Bold - on Nashville Predators' 2008-09 reserve list
* - denotes Rookie

MILWAUKEE ADMIRALS (AHL) PLAYOFF STATISTICS

WEST DIVISION SEMIFINALS: Milwaukee Admirals (1) vs. Rockford IceHogs (4)

No.	Date	Score	Game-winning goal	Winning goaltender
1	April 16, 2009	Rockford 1 at Milwaukee 3	Cal O'Reilly	Drew MacIntyre
2	April 18, 2009	Rockford 1 at Milwaukee 3	Hugh Jessiman	Drew MacIntyre
3	April 19, 2009	Milwaukee 3 at Rockford 1	Triston Grant	Drew MacIntyre
4	April 21, 2009	Milwaukee 4 at Rockford 1	Mike Santorelli	Drew MacIntyre

(Milwaukee wins series, 4 games to 0)

Division Semifinals	GP	W	L	GF	GA
Milwaukee	4	4	0	13	4
Rockford	4	0	4	4	13

WEST DIVISION FINALS: Milwaukee Admirals (1) vs. Houston Aeros (3)

No.	Date	Score	Game-winning goal	Winning goaltender
1	April 30, 2009	Houston 2 at Milwaukee 1	Krys Kolanos	Anton Khudobin
2	May 2, 2009	Houston 1 at Milwaukee 4	Ryan Jones	Drew MacIntyre
3	May 5, 2009	Milwaukee 1 at Houston 3	Matt Beaudoin	Anton Khudobin
4	May 7, 2009	Milwaukee 0 at Houston 2	Benoit Pouliot	Anton Khudobin
5	May 9, 2009	Milwaukee 4 at Houston 3	Kelsey Wilson	Drew MacIntyre
6	May 11, 2009	Houston 0 at Milwaukee 7	Hugh Jessiman	Drew MacIntyre
7	May 13, 2009	Houston 5 at Milwaukee 2	Clayton Stoner	Anton Khudobin

(Houston wins series, 4 games to 3)

Division Semifinals	GP	W	L	GF	GA
Milwaukee	7	3	4	19	16
Houston	7	4	3	16	19

2009 MILWAUKEE ADMIRALS PLAYOFF SCORING

	#	Player	Pos	GP	G	A	PTS	+/-	PIM	PP	SH	GW	Shots	Sh%
	19	**Mike Santorelli**	**C**	**11**	**6**	**5**	**11**	**7**	**6**	**0**	**0**	**1**	**28**	**21.4**
	28	**Patric Hornqvist**	**RW**	**11**	**4**	**4**	**8**	**2**	**6**	**1**	**0**	**0**	**55**	**7.3**
	6	**Cody Franson**	**D**	**11**	**3**	**5**	**8**	**9**	**8**	**0**	**0**	**0**	**23**	**13.0**
	16	**Cal O'Reilly**	**C**	**11**	**2**	**6**	**8**	**2**	**0**	**0**	**1**	**1**	**10**	**20.0**
*	**25**	**Robert Dietrich**	**D**	**11**	**1**	**7**	**8**	**7**	**2**	**0**	**0**	**0**	**11**	**9.1**
*	**10**	**Ryan Jones**	**LW**	**11**	**4**	**3**	**7**	**6**	**10**	**2**	**0**	**1**	**30**	**13.3**
	41	**Jed Ortmeyer**	**RW**	**11**	**1**	**6**	**7**	**10**	**8**	**0**	**0**	**0**	**18**	**5.6**
	22	Bryan Smolinski	C	7	3	1	4	4	6	1	0	0	12	25.0
	12	**Andreas Thuresson**	**RW**	**11**	**3**	**1**	**4**	**0**	**4**	**1**	**0**	**0**	**22**	**13.6**
	17	**Kelsey Wilson**	**LW**	**10**	**1**	**2**	**3**	**5**	**20**	**0**	**0**	**1**	**13**	**7.7**
	20	Mark Matheson	D	11	0	3	3	5	2	0	0	0	7	0.0
*	**13**	**Nick Spaling**	**C**	**11**	**0**	**3**	**3**	**2**	**8**	**0**	**0**	**0**	**22**	**0.0**
	47	**Hugh Jessiman**	**RW**	**10**	**2**	**0**	**2**	**1**	**10**	**0**	**0**	**2**	**17**	**11.8**
	21	**Triston Grant**	**LW**	**11**	**1**	**1**	**2**	**2**	**12**	**0**	**0**	**1**	**19**	**5.3**
	7	**Ryan Maki**	**RW**	**11**	**1**	**1**	**2**	**5**	**4**	**0**	**0**	**0**	**23**	**4.3**
*	15	Oren Eizenman	C	4	0	1	1	1	4	0	0	0	2	0.0
	34	**Tim Ramholt**	**D**	**8**	**0**	**1**	**1**	**0**	**8**	**0**	**0**	**0**	**5**	**0.0**
	4	Scott Ford	D	11	0	1	1	7	2	0	0	0	8	0.0
*	**3**	**Jonathon Blum**	**D**	**5**	**0**	**0**	**0**	**0**	**0**	**0**	**0**	**0**	**5**	**0.0**
	1	**Drew MacIntyre**	**G**	**11**	**0**	**0**	**0**	**0**	**2**	**0**	**0**	**0**	**0**	**0.0**
	43	**Nolan Yonkman**	**D**	**11**	**0**	**0**	**0**	**5**	**15**	**0**	**0**	**0**	**9**	**0.0**
		TOTALS		**11**	**32**	**51**	**83**	**80**	**143**	**5**	**1**	**7**	**339**	**9.4**

#	Goalie	GP	MINS	W	L	SO	EN	GA	GAA	SA	SVS	SV%
1	**Drew MacIntyre**	**11**	**655**	**7**	**4**	**1**	**2**	**18**	**1.65**	**261**	**243**	**.931**
	TOTALS	**11**	**655**	**7**	**4**	**1**	**2**	**18**	**1.65**	**261**	**243**	**.931**

Bold - on Nashville Predators' 2008-09 reserve list
* - denotes Rookie

58
Reebok

Image courtesy of Getty Images/John Russell

NHL & OPPONENTS

NHL & OPPONENTS
FINAL STANDINGS

EASTERN CONFERENCE

ATLANTIC DIVISION

	GP	W	L	OT	Pts	GF	GA
New Jersey Devils	82	51	27	4	106	244	209
Pittsburgh Penguins	82	45	28	9	99	264	239
Philadelphia Flyers	82	44	27	11	99	264	238
New York Rangers	82	43	30	9	95	210	218
New York Islanders	82	26	47	9	61	201	279

NORTHEAST DIVISION

	GP	W	L	OT	Pts	GF	GA
Boston Bruins	82	53	19	10	116	274	196
Montréal Canadiens	82	41	30	11	93	249	247
Buffalo Sabres	82	41	32	9	91	250	234
Ottawa Senators	82	36	35	11	83	217	237
Toronto Maple Leafs	82	34	35	13	81	250	293

SOUTHEAST DIVISION

	GP	W	L	OT	Pts	GF	GA
Washington Capitals	82	50	24	8	108	272	245
Carolina Hurricanes	82	45	30	7	97	239	226
Florida Panthers	82	41	30	11	93	234	231
Atlanta Thrashers	82	35	41	6	76	257	280
Tampa Bay Lightning	82	24	40	18	66	210	279

WESTERN CONFERENCE

CENTRAL DIVISION

	GP	W	L	OT	Pts	GF	GA
Detroit Red Wings	82	51	21	10	112	295	244
Chicago Blackhawks	82	46	24	12	104	264	216
St Louis Blues	82	41	31	10	92	233	233
Columbus Blue Jackets	82	41	31	10	92	226	230
Nashville Predators	**82**	**40**	**34**	**8**	**88**	**213**	**233**

NORTHWEST DIVISION

	GP	W	L	OT	Pts	GF	GA
Vancouver Canucks	82	45	27	10	100	246	220
Calgary Flames	82	46	30	6	98	254	248
Minnesota Wild	82	40	33	9	89	219	200
Edmonton Oilers	82	38	35	9	85	234	248
Colorado Avalanche	82	32	45	5	69	199	257

PACIFIC DIVISION

	GP	W	L	OT	Pts	GF	GA
San Jose Sharks	82	53	18	11	117	257	204
Anaheim Ducks	82	42	33	7	91	245	238
Dallas Stars	82	36	35	11	83	230	257
Phoenix Coyotes	82	36	39	7	79	208	252
Los Angeles Kings	82	34	37	11	79	207	234

2009 Stanley Cup Playoff Results

EASTERN CONFERENCE	WESTERN CONFERENCE
Quarterfinals	**Quarterfinals**
Boston defeated Montreal 4-0	Anaheim defeated San Jose 4-2
Washington defeated N.Y. Rangers 4-3	Detroit defeated Columbus 4-0
Carolina defeated New Jersey 4-3	Vancouver defeated St. Louis 4-0
Pittsburgh defeated Philadelphia 4-2	Chicago defeated Calgary 4-2
Semifinals	**Semifinals**
Carolina defeated Boston 4-3	Detroit defeated Anaheim 4-3
Pittsburgh defeated Washington 4-3	Chicago defeated Vancouver 4-2
Conference Finals	**Conference Finals**
Pittsburgh defeated Carolina 4-0	Detroit defeated Chicago 4-1
Stanley Cup Finals	
Pittsburgh defeated Detroit 4-3	

2008-09 AWARDS

AWARD	GIVEN TO	WINNER	TEAM
Hart Memorial Trophy	Most valuable player, selected by the Professional Hockey Writers' Association	Alexander Ovechkin	Washington Capitals
Art Ross Trophy	NHL scoring leader	Evgeni Malkin	Pittsburgh Penguins
Maurice "Rocket" Richard Trophy	NHL goal-scoring leader	Alexander Ovechkin	Washington Capitals
Calder Memorial Trophy	Rookie of the year, selected by the PHWA	Steve Mason	Columbus Blue Jackets
James Norris Memorial Trophy	Top defenseman, selected by the PHWA	Zdeno Chara	Boston Bruins
Vezina Trophy	Top goaltender, selected by the NHL general managers	Tim Thomas	Boston Bruins
Conn Smythe Trophy	Playoff MVP, selected by the PHWA	Evgeni Malkin	Pittsburgh Penguins
William M. Jennings Trophy	Team goaltender(s) with fewest goals against	Tim Thomas, Manny Fernandez	Boston Bruins
Lady Byng Memorial Trophy	Most sportsmanlike player, selected by the PHWA	Pavel Datsyuk	Detroit Red Wings
Frank J. Selke Trophy	Top defensive forward, selected by the PHWA	Pavel Datsyuk	Detroit Red Wings
Bill Masterton Memorial Trophy	**Player who best exemplifies perseverance, sportsmanship and dedication to hockey, selected by the PHWA**	**Steve Sullivan**	**Nashville Predators**
King Clancy Memorial Trophy	Player who best exemplifies leadership and humanitarian contributions	Ethan Moreau	Edmonton Oilers
Lester B. Pearson Award	Most valuable player, selected by the NHL Players' Association	Alexander Ovechkin	Washington Capitals
Jack Adams Award	Coach of the year, selected by the NHL Broadcasters' Association	Claude Julien	Boston Bruins
NHL Foundation Award	Contribution to charitable causes	Rick Nash	Columbus Blue Jackets
Mark Messier Leadership Award	Superior leader in hockey and a contributing member of society	Jarome Iginla	Calgary Flames
NHL Lifetime Achievement Award		Jean Béliveau	
Lester Patrick Trophy	Hockey personnel who have given outstanding service to hockey in the United States	Brian Burke, Phil Housley, Ted Lindsay, Bob Naegele Jr.	
Presidents' Trophy	Club with top regular-season record	San Jose Sharks	
Prince of Wales Trophy	Eastern Conference Champion	Pittsburgh Penguins	
Clarence S. Campbell Bowl	Western Conference Champion	Detroit Red Wings	
Stanley Cup	NHL Playoff Champion	Pittsburgh Penguins	

2008-09 NHL ALL-STAR TEAMS

FIRST ALL-STAR TEAM			
	GOALTENDER	Tim Thomas	Boston Bruins
	DEFENSE	Mike Green	Washington Capitals
	DEFENSE	Zdeno Chara	Boston Bruins
	CENTER	Evgeni Malkin	Pittsburgh Penguins
	LEFT WING	Alex Ovechkin	Washington Capitals
	RIGHT WING	Jarome Iginla	Calgary Flames
SECOND ALL-STAR TEAM			
	GOALTENDER	Steve Mason	Columbus Blue Jackets
	DEFENSE	Nicklas Lidstrom	Detroit Red Wings
	DEFENSE	Dan Boyle	San Jose Sharks
	CENTER	Pavel Datsyuk	Detroit Red Wings
	LEFT WING	Zach Parise	New Jersey Devils
	RIGHT WING	Marian Hossa	Detroit Red Wings
ALL-ROOKIE TEAM			
	GOALTENDER	Steve Mason	Columbus Blue Jackets
	DEFENSE	Drew Doughty	Los Angeles Kings
	DEFENSE	Luke Schenn	Toronto Maple Leafs
	FORWARD	Patrik Berglund	St. Louis Blues
	FORWARD	Bobby Ryan	Anaheim Ducks
	FORWARD	Kris Versteeg	Chicago Blackhawks

2008-09 NHL CATEGORY LEADERS

CATEGORY	LEADER	TEAM	TOTAL
Goals	Alexander Ovechkin	Washington Capitals	56
Assists	Evgeni Malkin	Pittsburgh Penguins	78
Points	Evgeni Malkin	Pittsburgh Penguins	113
Points by Defenseman	Mike Green	Washington Capitals	73
Points by Rookie	Bobby Ryan	Anaheim Ducks	57
Power-play Goals	Thomas Vanek	Buffalo Sabres	20
Shorthanded Goals	Mike Richards	Philadelphia Flyers	7
Game-winning Goals	Jeff Carter	Philadelphia Flyers	12
Overtime Goals	Jeff Carter/Zach Parise	Philadelphia Flyers/New Jersey Devils	3
Shootout Game-Deciding Goals	Ales Kotalik	Edmonton Oilers	5
Shots	Alexander Ovechkin	Washington Capitals	528
Shooting Percentage	Ryan Malone	Tampa Bay Lightning	21.0%
Plus/Minus	David Krecji	Boston Bruins	+37
Goals-Against Average	Tim Thomas	Boston Bruins	2.10
Goaltender Wins	Miikka Kiprusoff	Calgary Flames	45
Save Percentage	Tim Thomas	Boston Bruins	.933
Shutouts	Steve Mason	Columbus Blue Jackets	10

NHL New York, NHL Enterprises, L.P. & NHL Productions/NHL Images
1185 Avenue of the Americas,
New York, NY 10036,
212-789-2000, Fax: 212-789-2020,
PR Fax: 212-789-2080

NHL Montréal,
1800 McGill College Avenue, Suite 2600,
Montréal, Québec, H3A 3J6,
514-841-9220,
Fax: 514-841-1070

NHL Toronto & NHL Enterprises Canada, L.P.
50 Bay Street, 11th Floor,
Toronto, Ontario, M5J 2X8,
416-359-7900,
Fax: 416-981-2779,
PR Fax: 416-981-2769

EXECUTIVE

Commissioner	Gary B. Bettman
Deputy Commissioner	William Daly
Chief Operating Officer	John Collins
Senior Executive Vice President of Hockey Operations	Colin Campbell

COMMUNICATIONS

Senior Vice President, Public Relations & Media (Toronto)	Gary Meagher
Senior Vice President, Corporate Communications	Bernadette Mansur
Group Vice President, Public Relations	Frank Brown
Vice President, Public Relations & Player Development	Jamey Horan
Statistician and Information Officer (Toronto)	Benny Ercolani
Senior Director, News Services	Greg Inglis
Director, Media Relations	John Dellapina
Director, Public Relations (Toronto)	Julie Young
Senior Publicist, Corporate Communications	Kerry McGovern
Senior Manager, Public Relations (Toronto)	David Keon
Manager, Public Relations	Schuyler Baehman
Manager, Public Relations (Toronto)	Jennifer Raimondi
Assistant, Public Relations	Celeste Velasco

2009-10 CRITICAL DATES

SEPTEMBER

5 Opening Day of Rookie Camp
12 Opening Day of NHL Training Camps
14 Pre-season schedule begins
14 Kraft Hockeyville Game - NY Islanders vs. Vancouver Canucks (Terrace, B.C.)
28 Victoria Cup - Chicago Blackhawks vs. HC Davos (Zurich, Switzerland)
28 NHL Premiere Challenge (pre-season) Florida Panthers vs. Tappara Tampere (Tampere, Finland)
29 Victoria Cup - Chicago Blackhawks vs. Zurich Lions (Zurich, Switzerland)
29 NHL Premiere Challenge (pre-season) St. Louis Blues vs. Linkoping (Linkoping, Sweden)
30 NHL Premiere Challenge (pre-season) Detroit Red Wings vs. Farjestad (Karlstad, Sweden)
30 NHL Premiere Challenge (pre-season) Florida Panthers vs. Jokerit (Helsinki, Finland)
30 Opening Day Playing Rosters set (3:00 p.m. ET)

OCTOBER

1 Hockey Fights Cancer Awareness Month
1 Opening Night - 92nd NHL Regular Season begins
1 San Jose @ Colorado - Joe Sakic's number #19 retired
2 NY Rangers at Pittsburgh (Stanley Cup Banner raised)
2 NHL Premiere - Chicago Blackhawks vs. Florida Panthers (Helsinki, Finland)
2 NHL Premiere - Detroit Red Wings vs. St. Louis Blues (Stockholm, Sweden)
3 NHL Premiere - Chicago Blackhawks vs. Florida Panthers (Helsinki, Finland)
3 NHL Premiere - Detroit Red Wings vs. St. Louis Blues (Stockholm, Sweden)
3 All 30 teams in action
24 All 30 teams in action
TBA Lester Patrick Award luncheon (New York, NY)

NOVEMBER

4-7 U20 4 Nations Cup
7 Hockey Hall of Fame Game (Detroit Red Wings at Toronto Maple Leafs)
8 Hockey Hall of Fame Legends Game (Canada vs. World)
9 Hockey Hall of Fame Induction Ceremony (Toronto, ON) Inductees: Brett Hull, Brian Leetch, Luc Robitaille, Steve Yzerman (Player category); Lou Lamoriello (Builder category)

DECEMBER

1 Signing deadline for Group 2 free agents
19-27 Holiday Roster Freeze in effect. For all players on an NHL active roster, injured reserve, or players with non-roster and injured non-roster status as of midnight, local time, December 19, a roster freeze shall apply through midnight local time December 27, with respect to waivers, trades and loans, subject to the exceptions provided for in CBA Article 16.10.
24-25 No scheduled practices - dressing rooms closed
26 to Jan.5 IIHF World U20 Championship (Saskatoon & Regina, Canada)

JANUARY

1 2010 Bridgestone NHL Winter Classic - Philadelphia at Boston (Fenway Park, Boston)
17 NHL on NBC (game of the week coverage begins)
29-31 Hockey Weekend Across America (USA Hockey)
30 CBC's Hockey Day in Canada (Host: Stratford, ON) Montreal at Ottawa, Vancouver at Toronto, Edmonton at Calgary

FEBRUARY

1 Hockey is for Everyone Month
14 Last NHL games before Olympic break
15-23 2010 Winter Olympic Break: No scheduled practices - dressing rooms closed
16 Olympic Hockey tournament begins (Vancouver, Canada)
22 30th Anniversary of 'Miracle on Ice' game (1980)
26 Olympic Bronze medal game
28 Olympic Gold medal game

MARCH

1 NHL Regular season resumes after Olympic break
3 Trade deadline (3:00 p.m. ET)

APRIL

8-10 NCAA Frozen Four (Ford Field, Detroit)
11 Last day of 2009-2010 regular season
13-23 IIHF U18 World Championship (Mogilev & Bobruisk, Belarus)
14 Stanley Cup Playoffs begin

MAY

1-9 2010 Royal Bank Cup (Dauphin, MB)
7-23 IIHF World Championship (Mannheim & Gelsenkirchen, Germany)
14-23 2010 Mastercard Memorial Cup (Brandon, MB)
24-29 NHL Combine (Toronto, ON)

JUNE

18 Last possible day for 2009 Stanley Cup Final
TBA Deadline for first club-elected salary arbitration (later of June 15 or 48 hours after the conclusion of the Stanley Cup Final, 5:00 p.m. ET)
TBA 2010 NHL Awards (Las Vegas, Nevada)
TBA NHL Entry Draft (Location: TBA)

JULY

1 Free Agency period begins
5 Deadline for player-elected salary arbitration notification (5:00 p.m. ET)
6 Deadline for club-elected salary arbitration notification (5:00 p.m. ET)
20 to Aug.4 Salary arbitration hearings held

AUGUST

6 Deadline for salary arbitration decisions to be rendered

NHL OFFICIALS

REFEREES

Name	#
AUGER, Stephane	15
*BANFIELD, David	44
*CHARRON, Frances	46
*CIAMAGA, Chris	41
DEVORSKI, Paul	10
DWYER, Gord	19
FRASER, Kerry	2
FURLATT, Eric	27
HASENFRATZ, Mike	30
*HEBERT, Ghislain	49
JACKSON, Dave	8
JOANNETTE, Marc	25
KIMMERLY, Greg	18
KOWAL, Tom	32
KOZARI, Steve	40
*L'ECUYER, Frederick	48
LARUE, Dennis	14
LEE, Chris	28
LEGGO, Mike	3
MAROUELLI, Dan	6
MARTELL, Rob	26
MCCAULEY, Wes	4
McCREARY, Bill	7
MEIER, Brad	34
MORTON, Dean	36
O'HALLORAN, Dan	13
O'ROURKE, Dan	9
PEEL, Tim	20
POCHMARA, Brian	43
POLLOCK, Kevin	33
*REHMAN, Kyle	37
ROONEY, Chris	5
ST. LAURENT, Francois	38
ST. PIERRE, Justin	45
SUTHERLAND, Kelly	11
VAN MASSENHOVEN, Don	21
WALSH, Ian	29
WATSON, Brad	23

* minor league official

LINESMEN

Name	#
AMELL, Derek	75
BARTON, Steve	59
BRISEBOIS, David	96
CAMERON, Lonnie	74
CHAMPOUX, Pierre	67
CHERREY, Scott	50
CORMIER, Michel	76
CVIK, Mike	88
DEVORSKI, Greg	54
DRISCOLL, Scott	68
GALLOWAY, Ryan	82
GIBBS, Darren	66
HENDERSON, Don	91
HEYER, Shane	55
KOVACHIK, Brad	71
LAZAROWICH, Brad	86
MACH, Brian	78
McELMAN, Andy	90
MILLER, Steve	89
MORIN, Jean	97
MURPHY, Brian	93
MURRAY, Jonny	95
NANSEN, Derek	70
NELSON, Thor	80
NOWAK, Tim	77
*PANCICH, Bryan	94
PARÉ, Mark	79
RACICOT, Pierre	65
RODY, Vaughan	73
SCHACHTE, Dan	52
SEITZ, Lyle	61
SERICOLO, Anthony	84
SHARRERS, Jay	57
SHEWCHYK, Mark	92
WHELER, Mark	56

VERSUS SUMMARY

	OVERALL									HOME									ROAD								
ATLANTIC DIVISION																											
	GP	W	L	T	OTL	GF	GA	PTS	PCTG.	GP	W	L	T	OTL	GF	GA	PTS	PCTG.	GP	W	L	T	OTL	GF	GA	PTS	PCTG.
New Jersey	13	5	6	0	2	31	39	12	.462	7	1	5	0	1	13	21	3	.214	6	4	1	0	1	18	18	9	.750
NY Islanders	12	8	3	0	1	31	29	17	.708	7	5	2	0	0	17	17	10	.714	5	3	1	0	1	14	12	7	.700
NY Rangers	13	6	6	1	0	34	41	13	.500	6	2	4	0	0	16	23	4	.333	7	4	2	1	0	18	18	9	.643
Philadelphia	12	4	5	3	0	21	33	11	.458	5	1	2	2	0	8	10	4	.400	7	3	3	1	0	13	23	7	.500
Pittsburgh	14	8	4	2	0	49	35	18	.643	8	6	2	0	0	31	17	12	.750	6	2	2	2	0	18	18	6	.500
NORTHEAST DIVISION																											
Boston	14	6	7	1	0	31	35	13	.464	8	4	4	0	0	21	18	8	.500	6	2	3	1	0	10	17	5	.417
Buffalo	12	6	4	1	1	34	33	14	.583	6	2	3	0	1	12	16	5	.417	6	4	1	1	0	22	17	9	.750
Montreal	11	3	5	1	2	35	35	9	.409	5	2	1	1	1	19	13	6	.600	6	1	4	0	1	16	22	3	.250
Ottawa	12	5	7	0	0	27	33	10	.417	6	3	3	0	0	14	13	6	.500	6	2	4	0	0	13	20	4	.333
Toronto	10	6	3	1	0	28	20	13	.650	2	2	0	0	0	7	4	4	1.000	8	4	3	1	0	21	16	9	.563
SOUTHEAST DIVISION																											
Atlanta	11	5	4	1	1	34	32	12	.545	5	3	2	0	0	17	13	6	.600	6	2	2	1	1	17	19	6	.500
Carolina	12	7	3	1	1	32	28	16	.667	5	4	1	0	0	10	7	8	.800	7	3	2	1	1	22	21	8	.571
Florida	13	4	6	3	0	26	36	11	.423	7	3	2	2	0	15	15	8	.571	6	1	4	1	0	11	21	3	.250
Tampa Bay	13	3	7	2	1	27	37	9	.346	7	2	4	0	1	13	18	5	.357	6	1	3	2	0	14	19	4	.333
Washington	13	5	5	1	2	35	33	13	.500	7	3	2	1	1	19	17	8	.571	6	2	3	0	1	16	16	5	.417
CENTRAL DIVISION																											
Chicago	63	29	27	4	3	186	179	65	.516	31	16	9	3	3	104	90	38	.613	32	13	18	1	0	82	89	27	.422
Columbus	51	35	11	1	4	163	112	75	.735	26	21	3	1	1	91	54	44	.846	25	14	8	0	3	72	58	31	.620
Detroit	63	22	32	4	5	161	206	53	.421	31	14	15	2	0	89	89	30	.484	32	8	17	2	5	72	117	23	.359
St. Louis	63	30	24	4	5	144	162	69	.548	32	17	9	3	3	78	74	40	.625	31	13	15	1	2	66	88	29	.468
NORTHWEST DIVISION																											
Calgary	41	20	14	4	3	121	111	47	.573	21	13	7	1	0	73	50	27	.643	20	7	7	3	3	48	61	20	.500
Colorado	40	15	19	5	1	98	115	36	.450	20	8	9	3	0	56	61	19	.475	20	7	10	2	1	42	54	17	.425
Edmonton	41	22	14	3	2	122	115	49	.598	21	11	7	3	0	62	61	25	.595	20	11	7	0	2	60	54	24	.600
Minnesota	32	13	12	5	2	86	90	33	.516	16	9	4	2	1	44	36	21	.656	16	4	8	3	1	42	54	12	.375
Vancouver	41	14	21	2	4	105	129	34	.415	21	8	8	1	4	58	58	21	.500	20	6	13	1	0	47	71	13	.325
PACIFIC DIVISION																											
Anaheim	40	14	19	2	5	83	111	35	.438	20	10	6	2	2	47	46	24	.600	20	4	13	0	3	36	65	11	.275
Dallas	40	15	23	1	1	80	101	32	.400	20	11	8	1	0	53	43	23	.575	20	4	15	0	1	27	58	9	.225
Los Angeles	40	17	17	3	3	103	113	40	.500	20	7	10	3	0	45	54	17	.425	20	10	7	0	3	58	59	23	.575
Phoenix	40	20	16	2	2	118	104	44	.550	20	12	6	2	0	59	47	26	.650	20	8	10	0	2	59	57	18	.450
San Jose	40	17	18	2	3	99	108	39	.488	20	10	9	1	0	50	53	21	.525	20	7	9	1	3	49	55	18	.450
TOTAL	**820**	**364**	**342**	**60**	**54**	**2144**	**2255**	**842**	**.513**	**410**	**210**	**147**	**34**	**19**	**1141**	**1038**	**473**	**.577**	**410**	**154**	**195**	**26**	**35**	**1003**	**1217**	**369**	**.450**

OVERALL	HOME	ROAD
Longest unbeaten streak vs. one opponent:	**Longest unbeaten streak vs. one opponent:**	**Longest unbeaten streak vs. one opponent:**
14, (14-0-0-0) 10/15/05-1/27/07 vs.St. Louis	11 - 11/18/06-4/4/09 vs. Columbus	6 - 11/15/06-12/23/07 vs. Columbus
Longest winning streak vs. one opponent:	**Longest winning streak vs. one opponent:**	**Longest winning streak vs. one opponent:**
14, 10/15/05-1/27/07 vs.St. Louis	11 - 11/18/06-4/4/09 vs. Columbus	6 - 11/15/06-12/23/07 vs. Columbus
Longest winless streak vs. one opponent:	**Longest winless streak vs. one opponent:**	**Longest winless streak vs. one opponent:**
8 - twice, (0-6-2-0) 4/7/01-12/12/02 vs. St. Louis & (0-4-3-1) 2/19/99-10/25/00 vs. Colorado	11, (0-8-3-0) 4/12/99-1/13/04 vs. Los Angeles	9, (0-7-1-1) 4/7/01-3/11/04 vs. St. Louis
Longest losing streak vs. one opponent:	**Longest losing streak vs. one opponent:**	**Longest losing streak vs. one opponent:**
6 - three times, 11/29/01-11/3/02 vs. Phoenix, 11/22/00-11/2/01 vs. Dallas, 12/6/07-1/1/09 vs. Vancouver	4 - four times, 4/17/99-11/29/02 vs. New Jersey, 3/17/02-10/25/03 vs. Colorado, 3/7/02-12/11/03 vs. Los Angeles, 12/6/07-1/1/09 vs. Vancouver	8, 4/7/01-12/6/03 vs. St. Louis
Most wins in one season vs. one opponent:	**NHL teams that are winless vs. Nashville:**	**NHL teams that are winless vs. Nashville:**
8 - twice, 2005-06 vs. St. Louis (8-0-0) & 2006-07 vs. Columbus (8-0-0)	Toronto	None
Most regulation losses in one season vs. one opponent:	**NHL teams that Nashville is winless against:**	**NHL teams that Nashville is winless against:**
5 - twice, 1998-99 vs. Detroit (1-5-0) & 2006-07 vs. Detroit (2-5-1)	None	None

ANAHEIM DUCKS

2008-09 SEASON SERIES

@ NASHVILLE

Date	Score	W/Goal
24 Mar '09 **	ANA 2 @ NSH 1	Teemu Selanne
05 Feb '09	ANA 2 @ NSH 4	Martin Erat

@ ANAHEIM

Date	Score	W/Goal
18 Mar '09 *	NSH 3 @ ANA 4	Teemu Selanne
14 Nov '08 *	NSH 4 @ ANA 3	Dan Hamhuis

* overtime ** shootout

GOALS BY PERIOD

	1st	2nd	3rd	OT	Total
Nashville	4	3	4	1	12
Anaheim	4	3	2	1	10

SHOTS BY PERIOD

	1st	2nd	3rd	OT	Total
Nashville	34	40	45	6	125
Anaheim	35	41	32	7	115

INDIVIDUAL SCORING

PREDATORS

PLAYER	GP	G	A	P	+/-	PIM	PP	SH
Shea Weber	4	1	4	5	-1	2	1	0
Dan Hamhuis	4	1	3	4	3	2	0	0
Ryan Suter	4	0	4	4	-1	0	0	0
Joel Ward	4	3	0	3	-2	2	2	0
J.P. Dumont	4	2	1	3	2	0	1	0
Jason Arnott	2	1	2	3	3	2	0	0
Ryan Jones	3	2	0	2	1	0	1	0
Martin Erat	3	1	1	2	1	0	0	0
David Legwand	4	0	2	2	-1	0	0	0
Vernon Fiddler	4	1	0	1	2	2	0	0
Greg de Vries	4	0	1	1	-1	2	0	0
Jerred Smithson	4	0	1	1	-1	0	0	0
Radek Bonk	3	0	1	1	-1	2	0	0
Antti Pihlstrom	3	0	1	1	1	0	0	0
Steve Sullivan	3	0	1	1	0	2	0	0
Ville Koistinen	1	0	1	1	-1	0	0	0
Greg Zanon	4	0	0	0	3	2	0	0
Patric Hornqvist	3	0	0	0	0	0	0	0
Kevin Klein	3	0	0	0	1	5	0	0
Scott Nichol	3	0	0	0	0	7	0	0
Jordin Tootoo	3	0	0	0	-1	4	0	0
Rich Peverley	1	0	0	0	1	0	0	0
Nick Tarnasky	1	0	0	0	0	5	0	0

Power Play: 5-13 38.5% / Penalty Killing: 7-12 58.3%

DUCKS

PLAYER	GP	G	A	P	+/-	PIM	PP	SH
Teemu Selanne	4	1	5	6	2	0	1	0
Ryan Getzlaf	4	1	4	5	-1	2	1	0
Corey Perry	4	3	1	4	-2	2	0	0
Andrew Ebbett	3	1	1	2	-1	0	1	0
Bobby Ryan	3	1	1	2	-2	0	1	0
Chris Kunitz	2	1	1	2	-1	0	1	0
Chris Pronger	4	0	2	2	-2	0	0	0
Drew Miller	2	1	0	1	0	0	0	0
Brendan Morrison	2	1	0	1	1	0	0	0
Todd Marchant	4	0	1	1	1	4	0	0
Scott Niedermayer	4	0	1	1	0	0	0	0
Erik Christensen	2	0	1	1	0	0	0	0
Steve Montador	2	0	1	1	0	2	0	0
James Wisniewski	2	0	1	1	0	2	0	0
Sheldon Brookbank	3	0	0	0	-2	0	0	0
Mike Brown	3	0	0	0	0	5	0	0
Ryan Carter	3	0	0	0	-1	7	0	0
Brendan Mikkelson	3	0	0	0	-1	0	0	0
Rob Niedermayer	3	0	0	0	0	0	0	0
George Parros	3	0	0	0	0	0	0	0
Bret Hedican	2	0	0	0	1	2	0	0
Travis Moen	2	0	0	0	0	2	0	0
Petteri Nokelainen	2	0	0	0	0	0	0	0
Ryan Whitney	2	0	0	0	1	4	0	0
Francois Beauchemin	1	0	0	0	-1	0	0	0
Kent Huskins	1	0	0	0	0	2	0	0
Brad May	1	0	0	0	0	5	0	0
Samuel Pahlsson	1	0	0	0	0	2	0	0

Power Play: 5-12 41.7% / Penalty Killing: 8-13 61.5%

GOALTENDING

PREDATORS

	GP	Min	W-L-OT	GA	SA	SV	GAA	SV%
Pekka Rinne	3	186	1-0-2	7	80	73	2.26	.912
Dan Ellis	1	62	1-0-0	3	35	32	2.89	.914

DUCKS

	GP	Min	W-L-OT	GA	SA	SV	GAA	SV%
J.S. Giguere	4	247	2-1-1	11	124	113	2.68	.911

Honda Center • 2695 Katella Ave.
Anaheim, CA 92806 • (714) 940-2900
GM: Bob Murray
Head Coach: Randy Carlyle
PR: Alex Gilchrist, Steve Hoem, Lauren O'Gorman

	OVERALL							HOME							ROAD						
Season	**GP**	**W**	**L**	**OT**	**PTS**	**GF**	**GA**	**GP**	**W**	**L**	**OT**	**PTS**	**GF**	**GA**	**GP**	**W**	**L**	**OT**	**PTS**	**GF**	**GA**
1998-99	4	2	2	0	4	8	11	2	2	0	0	4	5	2	2	0	2	0	0	3	9
1999-00	4	0	4	0	0	5	13	2	0	2	0	0	4	9	2	0	2	0	0	1	4
2000-01	4	1	0	3	5	8	6	2	0	0	2	2	5	5	2	1	0	1	3	3	1
2001-02	4	1	3	0	2	8	13	2	1	1	0	2	3	4	2	0	2	0	0	5	9
2002-03	4	1	2	1	3	4	8	2	1	0	1	3	3	3	2	0	2	0	0	1	5
2003-04	4	3	1	0	6	11	10	2	1	1	0	2	4	5	2	2	0	0	4	7	5
2005-06	4	1	3	0	2	9	16	2	1	1	0	2	5	6	2	0	2	0	0	4	10
2006-07	4	2	1	1	5	10	11	2	2	0	0	4	8	4	2	0	1	1	1	2	7
2007-08	4	1	3	0	2	8	12	2	1	1	0	2	5	4	2	0	2	0	0	3	8
2008-09	4	2	0	2	6	12	11	2	1	0	1	3	5	4	2	1	0	1	3	7	7
Totals	**40**	**14**	**19**	**5**	**35**	**83**	**111**	**20**	**10**	**6**	**4**	**24**	**47**	**46**	**20**	**4**	**13**	**3**	**11**	**36**	**65**

OT column includes both ties and overtime losses in 1999-00, 2000-01 (two home ties and one road OTL), 2001-02, 2002-03 (one home OTL) & 2003-04. OT column includes ties in 1998-99.

	DATE	VISITOR		HOME		
2005-06	October 8, 2005	Anaheim	2	**NASHVILLE**	3	SO
	November 1, 2005	Nashville	1	**ANAHEIM**	4	
	January 1, 2006	**ANAHEIM**	4	Nashville	2	
	March 24, 2006	Nashville	3	**ANAHEIM**	6	
2006-07	December 6, 2006	Nashville	0	**ANAHEIM**	4	
	January 9, 2007	Anaheim	4	**NASHVILLE**	5	OT
	February 3, 2007	Anaheim	0	**NASHVILLE**	3	
	March 4, 2007	Nashville	2	**ANAHEIM**	3	SO

	DATE	VISITOR		HOME		
2007-08	October 17, 2007	Nashville	1	**ANAHEIM**	3	
	December 8, 2007	Anaheim	2	**NASHVILLE**	4	
	January 7, 2008	Nashville	2	**ANAHEIM**	5	
	January 17, 2008	**ANAHEIM**	2	Nashville	1	
2008-09	November 14, 2008	**NASHVILLE**	4	Anaheim	3	OT
	February 5, 2009	Anaheim	2	**NASHVILLE**	4	
	March 18, 2009	Nashville	3	**ANAHEIM**	4	OT
	March 24, 2009	**ANAHEIM**	2	**Nashville**	1	SO

	OVERALL	AT NASHVILLE	AT ANAHEIM
Current Trend	2 Anaheim wins (3/18-3/24/09)	1 Anaheim win (3/24/09)	1 Anaheim win (3/18/09)
Last Win	2/5/09 (4-2)	2/5/09 (4-2)	11/14/08 (4-3 OT)
Last Loss	3/24/09 (1-2 SO)	3/24/09 (1-2 SO)	3/18/09 (3-4 OT)
Last Tie	12/28/00 (2-2 OT)	12/28/00 (2-2 OT)	None
Overtime Record	5-5-2	2-2-2	3-3-0
Longest Unbeaten Streak	3 (twice, last 3-0-0-0, 10/9/03-2/20/04)	3 (twice, last 3-0-0, 1/9-12/8/07)	2 (2-0-0-0, 11/21/03-2/20/04)
Longest Winning Streak	3 (10/9/03-2/20/04)	3 (1/9-12/8/07)	2 (11/21/03-2/20/04)
Longest Winless Streak	7 (0-5-2-0, 3/5/99-12/28/00)	4 (0-2-2-0, 11/27/99-12/28/00)	6 (0-5-1, 11/1/05-1/7/08)
Longest Losing Streak	5 (3/5/99-4/7/00)	2 (11/27/99-4/7/00)	6 (0-5-1, 11/1/05-1/7/08)
Most Goals by Nashville	5 (1/9/07, 5-4 OT)	5 (1/9/07, 5-4 OT)	4 (twice, last 11/14/08, 4-3 OT)
Most Goals by Anaheim	6 (twice, last 3/24/06, 3-6)	5 (4/7/00, 1-5)	6 (twice, last 3/24/06, 3-6)
Most Goals by Both Teams	9 (twice, last 1/9/07, 5-4 OT)	9 (1/9/07, 5-4 OT)	9 (3/24/06, 3-6)
Last Five Games	2-1-2	3-1-1	1-2-2
Last Ten Games	4-3-3	6-3-1-0	3-5-0-2
Last Transaction	3/26/08: Acquired forward Brandon Bochenski for future considerations.		
Series Notes	11/14/08: Dan Hamhuis scored at 2:17 of overtime to give Nashville a 4-3 victory, and end a six-game losing streak at the Honda Center... 2/3/07: Tomas Vokoun stopped 36 shots in a 3-0 Nashville win at the Sommet Center... 1/9/07: Steve Sullivan scored the OT winner (3:12) in a 5-4 win at the Sommet Center... 10/8/05: In the first shootout in Predators history, Paul Kariya scored the deciding goal for Nashville, giving it a 3-2 victory... 2/20/04, 11/21/03 & 4/1/03: Three of the final five games between the two clubs - prior to the implementation of the shootout in 2005-06 - went to, and were decided in overtime. The Predators won both road games in 2003-04 in overtime. On Nov. 21, Scott Hartnell scored the game winner (4-3) at 1:31 of overtime, and on Feb. 20, Scott Walker notched the game winner (3-2) at 3:34. On April 1, 2003, Steve Thomas scored his second goal of the game at 4:07 of overtime to give Anaheim a 2-1 victory... 1/31/01: Mike Dunham made 26 saves in the Predators' 3-0 shutout win at Anaheim… 12/16/98: Paul Kariya recorded four assists - all in the second period - in Anaheim's 6-1 win.		
2009-10 Schedule		1/2/10: Anaheim at Nashville	11/5/09: Nashville at Anaheim
		1/9/10: Anaheim at Nashville	3/12/10: Nashville at Anaheim

ATLANTA THRASHERS

2008-09 SEASON SERIES

@ NASHVILLE

Date	Score	W/Goal
17 Jan '09	ATL 7 @ NSH 2	Ilya Kovalchuk

@ ATLANTA

Date	Score	W/Goal
28 Nov '08 *	NSH 4 @ ATL 3	Ryan Suter

* overtime ** shootout

GOALS BY PERIOD

	1st	2nd	3rd	OT	Total
Nashville	1	2	2	1	6
Atlanta	5	2	3	0	10

SHOTS BY PERIOD

	1st	2nd	3rd	OT	Total
Nashvile	14	19	24	2	59
Atlanta	23	17	17	0	57

INDIVIDUAL SCORING

PREDATORS

PLAYER	GP	G	A	P	+/-	PIM	PP	SH
Jason Arnott	2	1	2	3	-1	0	0	0
Dan Hamhuis	2	1	1	2	-4	4	0	1
Jordin Tootoo	2	1	1	2	-1	0	0	0
Shea Weber	2	1	1	2	2	0	1	0
Scott Nichol	1	1	1	2	2	0	0	0
Ryan Suter	2	1	0	1	0	0	0	0
Martin Erat	2	0	1	1	0	2	0	0
Vernon Fiddler	2	0	1	1	0	0	0	0
Jerred Smithson	2	0	1	1	-4	0	0	0
Steve Sullivan	1	0	1	1	-2	0	0	0
Wade Belak	2	0	0	0	0	0	0	0
Radek Bonk	2	0	0	0	-2	4	0	0
J.P. Dumont	2	0	0	0	-2	0	0	0
Ville Koistinen	2	0	0	0	-3	0	0	0
David Legwand	2	0	0	0	-2	0	0	0
Joel Ward	2	0	0	0	-3	2	0	0
Greg Zanon	2	0	0	0	-2	0	0	0
Greg de Vries	1	0	0	0	0	0	0	0
Kevin Klein	1	0	0	0	-2	0	0	0
Antti Pihlstrom	1	0	0	0	0	0	0	0
Michael Santorelli	1	0	0	0	-3	0	0	0

Power Play: 1-9 11.1% / Penalty Killing: 6-6 100.0%

THRASHERS

PLAYER	GP	G	A	P	+/-	PIM	PP	SH
Ilya Kovalchuk	2	2	1	3	2	0	0	0
Rich Peverley	1	0	3	3	3	2	0	0
Eric Perrin	2	1	1	2	2	0	0	0
Todd White	2	1	1	2	1	2	0	0
Zach Bogosian	1	1	1	2	4	0	0	0
Nathan Oystrick	1	1	1	2	0	0	0	0
Jason Williams	1	0	2	2	0	0	0	0
Colby Armstrong	2	1	0	1	2	0	0	0
Bryan Little	2	1	0	1	0	0	0	0
Mathieu Schneider	2	1	0	1	5	0	0	0
Jim Slater	2	1	0	1	1	2	0	1
Tobias Enstrom	2	0	1	1	-1	0	0	0
Vyacheslav Kozlov	2	0	1	1	0	0	0	0
Marty Reasoner	2	0	1	1	2	2	0	0
Erik Christensen	1	0	1	1	2	0	0	0
Eric Boulton	2	0	0	0	0	0	0	0
Ron Hainsey	2	0	0	0	1	0	0	0
Niclas Havelid	2	0	0	0	-1	4	0	0
Chris Thorburn	2	0	0	0	0	0	0	0
Joey Crabb	1	0	0	0	0	0	0	0
Garnet Exelby	1	0	0	0	0	2	0	0
Boris Valabik	1	0	0	0	2	0	0	0

Power Play: 0-6 0.0% / Penalty Killing: 8-9 88.9%

GOALTENDING

PREDATORS

	GP	Min	W-L-OT	GA	SA	SV	GAA	SV%
Pekka Rinne	2	111	1-0-0	7	53	46	3.79	.868
Dan Ellis	1	11	0-1-0	3	4	1	16.67	.250

THRASHERS

	GP	Min	W-L-OT	GA	SA	SV	GAA	SV%
Kari Lehtonen	1	60	1-0-0	2	33	31	2.00	.939
Johan Hedberg	1	62	0-0-1	4	26	22	3.89	.846

Centennial Tower • 101 Marietta St. NW, Suite 1900
Atlanta, GA 30303 • (404) 878-3800
GM: Don Waddell
Head Coach: John Anderson
PR: Rob Koch, Brian Potter, Rob Tillotson

	OVERALL							HOME							ROAD						
Season	**GP**	**W**	**L**	**OT**	**PTS**	**GF**	**GA**	**GP**	**W**	**L**	**OT**	**PTS**	**GF**	**GA**	**GP**	**W**	**L**	**OT**	**PTS**	**GF**	**GA**
1999-00	2	2	0	0	4	10	3	1	1	0	0	2	6	0	1	1	0	0	2	4	3
2000-01	2	1	1	0	2	4	4	1	1	0	0	2	4	3	1	0	1	0	0	0	1
2001-02	1	0	0	1	1	4	4	0	0	0	0	0	0	0	1	0	0	1	1	4	4
2002-03	1	0	1	0	0	2	3	1	0	1	0	0	2	3	0	0	0	0	0	0	0
2003-04	1	0	1	0	0	2	4	0	0	0	0	0	0	0	1	0	1	0	0	2	4
2005-06	1	0	0	1	1	3	4	0	0	0	0	0	0	0	1	0	0	1	1	3	4
2007-08	1	1	0	0	2	3	0	1	1	0	0	2	3	0	0	0	0	0	0	0	0
2008-09	2	1	1	0	2	6	10	1	0	1	0	0	2	7	1	1	0	0	2	4	3
Totals	**11**	**5**	**4**	**2**	**12**	**34**	**32**	**5**	**3**	**2**	**0**	**6**	**17**	**13**	**6**	**2**	**2**	**2**	**6**	**17**	**19**

OT column includes both ties and overtime losses in 1999-00, 2000-01, 2001-02 (one road tie), 2002-03 & 2003-04.

	DATE	VISITOR		HOME		
1999-00	December 6, 1999	**NASHVILLE**	4	Atlanta	3	OT
	December 30, 1999	Atlanta	0	**NASHVILLE**	6	
2000-01	November 15, 2000	Nashville	0	**ATLANTA**	1	
	January 23, 2001	Atlanta	3	**NASHVILLE**	4	
2001-02	November 16, 2001	Nashville	4	Atlanta	4	OT
2002-03	March 29, 2003	**ATLANTA**	3	Nashville	2	
2003-04	October 23, 2003	Nashville	2	**ATLANTA**	4	
2005-06	January 11, 2006	Nashville	3	**ATLANTA**	4	SO
2007-08	October 25, 2007	Atlanta	0	**NASHVILLE**	3	
2008-09	November 28, 2008	**NASHVILLE**	4	Atlanta	3	OT
	January 17, 2009	**ATLANTA**	7	Nashville	2	

	OVERALL	AT NASHVILLE	AT ATLANTA
Current Trend	1 Atlanta win (1/17/09)	1 Atlanta win (1/17/09)	1 Nashville win (11/28/08)
Last Win	11/28/08 (4-3 OT)	10/25/07 (3-0)	11/28/08 (4-3 OT)
Last Loss	1/17/09 (2-7)	1/17/09 (2-7)	1/11/06 (3-4 SO)
Last Tie	11/16/01 (4-4 OT)	None	11/16/01 (4-4 OT)
Overtime Record	2-1-1	0-0-0	2-1-1
Longest Unbeaten Streak	2 (three times, last 2-0-0, 10/25/07-11/28/08)	2 (2-0-0-0, 12/30/99-1/23/01)	None
Longest Winning Streak	2 (twice, last 10/25/07-11/28/08)	2 (12/30/99-1/23/01)	None
Longest Winless Streak	4 (0-2-1-1, 11/16/01-1/11/06)	None	4 (0-2-1-1, 11/15/00-1/11/06)
Longest Losing Streak	3 (3/29/03-1/11/06)	None	2 (10/23/03-1/11/06)
Most Goals by Nashville	6 (12/30/99, 6-0)	6 (12/30/99, 6-0)	4 (three times, last 11/28/08, 4-3 OT)
Most Goals by Atlanta	7 (1/17/09, 2-7)	7 (1/17/09, 2-7)	4 (three times, last 1/11/06, 3-4 SO)
Most Goals by Both Teams	9 (1/17/09, 2-7)	9 (1/17/09, 2-7)	8 (11/16/01, 4-4 OT)
Last Five Games	2-2-0-1	3-2-0-0	1-2-1-1
Last Ten Games	4-4-1-1	3-2-0-0	2-2-1-1
Last Transaction	2/10/06: Acquired defenseman Vitaly Vishnevski for forward Eric Belanger.		
Series Notes	11/28/08: Ryan Suter scored at 1:44 of overtime, lifting Nashville to a 4-3 at Philips Arena. It was the Predators first win at the venue since its first game there on Dec. 6, 1999... 10/25/07: Dan Ellis stopped all 20 shots he faced in his Predator debut. The 3-0 Nashville victory was his first NHL shutout in his second career game... 10/23/03: Jordin Tootoo scored his first NHL goal in a 4-2 Atlanta win... 3/29/03: Tomas Vokoun stopped Atlanta's Dany Heatley on a penalty shot... 12/30/99: Tomas Vokoun made 25 saves in Nashville's 6-0 win, the Predators' only shutout of the 1999-00 season… 12/6/99: Randy Robitaille scored the overtime game winner (2:26) in Nashville's 4-3 win.		
2009-10 Schedule		1/30/10: Atlanta at Nashville	3/9/10: Nashville at Atlanta

BOSTON BRUINS

2008-09 SEASON SERIES

@ NASHVILLE

Date	Score	W/Goal
14 Feb '09 **	BOS 2 @ NSH 3	David Legwand

@ BOSTON

Date	Score	W/Goal
	no games	

* overtime ** shootout

GOALS BY PERIOD

	1st	2nd	3rd	OT	Total
Boston	0	1	1	0	2
Nashville	1	1	0	0	2

SHOTS BY PERIOD

	1st	2nd	3rd	OT	Total
Boston	6	10	8	1	25
Nashville	11	6	10	4	31

INDIVIDUAL SCORING

PREDATORS

Player	GP	G	A	P	+/-	PIM	PP	SH
David Legwand	1	2	0	2	2	0	0	1
Ryan Suter	1	0	1	1	0	2	0	0
Jordin Tootoo	1	0	1	1	0	0	0	0
Joel Ward	1	0	1	1	-1	0	0	0
Jason Arnott	1	0	0	0	-1	0	0	0
Wade Belak	1	0	0	0	0	0	0	0
Greg de Vries	1	0	0	0	0	0	0	0
J.P. Dumont	1	0	0	0	0	0	0	0
Martin Erat	1	0	0	0	1	2	0	0
Vernon Fiddler	1	0	0	0	0	0	0	0
Dan Hamhuis	1	0	0	0	0	2	0	0
Ryan Jones	1	0	0	0	0	0	0	0
Kevin Klein	1	0	0	0	0	0	0	0
Antti Pihlstrom	1	0	0	0	0	0	0	0
Jerred Smithson	1	0	0	0	-2	0	0	0
Steve Sullivan	1	0	0	0	0	2	0	0
Shea Weber	1	0	0	0	0	0	0	0
Greg Zanon	1	0	0	0	0	0	0	0

Power Play: 0-5 0.0% / Penalty Killing: 4-4 100.0%

BRUINS

Player	GP	G	A	P	+/-	PIM	PP	SH
Zdeno Chara	1	1	0	1	0	0	0	0
Blake Wheeler	1	1	0	1	1	2	0	0
Patrice Bergeron	1	0	1	1	0	0	0	0
David Krejci	1	0	1	1	1	0	0	0
Vladimir Sobotka	1	0	1	1	1	0	0	0
Dennis Wideman	1	0	1	1	0	0	0	0
P. J. Axelsson	1	0	0	0	-1	0	0	0
Byron Bitz	1	0	0	0	0	0	0	0
Andrew Ference	1	0	0	0	0	2	0	0
Shane Hnidy	1	0	0	0	1	2	0	0
Martins Karsums	1	0	0	0	-1	0	0	0
Phil Kessel	1	0	0	0	-1	0	0	0
Milan Lucic	1	0	0	0	-1	0	0	0
Marc Savard	1	0	0	0	1	0	0	0
Mark Stuart	1	0	0	0	1	2	0	0
Shawn Thornton	1	0	0	0	0	0	0	0
Aaron Ward	1	0	0	0	-1	2	0	0
Stephane Yelle	1	0	0	0	0	2	0	0

Power Play: 0-4 0.0% / Penalty Killing: 5-5 100.0%

GOALTENDING

PREDATORS

	GP	Min	W-L-OT	GA	SA	SV	GAA	SV%
Pekka Rinne	1	65	1-0-0	2	25	23	1.85	.920

BRUINS

	GP	Min	W-L-OT	GA	SA	SV	GAA	SV%
Manny Fernandez	1	65	0-0-1	2	31	29	1.86	.935

TD Banknorth Garden • 100 Legends Way
Boston, MA 02114 • (617) 624-2327
GM: Peter Chiarelli
Head Coach: Claude Julien
PR: Matt Chmura, Heidi Holland, Eric Tosi

	OVERALL							HOME							ROAD						
Season	**GP**	**W**	**L**	**OT**	**PTS**	**GF**	**GA**	**GP**	**W**	**L**	**OT**	**PTS**	**GF**	**GA**	**GP**	**W**	**L**	**OT**	**PTS**	**GF**	**GA**
1998-99	2	0	2	0	0	3	13	1	0	1	0	0	2	5	1	0	1	0	0	1	8
1999-00	2	1	1	0	2	5	6	1	0	1	0	0	2	5	1	1	0	0	2	3	1
2000-01	2	1	0	1	3	3	2	1	1	0	0	2	1	0	1	0	0	1	1	2	2
2001-02	1	0	1	0	0	1	2	1	0	1	0	0	1	2	0	0	0	0	0	0	0
2002-03	2	1	1	0	2	6	3	1	1	0	0	2	5	1	1	0	1	0	0	1	2
2003-04	2	1	1	0	2	4	4	1	0	1	0	0	2	3	1	1	0	0	2	2	1
2006-07	1	1	0	0	2	5	0	1	1	0	0	2	5	0	0	0	0	0	0	0	0
2007-08	1	0	1	0	0	1	3	0	0	0	0	0	0	0	1	0	1	0	0	1	3
2008-09	1	1	0	0	2	3	2	1	1	0	0	2	3	2	0	0	0	0	0	0	0
Totals	**14**	**6**	**7**	**1**	**13**	**31**	**35**	**8**	**4**	**4**	**0**	**8**	**21**	**18**	**6**	**2**	**3**	**1**	**5**	**10**	**17**

OT column includes both ties and overtime losses in 1999-00, 2000-01 (one road tie), 2001-02, 2002-03 & 2003-04.
OT column includes ties in 1998-99.

	DATE	VISITOR		HOME		
1998-99	December 30, 1998	**BOSTON**	5	Nashville	2	
	January 18, 1999	Nashville	1	**BOSTON**	8	
1999-00	November 24, 1999	**BOSTON**	5	Nashville	2	
	December 21, 1999	**NASHVILLE**	3	Boston	1	
2000-01	November 11, 2000	Nashville	2	Boston	2	OT
	January 19, 2001	Boston	0	**NASHVILLE**	1	OT
2001-02	October 20, 2001	**BOSTON**	2	Nashville	1	
2002-03	January 28, 2003	Nashville	1	**BOSTON**	2	
	February 17, 2003	Boston	1	**NASHVILLE**	5	
2003-04	November 28, 2003	**NASHVILLE**	2	Boston	1	
	March 9, 2004	**BOSTON**	3	Nashville	2	
2006-07	December 30, 2006	Boston	0	**NASHVILLE**	5	
2007-08	January 29, 2008	Nashville	1	**BOSTON**	3	
2008-09	February 14, 2009	Boston	2	**NASHVILLE**	3	SO

	OVERALL	AT NASHVILLE	AT BOSTON
Current Trend	1 Nashville win (2/14/09)	2 Nashville wins (12/30/06-2/14/09)	1 Boston win (1/29/08)
Last Win	2/14/09 (3-2 SO)	2/14/09 (3-2 SO)	11/28/03 (2-1)
Last Loss	1/29/08 (1-3)	3/9/04 (2-3)	1/29/08 (1-3)
Last Tie	11/11/00 (2-2 OT)	None	11/11/00 (2-2 OT)
Overtime Record	2-0-1	2-0-0	0-0-1
Longest Unbeaten Streak	3 (2-0-1-0, 12/21/99-1/19/01)	2 (2-0-0-0, 12/30/06-2/14/09)	2 (1-0-1-0, 12/21/99-11/11/00)
Longest Winning Streak	2 (2/17-11/28/03)	2 (12/30/06-2/14/09)	None
Longest Winless Streak	3 (0-3-0-0, 12/30/98-11/24/99)	2 (0-2-0-0, 12/30/98-11/24/99)	2 (0-1-1-0, 11/11/00-1/28/03)
Longest Losing Streak	3 (12/30/98-11/24/99)	2 (12/30/98-11/24/99)	None
Most Goals by Nashville	5 (twice, last 12/30/06, 5-0)	5 (twice, last 12/30/06, 5-0)	3 (12/21/99, 3-1)
Most Goals by Boston	8 (1/18/99, 1-8)	5 (twice, last 11/24/99, 2-5)	8 (1/18/99, 1-8)
Most Goals by Both Teams	9 (1/18/99, 1-8)	7 (twice, last 11/24/99, 2-5)	9 (1/18/99, 1-8)
Last Five Games	3-2-0-0	3-2-0-0	2-3-1-0
Last Ten Games	5-4-1-0	4-4-0-0	2-3-1-0
Last Transaction	6/26/98: Selected forward Mike Sullivan in the 1998 NHL Expansion Draft.		
Series Notes	2/14/09: David Legwand scored both of Nashville's goals in regulation, and had the shootout-deciding marker, in a 3-2 win at the Sommet Center... 12/30/06: Chris Mason made 38 saves in a 5-0 victory at the Sommet Center... 1/19/01: Mike Dunham made 35 saves to earn his first career shutout, and Cale Hulse scored the overtime game winner (2:24) in Nashville's first-ever overtime win at home, a 1-0 decision.		
2009-10 Schedule		None	10/21/09: Nashville at Boston

BUFFALO SABRES

2008-09 SEASON SERIES

@ NASHVILLE

Date	Score	W/Goal
	no games	

@ BUFFALO

Date	Score	W/Goal
01 Dec '08	NSH 2 @ BUF 0	Jason Arnott

* overtime ** shootout

GOALS BY PERIOD

	1st	2nd	3rd	OT	Total
Buffalo	0	0	0	--	0
Nashville	0	0	2	--	2

SHOTS BY PERIOD

	1st	2nd	3rd	OT	Total
Buffalo	10	9	11	--	30
Nashville	11	5	11	--	27

INDIVIDUAL SCORING

PREDATORS								
Player	**GP**	**G**	**A**	**P**	**+/-**	**PIM**	**PP**	**SH**
J.P. Dumont	1	1	1	2	2	0	0	0
Jason Arnott	1	1	0	1	2	0	0	0
Greg de Vries	1	0	1	1	1	0	0	0
Joel Ward	1	0	1	1	2	0	0	0
Shea Weber	1	0	1	1	1	0	0	0
Wade Belak	1	0	0	0	0	0	0	0
Radek Bonk	1	0	0	0	0	0	0	0
Martin Erat	1	0	0	0	0	0	0	0
Vernon Fiddler	1	0	0	0	0	0	0	0
Dan Hamhuis	1	0	0	0	0	2	0	0
Ville Koistinen	1	0	0	0	1	0	0	0
David Legwand	1	0	0	0	0	0	0	0
Scott Nichol	1	0	0	0	0	0	0	0
Antti Pihlstrom	1	0	0	0	0	0	0	0
Jerred Smithson	1	0	0	0	0	0	0	0
Ryan Suter	1	0	0	0	1	2	0	0
Jordin Tootoo	1	0	0	0	0	0	0	0
Greg Zanon	1	0	0	0	0	0	0	0
Power Play: 0-2 0.0% / Penalty Killing: 2-2 100.0%								

SABRES								
Player	**GP**	**G**	**A**	**P**	**+/-**	**PIM**	**PP**	**SH**
Paul Gaustad	1	0	0	0	0	2	0	0
Jochen Hecht	1	0	0	0	-1	0	0	0
Ales Kotalik	1	0	0	0	-1	0	0	0
Toni Lydman	1	0	0	0	-2	0	0	0
Clarke MacArthur	1	0	0	0	-1	0	0	0
Adam Mair	1	0	0	0	0	0	0	0
Mark Mancari	1	0	0	0	0	2	0	0
Teppo Numminen	1	0	0	0	0	0	0	0
Nathan Paetsch	1	0	0	0	0	0	0	0
Daniel Paille	1	0	0	0	-1	0	0	0
Andrew Peters	1	0	0	0	0	0	0	0
Jason Pominville	1	0	0	0	-1	0	0	0
Derek Roy	1	0	0	0	0	0	0	0
Andrej Sekera	1	0	0	0	0	0	0	0
Jaroslav Spacek	1	0	0	0	0	0	0	0
Drew Stafford	1	0	0	0	0	0	0	0
Henrik Tallinder	1	0	0	0	-2	0	0	0
Thomas Vanek	1	0	0	0	-1	0	0	0
Power Play: 0-2 0.0% / Penalty Killing: 2-2 100.0%								

GOALTENDING

SABRES

	GP	Min	W-L-OT	GA	SA	SV	GAA	SV%
Ryan Miller	1	58	0-1-0	2	27	25	2.06	.926

PREDATORS

	GP	Min	W-L-OT	GA	SA	SV	GAA	SV%
Pekka Rinne	1	60	1-0-0	0	30	30	0.00	1.000

HSBC Arena • One Seymour H. Knox III Plaza
Buffalo, NY 14203 • (716) 855-4100
GM: Darcy Regier
Head Coach: Lindy Ruff
PR: Michael Gilbert, Kevin Snow, Chris Bandura

	OVERALL							HOME							ROAD						
Season	**GP**	**W**	**L**	**OT**	**PTS**	**GF**	**GA**	**GP**	**W**	**L**	**OT**	**PTS**	**GF**	**GA**	**GP**	**W**	**L**	**OT**	**PTS**	**GF**	**GA**
1998-99	2	1	1	0	2	5	5	1	0	1	0	0	1	3	1	1	0	0	2	4	2
1999-00	2	1	0	1	3	5	5	1	0	0	1	1	1	2	1	1	0	0	2	4	3
2000-01	1	0	1	0	0	0	2	1	0	1	0	0	0	2	0	0	0	0	0	0	0
2001-02	2	1	0	1	3	7	4	1	1	0	0	2	4	1	1	0	0	1	1	3	3
2002-03	1	1	0	0	2	5	1	0	0	0	0	0	0	0	1	1	0	0	2	5	1
2003-04	1	1	0	0	2	4	1	1	1	0	0	2	4	1	0	0	0	0	0	0	0
2006-07	1	0	1	0	0	2	7	1	0	1	0	0	2	7	0	0	0	0	0	0	0
2007-08	1	0	1	0	0	4	8	0	0	0	0	0	0	0	1	0	1	0	0	4	8
2008-09	1	1	0	0	2	2	0	0	0	0	0	0	0	0	1	1	0	0	2	2	0
Totals	**12**	**6**	**4**	**2**	**14**	**34**	**33**	**6**	**2**	**3**	**1**	**5**	**12**	**16**	**6**	**4**	**1**	**1**	**9**	**22**	**17**

OT column includes both ties and overtime losses in 1999-00 (one home OTL), 2000-01, 2001-02 (one road tie), 2002-03 & 2003-04. OT column includes ties in 1998-99.

	DATE	VISITOR		HOME		
1998-99	December 5, 1998	**BUFFALO**	3	Nashville	1	
	January 28, 1999	**NASHVILLE**	4	Buffalo	2	
1999-00	October 20, 1999	**NASHVILLE**	4	Buffalo	3	
	February 10, 2000	**BUFFALO**	2	Nashville	1	OT
2000-01	January 6, 2001	**BUFFALO**	2	Nashville	0	
2001-02	October 16, 2001	Nashville	3	Buffalo	3	OT
	November 13, 2001	Buffalo	1	**NASHVILLE**	4	
2002-03	January 27, 2003	**NASHVILLE**	5	Buffalo	1	
2003-04	November 29, 2003	Buffalo	1	**NASHVILLE**	4	
2006-07	December 21, 2006	**BUFFALO**	7	Nashville	2	
2007-08	February 27, 2008	Nashville	4	**BUFFALO**	8	
2008-09	December 1, 2008	**NASHVILLE**	2	Buffalo	0	

	OVERALL	AT NASHVILLE	AT BUFFALO
Current Trend	1 Nashville win (12/1/08)	1 Buffalo win (12/21/06)	1 Nashville win (12/1/08)
Last Win	12/1/08 (2-0)	11/29/03 (4-1)	12/1/08 (2-0)
Last Loss	2/27/08 (4-8)	12/21/06 (2-7)	2/27/08 (4-8)
Last Tie	10/16/01 (3-3 OT)	None	10/16/01 (3-3 OT)
Overtime Record	0-1-1	0-1-0	0-0-1
Longest Unbeaten Streak	4 (3-0-1-0, 10/16/01-11/29/03)	2 (2-0-0-0, 11/13/01-11/29/03)	4 (3-0-1-0, 1/28/99-1/27/03)
Longest Winning Streak	3 (11/13/01-11/29/03)	2 (11/13/01-11/29/03)	2 (1/28-10/20/99)
Longest Winless Streak	3 (0-1-1-1, 2/10/00-10/16/01)	3 (0-2-0-1, 12/5/98-1/6/01)	None
Longest Losing Streak	2 (twice, last 12/21/06-2/27/08)	3 (12/5/98-1/6/01)	None
Most Goals by Nashville	5 (1/27/03, 5-1)	4 (twice, last 11/29/03, 4-1)	5 (1/27/03, 5-1)
Most Goals by Buffalo	8 (2/27/08, 4-8)	7 (12/21/06, 2-7)	8 (2/27/08, 4-8)
Most Goals by Both Teams	12 (2/27/08, 4-8)	9 (12/21/06, 2-7)	12 (2/27/08, 4-8)
Last Five Games	3-2-0-0	2-2-0-1	3-1-1-0
Last Ten Games	5-3-1-1	2-3-0-1	4-1-1-0
Last Transaction	2/27/07: Acquired a fourth-round selection in the 2007 NHL Entry Draft (Mark Santorelli) for defenseman Mikko Lehtonen.		
Series Notes	12/1/08: Pekka Rinne stopped 30 shots to earn his first career shutout, and J.P. Dumont notched a goal and an assist in a 2-0 Nashville win at HSBC Arena... 2/27/08: Buffalo defeated Nashville 8-4 at HSBC Arena, tying a Nashville franchise record for most goals allowed in a game... 11/29/03: Vladimir Orszagh netted his first NHL hat trick and four points (3g-1a) total in a 4-1 win at the Sommet Center.		
2009-10 Schedule		10/10/09: Buffalo at Nashville	None

CALGARY FLAMES

2008-09 SEASON SERIES

@ NASHVILLE

Date	Score	W/ Goal
03 Jan '09	CGY 3 @ NSH 2	Todd Bertuzzi
23 Oct '08	CGY 5 @ NSH 3	Mike Cammalleri

@ CALGARY

Date	Score	W/ Goal
30 Jan '09	NSH 1 @ CGY 3	Andre Roy
06 Nov '08	NSH 6 @ CGY 7	Jarome Iginla

* overtime ** shootout

GOALS BY PERIOD

	1st	2nd	3rd	OT	Total
Nashville	1	7	4	--	12
Calgary	5	5	8	--	18

SHOTS BY PERIOD

	1st	2nd	3rd	OT	Total
Nashville	43	41	38	--	122
Calgary	43	36	35	--	114

INDIVIDUAL SCORING

PREDATORS

PLAYER	GP	G	A	P	+/-	PIM	PP	SH
Jason Arnott	4	3	2	5	-5	6	2	0
J.P. Dumont	4	1	4	5	-4	0	0	0
Martin Erat	4	1	3	4	-1	6	1	0
Shea Weber	4	2	1	3	-1	4	0	1
David Legwand	4	1	2	3	-1	2	0	0
Vernon Fiddler	4	1	1	2	0	4	0	1
Jerred Smithson	4	1	1	2	2	2	0	0
Radek Bonk	3	0	2	2	-1	4	0	0
Jordin Tootoo	4	1	0	1	-4	10	0	0
Greg Zanon	4	1	0	1	0	2	0	0
Kevin Klein	4	0	1	1	0	0	0	0
Scott Nichol	2	0	1	1	0	0	0	0
Nick Tarnasky	2	0	1	1	1	5	0	0
Patric Hornqvist	1	0	1	1	1	4	0	0
Antti Pihlstrom	1	0	1	1	0	0	0	0
Dan Hamhuis	4	0	0	0	-4	4	0	0
Ryan Suter	4	0	0	0	-4	4	0	0
Joel Ward	4	0	0	0	-1	7	0	0
Greg de Vries	3	0	0	0	-3	0	0	0
Wade Belak	2	0	0	0	-1	2	0	0
Ryan Jones	2	0	0	0	0	2	0	0
Rich Peverley	2	0	0	0	-2	0	0	0
Ville Koistinen	1	0	0	0	0	0	0	0
Steve Sullivan	1	0	0	0	-2	0	0	0

Power Play: 3-24 12.5% / Penalty Killing: 19-23 82.6%

FLAMES

PLAYER	GP	G	A	P	+/-	PIM	PP	SH
Jarome Iginla	4	5	2	7	3	0	2	0
Craig Conroy	4	2	4	6	5	4	0	1
Todd Bertuzzi	4	1	4	5	2	9	0	0
Rene Bourque	4	1	3	4	4	6	0	0
Mike Cammalleri	4	1	3	4	-1	2	1	0
Dion Phaneuf	4	0	4	4	8	6	0	0
Daymond Langkow	4	2	1	3	2	4	0	0
David Moss	4	1	2	3	2	0	0	0
Curtis Glencross	4	1	1	2	1	0	0	0
Cory Sarich	4	1	1	2	-1	11	0	0
Matthew Lombardi	3	1	1	2	0	2	0	0
Dustin Boyd	4	0	2	2	-2	0	0	0
Eric Nystrom	3	0	2	2	1	4	0	0
Adrian Aucoin	4	1	0	1	0	2	1	0
Andre Roy	2	1	0	1	1	0	0	0
Mark Giordano	4	0	1	1	-1	2	0	0
Wayne Primeau	2	0	1	1	0	0	0	0
James Vandermeer	2	0	1	1	5	4	0	0
Robyn Regehr	4	0	0	0	0	4	0	0
Adam Pardy	2	0	0	0	1	0	0	0
Brandon Prust	2	0	0	0	-2	10	0	0

Power Play: 4-23 17.4% / Penalty Killing: 21-24 87.5%

GOALTENDING

PREDATORS

	GP	MIN	W-L-OT	GA	SA	SV	GAA	SV%
Dan Ellis	3	157	0-3-0	10	71	61	3.81	.859
Pekka Rinne	2	77	0-1-0	7	42	35	5.44	.833

FLAMES

	GP	MIN	W-L-OT	GA	SA	SV	GAA	SV%
Miikka Kiprusoff	4	239	4-0-0	12	122	110	3.01	.902

Pengrowth Saddledome • P.O. Box 1540, Station M
Calgary, AB T2P 3B9 • (403) 777-2177
GM: Darryl Sutter
Head Coach: Brent Sutter
PR: Peter Hanlon, Sean Kelso

	OVERALL							HOME							ROAD						
Season	**GP**	**W**	**L**	**OT**	**PTS**	**GF**	**GA**	**GP**	**W**	**L**	**OT**	**PTS**	**GF**	**GA**	**GP**	**W**	**L**	**OT**	**PTS**	**GF**	**GA**
1998-99	5	2	2	1	5	13	14	3	1	2	0	2	9	11	2	1	0	1	3	4	3
1999-00	4	1	1	2	4	12	13	2	1	1	0	2	4	3	2	0	0	2	2	8	10
2000-01	4	2	2	0	4	11	6	2	2	0	0	4	10	1	2	0	2	0	0	1	5
2001-02	4	3	1	0	6	11	10	2	2	0	0	4	4	1	2	1	1	0	2	7	9
2002-03	4	1	1	2	4	7	7	2	1	1	0	2	4	4	2	0	0	2	2	3	3
2003-04	4	2	1	1	5	11	10	2	1	0	1	3	8	5	2	1	1	0	2	3	5
2005-06	4	4	0	0	8	18	9	2	2	0	0	4	11	4	2	2	0	0	4	7	5
2006-07	4	3	0	1	7	16	11	2	2	0	0	4	11	6	2	1	0	1	3	5	5
2007-08	4	2	2	0	4	10	13	2	1	1	0	2	7	7	2	1	1	0	2	3	6
2008-09	4	0	4	0	0	12	18	2	0	2	0	0	5	8	2	0	2	0	0	7	10
Totals	**41**	**20**	**14**	**7**	**47**	**121**	**111**	**21**	**13**	**7**	**1**	**27**	**73**	**50**	**20**	**7**	**7**	**6**	**20**	**48**	**61**

OT column includes both ties and overtime losses in 1999-00 (two road OTLs), 2000-01, 2001-02, 2002-03 (two road ties) and 2003-04 (one home tie).
OT column includes ties in 1998-99 (one road tie).

	DATE	VISITOR		HOME		
2005-06	November 29, 2005	Calgary	0	**NASHVILLE**	2	
	December 27, 2005	**NASHVILLE**	4	Calgary	3	
	March 7, 2006	**NASHVILLE**	3	Calgary	2	
	March 18, 2006	Calgary	4	**NASHVILLE**	9	
2006-07	October 28, 2006	**NASHVILLE**	3	Calgary	2	
	January 15, 2007	Calgary	3	**NASHVILLE**	5	
	March 8, 2007	Calgary	3	**NASHVILLE**	6	
	March 22, 2007	Nashville	2	**CALGARY**	3	OT

	DATE	VISITOR		HOME		
2007-08	October 13, 2007	**CALGARY**	7	Nashville	4	
	October 30, 2007	Nashville	1	**CALGARY**	5	
	January 15, 2008	Calgary	0	**NASHVILLE**	3	
	March 7, 2008	**NASHVILLE**	2	Calgary	1	OT
2008-09	October 23, 2008	**CALGARY**	5	Nashville	3	
	November 6, 2008	Nashville	6	**CALGARY**	7	
	January 3, 2009	**CALGARY**	3	Nashville	2	
	January 30, 2009	Nashville	1	**CALGARY**	3	

	OVERALL	AT NASHVILLE	AT CALGARY
Current Trend	4 Calgary wins (10/23/08-1/30/09)	2 Calgary wins (10/23/08-1/3/09)	2 Calgary wins (11/6/08-1/30/09)
Last Win	3/7/08 (2-1 OT)	1/15/08 (3-0)	3/7/08 (2-1 OT)
Last Loss	1/30/09 (1-3)	1/3/09 (2-3)	1/30/09 (1-3)
Last Tie	3/13/04 (4-4 OT)	3/13/04 (4-4 OT)	3/22/03 (1-1 OT)
Overtime Record	2-3-4	0-0-1	2-3-3
Longest Unbeaten Streak	9 (8-0-1-0, 3/13/04-3/8/07)	7 (6-0-1-0, 2/20/03-3/8/07)	4 (4-0-0-0, 3/20/04-10/28/06)
Longest Winning Streak	8 (3/20/04-3/8/07)	4 (twice, last 11/29/05-3/8/07)	4 (3/20/04-10/28/06)
Longest Winless Streak	4 (twice, last 0-4-0, 10/23/08-1/30/09)	2 (0-2-0, 10/23/08-1/3/09)	5 (0-2-1-2, 2/4/99-1/11/01)
Longest Losing Streak	4 (10/23/08-1/30/09)	2 (10/23/08-1/3/09)	4 (11/3/99-1/11/01)
Most Goals by Nashville	9 (3/18/06, 9-4)	9 (3/18/06, 9-4)	5 (10/25/01, 5-4 OT)
Most Goals by Calgary	7 (twice, last 11/6/08, 6-7)	7 (10/13/07, 4-7)	7 (11/6/08, 6-7)
Most Goals by Both Teams	13 (twice, last 11/6/08, 6-7)	13 (3/18/06, 9-4)	13 (11/6/08, 6-7)
Last Five Games	1-4-0	2-3-0	1-3-1
Last Ten Games	3-6-1	6-3-1-0	5-4-0-1
Last Transaction	2/19/04: Calgary claimed forward Jason Morgan on waivers from Nashville.		
Series Notes	3/7/08: J.P. Dumont scored 2:13 into overtime to lift Nashville to a 2-1 victory at the Saddledome... 1/15/08: Chris Mason stopped all 22 shots he faced in a 3-0 victory at the Sommet Center... 3/18/06: Nashville tied a franchise record for goals in a 9-4 win at the Sommet Center. Mike Sillinger had four assists in the victory... 11/29/05: Tomas Vokoun made 31 saves as the Preds blanked Calgary 2-0 at the Sommet Center... 10/25/01: Andy Delmore scored a power-play goal at 3:20 of overtime to give Nashville a 5-4 win...10/11/01: Mike Dunham stopped 26 shots in a 1-0 win... 4/5/01: Mike Dunham stopped 33 shots as Nashville shut out Calgary, 4-0, in the 2000-01 regular-season home finale... 11/6/98: Nashville's 2-1 win was the franchise's first road victory.		
2009-10 Schedule		11/30/09: Calgary at Nashville	12/19/09: Nashville at Calgary
		1/5/10: Calgary at Nashville	1/15/10: Nashville at Calgary

CAROLINA HURRICANES

2008-09 SEASON SERIES

@ NASHVILLE

Date	Score	W/ Goal
	no games	

@ CAROLINA

Date	Score	W/ Goal
23 Nov '08	NSH 5 @ CAR 2	Shea Weber

* overtime ** shootout

GOALS BY PERIOD

	1st	2nd	3rd	OT	Total
Nashville	1	3	1	--	5
Carolina	0	0	2	--	2

SHOTS BY PERIOD

	1st	2nd	3rd	OT	Total
Nashville	5	12	13	--	30
Carolina	8	8	10	--	26

INDIVIDUAL SCORING

PREDATORS

PLAYER	GP	G	A	P	+/-	PIM	PP	SH
Shea Weber	1	2	1	3	3	2	1	0
Jason Arnott	1	2	0	2	2	4	0	0
Martin Erat	1	0	2	2	2	4	0	0
Scott Nichol	1	1	0	1	1	0	0	0
Radek Bonk	1	0	1	1	1	0	0	0
Greg de Vries	1	0	1	1	-1	0	0	0
J.P. Dumont	1	0	1	1	1	2	0	0
David Legwand	1	0	1	1	-1	2	0	0
Ryan Suter	1	0	1	1	0	0	0	0
Greg Zanon	1	0	1	1	0	0	0	0
Vernon Fiddler	1	0	0	0	-1	0	0	0
Dan Hamhuis	1	0	0	0	0	2	0	0
Ville Koistinen	1	0	0	0	2	0	0	0
Rich Peverley	1	0	0	0	1	0	0	0
Jerred Smithson	1	0	0	0	0	0	0	0
Nick Tarnasky	1	0	0	0	1	2	0	0
Jordin Tootoo	1	0	0	0	0	0	0	0
Joel Ward	1	0	0	0	-1	0	0	0

Power Play: 1-5 20.0% / Penalty Killing: 8-8 100.0%

HURRICANES

PLAYER	GP	G	A	P	+/-	PIM	PP	SH
Matt Cullen	1	1	1	2	0	0	0	0
Chad Larose	1	1	0	1	1	0	0	0
Ryan Bayda	1	0	1	1	1	0	0	0
Josef Melichar	1	0	1	1	1	0	0	0
Rod Brind'Amour	1	0	0	0	-1	0	0	0
Wade Brookbank	1	0	0	0	-1	4	0	0
Joe Corvo	1	0	0	0	0	0	0	0
Patrick Eaves	1	0	0	0	0	0	0	0
Tim Gleason	1	0	0	0	-1	0	0	0
Joni Pitkanen	1	0	0	0	-2	2	0	0
Tuomo Ruutu	1	0	0	0	-1	0	0	0
Sergei Samsonov	1	0	0	0	-1	0	0	0
Dennis Seidenberg	1	0	0	0	-2	0	0	0
Eric Staal	1	0	0	0	0	0	0	0
Brandon Sutter	1	0	0	0	-1	2	0	0
Scott Walker	1	0	0	0	-2	2	0	0
Niclas Wallin	1	0	0	0	-1	2	0	0
Ray Whitney	1	0	0	0	0	0	0	0

Power Play: 0-8 0.0% / Penalty Killing: 4-5 80.0%

GOALTENDING

PREDATORS

	GP	Min	W-L-OT	GA	SA	SV	GAA	SV%
Dan Ellis	1	59	1-0-0	2	26	24	2.02	.923

HURRICANES

	GP	Min	W-L-OT	GA	SA	SV	GAA	SV%
Cam Ward	1	60	0-1-0	5	30	25	5.00	.833

RBC Center • 1400 Edwards Mill Road
Raleigh, NC 27607 • (919) 467-7825
GM: Jim Rutherford
Head Coach: Paul Maurice
PR: Mike Sundheim, Kyle Hanlin

	OVERALL							HOME							ROAD						
Season	**GP**	**W**	**L**	**OT**	**PTS**	**GF**	**GA**	**GP**	**W**	**L**	**OT**	**PTS**	**GF**	**GA**	**GP**	**W**	**L**	**OT**	**PTS**	**GF**	**GA**
1998-99	2	1	1	0	2	4	6	1	1	0	0	2	3	2	1	0	1	0	0	1	4
1999-00	2	1	1	0	2	4	5	1	1	0	0	2	3	2	1	0	1	0	0	1	3
2000-01	2	2	0	0	4	9	5	1	1	0	0	2	2	1	1	1	0	0	2	7	4
2001-02	1	0	0	1	1	2	2	0	0	0	0	0	0	0	1	0	0	1	1	2	2
2002-03	1	0	1	0	0	1	2	1	0	1	0	0	1	2	0	0	0	0	0	0	0
2003-04	1	1	0	0	2	2	1	0	0	0	0	0	0	0	1	1	0	0	2	2	1
2005-06	1	0	0	1	1	4	5	0	0	0	0	0	0	0	1	0	0	1	1	4	5
2007-08	1	1	0	0	2	1	0	1	1	0	0	2	1	0	0	0	0	0	0	0	0
2008-09	1	1	0	0	2	5	2	0	0	0	0	0	0	0	1	1	0	0	2	5	2
Totals	**12**	**7**	**3**	**2**	**16**	**32**	**28**	**5**	**4**	**1**	**0**	**8**	**10**	**7**	**7**	**3**	**2**	**2**	**8**	**22**	**21**

OT column includes both ties and overtime losses in 1999-00, 2000-01, 2001-02 (one road tie), 2002-03 and 2003-04. OT column includes ties in 1998-99.

	DATE	VISITOR		HOME		
1998-99	October 13, 1998	Carolina	2	**NASHVILLE**	3	
	January 2, 1999	Nashville	1	**CAROLINA**	4	
1999-00	December 28, 1999	Carolina	2	**NASHVILLE**	3	
	March 29, 2000	Nashville	1	**CAROLINA**	3	
2000-01	October 14, 2000	Carolina	1	**NASHVILLE**	2	
	November 26, 2000	**NASHVILLE**	7	Carolina	4	
2001-02	January 23, 2002	Nashville	2	Carolina	2	OT
2002-03	December 3, 2002	**CAROLINA**	2	Nashville	1	
2003-04	December 3, 2003	**NASHVILLE**	2	Carolina	1	OT
2005-06	January 13, 2006	Nashville	4	**CAROLINA**	5	OT
2007-08	February 5, 2008	Carolina	0	**NASHVILLE**	1	
2008-09	November 23, 2008	**NASHVILLE**	5	Carolina	2	

	OVERALL	AT NASHVILLE	AT CAROLINA
Current Trend	2 Nashville wins (2/5-11/23/08)	1 Nashville win (2/5/08)	1 Nashville win (11/23/08)
Last Win	11/23/08 (5-2)	2/5/08 (1-0)	11/23/08 (5-2)
Last Loss	1/13/06 (4-5 OT)	12/3/02 (1-2)	1/13/06 (4-5 OT)
Last Tie	1/23/02 (2-2 OT)	None	1/23/02 (2-2 OT)
Overtime Record	1-1-1	0-0-0	1-1-1
Longest Unbeaten Streak	3 (2-0-1-0, 10/14/00-1/23/02)	3 (3-0-0-0, 10/13/98-10/14/00)	3 (2-0-1-0, 11/26/00-12/3/03)
Longest Winning Streak	2 (twice, last 2/5-11/23/08)	3 (10/13/98-10/14/00)	None
Longest Winless Streak	2 (0-1-1-0, 1/23-12/3/02)	None	2 (0-2-0-0, 1/2/99-3/29/00)
Longest Losing Streak	None	None	2 (1/2/99-3/29/00)
Most Goals by Nashville	7 (11/26/00, 7-4)	3 (twice, last 12/28/99, 3-2)	7 (11/26/00, 7-4)
Most Goals by Carolina	5 (1/13/06, 4-5 OT)	2 (three times, 12/3/02, 1-2)	5 (1/13/06, 4-5 OT)
Most Goals by Both Teams	11 (11/26/00, 7-4)	5 (twice, last 12/28/99, 3-2)	11 (11/26/00, 7-4)
Last Five Games	3-1-0-1	4-1-0-0	3-0-1-1
Last Ten Games	6-2-1-1	4-1-0-0	3-2-1-1
Last Transaction	6/19/08: Acquired a fifth-round selection in the 2009 NHL Entry Draft (traded to Tampa Bay; Tampa Bay selected Michael Zador) for forward Darcy Hordichuk and a fifth-round selection in the 2010 NHL Entry Draft.		
Series Notes	11/23/08: Shea Weber posted three points (2g-1a) and Jason Arnott scored two goals in a 5-2 victory at the RBC Center... 2/5/08: Chris Mason turned aside all 31 shots he faced in a 1-0 victory at the Sommet Center...1/13/06: Frantisek Kaberle converted a penalty-shot attempt in overtime to give Carolina a 5-4 win at the RBC Center... 12/3/03: Scott Hartnell scored the overtime game winner (3:30) in a 2-1 win at the RBC Center... 10/13/98: Nashville's 3-2 win was the first victory in franchise history. Andrew Brunette scored the franchise's first goal at 5:12 of the first period.		
2009-10 Schedule		1/7/10: Carolina at Nashville	None

CHICAGO BLACKHAWKS

2008-09 SEASON SERIES

@ NASHVILLE

Date	Score	W/Goal
07 Apr '09	CHI 4 @ NSH 2	Patrick Kane
24 Feb '09	CHI 3 @ NSH 5	Joel Ward
10 Jan '09	CHI 1 @ NSH 4	Shea Weber

@ CHICAGO

Date	Score	W/Goal
03 Apr '09	NSH 1 @ CHI 3	Jonathan Toews
11 Jan '09	NSH 1 @ CHI 3	Dave Bolland
13 Oct '08 **	NSH 3 @ CHI 2	Rich Peverley

* overtime ** shootout

GOALS BY PERIOD

	1st	2nd	3rd	OT	Total
Nashville	6	2	7	0	15
Chicago	3	9	4	0	16

SHOTS BY PERIOD

	1st	2nd	3rd	OT	Total
Nashville	58	53	58	2	171
Chicago	54	73	58	0	185

INDIVIDUAL SCORING

PREDATORS

PLAYER	GP	G	A	P	+/-	PIM	PP	SH
David Legwand	4	3	2	5	3	0	0	0
J.P. Dumont	6	1	4	5	-3	4	1	0
Joel Ward	6	1	4	5	1	0	0	0
Martin Erat	4	1	4	5	2	2	0	0
Jason Arnott	4	2	2	4	1	0	0	0
Ryan Suter	6	0	4	4	-4	6	0	0
Shea Weber	6	3	0	3	-3	2	3	0
Steve Sullivan	4	0	3	3	0	0	0	0
Dan Hamhuis	6	0	2	2	0	2	0	0
Vernon Fiddler	6	1	0	1	-4	2	1	0
Kevin Klein	6	1	0	1	0	4	0	0
Radek Bonk	5	1	0	1	-2	2	0	0
Cal O'Reilly	2	1	0	1	-1	0	0	0
Jordin Tootoo	6	0	1	1	-3	2	0	0
Greg Zanon	6	0	1	1	2	0	0	0
Jerred Smithson	6	0	0	0	-2	6	0	0
Ville Koistinen	5	0	0	0	-2	0	0	0
Greg de Vries	4	0	0	0	-1	2	0	0
Scott Nichol	3	0	0	0	-1	2	0	0
Antti Pihlstrom	3	0	0	0	-2	2	0	0
Wade Belak	2	0	0	0	-1	0	0	0
Patric Hornqvist	2	0	0	0	-2	2	0	0
Ryan Jones	2	0	0	0	0	0	0	0
Michael Santorelli	2	0	0	0	-2	2	0	0
Jed Ortmeyer	1	0	0	0	0	0	0	0
Rich Peverley	1	0	0	0	0	0	0	0

Power Play: 5-18 27.8% / Penalty Killing: 18-20 90.0%

BLACKHAWKS

PLAYER	GP	G	A	P	+/-	PIM	PP	SH
Martin Havlat	6	5	4	9	6	6	1	0
Patrick Kane	6	2	3	5	1	0	0	0
Dustin Byfuglien	6	3	1	4	2	0	1	0
Jonathan Toews	6	2	1	3	1	0	0	0
Brian Campbell	6	0	3	3	2	0	0	0
Andrew Ladd	6	0	3	3	3	4	0	0
Dave Bolland	6	1	1	2	2	0	0	0
Patrick Sharp	4	1	1	2	-1	2	0	0
Duncan Keith	6	0	2	2	-1	2	0	0
Brent Seabrook	6	0	2	2	-1	2	0	0
Adam Burish	6	1	0	1	0	2	0	0
Samuel Pahlsson	2	1	0	1	1	0	0	0
Kris Versteeg	6	0	1	1	0	4	0	0
Ben Eager	5	0	1	1	0	4	0	0
Troy Brouwer	3	0	1	1	0	6	0	0
James Wisniewski	3	0	1	1	0	0	0	0
Colin Fraser	6	0	0	0	-1	0	0	0
Cam Barker	5	0	0	0	3	4	0	0
Matt Walker	5	0	0	0	3	0	0	0
Craig Adams	3	0	0	0	-2	2	0	0
Niklas Hjalmarsson	2	0	0	0	2	0	0	0
Jordan Hendry	1	0	0	0	0	0	0	0
Aaron Johnson	1	0	0	0	0	0	0	0
Jack Skille	1	0	0	0	0	0	0	0
Brent Sopel	1	0	0	0	0	0	0	0

Power Play: 2-20 10.0% / Penalty Killing: 13-18 72.2%

GOALTENDING

PREDATORS

	GP	Min	W-L-OT	GA	SA	SV	GAA	SV%
Pekka Rinne	4	237	2-2-0	9	125	116	2.28	.928
Dan Ellis	2	124	1-1-0	4	57	53	1.94	.930

BLACKHAWKS

	GP	Min	W-L-OT	GA	SA	SV	GAA	SV%
Nikolai Khabibulin	3	180	3-0-0	4	77	73	1.34	.948
Cristobal Huet	3	181	0-2-1	10	93	83	3.32	.892

United Center • 1901 W. Madison St.
Chicago, IL 60612 • (312) 455-7000
GM: Stan Bowman
Head Coach: Joel Quinneville
PR: Brandon Faber, Adam Rogowin, Jordan Horst

	OVERALL							HOME							ROAD						
Season	**GP**	**W**	**L**	**OT**	**PTS**	**GF**	**GA**	**GP**	**W**	**L**	**OT**	**PTS**	**GF**	**GA**	**GP**	**W**	**L**	**OT**	**PTS**	**GF**	**GA**
1998-99	6	1	4	1	3	17	22	3	1	1	1	3	9	8	3	0	3	0	0	8	14
1999-00	6	4	1	1	9	21	14	3	2	1	0	4	10	7	3	2	0	1	5	11	7
2000-01	5	2	3	0	4	8	9	2	0	2	0	0	1	5	3	2	1	0	4	7	4
2001-02	5	3	2	0	6	16	15	3	2	1	0	4	12	10	2	1	1	0	2	4	5
2002-03	5	1	3	1	3	11	17	2	1	0	1	3	8	7	3	0	3	0	0	3	10
2003-04	6	2	3	1	5	14	15	3	1	1	1	3	8	6	3	1	2	0	2	6	9
2005-06	8	6	2	0	12	32	16	4	4	0	0	8	18	7	4	2	2	0	4	14	9
2006-07	8	4	2	2	10	31	26	4	1	1	2	4	17	18	4	3	1	0	6	14	8
2007-08	8	3	4	1	7	20	29	4	2	1	1	5	10	14	4	1	3	0	2	10	15
2008-09	6	3	3	0	6	16	16	3	2	1	0	4	11	8	3	1	2	0	2	5	8
Totals	**63**	**29**	**27**	**7**	**65**	**186**	**179**	**31**	**16**	**9**	**6**	**38**	**104**	**90**	**32**	**13**	**18**	**1**	**27**	**82**	**89**

OT column includes both ties and overtime losses in 1999-00 (one road tie), 2000-01, 2001-02, 2002-03 (one home tie) and 2003-04 (one home tie).
OT column includes ties in 1998-99 (one home tie).

	DATE	VISITOR		HOME		
2005-06	October 25, 2005	Chicago	3	**NASHVILLE**	5	
	December 15, 2005	Chicago	3	**NASHVILLE**	5	
	December 21, 2005	**NASHVILLE**	6	Chicago	1	
	January 8, 2006	**NASHVILLE**	5	Chicago	1	
	February 4, 2006	Chicago	0	**NASHVILLE**	6	
	March 1, 2006	Nashville	0	**CHICAGO**	3	
	April 5, 2006	Nashville	3	**CHICAGO**	4	
	April 8, 2006	Chicago	1	**NASHVILLE**	2	SO
2006-07	October 5, 2006	**CHICAGO**	8	Nashville	6	
	October 12, 2006	Nashville	1	**CHICAGO**	3	
	December 2, 2006	**CHICAGO**	4	Nashville	3	OT
	December 20, 2006	**NASHVILLE**	2	Chicago	1	
	January 5, 2007	**NASHVILLE**	8	Chicago	3	
	January 20, 2007	Chicago	3	**NASHVILLE**	6	
	January 26, 2007	**NASHVILLE**	3	Chicago	1	
	April 3, 2007	**CHICAGO**	3	Nashville	2	SO

	DATE	VISITOR		HOME		
2007-08	November 4, 2007	**NASHVILLE**	5	Chicago	2	
	Novermber 15, 2007	Chicago	4	**NASHVILLE**	5	OT
	December 19, 2007	Nashville	2	**CHICAGO**	5	
	December 26, 2007	Nashville	2	**CHICAGO**	5	
	January 13, 2008	**CHICAGO**	3	Nashville	2	SO
	February 14, 2008	**CHICAGO**	6	Nashville	1	
	March 22, 2008	Chicago	1	**NASHVILLE**	2	SO
	April 4, 2008	Nashville	1	**CHICAGO**	3	
2008-09	October 13, 2008	**NASHVILLE**	3	Chicago	2	SO
	January 10, 2009	Chicago	1	**NASHVILLE**	4	
	January 11, 2009	Nashville	1	**CHICAGO**	3	
	February 24, 2009	Chicago	3	**NASHVILLE**	5	
	April 3, 2009	Nashville	1	**CHICAGO**	3	
	April 7, 2009	**CHICAGO**	4	Nashville	2	

	OVERALL	AT NASHVILLE	AT CHICAGO
Current Trend	2 Chicago wins (4/3-4/7/09)	1 Chicago win (4/7/09)	2 Chicago wins (1/11-4/3/09)
Last Win	2/24/09 (5-3)	2/24/09 (5-3)	10/13/08 (3-2 SO)
Last Loss	4/7/09 (2-4)	4/7/09 (2-4)	4/3/09 (1-3)
Last Tie	3/1/04 (2-2 OT)	3/1/04 (2-2 OT)	10/10/99 (3-3 OT)
Overtime Record	6-3-4	4-3-3	2-0-1
Longest Unbeaten Streak	8 (7-0-1-0, 3/1/04-2/4/06)	6 (5-0-1-0, 3/1/04-4/8/06)	4 (twice, last 4-0-0, 12/20/06-11/4/07)
Longest Winning Streak	7 (3/30/04-2/4/06)	5 (3/30/04-4/8/06)	4 (12/20/06-11/4/07)
Longest Winless Streak	5 (0-4-1-0, 3/27/03-3/1/04)	3 (0-3-0-0, 12/1/00-10/18/01)	5 (0-5-0-0, 11/17/02-2/11/04)
Longest Losing Streak	4 (twice, last 12/19/07-2/14/08)	3 (12/1/00-10/18/01)	5 (11/17/02-2/11/04)
Most Goals by Nashville	8 (1/5/07, 8-3)	6 (four times, last 1/20/07, 6-3)	8 (1/5/07, 8-3)
Most Goals by Chicago	8 (10/5/06, 6-8)	8 (10/5/06, 6-8)	5 four times, last 12/19/05, 2-5)
Most Goals by Both Teams	14 (10/5/06, 6-8)	14 (10/5/06, 6-8)	11 (1/5/07, 8-3)
Last Five Games	2-3-0	3-2-0	1-4-0
Last Ten Games	4-5-1	5-2-3	5-5-0
Last Transaction	2/16/04: Acquired forward Steve Sullivan for a second-round selection in the 2004 NHL Entry Draft (Ryan Garlock) and a second-round selection in the 2005 NHL Entry Draft (Michael Blunden).		
Series Notes	2/24/09: Nashville scored four goals in the third period, erasing a two-goal deficit to win 5-3 at the Sommet Center... 1/10/09: Steve Sullivan played his first game since Feb. 22, 2007 in a 4-1 victory at the Sommet Center... 10/13/08: Rich Peverley and J.P. Dumont scored shootout goals to lift the Predators to a 3-2 victory in Chicago's home opener... 11/15/07: Martin Erat scored the overtime game winner 19 seconds into the extra session to seal a 5-4 come-from-behind win at the Sommet Center... 1/26/07: Kevin Klein scored his first NHL goal... 1/20/07: David Legwand notched his first career hat trick (3g-1a) and four points total in a 6-3 win at the Sommet Center... 1/5/07: Paul Kariya put up four points (1g-3a) in an 8-3 win at Chicago....10/5/06: Nashville and Chicago combined for 14 goals in an 8-6 Blackhawks victory at the Sommet Center. The goal total was the most-ever at the Sommet Center, and Chicago's eight goals were the most scored against Nashville on home ice... 2/4/06: Scott Hartnell recorded his first career hat trick and Tomas Vokoun made 40 saves in a 6-0 win at the Sommet Center... 10/25/05: Nashville posted a record 95 penalty minutes in a 5-3 win over Chicago at the Sommet Center. Jeremy Stevenson set an individual single-game record with 35 penalty minutes... 3/1/03: Scott Walker scored at 2:49 of overtime to give Nashville a 5-4 victory at the Sommet Center... 11/17/02: Vernon Fiddler scored his first NHL goal... 3/22/01: Tomas Vokoun stopped Alexei Zhamnov on a penalty-shot attempt and Mark Eaton scored the game-winning goal 1:54 into overtime in a 2-1 win at the United Center... 11/10/99: Rob Valicevic recorded the first hat trick in Predators history in a 4-2 win... 10/24/98: Scott Walker scored the first shorthanded goal in franchise history in a 5-4 loss at Chicago.		
2009-10 Schedule		10/15/09: Chicago at Nashville	10/24/09: Nashville at Chicago
		10/29/09: Chicago at Nashville	12/4/09: Nashville at Chicago
		12/26/09: Chicago at Nashville	12/27/09: Nashville at Chicago

COLORADO AVALANCHE

2008-09 Season Series

@ NASHVILLE

Date	Score	W/ Goal
06 Jan '09	COL 2 @ NSH 1	Wojtek Wolski
04 Dec '08	COL 2 @ NSH 3	David Legwand

@ COLORADO

Date	Score	W/ Goal
29 Dec '08	NSH 1 @ COL 5	Cody McLeod
08 Nov '08	NSH 0 @ COL 1	Darcy Tucker

* overtime ** shootout

GOALS BY PERIOD

	1st	2nd	3rd	OT	Total
Nashville	4	1	0	--	5
Colorado	5	4	1	--	10

SHOTS BY PERIOD

	1st	2nd	3rd	OT	Total
Nashville	37	36	26	--	99
Colorado	26	27	30	--	83

INDIVIDUAL SCORING

PREDATORS

PLAYER	GP	G	A	P	+/-	PIM	PP	SH
Shea Weber	4	1	1	2	-4	4	1	0
J.P. Dumont	4	0	2	2	-1	0	0	0
Ryan Suter	4	0	2	2	-4	2	0	0
Ville Koistinen	2	0	2	2	-1	2	0	0
Jason Arnott	4	1	0	1	-3	2	1	0
Vernon Fiddler	4	1	0	1	-2	0	0	0
David Legwand	4	1	0	1	0	2	0	0
Ryan Jones	2	1	0	1	1	0	0	0
Dan Hamhuis	4	0	1	1	-1	6	0	0
Wade Belak	3	0	1	1	1	0	0	0
Antti Pihlstrom	3	0	1	1	1	0	0	0
Radek Bonk	4	0	0	0	-3	0	0	0
Greg de Vries	4	0	0	0	1	8	0	0
Jerred Smithson	4	0	0	0	-3	2	0	0
Jordin Tootoo	4	0	0	0	-1	2	0	0
Greg Zanon	4	0	0	0	-4	0	0	0
Martin Erat	3	0	0	0	-5	2	0	0
Rich Peverley	3	0	0	0	0	2	0	0
Kevin Klein	2	0	0	0	1	0	0	0
Scott Nichol	2	0	0	0	0	4	0	0
Joel Ward	2	0	0	0	-2	2	0	0
Patric Hornqvist	1	0	0	0	0	0	0	0
Nick Tarnasky	1	0	0	0	0	0	0	0

Power Play: 2-20 10.0% / Penalty Killing: 17-18 94.4%

AVALANCHE

PLAYER	GP	G	A	P	+/-	PIM	PP	SH
Wojtek Wolski	4	3	2	5	4	2	0	1
Ryan Smyth	4	1	3	4	4	2	1	0
Milan Hejduk	4	0	3	3	2	0	0	0
Cody McLeod	4	2	0	2	1	4	0	0
John-Michael Liles	4	1	1	2	3	0	0	0
T.J. Hensick	4	0	2	2	3	0	0	0
Ruslan Salei	4	0	2	2	2	8	0	0
Marek Svatos	4	0	2	2	3	6	0	0
David Jones	4	1	0	1	-2	2	0	0
Darcy Tucker	3	1	0	1	1	4	0	0
Chris Stewart	2	1	0	1	0	0	0	0
Brett Clark	4	0	1	1	3	2	0	0
Jordan Leopold	4	0	1	1	3	0	0	0
Adam Foote	2	0	1	1	0	0	0	0
Cody McCormick	1	0	1	1	-1	0	0	0
Scott Hannan	4	0	0	0	2	2	0	0
Tyler Arnason	3	0	0	0	0	0	0	0
Ian Laperriere	3	0	0	0	1	4	0	0
Ben Guite	2	0	0	0	0	0	0	0
Paul Stastny	2	0	0	0	0	2	0	0
Daniel Tjarnqvist	2	0	0	0	-1	2	0	0
Brian Willsie	2	0	0	0	0	0	0	0
Philippe Dupuis	1	0	0	0	0	2	0	0
Joe Sakic	1	0	0	0	0	2	0	0

Power Play: 1-18 5.6% / Penalty Killing: 18-20 90.0%

GOALTENDING

PREDATORS

	GP	MIN	W-L-OT	GA	SA	SV	GAA	SV%
Pekka Rinne	3	180	1-2-0	9	63	54	3.00	.857
Dan Ellis	1	59	0-1-0	1	20	19	1.02	.950

AVALANCHE

	GP	MIN	W-L-OT	GA	SA	SV	GAA	SV%
Peter Budaj	3	179	2-1-0	4	76	72	1.34	.947
Andrew Raycroft	1	60	1-0-0	1	23	22	1.00	.957

Pepsi Center • 1000 Chopper Circle
Denver, CO 80204 • (303) 405-1100
GM: Mike Sherman
Head Coach: Joe Sacco
PR: Jean Martineau, Damen Zier, Brendan McNicholas

	OVERALL							HOME							ROAD						
Season	**GP**	**W**	**L**	**OT**	**PTS**	**GF**	**GA**	**GP**	**W**	**L**	**OT**	**PTS**	**GF**	**GA**	**GP**	**W**	**L**	**OT**	**PTS**	**GF**	**GA**
1998-99	4	1	2	1	3	9	13	2	1	0	1	3	7	6	2	0	2	0	0	2	7
1999-00	4	0	2	2	2	8	11	2	0	1	1	1	4	5	2	0	1	1	1	4	6
2000-01	4	1	2	1	3	8	12	2	1	1	0	2	6	7	2	0	1	1	1	2	5
2001-02	4	1	2	1	3	14	16	2	0	1	1	1	8	9	2	1	1	0	2	6	7
2002-03	4	1	2	1	3	9	14	2	0	2	0	0	4	10	2	1	0	1	3	5	4
2003-04	4	3	1	0	6	12	11	2	1	1	0	2	7	8	2	2	0	0	4	5	3
2005-06	4	3	1	0	6	12	12	2	2	0	0	4	7	5	2	1	1	0	2	5	7
2006-07	4	2	2	0	4	11	11	2	1	1	0	2	4	5	2	1	1	0	2	7	6
2007-08	4	2	2	0	4	10	5	2	1	1	0	2	5	2	2	1	1	0	2	5	3
2008-09	4	1	3	0	2	5	10	2	1	1	0	2	4	4	2	0	2	0	0	1	6
Totals	**40**	**15**	**19**	**6**	**36**	**98**	**115**	**20**	**8**	**9**	**3**	**19**	**56**	**61**	**20**	**7**	**10**	**3**	**17**	**42**	**54**

OT column includes both ties and overtime losses in 1999-00 (one home tie and one road tie), 2000-01 (one road OTL), 2001-02 (one home tie), 2002-03 (one road tie) and 2003-04. OT column includes ties in 1998-99 (one home tie).

	DATE	VISITOR		HOME		
2005-06	October 12, 2005	**NASHVILLE**	5	Colorado	4	
	December 20, 2005	Colorado	2	**NASHVILLE**	3	
	January 3, 2006	Nashville	0	**COLORADO**	3	
	February 2, 2006	Colorado	3	**NASHVILLE**	4	OT
2006-07	November 11, 2006	Colorado	0	**NASHVILLE**	1	
	January 1, 2007	**COLORADO**	5	Nashville	3	
	January 30, 2007	Nashville	3	**COLORADO**	4	
	April 7, 2007	**NASHVILLE**	4	Colorado	2	

	DATE	VISITOR		HOME	
2007-08	October 4, 2007	Colorado	0	**NASHVILLE**	4
	December 13,2007	**COLORADO**	2	Nashville	1
	December 15, 2007	Nashville	1	**COLORADO**	3
	January 22, 2008	**NASHVILLE**	4	Colorado	0
2008-09	November 8, 2008	Nashville	0	**COLORADO**	1
	December 4, 2008	Colorado	2	**NASHVILLE**	3
	December 29, 2008	Nashville	1	**COLORADO**	5
	January 6, 2009	**COLORADO**	2	Nashville	1

	OVERALL	AT NASHVILLE	AT COLORADO
Current Trend	2 Colorado wins (12/29/08-1/6/09)	1 Colorado win (1/6/09)	2 Colorado wins (11/8-12/29/08)
Last Win	12/4/08 (3-2)	12/4/08 (3-2)	1/22/08 (4-0)
Last Loss	1/6/09 (1-2)	1/6/09 (1-2)	12/29/08 (1-5)
Last Tie	11/21/02 (1-1 OT)	1/1/02 (4-4 OT)	11/21/02 (1-1 OT)
Overtime Record	3-1-5	2-0-3	1-1-2
Longest Unbeaten Streak	5 (5-0-0, 11/24/03-12/20/05)	4 (4-0-0, 1/8/04-11/11/06)	5 (4-0-1-0, 11/10/02-10/12/05)
Longest Winning Streak	5 (11/24/03-12/20/05)	4 (1/8/04-11/11/06)	3 (11/24/03-10/12/05)
Longest Winless Streak	8 (0-4-3-1, 2/19/99-10/25/00)	6 (0-5-1-0, 1/27/01-10/25/03)	6 (0-4-1-1, 2/27/99-12/29/00)
Longest Losing Streak	3 (2/27-10/5/99)	4 (3/17/02-10/25/03)	3 (2/27/99-1/11/00)
Most Goals by Nashville	5 (three times, last 10/12/05, 5-4)	5 (12/26/00, 5-2)	5 (twice, last 10/12/05, 5-4)
Most Goals by Colorado	7 (1/1/03, 3-7)	7 (1/1/03, 3-7)	5 (twice, last 12/29/08, 1-5)
Most Goals by Both Teams	10 (1/1/03, 3-7)	10 (1/1/03, 3-7)	9 (10/12/05, 5-4)
Last Five Games	2-3-0	2-3-0	2-3-0
Last Ten Games	4-6-0	6-4-0-0	5-5-0-0
Last Transaction	6/30/03: Acquired a third-round selection in the 2004 NHL Entry Draft (traded to Ottawa; Ottawa selected Peter Regin) for defenseman Karlis Skrastins.		
Series Notes	12/4/08: David Legwand scored the game-winning goal with 0.3 left in the first period, and became Nashville's all-time leader in games played (574) in a 3-2 victory at the Sommet Center... 1/22/08: Dan Ellis made 38 saves and Martin Erat scored two goals in a 4-0 victory at the Pepsi Center... 10/4/07: Chris Mason stopped 35 shots as Nashville shut out Colorado 4-0 in the 2007-08 season opener at the Sommet Center... 11/11/06: Chris Mason stopped 42 shots as Nashville blanked the Avalanche 1-0 at the Sommet Center... 1/8/04: Jason York scored the overtime game winner (1:12) in a 4-3 win... 1/1/03: Peter Forsberg registered six points (1g-5a) in a 7-3 Avalanche victory at the Sommet Center, setting the building record for points in a game... 1/27/01: Colorado held Nashville to a franchise-record low nine shots on goal in the Avalanche's 5-1 win... 12/26/00: Scott Walker recorded the Predators' first-ever hat trick at the Sommet Center... 2/19/99: Joe Sakic recorded the first hat trick against Nashville in a 4-4 tie at Sommet Center.		
2009-10 Schedule		10/8/09: Colorado at Nashville	11/25/09: Nashville at Colorado
		2/4/10: Colorado at Nashville	1/22/10: Nashville at Colorado

COLUMBUS BLUE JACKETS

2008-09 SEASON SERIES

@ NASHVILLE

Date	Score	W/ Goal
04 Apr '09 **	CBJ 4 @ NSH 5	Ville Koistinen
05 Mar '09	CBJ 2 @ NSH 4	Steve Sullivan
18 Oct '08	CBJ 3 @ NSH 6	Martin Erat

@ COLUMBUS

Date	Score	W/ Goal
31 Mar '09	NSH 1 @ CBJ 2	Raffi Torres
11 Dec '08 **	NSH 1 @ CBJ 2	Jakub Voracek
17 Oct '08	NSH 3 @ CBJ 5	Rick Nash

* overtime ** shootout

GOALS BY PERIOD

	1st	2nd	3rd	OT	Total
Nashville	5	8	6	0	19
Columbus	6	6	5	0	17

SHOTS BY PERIOD

	1st	2nd	3rd	OT	Total
Nashville	43	52	60	9	164
Columbus	67	40	68	4	179

INDIVIDUAL SCORING

PREDATORS

PLAYER	GP	G	A	P	+/-	PIM	PP	SH
Shea Weber	6	2	3	5	3	5	0	0
Jason Arnott	3	2	3	5	1	2	1	0
Martin Erat	4	4	0	4	4	4	0	0
J.P. Dumont	6	1	2	3	0	0	0	0
Joel Ward	6	1	2	3	0	0	0	1
Radek Bonk	5	1	2	3	1	2	0	0
David Legwand	4	1	2	3	3	2	0	0
Ryan Suter	6	0	3	3	0	8	0	0
Ryan Jones	4	1	1	2	1	4	0	0
Scott Nichol	4	1	1	2	0	0	0	0
Rich Peverley	3	1	1	2	1	0	0	0
Steve Sullivan	3	1	1	2	2	2	0	0
Dan Hamhuis	6	0	2	2	-2	4	0	0
Jerred Smithson	6	0	2	2	0	9	0	0
Greg Zanon	6	0	2	2	0	0	0	0
Jordin Tootoo	5	0	2	2	0	13	0	0
Greg de Vries	6	1	0	1	1	7	0	0
Vernon Fiddler	6	1	0	1	-1	0	0	0
Cal O'Reilly	2	1	0	1	-1	0	0	0
Kevin Klein	5	0	1	1	4	0	0	0
Antti Pihlstrom	3	0	1	1	0	0	0	0
Wade Belak	2	0	1	1	1	0	0	0
Patric Hornqvist	3	0	0	0	-1	4	0	0
Ville Koistinen	2	0	0	0	1	2	0	0
Jed Ortmeyer	1	0	0	0	0	0	0	0
Michael Santorelli	1	0	0	0	-1	0	0	0

Power Play: 1-23 4.3% / Penalty Killing: 17-20 85.0%

BLUE JACKETS

PLAYER	GP	G	A	P	+/-	PIM	PP	SH
Rick Nash	6	6	0	6	2	2	2	0
Kristian Huselius	6	0	6	6	-1	2	0	0
Jason Williams	3	2	2	4	2	0	0	0
Mike Commodore	6	1	2	3	-1	4	0	0
Manny Malhotra	4	0	3	3	-1	2	0	0
Jason Chimera	4	2	0	2	-1	2	1	0
R.J. Umberger	6	1	1	2	2	7	0	0
Jakub Voracek	6	1	1	2	-1	6	0	0
Marc Methot	5	1	1	2	1	0	0	0
Jiri Novotny	5	1	1	2	0	0	0	0
Raffi Torres	3	1	1	2	0	0	0	0
Kris Russell	6	0	2	2	1	2	0	0
Fredrik Modin	4	0	2	2	-2	2	0	0
Derick Brassard	3	0	2	2	-1	2	0	0
Antoine Vermette	2	0	2	2	2	4	0	0
Nikita Filatov	2	1	0	1	0	0	0	0
Jan Hejda	6	0	1	1	0	2	0	0
Fedor Tyutin	6	0	1	1	-4	4	0	0
Andrew Murray	5	0	1	1	-3	4	0	0
Jared Boll	4	0	1	1	-4	0	0	0
Michael Peca	3	0	1	1	-3	2	0	0
Christian Backman	4	0	0	0	0	2	0	0
Derek Dorsett	3	0	0	0	-1	11	0	0
Rostislav Klesla	2	0	0	0	-5	2	0	0
Alexandre Picard	1	0	0	0	0	5	0	0
Aaron Rome	1	0	0	0	-1	0	0	0
Ole-Kristian Tollefsen	1	0	0	0	1	5	0	0
Clay Wilson	1	0	0	0	0	0	0	0

Power Play: 3-20 15.0% / Penalty Killing: 22-23 95.7%

GOALTENDING

PREDATORS

	GP	MIN	W-L-OT	GA	SA	SV	GAA	SV%
Pekka Rinne	4	198	2-1-0	11	97	86	3.33	.887
Dan Ellis	3	169	1-1-1	6	82	76	2.13	.927

BLUE JACKETS

	GP	Min	W-L-OT	GA	SA	SV	GAA	SV%
Steve Mason	4	248	2-1-1	10	104	94	2.42	.904
Pascal Leclaire	1	55	1-0-0	3	27	24	3.29	.889
Daniel Lacosta	1	35	0-0-0	2	19	17	3.47	.895
Fredrik Norrena	2	31	0-1-0	4	14	10	7.83	.714

Nationwide Arena • 200 W. Nationwide Blvd.
Columbus, OH 43215 • (614) 246-4625
GM: Scott Howson
Head Coach: Ken Hitchcock
PR: Todd Sharrock, Ryan Holtmann

	OVERALL							HOME							ROAD						
Season	**GP**	**W**	**L**	**OT**	**PTS**	**GF**	**GA**	**GP**	**W**	**L**	**OT**	**PTS**	**GF**	**GA**	**GP**	**W**	**L**	**OT**	**PTS**	**GF**	**GA**
2000-01	5	2	3	0	4	10	15	3	1	2	0	2	6	11	2	1	1	0	2	4	4
2001-02	5	3	2	0	6	10	9	2	2	0	0	4	5	3	3	1	2	0	2	5	6
2002-03	5	3	1	1	7	15	6	3	2	0	1	5	9	3	2	1	1	0	2	6	3
2003-04	6	4	1	1	9	21	17	3	2	0	1	5	9	7	3	2	1	0	4	12	10
2005-06	8	5	2	1	11	34	23	4	3	1	0	6	20	10	4	2	1	1	5	14	13
2006-07	8	8	0	0	16	28	12	4	4	0	0	8	12	3	4	4	0	0	8	16	9
2007-08	8	7	0	1	15	25	12	4	4	0	0	8	15	8	4	3	0	1	7	10	4
2008-09	6	3	2	1	7	20	18	3	3	0	0	6	15	9	3	0	2	1	1	5	9
Totals	**51**	**35**	**11**	**5**	**75**	**163**	**112**	**26**	**21**	**3**	**2**	**44**	**91**	**54**	**25**	**14**	**8**	**3**	**31**	**72**	**58**

OT column includes both ties and overtime losses in 1999-00, 2000-01, 2001-02, 2002-03 (one home tie) and 2003-04 (one home OTL).

OT column includes both overtime losses and shootout losses in 2005-06 (one road OTL).

	DATE	VISITOR		HOME		
2005-06	October 26, 2005	Nashville	2	**COLUMBUS**	3	OT
	November 23, 2005	**NASHVILLE**	4	Columbus	2	
	December 17, 2005	Columbus	3	**NASHVILLE**	7	
	December 23, 2005	**NASHVILLE**	5	Columbus	4	
	January 21, 2006	Columbus	2	**NASHVILLE**	7	
	January 28, 2006	Nashville	3	**COLUMBUS**	4	
	February 11, 2006	Columbus	2	**NASHVILLE**	5	
	April 3, 2006	**COLUMBUS**	3	Nashville	1	
2006-07	November 15, 2006	**NASHVILLE**	5	Columbus	4	
	November 18, 2006	Columbus	2	**NASHVILLE**	4	
	November 20, 2006	**NASHVILLE**	3	Columbus	1	
	January 12, 2007	Columbus	0	**NASHVILLE**	2	
	January 13, 2007	**NASHVILLE**	4	Columbus	1	
	January 18, 2007	Columbus	0	**NASHVILLE**	4	
	February 25, 2007	**NASHVILLE**	4	Columbus	3	SO
	March 10, 2007	Columbus	1	**NASHVILLE**	2	

	DATE	VISITOR		HOME		
2007-08	November 10, 2007	Columbus	3	**NASHVILLE**	4	SO
	November 12, 2007	**NASHVILLE**	4	Columbus	1	
	December 23, 2007	**NASHVILLE**	3	Columbus	1	
	December 27, 2007	Columbus	3	**NASHVILLE**	4	
	January 12, 2008	Nashville	1	**COLUMBUS**	2	SO
	January 31, 2008	Columbus	2	**NASHVILLE**	4	
	March 25, 2008	Columbus	0	**NASHVILLE**	3	
	March 28, 2008	**NASHVILLE**	2	Columbus	0	
2008-09	October 17, 2008	Nashville	3	**COLUMBUS**	5	
	October 18, 2008	Columbus	3	**NASHVILLE**	6	
	December 11, 2008	Nashville	1	**COLUMBUS**	2	SO
	March 5, 2009	Columbus	2	**NASHVILLE**	4	
	March 31, 2009	Nashville	1	**COLUMBUS**	2	
	April 4, 2009	Columbus	4	**NASHVILLE**	5	SO

	OVERALL	AT NASHVILLE	AT COLUMBUS
Current Trend	1 Nashville win (4/4/09)	11 Nashville wins (11/18/06-4/4/09)	3 Columbus wins (10/17/08-3/31/09)
Last Win	4/4/09 (5-4 SO)	4/4/09 (5-4 SO)	3/28/08 (2-0)
Last Loss	3/31/09 (1-2)	4/3/06 (1-3)	3/31/09 (1-2)
Last Tie	11/16/02 (1-1 OT)	11/16/02 (1-1 OT)	None
Overtime Record	4-4-1	2-1-1	2-3-0
Longest Unbeaten Streak	12 (12-0-0, 11/15/06-12/27/07)	11 (11-0-0, 11/18/06-4/4/09)	6 (6-0-0, 11/15/06-12/23/07)
Longest Winning Streak	12 (11/15/06-12/27/07)	11 (11/18/06-4/4/09)	6 (11/15/06-12/23/07)
Longest Winless Streak	3 (0-1-2, 2/16/04-10/26/05)	None	3 (0-2-1, 10/17/08-3/31/09)
Longest Losing Streak	3 (2/16/04-10/26/05)	None	3 (10/17/08-3/31/09)
Most Goals by Nashville	7 (twice, last 1/21/06, 7-2)	7 (twice, last 1/21/06, 7-2)	6 (1/29/04, 6-4)
Most Goals by Columbus	5 (three times, last 10/17/08, 3-5)	5 (twice, last 3/1/01, 2-5)	5 (10/17/08, 3-5)
Most Goals by Both Teams	10 (twice, last 12/17/05, 7-3)	10 (12/17/05, 7-3)	10 (1/29/04, 6-4)
Last Five Games	3-1-1	5-0-0	1-2-2
Last Ten Games	6-2-2	10-0-0	6-2-2
Last Transaction	5/23/01: Nashville claimed forward Bill Bowler on waivers from Columbus.		
Series Notes	4/4/09: Jason Arnott (2g-1a) notched three points and Ville Koistinen netted the shootout-deciding goal as Nashville extended its home winning streak against Columbus to 11 games... 10/18/08: Shea Weber posted a career-high four points (1g-3a) in a 6-3 victory at the Sommet Center... 3/28/08: Dan Ellis stopped all 43 shots he faced, finishing off back-to-back shutouts over the Blue Jackets. It was part of the longest shutout streak in franchise history. It was also a franchise record for saves in a shutout victory...3/25/08: Dan Ellis stopped all 36 shots he faced in a 3-0 Nashville victory at the Sommet Center...1/31/08: J.P. Dumont extended a point streak to a franchise-record 16 games in a 4-2 victory at the Sommet Center... 12/27/07: Nashville won its 12th consecutive game over Columbus, a 4-3 victory at the Sommet Center... 12/23/07: J.P. Dumont scored the game-winning goal with 37 seconds remaining in regulation in a 3-1 victory at Nationwide Arena... 12/17/05: The Predators set a franchise record with six goals in the second period en route to a 7-3 win at the Sommet Center... 2/9/02: Tomas Vokoun made 25 saves and Denis Arkhipov scored 2:45 into overtime to give the Predators a 1-0 win over the Blue Jackets at Nationwide Arena.		
2009-10 Schedule		11/21/09: Columbus at Nashville	12/14/09: Nashville at Columbus
		12/10/09: Columbus at Nashville	12/31/09: Nashville at Columbus
		3/20/10: Columbus at Nashville	1/26/10: Nashville at Columbus

DALLAS STARS

2008-09 SEASON SERIES

@ NASHVILLE

Date	Score	W/ Goal
13 Dec '08	DAL 0 @ NSH 3	Joel Ward
11 Oct '08	DAL 1 @ NSH 3	Jason Arnott

@ DALLAS

Date	Score	W/ Goal
08 Feb '09	NSH 1 @ DAL 4	Mark Parrish
15 Oct '08	NSH 4 @ DAL 6	Fabian Brunnstrom

* overtime ** shootout

GOALS BY PERIOD

	1st	2nd	3rd	OT	Total
Nashville	3	4	4	--	11
Dallas	4	3	4	--	11

SHOTS BY PERIOD

	1st	2nd	3rd	OT	Total
Nashville	43	42	30	--	115
Dallas	29	37	31	--	97

INDIVIDUAL SCORING

PREDATORS

PLAYER	GP	G	A	P	+/-	PIM	PP	SH
J.P. Dumont	4	0	5	5	2	6	0	0
Jason Arnott	3	3	1	4	4	0	2	0
Martin Erat	4	1	3	4	-5	0	0	0
Ryan Jones	2	1	2	3	1	0	0	0
Ryan Suter	4	0	3	3	1	6	0	0
Joel Ward	4	2	0	2	2	2	0	0
Radek Bonk	4	1	1	2	-1	0	1	0
Shea Weber	4	1	1	2	-1	8	0	0
Rich Peverley	3	0	2	2	0	2	0	0
David Legwand	4	1	0	1	-2	2	0	0
Patric Hornqvist	3	1	0	1	0	2	0	0
Dan Hamhuis	4	0	1	1	0	15	0	0
Jerred Smithson	4	0	1	1	-1	4	0	0
Jordin Tootoo	3	0	1	1	0	2	0	0
Greg de Vries	4	0	0	0	-2	5	0	0
Vernon Fiddler	4	0	0	0	-3	0	0	0
Greg Zanon	4	0	0	0	2	2	0	0
Kevin Klein	3	0	0	0	-2	0	0	0
Scott Nichol	2	0	0	0	-1	2	0	0
Antti Pihlstrom	2	0	0	0	-1	0	0	0
Wade Belak	1	0	0	0	0	0	0	0
Ville Koistinen	1	0	0	0	0	0	0	0
Steve Sullivan	1	0	0	0	0	4	0	0

Power Play: 3-19 15.8% / Penalty Killing: 17-19 89.5%

STARS

PLAYER	GP	G	A	P	+/-	PIM	PP	SH
Brad Richards	4	1	3	4	-1	0	1	0
Fabian Brunnstrom	2	3	0	3	0	0	0	0
Mike Modano	4	2	1	3	1	4	0	0
Stephane Robidas	3	1	1	2	1	6	1	0
Steve Ott	2	1	1	2	2	8	0	0
Nicklas Grossman	4	0	2	2	4	0	0	0
James Neal	4	0	2	2	0	2	0	0
Mike Ribeiro	4	0	2	2	-2	2	0	0
Brenden Morrow	2	0	2	2	1	6	0	0
Jere Lehtinen	1	0	2	2	1	0	0	0
Trevor Daley	4	1	0	1	1	2	0	0
Mark Parrish	2	1	0	1	0	2	0	0
Brian Sutherby	1	1	0	1	0	0	0	1
Matt Niskanen	4	0	1	1	-2	2	0	0
Toby Petersen	4	0	1	1	2	2	0	0
Sean Avery	2	0	1	1	1	25	0	0
Philippe Boucher	2	0	1	1	0	0	0	0
B.J. Crombeen	2	0	1	1	1	7	0	0
Krys Barch	4	0	0	0	-2	0	0	0
Loui Eriksson	4	0	0	0	-2	0	0	0
Joel Lundqvist	3	0	0	0	0	0	0	0
Mark Fistric	2	0	0	0	0	2	0	0
Andrew Hutchinson	2	0	0	0	1	2	0	0
Darryl Sydor	2	0	0	0	-3	0	0	0
Chris Conner	1	0	0	0	-1	2	0	0
Doug Janik	1	0	0	0	0	0	0	0
Tom Wandell	1	0	0	0	0	0	0	0
Landon Wilson	1	0	0	0	0	0	0	0

Power Play: 2-19 10.5% / Penalty Killing: 16-19 84.2%

GOALTENDING

PREDATORS

	GP	MIN	W-L-OT	GA	SA	SV	GAA	SV%
Dan Ellis	4	239	2-2-0	9	95	86	2.26	.905

STARS

	GP	MIN	W-L-OT	GA	SA	SV	GAA	SV%
Marty Turco	3	178	2-1-0	8	77	69	2.70	.896
Tobias Stephan	1	60	0-1-0	2	37	35	2.01	.946

Dr. Pepper StarCenter at Frisco • 2601 Avenue of the Stars
Frisco, TX 75034 • (214) 387-5500
GM: Joe Nieuwendyk
Head Coach: Marc Crawford
PR: Rob Scichili, Graham Clark

	OVERALL							HOME							ROAD						
Season	**GP**	**W**	**L**	**OT**	**PTS**	**GF**	**GA**	**GP**	**W**	**L**	**OT**	**PTS**	**GF**	**GA**	**GP**	**W**	**L**	**OT**	**PTS**	**GF**	**GA**
1998-99	4	1	3	0	2	5	9	2	0	2	0	0	3	7	2	1	1	0	2	2	2
1999-00	4	2	2	0	4	9	10	2	2	0	0	4	8	4	2	0	2	0	0	1	6
2000-01	4	0	3	1	1	5	12	2	0	2	0	0	1	3	2	0	1	1	1	4	9
2001-02	4	2	2	0	4	7	9	2	2	0	0	4	6	2	2	0	2	0	0	1	7
2002-03	4	3	1	0	6	10	6	2	2	0	0	4	8	3	2	1	1	0	2	2	3
2003-04	4	0	3	1	1	6	13	2	0	1	1	1	2	4	2	0	2	0	0	4	9
2005-06	4	1	3	0	2	9	12	2	1	1	0	2	6	6	2	0	2	0	0	3	6
2006-07	4	1	3	0	2	6	11	2	1	1	0	2	5	6	2	0	2	0	0	1	5
2007-08	4	3	1	0	6	12	8	2	1	1	0	2	8	7	2	2	0	0	4	4	1
2008-09	4	2	2	0	4	11	11	2	2	0	0	4	6	1	2	0	2	0	0	5	10
Totals	**40**	**15**	**23**	**2**	**32**	**80**	**101**	**20**	**11**	**8**	**1**	**23**	**53**	**43**	**20**	**4**	**15**	**1**	**9**	**27**	**58**

OT column includes both ties and overtime losses in 1999-00, 2000-01 (one road OTL), 2001-02, 2002-03 and 2003-04 (one home tie).

OT column includes ties in 1998-99.

	DATE	VISITOR		HOME	
2005-06	November 10, 2005	Dallas	3	**NASHVILLE**	5
	November 26, 2005	**DALLAS**	3	Nashville	1
	February 1, 2006	Nashville	1	**DALLAS**	2
	February 6, 2006	Nashville	2	**DALLAS**	4
2006-07	November 22, 2006	Nashville	0	**DALLAS**	1
	December 29, 2006	Nashville	1	**DALLAS**	4
	March 17, 2007	Dallas	2	**NASHVILLE**	3
	March 31, 2007	**DALLAS**	4	Nashville	2

	DATE	VISITOR		HOME	
2007-08	October 6, 2007	Dallas	1	**NASHVILLE**	5
	December 31, 2007	**NASHVILLE**	1	Dallas	0
	February 23, 2008	**DALLAS**	6	Nashville	3
	March 1, 2008	**NASHVILLE**	3	Dallas	1
2008-09	October 11, 2008	Dallas	1	**NASHVILLE**	3
	October 15, 2008	Nashville	4	**DALLAS**	6
	December 13, 2008	Dallas	0	**NASHVILLE**	3
	February 8, 2009	Nashville	1	**DALLAS**	4
	March 1, 2008	**NASHVILLE**	3	Dallas	1

	OVERALL	AT NASHVILLE	AT DALLAS
Current Trend	1 Dallas win (2/8/09)	2 Nashville wins (10/11-12/13/08)	2 Dallas wins (10/15/08-2/8/09)
Last Win	12/13/08 (3-0)	12/13/08 (3-0)	3/1/08 (3-1)
Last Loss	2/8/09 (1-4)	2/23/08 (3-6)	2/8/09 (1-4)
Last Tie	11/1/03 (1-1)	11/1/03 (1-1)	None
Overtime Record	0-1-1	0-0-1	0-1-0
Longest Unbeaten Streak	5 (5-0-0, 11/3/01-3/7/03)	4 (4-0-0, 11/3/01-12/26/02)	2 (2-0-0, 12/31/07-3/1/08)
Longest Winning Streak	5 (11/3/01-3/7/03)	4 (11/3/01-12/26/02)	2 (12/31/07-3/1/08)
Longest Winless Streak	6 (0-5-0-1, 11/22/00-11/2/01)	2 (three times, last 0-1-1-0, 10/11-11/1/03)	7 (0-7-0-0, 4/6/03-12/29/06)
Longest Losing Streak	6 (11/22/00-11/2/01)	2 (twice, last 11/22/00-2/13/01)	7 (4/6/03-12/29/06)
Most Goals by Nashville	5 (four times, last 10/6/07, 5-1)	5 (four times, last 10/6/07, 5-1)	4 (10/15/08, 4-6)
Most Goals by Dallas	7 (11/2/03, 3-7)	6 (2/23/08, 3-6)	7 (11/2/03, 3-7)
Most Goals by Both Teams	10 (twice, last 10/15/08, 4-6)	9 (2/23/08, 3-6)	10 (twice, last 10/15/08, 4-6)
Last Five Games	3-2-0	3-2-0	2-3-0
Last Ten Games	6-4-0	5-4-1-0	2-8-0-0
Last Transaction	2/15/06: Dallas claimed forward Jeremy Stevenson on waivers from Nashville.		
Series Notes	12/13/08: Dan Ellis stopped all 27 shots he faced to shut out his former team for the second time in six career starts against them... 10/11/08: Jason Arnott (2g-1a) scored two power-play goals and J.P. Dumont assisted on all three Nashville goals in a 3-1 victory in the 2008-09 home opener... 3/1/08: Nashville scored three third-period goals to win back-to-back games in Dallas for the first time ever... 12/31/07: Dan Ellis made 22 saves in a 1-0 shutout victory, snapping an eight-game losing streak in Dallas... 10/6/07: David Legwand powered the Predators to a 5-1 win at the Sommet Center with his second career hat trick... 11/10/05: Steve Sullivan netted a hat trick and had a penalty-shot attempt foiled by Marty Turco in a 5-3 win at the Sommet Center... 2/21/00: The Predators became one of four teams to score five goals against Dallas in a game in 1999-00 when they defeated the Stars, 5-2.		
2009-10 Schedule		10/31/09: Dallas at Nashville	10/3/09: Nashville at Dallas
		3/23/10: Dallas at Nashville	10/14/09: Nashville at Dallas

DETROIT RED WINGS

2008-09 SEASON SERIES

@ NASHVILLE

Date	Score	W/ Goal
28 Feb '09	DET 0 @ NSH 8	Ville Koistinen
10 Feb '09	DET 5 @ NSH 3	Henrik Zetterberg
26 Dec '08	DET 2 @ NSH 3	Vernon Fiddler

@ DETROIT

Date	Score	W/ Goal
09 Apr '09 **	NSH 4 @ DET 3	Jason Arnott
29 Mar '09	NSH 4 @ DET 3	Ryan Suter
18 Feb '09	NSH 2 @ DET 6	Nicklas Lidstrom

* overtime ** shootout

GOALS BY PERIOD

	1st	2nd	3rd	OT	Total
Nashville	8	7	8	0	23
Detroit	7	5	7	0	19

SHOTS BY PERIOD

	1st	2nd	3rd	OT	Total
Nashville	60	42	47	2	151
Detroit	82	81	60	1	224

INDIVIDUAL SCORING

PREDATORS

PLAYER	GP	G	A	P	+/-	PIM	PP	SH
Steve Sullivan	5	3	5	8	0	2	2	0
J.P. Dumont	6	1	7	8	2	0	1	0
Jason Arnott	5	4	3	7	1	4	1	0
Joel Ward	6	4	1	5	4	0	0	0
Radek Bonk	5	1	4	5	0	2	1	0
Kevin Klein	6	1	2	3	1	0	1	0
Jerred Smithson	6	1	2	3	3	4	0	0
Ryan Suter	6	1	2	3	0	9	1	0
Shea Weber	6	1	2	3	2	13	0	0
Ville Koistinen	3	1	2	3	3	2	0	0
David Legwand	4	1	1	2	1	2	0	0
Martin Erat	4	0	2	2	-1	2	0	0
Ryan Jones	4	0	2	2	1	2	0	0
Cal O'Reilly	3	0	2	2	1	0	0	0
Vernon Fiddler	6	1	0	1	2	2	0	0
Greg Zanon	6	1	0	1	3	4	0	0
Antti Pihlstrom	5	1	0	1	2	0	0	0
Scott Nichol	2	1	0	1	1	2	0	0
Jordin Tootoo	5	0	1	1	1	4	0	0
Rich Peverley	1	0	1	1	0	0	0	0
Dan Hamhuis	6	0	0	0	5	4	0	0
Greg de Vries	5	0	0	0	2	6	0	0
Patric Hornqvist	2	0	0	0	0	0	0	0
Wade Belak	1	0	0	0	0	0	0	0

Power Play: 7-23 30.4% / Penalty Killing: 16-26 61.5%

RED WINGS

PLAYER	GP	G	A	P	+/-	PIM	PP	SH
Henrik Zetterberg	6	4	5	9	-1	2	1	1
Pavel Datsyuk	6	2	6	8	-1	2	1	0
Nicklas Lidstrom	6	3	4	7	0	2	2	0
Brian Rafalski	5	0	6	6	1	0	0	0
Johan Franzen	5	4	1	5	0	2	2	0
Daniel Cleary	6	1	4	5	-1	2	0	0
Jiri Hudler	6	1	4	5	-1	0	1	0
Niklas Kronwall	6	1	4	5	-2	2	1	0
Mikael Samuelsson	6	2	0	2	-2	0	1	0
Valtteri Filppula	6	0	2	2	0	2	0	0
Marian Hossa	5	1	0	1	-1	15	1	0
Andreas Lilja	4	0	1	1	-1	11	0	0
Kris Draper	6	0	0	0	-4	4	0	0
Tomas Kopecky	6	0	0	0	-3	6	0	0
Kirk Maltby	5	0	0	0	-3	2	0	0
Brett Lebda	4	0	0	0	0	4	0	0
Brad Stuart	4	0	0	0	-6	2	0	0
Chris Chelios	3	0	0	0	-1	4	0	0
Darren Helm	3	0	0	0	-2	0	0	0
Tomas Holmstrom	3	0	0	0	-1	0	0	0
Ville Leino	3	0	0	0	-2	2	0	0
Jonathan Ericsson	2	0	0	0	0	0	0	0
Derek Meech	2	0	0	0	-5	0	0	0

Power Play: 10-26 38.5% / Penalty Killing: 16-23 69.6%

GOALTENDING

PREDATORS

	GP	MIN	W-L-OT	GA	SA	SV	GAA	SV%
Pekka Rinne	4	244	3-1-0	10	142	132	2.46	.930
Dan Ellis	2	120	1-1-0	8	81	73	4.01	.901

RED WINGS

	GP	MIN	W-L-OT	GA	SA	SV	GAA	SV%
Ty Conklin	4	188	2-2-0	12	86	74	3.83	.860
Chris Osgood	3	174	0-1-1	11	65	54	3.80	.831

Joe Louis Arena • 600 Civic Center Drive
Detroit, MI 48226 • (313) 396-7544
GM: Ken Holland
Head Coach: Mike Babcock
PR: John Hahn, Todd Beam, Lisa Hickok

	OVERALL							HOME							ROAD						
Season	**GP**	**W**	**L**	**OT**	**PTS**	**GF**	**GA**	**GP**	**W**	**L**	**OT**	**PTS**	**GF**	**GA**	**GP**	**W**	**L**	**OT**	**PTS**	**GF**	**GA**
1998-99	6	1	5	0	2	13	23	3	1	2	0	2	8	12	3	0	3	0	0	5	11
1999-00	6	1	4	1	3	15	24	3	1	2	0	2	8	10	3	0	2	1	1	7	14
2000-01	5	2	2	1	5	14	16	2	1	0	1	3	6	5	3	1	2	0	2	8	11
2001-02	5	1	2	2	4	12	15	3	1	1	1	3	6	6	2	0	1	1	1	6	9
2002-03	5	1	3	1	3	11	17	2	1	1	0	2	5	5	3	0	2	1	1	6	12
2003-04	6	3	2	1	7	13	19	3	2	1	0	4	7	7	3	1	1	1	3	6	12
2005-06	8	4	4	0	8	19	24	4	1	3	0	2	11	13	4	3	1	0	6	8	11
2006-07	8	2	5	1	5	21	28	4	2	2	0	4	13	12	4	0	3	1	1	8	16
2007-08	8	3	3	2	8	19	21	4	2	2	0	4	11	12	4	1	1	2	4	8	9
2008-09	6	4	2	0	8	24	19	3	2	1	0	4	14	7	3	2	1	0	4	10	12
Totals	**63**	**22**	**32**	**9**	**53**	**161**	**206**	**31**	**14**	**15**	**2**	**30**	**89**	**89**	**32**	**8**	**17**	**7**	**23**	**72**	**117**

OT column includes both ties and overtime losses in 1999-00 (one road OTL), 2000-01 (one home tie), 2001-02 (one home tie & one road tie), 2002-03 (one road tie) and 2003-04 (one road OTL). OT column includes ties in 1998-99.

	DATE	VISITOR		HOME		
2005-06	January 6, 2006	**DETROIT**	3	Nashville	1	
	January 23, 2006	**NASHVILLE**	3	Detroit	2	
	January 24, 2006	**NASHVILLE**	2	Detroit	1	OT
	February 8, 2006	Nashville	0	**DETROIT**	6	
	February 9, 2006	**DETROIT**	3	Nashville	2	
	March 21, 2006	**NASHVILLE**	3	Detroit	2	SO
	March 30, 2006	**DETROIT**	4	Nashville	2	
	April 18, 2006	Detroit	3	**NASHVILLE**	6	
2006-07	November 10, 2006	Nashville	0	**DETROIT**	3	
	November 25, 2006	Detroit	2	**NASHVILLE**	6	
	January 17, 2007	Nashville	3	**DETROIT**	5	
	February 24, 2007	Detroit	3	**NASHVILLE**	4	OT
	March 6, 2007	Nashville	3	**DETROIT**	4	SO
	March 13, 2007	**DETROIT**	5	Nashville	2	
	March 14, 2007	Nashville	2	**DETROIT**	4	
	March 29, 2007	**DETROIT**	2	Nashville	1	

	DATE	VISITOR		HOME		
2007-08	November 7, 2007	Nashville	2	**DETROIT**	3	SO
	November 22, 2007	Detroit	2	**NASHVILLE**	3	
	December 10, 2007	**DETROIT**	2	Nashville	1	
	February 12, 2008	Detroit	2	**NASHVILLE**	4	
	March 9, 2008	Nashville	3	**DETROIT**	4	
	March 15, 2008	**NASHVILLE**	3	Detroit	1	
	March 20, 2008	**DETROIT**	6	Nashville	3	
	March 30, 2008	Nashville	0	**DETROIT**	1	OT
2008-09	December 26, 2008	Detroit	2	**NASHVILLE**	3	
	February 10, 2009	**DETROIT**	5	Nashville	3	
	February 18, 2009	Nashville	2	**DETROIT**	6	
	February 28, 2009	Detroit	0	**NASHVILLE**	8	
	March 29, 2009	**NASHVILLE**	4	Detroit	3	
	April 9, 2009	**NASHVILLE**	4	Detroit	3	SO

	OVERALL	AT NASHVILLE	AT DETROIT
Current Trend	3 Nashville wins (2/28-4/9/09)	1 Nashville win (2/28/09)	2 Nashville wins (3/29-4/9/09)
Last Win	4/9/09 (4-3 SO)	2/28/09 (8-0)	4/9/09 (4-3 SO)
Last Loss	2/18/09 (2-6)	2/10/09 (3-5)	2/18/09 (2-6)
Last Tie	2/4/03 (5-5 OT)	3/25/02 (3-3 OT)	2/4/03 (5-5 OT)
Overtime Record	6-6-4	2-0-2	4-6-2
Longest Unbeaten Streak	4 (2-0-2-0, 12/29/01-10/26/02)	3 (twice, last 3-0-0, 4/18/06-2/24/07)	2 (twice, last 2-0-0, 3/29-4/9/09)
Longest Winning Streak	3 (twice, last 2/28-4/9/09)	3 (4/18/06-2/24/07)	2 (twice, last 3/29-4/9/09)
Longest Winless Streak	5 (three times, last 0-3-2, 3/6-11/7/07)	4 (2/3/04-3/30/06)	7 (0-5-2-0, 11/20/00-3/31/03)
Longest Losing Streak	5 (twice, last 0-3-2, 3/6-11/7/07)	4 (2/3/04-3/30/06)	6 (twice, last 11/10/06-3/9/08)
Most Goals by Nashville	8 (2/28/09)	8 (2/28/09)	5 (2/4/03, 5-5 OT)
Most Goals by Detroit	6 (eight times, last 2/18/09, 2-6)	6 (twice, last 3/20/08, 3-6)	6 (six times, last 2/18/09, 2-6)
Most Goals by Both Teams	10 (2/4/03, 5-5 OT)	9 (three times, last 3/20/08, 3-6)	10 (2/4/03, 5-5 OT)
Last Five Games	3-2-0	3-2-0	3-1-1
Last Ten Games	5-4-1	5-5-0	3-4-3
Last Transaction	6/22/02: Acquired a third-round selection in the 2003 NHL Entry Draft (Grigory Shafigulin) for a third-round selection in the 2002 NHL Entry Draft (Valtteri Filppula).		
Series Notes	4/9/09: J.P. Dumont completed a third-period comeback by scoring an extra-attacker goal with one minute remaining in regulation to force overtime, then Jason Arnott scored the shootout-deciding marker to cap Nashville's first-ever season series win over the Red Wings with a 4-3 victory at Joe Louis Arena... 2/28/09: Nashville set a franchise record for margin of victory in an 8-0 win at the Sommet Center. It scored five goals in the first period. Jason Arnott notched his eighth career hat trick, and Pekka Rinne made 30 saves... 3/30/08: Johan Franzen scored at 3:21 of overtime at Joe Louis Arena, snapping Dan Ellis' franchise record shutout streak of 233:39 and giving the Red Wings a 1-0 victory... 1/17/07: Greg Zanon scored his first NHL goal... 2/24/07: Peter Forsberg's first goal as a Predator was the overtime game winner (2:11) in a 4-3 win over Detroit. Paul Kariya scored to tie the game at 3-3 with 1:04 remaining in regulation... 4/18/06: Paul Kariya recorded his first hat trick as a Predator in a 6-3 win... 3/21/06: Martin Erat scored the deciding goal in a six-round shootout, giving Nashville a 3-2 win at the Joe Louis Arena... 1/24/06: Paul Kariya scored 35 seconds into overtime to give Nashville a 2-1 win at Joe Louis Arena... 1/23/06: Nashville defeated Detroit 3-2 at Joe Louis Arena in the game rescheduled from November 21, 2005. The Predators opened the game with a 1-0 lead (Johnson from Upshall and Suter). The Nov. 21 game was canceled in the first period (with Nashville leading 1-0) due to a medical situation involving Detroit defenseman Jiri Fischer... 11/8/03: Nashville staged one of the largest comebacks in franchise history, rallying from a 3-0 deficit with four third-period goals, in a 4-3 win at the Joe Louis Arena... 10/30/03: The Predators set franchise records for opponents' penalty minutes (125) and combined penalty minutes (210) in a 5-3 win at the Sommet Center... 2/4/03: Nashville rallied from a 5-2 deficit to tie the Red Wings 5-5 at Joe Louis Arena...12/29/01: Bubba Berenzweig registered two assists and scored the game winner at 2:20 of overtime to give the Predators a 3-2 win over the Red Wings at the Sommet Center... 10/19/00: Cliff Ronning scored the game-winner 1:51 into overtime in Nashville's 2-1 win, the Predators' first-ever at Joe Louis Arena... 1/14/99: Vyacheslav Kozlov scored the game-winner (2:54) in Nashville's first overtime loss, a 2-1 decision at Detroit... 10/21/98: Mike Dunham made 52 saves in Nashville's 5-2 loss at Detroit.		
2009-10 Schedule		11/23/09: Detroit at Nashville	1/29/10: Nashville at Detroit
		12/12/09: Detroit at Nashville	3/5/10: Nashville at Detroit
		3/27/10: Detroit at Nashville	4/3/10: Nashville at Detroit

EDMONTON OILERS

2008-09 SEASON SERIES

@ NASHVILLE

Date	Score	W/ Goal
03 Mar '09 *	EDM 5 @ NSH 6	Jason Arnott
30 Oct '08	EDM 1 @ NSH 3	Shea Weber

@ EDMONTON

Date	Score	W/ Goal
01 Feb '09	NSH 2 @ EDM 1	Martin Erat
28 Dec '08	NSH 2 @ EDM 5	Erik Cole

* overtime ** shootout

GOALS BY PERIOD

	1st	2nd	3rd	OT	Total
Nashville	5	3	4	1	13
Edmonton	4	4	4	0	12

SHOTS BY PERIOD

	1st	2nd	3rd	OT	Total
Nashville	38	53	33	3	127
Edmonton	45	40	37	0	122

INDIVIDUAL SCORING

PREDATORS

PLAYER	GP	G	A	P	+/-	PIM	PP	SH
J.P. Dumont	4	1	5	6	2	0	0	0
David Legwand	4	2	3	5	4	0	0	0
Shea Weber	4	2	2	4	2	5	0	0
Martin Erat	3	3	0	3	2	0	0	0
Steve Sullivan	2	2	1	3	1	0	0	0
Jason Arnott	4	1	2	3	1	2	1	0
Ryan Suter	4	1	2	3	0	2	1	0
Joel Ward	4	0	3	3	1	2	0	0
Ryan Jones	3	0	2	2	1	0	0	0
Kevin Klein	3	0	2	2	-3	0	0	0
Patric Hornqvist	1	1	0	1	2	2	0	0
Dan Hamhuis	4	0	1	1	3	2	0	0
Greg Zanon	4	0	1	1	3	6	0	0
Vernon Fiddler	4	0	0	0	-2	2	0	0
Jerred Smithson	4	0	0	0	-1	0	0	0
Wade Belak	3	0	0	0	-1	5	0	0
Radek Bonk	3	0	0	0	-1	6	0	0
Greg de Vries	3	0	0	0	-4	0	0	0
Antti Pihlstrom	3	0	0	0	-3	0	0	0
Jordin Tootoo	3	0	0	0	-3	5	0	0
Ville Koistinen	2	0	0	0	1	0	0	0
Scott Nichol	1	0	0	0	0	0	0	0
Cal O'Reilly	1	0	0	0	0	0	0	0
Rich Peverley	1	0	0	0	0	0	0	0

Power Play: 2-10 20.0% / Penalty Killing: 12-14 85.7%

OILERS

PLAYER	GP	G	A	P	+/-	PIM	PP	SH
Erik Cole	4	2	3	5	1	0	0	0
Sam Gagner	3	2	3	5	3	0	0	0
Sheldon Souray	4	2	1	3	-2	2	2	0
Ladislav Smid	4	0	3	3	2	0	0	0
Lubomir Visnovsky	3	0	3	3	3	4	0	0
Andrew Cogliano	4	2	0	2	-1	0	0	0
Ales Hemsky	4	1	1	2	0	0	0	0
Shawn Horcoff	4	1	1	2	0	0	0	0
Marc-Antoine Pouliot	4	1	0	1	2	2	0	0
J-F Jacques	1	1	0	1	0	0	0	0
Dustin Penner	4	0	1	1	0	2	0	0
Steve Staios	4	0	1	1	0	4	0	0
Robert Nilsson	3	0	1	1	0	0	0	0
Zach Stortini	3	0	1	1	-2	5	0	0
Jason Strudwick	3	0	1	1	0	7	0	0
Fernando Pisani	2	0	1	1	-1	0	0	0
Kyle Brodziak	4	0	0	0	-2	0	0	0
Tom Gilbert	4	0	0	0	-5	0	0	0
Denis Grebeshkov	4	0	0	0	-1	2	0	0
Ethan Moreau	3	0	0	0	0	5	0	0
Liam Reddox	2	0	0	0	-1	0	0	0
Ryan Potulny	1	0	0	0	-1	0	0	0

Power Play: 2-14 14.3% / Penalty Killing: 8-10 80.0%

GOALTENDING

PREDATORS

	GP	Min	W-L-OT	GA	SA	SV	GAA	SV%
Pekka Rinne	4	211	3-0-0	8	105	97	2.28	.924
Dan Ellis	1	31	0-1-0	4	17	13	7.62	.765

OILERS

	GP	Min	W-L-OT	GA	SA	SV	GAA	SV%
Dwayne Roloson	3	181	1-1-1	10	102	92	3.32	.902
Mathieu Garon	1	59	0-1-0	3	25	22	3.07	.880

11230 110th St.
Edmonton, AB T5G 3H7 • (780) 414-4000
GM: Steve Tambellini
Head Coach: Pat Quinn
PR: Allan Watt, J.J. Hebert, Steve Knowles

	OVERALL							HOME							ROAD						
Season	**GP**	**W**	**L**	**OT**	**PTS**	**GF**	**GA**	**GP**	**W**	**L**	**OT**	**PTS**	**GF**	**GA**	**GP**	**W**	**L**	**OT**	**PTS**	**GF**	**GA**
1998-99	4	1	2	1	3	10	11	2	1	0	1	3	6	4	2	0	2	0	0	4	7
1999-00	5	3	2	0	6	14	14	3	2	1	0	4	9	8	2	1	1	0	2	5	6
2000-01	4	1	3	0	2	8	14	2	0	2	0	0	3	8	2	1	1	0	2	5	6
2001-02	4	2	1	1	5	12	10	2	0	1	1	1	5	6	2	2	0	0	4	7	4
2002-03	4	1	2	1	3	10	13	2	0	2	0	0	5	8	2	1	0	1	3	5	5
2003-04	4	2	1	1	5	12	11	2	1	0	1	3	4	3	2	1	1	0	2	8	8
2005-06	4	1	2	1	3	8	14	2	1	1	0	2	4	7	2	0	1	1	1	4	7
2006-07	4	4	0	0	8	16	8	2	2	0	0	4	7	5	2	2	0	0	4	9	3
2007-08	4	4	0	0	8	19	8	2	2	0	0	4	10	6	2	2	0	0	4	9	2
2008-09	4	3	1	0	6	13	12	2	2	0	0	4	9	6	2	1	1	0	2	4	6
Totals	**41**	**22**	**14**	**5**	**49**	**122**	**115**	**21**	**11**	**7**	**3**	**25**	**62**	**61**	**20**	**11**	**7**	**2**	**24**	**60**	**54**

OT column includes both ties and overtime losses in 1999-00, 2000-01, 2001-02 (one home tie), 2002-03 (one road OTL) and 2003-04 (one home tie).

OT column includes ties in 1998-99 (one home tie).

	DATE	VISITOR		HOME		
2005-06	October 29, 2005	**EDMONTON**	5	Nashville	1	
	November 8, 2005	Edmonton	2	**NASHVILLE**	3	
	December 30, 2005	Nashville	2	**EDMONTON**	4	
	March 5, 2006	Nashville	2	**EDMONTON**	3	OT
2006-07	November 1, 2006	**NASHVILLE**	5	Edmonton	3	
	December 12, 2006	Edmonton	2	**NASHVILLE**	3	
	March 24, 2007	**NASHVILLE**	4	Edmonton	0	
	March 27, 2007	Edmonton	3	**NASHVILLE**	4	

	DATE	VISITOR		HOME		
2007-08	November 2, 2007	**NASHVILLE**	4	Edmonton	1	
	January 3, 2008	Edmonton	2	**NASHVILLE**	5	
	February 19, 2007	Edmonton	4	**NASHVILLE**	5	
	March 4, 2008	**NASHVILLE**	5	Edmonton	1	
2008-09	October 30, 2008	Edmonton	1	**NASHVILLE**	3	
	December 28, 2008	Nashville	2	**EDMONTON**	5	
	February 1, 2009	**NASHVILLE**	2	Edmonton	1	
	March 3, 2009	Edmonton	5	**NASHVILLE**	6	OT

	OVERALL	AT NASHVILLE	AT EDMONTON
Current Trend	2 Nashville wins (2/1-3/3/09)	7 Nashville wins (11/8/05-3/3/09)	1 Nashville win (2/1/09)
Last Win	3/3/09 (6-5 OT)	3/3/09 (6-5 OT)	2/1/09 (2-1)
Last Loss	12/28/08 (2-5)	10/29/05 (1-5)	12/28/08 (2-5)
Last Tie	2/15/04 (2-2 OT)	2/15/04 (2-2 OT)	None
Overtime Record	3-2-3	1-0-3	2-2-0
Longest Unbeaten Streak	9 (9-0-0, 11/1/06-10/30/08)	7 (7-0-0, 11/8/05-3/3/09)	4 (twice, last 4-0-0, 11/1/06-3/4/08)
Longest Winning Streak	9 (11/1/06-10/30/08)	7 (11/8/05-3/3/09)	4 (twice, last 11/1/06-3/4/08)
Longest Winless Streak	3 (twice, last 0-2-1-0, 2/15/04-10/29/05)	6 (0-5-1-0, 12/14/00-3/17/03)	3 (twice, last 0-2-0-1, 3/19/04-3/5/06)
Longest Losing Streak	2 (five times, last 12/30/05-3/5/06)	3 (12/14/00-10/13/01)	3 (twice, last 3/19/04-3/5/06)
Most Goals by Nashville	6 (3/3/09, 6-5 OT)	6 (3/3/09, 6-5 OT)	5 (three times, last 3/4/08, 5-1)
Most Goals by Edmonton	6 (12/14/00, 2-6)	6 (12/14/00, 2-6)	5 (twice, last 12/28/08, 2-5)
Most Goals by Both Teams	11 (3/3/09, 6-5 OT)	11 (3/3/09, 6-5 OT)	9 (3/19/04, 4-5)
Last Five Games	4-1-0	5-0-0	4-1-0
Last Ten Games	9-1-0	8-1-1-0	6-3-0-1
Last Transaction	1/12/01: Traded defenseman Rory Fitzpatrick to Edmonton for future considerations.		
Series Notes	3/3/09: Jason Arnott scored at 2:32 of overtime and both David Legwand and Steve Sullivan notched two goals in a 6-5 victory at the Sommet Center... 3/4/08: Martin Erat registered his first career hat trick - and the Predators' first on the road since 1999 - as Nashville won its eighth consecutive game in the series, 5-1, at Rexall Place... 11/8/05: Scott Hartnell's game winner with 23 seconds remaining capped a stretch in which the teams scored three goals in the game's final 1:55 of Nashville's 3-2 win at the Sommet Center... 1/18/03: Vladimir Orszagh's extra-attacker goal with 1:02 remaining knotted the contest at 2-2, and Andy Delmore scored in overtime (3:35), to give Nashville a 3-2 win.		
2009-10 Schedule		10/12/09: Edmonton at Nashville	12/17/09: Nashville at Edmonton
		3/2/10: Edmonton at Nashville	1/12/10: Nashville at Edmonton

FLORIDA PANTHERS

2008-09 Season Series

@ NASHVILLE

Date	Score	W/ Goal
01 Nov '08 **	FLA 2 @ NSH 3	Martin Erat

@ FLORIDA

Date	Score	W/ Goal
23 Dec '08	NSH 0 @ FLA 3	Michael Frolik

* overtime ** shootout

GOALS BY PERIOD

	1ST	2ND	3RD	OT	TOTAL
Nashville	1	0	1	0	2
Florida	1	2	2	0	5

SHOTS BY PERIOD

	1ST	2ND	3RD	OT	TOTAL
Nashville	22	15	19	3	59
Florida	23	23	21	2	69

INDIVIDUAL SCORING

PREDATORS

Player	GP	G	A	P	+/-	PIM	PP	SH
Martin Erat	2	1	0	1	-1	2	0	0
Shea Weber	2	1	0	1	0	0	1	0
J.P. Dumont	2	0	1	1	-2	0	0	0
Dan Hamhuis	2	0	1	1	-3	0	0	0
David Legwand	2	0	1	1	0	0	0	0
Ryan Suter	2	0	1	1	-1	4	0	0
Jason Arnott	2	0	0	0	-2	0	0	0
Radek Bonk	2	0	0	0	0	0	0	0
Greg de Vries	2	0	0	0	-1	0	0	0
Kevin Klein	2	0	0	0	-1	2	0	0
Rich Peverley	2	0	0	0	-3	0	0	0
Jerred Smithson	2	0	0	0	0	2	0	0
Jordin Tootoo	2	0	0	0	-1	0	0	0
Joel Ward	2	0	0	0	0	2	0	0
Greg Zanon	2	0	0	0	-2	4	0	0
Wade Belak	1	0	0	0	0	0	0	0
Vernon Fiddler	1	0	0	0	-2	0	0	0
Patric Hornqvist	1	0	0	0	-1	0	0	0
Ryan Jones	1	0	0	0	0	0	0	0
Scott Nichol	1	0	0	0	-1	0	0	0
Antti Pihlstrom	1	0	0	0	0	0	0	0

Power Play: 1-6 16.7% / Penalty Killing: 8-8 100.0%

PANTHERS

PLAYER	GP	G	A	P	+/-	PIM	PP	SH
Michael Frolik	2	2	0	2	1	2	0	0
Kamil Kreps	2	0	2	2	2	0	0	0
Karlis Skrastins	2	1	0	1	2	0	0	0
Cory Stillman	2	1	0	1	2	0	0	0
Rostislav Olesz	1	1	0	1	0	0	0	0
Keith Ballard	2	0	1	1	3	0	0	0
David Booth	2	0	1	1	1	0	0	0
Nick Boynton	2	0	1	1	1	2	0	0
Radek Dvorak	2	0	1	1	1	0	0	0
Richard Zednik	2	0	1	1	2	0	0	0
Jay Bouwmeester	2	0	0	0	1	6	0	0
Nathan Horton	2	0	0	0	0	0	0	0
Brett McLean	2	0	0	0	1	0	0	0
Ville Peltonen	2	0	0	0	1	0	0	0
Anthony Stewart	2	0	0	0	0	0	0	0
Noah Welch	2	0	0	0	0	0	0	0
Wade Belak	1	0	0	0	0	0	0	0
Gregory Campbell	1	0	0	0	0	2	0	0
Jassen Cullimore	1	0	0	0	-1	0	0	0
Bryan McCabe	1	0	0	0	2	0	0	0
Stephen Weiss	1	0	0	0	1	0	0	0

Power Play: 0-8 0.0% / Penalty Killing: 5-6 83.3%

GOALTENDING

PREDATORS

	GP	MIN	W-L-OT	GA	SA	SV	GAA	SV%
Pekka Rinne	2	124	1-1-0	4	68	64	1.94	.941

PANTHERS

	GP	MIN	W-L-OT	GA	SA	SV	GAA	SV%
Craig Anderson	1	65	0-0-1	2	32	30	1.85	.938
Tomas Vokoun	1	60	1-0-0	0	27	27	0.00	1.00

BankAtlantic Center • One Panthers Parkway
Sunrise, FL 33323 • (954) 835-7000
Interim GM: Randy Sexton
Head Coach: Peter DeBoer
PR: Justin Copertino, Matt Sacco

	OVERALL							HOME							ROAD						
Season	**GP**	**W**	**L**	**OT**	**PTS**	**GF**	**GA**	**GP**	**W**	**L**	**OT**	**PTS**	**GF**	**GA**	**GP**	**W**	**L**	**OT**	**PTS**	**GF**	**GA**
1998-99	2	0	2	0	0	1	5	1	0	1	0	0	0	1	1	0	1	0	0	1	4
1999-00	2	0	2	0	0	4	7	1	0	1	0	0	2	4	1	0	1	0	0	2	3
2000-01	1	0	0	1	1	3	3	1	0	0	1	1	3	3	0	0	0	0	0	0	0
2001-02	2	1	0	1	3	3	2	1	1	0	0	2	1	0	1	0	0	1	1	2	2
2002-03	1	1	0	0	2	3	2	0	0	0	0	0	0	0	1	1	0	0	2	3	2
2003-04	1	0	0	1	1	2	2	1	0	0	1	1	2	2	0	0	0	0	0	0	0
2005-06	1	0	1	0	0	3	7	0	0	0	0	0	0	0	1	0	1	0	0	3	7
2007-08	1	1	0	0	2	4	3	1	1	0	0	2	4	3	0	0	0	0	0	0	0
2008-09	2	1	1	0	2	3	5	1	1	0	0	2	3	2	1	0	1	0	0	0	3
Totals	**13**	**4**	**6**	**3**	**11**	**26**	**36**	**7**	**3**	**2**	**2**	**8**	**15**	**15**	**6**	**1**	**4**	**1**	**3**	**11**	**21**

OT column includes both ties and overtime losses in 1999-00, 2000-01 (one home tie), 2001-02 (one road tie), 2002-03 and 2003-04 (one home tie).
OT column includes ties in 1998-99.

	DATE	VISITOR		HOME		
1998-99	October 10, 1998	**FLORIDA**	1	Nashville	0	
	March 26, 1999	Nashville	1	**FLORIDA**	4	
1999-00	December 11, 1999	**FLORIDA**	4	Nashville	2	
	December 15, 1999	Nashville	2	**FLORIDA**	3	
2000-01	October 27, 2000	Florida	3	Nashville	3	OT
2001-02	February 12, 2002	Florida	0	**NASHVILLE**	1	
	March 9, 2002	Nashville	2	Florida	2	OT
2002-03	December 23, 2002	**NASHVILLE**	3	Florida	2	OT
2003-04	December 13, 2003	Florida	2	Nashville	2	OT
2005-06	December 13, 2005	Nashville	3	**FLORIDA**	7	
2007-08	October 27, 2007	Florida	3	**NASHVILLE**	4	
2008-09	November 1, 2008	Florida	2	**NASHVILLE**	3	SO
	December 23, 2008	Nashville	0	**FLORIDA**	3	

	OVERALL	AT NASHVILLE	AT FLORIDA
Current Trend	1 Florida win (12/23/08)	NSH unbeaten in 5 (3-0-2-0, 10/27/00-11/1/08)	2 Florida wins (12/13/05-12/23/08)
Last Win	11/1/08 (3-2 SO)	11/1/08 (3-2 SO)	12/23/02 (3-2 OT)
Last Loss	12/23/08 (0-3)	12/11/99 (2-4)	12/23/08 (0-3)
Last Tie	12/13/03 (2-2 OT)	12/13/03 (2-2 OT)	3/9/02 (2-2 OT)
Overtime Record	2-0-3	1-0-2	1-0-1
Longest Unbeaten Streak	5 (2-0-3-0, 10/27/00-12/13/03)	5 (3-0-2-0, 10/27/00-11/1/08)	2 (1-0-1-0, 3/9-12/23/02)
Longest Winning Streak	2 (10/27/07-11/1/08)	2 (10/27/07-11/1/08)	None
Longest Winless Streak	5 (0-4-1-0, 10/10/98-10/27/00)	3 (0-2-1-0, 10/10/98-10/27/00)	3 (0-2-1-0, 3/26/99-3/9/02)
Longest Losing Streak	4 (10/10/98-12/15/99)	2 (10/10/98-12/11/99)	2 (twice, last 12/13/05-12/23/08)
Most Goals by Nashville	4 (10/27/07, 4-3)	4 (10/27/07, 4-3)	3 (twice, last 12/13/05, 3-7)
Most Goals by Florida	7 (12/13/05, 3-7)	4 (12/11/99, 2-4)	7 (12/13/05, 3-7)
Most Goals by Both Teams	10 (12/13/05, 3-7)	7 (10/27/07, 4-3)	10 (12/13/05, 3-7)
Last Five Games	2-2-1-0	3-0-2-0	1-3-1-0
Last Ten Games	4-3-3-0	3-2-2-0	1-4-1-0
Last Transaction	6/22/07: Acquired a second-round selection in the 2007 NHL Entry Draft (Nick Spaling) and a first (traded to N.Y. Islanders; N.Y. Islanders selected Josh Bailey) and second-round selection (traded to N.Y. Islanders; N.Y. Islanders selected Aaron Ness) in the 2008 NHL Entry Draft for goaltender Tomas Vokoun.		
Series Notes	11/1/08: Martin Erat scored the game-tying goal and lone shootout marker in a 3-2 victory at the Sommet Center... 10/27/07: Jerred Smithson scored the game winner with less than 13 seconds remaining in regulation in a 4-3 win at the Sommet Center... 12/23/02: David Legwand scored 48 seconds into overtime to give the Predators a 3-2 victory at the BankAtlantic Center... 2/12/02: Denis Arkhipov scored the only goal of the game and Mike Dunham made 21 saves as the Predators defeated the Panthers for the first time, 1-0... 10/10/98: Nashville fell to Florida 1-0 in the franchise's inaugural game.		
2009-10 Schedule		11/28/09: Florida at Nashville	3/29/10: Nashville at Florida

LOS ANGELES KINGS

2008-09 SEASON SERIES

@ NASHVILLE

Date	Score	W/ Goal
28 Mar '09 *	L.A 3 @ NSH 4	Steve Sullivan
25 Oct '08	L.A 4 @ NSH 5	Jordin Tootoo

@ LOS ANGELES

Date	Score	W/ Goal
16 Mar '09	NSH 4 @ L.A 3	Ryan Jones
15 Nov '08	NSH 3 @ L.A 1	J.P. Dumont

* overtime ** shootout

GOALS BY PERIOD

	1st	2nd	3rd	OT	Total
Nashville	5	3	7	1	16
Los Angeles	2	5	4	0	11

SHOTS BY PERIOD

	1st	2nd	3rd	OT	Total
Nashville	37	33	34	3	107
Los Angeles	40	42	35	3	120

INDIVIDUAL SCORING

PREDATORS

Player	GP	G	A	P	+/-	PIM	PP	SH
Martin Erat	4	1	6	7	5	0	1	0
J.P. Dumont	4	2	3	5	-2	0	1	0
Shea Weber	4	3	1	4	4	4	0	0
Joel Ward	4	2	2	4	1	2	1	1
Steve Sullivan	2	2	2	4	2	4	1	0
Jason Arnott	2	1	2	3	-1	0	0	0
Ryan Suter	4	0	3	3	3	2	0	0
Ryan Jones	3	2	0	2	1	2	1	0
Jordin Tootoo	4	1	1	2	-1	0	0	0
Dan Hamhuis	4	0	2	2	-1	0	0	0
Patric Hornqvist	3	0	2	2	-1	0	0	0
David Legwand	3	0	2	2	1	6	0	0
Jerred Smithson	4	1	0	1	0	6	0	0
Cal O'Reilly	1	1	0	1	2	0	0	0
Scott Nichol	4	0	1	1	1	0	0	0
Ville Koistinen	3	0	1	1	1	4	0	0
Greg de Vries	4	0	0	0	-3	0	0	0
Greg Zanon	4	0	0	0	1	0	0	0
Radek Bonk	3	0	0	0	-2	2	0	0
Vernon Fiddler	3	0	0	0	-2	2	0	0
Kevin Klein	2	0	0	0	-1	0	0	0
Antti Pihlstrom	2	0	0	0	0	0	0	0
Nick Tarnasky	1	0	0	0	1	0	0	0

Power Play: 5-14 35.7% / Penalty Killing: 13-15 86.7%

KINGS

PLAYER	GP	G	A	P	+/-	PIM	PP	SH
Michal Handzus	4	2	2	4	1	0	0	0
Anze Kopitar	4	1	3	4	-3	4	0	0
Jarret Stoll	3	2	0	2	-1	4	1	0
Dustin Brown	4	1	1	2	-2	0	0	0
Alexander Frolov	3	1	1	2	-3	0	0	0
Kyle Calder	4	0	2	2	-1	2	0	0
Patrick O'Sullivan	2	0	2	2	0	0	0	0
Matt Greene	4	1	0	1	1	0	0	0
Brian Boyle	2	1	0	1	1	2	0	0
Jack Johnson	2	1	0	1	0	4	0	0
Teddy Purcell	2	1	0	1	2	0	1	0
Peter Harrold	4	0	1	1	-2	0	0	0
Kyle Quincey	4	0	1	1	0	2	0	0
Wayne Simmonds	4	0	1	1	-1	2	0	0
Derek Armstrong	3	0	1	1	0	2	0	0
Brad Richardson	2	0	1	1	0	0	0	0
Drew Doughty	4	0	0	0	-2	2	0	0
Raitis Ivanans	4	0	0	0	0	0	0	0
Sean O'Donnell	4	0	0	0	0	2	0	0
Denis Gauthier Jr.	3	0	0	0	-1	4	0	0
Oscar Moller	2	0	0	0	0	0	0	0
Davis Drewiske	1	0	0	0	0	0	0	0
Tom Preissing	1	0	0	0	-1	0	0	0
Kevin Westgarth	1	0	0	0	0	0	0	0
Justin Williams	1	0	0	0	1	2	0	0

Power Play: 2-15 13.3% / Penalty Killing: 9-14 64.3%

GOALTENDING

PREDATORS

	GP	Min	W-L-OT	GA	SA	SV	GAA	SV%
Dan Ellis	2	119	2-0-0	5	64	59	2.51	.922
Pekka Rinne	2	124	2-0-0	6	56	50	2.91	.893

KINGS

	GP	Min	W-L-OT	GA	SA	SV	GAA	SV%
Jonathan Quick	1	64	0-0-1	4	28	24	3.77	.857
Erik Ersberg	3	165	0-3-0	8	63	55	2.91	.873
Jason LaBarbera	1	13	0-0-0	3	15	12	4.06	.800

555 N. Nash St.
El Segundo, CA 90245 • (310) 535-4500
GM: Dean Lombardi
Head Coach: Terry Murray
PR: Mike Altieri, Jeff Moeller, Mike Kalinowski

	OVERALL							HOME							ROAD						
Season	**GP**	**W**	**L**	**OT**	**PTS**	**GF**	**GA**	**GP**	**W**	**L**	**OT**	**PTS**	**GF**	**GA**	**GP**	**W**	**L**	**OT**	**PTS**	**GF**	**GA**
1998-99	4	3	1	0	6	13	10	2	1	1	0	2	6	6	2	2	0	0	4	7	4
1999-00	4	1	2	1	3	6	12	2	0	2	0	0	2	8	2	1	0	1	3	4	4
2000-01	4	1	2	1	3	9	11	2	0	1	1	1	2	3	2	1	1	0	2	7	8
2001-02	4	0	3	1	1	5	10	2	0	1	1	1	3	4	2	0	2	0	0	2	6
2002-03	4	1	2	1	3	10	14	2	0	2	0	0	2	6	2	1	0	1	3	8	8
2003-04	4	0	3	1	1	1	10	2	0	1	1	1	1	4	2	0	2	0	0	0	6
2005-06	4	2	1	1	5	13	14	2	2	0	0	4	7	5	2	0	1	1	1	6	9
2006-07	4	3	1	0	6	18	8	2	1	1	0	2	8	4	2	2	0	0	4	10	4
2007-08	4	2	2	0	4	12	13	2	1	1	0	2	5	7	2	1	1	0	2	7	6
2008-09	4	4	0	0	8	16	11	2	2	0	0	4	9	7	2	2	0	0	4	7	4
Totals	**40**	**17**	**17**	**6**	**40**	**103**	**113**	**20**	**7**	**10**	**3**	**17**	**45**	**54**	**20**	**10**	**7**	**3**	**23**	**58**	**59**

OT column includes both ties and overtime losses in 1999-00 (one road OTL), 2000-01 (one home tie), 2001-02 (one home tie), 2002-03 (one road OTL) and 2003-04 (one home tie). OT column includes ties in 1998-99.

	DATE	VISITOR		HOME		
2005-06	November 5, 2005	Nashville	2	**LOS ANGELES**	3	SO
	November 15, 2005	Los Angeles	2	**NASHVILLE**	3	
	November 24, 2005	Los Angeles	3	**NASHVILLE**	4	
	March 25, 2006	Nashville	4	**LOS ANGELES**	6	
2006-07	December 7, 2006	**NASHVILLE**	4	Los Angeles	1	
	December 23, 2006	Los Angeles	0	**NASHVILLE**	7	
	February 10, 2007	**LOS ANGELES**	4	Nashville	1	
	March 3, 2007	**NASHVILLE**	6	Los Angeles	3	

	DATE	VISITOR		HOME		
2007-08	October 23, 2007	Nashville	0	**LOS ANGELES**	6	
	December 22, 2007	Los Angeles	3	**NASHVILLE**	4	
	January 8, 2008	**NASHVILLE**	7	Los Angeles	0	
	March 13, 2008	**LOS ANGELES**	4	Nashville	1	
2008-09	October 25, 2008	Los Angeles	4	**NASHVILLE**	5	
	November 15, 2008	**NASHVILLE**	3	Los Angeles	1	
	March 16, 2009	**NASHVILLE**	4	Los Angeles	3	
	March 28, 2009	Los Angeles	3	**NASHVILLE**	4	OT

	OVERALL	AT NASHVILLE	AT LOS ANGELES
Current Trend	4 Nashville wins (10/25/08-3/28/09)	2 Nashville wins (10/25/08-3/28/09)	3 Nashville wins (1/8/08-3/16/09)
Last Win	3/28/09 (4-3 OT)	3/28/09 (4-3 OT)	3/16/09 (4-3)
Last Loss	3/13/08 (1-4)	3/13/08 (1-4)	10/23/07 (0-6)
Last Tie	1/13/04 (0-0 OT)	1/13/04 (0-0 OT)	None
Overtime Record	2-3-3	1-0-3	1-3-0
Longest Unbeaten Streak	4 (4-0-0, 10/25/08-3/08/09)	4 (3-0-1-0, 1/13/04-12/23/06)	3 (3-0-0, 1/8/08-3/16/09)
Longest Winning Streak	4 (10/25/08-3/08/09)	3 (11/15/05-12/23/06)	3 (1/8/08-3/16/09)
Longest Winless Streak	7 (twice, last 0-5-1-1, 12/10/02-11/5/05)	11 (0-8-3-0, 4/12/99-1/13/04)	4 (twice, last 0-3-0-1, 11/19/03-3/25/06)
Longest Losing Streak	4 (twice, last 12/10/02-12/11/03)	4 (3/7/02-12/11/03)	4 (twice, last 11/19/03-3/25/06)
Most Goals by Nashville	7 (twice, last 1/8/08, 7-0)	7 (12/23/06, 7-0)	7 (1/8/08, 7-0)
Most Goals by Los Angeles	6 (four times, last 10/23/07, 0-6)	6 (1/27/00, 2-6)	6 (three times, last 10/23/07, 0-6)
Most Goals by Both Teams	11 (11/2/02, 5-6 OT)	8 (1/27/00, 2-6)	11 (11/2/02, 5-6 OT)
Last Five Games	4-1-0	3-2-0	4-1-0
Last Ten Games	7-3-0	6-3-1-0	5-4-0-1
Last Transaction	6/23/03: Acquired two seventh-round selections in the 2003 NHL Entry Draft (Andrei Mukhachev, Miroslav Hanuljak) for a sixth-round selection in the 2003 NHL Entry Draft (Esa Pirnes).		
Series Notes	3/28/09: Steve Sullivan notched two assists and scored the overtime winner (3:41), and Martin Erat posted four assists as the Predators swept the 2008-09 season series vs. L.A. with a 4-3 win at the Sommet Center... 3/16/09: Ryan Jones scored his first career game-winning goal with just 2:18 remaining to give Nashville a 4-3 victory at Staples Center... 1/8/08: The Predators set a record for fastest three goals by the club in a 7-0 rout of the Kings at Staples Center... 12/22/07: Jason Arnott notched his seventh career hat trick (3g-1a) and first as a Predator in a 4-3 win at the Sommet Center... 12/23/06: Nashville recorded a 7-0 victory over Los Angeles at the Sommet Center. J.P. Dumont notched four points (2g-2a), while Jason Arnott and David Legwand both scored two goals apiece. Legwand (goal) and Paul Kariya (no goal) were both awarded penalty shots - the first time Nashville had been awarded more than one penalty shot in a single game - and Chris Mason stopped 34 shots in the shutout... 11/5/05: Pavol Demitra scored the game-deciding shootout goal in L.A.'s 3-2 shootout win at Staples Center. The shootout loss was the first in Predators history. David Legwand was foiled on a penalty-shot attempt in overtime... 1/13/04: Chris Mason made 33 saves in his first NHL shutout as Nashville and Los Angeles played to the first scoreless tie at the Sommet Center. Roman Cechmanek made 29 saves for L.A... 2/1/01: The Predators overcame a three-goal deficit to defeat the Kings 6-4 at the Staples Center... 3/4 & 3/19/00: Both 1999-00 head-to-head meetings between Nashville and Los Angeles at the Staples Center were decided in overtime. On March 4, Josef Stumpel scored the game winner (0:28) in the Kings' 3-2 win, and Cliff Ronning scored the game-winner (0:51) in Nashville's 2-1 win on March 19.		
2009-10 Schedule		3/4/10: Los Angeles at Nashville	11/7/09: Nashville at Los Angeles
		3/30/10: Los Angeles at Nashville	3/14/10: Nashville at Los Angeles

MINNESOTA WILD

2008-09 Season Series

@ NASHVILLE

Date	Score	W/ Goal
6 Dec 08	MIN 0 @ NSH 1	J.P. Dumont
29 Nov '08	MIN 6 @ NSH 2	Owen Nolan

@ MINNESOTA

Date	Score	W/ Goal
10 Apr '09	NSH 4 @ MIN 8	Marc-Andre Bergeron
06 Feb '09	NSH 2 @ MIN 0	Jason Arnott

* overtime ** shootout

GOALS BY PERIOD

	1st	2nd	3rd	OT	Total
Nashville	1	3	5	--	9
Minnesota	4	5	5	--	14

SHOTS BY PERIOD

	1st	2nd	3rd	OT	Total
Nashville	41	53	37	--	131
Minnesota	31	48	41	--	120

INDIVIDUAL SCORING

PREDATORS

PLAYER	GP	G	A	P	+/-	PIM	PP	SH
Jason Arnott	4	4	1	5	2	2	0	0
J.P. Dumont	4	1	4	5	2	2	0	0
Shea Weber	4	1	2	3	0	9	1	0
Steve Sullivan	2	1	2	3	1	0	0	0
David Legwand	3	2	0	2	1	0	1	0
Dan Hamhuis	4	0	1	1	3	6	0	0
Martin Erat	3	0	1	1	2	4	0	0
Antti Pihlstrom	3	0	1	1	1	0	0	0
Ville Koistinen	2	0	1	1	0	0	0	0
Radek Bonk	4	0	0	0	-3	4	0	0
Greg de Vries	4	0	0	0	-2	0	0	0
Vernon Fiddler	4	0	0	0	-2	0	0	0
Jerred Smithson	4	0	0	0	0	4	0	0
Ryan Suter	4	0	0	0	1	8	0	0
Joel Ward	4	0	0	0	-1	4	0	0
Greg Zanon	4	0	0	0	2	2	0	0
Kevin Klein	3	0	0	0	-2	2	0	0
Scott Nichol	3	0	0	0	-2	9	0	0
Jordin Tootoo	3	0	0	0	-1	15	0	0
Wade Belak	2	0	0	0	0	10	0	0
Ryan Jones	2	0	0	0	0	2	0	0
Patric Hornqvist	1	0	0	0	0	0	0	0
Cal O'Reilly	1	0	0	0	0	0	0	0

Power Play: 2-13 15.4% / Penalty Killing: 15-23 65.2%

WILD

PLAYER	GP	G	A	P	+/-	PIM	PP	SH
Mikko Koivu	4	3	2	5	1	0	1	1
Andrew Brunette	4	2	2	4	-1	2	2	0
Antti Miettinen	4	0	3	3	0	0	0	0
Marc-Andre Bergeron	4	2	0	2	1	0	1	0
Kim Johnsson	4	1	1	2	-1	4	1	0
Marek Zidlicky	4	1	1	2	0	6	0	0
Pierre-Marc Bouchard	3	1	1	2	1	0	1	0
Dan Fritsche	2	1	1	2	2	0	0	0
James Sheppard	4	0	2	2	-2	0	0	0
Kurtis Foster	1	0	2	2	2	2	0	0
Marian Gaborik	1	0	2	2	-2	0	0	0
Cal Clutterbuck	3	1	0	1	-1	2	0	0
Owen Nolan	2	1	0	1	1	2	1	0
Craig Weller	2	1	0	1	0	10	1	0
Stephane Veilleux	4	0	1	1	-1	5	0	0
Colton Gillies	3	0	1	1	1	4	0	0
Peter Olvecky	2	0	1	1	2	2	0	0
Benoit Pouliot	2	0	1	1	0	4	0	0
Martin Skoula	4	0	0	0	-4	2	0	0
Eric Belanger	3	0	0	0	-1	4	0	0
Derek Boogaard	3	0	0	0	0	12	0	0
Brent Burns	3	0	0	0	-1	0	0	0
Nick Schultz	3	0	0	0	-2	0	0	0
Erik Reitz	2	0	0	0	0	0	0	0
John Scott	1	0	0	0	1	0	0	0

Power Play: 8-23 34.8% / Penalty Killing: 11-13 84.6%

GOALTENDING

PREDATORS

	GP	MIN	W-L-OT	GA	SA	SV	GAA	SV%
Pekka Rinne	2	119	1-1-0	6	67	61	3.02	.910
Dan Ellis	2	120	1-1-0	6	51	45	3.00	.882

WILD

	GP	MIN	W-L-OT	GA	SA	SV	GAA	SV%
Josh Harding	2	119	1-1-0	3	70	67	1.51	.957
Niklas Backstrom	2	119	1-1-0	6	61	55	3.03	.902

Xcel Energy Center • 317 Washington St.
St. Paul, MN 55102 • (651) 602-6000
GM: Cliff Fletcher
Head Coach: Todd Richards
PR: Bill Robertson, Aaron Sickman, Ryan Stanzel

	OVERALL							HOME							ROAD						
Season	**GP**	**W**	**L**	**OT**	**PTS**	**GF**	**GA**	**GP**	**W**	**L**	**OT**	**PTS**	**GF**	**GA**	**GP**	**W**	**L**	**OT**	**PTS**	**GF**	**GA**
2000-01	4	3	0	1	7	8	3	2	2	0	0	4	6	2	2	1	0	1	3	2	1
2001-02	4	1	2	1	3	11	12	2	0	1	1	1	4	6	2	1	1	0	2	7	6
2002-03	4	1	2	1	3	8	10	2	1	0	1	3	5	3	2	0	2	0	0	3	7
2003-04	4	2	0	2	6	12	6	2	2	0	0	4	6	0	2	0	0	2	2	6	6
2005-06	4	2	2	0	4	9	12	2	2	0	0	4	6	3	2	0	2	0	0	3	9
2006-07	4	1	2	1	3	16	20	2	0	1	1	1	7	11	2	1	1	0	2	9	9
2007-08	4	1	2	1	3	13	13	2	1	1	0	2	7	5	2	0	1	1	1	6	8
2008-09	4	2	2	0	4	9	14	2	1	1	0	2	3	6	2	1	1	0	2	6	8
Totals	**32**	**13**	**12**	**7**	**33**	**86**	**90**	**16**	**9**	**4**	**3**	**21**	**44**	**36**	**16**	**4**	**8**	**4**	**12**	**42**	**54**

OT column includes both ties and overtime losses in 2000-01 (one home tie), 2001-02 (one home tie), 2002-03 (one home tie) and 2003-04 (two road ties).

	DATE	VISITOR		HOME		
2005-06	November 19, 2005	Nashville	2	**MINNESOTA**	4	
	December 1, 2005	Minnesota	1	**NASHVILLE**	2	
	January 26, 2006	Nashville	1	**MINNESOTA**	5	
	April 13, 2006	Minnesota	2	**NASHVILLE**	4	
2006-07	October 7, 2006	Nashville	5	**MINNESOTA**	6	
	November 4, 2006	**NASHVILLE**	4	Minnesota	3	
	November 16, 2006	**MINNESOTA**	7	Nashville	6	SO
	February 17, 2007	**MINNESOTA**	4	Nashville	1	

	DATE	VISITOR		HOME		
2007-08	November 24, 2007	**MINNESOTA**	4	Nashville	3	
	December 18, 2007	Nashville	2	**MINNESOTA**	3	
	January 5, 2008	Minnesota	1	**NASHVILLE**	4	
	February 17, 2007	Nashville	4	**MINNESOTA**	5	OT
2008-09	November 29, 2008	**MINNESOTA**	6	Nashville	2	
	December 6, 2008	Minnesota	0	**NASHVILLE**	1	
	February 6, 2009	**NASHVILLE**	2	Minnesota	0	
	April 10, 2009	Nashville	4	**MINNESOTA**	8	

	OVERALL	AT NASHVILLE	AT MINNESOTA
Current Trend	1 Minnesota win (4/10/09)	1 Nashville win (12/6/08)	1 Minnesota win (4/10/09)
Last Win	2/6/09 (2-0)	12/6/08 (1-0)	2/6/09 (2-0)
Last Loss	4/10/09 (4-8)	11/29/08 (2-6)	4/10/09 (4-8)
Last Tie	1/12/04 (3-3 OT)	3/6/03 (2-2 OT)	1/12/04 (3-3 OT)
Overtime Record	0-2-5	0-1-2	0-1-3
Longest Unbeaten Streak	4 (twice, last 2-0-2-0, 12/23/03-2/26/04)	7 (5-0-2-0, 1/10/02-4/13/06)	3 (2-0-1-0, 12/10/00-10/31/01)
Longest Winning Streak	2 (twice, last 1/19-2/26/04)	4 (1/19/04-4/13/06)	None
Longest Winless Streak	4 (twice, last 0-3-1, 11/16/06-12/18/07)	3 (0-2-1, 11/16/06-11/24/07)	8 (0-6-2-0, 1/4/02-10/7/06)
Longest Losing Streak	4 (11/16/06-12/18/07)	3 (11/16/06-11/24/07)	3 (twice, last 11/19/05-10/7/06)
Most Goals by Nashville	6 (twice, last 11/16/06, 6-7 SO)	6 (11/16/06, 6-7 SO)	6 (10/31/01, 6-4)
Most Goals by Minnesota	8 (4/10/09, 4-8)	7 (11/16/06 (6-7 SO)	8 (4/10/09, 4-8)
Most Goals by Both Teams	13 (11/16/06 6-7 SO)	13 (11/16/06 6-7 SO)	12 (4/10/09, 4-8)
Last Five Games	2-2-1	2-3-0	2-2-1
Last Ten Games	3-5-2	6-3-0-1	2-5-2-1
Last Transaction	7/1/08: Acquired Ryan Jones and a second-round selection in the 2009 NHL Entry Draft (Charles-Olivier Roussel) for defenseman Marek Zidlicky.		
Series Notes	4/10/09: Nashville tied a franchise record for goals allowed in an 8-4 loss in the 2008-09 regular season finale at Xcel Energy Center... 2/6/09: Dan Ellis stopped 22 shots in a 2-0 win at Xcel Energy Center, Nashville's first shutout in the venue...12/6/08: Pekka Rinne turned aside all 32 shots he faced for his second career shutout in a 1-0 win at the Sommet Center... 11/16/06: The Predators and Wild combined for a Nashville franchise-record 90 total shots. Minnesota won via shootout 7-6 at the Sommet Center... 12/1/05: Jerred Smithson scored his first NHL goal... 1/19 & 2/26/04: Tomas Vokoun earned shutouts in both contests at the Sommet Center in 2003-04. He stopped 26 shots (2-0 win) on Jan. 19 and 27 shots (4-0 win) on Feb. 26... 10/30/01: Martin Erat scored his first NHL goal in Minnesota's 4-2 win... 3/21/01: Mike Dunham (23 saves) and Minnesota's Jamie McLennan (27 saves) both recorded shutouts in the first scoreless tie in Predators franchise history.		
2009-10 Schedule		12/5/09: Minnesota at Nashville	10/28/09: Nashville at Minnesota
		3/18/10: Minnesota at Nashville	12/2/09: Nashville at Minnesota

MONTREAL CANADIENS

2008-09 Season Series

@ NASHVILLE

Date	Score	W/Goal
	no games	

@ MONTREAL

Date	Score	W/Goal
15 Jan '09	NSH 2 @ MTL 3	Andrei Markov

* overtime ** shootout

GOALS BY PERIOD

	1st	2nd	3rd	OT	Total
Montreal	0	1	1	--	2
Nashville	1	1	1	--	3

SHOTS BY PERIOD

	1st	2nd	3rd	OT	Total
Montreal	6	10	9	--	25
Nashville	12	2	6	--	20

INDIVIDUAL SCORING

PREDATORS

PLAYER	GP	G	A	P	+/-	PIM	PP	SH
J.P. Dumont	1	1	0	1	1	0	0	0
Vernon Fiddler	1	1	0	1	1	0	0	0
Kevin Klein	1	0	1	1	1	0	0	0
Ville Koistinen	1	0	1	1	2	0	0	0
Jordin Tootoo	1	0	1	1	2	5	0	0
Radek Bonk	1	0	0	0	-1	0	0	0
Martin Erat	1	0	0	0	-1	2	0	0
Dan Hamhuis	1	0	0	0	-2	0	0	0
Ryan Jones	1	0	0	0	0	2	0	0
David Legwand	1	0	0	0	-1	0	0	0
Antti Pihlstrom	1	0	0	0	1	2	0	0
Michael Santorelli	1	0	0	0	1	0	0	0
Jerred Smithson	1	0	0	0	0	0	0	0
Steve Sullivan	1	0	0	0	-2	0	0	0
Alexander Sulzer	1	0	0	0	0	0	0	0
Ryan Suter	1	0	0	0	1	0	0	0
Joel Ward	1	0	0	0	-1	0	0	0
Greg Zanon	1	0	0	0	-2	0	0	0

Power Play: 0-2 0.0% / Penalty Killing: 2-3 66.7%

CANADIENS

PLAYER	GP	G	A	P	+/-	PIM	PP	SH
Andrei Markov	1	1	1	2	2	0	0	0
Robert Lang	1	0	2	2	1	0	0	0
Andrei Kostitsyn	1	1	0	1	1	0	1	0
Guillaume Latendresse	1	1	0	1	0	0	0	0
Josh Gorges	1	0	1	1	0	0	0	0
Michael Komisarek	1	0	1	1	1	0	0	0
Maxim Lapierre	1	0	1	1	0	0	0	0
Steve Begin	1	0	0	0	-1	5	0	0
Francis Bouillon	1	0	0	0	0	0	0	0
Patrice Brisebois	1	0	0	0	-2	2	0	0
Kyle Chipchura	1	0	0	0	-1	0	0	0
Matt D'Agostini	1	0	0	0	0	2	0	0
Roman Hamrlik	1	0	0	0	-2	0	0	0
Sergei Kostitsyn	1	0	0	0	1	0	0	0
Tom Kostopoulos	1	0	0	0	0	0	0	0
Alex Kovalev	1	0	0	0	0	0	0	0
Max Pacioretty	1	0	0	0	0	0	0	0
Tomas Plekanec	1	0	0	0	0	0	0	0

Power Play: 1-3 33.3% / Penalty Killing: 2-2 100.0%

GOALTENDING

PREDATORS

	GP	Min	W-L-OT	GA	SA	SV	GAA	SV%
Pekka Rinne	1	59	0-1-0	3	20	17	3.07	.850

CANADIENS

	GP	Min	W-L-OT	GA	SA	SV	GAA	SV%
Jaroslav Halak	1	60	1-0-0	2	25	23	2.00	.920

Bell Centre • 1260 de La Gauchetiere St. West
Montreal, QC H3B 5E8• (514) 932-2582
GM: Bob Gainey
Head Coach: Jacques Martin
PR: Donald Beauchamp, Dominick Saillant, Jasmin Pilon

	OVERALL							HOME							ROAD						
Season	**GP**	**W**	**L**	**OT**	**PTS**	**GF**	**GA**	**GP**	**W**	**L**	**OT**	**PTS**	**GF**	**GA**	**GP**	**W**	**L**	**OT**	**PTS**	**GF**	**GA**
1998-99	2	0	1	1	1	4	5	1	0	0	1	1	2	2	1	0	1	0	0	2	3
1999-00	1	1	0	0	2	6	1	1	1	0	0	2	6	1	0	0	0	0	0	0	0
2000-01	1	0	1	0	0	2	4	0	0	0	0	0	0	0	1	0	1	0	0	2	4
2001-02	2	1	1	0	2	6	4	1	1	0	0	2	5	1	1	0	1	0	0	1	3
2002-03	1	0	1	0	0	1	3	1	0	1	0	0	1	3	0	0	0	0	0	0	0
2003-04	1	0	0	1	1	4	5	0	0	0	0	0	0	0	1	0	0	1	1	4	5
2006-07	1	0	0	1	1	5	6	1	0	0	1	1	5	6	0	0	0	0	0	0	0
2007-08	1	1	0	0	2	5	4	0	0	0	0	0	0	0	1	1	0	0	2	5	4
2008-09	1	0	1	0	0	2	3	0	0	0	0	0	0	0	1	0	1	0	0	2	3
Totals	**11**	**3**	**5**	**3**	**9**	**35**	**35**	**5**	**2**	**1**	**2**	**6**	**19**	**13**	**6**	**1**	**4**	**1**	**3**	**16**	**22**

OT column includes both ties and overtime losses in 1999-00, 2000-01, 2001-02, 2002-03 and 2003-04 (one road OTL).
OT column includes ties in 1998-99 (one home tie).

	DATE	VISITOR		HOME		
1998-99	December 12, 1998	Montreal	2	Nashville	2	OT
	March 18, 1999	Nashville	2	**MONTREAL**	3	
1999-00	November 18, 1999	Montreal	1	**NASHVILLE**	6	
2000-01	December 21, 2000	Nashville	2	**MONTREAL**	4	
2001-02	November 8, 2001	Nashville	1	**MONTREAL**	3	
	March 23, 2002	Montreal	1	**NASHVILLE**	5	
2002-03	March 10, 2003	**MONTREAL**	3	Nashville	1	
2003-04	December 18, 2003	Nashville	4	**MONTREAL**	5	OT
2006-07	February 22, 2007	**MONTREAL**	6	Nashville	5	SO
2007-08	December 1, 2007	**NASHVILLE**	5	Montreal	4	SO
2008-09	January 15, 2009	Nashville	2	**MONTREAL**	3	

	OVERALL	AT NASHVILLE	AT MONTREAL
Current Trend	1 Montreal win (1/15/09)	2 Montreal wins (3/10/03-2/22/07)	1 Montreal win (1/15/09)
Last Win	12/1/07 (5-4 SO)	3/23/02 (5-1)	12/1/07 (5-4 SO)
Last Loss	1/15/09 (2-3)	2/22/07 (5-6 SO)	1/15/09 (2-3)
Last Tie	12/12/98 (2-2 OT)	12/12/98 (2-2 OT)	None
Overtime Record	1-2-1	0-1-1	1-1-0
Longest Unbeaten Streak	None	3 (2-0-1-0, 12/12/98-3/23/02)	None
Longest Winning Streak	None	2 (11/18/99-3/23/02)	None
Longest Winless Streak	3 (0-1-0-2, 3/10/03-2/22/07)	2 (0-1-0-1, 3/10/03-2/22/07)	4 (0-3-0-1, 3/18/99-12/18/03)
Longest Losing Streak	3 (3/10/03-2/22/07)	2 (3/10/03-2/22/07)	4 (3/18/99-12/18/03)
Most Goals by Nashville	6 (11/18/99, 6-1)	6 (11/18/99, 6-1)	5 (12/1/07, 5-4 SO)
Most Goals by Montreal	6 (2/22/07, 5-6 SO)	6 (2/22/07, 5-6 SO)	5 (12/18/03, 4-5 OT)
Most Goals by Both Teams	11 (2/22/07, 5-6 SO)	11 (2/22/07, 5-6 SO)	9 (twice, last 12/1/07, 5-4 SO)
Last Five Games	1-2-0-2	2-1-1-1	1-3-0-1
Last Ten Games	3-5-0-2	2-1-1-1	1-4-0-1
Last Transaction	3/3/03: Acquired forward Oleg Petrov for a fourth-round selection in the 2003 NHL Entry Draft (traded to Washington; Washington selected Andreas Valdix).		
Series Notes	12/1/07: Nashville rallied from two three-goal deficits with four goals in the third period en route to a 5-4 shootout win at the Bell Centre. The win was Nashville's first in Montreal, and the Canadiens were the last team that had kept Nashville winless as a visitor... 11/18/99: Kimmo Timonen scored against Jeff Hackett in the franchise's first-ever penalty shot attempt during the Predators' 6-1 win at the Sommet Center.		
2009-10 Schedule		11/14/09: Montreal at Nashville	None

NEW JERSEY DEVILS

2008-09 Season Series

@ NASHVILLE

Date	Score	W/ Goal
19 Jan '09	N.J 3 @ NSH 1	David Clarkson

@ NEW JERSEY

Date	Score	W/ Goal
	no games	

* overtime ** shootout

GOALS BY PERIOD

	1st	2nd	3rd	OT	Total
Nashville	0	0	1	--	1
New Jersey	0	2	1	--	3

SHOTS BY PERIOD

	1st	2nd	3rd	OT	Total
Nashville	14	8	12	--	34
New Jersey	8	15	12	--	35

INDIVIDUAL SCORING

PREDATORS

PLAYER	GP	G	A	P	+/-	PIM	PP	SH
Radek Bonk	1	1	0	1	-1	0	1	0
Jason Arnott	1	0	1	1	-2	0	0	0
Ryan Suter	1	0	1	1	-1	0	0	0
Wade Belak	1	0	0	0	0	5	0	0
J.P. Dumont	1	0	0	0	-1	0	0	0
Martin Erat	1	0	0	0	-2	0	0	0
Vernon Fiddler	1	0	0	0	0	0	0	0
Dan Hamhuis	1	0	0	0	0	2	0	0
Kevin Klein	1	0	0	0	-1	0	0	0
Ville Koistinen	1	0	0	0	-1	0	0	0
David Legwand	1	0	0	0	0	2	0	0
Antti Pihlstrom	1	0	0	0	0	0	0	0
Jerred Smithson	1	0	0	0	0	0	0	0
Steve Sullivan	1	0	0	0	-1	0	0	0
Jordin Tootoo	1	0	0	0	0	2	0	0
Joel Ward	1	0	0	0	0	0	0	0
Shea Weber	1	0	0	0	-1	0	0	0
Greg Zanon	1	0	0	0	0	0	0	0

Power Play: 1-5 20.0% / Penalty Killing: 2-3 66.7%

DEVILS

PLAYER	GP	G	A	P	+/-	PIM	PP	SH
John Madden	1	0	2	2	2	0	0	0
Brian Rolston	1	0	2	2	1	2	0	0
David Clarkson	1	1	0	1	1	2	0	0
Zach Parise	1	1	0	1	1	0	0	0
Brendan Shanahan	1	1	0	1	0	0	1	0
Patrik Elias	1	0	1	1	1	0	0	0
Jamie Langenbrunner	1	0	1	1	0	2	0	0
Brian Gionta	1	0	0	0	0	0	0	0
Andy Greene	1	0	0	0	0	0	0	0
Bobby Holik	1	0	0	0	0	2	0	0
Paul Martin	1	0	0	0	1	0	0	0
Mike Mottau	1	0	0	0	1	2	0	0
Johnny Oduya	1	0	0	0	0	0	0	0
Mike Rupp	1	0	0	0	0	5	0	0
Bryce Salvador	1	0	0	0	0	0	0	0
Colin White	1	0	0	0	2	0	0	0
Travis Zajac	1	0	0	0	0	0	0	0
Dainius Zubrus	1	0	0	0	0	0	0	0

Power Play: 1-3 33.3% / Penalty Killing: 4-5 80.0%

GOALTENDING

PREDATORS

	GP	Min	W-L-OT	GA	SA	SV	GAA	SV%
Pekka Rinne	1	59	0-1-0	2	34	32	2.03	.941

DEVILS

	GP	Min	W-L-OT	GA	SA	SV	GAA	SV%
Scott Clemmensen	1	60	1-0-0	1	34	33	1.00	.971

Prudential Center • 165 Mulberry St.
Newark, NJ 07102 • (973) 757-6100
GM: Lou Lamoriello
Head Coach: Jacques Lemaire
PR: Mike Levine, Jeff Altstadter, Pete Albietz

	OVERALL							HOME							ROAD						
Season	**GP**	**W**	**L**	**OT**	**PTS**	**GF**	**GA**	**GP**	**W**	**L**	**OT**	**PTS**	**GF**	**GA**	**GP**	**W**	**L**	**OT**	**PTS**	**GF**	**GA**
1998-99	2	1	1	0	2	4	6	1	0	1	0	0	1	4	1	1	0	0	2	3	2
1999-00	2	0	2	0	0	2	6	1	0	1	0	0	1	2	1	0	1	0	0	1	4
2000-01	1	1	0	0	2	4	3	0	0	0	0	0	0	0	1	1	0	0	2	4	3
2001-02	2	1	1	0	2	7	7	1	0	1	0	0	3	4	1	1	0	0	2	4	3
2002-03	2	0	1	1	1	3	5	1	0	1	0	0	1	2	1	0	0	1	1	2	3
2003-04	1	1	0	0	2	3	2	1	1	0	0	2	3	2	0	0	0	0	0	0	0
2005-06	1	0	0	1	1	3	4	1	0	0	1	1	3	4	0	0	0	0	0	0	0
2006-07	1	1	0	0	2	4	3	0	0	0	0	0	0	0	1	1	0	0	2	4	3
2008-09	1	0	1	0	0	1	3	1	0	1	0	0	1	3	0	0	0	0	0	0	0
Totals	**13**	**5**	**6**	**2**	**12**	**31**	**39**	**7**	**1**	**5**	**1**	**3**	**13**	**21**	**6**	**4**	**1**	**1**	**9**	**18**	**18**

OT column includes both ties and overtime losses in 1999-00, 2000-01, 2001-02, 2002-03 (one road OTL) and 2003-04. OT column includes ties in 1998-99.

	DATE	VISITOR		HOME		
1998-99	January 30, 1999	**NASHVILLE**	3	New Jersey	2	OT
	April 17, 1999	**NEW JERSEY**	4	Nashville	1	
1999-00	February 3, 2000	Nashville	1	**NEW JERSEY**	4	
	February 29, 2000	**NEW JERSEY**	2	Nashville	1	
2000-01	November 8, 2000	**NASHVILLE**	4	New Jersey	3	
2001-02	January 3, 2002	**NASHVILLE**	4	New Jersey	3	
	March 21, 2002	**NEW JERSEY**	4	Nashville	3	
2002-03	October 18, 2002	Nashville	2	**NEW JERSEY**	3	OT
	November 29, 2002	**NEW JERSEY**	2	Nashville	1	
2003-04	January 3, 2004	New Jersey	2	**NASHVILLE**	3	
2005-06	January 19, 2006	**NEW JERSEY**	4	Nashville	3	SO
2006-07	October 19, 2006	**NASHVILLE**	4	New Jersey	3	SO
2008-09	January 19, 2009	**NEW JERSEY**	3	Nashville	1	

	OVERALL	AT NASHVILLE	AT NEW JERSEY
Current Trend	1 New Jersey win (1/19/09)	2 New Jersey wins (1/19/06-1/19/09)	1 Nashville win (10/19/06)
Last Win	10/19/06 (4-3 SO)	1/3/04 (3-2)	10/19/06 (4-3 SO)
Last Loss	1/19/09 (1-3)	1/19/09 (1-3)	10/18/02 (2-3 OT)
Last Tie	None	None	None
Overtime Record	2-2-0	0-1-0	2-1-0
Longest Unbeaten Streak	2 (2-0-0-0, 11/8/00-1/3/02)	None	2 (2-0-0-0, 11/8/00-1/3/02)
Longest Winning Streak	2 (11/8/00-1/3/02)	None	2 (11/8/00-1/3/02)
Longest Winless Streak	3 (twice, last 0-2-0-1, 3/21-11/29/02)	4 (0-4-0-0, 4/17/99-11/29/02)	None
Longest Losing Streak	3 (twice, last 3/21-11/29/02)	4 (4/17/99-11/29/02)	None
Most Goals by Nashville	4 (three times, last 10/19/06, 4-3 SO)	3 (three times, last 1/19/06, 3-4 SO)	4 (three times, last 10/19/06, 4-3 SO)
Most Goals by New Jersey	4 (four times, last 1/19/06, 3-4 SO)	4 (three times, last 1/19/06, 3-4 SO)	4 (2/3/00, 1-4)
Most Goals by Both Teams	7 (five times, last 10/19/06, 4-3 SO)	7 (twice, last 1/19/06, 3-4 SO))	7 (three times, last 10/19/06, 4-3 SO)
Last Five Games	2-2-0-1	1-3-0-1	3-1-0-1
Last Ten Games	4-4-0-2	1-5-0-1	4-1-0-1
Last Transaction	6/26/98: Selected goaltender Mike Dunham in the 1998 NHL Expansion Draft.		
Series Notes	1/30/99: Sebastien Bordeleau scored the game-winner (2:43) for Nashville in the franchise's first overtime victory.		
2009-10 Schedule		11/19/09: New Jersey at Nashville	2/12/10: Nashville at New Jersey

NEW YORK ISLANDERS

2008-09 Season Series

@ NASHVILLE

Date	Score	W/ Goal
20 Dec '08	NYI 0 @ NSH 1	Vernon Fiddler

@ NY ISLANDERS

Date	Score	W/ Goal
	no games	

* overtime ** shootout

GOALS BY PERIOD

	1st	2nd	3rd	OT	Total
Nashville	1	0	0	--	1
NY Islanders	0	0	0	--	0

SHOTS BY PERIOD

	1st	2nd	3rd	OT	Total
Nashville	10	8	10	--	28
NY Islanders	10	8	5	--	23

INDIVIDUAL SCORING

PREDATORS

PLAYER	GP	G	A	P	+/-	PIM	PP	SH
Vernon Fiddler	1	1	0	1	1	0	0	0
Martin Erat	1	0	1	1	1	0	0	0
Rich Peverley	1	0	1	1	1	0	0	0
Jason Arnott	1	0	0	0	0	0	0	0
Wade Belak	1	0	0	0	0	0	0	0
Radek Bonk	1	0	0	0	0	0	0	0
Greg de Vries	1	0	0	0	0	0	0	0
J.P. Dumont	1	0	0	0	0	0	0	0
Dan Hamhuis	1	0	0	0	1	0	0	0
Kevin Klein	1	0	0	0	0	0	0	0
David Legwand	1	0	0	0	0	0	0	0
Antti Pihlstrom	1	0	0	0	0	2	0	0
Jerred Smithson	1	0	0	0	0	0	0	0
Ryan Suter	1	0	0	0	0	0	0	0
Jordin Tootoo	1	0	0	0	0	2	0	0
Joel Ward	1	0	0	0	0	0	0	0
Shea Weber	1	0	0	0	0	0	0	0
Greg Zanon	1	0	0	0	1	0	0	0

Power Play: 0-1 0.0% / Penalty Killing: 1-1 100.0%

ISLANDERS

PLAYER	GP	G	A	P	+/-	PIM	PP	SH
Josh Bailey	1	0	0	0	0	0	0	0
Sean Bergenheim	1	0	0	0	0	2	0	0
Joe Callahan	1	0	0	0	0	0	0	0
Chris Campoli	1	0	0	0	0	0	0	0
Blake Comeau	1	0	0	0	0	0	0	0
Mike Comrie	1	0	0	0	0	0	0	0
Bill Guerin	1	0	0	0	-1	2	0	0
Andy Hilbert	1	0	0	0	0	0	0	0
Tim Jackman	1	0	0	0	0	0	0	0
Freddy Meyer	1	0	0	0	-1	0	0	0
Kyle Okposo	1	0	0	0	0	0	0	0
Richard Park	1	0	0	0	-1	0	0	0
Thomas Pock	1	0	0	0	0	0	0	0
Jon Sim	1	0	0	0	0	0	0	0
Mark Streit	1	0	0	0	0	0	0	0
Ben Walter	1	0	0	0	0	0	0	0
Doug Weight	1	0	0	0	-1	0	0	0
Brendan Witt	1	0	0	0	-1	0	0	0

Power Play: 0-1 0.0% / Penalty Killing: 1-1 100.0%

GOALTENDING

PREDATORS

	GP	MIN	W-L-OT	GA	SA	SV	GAA	SV%
Pekka Rinne	1	60	1-0-0	0	23	23	0.00	1.00

ISLANDERS

	GP	MIN	W-L-OT	GA	SA	SV	GAA	SV%
Joey MacDonald	1	59	0-1-0	1	28	27	1.02	.964

1535 Old Country Road
Plainview, NY 11803 • (516) 501-6799
GM: Garth Snow
Head Coach: Scott Gordon
PR: Josh Bernstein, Seth Sylvan, Kim Averbach

	OVERALL							HOME							ROAD						
Season	**GP**	**W**	**L**	**OT**	**PTS**	**GF**	**GA**	**GP**	**W**	**L**	**OT**	**PTS**	**GF**	**GA**	**GP**	**W**	**L**	**OT**	**PTS**	**GF**	**GA**
1998-99	2	1	1	0	2	5	7	1	0	1	0	0	3	6	1	1	0	0	2	2	1
1999-00	2	2	0	0	4	9	6	1	1	0	0	2	3	2	1	1	0	0	2	6	4
2000-01	1	0	1	0	0	1	2	0	0	0	0	0	0	0	1	0	1	0	0	1	2
2001-02	1	0	1	0	0	2	5	1	0	1	0	0	2	5	0	0	0	0	0	0	0
2002-03	2	1	0	1	3	5	4	1	1	0	0	2	2	0	1	0	0	1	1	3	4
2003-04	1	1	0	0	2	4	3	1	1	0	0	2	4	3	0	0	0	0	0	0	0
2005-06	1	1	0	0	2	2	1	1	1	0	0	2	2	1	0	0	0	0	0	0	0
2006-07	1	1	0	0	2	2	1	0	0	0	0	0	0	0	1	1	0	0	2	2	1
2008-09	1	1	0	0	2	1	0	1	1	0	0	2	1	0	0	0	0	0	0	0	0
Totals	**12**	**8**	**3**	**1**	**17**	**31**	**29**	**7**	**5**	**2**	**0**	**10**	**17**	**17**	**5**	**3**	**1**	**1**	**7**	**14**	**12**

OT column includes both ties and overtime losses in 1999-00, 2000-01, 2001-02, 2002-03 (one road OTL) and 2003-04. OT column includes ties in 1998-99.

	DATE	VISITOR		HOME		
1998-99	November 21, 1998	**NY ISLANDERS**	6	Nashville	3	
	February 12, 1999	**NASHVILLE**	2	NY Islanders	1	
1999-00	February 2, 2000	**NASHVILLE**	6	NY Islanders	4	
	March 28, 2000	NY Islanders	2	**NASHVILLE**	3	
2000-01	November 7, 2000	Nashville	1	**NY ISLANDERS**	2	
2001-2002	April 11, 2002	**NY ISLANDERS**	5	Nashville	2	
2002-03	October 15, 2002	Nashville	3	**NY ISLANDERS**	4	OT
	February 13, 2003	NY Islanders	0	**NASHVILLE**	2	
2003-04	November 15, 2003	NY Islanders	3	**NASHVILLE**	4	
2005-06	January 10, 2006	NY Islanders	1	**NASHVILLE**	2	
2006-07	October 16, 2006	**NASHVILLE**	2	NY Islanders	1	SO
2008-09	December 20, 2008	NY Islanders	0	**NASHVILLE**	1	

	OVERALL	AT NASHVILLE	AT NY ISLANDERS
Current Trend	5 Nashville wins (2/13/03-12/20/08)	4 Nashville wins (2/13/03-12/20/08)	1 Nashville win (10/16/06)
Last Win	12/20/08 (1-0)	12/20/08 (1-0)	10/16/06 (2-1 SO)
Last Loss	10/15/02 (3-4 OT)	4/11/02 (2-5)	10/15/02 (3-4 OT)
Last Tie	None	None	None
Overtime Record	1-1-0	0-0-0	1-1-0
Longest Unbeaten Streak	5 (5-0-0-0, 2/13/03-12/20/08)	4 (4-0-0-0, 2/13/03-12/20/08)	2 (2-0-0-0, 2/12/99-2/2/00)
Longest Winning Streak	5 (2/13/03-12/20/08)	4 (2/13/03-12/20/08)	2 (2/12/99-2/2/00)
Longest Winless Streak	3 (0-2-0-1, 11/7/00-10/15/02)	None	2 (0-1-0-1, 11/7/00-10/15/02)
Longest Losing Streak	3 (11/7/00-10/15/02)	None	2 (11/7/00-10/15/02)
Most Goals by Nashville	6 (2/2/00, 6-4)	4 (11/15/03, 4-3)	6 (2/2/00, 6-4)
Most Goals by NY Islanders	6 (11/21/98, 3-6)	6 (11/21/98, 3-6)	4 (twice, last 10/15/02, 3-4 OT)
Most Goals by Both Teams	10 (2/2/00, 6-4)	9 (11/21/98, 3-6)	10 (2/2/00, 6-4)
Last Five Games	4-0-0-1	4-1-0-0	3-1-0-1
Last Ten Games	7-2-0-1	5-2-0-0	3-1-0-1
Last Transaction	6/20/08: Acquired Toronto's first-round selection (Colin Wilson) in the 2008 NHL Entry Draft for Florida's first-round selection (Josh Bailey) and second-round selection (Aaron Ness) in the 2008 NHL Entry Draft.		
Series Notes	12/20/08: Pekka Rinne turned aside all 23 shots he faced and Vernon Fiddler scored Nashville's lone goal in a 1-0 victory at the Sommet Center. It was the Predators fifth shutout in a 12-game span... 2/13/03: Tomas Vokoun stopped 36 shots in a 2-0 Nashville win at the Sommet Center... 10/15/02: Tomas Vokoun stopped a Brad Isbister penalty shot in overtime and Karlis Skrastins scored the first 3-on-5 goal in franchise history in an Islanders' 5-4 overtime at Nassau Coliseum.		
2009-10 Schedule		None	2/9/10: Nashville at NY Islanders

NEW YORK RANGERS

2008-09 Season Series

@ NASHVILLE

Date	Score	W/ Goal
12 Mar '09	NYR 4 @ NSH 2	Marc Staal

@ NY RANGERS

Date	Score	W/ Goal
	no games	

* overtime ** shootout

GOALS BY PERIOD

	1st	2nd	3rd	OT	Total
Nashville	2	0	0	--	2
NY Rangers	1	2	1	--	4

SHOTS BY PERIOD

	1st	2nd	3rd	OT	Total
Nashville	10	5	6	--	21
NY Rangers	6	17	9	--	32

INDIVIDUAL SCORING

PREDATORS

PLAYER	GP	G	A	P	+/-	PIM	PP	SH
J.P. Dumont	1	1	0	1	-2	0	0	0
Shea Weber	1	1	0	1	-1	0	1	0
David Legwand	1	0	1	1	0	0	0	0
Steve Sullivan	1	0	1	1	0	0	0	0
Ryan Suter	1	0	1	1	-3	0	0	0
Jordin Tootoo	1	0	1	1	-1	2	0	0
Wade Belak	1	0	0	0	0	0	0	0
Greg de Vries	1	0	0	0	1	0	0	0
Martin Erat	1	0	0	0	-1	0	0	0
Vernon Fiddler	1	0	0	0	-1	2	0	0
Dan Hamhuis	1	0	0	0	-3	0	0	0
Ryan Jones	1	0	0	0	0	2	0	0
Kevin Klein	1	0	0	0	1	0	0	0
Ville Koistinen	1	0	0	0	-1	0	0	0
Scott Nichol	1	0	0	0	0	0	0	0
Jerred Smithson	1	0	0	0	-1	0	0	0
Joel Ward	1	0	0	0	-2	0	0	0
Greg Zanon	1	0	0	0	-1	2	0	0

Power Play: 1-6 16.7% / Penalty Killing: 4-4 100.0%

RANGERS

PLAYER	GP	G	A	P	+/-	PIM	PP	SH
Ryan Callahan	1	1	1	2	2	0	0	0
Marc Staal	1	1	1	2	1	0	0	0
Scott Gomez	1	0	2	2	3	0	0	0
Sean Avery	1	1	0	1	2	0	0	0
Fredrik Sjostrom	1	1	0	1	1	0	0	1
Blair Betts	1	0	1	1	1	0	0	0
Nikolai Zherdev	1	0	1	1	0	2	0	0
Nik Antropov	1	0	0	0	0	0	0	0
Chris Drury	1	0	0	0	-1	2	0	0
Brandon Dubinsky	1	0	0	0	0	2	0	0
Daniel Girardi	1	0	0	0	0	0	0	0
Lauri Korpikoski	1	0	0	0	0	2	0	0
Paul Mara	1	0	0	0	1	0	0	0
Derek Morris	1	0	0	0	1	0	0	0
Markus Naslund	1	0	0	0	0	2	0	0
Colton Orr	1	0	0	0	0	0	0	0
Wade Redden	1	0	0	0	1	0	0	0
Michal Rozsival	1	0	0	0	2	0	0	0

Power Play: 0-4 0.0% / Penalty Killing: 5-6 83.3%

GOALTENDING

PREDATORS

	GP	Min	W-L-OT	GA	SA	SV	GAA	SV%
Dan Ellis	1	58	0-1-0	4	32	28	4.13	.875

RANGERS

	GP	Min	W-L-OT	GA	SA	SV	GAA	SV%
Henrik Lundqvist	1	60	1-0-0	2	21	19	2.00	.905

Madison Square Garden • 2 Pennsylvania Plaza, 14th Floor
New York, NY 10121 • (212) 465-6486
GM: Glen Sather
Head Coach: John Tortorella
PR: John Rosasco, Brendan McIntyre, Jody Sowa, Dino Ticinelli

	OVERALL							HOME							ROAD						
Season	**GP**	**W**	**L**	**OT**	**PTS**	**GF**	**GA**	**GP**	**W**	**L**	**OT**	**PTS**	**GF**	**GA**	**GP**	**W**	**L**	**OT**	**PTS**	**GF**	**GA**
1998-99	2	0	2	0	0	5	12	1	0	1	0	0	4	7	1	0	1	0	0	1	5
1999-00	1	0	1	0	0	1	5	0	0	0	0	0	0	0	1	0	1	0	0	1	5
2000-01	2	2	0	0	4	8	4	1	1	0	0	2	5	2	1	1	0	0	2	3	2
2001-02	1	1	0	0	2	4	2	0	0	0	0	0	0	0	1	1	0	0	2	4	2
2002-03	2	0	1	1	1	4	6	1	0	1	0	0	2	4	1	0	0	1	1	2	2
2003-04	2	2	0	0	4	6	3	1	1	0	0	2	2	1	1	1	0	0	2	4	2
2005-06	1	0	1	0	0	1	5	1	0	1	0	0	1	5	0	0	0	0	0	0	0
2006-07	1	1	0	0	2	3	0	0	0	0	0	0	0	0	1	1	0	0	2	3	0
2008-09	1	0	1	0	0	2	4	1	0	1	0	0	2	4	0	0	0	0	0	0	0
Totals	**13**	**6**	**6**	**1**	**13**	**34**	**41**	**6**	**2**	**4**	**0**	**4**	**16**	**23**	**7**	**4**	**2**	**1**	**9**	**18**	**18**

OT column includes both ties and overtime losses in 1999-00, 2000-01, 2001-02, 2002-03 (one road tie) and 2003-04. OT column includes ties in 1998-99.

	DATE	VISITOR		HOME		
1998-99	November 29, 1998	Nashville	1	**NY RANGERS**	5	
	February 15, 1999	**NY RANGERS**	7	Nashville	4	
1999-00	January 31, 2000	Nashville	1	**NY RANGERS**	5	
2000-01	December 23, 2000	**NASHVILLE**	3	NY Rangers	2	OT
	March 4, 2001	NY Rangers	2	**NASHVILLE**	5	
2001-02	December 12, 2001	**NASHVILLE**	4	NY Rangers	2	
2002-03	October 19, 2002	Nashville	2	NY Rangers	2	OT
	January 23, 2003	**NY RANGERS**	4	Nashville	2	
2003-04	February 28, 2004	NY Rangers	1	**NASHVILLE**	2	OT
	March 25, 2004	**NASHVILLE**	4	NY Rangers	2	
2005-06	December 8, 2005	**NY RANGERS**	5	Nashville	1	
2006-07	October 18, 2006	**NASHVILLE**	3	NY Rangers	0	
2008-09	March 12, 2009	**NY RANGERS**	4	Nashville	2	

	OVERALL	AT NASHVILLE	AT NY RANGERS
Current Trend	1 NY Rangers win (3/12/09)	2 NY Rangers wins (12/8/05-3/12/09)	NSH unbeaten in 5 (4-0-1-0, 12/23/00-10/18/06)
Last Win	10/18/06 (3-0)	2/28/04 (2-1 OT)	10/18/06 (3-0)
Last Loss	2/12/09 (2-4)	2/12/09 (2-4)	1/31/00 (1-5)
Last Tie	10/19/02 (2-2 OT)	None	10/19/02 (2-2 OT)
Overtime Record	2-0-1	1-0-0	1-0-1
Longest Unbeaten Streak	4 (3-0-1-0, 12/23/00-10/19/02)	None	5 (4-0-1-0, 12/23/00-10/18/06)
Longest Winning Streak	3 (12/23/00-12/12/01)	None	2 (twice, last 3/25/04-10/18/06)
Longest Winless Streak	3 (0-3-0-0, 11/29/98-1/31/00)	2 (0-2-0, 12/8/05-3/12/09)	2 (0-2-0-0, 11/29/98-1/31/00)
Longest Losing Streak	3 (11/29/98-1/31/00)	2 (12/8/05-3/12/09)	2 (11/29/98-1/31/00)
Most Goals by Nashville	5 (3/4/01, 5-2)	5 (3/4/01, 5-2)	4 (twice, last 3/25/04, 4-2)
Most Goals by NY Rangers	7 (2/15/99, 4-7)	7 (2/15/99, 4-7)	5 (twice, last 1/31/00, 1-5)
Most Goals by Both Teams	11 (2/15/99, 4-7)	11 (2/15/99, 4-7)	6 (four times, last 3/25/04, 4-2)
Last Five Games	3-2-0	2-3-0-0	4-0-1-0
Last Ten Games	6-3-1-0	2-4-0-0	4-2-1-0
Last Transaction	10/30/08: Acquired forward Hugh Jessiman for future considerations.		
Series Notes	10/18/06: Tomas Vokoun stopped 38 shots in a 3-0 shutout win at Madison Square Garden... 2/28/04: Andrew Hutchinson scored the overtime game-winner (3:50) in a 2-1 win... 1/23/03: New York's Mike Dunham stopped Rem Murray on a penalty shot... 12/23/00: David Legwand scored the first overtime penalty-shot goal in NHL history (vs. Kirk McLean) to power Nashville to a 3-2 win over the Rangers at Madison Square Garden... 2/15/99: Wayne Gretzky posted five points (5a) in the Rangers' 7-4 win, Gretzky's only game at the Sommet Center.		
2009-10 Schedule		None	2/10/10: Nashville at NY Rangers

2008-09 SEASON SERIES

@ NASHVILLE

Date	Score	W/ Goal
16 Feb '09	OTT 2 @ NSH 0	Nick Foligno

@ OTTAWA

Date	Score	W/ Goal
	no games	

* overtime ** shootout

GOALS BY PERIOD

	1st	2nd	3rd	OT	Total
Nashville	0	0	0	--	0
Ottawa	2	0	0	--	2

SHOTS BY PERIOD

	1st	2nd	3rd	OT	Total
Nashville	8	8	8	--	24
Ottawa	13	4	7	--	24

INDIVIDUAL SCORING

PREDATORS

Player	GP	G	A	P	+/-	PIM	PP	SH
Jason Arnott	1	0	0	0	0	0	0	0
Wade Belak	1	0	0	0	-1	0	0	0
Greg de Vries	1	0	0	0	-1	0	0	0
J.P. Dumont	1	0	0	0	0	0	0	0
Martin Erat	1	0	0	0	-1	0	0	0
Vernon Fiddler	1	0	0	0	-1	0	0	0
Dan Hamhuis	1	0	0	0	-1	0	0	0
Ryan Jones	1	0	0	0	0	2	0	0
Kevin Klein	1	0	0	0	-1	0	0	0
David Legwand	1	0	0	0	-1	0	0	0
Antti Pihlstrom	1	0	0	0	-1	0	0	0
Jerred Smithson	1	0	0	0	0	0	0	0
Steve Sullivan	1	0	0	0	0	2	0	0
Ryan Suter	1	0	0	0	0	2	0	0
Jordin Tootoo	1	0	0	0	-1	0	0	0
Joel Ward	1	0	0	0	0	0	0	0
Shea Weber	1	0	0	0	0	0	0	0
Greg Zanon	1	0	0	0	-1	0	0	0

Power Play: 0-4 0.0% / Penalty Killing: 4-4 100.0%

SENATORS

Player	GP	G	A	P	+/-	PIM	PP	SH
Nick Foligno	1	1	0	1	1	0	0	0
Dany Heatley	1	1	0	1	1	0	0	0
Mike Fisher	1	0	1	1	1	0	0	0
Brian Lee	1	0	1	1	1	0	0	0
Jason Spezza	1	0	1	1	1	0	0	0
Daniel Alfredsson	1	0	0	0	1	0	0	0
Brendan Bell	1	0	0	0	1	2	0	0
Shean Donovan	1	0	0	0	0	0	0	0
Chris Kelly	1	0	0	0	0	2	0	0
Filip Kuba	1	0	0	0	1	0	0	0
Dean McAmmond	1	0	0	0	0	0	0	0
Chris Phillips	1	0	0	0	0	2	0	0
Jarkko Ruutu	1	0	0	0	0	0	0	0
Ryan Shannon	1	0	0	0	1	0	0	0
Jason Smith	1	0	0	0	1	0	0	0
Antoine Vermette	1	0	0	0	0	0	0	0
Anton Volchenkov	1	0	0	0	0	2	0	0
Jesse Winchester	1	0	0	0	0	0	0	0

Power Play: 0-4 0.0% / Penalty Killing: 4-4 100.0%

GOALTENDING

PREDATORS

Goalie	GP	Min	W-L-OT	GA	SA	SV	GAA	SV%
Pekka Rinne	1	59	0-1-0	2	24	22	2.04	.917

SENATORS

Goalie	GP	Min	W-L-OT	GA	SA	SV	GAA	SV%
Alex Auld	1	60	1-0-0	0	24	24	0.00	1.00

Scotiabank Place • 1000 Palladium Drive
Ottawa, ON K2V 1A5 • (613) 599-0250
GM: Bryan Murray
Head Coach: Cory Clouston
PR: Phil Legault, Brian Morris, Chris Moore

	OVERALL							HOME							ROAD						
Season	**GP**	**W**	**L**	**OT**	**PTS**	**GF**	**GA**	**GP**	**W**	**L**	**OT**	**PTS**	**GF**	**GA**	**GP**	**W**	**L**	**OT**	**PTS**	**GF**	**GA**
1998-99	2	0	2	0	0	2	6	1	0	1	0	0	1	3	1	0	1	0	0	1	3
1999-00	1	1	0	0	2	2	1	0	0	0	0	0	0	0	1	1	0	0	2	2	1
2000-01	1	0	1	0	0	0	4	1	0	1	0	0	0	4	0	0	0	0	0	0	0
2001-02	2	1	1	0	2	6	5	1	1	0	0	2	4	2	1	0	1	0	0	2	3
2002-03	2	1	1	0	2	3	6	1	1	0	0	2	3	2	1	0	1	0	0	0	4
2003-04	1	0	1	0	0	2	4	0	0	0	0	0	0	0	1	0	1	0	0	2	4
2006-07	1	1	0	0	2	6	0	1	1	0	0	2	6	0	0	0	0	0	0	0	0
2007-08	1	1	0	0	2	6	5	0	0	0	0	0	0	0	1	1	0	0	2	6	5
2008-09	1	0	1	0	0	0	2	1	0	1	0	0	0	2	0	0	0	0	0	0	0
Totals	**12**	**5**	**7**	**0**	**10**	**27**	**33**	**6**	**3**	**3**	**0**	**6**	**14**	**13**	**6**	**2**	**4**	**0**	**4**	**13**	**20**

OT column includes both ties and overtime losses in 1999-00, 2000-01, 2001-02, 2002-03 and 2003-04. OT column includes ties in 1998-99.

	DATE	VISITOR		HOME	
1998-99	October 17, 1998	Nashville	1	**OTTAWA**	3
	December 1, 1998	**OTTAWA**	3	Nashville	1
1999-00	November 11, 1999	**NASHVILLE**	2	Ottawa	1
2000-01	March 24, 2001	**OTTAWA**	4	Nashville	0
2001-02	November 10, 2001	Nashville	2	**OTTAWA**	3
	December 6, 2001	Ottawa	2	**NASHVILLE**	4
2002-03	December 30, 2002	Ottawa	2	**NASHVILLE**	3
	February 22, 2003	Nashville	0	**OTTAWA**	4
2003-04	March 6, 2004	Nashville	2	**OTTAWA**	4
2006-07	December 14, 2006	Ottawa	0	**NASHVILLE**	6
2007-08	November 29, 2007	**NASHVILLE**	6	Ottawa	5
2008-09	February 16, 2009	**OTTAWA**	2	Nashville	0

	OVERALL	AT NASHVILLE	AT OTTAWA
Current Trend	1 Ottawa win (2/16/09)	1 Ottawa win (2/16/09)	1 Nashville win (11/29/07)
Last Win	11/29/07 (6-5)	12/14/06 (6-0)	11/29/07 (6-5)
Last Loss	2/16/09 (0-2)	2/16/09 (0-2)	3/6/04 (2-4)
Last Tie	None	None	None
Overtime Record	0-0-0	0-0-0	0-0-0
Longest Unbeaten Streak	2 (twice, last 2-0-0, 12/14/06-11/29/07)	3 (3-0-0-0, 12/6/01-12/14/06)	None
Longest Winning Streak	2 (twice, last 12/14/06-11/29/07))	3 (12/6/01-12/14/06)	None
Longest Winless Streak	2 (three times, last 0-2-0-0, 2/22/03-3/6/04)	2 (0-2-0-0, 12/1/98-3/24/01)	3 (0-3-0-0, 11/10/01-3/6/04)
Longest Losing Streak	2 (three times, last 2/22/03-3/6/04)	2 (12/1/98-3/24/01)	3 (11/10/01-3/6/04)
Most Goals by Nashville	6 (twice, last 11/29/07, 6-5)	6 (12/14/06, 6-0)	6 (11/29/07, 6-5)
Most Goals by Ottawa	5 (11/29/07, 6-5)	4 (3/24/01, 0-4)	5 (11/29/07, 6-5)
Most Goals by Both Teams	11 (11/29/07, 6-5)	6 (twice, last 12/14/06, 6-0)	11 (11/29/07, 6-5)
Last Five Games	2-3-0-0	3-2-0-0	2-3-0-0
Last Ten Games	5-5-0-0	3-3-0-0	2-4-0-0
Last Transaction	6/20/08: Acquired a first-round selection (Chet Pickard) in the 2008 NHL Entry Draft and a third-round selection in the 2009 NHL Entry Draft (Taylor Beck) for a first-round selection (Erik Karlsson) in the 2008 NHL Entry Draft.		
Series Notes	11/29/07: After Ottawa rallied with two goals to knot the score at 5-5, Martin Erat scored the game winner with 23 seconds remaining in regulation to cap a 6-5 win at Scotiabank Place... 12/14/06: Steve Sullivan scored three goals in a span of 5:56 as the Predators shut out Ottawa 6-0 at the Sommet Center. Chris Mason earned the win in net with 22 saves... 12/1/98: Eric Fichaud stopped the first penalty shot taken against the Predators (awarded to Shaun Van Allen)… 10/17/98: Ottawa's Magnus Arvedsson scored the first shorthanded goal against Nashville in the Senators' 3-1 win.		
2009-10 Schedule		None	10/22/09: Nashville at Ottawa

PHILADELPHIA FLYERS

2008-09 Season Series

@ NASHVILLE

Date	Score	W/ Goal
	no games	

@ PHILADELPHIA

Date	Score	W/ Goal
07 Mar '09	NSH 1 @ PHI 4	Joffrey Lupul

* overtime ** shootout

GOALS BY PERIOD

	1st	2nd	3rd	OT	Total
Nashville	0	0	1	--	1
Philadelphia	0	2	2	--	4

SHOTS BY PERIOD

	1st	2nd	3rd	OT	Total
Nashville	8	18	6	--	32
Philadelphia	11	8	7	--	26

INDIVIDUAL SCORING

PREDATORS

PLAYER	GP	G	A	P	+/-	PIM	PP	SH
Martin Erat	1	1	0	1	0	0	0	0
Ryan Suter	1	0	1	1	-1	2	0	0
Shea Weber	1	0	1	1	-1	0	0	0
Jason Arnott	1	0	0	0	-2	0	0	0
Wade Belak	1	0	0	0	0	5	0	0
Greg de Vries	1	0	0	0	0	7	0	0
J.P. Dumont	1	0	0	0	0	0	0	0
Vernon Fiddler	1	0	0	0	0	0	0	0
Dan Hamhuis	1	0	0	0	-1	0	0	0
Ryan Jones	1	0	0	0	-1	0	0	0
Kevin Klein	1	0	0	0	-1	0	0	0
David Legwand	1	0	0	0	0	0	0	0
Antti Pihlstrom	1	0	0	0	0	0	0	0
Jerred Smithson	1	0	0	0	0	0	0	0
Steve Sullivan	1	0	0	0	0	4	0	0
Jordin Tootoo	1	0	0	0	-1	2	0	0
Joel Ward	1	0	0	0	-2	0	0	0
Greg Zanon	1	0	0	0	0	0	0	0

Power Play: 0-4 0.0% / Penalty Killing: 4-5 80.0%

FLYERS

Player	GP	G	A	P	+/-	PIM	PP	SH
Joffrey Lupul	1	2	0	2	2	2	0	0
Claude Giroux	1	1	0	1	1	0	0	0
Mike Richards	1	1	0	1	0	0	1	0
Arron Asham	1	0	1	1	0	0	0	0
Daniel Carcillo	1	0	1	1	1	7	0	0
Jeff Carter	1	0	1	1	2	0	0	0
Simon Gagne	1	0	1	1	0	0	0	0
Randy Jones	1	0	1	1	1	2	0	0
Ryan Parent	1	0	1	1	1	2	0	0
Kimmo Timonen	1	0	1	1	1	0	0	0
Andrew Alberts	1	0	0	0	2	0	0	0
Matthew Carle	1	0	0	0	-1	0	0	0
Braydon Coburn	1	0	0	0	0	0	0	0
Riley Cote	1	0	0	0	0	5	0	0
Scott Hartnell	1	0	0	0	1	0	0	0
Mike Knuble	1	0	0	0	0	2	0	0
Andreas Nodl	1	0	0	0	0	0	0	0
Darroll Powe	1	0	0	0	-1	0	0	0

Power Play: 1-5 20.0% / Penalty Killing: 4-4 100.0%

GOALTENDING

PREDATORS

	GP	Min	W-L-OT	GA	SA	SV	GAA	SV%
Pekka Rinne	1	60	0-1-0	4	26	22	4.00	.846

FLYERS

	GP	MIN	W-L-OT	GA	SA	SV	GAA	SV%
Martin Biron	1	60	1-0-0	1	32	31	1.00	.969

Wachovia Center • 3601 South Broad St.
Philadelphia, PA 19148 • (215) 465-4500
GM: Paul Holmgren
Head Coach: John Stevens
PR: Zack Hill, Kevin Kurz

	OVERALL							HOME							ROAD						
Season	**GP**	**W**	**L**	**OT**	**PTS**	**GF**	**GA**	**GP**	**W**	**L**	**OT**	**PTS**	**GF**	**GA**	**GP**	**W**	**L**	**OT**	**PTS**	**GF**	**GA**
1998-99	2	0	2	0	0	1	10	1	0	1	0	0	1	2	1	0	1	0	0	0	8
1999-00	2	0	1	1	1	1	3	1	0	1	0	0	0	2	1	0	0	1	1	1	1
2000-01	2	1	0	1	3	5	3	1	0	0	1	1	2	2	1	1	0	0	2	3	1
2001-02	1	1	0	0	2	3	2	0	0	0	0	0	0	0	1	1	0	0	2	3	2
2002-03	1	0	0	1	1	1	1	1	0	0	1	1	1	1	0	0	0	0	0	0	0
2003-04	1	0	1	0	0	2	5	0	0	0	0	0	0	0	1	0	1	0	0	2	5
2005-06	1	1	0	0	2	4	3	1	1	0	0	2	4	3	0	0	0	0	0	0	0
2006-07	1	1	0	0	2	3	2	0	0	0	0	0	0	0	1	1	0	0	2	3	2
2008-09	1	0	1	0	0	1	4	0	0	0	0	0	0	0	1	0	1	0	0	1	4
Totals	**12**	**4**	**5**	**3**	**11**	**21**	**33**	**5**	**1**	**2**	**2**	**4**	**8**	**10**	**7**	**3**	**3**	**1**	**7**	**13**	**23**

OT column includes both ties and overtime losses in 1999-00 (one road tie), 2000-01 (one home tie), 2001-02, 2002-03 (one home tie) and 2003-04.
OT column includes ties in 1998-99.

	DATE	VISITOR		HOME		
1998-99	January 11, 1999	Nashville	0	**PHILADELPHIA**	8	
	April 1, 1999	**PHILADELPHIA**	2	Nashville	1	
1999-00	December 19, 1999	Nashville	1	Philadelphia	1	OT
	March 21, 2000	**PHILADELPHIA**	2	Nashville	0	
2000-01	November 2, 2000	**NASHVILLE**	3	Philadelphia	1	
	December 12, 2000	Philadelphia	2	Nashville	2	OT
2001-02	January 24, 2002	**NASHVILLE**	3	Philadelphia	2	OT
2002-03	March 25, 2003	Philadelphia	1	Nashville	1	OT
2003-04	March 3, 2004	Nashville	2	**PHILADELPHIA**	5	
2005-06	December 3, 2005	Philadelphia	3	**NASHVILLE**	4	SO
2006-07	November 29, 2006	**NASHVILLE**	3	Philadelphia	2	
2008-09	March 7, 2009	Nashville	1	**PHILADELPHIA**	4	

	OVERALL	AT NASHVILLE	AT PHILADELPHIA
Current Trend	1 Philadelphia win (3/7/09)	1 Nashville win (12/3/05)	1 Philadelphia win (3/7/09)
Last Win	11/29/06 (3-2)	12/3/05 (4-3 SO)	11/29/06 (3-2)
Last Loss	3/7/09 (1-4)	3/21/00 (0-2)	3/7/09 (1-4)
Last Tie	3/25/03 (1-1 OT)	3/25/03 (1-1 OT)	12/19/99 (1-1 OT)
Overtime Record	2-0-3	1-0-2	1-0-1
Longest Unbeaten Streak	4 (2-0-2-0, 11/2/00-3/25/03)	3 (1-0-2-0, 12/12/00-12/3/05)	3 (2-0-1-0, 12/19/99-1/24/02)
Longest Winning Streak	2 (12/3/05-11/29/06)	None	2 (11/2/00-1/24/02)
Longest Winless Streak	4 (0-3-1-0, 1/11/99-3/21/00)	4 (0-2-2-0, 4/1/99-3/25/03)	2 (0-1-1-0, 1/11-12/19/99)
Longest Losing Streak	2 (1/11-4/1/99)	2 (4/1/99-3/21/00)	None
Most Goals by Nashville	4 (12/3/05, 4-3 SO)	4 (12/3/05, 4-3 SO)	3 (three times, last 11/29/06, 3-2)
Most Goals by Philadelphia	8 (1/11/99, 0-8)	3 (12/3/05, 4-3 SO)	8 (1/11/99, 0-8)
Most Goals by Both Teams	8 (1/11/99, 0-8)	7 (12/3/05, 4-3 SO)	8 (1/11/99, 0-8)
Last Five Games	2-2-1-0	1-2-2-0	3-2-0-0
Last Ten Games	4-3-3-0	1-2-2-0	3-3-1-0
Last Transaction	10/30/08: Acquired defenseman Tim Ramholt for forward Josh Gratton.		
Series Notes	12/3/05: Philadelphia, the last team unbeaten in Nashville, fell for the first time at the Sommet Center. Steve Sullivan scored the game-deciding goal in the shootout in a 4-3 win... 1/24/02: Denis Arkhipov scored a 1:16 of overtime as the Predators defeated the Flyers 3-2... 1/11/99: The Flyers handed the Predators their most decisive loss in franchise history, 8-0. John Vanbiesbrouck made 24 saves for Philadelphia.		
2009-10 Schedule		3/16/10: Philadelphia at Nashville	None

PHOENIX COYOTES

2008-09 Season Series

@ NASHVILLE

Date	Score	W/ Goal
26 Feb '09	PHX 1 @ NSH 4	Jason Arnott
03 Feb '09	PHX 1 @ NSH 2	Radek Bonk

@ PHOENIX

Date	Score	W/ Goal
14 Mar '09	NSH 2 @ PHX 0	J.P. Dumont
18 Dec '08	NSH 1 @ PHX 2	Kyle Turris

* overtime ** shootout

GOALS BY PERIOD

	1st	2nd	3rd	OT	Total
Nashville	2	4	3	--	9
Phoenix	1	1	2	--	4

SHOTS BY PERIOD

	1st	2nd	3rd	OT	Total
Nashville	43	56	36	--	135
Phoenix	31	33	37	--	101

INDIVIDUAL SCORING

PREDATORS

PLAYER	GP	G	A	P	+/-	PIM	PP	SH
Vernon Fiddler	4	1	2	3	3	2	0	0
Joel Ward	4	1	2	3	3	2	0	0
David Legwand	4	2	0	2	0	0	0	0
Jason Arnott	3	2	0	2	2	0	0	0
J.P. Dumont	4	1	1	2	4	2	0	0
Steve Sullivan	3	1	1	2	3	4	0	0
Dan Hamhuis	4	0	2	2	3	0	0	0
Shea Weber	4	0	2	2	2	0	0	0
Radek Bonk	2	1	0	1	0	4	0	0
Martin Erat	4	0	1	1	-1	2	0	0
Kevin Klein	4	0	1	1	1	0	0	0
Ryan Suter	4	0	1	1	2	2	0	0
Rich Peverley	1	0	1	1	1	0	0	0
Greg de Vries	4	0	0	0	0	2	0	0
Antti Pihlstrom	4	0	0	0	1	0	0	0
Jerred Smithson	4	0	0	0	1	0	0	0
Greg Zanon	4	0	0	0	2	4	0	0
Wade Belak	3	0	0	0	1	0	0	0
Ryan Jones	3	0	0	0	0	0	0	0
Jordin Tootoo	3	0	0	0	-1	12	0	0
Patric Hornqvist	1	0	0	0	0	0	0	0
Scott Nichol	1	0	0	0	0	0	0	0

Power Play: 0-12 0.0% / Penalty Killing: 9-9 100.0%

COYOTES

PLAYER	GP	G	A	P	+/-	PIM	PP	SH
Kyle Turris	3	2	0	2	1	0	0	0
Ed Jovanovski	4	1	1	2	-2	18	0	0
Enver Lisin	2	0	2	2	0	0	0	0
Joel Perrault	1	1	0	1	1	0	0	0
Zbynek Michalek	4	0	1	1	-3	2	0	0
Daniel Carcillo	3	0	1	1	-3	7	0	0
Olli Jokinen	3	0	1	1	-2	0	0	0
Keith Yandle	3	0	1	1	2	2	0	0
Mikkel Boedker	4	0	0	0	-2	2	0	0
Shane Doan	4	0	0	0	0	2	0	0
Martin Hanzal	4	0	0	0	-2	0	0	0
Ken Klee	4	0	0	0	1	8	0	0
Todd Fedoruk	3	0	0	0	-1	0	0	0
Joakim Lindstrom	3	0	0	0	1	0	0	0
Peter Mueller	3	0	0	0	-2	0	0	0
Steven Reinprecht	3	0	0	0	-1	0	0	0
Kurt Sauer	3	0	0	0	-3	0	0	0
Viktor Tikhonov	3	0	0	0	-2	0	0	0
Steven Goertzen	2	0	0	0	-1	2	0	0
David Hale	2	0	0	0	-2	0	0	0
Derek Morris	2	0	0	0	-1	0	0	0
Nigel Dawes	1	0	0	0	-1	0	0	0
Dmitri Kalinin	1	0	0	0	0	0	0	0
Matthew Lombardi	1	0	0	0	-1	0	0	0
Alexander Nikulin	1	0	0	0	-1	0	0	0
Petr Prucha	1	0	0	0	-1	0	0	0
Brandon Prust	1	0	0	0	0	0	0	0
David Schlemko	1	0	0	0	-2	0	0	0
Scottie Upshall	1	0	0	0	-1	2	0	0
Daniel Winnik	1	0	0	0	0	0	0	0

Power Play: 0-9 0.0% / Penalty Killing: 12-12 100.0%

GOALTENDING

PREDATORS

	GP	MIN	W-L-OT	GA	SA	SV	GAA	SV%
Pekka Rinne	3	180	3-0-0	2	74	72	0.67	.973
Dan Ellis	1	59	0-1-0	2	27	25	2.04	.926

COYOTES

	GP	MIN	W-L-OT	GA	SA	SV	GAA	SV%
Ilya Bryzgalov	4	238	1-3-0	8	134	126	2.02	.940

6751 White Out Way #200
Glendale, AZ 85305 • (623) 772-3200
GM: Don Maloney
Head Coach: Wayne Gretzky
PR: Jeff Holbrook, Sergey Kocharov, Rob Crean

	OVERALL							HOME							ROAD						
Season	**GP**	**W**	**L**	**OT**	**PTS**	**GF**	**GA**	**GP**	**W**	**L**	**OT**	**PTS**	**GF**	**GA**	**GP**	**W**	**L**	**OT**	**PTS**	**GF**	**GA**
1998-99	4	2	2	0	4	10	12	2	1	1	0	2	3	5	2	1	1	0	2	7	7
1999-00	4	1	2	1	3	13	16	2	0	1	1	1	7	10	2	1	1	0	2	6	6
2000-01	4	3	1	0	6	14	11	2	2	0	0	4	8	4	2	1	1	0	2	6	7
2001-02	4	0	4	0	0	6	11	2	0	2	0	0	2	4	2	0	2	0	0	4	7
2002-03	4	1	2	1	3	6	8	2	1	1	0	2	5	5	2	0	1	1	1	1	3
2003-04	4	3	0	1	7	18	9	2	1	0	1	3	7	6	2	2	0	0	4	11	3
2005-06	4	3	1	0	6	15	10	2	2	0	0	4	7	1	2	1	1	0	2	8	9
2006-07	4	2	2	0	4	12	8	2	2	0	0	4	8	2	2	0	2	0	0	4	6
2007-08	4	2	1	1	5	15	15	2	1	1	0	2	6	8	2	1	0	1	3	9	7
2008-09	4	3	1	0	6	9	4	2	2	0	0	4	6	2	2	1	1	0	2	3	2
Totals	**40**	**20**	**16**	**4**	**44**	**118**	**104**	**20**	**12**	**6**	**2**	**26**	**59**	**47**	**20**	**8**	**10**	**2**	**18**	**59**	**57**

OT column includes both ties and overtime losses in 1999-00 (one home tie), 2000-01, 2001-02, 2002-03 (one road OTL) and 2003-04 (one home tie).
OT column includes ties in 1998-99 (one home tie).

	DATE	VISITOR		HOME		
2005-06	October 13, 2005	**NASHVILLE**	5	Phoenix	4	SO
	March 16, 2006	Phoenix	0	**NASHVILLE**	2	
	March 28, 2006	Nashville	3	**PHOENIX**	5	
	April 15, 2006	Phoenix	1	**NASHVILLE**	5	
2006-07	October 14, 2006	Phoenix	1	**NASHVILLE**	4	
	December 4, 2006	Nashville	2	**PHOENIX**	3	
	February 1, 2007	Nashville	2	**PHOENIX**	3	
	February 19, 2007	Phoenix	1	**NASHVILLE**	4	

	DATE	VISITOR		HOME		
2007-08	October 11, 2007	**PHOENIX**	6	Nashville	3	
	January 24, 2008	Nashville	3	**PHOENIX**	4	OT
	February 2, 2008	Phoenix	2	**NASHVILLE**	3	OT
	February 10, 2008	**NASHVILLE**	6	Phoenix	3	
2008-09	December 18, 2008	Nashville	1	**PHOENIX**	2	
	February 3, 2009	Phoenix	1	**NASHVILLE**	2	
	February 26, 2009	Phoenix	1	**NASHVILLE**	4	
	March 14, 2009	**NASHVILLE**	2	Phoenix	0	

	OVERALL	AT NASHVILLE	AT PHOENIX
Current Trend	3 Nashville wins (2/3-3/14/09)	3 Nashville wins (2/2/08-2/26/09)	1 Nashville win (3/14/09)
Last Win	3/14/09 (2-0)	2/26/09 (4-1)	3/14/09 (2-0)
Last Loss	12/18/08 (1-2)	10/11/07 (3-6)	12/18/08 (1-2)
Last Tie	12/22/03 (3-3 OT)	12/22/03 (3-3 OT)	None
Overtime Record	4-2-2	2-0-2	2-2-0
Longest Unbeaten Streak	6 (5-0-1-0, 12/22/03-3/16/06)	7 (6-0-1-0, 1/11/03-2/19/07)	3 (3-0-0, 12/27/03-10/13/05)
Longest Winning Streak	5 (12/27/03-3/16/05)	5 (1/15/04-2/19/07)	3 (12/27/03-10/13/05)
Longest Winless Streak	6 (0-5-0-1, 11/29/01-11/3/02)	3 (twice, last 0-3-0-0, 1/21-10/22/02)	5 (0-4-0-1, 3/6/01-4/4/03)
Longest Losing Streak	6 (11/29/01-11/3/02)	3 (1/21-10/22/02)	5 (3/6/01-4/4/03)
Most Goals by Nashville	8 (2/21/04, 8-2)	5 (4/15/06, 5-1)	8 (2/21/04, 8-2)
Most Goals by Phoenix	6 (three times, last 10/11/07, 3-6)	6 (twice, last 10/11/07, 3-6)	6 (4/14/02, 4-6)
Most Goals by Both Teams	10 (twice, last 2/21/04, 8-2)	9 (twice, last 10/11/07, 3-6)	10 (twice, last 2/21/04, 8-2)
Last Five Games	4-1-0	4-1-0	2-2-1
Last Ten Games	6-3-1	8-1-1-0	5-1-0-1
Last Transaction	6/21/08: Acquired Toronto's second-round selection (Roman Josi) in the 2008 NHL Entry Draft for a second-round selection (traded to Florida; Florida selected Colby Robak) and a third-round selection (Mathieu Brodeur) in the 2008 NHL Entry Draft.		
Series Notes	3/14/09: Pekka Rinne turned aside all 18 shots he faced for his seventh shutout of the season, setting a franchise record, in a 2-0 victory at Jobing.com Arena... 2/2/08: Alexander Radulov scored 4:10 into overtime to lift Nashville to a 3-2 win at the Sommet Center...4/15/06: Goaltender Chris Mason was credited with a goal - a first in franchise history - in a 5-1 win at the Sommet Center... 12/27/03: Nashville won the first contest in Phoenix's Jobing.com Arena, 3-1... 12/22/03: Scott Walker notched his second career hat trick in a 3-3 tie at the Sommet Center... 3/29/01: David Legwand scored the game winner 36 seconds into overtime, capping a 4-3 come-from-behind win at the Sommet Center... 3/17/00: Greg Johnson scored the overtime game-winner (3:56) in a 4-3 win at Phoenix... 1/15/99: Tomas Vokoun recorded 31 saves en route to the franchise's first shutout victory (2-0).		
2009-10 Schedule		2/2/10: Phoenix at Nashville	1/21/10: Nashville at Phoenix
		3/25/10: Phoenix at Nashville	4/7/10: Nashville at Phoenix

PITTSBURGH PENGUINS

2008-09 Season Series

@ NASHVILLE

Date	Score	W/ Goal
08 Jan '09	PIT 3 @ NSH 5	Ryan Suter

@ PITTSBURGH

Date	Score	W/ Goal
	no games	

* overtime ** shootout

GOALS BY PERIOD

	1st	2nd	3rd	OT	Total
Nashville	0	3	2	--	5
Pittsburgh	1	2	0	--	3

SHOTS BY PERIOD

	1st	2nd	3rd	OT	Total
Nashville	13	17	5	--	35
Pittsburgh	5	5	15	--	25

INDIVIDUAL SCORING

PREDATORS

PLAYER	GP	G	A	P	+/-	PIM	PP	SH
Martin Erat	1	1	1	2	-1	0	0	0
David Legwand	1	1	1	2	0	0	0	1
Greg Zanon	1	1	1	2	2	0	0	0
Jerred Smithson	1	1	0	1	1	0	0	0
Ryan Suter	1	1	0	1	-2	0	1	0
Jason Arnott	1	0	1	1	-2	2	0	0
Dan Hamhuis	1	0	1	1	2	0	0	0
Ryan Jones	1	0	1	1	0	0	0	0
Joel Ward	1	0	1	1	2	0	0	0
Shea Weber	1	0	1	1	-2	0	0	0
Radek Bonk	1	0	0	0	2	0	0	0
J.P. Dumont	1	0	0	0	0	0	0	0
Vernon Fiddler	1	0	0	0	0	0	0	0
Kevin Klein	1	0	0	0	1	0	0	0
Ville Koistinen	1	0	0	0	1	0	0	0
Antti Pihlstrom	1	0	0	0	0	2	0	0
Michael Santorelli	1	0	0	0	0	0	0	0
Jordin Tootoo	1	0	0	0	0	2	0	0

Power Play: 1-3 33.3% / Penalty Killing: 3-3 100.0%

PENGUINS

PLAYER	GP	G	A	P	+/-	PIM	PP	SH
Sidney Crosby	1	0	2	2	-1	0	0	0
Jordan Staal	1	1	0	1	1	0	0	0
Petr Sykora	1	1	0	1	-1	0	0	0
Maxime Talbot	1	1	0	1	1	0	0	0
Matt Cooke	1	0	1	1	1	0	0	0
Tyler Kennedy	1	0	1	1	-1	0	0	0
Philippe Boucher	1	0	0	0	-1	0	0	0
Mark Eaton	1	0	0	0	-1	2	0	0
Eric Godard	1	0	0	0	0	0	0	0
Alex Goligoski	1	0	0	0	-1	0	0	0
Dustin Jeffrey	1	0	0	0	1	0	0	0
Kris Letang	1	0	0	0	1	0	0	0
Evgeni Malkin	1	0	0	0	-3	0	0	0
Brooks Orpik	1	0	0	0	-1	0	0	0
Miroslav Satan	1	0	0	0	-1	2	0	0
Rob Scuderi	1	0	0	0	3	2	0	0
Tim Wallace	1	0	0	0	0	0	0	0
Ryan Whitney	1	0	0	0	-3	0	0	0

Power Play: 0-3 0.0% / Penalty Killing: 2-3 66.7%

GOALTENDING

PREDATORS

	GP	Min	W-L-OT	GA	SA	SV	GAA	SV%
Pekka Rinne	1	37	1-0-0	1	18	17	1.64	.944
Dan Ellis	1	23	0-0-0	2	7	5	5.11	.714

PENGUINS

	GP	Min	W-L-OT	GA	SA	SV	GAA	SV%
Marc-Andre Fleury	1	59	0-1-0	4	34	30	4.05	.882

Mellon Arena • 66 Mario Lemieux Place
Pittsburgh, PA 15219 • (412) 642-1300
GM: Ray Shero
Head Coach: Dany Bylsma
PR: Frank Buonomo, Jennifer Bullano, Erik Heasley

	OVERALL							HOME							ROAD						
Season	**GP**	**W**	**L**	**OT**	**PTS**	**GF**	**GA**	**GP**	**W**	**L**	**OT**	**PTS**	**GF**	**GA**	**GP**	**W**	**L**	**OT**	**PTS**	**GF**	**GA**
1998-99	2	0	1	1	1	3	4	1	0	1	0	0	2	3	1	0	0	1	1	1	1
1999-00	2	1	1	0	2	6	8	1	1	0	0	2	4	2	1	0	1	0	0	2	6
2000-01	2	1	1	0	2	4	4	1	0	1	0	0	1	3	1	1	0	0	2	3	1
2001-02	1	1	0	0	2	5	0	1	1	0	0	2	5	0	0	0	0	0	0	0	0
2002-03	2	1	0	1	3	8	2	1	1	0	0	2	6	0	1	0	0	1	1	2	2
2003-04	2	2	0	0	4	12	6	1	1	0	0	2	3	2	1	1	0	0	2	9	4
2005-06	1	1	0	0	2	5	4	1	1	0	0	2	5	4	0	0	0	0	0	0	0
2006-07	1	0	1	0	0	1	4	0	0	0	0	0	0	0	1	0	1	0	0	1	4
2008-09	1	1	0	0	2	5	3	1	1	0	0	2	5	3	0	0	0	0	0	0	0
Totals	**14**	**8**	**4**	**2**	**18**	**49**	**35**	**8**	**6**	**2**	**0**	**12**	**31**	**17**	**6**	**2**	**2**	**2**	**6**	**18**	**18**

OT column includes both ties and overtime losses in 1999-00, 2000-01, 2001-02, 2002-03 (one road tie) and 2003-04. OT column includes ties in 1998-99 (one road tie).

	DATE	VISITOR		HOME		
1998-99	February 13, 1999	**PITTSBURGH**	3	Nashville	2	OT
	March 20, 1999	Nashville	1	Pittsburgh	1	OT
1999-00	November 13, 1999	Nashville	2	**PITTSBURGH**	6	
	January 15, 2000	Pittsburgh	2	**NASHVILLE**	4	
2000-01	October 7, 2000	**NASHVILLE**	3	Pittsburgh	1	
	October 8, 2000	**PITTSBURGH**	3	Nashville	1	
2001-02	November 23, 2001	Pittsburgh	0	**NASHVILLE**	5	
2002-03	February 27, 2003	Pittsburgh	0	**NASHVILLE**	6	
	March 12, 2003	Nashville	2	Pittsburgh	2	OT
2003-04	January 1, 2004	Pittsburgh	2	**NASHVILLE**	3	
	March 4, 2004	**NASHVILLE**	9	Pittsburgh	4	
2005-06	January 15, 2006	Pittsburgh	4	**NASHVILLE**	5	
2006-07	February 6, 2007	Nashville	1	**PITTSBURGH**	4	
2008-09	January 8, 2009	Pittsburgh	3	**NASHVILLE**	5	

	OVERALL	AT NASHVILLE	AT PITTSBURGH
Current Trend	1 Nashville win (1/8/09)	5 Nashville wins (11/23/01-1/9/08)	1 Pittsburgh win (2/6/07)
Last Win	1/8/09 (5-3)	1/8/09 (5-3)	3/4/04 (9-4)
Last Loss	2/6/07 (1-4)	10/8/00 (1-3)	2/6/07 (1-4)
Last Tie	3/12/03 (2-2 OT)	None	3/12/03 (2-2 OT)
Overtime Record	0-1-2	0-1-0	0-0-2
Longest Unbeaten Streak	6 (5-0-1-0, 11/23/01-1/15/06)	5 (5-0-0-0, 11/23/01-1/9/09)	3 (2-0-1-0, 10/7/00-3/4/04)
Longest Winning Streak	3 (1/1/04-1/15/06)	5 (11/23/01-1/9/09)	None
Longest Winless Streak	3 (0-2-1-0, 2/13-11/13/99)	None	2 (0-1-1-0, 3/20-11/13/99)
Longest Losing Streak	None	None	None
Most Goals by Nashville	9 (3/4/04, 9-4)	6 (2/27/03, 6-0)	9 (3/4/04, 9-4)
Most Goals by Pittsburgh	6 (11/13/99, 2-6)	4 (1/15/06, 5-4)	6 (11/13/99, 2-6)
Most Goals by Both Teams	13 (3/4/04, 9-4)	9 (1/15/06, 5-4)	13 (3/4/04, 9-4)
Last Five Games	4-1-0-0	5-0-0-0	2-2-1-0
Last Ten Games	7-2-1-0	6-1-0-1	2-2-2-0
Last Transaction	7/19/06: Acquired a third-round selection in the 2007 NHL Entry Draft (Ryan Thang) for forwards Dominic Moore and Libor Pivko.		
Series Notes	1/9/09: The Predators rallied from a three-goal deficit for a 5-3 win over the Penguins at the Sommet Center... 3/4/04: Nashville tied a franchise-record with nine goals - including a record six on the power play - in a 9-4 victory at the Mellon Arena. The win was Nashville's first at Mellon, and Dan Hamhuis set a franchise record for points by a rookie (1g-4a) and matched the team's all-time mark for points in a single game... 2/27/03: Greg Johnson registered three points (2g-1a) and Tomas Vokoun made 22 saves as Nashville downed Pittsburgh 6-0 at the Sommet Center... 10/7-10/8/00: Nashville and Pittsburgh opened the 2000-01 season with a two-game head-to-head series at the Saitama Super Arena outside Tokyo, Japan. The first game (3-1 Nashville win) was designated a home game for Pittsburgh, and the second game (3-1 Pittsburgh win) was a Nashville home contest.		
2009-10 Schedule		None	2/14/09: Nashville at Pittsburgh

ST. LOUIS BLUES

2008-09 SEASON SERIES

@ NASHVILLE

Date	Score	W/ Goal
19 Feb '09 *	STL 2 @ NSH 1	Keith Tkachuk
12 Feb '09 **	STL 3 @ NSH 4	Steve Sullivan
25 Nov '08 **	STL 1 @ NSH 0	David Perron

@ ST LOUIS

Date	Score	W/ Goal
21 Feb '09 *	NSH 1 @ STL 0	Shea Weber
08 Dec '08	NSH 3 @ STL 6	Brandon Crombeen
10 Oct '08	NSH 2 @ STL 5	Brad Boyes

* overtime ** shootout

GOALS BY PERIOD

	1st	2nd	3rd	OT	Total
Nashville	4	3	2	1	10
St Louis	5	7	3	1	16

SHOTS BY PERIOD

	1st	2nd	3rd	OT	Total
Nashville	57	61	45	12	175
St Louis	49	59	42	8	158

INDIVIDUAL SCORING

PREDATORS

PLAYER	GP	G	A	P	+/-	PIM	PP	SH
Ryan Suter	6	1	4	5	-1	4	0	0
Jason Arnott	6	1	2	3	3	2	0	0
J.P. Dumont	6	1	2	3	1	2	0	0
David Legwand	6	0	3	3	-6	6	0	0
Kevin Klein	4	2	0	2	2	0	0	0
Joel Ward	6	1	1	2	0	0	0	0
Shea Weber	6	1	1	2	-1	6	0	0
Steve Sullivan	3	1	1	2	2	2	0	0
Scott Nichol	3	0	2	2	2	2	0	0
Dan Hamhuis	6	1	0	1	-3	4	1	0
Antti Pihlstrom	5	1	0	1	-1	0	1	0
Vernon Fiddler	5	0	1	1	-1	2	0	0
Jordin Tootoo	5	0	1	1	1	4	0	0
Ryan Jones	2	0	1	1	-1	2	0	0
Greg de Vries	6	0	0	0	2	6	0	0
Martin Erat	6	0	0	0	-6	6	0	0
Jerred Smithson	6	0	0	0	0	2	0	0
Greg Zanon	6	0	0	0	-3	4	0	0
Radek Bonk	5	0	0	0	0	0	0	0
Wade Belak	4	0	0	0	1	10	0	0
Ville Koistinen	2	0	0	0	0	0	0	0
Rich Peverley	2	0	0	0	0	2	0	0
Patric Hornqvist	1	0	0	0	-1	0	0	0
Nick Tarnasky	1	0	0	0	0	0	0	0

Power Play: 2-20 10.0% / Penalty Killing: 20-26 76.9%

BLUES

PLAYER	GP	G	A	P	+/-	PIM	PP	SH
Brad Boyes	6	2	4	6	3	2	1	0
B.J. Crombeen	5	3	2	5	2	0	0	0
Keith Tkachuk	6	3	1	4	1	12	2	0
David Backes	6	2	2	4	2	4	1	0
David Perron	6	1	3	4	0	4	0	0
Andy McDonald	4	1	3	4	0	0	0	0
Patrik Berglund	5	1	2	3	1	0	1	0
Jay McClement	6	0	3	3	0	0	0	0
Barret Jackman	6	1	1	2	-3	4	0	0
Brad Winchester	5	1	1	2	2	2	0	0
Alexander Steen	4	1	1	2	0	0	1	0
Paul Kariya	1	0	2	2	0	0	0	0
Carlo Colaiacovo	4	0	1	1	1	0	0	0
T.J. Oshie	4	0	1	1	-1	0	0	0
Chris Porter	2	0	1	1	0	0	0	0
Lee Stempniak	1	0	1	1	-1	0	0	0
Cam Janssen	6	0	0	0	1	14	0	0
Jay McKee	6	0	0	0	-1	4	0	0
Roman Polak	5	0	0	0	1	0	0	0
Jeff Woywitka	5	0	0	0	2	0	0	0
Eric Brewer	3	0	0	0	1	2	0	0
Mike Weaver	3	0	0	0	0	0	0	0
Cam Paddock	2	0	0	0	-1	0	0	0
Yan Stastny	2	0	0	0	-1	0	0	0
Steve Wagner	2	0	0	0	-1	2	0	0
Alex Pietrangelo	1	0	0	0	1	0	0	0
Steve Regier	1	0	0	0	0	0	0	0
Tyson Strachan	1	0	0	0	1	0	0	0

Power Play: 6-26 23.1% / Penalty Killing: 18-20 90.0%

GOALTENDING

PREDATORS

	GP	Min	W-L-OT	GA	SA	SV	GAA	SV%
Pekka Rinne	4	249	2-1-1	10	118	108	2.41	.915
Dan Ellis	2	125	0-1-1	5	39	34	2.40	.872

BLUES

	GP	Min	W-L-OT	GA	SA	SV	GAA	SV%
Chris Mason	4	255	2-0-2	5	132	127	1.18	.962
Manny Legace	2	120	2-0-0	5	43	38	2.51	.884

Scottrade Center • 1401 Clark Ave.
St. Louis, MO 63103 • (314) 622-2500
GM: Larry Pleau
Head Coach: Andy Murray
PR: Mike Caruso, Rich Jankowski

	OVERALL							HOME							ROAD						
Season	**GP**	**W**	**L**	**OT**	**PTS**	**GF**	**GA**	**GP**	**W**	**L**	**OT**	**PTS**	**GF**	**GA**	**GP**	**W**	**L**	**OT**	**PTS**	**GF**	**GA**
1998-99	6	2	4	0	4	14	25	3	1	2	0	2	9	13	3	1	2	0	2	5	12
1999-00	6	1	3	2	4	11	16	3	0	2	1	1	5	8	3	1	1	1	3	6	8
2000-01	5	2	3	0	4	9	12	3	1	2	0	2	5	9	2	1	1	0	2	4	3
2001-02	5	0	4	1	1	9	21	2	0	1	1	1	4	6	3	0	3	0	0	5	15
2002-03	5	1	2	2	4	5	13	3	1	1	1	3	4	4	2	0	1	1	1	1	9
2003-04	6	2	3	1	5	10	12	3	2	1	0	4	8	6	3	0	2	1	1	2	6
2005-06	8	8	0	0	16	25	10	4	4	0	0	8	12	6	4	4	0	0	8	13	4
2006-07	8	7	1	0	14	26	16	4	4	0	0	8	13	7	4	3	1	0	6	13	9
2007-08	8	5	2	1	11	24	20	4	3	0	1	7	13	9	4	2	2	0	4	11	11
2008-09	6	2	2	2	6	11	17	3	1	0	2	4	5	6	3	1	2	0	2	6	11
Totals	**63**	**30**	**24**	**9**	**69**	**144**	**162**	**32**	**17**	**9**	**6**	**40**	**78**	**74**	**31**	**13**	**15**	**3**	**29**	**66**	**88**

OT column includes both ties and overtime losses in 1999-00 (one home tie & one road OTL), 2000-01, 2001-02 (one home tie), 2002-03 (one home tie & one road OTL) and 2003-04 (one road tie). OT column includes ties in 1998-99.

	DATE	VISITOR		HOME		
2005-06	October 15, 2005	**NASHVILLE**	4	St. Louis	1	
	October 20, 2005	St. Louis	2	**NASHVILLE**	3	SO
	November 12, 2005	St. Louis	1	**NASHVILLE**	3	
	January 4, 2006	**NASHVILLE**	4	St. Louis	3	
	March 20, 2006	St. Louis	2	**NASHVILLE**	4	
	April 1, 2006	St. Louis	1	**NASHVILLE**	2	
	April 6, 2006	**NASHVILLE**	3	St. Louis	0	
	April 11, 2006	**NASHVILLE**	2	St. Louis	0	
2006-07	November 30, 2006	**NASHVILLE**	5	St. Louis	4	
	December 16, 2006	St. Louis	2	**NASHVILLE**	3	SO
	December 17, 2006	**NASHVILLE**	2	St. Louis	1	OT
	December 26, 2006	St. Louis	2	**NASHVILLE**	3	SO
	January 6, 2007	St. Louis	2	**NASHVILLE**	3	
	January 27, 2007	**NASHVILLE**	6	St. Louis	3	
	Frebruary 16, 2007	Nashville	0	**ST. LOUIS**	1	
	April 5, 2007	St. Louis	1	**NASHVILLE**	4	

	DATE	VISITOR		HOME		
2007-08	October 10, 2007	Nashville	1	**ST. LOUIS**	4	
	November 17, 2007	**ST. LOUIS**	3	Nashville	2	SO
	November 19, 2007	Nashville	1	**ST. LOUIS**	2	
	January 19, 2008	**NASHVILLE**	5	St. Louis	2	
	January 21, 2008	St. Louis	3	**NASHVILLE**	6	
	February 16, 2008	St. Louis	1	**NASHVILLE**	2	OT
	April 1, 2008	**NASHVILLE**	4	St. Louis	3	OT
	April 3, 2008	St. Louis	2	**NASHVILLE**	3	
2008-09	October 10, 2008	Nashville	2	**ST. LOUIS**	5	
	November 25, 2008	**ST. LOUIS**	1	Nashville	0	SO
	December 8, 2008	Nashville	3	**ST. LOUIS**	6	
	February 12, 2009	St. Louis	3	**NASHVILLE**	4	SO
	February 19, 2009	**ST. LOUIS**	2	Nashville	1	OT
	February 21, 2009	**NASHVILLE**	1	St. Louis	0	OT

	OVERALL	AT NASHVILLE	AT ST. LOUIS
Current Trend	1 Nashville win (2/21/09)	1 St. Louis win (2/19/09)	1 Nashville win (2/21/09)
Last Win	2/21/09 (1-0 OT)	2/12/09 (4-3 SO)	2/21/09 (1-0 OT)
Last Loss	2/19/09 (1-2 OT)	2/19/09 (1-2 OT)	12/8/08 (3-6)
Last Tie	3/11/04 (1-1 OT)	12/12/02 (2-2 OT)	3/11/04 (1-1 OT)
Overtime Record	9-5-4	6-3-3	3-2-1
Longest Unbeaten Streak	14 (14-0-0-0, 10/15/05-1/27/07)	8 (8-0-0, 10/20/05-4/5/07)	8 (7-0-1-0, 3/11/04-1/27/07)
Longest Winning Streak	14 (10/15/05-1/27/07)	8 (10/20/05-4/5/07)	7 (10/15/05-1/27/07)
Longest Winless Streak	8 (0-6-2-0, 4/7/01-12/12/02)	7 (0-6-1-0, 1/1/99-11/24/00)	9 (0-7-1-1, 4/7/01-3/11/04)
Longest Losing Streak	5 (12/30/01-10/30/02)	3 (twice, last 2/18-11/24/00)	8 (4/7/01-12/6/03)
Most Goals by Nashville	6 (twice, last 1/22/08, 6-3)	6 (1/22/08, 6-3)	6 (1/27/07, 6-3)
Most Goals by St. Louis	7 (twice, last 10/30/02, 0-7)	6 (1/1/99, 5-6)	7 (twice, last 10/30/02, 0-7)
Most Goals by Both Teams	11 (1/1/99, 5-6)	11 (1/1/99, 5-6)	9 (three times, last 1/27/07, 6-3)
Last Five Games	2-1-2	3-0-2	3-2-0
Last Ten Games	6-2-2	7-0-3	5-5-0
Last Transaction	6/27/09: Traded Philadelphia's seventh-round selection in the 2009 Entry Draft (Maxwell Tardy) for St. Louis' seventh-round selection in the 2010 Entry Draft.		
Series Notes	2/21/09: Shea Weber scored the only goal of the game at 2:36 of overtime, and Pekka Rinne stopped 30 shots in a 1-0 victory at Scottrade Center... 2/12/09: Jason Arnott scored with three seconds remaining in regulation and Steve Sullivan scored the lone goal of a shootout as the Predators rallied from a two-goal deficit in the third period to win 4-3 at the Sommet Center... 11/25/08: The Predators outshot St. Louis by the largest margin in franchise history (47-17), but were shutout in Chris Mason's first game against his former team - the first home shutout defeat since Jan. 15, 2004, a span of 148 home games... 4/3/08: Jan Hlavac assisted on all three Nashville goals as the Predators topped the Blues 3-2 in their regular season home finale...4/1/08: Rich Peverley scored at 1:43 of overtime to cap a 4-3 victory which saw the Predators overcome a three-goal deficit at the Scottrade Center... 2/19/08: Shea Weber scored 40 seconds into overtime to give Nashville a 2-1 win. The Predators held the Blues without a shot in both the third period and overtime, the first shotless period against in franchise history... 1/19/08: Scott Nichol scored a franchise record two shorthanded goals in the second period in a 5-2 over St. Louis at the Scottrade Center... 2/16/07: Manny Legace made 19 saves to backstop St. Louis to a 1-0 win at the Scottrade Center, snapping Nashville's 14-game winning streak against the Blues... 12/26/06: Nashville defeated St. Louis for the third straight time on overtime. Alexander Radulov scored the lone goal of the shootout in a 3-2 win at the Sommet Center... 4/6 & 4/11/06: Chris Mason shut out the Blues twice five days apart (3-0 and 2-0) at the Scottrade Center... 10/16/03: Dan Hamhuis scored his first career goal in a 4-1 win at the Sommet Center.		
2009-10 Schedule		11/12/09: St. Louis at Nashville	11/21/09: Nashville at St. Louis
		4/1/10: St. Louis at Nashville	12/29/09: Nashville at St. Louis
		4/10/10: St. Louis at Nashville	3/21/10: Nashville at St. Louis

SAN JOSE SHARKS

2008-09 Season Series

@ NASHVILLE

Date	Score	W/ Goal
26 Mar '09	S.J 2 @ NSH 3	Greg Zanon
17 Nov '08	S.J 4 @ NSH 1	Jody Shelley

@ SAN JOSE

Date	Score	W/ Goal
19 Mar '09 **	NSH 2 @ S.J 3	Jonathan Cheechoo
11 Nov '08 *	NSH 4 @ S.J 3	Ville Koistinen

* overtime ** shootout

GOALS BY PERIOD

	1st	2nd	3rd	OT	Total
Nashville	2	4	3	1	10
San Jose	6	4	1	0	11

SHOTS BY PERIOD

	1st	2nd	3rd	OT	Total
Nashville	29	51	37	4	121
San Jose	56	55	41	6	158

INDIVIDUAL SCORING

PREDATORS

PLAYER	GP	G	A	P	+/-	PIM	PP	SH
Radek Bonk	3	1	3	4	3	0	1	0
Shea Weber	4	0	3	3	2	4	0	0
Vernon Fiddler	4	2	0	2	0	4	0	1
Ryan Suter	4	1	1	2	1	6	0	0
Martin Erat	3	1	1	2	0	0	0	0
David Legwand	3	1	1	2	0	2	0	1
J.P. Dumont	4	0	2	2	0	0	0	0
Dan Hamhuis	4	0	2	2	3	0	0	0
Greg Zanon	4	1	0	1	4	2	0	0
Joel Ward	3	1	0	1	0	0	0	0
Jason Arnott	2	1	0	1	1	2	0	0
Ville Koistinen	2	1	0	1	-1	2	0	0
Greg de Vries	4	0	1	1	-3	14	0	0
Jerred Smithson	4	0	1	1	2	2	0	0
Patric Hornqvist	3	0	1	1	0	0	0	0
Rich Peverley	2	0	1	1	-1	2	0	0
Steve Sullivan	2	0	1	1	0	0	0	0
Scott Nichol	4	0	0	0	0	9	0	0
Jordin Tootoo	4	0	0	0	0	22	0	0
Ryan Jones	3	0	0	0	0	0	0	0
Kevin Klein	2	0	0	0	0	0	0	0
Antti Pihlstrom	2	0	0	0	0	0	0	0
Cal O'Reilly	1	0	0	0	1	2	0	0
Nick Tarnasky	1	0	0	0	0	0	0	0

Power Play: 1-14 7.1% / Penalty Killing: 17-22 77.3%

SHARKS

PLAYER	GP	G	A	P	+/-	PIM	PP	SH
Devin Setoguchi	4	4	4	8	1	2	2	0
Patrick Marleau	4	1	3	4	1	2	0	0
Joe Thornton	4	0	4	4	1	5	0	0
Rob Blake	3	2	1	3	-2	2	2	0
Milan Michalek	4	1	1	2	-4	0	0	0
Christian Ehrhoff	4	0	2	2	-2	2	0	0
Dan Boyle	3	0	2	2	-2	0	0	0
Joe Pavelski	4	1	0	1	-5	2	1	0
Jody Shelley	4	1	0	1	1	12	0	0
Tomas Plihal	2	1	0	1	-1	2	0	0
Brad Lukowich	4	0	1	1	-1	6	0	0
Brad Staubitz	4	0	1	1	1	12	0	0
Marcel Goc	3	0	1	1	1	2	0	0
Douglas Murray	4	0	0	0	2	2	0	0
Marc-Edouard Vlasic	4	0	0	0	1	0	0	0
Jeremy Roenick	3	0	0	0	-1	2	0	0
Jonathan Cheechoo	2	0	0	0	1	0	0	0
Ryane Clowe	2	0	0	0	-2	0	0	0
Jamie McGinn	2	0	0	0	0	0	0	0
Travis Moen	2	0	0	0	0	0	0	0
Alexei Semenov	2	0	0	0	-2	2	0	0
Ryan Vesce	2	0	0	0	0	2	0	0
Tom Cavanagh	1	0	0	0	0	0	0	0
Mike Grier	1	0	0	0	-2	0	0	0

Power Play: 5-22 22.7% / Penalty Killing: 13-14 92.9%

GOALTENDING

PREDATORS

	GP	Min	W-L-OT	GA	SA	SV	GAA	SV%
Pekka Rinne	2	125	1-0-1	4	69	65	1.92	.942
Dan Ellis	2	122	1-1-0	7	89	82	3.43	.921

SHARKS

	GP	Min	W-L-OT	GA	SA	SV	GAA	SV%
Brian Boucher	2	122	1-0-1	5	62	57	2.47	.919
Evgeni Nabokov	2	123	1-1-0	5	59	54	2.44	.915

HP Pavilion at San Jose • 525 West Santa Clara St.
San Jose, CA 95113 • (408) 287-7070
GM: Doug Wilson
Head Coach: Todd McLellan
PR: Ken Arnold, Scott Emmert, Jim Sparaco, Tom Holy, Ryan Stenn

	OVERALL							HOME							ROAD						
Season	**GP**	**W**	**L**	**OT**	**PTS**	**GF**	**GA**	**GP**	**W**	**L**	**OT**	**PTS**	**GF**	**GA**	**GP**	**W**	**L**	**OT**	**PTS**	**GF**	**GA**
1998-99	4	2	2	0	4	10	10	2	1	1	0	2	5	5	2	1	1	0	2	5	5
1999-00	4	1	3	0	2	9	14	2	1	1	0	2	4	7	2	0	2	0	0	5	7
2000-01	4	2	2	0	4	11	10	2	0	2	0	0	3	7	2	2	0	0	4	8	3
2001-02	4	1	2	1	3	6	9	2	0	1	1	1	2	6	2	1	1	0	2	4	3
2002-03	4	2	1	1	5	11	8	2	1	1	0	2	5	4	2	1	0	1	3	6	4
2003-04	4	2	2	0	4	14	13	2	2	0	0	4	10	5	2	0	2	0	0	4	8
2005-06	4	2	0	2	6	9	9	2	2	0	0	4	5	3	2	0	0	2	2	4	6
2006-07	4	3	1	0	6	13	9	2	2	0	0	4	9	3	2	1	1	0	2	4	6
2007-08	4	0	4	0	0	6	14	2	0	2	0	0	3	7	2	0	2	0	0	3	7
2008-09	4	2	1	1	5	10	12	2	1	1	0	2	4	6	2	1	0	1	3	6	6
Totals	**40**	**17**	**18**	**5**	**39**	**99**	**108**	**20**	**10**	**9**	**1**	**21**	**50**	**53**	**20**	**7**	**9**	**4**	**18**	**49**	**55**

OT column includes both ties and overtime losses in 1999-00, 2000-01, 2001-02 (one home tie), 2002-03 (one road tie) and 2003-04.

OT column includes ties in 1998-99.

	DATE	VISITOR		HOME		
2005-06	October 5, 2005	San Jose	2	**NASHVILLE**	3	
	October 22, 2005	San Jose	1	**NASHVILLE**	2	
	November 22, 2005	Nashville	2	**SAN JOSE**	3	OT
	March 11, 2006	Nashville	2	**SAN JOSE**	3	OT
2006-07	October 26, 2006	San Jose	3	**NASHVILLE**	4	
	December 9, 2006	Nashville	1	**SAN JOSE**	3	
	February 14, 2007	San Jose	0	**NASHVILLE**	5	
	February 28, 2007	**NASHVILLE**	4	San Jose	3	SO

	DATE	VISITOR		HOME		
2007-08	October 20, 2007	Nashville	0	**SAN JOSE**	3	
	December 29, 2007	**SAN JOSE**	2	Nashville	5	
	February 9, 2008	Nashville	3	**SAN JOSE**	4	
	March 11, 2008	**SAN JOSE**	2	Nashville	1	
2008-09	November 11, 2008	**NASHVILLE**	4	San Jose	3	OT
	November 17, 2008	**SAN JOSE**	4	Nashville	1	
	March 19, 2009	Nashville	2	**SAN JOSE**	3	SO
	March 26, 2009	San Jose	2	**NASHVILLE**	3	

	OVERALL	AT NASHVILLE	AT SAN JOSE
Current Trend	1 Nashville win (3/26/09)	1 Nashville win (3/26/09)	1 San Jose win (3/19/09)
Last Win	3/26/09 (3-2)	3/26/09 (3-2)	11/11/08 (4-3 OT)
Last Loss	3/19/09 (2-3 SO)	11/17/08 (1-4)	3/19/09 (2-3 SO)
Last Tie	11/7/02 (2-2 OT)	12/23/01 (1-1 OT)	11/7/02 (2-2 OT)
Overtime Record	3-3-2	1-0-1	2-3-1
Longest Unbeaten Streak	4 (4-0-0-0, 1/31/04-10/22/05)	7 (7-0-0-0, 11/27/02-2/14/07)	3 (2-0-1-0, 3/5-12/7/02)
Longest Winning Streak	4 (1/31/04-10/22/05)	7 (11/27/02-2/14/07)	2 (1/13-3/10/01)
Longest Winless Streak	4 (twice, last 0-4-0, 10/20/07-3/11/08)	5 (0-4-1-0, 10/21/00-10/24/02)	5 (0-3-0-2, 11/22/03-12/9/06)
Longest Losing Streak	4 (twice, last 10/20/07-3/11/08)	3 (12/29/07-11/17/08)	5 (11/22/03-12/9/06)
Most Goals by Nashville	7 (2/18/04, 7-3)	7 (2/18/04, 7-3)	5 (1/13/01, 5-3)
Most Goals by San Jose	5 (four times, last 12/29/03, 2-5)	5 (three times, last 2/26/02, 1-5)	5 (12/29/03, 2-5)
Most Goals by Both Teams	10 (2/18/04, 7-3)	10 (2/18/04, 7-3)	8 (1/13/01, 5-3)
Last Five Games	2-2-1	2-3-0	2-2-1
Last Ten Games	4-5-1	7-3-0-0	2-5-0-3
Last Transaction	6/21/08: Acquired a seventh-round selection (Anders Lindback) in the 2008 NHL Entry Draft and Toronto's fourth-round selection in the 2009 NHL Entry Draft (Craig Smith) for a fourth-round selection in the 2008 NHL Entry Draft (Harri Sateri).		
Series Notes	3/26/09: Nashville scored three goals in a span of 2:38 in the second period to defeat San Jose 3-2 at the Sommet Center... 11/11/08: Dan Ellis made a franchise-record 54 saves and faced a club-record 57 shots in a 4-3 overtime victory at HP Pavilion... 2/14/07: Tomas Vokoun made 22 stops and Shea Weber scored twice in a 5-0 win at the Sommet Center... 10/26/06: Alexander Radulov scored his first NHL goal in a 4-3 win at the Sommet Center... 2/18/04: Steve Sullivan netted a hat trick and four points (3g-1a) in his first game as a Predator in a 7-3 win at the Sommet Center. Marek Zidlicky notched a franchise-record five assists/points... 1/31/04: Zidlicky scored the game winner with 16 seconds remaining in overtime in a 3-2 win at the Sommet Center... 11/27/02: Andreas Johansson recorded his first career hat trick in a 4-2 win at the Sommet Center... 3/5/02: Mike Dunham made 26 saves in a 2-0 victory at the HP Pavilion. Nashville and San Jose combined for five shots on goal in the first period, establishing a Predators' franchise record for fewest total shots in a single period.... 10/14/99: Nashville put a franchise-record 52 shots on goal in a 5-1 San Jose win at the Sommet Center.		
2009-10 Schedule		11/17/09: San Jose at Nashville	11/10/09: Nashville at San Jose
		2/6/10: San Jose at Nashville	3/11/10: Nashville at San Jose

TAMPA BAY LIGHTNING

2008-09 Season Series

@ NASHVILLE

Date	Score	W/ Goal
	no games	

@ TAMPA BAY

Date	Score	W/ Goal
21 Nov '08	NSH 1 @ T.B 4	Vincent Lecavalier

* overtime ** shootout

GOALS BY PERIOD

	1st	2nd	3rd	OT	Total
Nashville	1	0	0	--	1
Tampa Bay	3	1	0	--	4

SHOTS BY PERIOD

	1st	2nd	3rd	OT	Total
Nashville	11	15	9	--	35
Tampa Bay	10	7	7	--	24

INDIVIDUAL SCORING

PREDATORS

PLAYER	GP	G	A	P	+/-	PIM	PP	SH
Jordin Tootoo	1	1	0	1	1	0	0	0
Greg Zanon	1	0	1	1	0	2	0	0
Jason Arnott	1	0	0	0	-1	0	0	0
Radek Bonk	1	0	0	0	0	0	0	0
Greg de Vries	1	0	0	0	0	0	0	0
J.P. Dumont	1	0	0	0	-1	0	0	0
Martin Erat	1	0	0	0	-1	2	0	0
Vernon Fiddler	1	0	0	0	-1	0	0	0
Dan Hamhuis	1	0	0	0	-1	2	0	0
Ville Koistinen	1	0	0	0	-1	0	0	0
David Legwand	1	0	0	0	0	2	0	0
Scott Nichol	1	0	0	0	0	2	0	0
Rich Peverley	1	0	0	0	-2	2	0	0
Jerred Smithson	1	0	0	0	1	0	0	0
Ryan Suter	1	0	0	0	-1	0	0	0
Nick Tarnasky	1	0	0	0	-1	0	0	0
Joel Ward	1	0	0	0	-1	0	0	0
Shea Weber	1	0	0	0	-1	0	0	0

Power Play: 0-7 0.0% / Penalty Killing: 5-6 83.3%

LIGHTNING

PLAYER	GP	G	A	P	+/-	PIM	PP	SH
Ryan Malone	1	0	3	3	2	0	0	0
Vincent Lecavalier	1	2	0	2	0	0	1	0
Steven Stamkos	1	0	2	2	1	4	0	0
Vaclav Prospal	1	1	0	1	1	0	0	0
Mark Recchi	1	1	0	1	1	2	0	0
Marek Malik	1	0	1	1	1	0	0	0
Martin St. Louis	1	0	1	1	0	0	0	0
Evgeny Artyukhin	1	0	0	0	0	4	0	0
Ryan Craig	1	0	0	0	0	0	0	0
Steve Eminger	1	0	0	0	0	0	0	0
Adam Hall	1	0	0	0	0	0	0	0
Jussi Jokinen	1	0	0	0	1	0	0	0
Lukas Krajicek	1	0	0	0	0	0	0	0
Mike Lundin	1	0	0	0	1	0	0	0
Andrej Meszaros	1	0	0	0	1	2	0	0
Matt Pettinger	1	0	0	0	0	0	0	0
Paul Ranger	1	0	0	0	1	0	0	0
Radim Vrbata	1	0	0	0	0	0	0	0

Power Play: 1-6 16.7% / Penalty Killing: 7-7 100.0%

GOALTENDING

PREDATORS

	GP	Min	W-L-OT	GA	SA	SV	GAA	SV%
Dan Ellis	1	60	0-1-0	4	24	20	4.01	.833

LIGHTNING

	GP	Min	W-L-OT	GA	SA	SV	GAA	SV%
Mike Smith	1	60	1-0-0	1	35	34	1.00	.971

St. Pete Times Forum • 401 Channelside Drive
Tampa, FL 33602 • (813) 301-6500
GM: Brian Lawton
Head Coach: Rick Tocchett
PR: Bill Wickett, Brian Breseman

	OVERALL							HOME							ROAD						
Season	**GP**	**W**	**L**	**OT**	**PTS**	**GF**	**GA**	**GP**	**W**	**L**	**OT**	**PTS**	**GF**	**GA**	**GP**	**W**	**L**	**OT**	**PTS**	**GF**	**GA**
1998-99	2	1	1	0	2	5	3	1	0	1	0	0	2	3	1	1	0	0	2	3	0
1999-00	2	0	1	1	1	6	7	1	0	1	0	0	2	3	1	0	0	1	1	4	4
2000-01	1	1	0	0	2	3	2	1	1	0	0	2	3	2	0	0	0	0	0	0	0
2001-02	2	0	2	0	0	1	6	1	0	1	0	0	0	1	1	0	1	0	0	1	5
2002-03	2	1	0	1	3	5	4	1	1	0	0	2	3	2	1	0	0	1	1	2	2
2003-04	1	0	1	0	0	2	5	1	0	1	0	0	2	5	0	0	0	0	0	0	0
2005-06	1	0	1	0	0	3	4	0	0	0	0	0	0	0	1	0	1	0	0	3	4
2007-08	1	0	0	1	1	1	2	1	0	0	1	1	1	2	0	0	0	0	0	0	0
2008-09	1	0	1	0	0	1	4	0	0	0	0	0	0	0	1	0	1	0	0	1	4
Totals	**13**	**3**	**7**	**3**	**9**	**27**	**37**	**7**	**2**	**4**	**1**	**5**	**13**	**18**	**6**	**1**	**3**	**2**	**4**	**14**	**19**

OT column includes both ties and overtime losses in 1999-00 (one road tie), 2000-01, 2001-02, 2002-03 (one road tie) and 2003-04.
OT column includes ties in 1998-99.

	DATE	VISITOR		HOME		
1998-99	January 21, 1999	**TAMPA BAY**	3	Nashville	2	
	March 24, 1999	**NASHVILLE**	3	Tampa Bay	0	
1999-00	December 14, 1999	Nashville	4	Tampa Bay	4	OT
	February 26, 2000	**TAMPA BAY**	3	Nashville	2	
2000-01	February 18, 2001	Tampa Bay	2	**NASHVILLE**	3	
2001-02	December 26, 2001	**TAMPA BAY**	1	Nashville	0	
	March 10, 2002	Nashville	1	**TAMPA BAY**	5	
2002-03	December 21, 2002	Nashville	2	Tampa Bay	2	OT
	January 25, 2003	Tampa Bay	2	**NASHVILLE**	3	
2003-04	February 5, 2004	**TAMPA BAY**	5	Nashville	2	
2005-06	December 10, 2005	Nashville	3	**TAMPA BAY**	4	
2007-08	February 7, 2008	**TAMPA BAY**	2	Nashville	1	OT
2008-09	November 21, 2008	Nashville	1	**TAMPA BAY**	4	

	OVERALL	AT NASHVILLE	AT TAMPA BAY
Current Trend	4 Tampa Bay wins (2/5/04-11/21/08)	2 Tampa Bay wins (2/5/04-2/7/08)	T.B unbeaten in 5 (3-0-2-0, 12/14/99-11/21/08)
Last Win	1/25/03 (3-2)	1/25/03 (3-2)	3/24/99 (3-0)
Last Loss	11/21/08 (1-4)	2/7/08 (1-2 OT)	11/21/08 (1-4)
Last Tie	12/21/02 (2-2 OT)	None	12/21/02 (2-2 OT)
Overtime Record	0-1-2	0-1-0	0-0-2
Longest Unbeaten Streak	2 (twice, last 1-0-1-0, 12/21/02-1/25/03)	None	2 (1-0-1-0, 3/24-12/14/99)
Longest Winning Streak	None	None	None
Longest Winless Streak	4 (0-3-0-1, 2/5/04-11/21/08)	2 (twice, last 0-1-0-1, 2/5/04-2/7/08)	5 (0-3-2-0, 12/14/99-11/21/08)
Longest Losing Streak	4 (0-3-0-1, 2/5/04-11/21/08)	2 (twice, last 0-1-0-1, 2/5/04-2/7/08)	2 (12/10/05-11/21/08)
Most Goals by Nashville	4 (12/14/99, 4-4 OT)	3 (twice, last 1/25/03, 3-2)	4 (12/14/99, 4-4 OT)
Most Goals by Tampa Bay	5 (twice, last 2/5/04, 2-5)	5 (2/5/04, 2-5)	5 (3/10/02, 1-5)
Most Goals by Both Teams	8 (12/14/99, 4-4 OT)	7 (2/5/04, 2-5)	8 (12/14/99, 4-4 OT)
Last Five Games	1-3-0-1	2-2-0-1	0-3-2-0
Last Ten Games	2-6-1-1	2-4-0-1	1-3-2-0
Last Transaction	6/27/09: Traded Carolina's fifth-round selection in the 2009 Entry Draft (Michael Zador) for Tampa Bay's fifth-round selection in the 2010 Entry Draft.		
Series Notes	12/21/02: Tomas Vokoun stopped 38-of-40 shots, including 20 saves on 20 shots in the third period and overtime, in a 2-2 tie against the Lightning at the St. Pete Times Forum... 3/24/99: Mike Dunham made 27 saves to record his first shutout as a Predator, and Nashville's first road shutout, in a 3-0 victory.		
2009-10 Schedule		12/15/09: Tampa Bay at Nashville	None

TORONTO MAPLE LEAFS

2008-09 Season Series

@ NASHVILLE

Date	Score	W/ Goal
	no games	

@ TORONTO

Date	Score	W/ Goal
13 Jan '09	NSH 2 @ TOR 0	Radek Bonk

* overtime ** shootout

GOALS BY PERIOD

	1st	2nd	3rd	OT	Total
Nashville	0	0	2	--	2
Toronto	0	0	0	--	0

SHOTS BY PERIOD

	1st	2nd	3rd	OT	Total
Nashville	8	8	7	--	23
Toronto	6	7	4	--	17

INDIVIDUAL SCORING

PREDATORS

Player	GP	G	A	P	+/-	PIM	PP	SH
Martin Erat	1	0	2	2	1	0	0	0
Radek Bonk	1	1	0	1	0	2	1	0
David Legwand	1	1	0	1	1	0	0	0
Steve Sullivan	1	0	1	1	1	2	0	0
Shea Weber	1	0	1	1	1	0	0	0
Wade Belak	1	0	0	0	0	0	0	0
J.P. Dumont	1	0	0	0	0	0	0	0
Vernon Fiddler	1	0	0	0	0	0	0	0
Dan Hamhuis	1	0	0	0	0	0	0	0
Ryan Jones	1	0	0	0	0	0	0	0
Kevin Klein	1	0	0	0	0	0	0	0
Ville Koistinen	1	0	0	0	0	2	0	0
Antti Pihlstrom	1	0	0	0	0	0	0	0
Michael Santorelli	1	0	0	0	0	0	0	0
Jerred Smithson	1	0	0	0	0	2	0	0
Ryan Suter	1	0	0	0	1	0	0	0
Joel Ward	1	0	0	0	0	0	0	0
Greg Zanon	1	0	0	0	0	0	0	0

Power Play: 1-4 25.0% / Penalty Killing: 4-4 100.0%

MAPLE LEAFS

Player	GP	G	A	P	+/-	PIM	PP	SH
Nik Antropov	1	0	0	0	0	0	0	0
Jason Blake	1	0	0	0	-1	0	0	0
Andre Deveaux	1	0	0	0	0	0	0	0
Jonas Frogren	1	0	0	0	0	0	0	0
Niklas Hagman	1	0	0	0	0	0	0	0
Tomas Kaberle	1	0	0	0	0	0	0	0
Pavel Kubina	1	0	0	0	0	0	0	0
Brad May	1	0	0	0	0	0	0	0
Jamal Mayers	1	0	0	0	0	0	0	0
John Mitchell	1	0	0	0	0	0	0	0
Dominic Moore	1	0	0	0	-1	2	0	0
Alexei Ponikarovsky	1	0	0	0	0	0	0	0
Luke Schenn	1	0	0	0	-1	4	0	0
Jaime Sifers	1	0	0	0	0	0	0	0
Matt Stajan	1	0	0	0	0	0	0	0
Lee Stempniak	1	0	0	0	0	2	0	0
Jiri Tlusty	1	0	0	0	-1	0	0	0
Ian White	1	0	0	0	-1	0	0	0

Power Play: 0-4 0.0% / Penalty Killing: 3-4 75.0%

GOALTENDING

PREDATORS

	GP	Min	W-L-OT	GA	SA	SV	GAA	SV%
Pekka Rinne	1	60	1-0-0	0	17	17	0.00	1.000

MAPLE LEAFS

	GP	Min	W-L-OT	GA	SA	SV	GAA	SV%
Vesa Toskala	1	59	0-1-0	2	23	21	2.02	.913

Air Canada Centre • 40 Bay St. Suite 400
Toronto, ON M5J 2X2 • (416) 815-5700
GM: Brian Burke
Head Coach: Ron Wilson
PR: John Lashway, Pat Park, Craig Downey

	OVERALL							HOME							ROAD						
Season	**GP**	**W**	**L**	**OT**	**PTS**	**GF**	**GA**	**GP**	**W**	**L**	**OT**	**PTS**	**GF**	**GA**	**GP**	**W**	**L**	**OT**	**PTS**	**GF**	**GA**
1998-99	1	0	0	1	1	2	2	0	0	0	0	0	0	0	1	0	0	1	1	2	2
1999-00	1	1	0	0	2	4	2	0	0	0	0	0	0	0	1	1	0	0	2	4	2
2000-01	1	1	0	0	2	3	1	0	0	0	0	0	0	0	1	1	0	0	2	3	1
2001-02	2	1	1	0	2	6	6	1	1	0	0	2	3	2	1	0	1	0	0	3	4
2002-03	1	1	0	0	2	5	2	0	0	0	0	0	0	0	1	1	0	0	2	5	2
2003-04	1	0	1	0	0	1	2	0	0	0	0	0	0	0	1	0	1	0	0	1	2
2006-07	1	1	0	0	2	4	2	1	1	0	0	2	4	2	0	0	0	0	0	0	0
2007-08	1	0	1	0	0	1	3	0	0	0	0	0	0	0	1	0	1	0	0	1	3
2008-09	1	1	0	0	2	2	0	0	0	0	0	0	0	0	1	1	0	0	2	2	0
Totals	**10**	**6**	**3**	**1**	**13**	**28**	**20**	**2**	**2**	**0**	**0**	**4**	**7**	**4**	**8**	**4**	**3**	**1**	**9**	**21**	**16**

OT column includes both ties and overtime losses in 1999-00, 2000-01, 2001-02, 2002-03 and 2003-04. OT column includes ties in 1998-99 (one road tie).

	DATE	VISITOR		HOME		
1998-99	October 19, 1998	Nashville	2	Toronto	2	OT
1999-00	October 11, 1999	**NASHVILLE**	4	Toronto	2	
2000-01	December 20, 2000	**NASHVILLE**	3	Toronto	1	
2001-02	January 8, 2002	Nashville	3	**TORONTO**	4	
	January 17, 2002	Toronto	2	**NASHVILLE**	3	OT
2002-03	February 23, 2003	**NASHVILLE**	5	Toronto	2	
2003-04	January 6, 2004	Nashville	1	**TORONTO**	2	
2006-07	February 8, 2007	Toronto	2	**NASHVILLE**	4	
2007-08	December 4, 2007	Nashville	1	**TORONTO**	3	
2008-09	January 13, 2009	**NASHVILLE**	2	Toronto	0	

	OVERALL	AT NASHVILLE	AT TORONTO
Current Trend	1 Nashville win (1/13/09)	2 Nashville wins (1/17/02-2/8/07)	1 Nashville win (1/13/09)
Last Win	1/13/09 (2-0)	2/8/07 (4-2)	1/13/09 (2-0)
Last Loss	12/4/07 (1-3)	None	12/4/07 (1-3)
Last Tie	10/19/98 (2-2 OT)	None	10/19/98 (2-2 OT)
Overtime Record	1-0-1	1-0-0	0-0-1
Longest Unbeaten Streak	3 (2-0-1-0, 10/19/98-12/20/00)	2 (2-0-0-0, 1/17/02-2/8/07)	3 (2-0-1-0, 10/19/98-12/20/00)
Longest Winning Streak	2 (twice, last 1/17/02-2/23/03)	2 (1/17/02-2/8/07)	2 (10/11/99-12/20/00)
Longest Winless Streak	None	None	2 (0-2-0-0, 1/6/04-12/4/07)
Longest Losing Streak	None	None	2 (1/6/04-12/4/007)
Most Goals by Nashville	5 (2/23/03, 5-2)	4 (2/8/07, 4-2)	5 (2/23/03, 5-2)
Most Goals by Toronto	4 (1/8/02, 3-4)	2 (twice, last 2/8/07, 4-2)	4 (1/8/02, 3-4)
Most Goals by Both Teams	7 (twice, last 2/23/03, 5-2)	6 (2/8/07, 4-2)	7 (twice, last 2/23/03, 5-2)
Last Five Games	3-2-0-0	2-0-0-0	2-3-0-0
Last Ten Games	6-3-1-0	2-0-0-0	4-3-1-0
Last Transaction	12/31/02: Acquired forward Bob Wren for forward Nathan Perrott.		
Series Notes	1/13/09: Pekka Rinne stopped 17 shots and Steve Sullivan recorded his first point since Feb. 22, 2007 in a 2-0 victory at the Air Canada Centre... 12/4/07: Jason Arnott set a franchise record with 12 shots on goal in Toronto's 3-1 victory at the Air Canada Centre... 1/17/02: Greg Johnson scored 47 seconds into overtime to give Nashville a 3-2 victory in Toronto's first appearance at the Sommet Center… 10/11/99: David Legwand scored his first career NHL goal… 10/19/98: Nashville recorded its first tie in franchise history, 2-2 at Maple Leaf Garden.		
2009-10 Schedule		1/18/10: Toronto at Nashville	None

VANCOUVER CANUCKS

2008-09 Season Series

@ NASHVILLE

Date	Score	W/ Goal
01 Jan '09	VAN 2 @ NSH 1	Jason Jaffray
09 Dec '08	VAN 3 @ NSH 1	Alexander Edler

@ VANCOUVER

Date	Score	W/ Goal
28 Jan '09	NSH 5 @ VAN 3	J.P. Dumont
04 Nov '08	NSH 0 @ VAN 4	Kyle Wellwood

* overtime ** shootout

GOALS BY PERIOD

	1st	2nd	3rd	OT	Total
Nashville	2	3	2	--	7
Canucks	2	4	6	--	12

SHOTS BY PERIOD

	1st	2nd	3rd	OT	Total
Nashville	35	49	31	--	115
Canucks	34	42	50	--	126

INDIVIDUAL SCORING

PREDATORS

PLAYER	GP	G	A	P	+/-	PIM	PP	SH
Radek Bonk	4	1	2	3	-1	0	1	0
Martin Erat	4	1	2	3	-2	6	1	0
Dan Hamhuis	4	0	3	3	-2	0	0	0
J.P. Dumont	4	1	1	2	-2	2	1	0
Ryan Suter	4	0	2	2	-2	2	0	0
Jason Arnott	4	1	0	1	-2	19	1	0
David Legwand	4	1	0	1	-3	2	0	0
Joel Ward	4	1	0	1	1	0	0	0
Rich Peverley	2	1	0	1	0	5	0	0
Vernon Fiddler	4	0	1	1	1	0	0	0
Jordin Tootoo	3	0	1	1	1	9	0	0
Ryan Jones	2	0	1	1	-3	2	0	0
Jerred Smithson	4	0	0	0	-1	2	0	0
Shea Weber	4	0	0	0	-3	10	0	0
Greg Zanon	4	0	0	0	-2	2	0	0
Wade Belak	3	0	0	0	-1	7	0	0
Greg de Vries	3	0	0	0	-1	2	0	0
Kevin Klein	3	0	0	0	-1	6	0	0
Antti Pihlstrom	2	0	0	0	0	2	0	0
Patric Hornqvist	1	0	0	0	0	2	0	0
Ville Koistinen	1	0	0	0	-1	0	0	0
Scott Nichol	1	0	0	0	-1	0	0	0
Steve Sullivan	1	0	0	0	-1	0	0	0
Alexander Sulzer	1	0	0	0	0	0	0	0
Nick Tarnasky	1	0	0	0	0	5	0	0

Power Play: 4-23 17.4% / Penalty Killing: 18-22 81.8%

CANUCKS

PLAYER	GP	G	A	P	+/-	PIM	PP	SH
Henrik Sedin	4	0	4	4	2	2	0	0
Kyle Wellwood	4	2	1	3	2	0	1	0
Daniel Sedin	4	1	2	3	1	0	0	0
Kevin Bieksa	4	0	3	3	-1	4	0	0
Alex Burrows	4	2	0	2	1	11	0	0
Alexander Edler	4	1	1	2	0	4	1	0
Steve Bernier	4	0	2	2	2	0	0	0
Willie Mitchell	4	0	2	2	5	0	0	0
Mattias Ohlund	4	1	0	1	2	6	0	0
Mason Raymond	4	1	0	1	0	0	1	0
Pavol Demitra	2	1	0	1	2	0	0	0
Jason Jaffray	2	1	0	1	1	5	0	0
Ryan Johnson	2	1	0	1	2	2	0	0
Sami Salo	2	1	0	1	2	2	1	0
Ryan Kesler	4	0	1	1	1	7	0	0
Taylor Pyatt	3	0	1	1	0	4	0	0
Darcy Hordichuk	4	0	0	0	1	7	0	0
Shane O'Brien	4	0	0	0	0	19	0	0
Jannik Hansen	3	0	0	0	1	0	0	0
Rob Davison	2	0	0	0	1	4	0	0
Alexandre Bolduc	1	0	0	0	0	0	0	0
Mike Brown	1	0	0	0	0	0	0	0
Michel Ouellet	1	0	0	0	1	0	0	0
Mats Sundin	1	0	0	0	-2	2	0	0

Power Play: 4-22 18.2% / Penalty Killing: 19-23 82.6%

GOALTENDING

PREDATORS

	GP	Min	W-L-OT	GA	SA	SV	GAA	SV%
Pekka Rinne	2	118	1-1-0	5	59	54	2.54	.915
Dan Ellis	2	119	0-2-0	6	66	60	3.02	.909

CANUCKS

	GP	Min	W-L-OT	GA	SA	SV	GAA	SV%
Jason LaBarbera	1	60	1-0-0	1	32	31	1.00	.969
Curtis Sanford	1	60	1-0-0	1	21	20	1.00	.952
Roberto Luongo	2	119	1-1-0	4	61	57	2.02	.934

General Motors Place • 800 Griffiths Way
Vancouver, BC V6B 6G1 • (604) 899-4600
GM: Mike Gillis
Head Coach: Alain Vigneault
PR: T.C. Carling, Ben Brown, Stephanie Maniago

	OVERALL							HOME							ROAD						
Season	**GP**	**W**	**L**	**OT**	**PTS**	**GF**	**GA**	**GP**	**W**	**L**	**OT**	**PTS**	**GF**	**GA**	**GP**	**W**	**L**	**OT**	**PTS**	**GF**	**GA**
1998-99	4	3	1	0	6	18	14	2	2	0	0	4	9	5	2	1	1	0	2	9	9
1999-00	5	2	2	1	5	9	13	3	1	1	1	3	6	8	2	1	1	0	2	3	5
2000-01	4	0	3	1	1	10	17	2	0	1	1	1	6	9	2	0	2	0	0	4	8
2001-02	4	1	3	0	2	9	16	2	1	1	0	2	6	7	2	0	2	0	0	3	9
2002-03	4	1	3	0	2	10	16	2	1	1	0	2	4	5	2	0	2	0	0	6	11
2003-04	4	0	2	2	2	7	12	2	0	1	1	1	4	6	2	0	1	1	1	3	6
2005-06	4	3	1	0	6	14	7	2	2	0	0	4	8	1	2	1	1	0	2	6	6
2006-07	4	2	1	1	5	12	8	2	1	0	1	3	9	4	2	1	1	0	2	3	4
2007-08	4	1	2	1	3	9	14	2	0	1	1	1	4	8	2	1	1	0	2	5	6
2008-09	4	1	3	0	2	7	12	2	0	2	0	0	2	5	2	1	1	0	2	5	7
Totals	**41**	**14**	**21**	**6**	**34**	**105**	**129**	**21**	**8**	**8**	**5**	**21**	**58**	**58**	**20**	**6**	**13**	**1**	**13**	**47**	**71**

OT column includes both ties and overtime losses in 1999-00 (one home OTL), 2000-01 (one home tie), 2001-02, 2002-03 and 2003-04 (one home OTL & one road tie).
OT column includes ties in 1998-99.

	DATE	VISITOR		HOME		
2005-06	December 28, 2005	Nashville	3	**VANCOUVER**	4	
	March 2, 2006	Vancouver	1	**NASHVILLE**	3	
	March 9, 2006	**NASHVILLE**	3	Vancouver	2	OT
	March 14, 2006	Vancouver	0	**NASHVILLE**	5	
2006-07	October 21, 2006	**VANCOUVER**	4	Nashville	3	OT
	October 31, 2006	**NASHVILLE**	3	Vancouver	2	
	November 23, 2006	Vancouver	0	**NASHVILLE**	6	
	March 21, 2007	Nashville	0	**VANCOUVER**	2	

	DATE	VISITOR		HOME		
2007-08	November 1, 2007	**NASHVILLE**	3	Vancouver	0	
	December 6, 2007	**VANCOUVER**	5	Nashville	2	
	February 21, 2008	**VANCOUVER**	3	Nashville	2	SO
	March 6, 2008	Nashville	2	**VANCOUVER**	6	
2008-09	November 4, 2008	Nashville	0	**VANCOUVER**	4	
	December 9, 2008	**VANCOUVER**	3	Nashville	1	
	January 1, 2009	**VANCOUVER**	2	Nashville	1	
	January 28, 2009	**NASHVILLE**	5	Vancouver	3	

	OVERALL	AT NASHVILLE	AT VANCOUVER
Current Trend	1 Nashville win (1/28/09)	4 Vancouver wins (12/6/07-1/1/09)	1 Nashville win (1/28/09)
Last Win	1/28/09 (5-3)	11/23/06 (6-0)	1/28/09 (5-3)
Last Loss	1/1/09 (1-2)	1/1/09 (1-2)	11/4/08 (0-4)
Last Tie	3/16/04 (2-2 OT)	10/24/00 (4-4 OT)	3/16/04 (2-2 OT)
Overtime Record	1-4-2	0-4-1	1-0-1
Longest Unbeaten Streak	3 (twice, last 3-0-0-0, 3/2-3/14/06)	2 (three times, last 2-0-0-0, 3/2-3/14/06)	2 (2-0-0, 3/9-10/31/06)
Longest Winning Streak	3 (3/2-3/14/06)	2 (twice, last 3/2-3/14/06)	2 (3/9-10/31/06)
Longest Winless Streak	6 (twice, last 12/6/07-1/1/09)	4 (0-3-1, 12/6/07-1/1/09)	9 (0-8-1-0, 12/4/00-12/28/05)
Longest Losing Streak	6 (12/6/07-1/1/09)	4 (12/6/07-1/1/09)	7 (12/4/00-1/25/04)
Most Goals by Nashville	6 (three times, last 11/23/06, 6-0)	6 (twice, last 11/23/06, 6-0)	6 (12/19/98, 6-4)
Most Goals by Vancouver	7 (3/20/03, 3-7)	5 (three times, last 12/6/07, 2-5)	7 (3/20/03, 3-7)
Most Goals by Both Teams	10 (twice, last 3/20/03, 3-7)	9 (10/27/98, 5-4)	10 (twice, last 3/20/03, 3-7)
Last Five Games	1-4-0	1-3-1	2-3-0
Last Ten Games	3-6-1	3-4-0-3	4-5-1-0
Last Transaction	12/17/03: Acquired future considerations for defenseman Wade Brookbank.		
Series Notes	2/21/08: Roberto Luongo stopped 48 of 50 Nashville shots in Vancouver's 3-2 shootout win at the Sommet Center...11/1/07: Dan Ellis stopped 29 shots in a 3-0 win at GM Place...11/23/06: Tomas Vokoun & Chris Mason split a shutout as Nashville topped Vancouver 6-0 at the Sommet Center... 3/14/06: Tomas Vokoun made 31 saves as Nashville blanked Vancouver 5-0 at the Sommet Center... 3/9/06: David Legwand tied a modern-day NHL record by scoring only six seconds into overtime, giving Nashville a 3-2 win and ending a nine-game winless streak for the Predators at GM Place... 3/16/04: Nashville's Adam Hall scored the game-tying goal with 22 seconds remaining in regulation in a 2-2 tie at GM Place... 12/19/98: Sergei Krivokrasov and Sebastien Bordeleau each posted four points in a 6-4 win at GM Place. Vancouver's Markus Naslund became the first NHLer to convert a penalty-shot attempt against Nashville.		
2009-10 Schedule		12/8/09: Vancouver at Nashville	12/22/09: Nashville at Vancouver
		3/7/10: Vancouver at Nashville	1/11/10: Nashville at Vancouver

WASHINGTON CAPITALS

2008-09 Season Series

@ NASHVILLE

Date	Score	W/ Goal
10 Mar '09 *	WSH 2 @ NSH 1	Sergei Fedorov

@ WASHINGTON

Date	Score	W/ Goal
28 Oct '08 **	NSH 3 @ WSH 4	Michael Nylander

* overtime ** shootout

GOALS BY PERIOD

	1st	2nd	3rd	OT	Total
Nashville	2	1	1	0	4
Washington	2	1	1	1	5

SHOTS BY PERIOD

	1st	2nd	3rd	OT	Total
Nashville	14	16	23	1	54
Washington	32	17	20	7	76

INDIVIDUAL SCORING

PREDATORS

PLAYER	GP	G	A	P	+/-	PIM	PP	SH
J.P. Dumont	2	0	3	3	2	0	0	0
Jason Arnott	2	2	0	2	1	0	0	0
Ryan Suter	2	1	1	2	-2	0	0	0
Martin Erat	2	0	2	2	1	0	0	0
Ville Koistinen	1	1	0	1	0	0	1	0
Shea Weber	2	0	1	1	-1	2	0	0
Patric Hornqvist	1	0	1	1	0	0	0	0
Greg de Vries	2	0	0	0	0	4	0	0
Dan Hamhuis	2	0	0	0	1	4	0	0
David Legwand	2	0	0	0	-1	0	0	0
Scott Nichol	2	0	0	0	-1	2	0	0
Jerred Smithson	2	0	0	0	0	2	0	0
Jordin Tootoo	2	0	0	0	-1	5	0	0
Joel Ward	2	0	0	0	1	2	0	0
Greg Zanon	2	0	0	0	0	0	0	0
Wade Belak	1	0	0	0	0	10	0	0
Radek Bonk	1	0	0	0	0	0	0	0
Vernon Fiddler	1	0	0	0	0	0	0	0
Ryan Jones	1	0	0	0	-1	0	0	0
Kevin Klein	1	0	0	0	0	0	0	0
Antti Pihlstrom	1	0	0	0	0	0	0	0
Steve Sullivan	1	0	0	0	-2	0	0	0
Nick Tarnasky	1	0	0	0	-1	0	0	0

Power Play: 1-9 11.1% / Penalty Killing: 7-8 87.5%

CAPITALS

PLAYER	GP	G	A	P	+/-	PIM	PP	SH
Viktor Kozlov	2	1	2	3	1	0	0	0
Alexander Semin	2	1	2	3	2	0	1	0
Nicklas Backstrom	2	1	1	2	0	2	0	0
Sergei Fedorov	2	1	1	2	1	2	0	0
David Steckel	2	1	0	1	1	0	0	1
Mike Green	2	0	1	1	1	0	0	0
Alexander Ovechkin	1	0	1	1	0	2	0	0
Matt Bradley	2	0	0	0	-1	5	0	0
Donald Brashear	2	0	0	0	-1	5	0	0
John Erskine	2	0	0	0	0	5	0	0
Tomas Fleischmann	2	0	0	0	0	0	0	0
Boyd Gordon	2	0	0	0	-1	0	0	0
Milan Jurcina	2	0	0	0	0	0	0	0
Brooks Laich	2	0	0	0	0	2	0	0
Shaone Morrisonn	2	0	0	0	2	2	0	0
Jeff Schultz	2	0	0	0	-2	0	0	0
Chris Clark	1	0	0	0	0	2	0	0
Eric Fehr	1	0	0	0	0	0	0	0
Michael Nylander	1	0	0	0	0	4	0	0
Tom Poti	1	0	0	0	1	0	0	0
Tyler Sloan	1	0	0	0	-1	0	0	0

Power Play: 1-8 12.5% / Penalty Killing: 8-9 88.9%

GOALTENDING

PREDATORS

	GP	Min	W-L-OT	GA	SA	SV	GAA	SV%
Dan Ellis	2	127	0-0-2	5	76	71	2.36	.934

CAPITALS

	GP	Min	W-L-OT	GA	SA	SV	GAA	SV%
Jose Theodore	2	127	2-0-0	4	54	50	1.89	.926

Kettler Capitals Iceplex • 627 N. Glebe Rd. Suite 850
Arlington, VA 22203 • (202) 266-2200
GM: George McPhee
Head Coach: Bruce Boudreau
PR: Nate Ewell, Paul Rovnak

	OVERALL							HOME							ROAD						
Season	**GP**	**W**	**L**	**OT**	**PTS**	**GF**	**GA**	**GP**	**W**	**L**	**T**	**PTS**	**GF**	**GA**	**GP**	**W**	**L**	**T**	**PTS**	**GF**	**GA**
1998-99	2	2	0	0	4	6	3	1	1	0	0	2	3	1	1	1	0	0	2	3	2
1999-00	2	0	2	0	0	2	5	1	0	1	0	0	2	4	1	0	1	0	0	0	1
2000-01	2	1	1	0	2	4	3	1	1	0	0	2	3	1	1	0	1	0	0	1	2
2001-02	1	0	0	1	1	3	3	1	0	0	1	1	3	3	0	0	0	0	0	0	0
2002-03	1	0	1	0	0	4	5	0	0	0	0	0	0	0	1	0	1	0	0	4	5
2003-04	1	1	0	0	2	5	2	1	1	0	0	2	5	2	0	0	0	0	0	0	0
2005-06	1	1	0	0	2	5	2	0	0	0	0	0	0	0	1	1	0	0	2	5	2
2007-08	1	0	1	0	0	2	4	1	0	1	0	0	2	4	0	0	0	0	0	0	0
2008-09	2	0	0	2	2	4	6	1	0	0	1	1	1	2	1	0	0	1	1	3	4
Totals	**13**	**5**	**5**	**3**	**14**	**35**	**33**	**7**	**3**	**2**	**2**	**8**	**19**	**17**	**6**	**2**	**3**	**1**	**6**	**16**	**16**

OT column includes both ties and overtime losses in 1999-00, 2000-01, 2001-02 (one home tie), 2002-03 and 2003-04. OT column includes ties in 1998-99.

	DATE	VISITOR		HOME		
1998-99	December 26, 1998	Washington	1	**NASHVILLE**	3	
	March 30, 1999	**NASHVILLE**	3	Washington	2	
1999-00	November 26, 1999	Nashville	0	**WASHINGTON**	1	
	February 12, 2000	**WASHINGTON**	4	Nashville	2	
2000-01	October 13, 2000	Washington	1	**NASHVILLE**	3	
	February 21, 2001	Nashville	1	**WASHINGTON**	2	
2001-02	February 8, 2002	Washington	3	Nashville	3	OT
2002-03	October 11, 2002	Nashville	4	**WASHINGTON**	5	
2003-04	February 13, 2004	Washington	2	**NASHVILLE**	5	
2005-06	December 7, 2005	**NASHVILLE**	5	Washington	2	
2007-08	March 18, 2008	**WASHINGTON**	4	Nashville	2	
2008-09	October 28, 2008	Nashville	3	**WASHINGTON**	4	SO
	March 10, 2009	**WASHINGTON**	2	Nashville	1	OT

	OVERALL	AT NASHVILLE	AT WASHINGTON
Current Trend	3 Washington wins (3/18/08-3/10/09)	2 Washington wins (3/18/08-3/10/09)	1 Washington win (10/28/08)
Last Win	12/7/05 (5-2)	2/13/04 (5-2)	12/7/05 (5-2)
Last Loss	3/10/09 (1-2 OT)	3/10/09 (1-2 OT)	10/28/08 (3-4 SO)
Last Tie	2/8/02 (3-3 OT)	2/8/02 (3-3 OT)	None
Overtime Record	0-1-2	0-1-1	0-0-1
Longest Unbeaten Streak	2 (twice, last 2-0-0-0, 2/13/04-12/7/05)	3 (2-0-1-0, 10/13/00-2/13/04)	None
Longest Winning Streak	2 (twice, last 2/13/04-12/7/05)	None	None
Longest Winless Streak	3 (twice, last 0-2-0-1, 3/18/08-3/10/09)	2 (0-1-0-1, 3/18/08-3/10/09)	3 (0-3-0-0, 11/26/99-10/11/02)
Longest Losing Streak	3 (3/18/08-3/10/09)	2 (3/18/08-3/10/09)	3 (11/26/99-10/11/02)
Most Goals by Nashville	5 (twice, last 12/7/05, 5-2)	5 (2/13/04, 5-2)	5 (12/7/05, 5-2)
Most Goals by Washington	5 (10/11/02, 4-5)	4 (twice, last 3/18/08, 2-4)	5 (10/11/02, 4-5)
Most Goals by Both Teams	9 (10/11/02, 4-5)	7 (2/13/04, 5-2)	9 (10/11/02, 4-5)
Last Five Games	2-1-0-2	2-1-1-1	1-3-0-1
Last Ten Games	3-4-1-2	3-2-1-1	2-3-0-1
Last Transaction	3/9/06: Acquired defenseman Brendan Witt for forward Kris Beech and a first-round selection in the 2006 NHL Entry Draft (Semeon Varlamov).		
Series Notes	10/28/08: Jason Arnott (2g) and J.P. Dumont (3a) notched multi-point games in a 4-3 shootout loss at the Verizon Center... 3/18/08: Alexander Ovechkin tallied three points (1g-2a) in a 4-2 Washington victory at the Sommet Center...11/26/99: Craig Billington made 19 saves for Washington in the Capitals' 1-0 shutout win at Verizon Center. Tomas Vokoun stopped 47 shots for Nashville.		
2009-10 Schedule		None	10/17/09: Nashville at Washington

ARNOTT
19
CCM
EAST

TEAM HISTORY & RECORDS

SEASON RECORDS

SEASON	GP	W	L	T	OTL	PTS	PCT	GF	GA	*FINISH
1998-99	82	28	47	7	--	63	.384	190	261	4/12
1999-00	82	28	40	7	7	70	.427	199	240	4/13
2000-01	82	34	36	9	3	80	.488	186	200	3/10
2001-02	82	28	41	13	0	69	.421	196	230	4/14
2002-03	82	27	35	13	7	74	.451	183	206	4/13
2003-04	82	38	29	11	4	91	.555	216	217	3/8
2005-06	82	49	25	--	8	106	.646	259	227	2/4
2006-07	82	51	23	--	8	110	.671	272	212	2/4
2007-08	82	41	32	--	9	91	.555	230	229	2/8
2008-09	82	40	34	--	8	88	.537	213	233	5/10
Totals	**820**	**364**	**342**	**60**	**54**	**842**	**.513**	**2144**	**2255**	**--**

* Division rank/conference rank

	HOME								ROAD							
Season	**GP**	**W**	**L**	**T**	**OTL**	**PTS**	**GF**	**GA**	**GP**	**W**	**L**	**T**	**OTL**	**PTS**	**GF**	**GA**
1998-99	41	15	22	4	--	34	104	126	41	13	25	3	--	29	86	135
1999-00	41	15	21	3	2	35	103	116	41	13	19	4	5	35	96	124
2000-01	41	16	18	7	0	39	92	102	41	18	18	2	3	41	94	98
2001-02	41	17	16	8	0	42	101	95	41	11	25	5	0	27	95	135
2002-03	41	18	17	5	1	42	98	90	41	9	18	8	6	32	85	116
2003-04	41	22	10	7	2	53	112	93	41	16	19	4	2	38	104	124
2005-06	41	32	8	--	1	65	142	94	41	17	17	--	7	41	117	133
2006-07	41	28	8	--	5	61	153	105	41	23	15	--	3	49	119	107
2007-08	41	23	14	--	4	50	120	113	41	18	18	--	5	41	110	116
2008-09	41	24	13	--	4	52	116	104	41	16	21	--	4	36	97	129
Totals	**410**	**210**	**147**	**34**	**19**	**473**	**1141**	**1038**	**410**	**154**	**195**	**26**	**35**	**342**	**1003**	**1217**

	VS. CENTRAL DIVISION								VS. OTHER DIVISIONS							
Season	**GP**	**W**	**L**	**T**	**OTL**	**PTS**	**GF**	**GA**	**GP**	**W**	**L**	**T**	**OTL**	**PTS**	**GF**	**GA**
1998-99	18	4	13	1	--	9	44	70	64	24	34	6	--	54	146	191
1999-00	18	6	8	2	2	16	47	54	64	22	32	5	5	54	152	186
2000-01	20	8	11	1	0	17	41	52	62	26	25	8	3	63	145	148
2001-02	20	7	10	3	0	17	47	60	62	21	31	10	0	52	149	170
2002-03	20	6	9	4	1	17	42	53	62	21	26	9	6	57	141	153
2003-04	24	11	9	2	2	26	58	63	58	27	20	9	2	65	158	154
2005-06	32	23	8	--	1	47	110	73	50	26	17	--	7	59	149	154
2006-07	32	21	8	--	3	45	106	82	50	30	15	--	5	65	166	130
2007-08	32	18	9	--	5	41	88	82	50	23	23	--	4	50	142	147
2008-09	24	12	9	--	3	27	67	68	58	28	25	--	5	61	146	165
Totals	**240**	**116**	**94**	**13**	**17**	**262**	**650**	**657**	**580**	**248**	**248**	**47**	**37**	**580**	**1494**	**1598**

	VS. WESTERN CONFERENCE								VS. EASTERN CONFERENCE							
Season	**GP**	**W**	**L**	**T**	**OTL**	**PTS**	**GF**	**GA**	**GP**	**W**	**L**	**T**	**OTL**	**PTS**	**GF**	**GA**
1998-99	55	21	30	4	--	46	140	174	27	7	17	3	--	17	50	87
1999-00	56	17	28	5	6	45	132	170	26	11	12	2	1	25	67	70
2000-01	60	22	29	6	3	53	133	154	22	12	7	3	0	27	53	46
2001-02	60	19	33	8	0	46	136	176	22	9	8	5	0	23	60	54
2002-03	60	19	27	9	5	52	127	157	22	8	8	4	2	22	56	49
2003-04	64	28	23	10	3	69	161	168	18	10	6	1	1	22	55	49
2005-06	72	45	22	--	5	95	226	188	10	4	3	--	3	11	33	39
2006-07	72	44	21	--	7	95	237	187	10	7	2	--	1	15	35	25
2007-08	72	36	28	--	8	80	202	197	10	5	4	--	1	11	28	32
2008-09	64	32	26	--	6	70	177	186	18	8	8	--	2	18	36	47
Totals	**635**	**283**	**267**	**42**	**43**	**651**	**1671**	**1757**	**185**	**81**	**75**	**18**	**11**	**191**	**473**	**498**

* 2004-05 season canceled

TEAM STREAKS & SPECIAL TEAMS

AT ALL-STAR BREAK				AT MIDWAY POINT	
Season	Date of Game (host)	Record Before	Record After	First Half	Second Half
1998-99	Jan. 24 (T.B)	16-25-4-(0)	12-22-3-(0)	14-23-4-(0)	14-24-3-(0)
1999-00	Feb. 6 (TOR)	20-24-6-4	8-16-1-3	14-20-5-2	14-20-2-5
2000-01	Feb. 4 (COL)	23-24-7-2	11-12-2-1	15-18-7-1	19-18-2-2
2001-02	Feb. 2 (L.A)	20-25-9-0	8-16-4-0	15-19-7-0	13-22-6-0
2002-03	Feb. 2 (FLA)	17-23-8-4	10-12-5-3	12-18-7-4	15-17-6-3
2003-04	Feb. 8 (MIN)	26-20-6-2	12-9-5-2	19-16-4-2	19-13-7-2
2005-06	OLYMPIC YEAR, NO ALL STAR GAME			26-12-(0)-3	23-13-(0)-5
2006-07	Jan. 24 (DAL)	34-12-(0)-3	17-11-(0)-5	27-11-(0)-3	24-12-(0)-5
2007-08	Jan. 27 (ATL)	25-20-(0)-5	16-12-(0)-4	21-19-(0)-2	20-13-(0)-7
2008-09	Jan. 25 (MTL)	20-23-(0)-3	20-11-(0)-5	19-19-(0)-3	21-15-(0)-5
Totals		**201-196-40-23**	**114-121-20-23**	**163-156-34-17**	**182-167-26-34**

RECORD BY MONTH

Season	October	November	December	January	February	March	April
1998-99	3-5-1-(0)	6-7-0-(0)	4-6-2-(0)	5-9-1-(0)	3-6-2-(0)	5-8-1-(0)	2-6-0-(0)
1999-00	4-6-1-0	3-7-0-2	6-5-4-0	6-5-1-2	3-7-0-1	6-7-1-2	0-3-0-0
2000-01	4-3-3-1	6-6-2-0	4-8-2-0	8-7-0-1	4-5-1-0	7-5-1-1	1-2-0-0
2001-02	4-7-2-0	5-6-1-0	5-4-3-0	6-8-3-0	4-1-1-0	2-10-3-0	2-5-0-0
2002-03	1-5-1-2	3-6-3-2	6-6-2-0	7-6-2-0	8-2-1-0	2-8-4-2	0-2-0-1
2003-04	4-5-0-0	8-5-1-0	4-4-3-2	10-4-2-0	6-5-1-0	4-5-4-2	2-1-0-0
2005-06	8-1-(0)-1	7-3-(0)-2	9-5-(0)-0	7-5-(0)-3	3-4-(0)-0	8-5-(0)-2	7-2-(0)-0
2006-07	7-3-(0)-1	10-2-(0)-1	9-5-(0)-1	10-3-(0)-0	7-5-(0)-1	6-5-(0)-3	2-0-(0)-1
2007-08	4-7-(0)-0	8-2-(0)-2	6-9-(0)-0	8-3-(0)-3	6-4-(0)-3	7-6-(0)-1	2-1-(0)-0
2008-09	5-4-(0)-1	6-6-(0)-1	6-6-(0)-1	4-8-(0)-0	10-4-(0)-1	7-3-(0)-4	2-3-(0)-0
Totals	**44-46-8-6**	**62-50-7-10**	**59-58-16-4**	**71-58-9-9**	**54-43-6-6**	**54-62-14-17**	**20-25-0-2**

RECORD BY DAY

Season	Sunday	Monday	Tuesday	Wednesday	Thursday	Friday	Saturday
1998-99	1-4-0-(0)	1-5-1-(0)	5-8-1-(0)	4-7-0-(0)	5-7-1-(0)	6-5-1-(0)	6-11-3-(0)
1999-00	4-2-2-0	4-2-0-1	4-6-2-1	4-7-0-1	3-8-2-2	2-6-0-1	7-9-1-1
2000-01	5-1-0-1	2-4-0-0	3-6-4-0	4-6-1-2	9-8-1-0	2-4-1-0	9-7-2-0
2001-02	0-6-1-0	1-4-1-0	3-10-3-0	6-2-1-0	8-7-2-0	1-4-2-0	9-8-3-0
2002-03	2-4-0-2	5-3-0-0	3-8-2-3	1-3-1-0	5-7-5-0	1-4-0-1	10-6-5-1
2003-04	1-3-1-1	2-4-3-0	1-5-3-1	3-4-0-0	13-4-1-1	4-3-0-0	14-6-3-1
2005-06	2-1-(0)-1	2-2-(0)-0	13-4-(0)-0	6-5-(0)-3	12-4-(0)-1	1-3-(0)-1	13-6-(0)-2
2006-07	2-0-(0)-1	4-2-(0)-0	5-3-(0)-2	7-5-(0)-0	10-5-(0)-3	3-3-(0)-0	20-5-(0)-2
2007-08	3-1-(0)-3	3-3-(0)-0	9-7-(0)-0	0-5-(0)-1	10-8-(0)-3	3-1-(0)-0	13-7-(0)-2
2008-09	3-3-(0)-0	3-5-(0)-0	5-7-(0)-4	1-2-(0)-1	9-6-(0)-3	4-6-(0)-0	15-5-(0)-0
Totals	**23-25-4-9**	**27-34-5-1**	**51-64-15-11**	**36-46-3-8**	**84-64-12-13**	**27-39-4-3**	**116-70-17-9**

STREAKS AND RECORDS

	RECORD		OVERALL TEAM STREAKS					HOME TEAM STREAKS					ROAD TEAM STREAKS				
Season	First 10 Games	Last 10 Games	Undef.	Win	One Point	Winless	Losing	Undef.	Win	One Point	Winless	Losing	Undef.	Win	One Point	Winless	Losing
1998-99	3-6-1-(0)	3-7-0-(0)	3 (2)	3	5	5	4 (2)	5	2 (5)	5	9	6	3 (2)	3	3 (2)	5 (4)	5 (2)
1999-00	4-5-1-0	3-7-0-0	8	4	8	7 (2)	7	6	4	9	4 (3)	4 (2)	3 (3)	2 (5)	4	5	4 (4)
2000-01	4-2-3-1	6-3-1-0	4 (3)	4	4 (4)	5	4	3 (3)	3 (2)	3 (4)	7	3	3 (2)	3	4	4	4
2001-02	3-5-2-0	2-7-1-0	7	3	7	8	6	11	6	11	6	6	3	3	3	9	5 (2)
2002-03	1-5-1-3	0-6-2-2	4 (3)	4 (2)	7	15	6	8	7	8	7	3 (2)	3 (2)	2 (3)	4	9 (2)	5
2003-04	4-5-1-0	5-3-1-1	7	6	7	7	4	11	4 (3)	13	5	2 (3)	4 (2)	4 (2)	4 (2)	5 (2)	4
2005-06	8-1-(0)-1	7-3-(0)-0	8	8	10	5	5	6	6	6 (2)	2	2	3 (2)	3 (2)	6	7	7
2006-07	6-3-(0)-1	5-3-(0)-2	6	6	10 (2)	3	3 (3)	8	8	12	3	3	7	7	7	5	5
2007-08	4-6-(0)-0	6-3-(0)-1	3 (6)	3 (6)	8	6	6	4 (2)	4 (2)	6 (2)	6	6	3	3	5 (2)	5	5
2008-09	5-4-(0)-1	5-4-(0)-1	6	6	8	5	5	5	5	7	3 (3)	3 (3)	3 (2)	3 (2)	5	7	7

Numbers in parentheses indicate the number of times the high was reached that season.

POWER PLAY

	HOME				ROAD				OVERALL			
YEAR	ADV	PPG	%	RANK	ADV	PPG	%	RANK	ADV	PPG	%	RANK
1998-99	183	24	13.1	23rd	141	16	11.3	T-23rd	324	40	12.3	25th
1999-00	164	20	12.2	26th	140	21	15.0	14th	304	41	13.5	25th
2000-01	188	32	17.0	19th	173	19	11.0	27th	361	51	14.1	23rd
2001-02	182	26	14.3	23rd	155	22	14.2	14th	337	48	14.2	23rd
2002-03	204	26	12.7	T-26th	214	32	15.0	T-20th	418	58	13.9	26th
2003-04	234	41	17.5	T-12th	192	31	16.1	T-13th	426	72	16.9	11th
2005-06	260	50	19.2	12th	252	44	17.5	T-10th	512	94	18.4	10th
2006-07	219	44	20.1	10th	189	27	14.3	23rd	408	71	17.4	18th
2007-08	198	31	15.7	22nd	160	22	13.8	26th	358	53	14.8	27th
2008-09	167	27	16.2	23rd	151	23	15.2	23rd	318	50	15.7	26th

SHORTHANDED GOALS

YEAR	SHG	RANK	SHGA	RANK
1998-99	7	T-15th	10	T-18th
1999-00	9	T-7th	11	T-24th
2000-01	7	T-20th	4	T-2nd
2001-02	6	T-18th	8	T-17th
2002-03	2	T-29th	8	T-14th
2003-04	14	3rd	8	T-13th
2005-06	12	10th	13	T-24th
2006-07	8	T-14th	2	1st
2007-08	7	T-16th	10	T-21st
2008-09	9	T-9th	8	T-14th

PENALTY KILL

	HOME				ROAD				OVERALL			
YEAR	TSH	PPGA	%	RANK	TSH	PPGA	%	RANK	TSH	PPGA	%	RANK
1998-99	175	31	82.3	21st	182	44	75.8	27th	357	75	79.0	27th
1999-00	152	20	86.8	9th	157	26	83.4	16th	309	46	85.1	12th
2000-01	168	21	87.5	3rd	163	28	82.8	T-13th	331	49	85.2	8th
2001-02	176	18	89.8	2nd	178	32	82.0	23rd	354	50	85.9	9th
2002-03	163	22	86.5	T-4th	190	39	79.5	T-29th	353	61	82.7	T-17th
2003-04	176	24	86.4	T-11th	175	40	77.1	30th	351	64	81.8	24th
2005-06	265	34	87.2	T-4th	268	48	82.1	13th	533	82	84.6	T-5th
2006-07	196	28	85.7	10th	191	27	85.9	4th	387	55	85.8	3rd
2007-08	163	27	83.4	12th	172	22	87.2	2nd	335	49	85.4	3rd
2008-09	150	17	88.7	2nd	188	42	77.7	27th	338	59	82.5	10th

PENALTY MINUTES

YEAR	PIM	AVG	RANK
1998-99	1420	17.3	21st
1999-00	946	11.5	T-6th
2000-01	944	11.5	1st
2001-02	1071	13.1	8th
2002-03	969	11.8	4th
2003-04	1360	16.6	28th
2005-06	1517	18.7	28th
2006-07	1155	14.4	15th
2007-08	1027	12.5	T-7th
2008-09	994	12.1	5th

PERSONNEL HISTORY, ALL-STARS & NHL AWARD WINNERS

ALL-STAR GAME REPRESENTATIVES

	YEAR	SITE	PLAYER	TEAM	G	A	PTS	PIM
	1999	Tampa Bay	Sergei Krivokrasov	World	0	0	0	0
*	2000	Toronto	Kimmo Timonen	World	-	-	-	-
	2004	Minnesota	Kimmo Timonen	West	0	0	0	0
**	2007	Dallas	Kimmo Timonen	West	0	0	0	0
	2008	Atlanta	Jason Arnott	West	0	1	1	0
	2009	Montreal	Shea Weber	West	0	0	0	0

GOALIES

YEAR	SITE	PLAYER	TEAM	W-L	MIN	GA	SA
2004	Minnesota	Tomas Vokoun	West	L	20	4	12

* Timonen did not play in the 2000 NHL All-Star Game due to injury.

** Head coach Barry Trotz served as assistant coach for the Western Conference All-Stars.

YOUNG STARS GAME REPRESENTATIVES

YEAR	SITE	PLAYER	TEAM	G	A	PTS	PIM
2002	Los Angeles	Scott Hartnell	Melrose	0	1	1	0
		David Legwand	Melrose	2	2	4	0
2003	Florida	Adam Hall	West	1	1	2	0
2004	Minnesota	Dan Hamhuis	West	0	0	0	0
2007	Dallas	Alexander Radulov	West	1	0	1	0
		Shea Weber	West	0	2	2	0

GOALIES

YEAR	SITE	PLAYER	TEAM	W-L	MIN	GA	SA
2009	Montreal	Pekka Rinne	Rookies	W	18	5	24

In 2009, Steve Sullivan became the first player in franchise history to win an NHL award, earning the Bill Masterton Memorial Trophy for "qualities of perseverance, sportsmanship and dedication to hockey."

PERSONNEL HISTORY

PRESIDENTS

Jack Diller — July 1, 1997 – June 30, 2005
Ed Lang — December 11, 2007 –
David Poile — December 11, 2007 –

GENERAL MANAGERS

David Poile — July 9, 1997 –

ASSISTANT GENERAL MANAGERS

Ray Shero — November 30, 1998 – May 25, 2006
Paul Fenton — June 5, 2006 –

HEAD COACHES

Barry Trotz — August 6, 1997 –

ASSISTANT/ASSOCIATE COACHES

Paul Gardner — August 6, 1997 – April 15, 2003
Brent Peterson — (assistant) June 19, 1998 – June 19, 2003; (associate) June 19, 2003 –
Peter Horachek — June 19, 2003 –

CAPTAINS

Tom Fitzgerald — July 6, 1998 – March 13, 2002
Greg Johnson — October 8, 2002 – June 30, 2006
Scott Walker — January 12, 2003 – January 27, 2003
Kimmo Timonen — October 3, 2006 – June 18, 2007
Jason Arnott — September 12, 2007 –

AWARD WINNERS

Bill Masterton Memorial Trophy
2009: **Steve Sullivan**

Lester Patrick Award
For outstanding service to hockey in the United States.
2001: **David Poile**

NHL Player of the Week
12/27/99-1/2/00: **Tomas Vokoun**

NHL Defensive Player of the Week
11/24/03-11/30/03: **Tomas Vokoun**
11/28/05-12/4/05: **Tomas Vokoun**
3/13/06-3/19/06: **Tomas Vokoun**

NHL Offensive Player of the Week
12/22/03-12/28/03: **Scott Walker**
2/16/04-2/22/04: **Steve Sullivan**
10/10/05-10/16/05: **Steve Sullivan**

NHL Rookie of the Month
February, 2009: **Pekka Rinne**

NHL Three Stars of the Month
January, 2008: **J.P. Dumont** — 2nd Star
October, 2008: **Shea Weber** — 3rd Star

NHL Three Stars of the Week
12/11/06-12/17/06: **Chris Mason** — 2nd Star
1/15/07-1/21/07: **David Legwand** — 1st Star
10/3/07-10/7/07: **Chris Mason** — 3rd Star
11/12/07-11/18/07: **Martin Erat** — 3rd Star
12/17/07-12/23/07: **Jason Arnott** — 3rd Star
3/24/08-3/30/08: **Dan Ellis** — 2nd Star
11/10/08-11/16/08: **Dan Ellis** — 3rd Star
12/1-12/7/08: **Pekka Rinne** — 1st Star

***Sporting News* NHL Executive of the Year**
2006-07: **David Poile**

***Sporting News* NHL Coach of the Year**
2006-07: **Barry Trotz**

ALL-TIME STATISTICS

No	Player	GP	G	A	PTS	PIM	PP	SH	GW	GT	S	%	+/-	TF	FW	F%	MIN	H	BS
11	David Legwand	622	141	228	369	350	24	7	29	1	1319	10.7%	22	7992	3554	44.5%	17:15	194	176
19/10	Martin Erat	478	102	201	303	298	24	1	17	1	847	12.0%	-7	182	60	33.0%	16:12	211	80
44	Kimmo Timonen	573	79	222	301	348	46	1	10	0	1078	7.3%	-6	9	5	55.6%	22:29	390	462
24	Scott Walker	410	96	151	247	465	27	8	11	2	737	13.0%	-23	1775	831	46.8%	18:13	361	109
22	Greg Johnson	502	93	145	238	213	9	11	14	1	726	12.8%	-52	9848	5196	52.8%	18:18	102	183
7	Cliff Ronning	301	81	145	226	126	25	0	9	2	888	9.1%	-15	2169	1017	46.9%	18:01	38	88
17	Scott Hartnell	436	93	118	211	544	30	2	19	0	990	9.4%	16	278	114	41.0%	15:10	356	99
71	J.P. Dumont	244	66	137	203	82	17	0	15	0	511	12.9%	20	25	7	28.0%	17:22	110	45
26	Steve Sullivan	191	73	117	190	112	29	7	11	0	475	15.4%	28	209	91	43.5%	19:10	77	37
19	Jason Arnott	212	88	95	183	151	34	0	14	0	634	13.9%	36	3442	1718	49.9%	18:38	119	59
3	Marek Zidlicky	307	35	140	175	299	25	0	6	0	492	7.1%	-5	0	0	0.0%	20:09	240	233
9	Paul Kariya	164	55	106	161	76	19	0	5	0	469	11.7%	0	12	1	8.3%	19:43	34	93
2	Dan Hamhuis	405	27	110	137	326	8	2	8	0	596	4.5%	-1	1	0	0.0%	22:19	530	367
43	Vitali Yachmenev	338	54	76	130	58	6	5	10	1	497	10.9%	-19	103	32	31.1%	16:38	130	119
10	Patric Kjellberg	246	49	77	126	56	16	0	7	0	390	12.6%	-29	115	41	35.7%	17:49	114	67
6	Shea Weber	242	48	75	123	231	23	1	9	0	601	8.0%	16	0	0	0.0%	20:40	526	254
20	Ryan Suter	311	23	93	116	264	5	0	4	0	452	5.1%	4	0	0	0.0%	20:42	227	323
25	Denis Arkhipov	273	46	65	111	74	13	0	10	2	399	11.5%	-38	3402	1540	45.3%	14:14	69	29
33	Vladimir Orszagh	239	47	58	105	168	10	2	9	0	389	12.1%	-20	66	17	25.8%	16:53	124	33
47	Alexander Radulov	145	44	51	95	70	9	0	6	0	279	15.8%	26	1	0	0.0%	14:17	40	54
38	Vernon Fiddler	305	45	48	93	190	6	4	7	0	375	12.0%	-12	2434	1272	52.3%	13:15	177	114
21	Tom Fitzgerald	307	42	46	88	218	0	6	4	0	535	7.9%	-45	1402	722	51.5%	15:09	305	164
18	Adam Hall	234	43	42	85	108	24	0	8	1	421	10.2%	-16	835	435	52.1%	15:41	36	49
25	Sergei Krivokrasov	133	34	40	74	82	13	0	8	3	340	10.0%	-12	1	0	0.0%	14:43	43	12
15	Drake Berehowsky	219	20	53	73	327	8	0	2	0	275	7.3%	-22	2	1	50.0%	22:02	395	275
5	Andy Delmore	144	34	38	72	50	25	1	9	0	324	10.5%	-30	0	0	0.0%	18:23	82	36
71	Sebastien Bordeleau	146	28	40	68	70	1	4	4	1	315	8.9%	-30	2502	1407	56.2%	14:29	130	48
21	Andreas Johansson	103	32	32	64	48	13	1	1	1	232	13.8%	-6	154	61	39.6%	16:19	0	0
55/14/22	Jordin Tootoo	304	26	35	61	532	2	0	2	0	466	5.6%	-31	68	37	54.4%	9:42	338	32
94	Yanic Perreault	69	22	35	57	30	10	0	2	0	145	15.2%	-3	899	559	62.2%	14:56	14	23
25	Jerred Smithson	293	21	34	55	195	1	3	5	0	232	9.1%	-14	2327	1248	53.6%	12:17	413	194
14	Radek Bonk	145	23	31	54	74	12	0	3	0	240	9.6%	-43	1630	907	55.6%	15:42	97	53
3	Karlis Skrastins	307	13	41	54	130	1	1	4	1	287	4.5%	-49	0	0	0.0%	20:06	412	408
27	Randy Robitaille	131	20	31	51	22	7	0	1	0	234	8.5%	-24	1009	505	50.0%	13:29	60	27
12	Scott Nichol	209	24	23	47	271	1	4	3	0	233	10.3%	22	1962	1139	58.1%	12:09	292	102
12	Rob Valicevic	159	26	19	45	49	3	1	9	0	198	13.1%	-9	102	41	40.2%	13:56	197	74
4	Mark Eaton	286	15	30	45	130	1	0	2	1	246	6.1%	10	0	0	0.0%	18:32	127	252
23	Bill Houlder	302	8	36	44	150	1	1	3	1	241	3.3%	-16	8	1	12.5%	21:00	175	271
16	Ville Peltonen	116	14	28	42	26	3	0	2	0	194	7.2%	-7	3	1	33.3%	14:14	58	24
15	Rem Murray	92	14	22	36	30	1	2	1	0	139	10.1%	0	889	432	48.6%	16:59	0	0
29	Joel Ward	79	17	18	35	29	3	2	2	0	133	12.8%	1	46	20	43.5%	16:00	65	69
27	Jason York	141	6	28	34	116	2	0	1	1	187	3.2%	9	1	0	0.0%	20:35	0	0
19	Andrew Brunette	77	11	20	31	26	7	0	1	0	65	16.9%	-10	8	4	50.0%	13:13	13	10
39	Marian Cisar	73	13	17	30	57	6	0	1	0	115	11.3%	-12	1	1	100.0%	12:56	65	18
7	Scottie Upshall	77	11	18	29	52	1	0	4	1	111	9.9%	13	21	8	38.1%	10:08	59	15
4	Ville Koistinen	86	7	21	28	32	3	0	3	0	102	6.9%	27	1	0	0.0%	15:52	82	53
37/5	Greg Zanon	230	7	19	26	100	0	0	1	0	138	5.1%	19	0	0	0.0%	18:58	411	611
15	Petr Tenkrat	58	8	16	24	28	0	1	2	1	82	9.8%	-4	7	2	28.6%	12:00	34	4
81	Mike Sillinger	31	10	12	22	14	3	0	1	0	80	12.5%	0	542	307	56.6%	18:33	23	13
23	Martin Gelinas	57	9	11	20	20	0	1	1	0	110	8.2%	5	22	11	50.0%	14:06	50	12
16	Darcy Hordichuk	172	9	11	20	313	0	0	2	0	92	9.8%	6	1	0	0.0%	5:28	279	10
37	Rich Peverley	73	7	13	20	23	0	0	2	0	94	7.4%	0	307	147	47.9%	10:29	22	15
42	Joel Bouchard	116	5	15	20	83	0	0	0	0	138	3.6%	-21	0	0	0.0%	20:50	197	115
7	Greg de Vries	154	5	15	20	140	0	0	1	0	105	4.8%	-12	0	0	0.0%	17:06	142	174
6	Bob Boughner	141	5	14	19	234	0	0	1	0	91	5.5%	-19	0	0	0.0%	18:00	440	158
20	Jamie Heward	63	6	12	18	44	4	0	1	0	124	4.8%	-24	0	0	0.0%	16:12	80	35
18	Mark Mowers	85	5	13	18	16	0	0	0	0	79	6.3%	-6	577	267	46.3%	10:00	62	14
32	Cale Hulse	225	3	15	18	370	0	0	2	0	245	1.2%	-34	0	0	0.0%	19:23	379	133
28	Jeremy Stevenson	100	10	7	17	225	3	0	0	0	104	9.6%	-3	13	2	15.4%	8:39	38	5
28	Ryan Jones	46	7	10	17	22	2	0	1	0	63	11.1%	1	10	1	10.0%	11:26	63	16

ALL-TIME STATISTICS

No	Player	GP	G	A	PTS	PIM	PP	SH	GW	GT	S	%	+/-	TF	FW	F%	MIN	H	BS
9	Greg Classen	90	7	10	17	48	1	1	0	0	52	13.5%	-6	649	284	43.8%	10:10	93	19
28	Denny Lambert	76	5	11	16	218	1	0	0	0	66	7.6%	-3	1	1	100.0%	10:20	57	17
10	Clarke Wilm	82	5	11	16	36	0	0	0	0	108	4.6%	-11	339	171	50.4%	11:57	0	0
49/8	Kevin Klein	81	5	10	15	25	1	0	0	0	57	8.8%	-3	0	0	0.0%	13:06	71	70
21	Peter Forsberg	17	2	13	15	16	1	0	1	0	36	5.6%	5	267	127	47.6%	19:36	19	4
23	Blair Atcheynum	53	8	6	14	16	2	0	1	0	70	11.4%	-10	5	2	40.0%	14:54	28	26
41	Richard Lintner	83	4	10	14	44	1	0	0	0	139	2.9%	-4	0	0	0.0%	13:47	92	41
8	Craig Millar	62	3	11	14	34	0	0	1	0	52	5.8%	-5	1	0	0.0%	16:30	60	39
27	John Slaney	46	2	12	14	14	0	0	1	0	84	2.4%	-12	0	0	0.0%	20:39	54	49
63	Josef Vasicek	38	4	9	13	29	0	0	0	0	47	8.5%	1	307	153	49.8%	10:00	23	11
17	Jan Hlavac	18	3	10	13	8	0	0	2	0	29	10.3%	9	0	0	0.0%	16:28	13	4
5	Jan Vopat	61	5	6	11	34	0	0	0	0	49	10.2%	1	0	0	0.0%	18:04	106	76
55	Danny Markov	58	0	11	11	62	0	0	0	0	59	0.0%	9	0	0	0.0%	19:32	74	98
16	Denis Pederson	43	4	6	10	39	0	0	0	1	64	6.3%	2	440	221	50.2%	12:48	0	0
9	Darren Turcotte	49	4	6	10	20	0	0	1	0	86	4.7%	-11	731	321	43.9%	14:38	9	16
26	Bubba Berenzweig	37	3	7	10	14	0	0	1	0	35	8.6%	-4	1	0	0.0%	14:08	27	21
29	Tomas Vokoun	383	0	9	9	111	0	0	0	0	1	0.0%	0	0	0	0.0%	--	0	0
42	Andrew Hutchinson	18	4	4	8	4	2	0	1	0	24	16.7%	1	0	0	0.0%	16:43	0	0
41	Jed Ortmeyer	53	4	4	8	32	0	1	0	0	72	5.6%	-8	12	6	50.0%	12:24	66	23
14	Steve Dubinsky	26	5	2	7	10	0	0	0	0	42	11.9%	-2	271	152	56.1%	15:54	53	22
27	Patric Hornqvist	27	2	5	7	16	0	0	0	0	54	3.7%	-3	5	1	20.0%	11:23	20	13
42	Antti Pihlstrom	54	2	5	7	10	1	0	0	0	89	2.2%	-2	1	0	0.0%	11:23	101	17
12	Reid Simpson	52	5	1	6	125	0	0	0	0	24	20.8%	-5	6	3	50.0%	5:25	26	3
46	Wyatt Smith	29	4	1	5	2	0	1	0	0	29	13.8%	1	316	171	54.1%	10:57	0	0
48	Cal O'Reilly	11	3	2	5	2	0	0	0	0	6	50.0%	2	88	35	39.8%	12:56	0	2
14	Ramzi Abid	13	1	4	5	13	0	0	0	0	12	8.3%	-3	1	0	0.0%	10:50	14	2
2	Dan Keczmer	40	0	5	5	40	0	0	0	0	33	0.0%	-5	0	0	0.0%	17:18	42	48
27	Jukka Hentunen	10	2	2	4	0	0	0	1	0	12	16.7%	0	0	0	0.0%	12:46	10	2
14	Oleg Petrov	17	2	2	4	2	0	0	0	0	37	5.4%	-4	1	1	100.0%	16:19	0	0
33	J.J. Daigneault	35	2	2	4	38	1	0	1	0	38	5.3%	-4	1	1	100.0%	20:47	46	29
32	Jeff Daniels	9	1	3	4	2	0	0	0	0	8	12.5%	-1	1	0	0.0%	10:56	9	1
19	Jim McKenzie	61	1	3	4	88	0	0	0	0	10	10.0%	-13	3	2	66.7%	6:14	0	0
23	Jamie Allison	67	0	4	4	121	0	0	0	0	22	0.0%	-13	3	2	66.7%	11:33	24	14
7	Jeff Nelson	9	2	1	3	2	0	0	0	0	8	25.0%	-1	138	76	55.1%	16:09	4	8
40	David Gosselin	13	2	1	3	11	0	0	0	0	14	14.3%	-5	0	0	0.0%	8:46	7	1
15	Kris Beech	5	1	2	3	0	0	0	0	0	6	16.7%	1	81	44	54.3%	14:40	1	2
24	Brandon Bochenski	8	1	2	3	0	0	0	0	0	9	11.1%	2	0	0	0.0%	11:56	2	0
42	Mikko Lehtonen	15	1	2	3	8	0	0	0	0	14	7.1%	0	0	0	0.0%	14:35	9	19
20	Nathan Perrott	23	1	2	3	79	0	0	1	0	7	14.3%	-1	1	0	0.0%	4:53	26	2
41	Brent Gilchrist	41	1	2	3	14	0	0	0	0	41	2.4%	-11	25	8	32.0%	10:45	0	0
17	Patrick Cote	91	1	2	3	312	0	0	0	0	29	3.4%	-14	0	0	0.0%	4:28	47	7
30	Chris Mason	135	1	2	3	8	0	0	0	0	1	100.0%	0	0	0	0.0%	--	0	0
19	Brendan Witt	17	0	3	3	68	0	0	0	0	13	0.0%	5	0	0	0.0%	17:29	46	23
42/36	Robert Schnabel	22	0	3	3	34	0	0	0	0	10	0.0%	6	0	0	0.0%	13:48	1	2
9	Sergei Zholtok	11	1	1	2	0	0	0	0	0	17	5.9%	-2	122	66	54.1%	11:41	0	0
19	Mike Watt	18	1	1	2	8	0	0	1	0	18	5.6%	-2	2	1	50.0%	11:02	22	7
8	Stu Grimson	30	1	1	2	76	0	0	0	0	5	20.0%	0	0	0	0.0%	6:08	23	7
45	Jason Morgan	6	0	2	2	2	0	0	0	0	6	0.0%	0	15	11	73.3%	10:05	0	0
34	Shane Hnidy	9	0	2	2	10	0	0	0	0	12	0.0%	3	0	0	0.0%	18:10	0	0
4	Jay More	18	0	2	2	18	0	0	0	0	24	0.0%	2	0	0	0.0%	16:30	34	9
3	Wade Belak	38	0	2	2	54	0	0	0	0	15	0.0%	-1	0	0	0.0%	5:35	37	6
1	Mike Dunham	217	0	2	2	14	0	0	0	0	0	0.0%	0	0	0	0.0%	--	0	0
14	Jon Sim	4	1	0	1	0	0	0	0	0	3	33.3%	0	14	5	35.7%	9:18	0	0
20/41	Simon Gamache	18	1	0	1	0	1	0	0	0	8	12.5%	-9	20	11	55.0%	8:00	2	0
34	Wade Flaherty	1	0	1	1	0	0	0	0	0	0	0.0%	0	0	0	0.0%	--	0	0
6	Stan Neckar	1	0	1	1	0	0	0	0	0	0	0.0%	2	0	0	0.0%	14:59	0	0
8	Doug Friedman	2	0	1	1	14	0	0	0	0	3	0.0%	0	0	0	0.0%	7:00	2	1
34	Sheldon Brookbank	3	0	1	1	12	0	0	0	0	3	0.0%	0	0	0	0.0%	8:16	2	2
36	Sean Haggerty	3	0	1	1	0	0	0	0	0	2	0.0%	1	0	0	0.0%	8:35	4	1
20	Todd Warriner	6	0	1	1	4	0	0	0	0	6	0.0%	-1	5	3	60.0%	11:15	0	0

ALL-TIME STATISTICS

No	Player	GP	G	A	PTS	PIM	PP	SH	GW	GT	S	%	+/-	TF	FW	F%	MIN	H	BS
36	Niklas Andersson	7	0	1	1	0	0	0	0	0	7	0.0%	0	0	0	0.0%	12:50	1	0
28/5	Tomas Kloucek	8	0	1	1	12	0	0	0	0	1	0.0%	4	0	0	0.0%	10:53	0	0
74	Nick Tarnasky	11	0	1	1	17	0	0	0	0	6	0.0%	1	0	0	0.0%	5:38	15	6
13	Jere Karalahti	15	0	1	1	12	0	0	0	0	8	0.0%	-1	0	0	0.0%	18:45	54	13
4	Vitaly Vishnevski	15	0	1	1	10	0	0	0	0	6	0.0%	1	0	0	0.0%	10:02	27	10
35	Pekka Rinne	55	0	1	1	6	0	0	0	0	0	0.0%	0	0	0	0.0%	--	0	0
40	Mike Farrell	1	0	0	0	0	0	0	0	0	0	0.0%	0	0	0	0.0%	5:08	0	0
28	Patrick Leahy	1	0	0	0	0	0	0	0	0	0	0.0%	0	0	0	0.0%	5:46	0	0
49	Michael Leighton	1	0	0	0	0	0	0	0	0	0	0.0%	0	0	0	0.0%	--	0	0
47	Libor Pivko	1	0	0	0	0	0	0	0	0	2	0.0%	0	0	0	0.0%	6:50	0	0
12	Yves Sarault	1	0	0	0	0	0	0	0	0	0	0.0%	0	0	0	0.0%	5:15	0	0
27	Pascal Trepanier	1	0	0	0	0	0	0	0	0	1	0.0%	0	0	0	0.0%	9:55	0	0
32	Mathieu Darche	2	0	0	0	0	0	0	0	0	1	0.0%	-1	0	0	0.0%	6:39	0	0
49	Rory Fitzpatrick	2	0	0	0	2	0	0	0	0	0	0.0%	-2	0	0	0.0%	9:47	1	0
31	Brian Finley	2	0	0	0	0	0	0	0	0	0	0.0%	0	0	0	0.0%	--	0	0
54	Darren Haydar	2	0	0	0	0	0	0	0	0	1	0.0%	-1	0	0	0.0%	8:54	0	0
47	Matt Henderson	2	0	0	0	2	0	0	0	0	0	0.0%	-1	0	0	0.0%	6:23	4	0
15	Josh Langfeld	2	0	0	0	0	0	0	0	0	5	0.0%	0	0	0	0.0%	9:47	2	0
20	John Namestnikov	2	0	0	0	2	0	0	0	0	3	0.0%	0	0	0	0.0%	15:48	0	0
39	Domenic Pittis	2	0	0	0	2	0	0	0	0	1	0.0%	0	6	1	16.7%	4:59	0	0
16	Timofei Shishkanov	2	0	0	0	0	0	0	0	0	0	0.0%	-1	0	0	0.0%	6:31	0	0
44	Alexander Sulzer	2	0	0	0	0	0	0	0	0	0	0.0%	0	0	0	0.0%	6:33	0	1
50	Petr Sykora	2	0	0	0	0	0	0	0	0	2	0.0%	-1	11	5	45.5%	8:19	0	0
2	Rob Zettler	2	0	0	0	2	0	0	0	0	0	0.0%	-2	0	0	0.0%	16:16	5	1
14	Brett Hauer	3	0	0	0	6	0	0	0	0	2	0.0%	-3	0	0	0.0%	10:29	3	1
12	Brad Smyth	3	0	0	0	6	0	0	0	0	5	0.0%	-1	0	0	0.0%	9:54	1	0
51	Francis Bouillon	4	0	0	0	2	0	0	0	0	0	0.0%	-1	0	0	0.0%	12:52	0	0
14	Rich Brennan	4	0	0	0	2	0	0	0	0	0	0.0%	0	0	0	0.0%	14:31	8	3
26	Philip Crowe	4	0	0	0	10	0	0	0	0	1	0.0%	0	0	0	0.0%	4:06	5	0
28	Cameron Mann	4	0	0	0	0	0	0	0	0	5	0.0%	-2	0	0	0.0%	5:53	0	0
48	Jonas Andersson	5	0	0	0	2	0	0	0	0	4	0.0%	-2	0	0	0.0%	9:06	5	0
35	Jan Lasak	6	0	0	0	2	0	0	0	0	0	0.0%	0	0	0	0.0%	--	0	0
53	Mike Santorelli	7	0	0	0	2	0	0	0	0	11	0.0%	-5	47	21	44.7%	12:15	3	1
42	Pavel Skrbek	8	0	0	0	6	0	0	0	0	2	0.0%	-1	0	0	0.0%	11:12	4	7
26	Wade Brookbank	9	0	0	0	38	0	0	0	0	1	0.0%	-4	0	0	0.0%	3:28	0	0
35	Eric Fichaud	9	0	0	0	0	0	0	0	0	0	0.0%	0	0	0	0.0%	--	0	0
38	Alexandre Boikov	10	0	0	0	15	0	0	0	0	4	0.0%	-1	0	0	0.0%	6:45	24	3
5	Brad Bombardir	13	0	0	0	4	0	0	0	0	9	0.0%	1	0	0	0.0%	19:02	0	0
74	Brantt Myhres	20	0	0	0	28	0	0	0	0	1	0.0%	-5	0	0	0.0%	3:48	8	0
33/16	Marc Moro	27	0	0	0	75	0	0	0	0	11	0.0%	-5	0	0	0.0%	9:49	59	7
39	Dan Ellis	79	0	0	0	2	0	0	0	0	0	0.0%	0	0	0	0.0%	--	0	0

No	Goalie	GP	MINS	GAA	W	L	T	OT	EN	SO	GA	SA	SV%	G	A	PIM
29	Tomas Vokoun	383	21789	2.54	161	159	35	11	30	21	922	10579	.913	0	9	111
1	Mike Dunham	217	12494	2.72	81	104	24	0	10	8	567	6274	.910	0	2	14
30	Chris Mason	135	7133	2.61	58	43	1	11	3	12	310	3548	.913	1	2	8
39	Dan Ellis	79	4194	2.62	34	29	--	7	0	9	183	2110	.913	0	0	2
35	Pekka Rinne	55	3091	2.39	30	16	--	4	0	7	123	1483	.917	0	1	6
35	Eric Fichaud	9	447	3.22	0	6	0	0	1	0	24	229	.895	0	0	0
35	Jan Lasak	6	267	4.04	0	4	0	0	1	0	18	143	.874	0	0	2
34	Wade Flaherty	1	51	4.71	0	1	0	0	0	0	4	27	.852	0	1	0
31	Brian Finley	2	107	5.61	0	1	0	0	0	0	10	54	.815	0	0	0
49	Michael Leighton	1	20	6.00	0	0	--	0	0	0	2	10	.800	0	0	0

ALL-TIME LEADERBOARD

CAREER		SINGLE SEASON		
GAMES PLAYED		**GAMES PLAYED**		
David Legwand	622	32 tied with		82
Kimmo Timonen	573			
Greg Johnson	502			
Martin Erat	478			
Scott Hartnell	436			
GOALS		**GOALS**		
David Legwand	141	Jason Arnott	2008-09	33
Martin Erat	102	Paul Kariya	2005-06	31
Scott Walker	96	Steve Sullivan	2005-06	31
Scott Hartnell	93	J.P. Dumont	2007-08	29
Greg Johnson	93	Jason Arnott	2007-08	28
ASSISTS		**ASSISTS**		
David Legwand	228	Paul Kariya	2005-06	54
Kimmo Timonen	222	Paul Kariya	2006-07	52
Martin Erat	201	J.P. Dumont	2008-09	49
Scott Walker	151	J.P. Dumont	2006-07	45
Greg Johnson	145	Jason Arnott	2007-08	44
Cliff Ronning	145	J.P. Dumont	2007-08	43
		Cliff Ronning	2000-01	43
POINTS		**POINTS**		
David Legwand	369	Paul Kariya	2005-06	85
Martin Erat	303	Paul Kariya	2006-07	76
Kimmo Timonen	301	J.P. Dumont	2007-08	72
Scott Walker	247	Jason Arnott	2007-08	72
Greg Johnson	238	Steve Sullivan	2005-06	68
PENALTY MINUTES		**PENALTY MINUTES**		
Scott Hartnell	544	Patrick Cote	1998-99	242
Jordin Tootoo	532	Denny Lambert	1998-99	218
Scott Walker	465	Darcy Hordichuk	2005-06	163
Cale Hulse	370	Drake Berehowsky	1998-99	140
David Legwand	350	Bob Boughner	1998-99	137
Kimmo Timonen	348	Jordin Tootoo	2003-04	137

GOALTENDING				
GAMES PLAYED		**GAMES PLAYED**		
Tomas Vokoun	383	Tomas Vokoun	2003-04	73
Mike Dunham	217	Tomas Vokoun	2002-03	69
Chris Mason	135	Tomas Vokoun	2005-06	61
Dan Ellis	79	Mike Dunham	2001-02	58
Pekka Rinne	55	Pekka Rinne	2008-09	52
		Mike Dunham	1999-00	52
MINUTES		**MINUTES**		
Tomas Vokoun	21789	Tomas Vokoun	2003-04	4221
Mike Dunham	12494	Tomas Vokoun	2002-03	3974
Chris Mason	7133	Tomas Vokoun	2005-06	3601
Dan Ellis	4194	Mike Dunham	2001-02	3316
Pekka Rinne	3091	Mike Dunham	1999-00	3077
SHUTOUTS		**SHUTOUTS**		
Tomas Vokoun	21	Pekka Rinne	2008-09	7
Chris Mason	12	Dan Ellis	2007-08	6
Dan Ellis	9	Chris Mason	2006-07	5
Mike Dunham	8	Tomas Vokoun	2006-07	5
Pekka Rinne	7	Three tied		4
GAA (min 52 GPI)		**GAA (min 26 GPI)**		
Pekka Rinne	2.39	Tomas Vokoun	2002-03	2.20
Tomas Vokoun	2.54	Mike Dunham	2000-01	2.28
Chris Mason	2.61	Dan Ellis	2007-08	2.34
Dan Ellis	2.62	Pekka Rinne	2008-09	2.38
Mike Dunham	2.72	Chris Mason	2006-07	2.38
SAVE % (min 52 GPI)		**SAVE % (min 26 GPI)**		
Pekka Rinne	.917	Chris Mason	2006-07	.925
Tomas Vokoun	.913	Dan Ellis	2007-08	.924
Chris Mason	.913	Mike Dunham	2000-01	.923
Dan Ellis	.913	Tomas Vokoun	2006-07	.920
Mike Dunham	.910	Tomas Vokoun	2005-06	.919
WINS		**WINS**		
Tomas Vokoun	161	Tomas Vokoun	2005-06	36
Mike Dunham	81	Tomas Vokoun	2003-04	34
Chris Mason	58	Pekka Rinne	2008-09	29
Dan Ellis	34	Tomas Vokoun	2006-07	27
Pekka Rinne	30	Tomas Vokoun	2002-03	25
TIES		**TIES**		
Tomas Vokoun	35	Tomas Vokoun	2002-03	11
Mike Dunham	24	Tomas Vokoun	2003-04	10
Chris Mason	1	Mike Dunham	2001-02	9
		Mike Dunham	1999-00	6
		Tomas Vokoun	2000-01	5

SEASON LEADERS

Season	Goals		Assists		Points	
1998-99	Sergei Krivokrasov	25	Cliff Ronning	35	Cliff Ronning	53
1999-00	Cliff Ronning	26	Cliff Ronning	36	Cliff Ronning	62
2000-01	Scott Walker	25	Cliff Ronning	43	Cliff Ronning	62
2001-02	Denis Arkhipov	20	Cliff Ronning	31	Cliff Ronning	49
2002-03	Andreas Johansson	20	Kimmo Timonen	34	David Legwand	48
2003-04	Scott Walker	25	Scott Walker	42	Scott Walker	67
2005-06	Kariya/Sullivan	31	Paul Kariya	54	Paul Kariya	85
2006-07	Arnott/Legwand	27	Paul Kariya	52	Paul Kariya	76
2007-08	J.P. Dumont	29	Jason Arnott	44	Dumont/Arnott	72
2008-09	Jason Arnott	33	J.P. Dumont	49	J.P. Dumont	65
Season	**PIM**		**PPG**		**SHG**	
1998-99	Patrick Cote	242	Sergei Krivokrasov	10	Greg Johnson	3
1999-00	Bob Boughner	97	Patric Kjellberg	9	Tom Fitzgerald	3
2000-01	Cale Hulse	128	Scott Walker	9	Scott Walker	3
2001-02	Cale Hulse	121	Andy Delmore	11	Vitali Yachmenev	2
2002-03	Cale Hulse	121	Andy Delmore	14	Legwand/Skrastins	1
2003-04	Jordin Tootoo	137	Walker/Zidlicky	9	Greg Johnson	4
2005-06	Darcy Hordichuk	163	Paul Kariya	14	Johnson/Sullivan	4
2006-07	Jordin Tootoo	116	Jason Arnott	12	Steve Sullivan	3
2007-08	Jordin Tootoo	100	Jason Arnott	13	Nichol/Smithson	2
2008-09	Jordin Tootoo	124	Shea Weber	10	David Legwand	3
Season	**GWG**		**Shots**		**Shooting %**	
1998-99	Sergei Krivokrasov	6	Cliff Ronning	239	Andrew Brunette	16.9
1999-00	Three tied with	3	Cliff Ronning	248	Patric Kjellberg	17.8
2000-01	Four tied with	4	Cliff Ronning	237	Scott Walker	15.7
2001-02	Denis Arkhipov	6	Andy Delmore	175	Denis Arkhipov	16.9
2002-03	Andy Delmore	6	Scott Hartnell	221	Andreas Johansson	16.1
2003-04	David Legwand	5	Kimmo Timonen	180	Scott Walker	15.9
2005-06	Scott Hartnell	8	Paul Kariya	245	Steve Sullivan	16.1
2006-07	David Legwand	7	Paul Kariya	224	Alexander Radulov	18.8
2007-08	J.P. Dumont	8	Jason Arnott	248	J.P. Dumont	15.1
2008-09	Jason Arnott	5	Shea Weber	251	Jason Arnott	16.8
Season	**Points (defenseman)**		**Plus-minus rating**		**Average time on ice**	
1998-99	Jamie Heward	18	Rob Valicevic	+4	Joel Bouchard	22:34
1999-00	Kimmo Timonen	33	Vitali Yachmenev	+5	Drake Berehowsky	22:40
2000-01	Kimmo Timonen	25	Mark Eaton	+7	Kimmo Timonen	23:11
2001-02	Kimmo Timonen	42	Scott Hartnell	+5	Kimmo Timonen	24:12
2002-03	Kimmo Timonen	40	Jason York	+13	Kimmo Timonen	22:24
2003-04	Marek Zidlicky	53	Mark Eaton	+16	Kimmo Timonen	23:52
2005-06	Kimmo Timonen	50	Scottie Upshall	+14	Dan Hamhuis	22:33
2006-07	Kimmo Timonen	55	David Legwand	+23	Kimmo Timonen	21:50
2007-08	Marek Zidlicky	43	Jason Arnott	+19	Dan Hamhuis	22:43
2008-09	Shea Weber	53	Arnott/Sullivan	+2	Ryan Suter	24:15
Season	**Hits**		**Blocked Shots**			
1998-99	Bob Boughner	233	Drake Berehowsky	109		
1999-00	Bob Boughner	207	Berehowsky/Skrastins	110		
2000-01	Cale Hulse	232	Karlis Skrastins	160		
2001-02	Karlis Skrastins	161	Karlis Skrastins	137		
2005-06	Darcy Hordichuk	150	Mark Eaton	170		
2006-07	Shea Weber	165	Greg Zanon	189		
2007-08	Dan Hamhuis	162	Greg Zanon	176		
2008-09	Shea Weber	192	Greg Zanon	237		
Season	**GAA (min. 26 games)**		**Wins**		**Save % (min. 26 games)**	
1998-99	Tomas Vokoun	2.95	Mike Dunham	16	Dunham/Vokoun	.908
1999-00	Tomas Vokoun	2.78	Mike Dunham	19	Mike Dunham	.908
2000-01	Mike Dunham	2.28	Mike Dunham	21	Mike Dunham	.923
2001-02	Mike Dunham	2.61	Mike Dunham	23	Mike Dunham	.906
2002-03	Tomas Vokoun	2.20	Tomas Vokoun	25	Tomas Vokoun	.918
2003-04	Tomas Vokoun	2.53	Tomas Vokoun	34	Tomas Vokoun	.909
2005-06	Tomas Vokoun	2.67	Tomas Vokoun	36	Tomas Vokoun	.919
2006-07	Chris Mason	2.38	Tomas Vokoun	27	Chris Mason	.925
2007-08	Dan Ellis	2.39	Dan Ellis	23	Dan Ellis	.924
2008-09	Pekka Rinne	2.38	Pekka Rinne	29	Pekka Rinne	.917

1998-99 FINAL SCORING

Record: 28-47-7
General Manager: David Poile
Head Coach: Barry Trotz
Assistant Coaches: Paul Gardner & Brent Peterson
Captain: Tom Fitzgerald

PLAYER		GP	G	A	PTS	PIM
Cliff Ronning	PHX	7	2	5	7	2
	NSH	72	18	35	53	40
	Total	79	20	40	60	42
Greg Johnson		68	16	34	50	24
Sergei Krivokrasov		70	25	23	48	42
Sebastien Bordeleau		72	16	24	40	26
Scott Walker		71	15	25	40	103
Tom Fitzgerald		80	13	19	32	48
Patric Kjellberg		71	11	20	31	24
Andrew Brunette		77	11	20	31	26
Jamie Heward		63	6	12	18	44
Vitali Yachmenev		55	7	10	17	10
Drake Berehowsky		74	2	15	17	140
Denny Lambert		76	5	11	16	218
Joel Bouchard		64	4	11	15	60
Blair Atcheynum	NSH	53	8	6	14	16
John Slaney		46	2	12	14	14
Bob Boughner		79	3	10	13	137
Kimmo Timonen		50	4	8	12	30
Jan Vopat		55	5	6	11	28
Ville Peltonen		14	5	5	10	2
Darren Turcotte		40	4	5	9	16
Robert Valicevic		19	4	2	6	2
Mark Mowers		30	0	6	6	4
J.J. Daigneault	NSH	35	2	2	4	38
Jeff Daniels		9	1	3	4	2
Jeff Nelson		9	2	1	3	2
Patrick Cote		70	1	2	3	242
Jay More		18	0	2	2	18
Doug Friedman		2	0	1	1	14
Karlis Skrastins		2	0	1	1	0
Tomas Vokoun		37	0	1	1	6
Dan Keczmer	DAL	22	0	1	1	22
	NSH	16	0	0	0	12
	Total	38	0	1	1	34
David Legwand		1	0	0	0	0
Matt Henderson		2	0	0	0	2
Petr Sykora		2	0	0	0	0
Rob Zettler		2	0	0	0	2
Chris Mason		3	0	0	0	0
Brad Smyth		3	0	0	0	6
Greg de Vries	NSH	6	0	0	0	4
Eric Fichaud		9	0	0	0	0
Mike Dunham		44	0	0	0	4

GOALTENDING

	GPI	MINS	AVG	W	L	T	SO	GA	SA	SV%	G	A	PIM
Tomas Vokoun	37	1954	2.95	12	18	4	1	96	1041	.908	0	1	6
Mike Dunham	44	2472	3.08	16	23	3	1	127	1387	.908	0	0	4
Eric Fichaud	9	447	3.22	0	6	0	0	24	229	.895	0	0	0
Chris Mason	3	69	5.22	0	0	0	0	6	44	.864	0	0	0
NSH TOTALS	**82**	**4964**	**3.15**	**28**	**47**	**7**	**2**	**261**	**2709**	**.904**	**0**	**1**	**10**

RESULTS

GM#	Date	OPP	Score	Result	GF	GA
1	Oct. 10	FLA	0-1	L	0	1
2	Oct. 13	CAR	3-2	W	3	3
3	Oct. 17	@OTT	1-3	L	4	6
4	Oct. 19	@TOR	2-2 (OT)	T	6	8
5	Oct. 21	@DET	2-5	L	8	13
6	Oct. 23	CGY	3-4	L	11	17
7	Oct. 24	@CHI	4-5	L	15	22
8	Oct. 27	VAN	5-4	W	20	26
9	Oct. 31	COL	3-2	W	23	28
10	Nov. 4	@EDM	2-3	L	25	31
11	Nov. 6	@CGY	2-1	W	27	32
12	Nov. 7	@VAN	3-5	L	30	37
13	Nov. 10	@S.J	4-2	W	34	39
14	Nov. 12	@L.A	3-1	W	37	40
15	Nov. 14	@STL	1-5	L	38	45
16	Nov. 17	CHI	1-2	L	39	47
17	Nov. 19	STL	3-2	W	42	49
18	Nov. 21	NYI	3-6	L	45	55
19	Nov. 24	@STL	0-4	L	45	59
20	Nov. 25	CGY	4-3	W	49	62
21	Nov. 27	ANA	3-1	W	52	63
22	Nov. 29	@NYR	1-5	L	53	68
23	Dec. 1	OTT	1-3	L	54	71
24	Dec. 5	BUF	1-3	L	55	74
25	Dec. 8	EDM	3-3 (OT)	T	58	77
26	Dec. 10	S.J	2-1	W	60	78
27	Dec. 12	MTL	2-2 (OT)	T	62	80
28	Dec. 16	@ANA	1-6	L	63	86
29	Dec. 17	@S.J	1-3	L	64	89
30	Dec. 19	@VAN	6-4	W	70	93
31	Dec. 23	DET	5-3	W	75	96
32	Dec. 26	WSH	3-1	W	78	97
33	Dec. 28	@DAL	0-1	L	78	98
34	Dec. 30	BOS	2-5	L	80	103
35	Jan. 1	STL	5-6	L	85	109
36	Jan. 2	@CAR	1-4	L	86	113
37	Jan. 4	ANA	2-1	W	88	114
38	Jan. 7	S.J	3-4	L	91	118
39	Jan. 9	CHI	3-3 (OT)	T	94	121
40	Jan. 11	@PHI	0-8	L	94	129
41	Jan. 14	@DET	1-2 (OT)	L	95	131
42	Jan. 15	PHX	2-0	W	97	131
43	Jan. 18	@BOS	1-8	L	98	139
44	Jan. 19	VAN	4-1	W	102	140
45	Jan. 21	T.B	2-3	L	104	143
46	Jan. 26	DET	1-4	L	105	147
47	Jan. 28	@BUF	4-2	W	109	149
48	Jan. 30	@N.J	3-2 (OT)	W	112	151
49	Jan. 31	PHX	1-5	L	113	156
50	Feb. 4	@CGY	2-2 (OT)	T	115	158
51	Feb. 5	@EDM	2-4	L	117	162
52	Feb. 9	DET	2-5	L	119	167
53	Feb. 12	@NYI	2-1	W	121	168
54	Feb. 13	PIT	2-3	L	123	171
55	Feb. 15	NYR	4-7	L	127	178
56	Feb. 19	COL	4-4 (OT)	T	131	182
57	Feb. 20	@STL	4-3	W	135	185
58	Feb. 23	DAL	3-4	L	138	189
59	Feb. 24	@DAL	2-1	W	140	190
60	Feb. 27	@COL	1-3	L	141	193
61	Mar. 2	STL	1-5	L	142	198
62	Mar. 4	@L.A	4-3	W	146	201
63	Mar. 5	@ANA	2-3	L	148	204
64	Mar. 7	@PHX	3-4	L	151	208
65	Mar. 10	@CHI	2-5	L	153	213
66	Mar. 12	CHI	5-3	W	158	216
67	Mar. 14	EDM	3-1	W	161	217
68	Mar. 16	CGY	2-4	L	163	221
69	Mar. 18	@MTL	2-3	L	165	224
70	Mar. 20	@PIT	1-1 (OT)	T	166	225
71	Mar. 24	@T.B	3-0	W	169	225
72	Mar. 26	@FLA	1-4	L	170	229
73	Mar. 28	DAL	0-3	L	170	232
74	Mar. 30	@WSH	3-2	W	173	234
75	Apr. 1	PHI	1-2	L	174	236
76	Apr. 3	L.A	3-2	W	177	238
77	Apr. 7	@COL	1-4	L	178	242
78	Apr. 9	@PHX	4-3	W	182	245
79	Apr. 12	L.A	3-4	L	185	249
80	Apr. 14	@DET	2-4	L	187	253
81	Apr. 15	@CHI	2-4	L	189	257
82	Apr. 17	N.J	1-4	L	190	261

1999-00 FINAL SCORING

RESULTS

GM#	Date	OPP	Score	Result	GF	GA
1	Oct. 2	L.A	0-2	L	0	2
2	Oct. 5	COL	2-3	L	2	5
3	Oct. 10	@CHI	3-3 (OT)	T	5	8
4	Oct. 11	@TOR	4-2	W	9	10
5	Oct. 14	S.J	1-5	L	10	15
6	Oct. 16	DAL	3-2	W	13	17
7	Oct. 20	@BUF	4-3	W	17	20
8	Oct. 23	EDM	4-3	W	21	23
9	Oct. 28	@S.J	2-3	L	23	26
10	Oct. 30	@VAN	1-4	L	24	30
11	Oct. 31	@EDM	2-4	L	26	34
12	Nov. 3	@CGY	4-5 (OT)	OTL	30	39
13	Nov. 5	CHI	1-3	L	31	42
14	Nov. 10	@CHI	4-2	W	35	44
15	Nov. 11	@OTT	2-1	W	37	45
16	Nov. 13	@PIT	2-6	L	39	51
17	Nov. 18	MTL	6-1	W	45	52
18	Nov. 20	VAN	1-3	L	46	55
19	Nov. 22	@STL	2-3 (OT)	OTL	48	58
20	Nov. 24	BOS	2-5	L	50	63
21	Nov. 26	@WSH	0-1	L	50	64
22	Nov. 27	ANA	3-4	L	53	68
23	Nov. 30	PHX	3-6	L	56	74
24	Dec. 2	@STL	1-3	L	57	77
25	Dec. 4	DET	4-1	W	61	78
26	Dec. 6	@ATL	4-3 (OT)	W	65	81
27	Dec. 8	@DET	3-6	L	68	87
28	Dec. 10	STL	2-4	L	70	91
29	Dec. 11	FLA	2-4	L	72	95
30	Dec. 14	@T.B	4-4 (OT)	T	76	99
31	Dec. 15	@FLA	2-3	L	78	102
32	Dec. 18	COL	2-2 (OT)	T	80	104
33	Dec. 19	@PHI	1-1 (OT)	T	81	105
34	Dec. 21	@BOS	3-1	W	84	106
35	Dec. 23	STL	2-2 (OT)	T	86	108
36	Dec. 26	@STL	3-2	W	89	110
37	Dec. 28	CAR	3-2	W	92	112
38	Dec. 30	ATL	6-0	W	98	112
39	Jan. 1	S.J	3-2	W	101	114
40	Jan. 5	@DAL	1-3	L	102	117
41	Jan. 6	@DET	2-5	L	104	122
42	Jan. 8	CHI	6-3	W	110	125
43	Jan. 11	@COL	2-4	L	112	129
44	Jan. 13	VAN	3-4 (OT)	OTL	115	133
45	Jan. 15	PIT	4-2	W	119	135
46	Jan. 18	PHX	4-4 (OT)	T	123	139
47	Jan. 21	@CGY	4-5 (OT)	OTL	127	144
48	Jan. 23	@VAN	2-1	W	129	145
49	Jan. 24	@EDM	3-2 (OT)	W	132	147
50	Jan. 27	L.A	2-6	L	134	153
51	Jan. 29	CGY	3-1	W	137	154
52	Jan. 31	@NYR	1-5	L	138	159
53	Feb. 2	@NYI	6-4	W	144	163
54	Feb. 3	@N.J	1-4	L	145	167
55	Feb. 10	BUF	1-2 (OT)	OTL	146	169
56	Feb. 12	WSH	2-4	L	148	173
57	Feb. 15	EDM	1-2	L	149	175
58	Feb. 16	@DAL	0-3	L	149	178
59	Feb. 18	STL	1-2	L	150	180
60	Feb. 21	DAL	5-2	W	155	182
61	Feb. 23	@CHI	4-2	W	159	184
62	Feb. 26	T.B	2-3	L	161	187
63	Feb. 29	N.J	1-2	L	162	189
64	Mar. 2	@S.J	3-4	L	165	193
65	Mar. 4	@L.A	2-3 (OT)	OTL	167	196
66	Mar. 5	@ANA	0-1	L	167	197
67	Mar. 7	CHI	3-1	W	170	198
68	Mar. 10	DET	1-3	L	171	201
69	Mar. 12	EDM	4-3	W	175	204
70	Mar. 14	@DET	2-3 (OT)	OTL	177	207
71	Mar. 16	@COL	2-2 (OT)	T	179	209
72	Mar. 17	@PHX	4-3 (OT)	W	183	212
73	Mar. 19	@L.A	2-1 (OT)	W	185	213
74	Mar. 21	PHI	0-2	L	185	215
75	Mar. 23	DET	3-6	L	188	221
76	Mar. 25	CGY	1-2	L	189	223
77	Mar. 28	NYI	3-2	W	192	225
78	Mar. 29	@CAR	1-3	L	193	228
79	Mar. 31	VAN	2-1	W	195	229
80	Apr. 3	@ANA	1-3	L	196	232
81	Apr. 5	@PHX	2-3	L	198	235
82	Apr. 7	ANA	1-5	L	199	240

Record: 28-40-7-7
General Manager: David Poile
Head Coach: Barry Trotz
Assistant Coaches: Paul Gardner & Brent Peterson
Captain: Tom Fitzgerald

PLAYER		GP	G	A	PTS	PIM
Cliff Ronning		82	26	36	62	34
Patric Kjellberg		82	23	23	46	14
Greg Johnson		82	11	33	44	40
Kimmo Timonen		51	8	25	33	26
Vitali Yachmenev		68	16	16	32	12
Drake Berehowsky		79	12	20	32	87
David Legwand		71	13	15	28	30
Scott Walker		69	7	21	28	90
Ville Peltonen		79	6	22	28	22
Sergei Krivokrasov	NSH	63	9	17	26	40
Robert Valicevic		80	14	11	25	21
Randy Robitaille		69	11	14	25	10
Sebastien Bordeleau		60	10	13	23	30
Tom Fitzgerald		82	13	9	22	66
Bill Houlder	T.B	14	1	2	3	2
	NSH	57	2	12	14	24
	Total	71	3	14	17	26
Craig Millar		57	3	11	14	28
Karlis Skrastins		59	5	6	11	20
Mark Mowers		41	4	5	9	10
Bob Boughner	NSH	62	2	4	6	97
Richard Lintner		33	1	5	6	22
Joel Bouchard	NSH	52	1	4	5	23
Dan Keczmer		24	0	5	5	28
David Gosselin		10	2	1	3	6
Niklas Andersson	NSH	7	0	1	1	0
Darren Turcotte		9	0	1	1	4
Tomas Vokoun		33	0	1	1	8
Bubba Berenzweig		2	0	0	0	0
Alexandre Boikov		2	0	0	0	2
John Namestnikov		2	0	0	0	2
Marian Cisar		3	0	0	0	4
Phil Crowe		4	0	0	0	10
Jan Vopat		6	0	0	0	6
Marc Moro		8	0	0	0	40
Patrick Cote		21	0	0	0	70
Mike Dunham		52	0	0	0	6

GOALTENDING

	GPI	MINS	AVG	W	L	T	SO	GA	SA	SV%	G	A	PIM
Tomas Vokoun	33	1879	2.78	9	20	1	1	87	908	.904	0	1	8
Mike Dunham	52	3077	2.85	19	27	6	0	146	1584	.908	0	0	6
NSH TOTALS	**82**	**4986**	**2.89**	**28**	**47**	**7**	**1**	**240**	**2499**	**.904**	**0**	**1**	**14**

2000-01 FINAL SCORING

Record: 34-36-9-3
General Manager: David Poile
Head Coach: Barry Trotz
Assistant Coaches: Paul Gardner & Brent Peterson
Captain: Tom Fitzgerald

PLAYER		GP	G	A	PTS	PIM
Cliff Ronning		80	19	43	62	28
Scott Walker		74	25	29	54	66
Patric Kjellberg		81	14	31	45	12
David Legwand		81	13	28	41	38
Vitali Yachmenev		78	15	19	34	10
Greg Johnson		82	15	17	32	46
Marian Cisar		60	12	15	27	45
Randy Robitaille		62	9	17	26	12
Kimmo Timonen		82	12	13	25	50
Drake Berehowsky	NSH	66	6	18	24	100
Tom Fitzgerald		82	9	9	18	71
Bill Houlder		81	4	12	16	40
Scott Hartnell		75	2	14	16	48
Robert Valicevic		60	8	6	14	26
Denis Arkhipov		40	6	7	13	4
Karlis Skrastins		82	1	11	12	30
Mark Eaton		38	3	8	11	14
Richard Lintner		50	3	5	8	22
Cale Hulse		82	1	7	8	128
Greg Classen		27	2	4	6	14
Sebastien Bordeleau	NSH	14	2	3	5	14
Ville Peltonen		23	3	1	4	2
Mike Watt		18	1	1	2	8
Jeremy Stevenson		8	1	0	1	39
Sean Haggerty		3	0	1	1	0
Chris Mason		1	0	0	0	0
Rory Fitzpatrick		2	0	0	0	2
Bubba Berenzweig		5	0	0	0	0
Craig Millar	NSH	5	0	0	0	6
Pavel Skrbek		5	0	0	0	4
Marc Moro		6	0	0	0	12
Alexandre Boikov		8	0	0	0	13
Brantt Myhres	NSH	20	0	0	0	28
Tomas Vokoun		37	0	0	0	2
Mike Dunham		48	0	0	0	2

GOALTENDING

	GPI	MINS	AVG	W	L	T	SO	GA	SA	SV%	G	A	PIM
Tomas Vokoun	37	2088	2.44	13	17	5	2	85	940	.910	0	0	2
Mike Dunham	48	2810	2.28	21	21	4	4	107	1381	.923	0	0	2
Chris Mason	1	59	2.03	0	1	0	0	2	20	.900	0	0	0
NSH TOTALS	**82**	**4984**	**2.41**	**34**	**39**	**9**	**6**	**200**	**2347**	**.915**	**0**	**0**	**4**

RESULTS

GM#	Date	OPP	Score	Result	GF	GA
1	Oct. 7	@PIT	3-1	W	3	1
2	Oct. 8	PIT	1-3	L	4	4
3	Oct. 13	WSH	3-1	W	7	5
4	Oct. 14	CAR	2-1	W	9	6
5	Oct. 17	L.A	1-1 (OT)	T	10	7
6	Oct. 19	@DET	2-1 (OT)	W	12	8
7	Oct. 21	S.J	3-5	L	15	13
8	Oct. 24	VAN	4-4 (OT)	T	19	17
9	Oct. 25	@COL	1-2 (OT)	OTL	20	19
10	Oct. 27	FLA	3-3 (OT)	T	23	22
11	Oct. 31	STL	2-4	L	25	26
12	Nov. 2	@PHI	3-1	W	28	27
13	Nov. 4	ANA	3-3 (OT)	T	31	30
14	Nov. 7	@NYI	1-2	L	32	32
15	Nov. 8	@N.J	4-3	W	36	35
16	Nov. 11	@BOS	2-2 (OT)	T	38	37
17	Nov. 15	@ATL	0-1	L	38	38
18	Nov. 16	CBJ	1-5	L	39	43
19	Nov. 18	DET	3-2	W	42	45
20	Nov. 20	@DET	3-6	L	45	51
21	Nov. 22	DAL	0-1	L	45	52
22	Nov. 24	STL	0-4	L	45	56
23	Nov. 26	@CAR	7-4	W	52	60
24	Nov. 28	CGY	6-1	W	58	61
25	Nov. 30	@CHI	3-0	W	61	61
26	Dec. 1	CHI	1-2	L	62	63
27	Dec. 4	@VAN	3-6	L	65	69
28	Dec. 6	@EDM	0-4	L	65	73
29	Dec. 7	@CGY	0-3	L	65	76
30	Dec. 10	@MIN	2-1	W	67	77
31	Dec. 12	PHI	2-2 (OT)	T	69	79
32	Dec. 14	EDM	2-6	L	71	85
33	Dec. 16	CHI	0-3	L	71	88
34	Dec. 20	@TOR	3-1	W	74	89
35	Dec. 21	@MTL	2-4	L	76	93
36	Dec. 23	@NYR	3-2 (OT)	W	79	95
37	Dec. 26	COL	5-2	W	84	97
38	Dec. 28	ANA	2-2 (OT)	T	86	99
39	Dec. 29	@COL	1-3	L	87	102
40	Jan. 1	VAN	2-5	L	89	107
41	Jan. 4	@STL	4-2	W	93	109
42	Jan. 6	BUF	0-2	L	93	111
43	Jan. 8	@VAN	1-2	L	94	113
44	Jan. 10	@EDM	5-2	W	99	115
45	Jan. 11	@CGY	1-2	L	100	117
46	Jan. 13	@S.J	5-3	W	105	120
47	Jan. 16	EDM	1-2	L	106	122
48	Jan. 17	@DAL	3-4 (OT)	OTL	109	126
49	Jan. 19	BOS	1-0 (OT)	W	110	126
50	Jan. 21	STL	3-1	W	113	127
51	Jan. 23	ATL	4-3	W	117	130
52	Jan. 24	@DET	3-4	L	120	134
53	Jan. 27	COL	1-5	L	121	139
54	Jan. 29	@PHX	5-2	W	126	141
55	Jan. 31	@ANA	3-0	W	129	141
56	Feb. 1	@L.A	6-4	W	135	145
57	Feb. 8	CBJ	3-1	W	138	146
58	Feb. 10	@CBJ	2-3	L	140	149
59	Feb. 13	DAL	1-2	L	141	151
60	Feb. 16	S.J	0-2	L	141	153
61	Feb. 18	T.B	3-2	W	144	155
62	Feb. 20	DET	3-3 (OT)	T	147	158
63	Feb. 21	@WSH	1-2	L	148	160
64	Feb. 24	MIN	2-1	W	150	161
65	Feb. 27	L.A	1-2	L	151	163
66	Mar. 1	CBJ	2-5	L	153	168
67	Mar. 4	NYR	5-2	W	158	170
68	Mar. 6	@PHX	1-5	L	159	175
69	Mar. 8	@L.A	1-4	L	160	179
70	Mar. 10	@S.J	3-0	W	163	179
71	Mar. 11	@ANA	0-1 (OT)	OTL	163	180
72	Mar. 15	@CHI	2-3	L	165	183
73	Mar. 17	PHX	4-1	W	169	184
74	Mar. 19	@CBJ	2-1	W	171	185
75	Mar. 21	@MIN	0-0 (OT)	T	171	185
76	Mar. 22	@CHI	2-1 (OT)	W	173	186
77	Mar. 24	OTT	0-4	L	173	190
78	Mar. 29	PHX	4-3 (OT)	W	177	193
79	Mar. 31	MIN	4-1	W	181	194
80	Apr. 4	@DAL	1-5	L	182	199
81	Apr. 5	CGY	4-0	W	186	199
82	Apr. 7	@STL	0-1	L	186	200

2001-02 FINAL SCORING

RESULTS

GM#	Date	OPP	Score	Result	GF	GA
1	Oct. 5	@DAL	1-4	L	1	4
2	Oct. 6	STL	2-2 (OT)	T	3	6
3	Oct. 11	CGY	1-0	W	4	6
4	Oct. 13	EDM	3-4	L	7	10
5	Oct. 16	@BUF	3-3 (OT)	T	10	13
6	Oct. 18	CHI	3-5	L	13	18
7	Oct. 20	BOS	1-2	L	14	20
8	Oct. 22	@EDM	4-2	W	18	22
9	Oct. 23	@VAN	2-4	L	20	26
10	Oct. 25	@CGY	5-4 (OT)	W	25	30
11	Oct. 27	DET	0-1	L	25	31
12	Oct. 30	MIN	2-4	L	27	35
13	Oct. 31	@MIN	6-4	W	33	39
14	Nov. 2	@DAL	0-3	L	33	42
15	Nov. 3	DAL	4-1	W	37	43
16	Nov. 8	@MTL	1-3	L	38	46
17	Nov. 10	@OTT	2-3	L	40	49
18	Nov. 13	BUF	4-1	W	44	50
19	Nov. 16	@ATL	4-4 (OT)	T	48	54
20	Nov. 17	CBJ	3-2	W	51	56
21	Nov. 20	@DET	3-6	L	54	62
22	Nov. 21	CHI	4-3	W	58	65
23	Nov. 23	PIT	5-0	W	63	65
24	Nov. 27	@S.J	2-3	L	65	68
25	Nov. 29	@PHX	0-1	L	65	69
26	Dec. 1	@L.A	2-4	L	67	73
27	Dec. 2	@ANA	2-4	L	69	77
28	Dec. 6	OTT	4-2	W	73	79
29	Dec. 8	EDM	2-2 (OT)	T	75	81
30	Dec. 11	L.A	1-1 (OT)	T	76	82
31	Dec. 12	@NYR	4-2	W	80	84
32	Dec. 15	CHI	5-2	W	85	86
33	Dec. 20	VAN	6-2	W	91	88
34	Dec. 23	S.J	1-1 (OT)	T	92	89
35	Dec. 26	T.B	0-1	L	92	90
36	Dec. 29	DET	3-2 (OT)	W	95	92
37	Dec. 30	@STL	2-7	L	97	99
38	Jan. 1	COL	4-4 (OT)	T	101	103
39	Jan. 3	@N.J	4-3	W	105	106
40	Jan. 4	@MIN	1-2	L	106	108
41	Jan. 6	@CBJ	3-4	L	109	112
42	Jan. 8	@TOR	3-4	L	112	116
43	Jan. 10	MIN	2-2 (OT)	T	114	118
44	Jan. 12	ANA	2-1	W	116	119
45	Jan. 14	@ANA	3-5	L	119	124
46	Jan. 15	@L.A	0-2	L	119	126
47	Jan. 17	TOR	3-2 (OT)	W	122	128
48	Jan. 19	CBJ	2-1	W	124	129
49	Jan. 21	PHX	0-1	L	124	130
50	Jan. 23	@CAR	2-2 (OT)	T	126	132
51	Jan. 24	@PHI	3-2 (OT)	W	129	134
52	Jan. 26	ANA	1-3	L	130	137
53	Jan. 28	@VAN	1-5	L	131	142
54	Jan. 30	@COL	5-2	W	136	144
55	Feb. 6	DAL	2-1	W	138	145
56	Feb. 8	WSH	3-3 (OT)	T	141	148
57	Feb. 9	@CBJ	1-0 (OT)	W	142	148
58	Feb. 12	FLA	1-0	W	143	148
59	Feb. 26	S.J	1-5	L	144	153
60	Feb. 28	@EDM	3-2	W	147	155
61	Mar. 2	@CGY	2-5	L	149	160
62	Mar. 5	@S.J	2-0	W	151	160
63	Mar. 7	L.A	2-3	L	153	163
64	Mar. 9	@FLA	2-2 (OT)	T	155	165
65	Mar. 10	@T.B	1-5	L	156	170
66	Mar. 12	VAN	0-5	L	156	175
67	Mar. 15	PHX	2-3	L	158	178
68	Mar. 17	COL	4-5	L	162	183
69	Mar. 19	@STL	1-5	L	163	188
70	Mar. 21	N.J	3-4	L	166	192
71	Mar. 23	MTL	5-1	W	171	193
72	Mar. 25	DET	3-3 (OT)	T	174	196
73	Mar. 27	@CHI	1-4	L	175	200
74	Mar. 28	@DET	3-3 (OT)	T	178	203
75	Mar. 30	STL	2-4	L	180	207
76	Apr. 1	@COL	1-5	L	181	212
77	Apr. 3	@CHI	3-1	W	184	213
78	Apr. 4	@CBJ	1-2	L	185	215
79	Apr. 6	CGY	3-1	W	188	216
80	Apr. 9	@STL	2-3	L	190	219
81	Apr. 11	NYI	2-5	L	192	224
82	Apr. 14	@PHX	4-6	L	196	230

Record: 28-41-13-0
General Manager: David Poile
Head Coach: Barry Trotz
Assistant Coaches: Paul Gardner & Brent Peterson
Captain: Tom Fitzgerald (until 3/13/02)

PLAYER		GP	G	A	PTS	PIM
Cliff Ronning	NSH	67	18	31	49	24
Greg Johnson		82	18	26	44	38
Denis Arkhipov		82	20	22	42	16
Kimmo Timonen		82	13	29	42	28
Scott Hartnell		75	14	27	41	111
Andy Delmore		73	16	22	38	22
Vladimir Orszagh		79	15	21	36	56
Martin Erat		80	9	24	33	32
David Legwand		63	11	19	30	54
Vitali Yachmenev		75	11	16	27	14
Petr Tenkrat	ANA	9	0	0	0	6
	NSH	58	8	16	24	28
	Total	67	8	16	24	34
Karlis Skrastins		82	4	13	17	36
Tom Fitzgerald	NSH	63	7	9	16	33
Greg Classen		55	5	6	11	30
Bubba Berenzweig		26	3	7	10	14
Scott Walker		28	4	5	9	18
Jukka Hentunen	CGY	28	2	3	5	4
	NSH	10	2	2	4	0
	Total	38	4	5	9	4
Steve Dubinsky	CHI	3	1	0	1	4
	NSH	26	5	2	7	10
	Total	29	6	2	8	14
Mark Eaton		58	3	5	8	24
Bill Houlder		82	0	8	8	40
Reid Simpson	MTL	25	1	1	2	63
	NSH	26	5	0	5	69
	Total	51	6	1	7	132
Patric Kjellberg	NSH	12	1	3	4	6
Marian Cisar		10	1	2	3	8
Mark Mowers		14	1	2	3	2
Nathan Perrott		22	1	2	3	74
Stu Grimson		30	1	1	2	76
Jere Karalahti	L.A	30	0	1	1	29
	NSH	15	0	1	1	12
	Total	45	0	2	2	41
Mike Dunham		58	0	2	2	2
Cale Hulse		63	0	2	2	121
Adam Hall		1	0	1	1	0
Yves Sarault		1	0	0	0	0
Robert Schnabel		1	0	0	0	0
Pavel Skrbek		3	0	0	0	2
David Gosselin		3	0	0	0	5
Brett Hauer		3	0	0	0	6
Jan Lasak		3	0	0	0	2
Rich Brennan		4	0	0	0	2
Jeremy Stevenson		4	0	0	0	9
Jonas Andersson		5	0	0	0	2
Marc Moro	NSH	13	0	0	0	23
Tomas Vokoun		29	0	0	0	2

GOALTENDING

	GPI	MINS	AVG	W	L	T	SO	GA	SA	SV%	G	A	PIM
Mike Dunham	58	3316	2.61	23	24	9	3	144	1525	.906	0	2	2
Tomas Vokoun	29	1471	2.69	5	14	4	2	66	678	.903	0	0	2
Jan Lasak	3	177	4.41	0	3	0	0	13	104	.875	0	0	2
NSH TOTALS	**82**	**4995**	**2.76**	**28**	**41**	**13**	**5**	**230**	**2314**	**.901**	**0**	**2**	**6**

2002-03 FINAL SCORING

Record: 27-35-13-7
General Manager: David Poile
Head Coach: Barry Trotz
Assistant Coaches: Paul Gardner & Brent Peterson
Captains: Greg Johnson, Scott Walker (1/12-1/27/03)

PLAYER		GP	G	A	PTS	PIM
David Legwand		64	17	31	48	34
Kimmo Timonen		72	6	34	40	46
Andreas Johansson		56	20	17	37	22
Denis Arkhipov		79	11	24	35	32
Andy Delmore		71	18	16	34	28
Scott Hartnell		82	12	22	34	101
Scott Walker		60	15	18	33	58
Vladimir Orszagh		78	16	16	32	38
Rem Murray	NYR	32	6	6	12	4
	NSH	53	6	13	19	18
	Total	85	12	19	31	22
Adam Hall		79	16	12	28	31
Oleg Petrov	MTL	53	7	16	23	16
	NSH	17	2	2	4	2
	Total	70	9	18	27	18
Vitali Yachmenev		62	5	15	20	12
Jason York		74	4	15	19	52
Greg Johnson		38	8	9	17	22
Todd Warriner	VAN	30	4	6	10	22
	PHI	13	2	3	5	6
	NSH	6	0	1	1	4
	Total	49	6	10	16	32
Clarke Wilm		82	5	11	16	36
Karlis Skrastins		82	3	10	13	44
Denis Pederson		43	4	6	10	39
Mark Eaton		50	2	7	9	22
Cale Hulse		80	2	6	8	121
Martin Erat		27	1	7	8	14
Vernon Fiddler		19	4	2	6	14
Bill Houlder		82	2	4	6	46
Brent Gilchrist		41	1	2	3	14
Jon Sim	NSH	4	1	0	1	0
Scottie Upshall		8	1	0	1	0
Wyatt Smith		11	1	0	1	0
Wade Flaherty		1	0	1	1	0
Reid Simpson		26	0	1	1	56
Tomas Vokoun		69	0	1	1	28
Brian Finley		1	0	0	0	0
Nathan Perrott	NSH	1	0	0	0	5
Robert Schnabel		1	0	0	0	0
Pascal Trepanier	NSH	1	0	0	0	0
Darren Haydar		2	0	0	0	0
Domenic Pittis		2	0	0	0	2
Tomas Kloucek		3	0	0	0	2
Jan Lasak		3	0	0	0	0
Bubba Berenzweig	NSH	4	0	0	0	0
Francis Bouillon	NSH	4	0	0	0	2
Cameron Mann		4	0	0	0	0
Greg Classen		8	0	0	0	4
Mike Dunham	NSH	15	0	0	0	0

GOALTENDING

	GPI	MINS	AVG	W	L	T	SO	GA	SA	SV%	G	A	PIM
Tomas Vokoun	69	3974	2.20	25	31	11	3	146	1771	.918	0	1	28
Mike Dunham NSH	15	819	3.15	2	9	2	0	43	397	.892	0	0	0
Jan Lasak	3	90	3.33	0	1	0	0	5	39	.872	0	0	0
Brian Finley	1	47	3.83	0	0	0	0	3	13	.769	0	0	0
Wade Flaherty	1	51	4.71	0	1	0	0	4	27	.852	0	1	0
NSH Totals	**82**	**5015**	**2.46**	**27**	**42**	**13**	**3**	**206**	**2252**	**.909**	**0**	**2**	**28**

RESULTS

GM#	Date	OPP	Score	Result	GF	GA
1	Oct. 11	@WSH	4-5	L	4	5
2	Oct. 12	EDM	2-3	L	6	8
3	Oct. 15	@NYI	3-4 (OT)	OTL	9	12
4	Oct. 18	@NJ	2-3 (OT)	OTL	11	15
5	Oct. 19	@NYR	2-2 (OT)	T	13	17
6	Oct. 22	PHX	1-2	L	14	19
7	Oct. 24	S.J	1-2	L	15	21
8	Oct. 26	DET	3-1	W	18	22
9	Oct. 30	@STL	0-7	L	18	29
10	Nov. 2	@LA	5-6 (OT)	OTL	23	35
11	Nov. 3	@PHX	1-2 (OT)	OTL	24	37
12	Nov. 6	@ANA	1-2	L	25	39
13	Nov. 7	@S.J	2-2 (OT)	T	27	41
14	Nov. 10	@COL	4-3	W	31	44
15	Nov. 12	@DET	1-4	L	32	48
16	Nov. 14	COL	1-3	L	33	51
17	Nov. 16	CBJ	1-1 (OT)	T	34	52
18	Nov. 17	@CHI	2-4	L	36	56
19	Nov. 21	@COL	1-1 (OT)	T	37	57
20	Nov. 23	@MIN	2-4	L	39	61
21	Nov. 27	S.J	4-2	W	43	63
22	Nov. 29	N.J	1-2	L	44	65
23	Nov. 30	DAL	5-2	W	49	67
24	Dec. 3	CAR	1-2	L	50	69
25	Dec. 5	@L.A	3-2	W	53	71
26	Dec. 7	@S.J	4-2	W	57	73
27	Dec. 8	@ANA	0-3	L	57	76
28	Dec. 10	L.A	0-3	L	57	79
29	Dec. 12	STL	2-2 (OT)	T	59	81
30	Dec. 14	MIN	3-1	W	62	82
31	Dec. 17	CGY	0-3	L	62	85
32	Dec. 19	VAN	1-3	L	63	88
33	Dec. 21	@T.B	2-2 (OT)	T	65	90
34	Dec. 23	@FLA	3-2 (OT)	W	68	92
35	Dec. 26	DAL	3-1	W	71	93
36	Dec. 28	DET	2-4	L	73	97
37	Dec. 30	OTT	3-2	W	76	99
38	Jan. 1	COL	3-7	L	79	106
39	Jan. 4	CHI	3-3 (OT)	T	82	109
40	Jan. 6	@CBJ	5-1	W	87	110
41	Jan. 7	STL	2-1 (OT)	W	89	111
42	Jan. 11	PHX	4-3 (OT)	W	93	114
43	Jan. 12	@CHI	0-2	L	93	116
44	Jan. 14	@VAN	3-4	L	96	120
45	Jan. 16	@CGY	2-2 (OT)	T	98	122
46	Jan. 18	@EDM	3-2 (OT)	W	101	124
47	Jan. 21	VAN	3-2	W	104	126
48	Jan. 23	NYR	2-4	L	106	130
49	Jan. 25	T.B	3-2	W	109	132
50	Jan. 27	@BUF	5-1	W	114	133
51	Jan. 28	@BOS	1-2	L	115	135
52	Jan. 30	@CBJ	1-2	L	116	137
53	Feb. 4	@DET	5-5 (OT)	T	121	142
54	Feb. 8	CBJ	3-2	W	124	144
55	Feb. 11	L.A	2-3	L	126	147
56	Feb. 13	NYI	2-0	W	128	147
57	Feb. 15	ANA	2-1	W	130	148
58	Feb. 17	BOS	5-1	W	135	149
59	Feb. 20	CGY	4-1	W	139	150
60	Feb. 22	@OTT	0-4	L	139	154
61	Feb. 23	@TOR	5-2	W	144	156
62	Feb. 25	CBJ	5-0	W	149	156
63	Feb. 27	PIT	6-0	W	155	156
64	Mar. 1	CHI	5-4 (OT)	W	160	160
65	Mar. 4	@STL	1-2 (OT)	OTL	161	162
66	Mar. 6	MIN	2-2 (OT)	T	163	164
67	Mar. 7	@DAL	2-1	W	165	165
68	Mar. 10	MTL	1-3	L	166	168
69	Mar. 12	@PIT	2-2 (OT)	T	168	170
70	Mar. 14	@MIN	1-3	L	169	173
71	Mar. 15	STL	0-1	L	169	174
72	Mar. 17	EDM	3-5	L	172	179
73	Mar. 20	@VAN	3-7	L	175	186
74	Mar. 22	@CGY	1-1 (OT)	T	176	187
75	Mar. 23	@EDM	2-3 (OT)	OTL	178	190
76	Mar. 25	PHI	1-1 (OT)	T	179	191
77	Mar. 27	@CHI	1-4	L	180	195
78	Mar. 29	ATL	2-3	L	182	198
79	Mar. 31	@DET	0-3	L	182	201
80	Apr. 1	ANA	1-2 (OT)	OTL	183	203
81	Apr. 4	@PHX	0-1	L	183	204
82	Apr. 6	@DAL	0-2	L	183	206

2003-04 FINAL SCORING

RESULTS

GM#	Date	OPP	Score	Result	GF	GA
1	Oct. 9	ANA	3-1	W	3	1
2	Oct. 11	DAL	1-3	L	4	4
3	Oct. 16	STL	4-1	W	8	5
4	Oct. 18	CBJ	3-2	W	11	7
5	Oct. 19	@CHI	1-3	L	12	10
6	Oct. 23	@ATL	2-4	L	14	14
7	Oct. 25	COL	3-5	L	17	19
8	Oct. 28	@STL	0-1	L	17	20
9	Oct. 30	DET	5-3	W	22	23
10	Nov. 1	DAL	1-1 (OT)	T	23	24
11	Nov. 2	@DAL	3-7	L	26	31
12	Nov. 5	VAN	3-4	L	29	35
13	Nov. 7	CHI	1-2	L	30	37
14	Nov. 8	@DET	4-3	W	34	40
15	Nov. 13	CGY	4-1	W	38	41
16	Nov. 15	NYI	4-3	W	42	44
17	Nov. 19	@LA	0-3	L	42	47
18	Nov. 21	@ANA	4-3 (OT)	W	46	50
19	Nov. 22	@SJ	1-3	L	47	53
20	Nov. 24	@COL	3-2	W	50	55
21	Nov. 26	CBJ	4-2	W	54	57
22	Nov. 28	@BOS	2-1	W	56	58
23	Nov. 29	BUF	4-1	W	60	59
24	Dec. 3	@CAR	2-1 (OT)	W	62	60
25	Dec. 4	@CBJ	4-2	W	66	62
26	Dec. 6	@STL	1-4	L	67	66
27	Dec. 11	L.A	1-4	L	68	70
28	Dec. 13	FLA	2-2 (OT)	T	70	72
29	Dec. 16	VAN	1-2 (OT)	OTL	71	74
30	Dec. 18	@MTL	4-5 (OT)	OTL	75	79
31	Dec. 20	DET	1-0	W	76	79
32	Dec. 22	PHX	3-3 (OT)	T	79	82
33	Dec. 23	@MIN	3-3 (OT)	T	82	85
34	Dec. 26	@DAL	1-2	L	83	87
35	Dec. 27	@PHX	3-1	W	86	88
36	Dec. 29	@S.J	2-5	L	88	93
37	Jan. 1	PIT	3-2	W	91	95
38	Jan. 3	N.J	3-2	W	94	97
39	Jan. 5	@DET	0-6	L	94	103
40	Jan. 6	@TOR	1-2	L	95	105
41	Jan. 8	COL	4-3 (OT)	W	99	108
42	Jan. 10	STL	3-1	W	102	109
43	Jan. 12	@MIN	3-3 (OT)	T	105	112
44	Jan. 13	L.A	0-0 (OT)	T	105	112
45	Jan. 15	PHX	4-3	W	109	115
46	Jan. 17	EDM	2-1	W	111	116
47	Jan. 19	MIN	2-1	W	113	117
48	Jan. 22	@CGY	0-4	L	113	121
49	Jan. 24	@EDM	4-3	W	117	124
50	Jan. 25	@VAN	1-4	L	118	128
51	Jan. 29	@CBJ	6-4	W	124	132
52	Jan. 31	S.J	3-2 (OT)	W	127	134
53	Feb. 3	DET	1-4	L	128	138
54	Feb. 5	T.B	2-5	L	130	143
55	Feb. 11	@CHI	2-5	L	132	148
56	Feb. 13	WAS	5-2	W	137	150
57	Feb. 15	EDM	2-2 (OT)	T	139	152
58	Feb. 16	@CBJ	2-4	L	141	156
59	Feb. 18	S.J	7-3	W	148	159
60	Feb. 20	@ANA	3-2 (OT)	W	151	161
61	Feb. 21	@PHX	8-2	W	159	163
62	Feb. 23	@L.A	0-3	L	159	166
63	Feb. 26	MIN	4-1	W	163	167
64	Feb. 28	NYR	2-1 (OT)	W	165	168
65	Mar. 1	CHI	2-2 (OT)	T	167	170
66	Mar. 3	@PHI	2-5	L	169	175
67	Mar. 4	@PIT	9-4	W	178	179
68	Mar. 6	@OTT	2-4	L	180	183
69	Mar. 9	BOS	2-3	L	182	186
70	Mar. 11	@STL	1-1 (OT)	T	183	187
71	Mar. 13	CGY	4-4 (OT)	T	187	191
72	Mar. 14	@DET	2-3 (OT)	OTL	189	194
73	Mar. 16	@VAN	2-2 (OT)	T	191	196
74	Mar. 19	@EDM	4-5	L	195	201
75	Mar. 20	@CGY	3-1	W	198	202
76	Mar. 23	ANA	1-4	L	199	206
77	Mar. 25	@NYR	4-2	W	203	208
78	Mar. 27	CBJ	2-3 (OT)	OTL	205	211
79	Mar. 30	CHI	5-2	W	210	213
80	Apr. 1	@CHI	3-1	W	213	214
81	Apr. 3	STL	1-4	L	214	218
82	Apr. 4	@COL	2-1 (OT)	W	216	219

Record: 38-29-11-4
General Manager: David Poile
Head Coach: Barry Trotz
Associate Coach: Brent Peterson
Assistant Coach: Peter Horachek
Captain: Greg Johnson

PLAYER		GP	G	A	PTS	PIM
Steve Sullivan	CHI	56	15	28	43	36
	NSH	24	9	21	30	12
	Total	80	24	49	73	48
Scott Walker		75	25	42	67	94
Marek Zidlicky		82	14	39	53	82
Martin Erat		76	16	33	49	38
David Legwand		82	18	29	47	46
Kimmo Timonen		77	12	32	44	52
Vladimir Orszagh		82	16	21	37	74
Scott Hartnell		59	18	15	33	87
Greg Johnson		82	14	18	32	33
Sergei Zholtok	MIN	59	13	16	29	19
	NSH	11	1	1	2	0
	Total	70	14	17	31	19
Adam Hall		79	13	14	27	37
Andreas Johansson		47	12	15	27	26
Dan Hamhuis		80	7	19	26	57
Denis Arkhipov		72	9	12	21	22
Rem Murray		39	8	9	17	12
Jason York		67	2	13	15	64
Mark Eaton		75	4	9	13	26
Jeremy Stevenson	MIN	3	0	0	0	2
	NSH	53	5	4	9	103
	Total	56	5	4	9	105
Andrew Hutchinson		18	4	4	8	4
Jordin Tootoo		70	4	4	8	137
Shane Hnidy	OTT	37	0	5	5	72
	NSH	9	0	2	2	10
	Total	46	0	7	7	82
Wyatt Smith		18	3	1	4	2
Jim McKenzie		61	1	3	4	88
Jason Morgan	CGY	13	0	2	2	2
	NSH	6	0	2	2	2
	Total	19	0	4	4	4
Brad Bombardir	MIN	56	1	2	3	21
	NSH	13	0	0	0	4
	Total	69	1	2	3	25
Robert Schnabel		20	0	3	3	34
Jamie Allison		47	0	3	3	76
Simon Gamache	ATL	2	0	1	1	0
	NSH	7	1	0	1	0
	Total	9	1	1	2	0
Tomas Vokoun		73	0	2	2	35
Stan Neckar	NSH	1	0	1	1	0
Tomas Kloucek	NSH	5	0	1	1	10
Scottie Upshall		7	0	1	1	0
Michael Farrell		1	0	0	0	0
Libor Pivko		1	0	0	0	0
Mathieu Darche		2	0	0	0	0
Timofei Shishkanov		2	0	0	0	0
Wade Brookbank	NSH	9	0	0	0	38
Vernon Fiddler		17	0	0	0	23
Chris Mason		17	0	0	0	4

GOALTENDING

	GPI	MINS	AVG	W	L	T	SO	GA	SA	SV%	G	A	PIM
Tomas Vokoun	73	4221	2.53	34	29	10	3	178	1958	.909	0	2	35
Chris Mason	17	744	2.18	4	4	1	1	27	365	.926	0	0	4
NSH TOTALS	**82**	**4999**	**2.60**	**38**	**33**	**11**	**4**	**217**	**2335**	**.907**	**0**	**2**	**39**

2005-06 FINAL SCORING

Record: 49-25-8
General Manager: David Poile
Head Coach: Barry Trotz
Associate Coach: Brent Peterson
Assistant Coach: Peter Horachek
Captain: Greg Johnson

PLAYER		GP	G	A	PTS	PIM
Paul Kariya		82	31	54	85	40
Steve Sullivan		69	31	37	68	50
Mike Sillinger	STL	48	22	19	41	49
	NSH	31	10	12	22	14
	Total	79	32	31	63	63
Yanic Perreault		69	22	35	57	30
Kimmo Timonen		79	11	39	50	74
Martin Erat		80	20	29	49	76
Marek Zidlicky		67	12	37	49	82
Scott Hartnell		81	25	23	48	101
Dan Hamhuis		82	7	31	38	70
Adam Hall		75	14	15	29	40
David Legwand		44	7	19	26	34
Scottie Upshall		48	8	16	24	34
Greg Johnson		68	11	8	19	10
Scott Walker		33	5	11	16	36
Ryan Suter		71	1	15	16	66
Jerred Smithson		66	5	9	14	54
Brendan Witt	WSH	58	1	10	11	141
	NSH	17	0	3	3	68
	Total	75	1	13	14	209
Darcy Hordichuk		74	7	6	13	163
Vernon Fiddler		40	8	4	12	42
Danny Markov		58	0	11	11	62
Jordin Tootoo		34	4	6	10	55
Shea Weber		28	2	8	10	42
Jeremy Stevenson	NSH	35	4	3	7	74
Simon Gamache	NSH	11	0	0	0	0
	STL	15	3	4	7	10
	Total	26	3	4	7	10
Scott Nichol		34	3	3	6	79
Mark Eaton		69	3	1	4	44
Kris Beech	NSH	5	1	2	3	0
Greg Zanon		4	0	2	2	6
Tomas Vokoun		61	0	2	2	26
Chris Mason		23	1	0	1	0
Jamie Allison		20	0	1	1	45
Brian Finley		1	0	0	0	0
Kevin Klein		2	0	0	0	0
Pekka Rinne		2	0	0	0	0

GOALTENDING

	GPI	MINS	AVG	W	L	OT	SO	GA	SA	SV%	G	A	PIM
Chris Mason	23	1227	2.54	12	5	1	2	52	597	.913	1	0	0
Tomas Vokoun	61	3601	2.67	36	18	7	4	160	1984	.919	0	2	26
Pekka Rinne	2	63	3.81	1	1	0	0	4	40	.900	0	0	0
Brian Finley	1	60	7.00	0	1	0	0	7	41	.829	0	0	0
NSH TOTALS	**82**	**4980**	**2.70**	**49**	**25**	**8**	**6**	**224**	**2663**	**.916**	**1**	**2**	**26**

RESULTS

GM#	Date	OPP	Score	Result	GF	GA
1	Oct. 5	S.J	3-2	W	3	2
2	Oct. 8	ANA	3-2 (SO)	W	6	4
3	Oct. 12	@COL	5-4	W	11	8
4	Oct. 13	@PHX	5-4 (SO)	W	16	12
5	Oct. 15	@STL	4-1	W	20	13
6	Oct. 20	STL	3-2 (SO)	W	23	15
7	Oct. 22	S.J	2-1	W	25	16
8	Oct. 25	CHI	5-3	W	30	19
9	Oct. 26	@CBJ	2-3 (OT)	OTL	32	22
10	Oct. 29	EDM	1-5	L	33	27
11	Nov. 1	@ANA	1-4	L	34	31
12	Nov. 2	@S.J	2-3 (OT)	OTL	36	34
13	Nov. 5	@L.A	2-3 (SO)	OTL	38	37
14	Nov. 8	EDM	3-2	W	41	39
15	Nov. 10	DAL	5-3	W	46	42
16	Nov. 12	STL	3-1	W	49	43
17	Nov. 15	L.A	3-2	W	52	45
18	Nov. 19	@MIN	2-4	L	54	49
19	Nov. 23	@CBJ	4-2	W	58	51
20	Nov. 24	L.A	4-3	W	62	54
21	Nov. 26	DAL	1-3	L	63	57
22	Nov. 29	CGY	2-0	W	65	57
23	Dec. 1	MIN	2-1	W	67	58
24	Dec. 3	PHI	4-3 (SO)	W	71	61
25	Dec. 7	@WSH	5-2	W	76	63
26	Dec. 8	NYR	1-5	L	77	68
27	Dec. 10	@T.B	3-4	L	80	72
28	Dec. 13	@FLA	3-7	L	83	79
29	Dec. 15	CHI	5-3	W	88	82
30	Dec. 17	CBJ	7-3	W	95	85
31	Dec. 20	COL	3-2	W	98	87
32	Dec. 21	@CHI	6-1	W	104	88
33	Dec. 23	@CBJ	5-4	W	109	92
34	Dec. 27	@CGY	4-3	W	113	95
35	Dec. 28	@VAN	3-4	L	116	99
36	Dec. 30	@EDM	2-4	L	118	103
37	Jan. 1	ANA	2-4	L	120	107
38	Jan. 3	@COL	0-3	L	120	110
39	Jan. 4	@STL	4-3	W	124	113
40	Jan. 6	DET	1-3	L	125	116
41	Jan. 8	@CHI	5-1	W	130	117
42	Jan. 10	NYI	2-1	W	132	118
43	Jan. 11	@ATL	3-4 (SO)	OTL	135	122
44	Jan. 13	@CAR	4-5 (OT)	OTL	139	127
45	Jan. 15	PIT	5-4	W	144	131
46	Jan. 19	N.J	3-4 (SO)	OTL	147	135
47	Jan. 21	CBJ	7-2	W	154	137
48	Jan. 23	@DET	3-2	W	157	139
49	Jan. 24	@DET	2-1 (OT)	W	159	140
50	Jan. 26	@MIN	1-5	L	160	145
51	Jan. 28	@CBJ	3-4	L	163	149
52	Feb. 1	@DAL	1-2	L	164	151
53	Feb. 2	COL	4-3 (OT)	W	168	154
54	Feb. 4	CHI	6-0	W	174	154
55	Feb. 6	@DAL	2-4	L	176	158
56	Feb. 8	@DET	0-6	L	176	164
57	Feb. 9	DET	2-3	L	178	167
58	Feb. 11	CBJ	5-2	W	183	169
59	Mar. 1	@CHI	0-3	L	183	172
60	Mar. 2	VAN	3-1	W	186	173
61	Mar. 5	@EDM	2-3 (OT)	OTL	188	176
62	Mar. 7	@CGY	3-2	W	191	178
63	Mar. 9	@VAN	3-2 (OT)	W	194	180
64	Mar. 11	@S.J	2-3 (OT)	OTL	196	183
65	Mar. 14	VAN	5-0	W	201	183
66	Mar. 16	PHX	2-0	W	203	183
67	Mar. 18	CGY	9-4	W	212	187
68	Mar. 20	STL	4-2	W	216	189
69	Mar. 21	@DET	3-2 (SO)	W	219	191
70	Mar. 24	@ANA	3-6	L	222	197
71	Mar. 25	@LA	4-6	L	226	203
72	Mar. 28	@PHX	3-5	L	229	208
73	Mar. 30	DET	2-4	L	231	212
74	Apr. 1	STL	2-1	W	233	213
75	Apr. 3	CBJ	1-3	L	234	216
76	Apr. 5	@CHI	3-4	L	237	220
77	Apr. 6	@STL	3-0	W	240	220
78	Apr. 8	CHI	2-1 (SO)	W	242	221
79	Apr. 11	@STL	2-0	W	244	221
80	Apr. 13	MIN	4-2	W	248	223
81	Apr. 15	PHX	5-1	W	253	224
82	Apr. 18	DET	6-3	W	259	227

2006-07 FINAL SCORING

RESULTS

GM#	Date	OPP	Score	Result	GF	GA
1	Oct. 5	CHI	6-8	L	6	8
2	Oct. 7	@MIN	5-6	L	11	14
3	Oct. 12	@CHI	1-3	L	12	17
4	Oct. 14	PHX	4-1	W	16	18
5	Oct. 16	@NYI	2-1 (SO)	W	18	19
6	Oct. 18	@NYR	3-0	W	21	19
7	Oct. 19	@N.J	4-3 (SO)	W	25	22
8	Oct. 21	VAN	3-4 (OT)	OTL	28	26
9	Oct. 26	S.J	4-3	W	32	29
10	Oct. 28	@CGY	3-2	W	35	31
11	Oct. 31	@VAN	3-2	W	38	33
12	Nov. 1	@EDM	5-3	W	43	36
13	Nov. 4	@MIN	4-3	W	47	39
14	Nov. 10	@DET	0-3	L	47	42
15	Nov. 11	COL	1-0	W	48	42
16	Nov. 15	@CBJ	5-4	W	53	46
17	Nov. 16	MIN	6-7 (SO)	OTL	59	53
18	Nov. 18	CBJ	4-2	W	63	55
19	Nov. 20	@CBJ	3-1	W	66	56
20	Nov. 22	@DAL	0-1	L	66	57
21	Nov. 23	VAN	6-0	W	72	57
22	Nov. 25	DET	6-2	W	78	59
23	Nov. 29	@PHI	3-2	W	81	61
24	Nov. 30	@STL	5-4	W	86	65
25	Dec. 2	CHI	3-4 (OT)	OTL	89	69
26	Dec. 4	@PHX	2-3	L	91	72
27	Dec. 6	@ANA	0-4	L	91	76
28	Dec. 7	@L.A	4-1	W	95	77
29	Dec. 9	@S.J	1-3	L	96	80
30	Dec. 12	EDM	3-2	W	99	82
31	Dec. 14	OTT	6-0	W	105	82
32	Dec. 16	STL	3-2 (SO)	W	108	84
33	Dec. 17	@STL	2-1 (OT)	W	110	85
34	Dec. 20	@CHI	2-1	W	112	86
35	Dec. 21	BUF	2-7	L	114	93
36	Dec. 23	L.A	7-0	W	121	93
37	Dec. 26	STL	3-2 (SO)	W	124	95
38	Dec. 29	@DAL	1-4	L	125	99
39	Dec. 30	BOS	5-0	W	130	99
40	Jan. 1	COL	3-5	L	133	104
41	Jan. 5	@CHI	8-3	W	141	107
42	Jan. 6	STL	3-2	W	144	109
43	Jan. 9	ANA	5-4 (OT)	W	149	113
44	Jan. 12	CBJ	2-0	W	151	113
45	Jan. 13	@CBJ	4-1	W	155	114
46	Jan. 15	CGY	5-3	W	160	117
47	Jan. 17	@DET	3-5	L	163	122
48	Jan. 18	CBJ	4-0	W	167	122
49	Jan. 20	CHI	6-3	W	173	125
50	Jan. 26	@CHI	3-1	W	176	126
51	Jan. 27	@STL	6-3	W	182	129
52	Jan. 30	@COL	3-4	L	185	133
53	Feb. 1	@PHX	2-3	L	187	136
54	Feb. 3	ANA	3-0	W	190	136
55	Feb. 6	@PIT	1-4	L	191	140
56	Feb. 8	TOR	4-2	W	195	142
57	Feb. 10	L.A	1-4	L	196	146
58	Feb. 14	S.J	5-0	W	201	146
59	Feb. 16	@STL	0-1	L	201	147
60	Feb. 17	MIN	1-4	L	202	151
61	Feb. 19	PHX	4-1	W	206	152
62	Feb. 22	MTL	5-6 (SO)	OTL	211	158
63	Feb. 24	DET	4-3 (OT)	W	215	161
64	Feb. 25	@CBJ	4-3 (SO)	W	219	164
65	Feb. 28	@S.J	4-3 (SO)	W	223	167
66	Mar. 3	@L.A	6-3	W	229	170
67	Mar. 4	@ANA	2-3 (SO)	OTL	231	173
68	Mar. 6	@DET	3-4 (SO)	OTL	234	177
69	Mar. 8	CGY	6-3	W	240	180
70	Mar. 10	CBJ	2-1	W	242	181
71	Mar. 13	DET	2-5	L	244	186
72	Mar. 14	@DET	2-4	L	246	190
73	Mar. 17	DAL	3-2	W	249	192
74	Mar. 21	@VAN	0-2	L	249	194
75	Mar. 22	@CGY	2-3 (OT)	OTL	251	197
76	Mar. 24	@EDM	4-0	W	255	197
77	Mar. 27	EDM	4-3	W	259	200
78	Mar. 29	DET	1-2	L	260	202
79	Mar. 31	DAL	2-4	L	262	206
80	Apr. 3	CHI	2-3 (SO)	OTL	264	209
81	Apr. 5	STL	4-1	W	268	210
82	Apr. 7	@COL	4-2	W	272	212

Record: 51-23-8
General Manager: David Poile
Head Coach: Barry Trotz
Associate Coach: Brent Peterson
Assistant Coach: Peter Horachek
Captain: Kimmo Timonen

PLAYER		GP	G	A	PTS	PIM
Paul Kariya		82	24	52	76	36
J.P. Dumont		82	21	45	66	28
David Legwand		78	27	36	63	44
Steve Sullivan		57	22	38	60	20
Martin Erat		68	16	41	57	50
Peter Forsberg	PHI	40	11	29	40	72
	NSH	17	2	13	15	16
	Total	57	13	42	55	88
Kimmo Timonen		80	13	42	55	42
Jason Arnott		68	27	27	54	48
Shea Weber		79	17	23	40	60
Scott Hartnell		64	22	17	39	96
Alexander Radulov		64	18	19	37	26
Marek Zidlicky		79	4	26	30	72
Vernon Fiddler		72	11	15	26	40
Ryan Suter		82	8	16	24	54
Dan Hamhuis		81	6	14	20	66
Scott Nichol		59	7	6	13	79
Josef Vasicek	NSH	38	4	9	13	29
Vitaly Vishnevski	ATL	52	3	9	12	31
	NSH	15	0	1	1	10
	Total	67	3	10	13	41
Jerred Smithson		64	5	7	12	42
Jordin Tootoo		65	3	6	9	116
Greg Zanon		66	3	5	8	32
Ramzi Abid		13	1	4	5	13
Darcy Hordichuk		53	1	3	4	90
Scottie Upshall	NSH	14	2	1	3	18
Mikko Lehtonen	NSH	15	1	2	3	8
Tomas Vokoun		44	0	2	2	4
Kevin Klein		3	1	0	1	0
Sheldon Brookbank		3	0	1	1	12
Rich Peverley		13	0	1	1	0
Chris Mason		40	0	1	1	4
Patrick Leahy		1	0	0	0	0
Michael Leighton	NSH	1	0	0	0	0

GOALTENDING

	GPI	MINS	AVG	W	L	OT	SO	GA	SA	SV%	G	A	PIM
Chris Mason	40	2342	2.38	24	11	4	5	93	1244	.925	0	1	4
Tomas Vokoun	44	2601	2.40	27	12	4	5	104	1299	.920	0	2	4
Michael Leighton	1	20	6.00	0	0	0	0	2	10	.800	0	0	0
NSH TOTALS	82	4989	2.49	51	23	8	11	207	2561	.919	0	3	8

Vokoun & Mason shared a shutout on Nov. 23, 2006 vs. Vancouver.

2007-08 FINAL SCORING

Record: 41-32-9
General Manager: David Poile
Head Coach: Barry Trotz
Associate Coach: Brent Peterson
Assistant Coach: Peter Horachek
Captain: Jason Arnott

PLAYER		GP	G	A	PTS	PIM
J.P. Dumont		80	29	43	72	34
Jason Arnott		79	28	44	72	54
Alexander Radulov		81	26	32	58	44
Martin Erat		76	23	34	57	40
David Legwand		65	15	29	44	38
Marek Zidlicky		79	5	38	43	63
Jan Hlavac	T.B	62	9	13	22	32
	NSH	18	3	10	13	8
	Totals	80	12	23	35	40
Vernon Fiddler		79	11	21	32	47
Ryan Suter		76	7	24	31	71
Radek Bonk		79	14	15	29	40
Dan Hamhuis		80	4	23	27	66
Martin Gelinas		57	9	11	20	20
Shea Weber		54	6	14	20	49
Jordin Tootoo		63	11	7	18	100
Scott Nichol		73	10	8	18	72
Ville Koistinen		48	4	13	17	18
Jerred Smithson		81	7	9	16	50
Greg de Vries		77	4	11	15	71
Brandon Bochenski	BOS	20	0	6	6	6
	ANA	12	2	2	4	6
	NSH	8	1	2	3	0
	Totals	40	3	10	13	12
Rich Peverley		33	5	5	10	8
Jed Ortmeyer		51	4	4	8	32
Greg Zanon		78	0	5	5	24
Darcy Hordichuk		45	1	2	3	60
Kevin Klein		13	0	2	2	6
Chris Mason		51	0	1	1	0
Antti Pihlstrom		1	0	0	0	0
Pekka Rinne		1	0	0	0	0
Josh Langfeld		2	0	0	0	0
Dan Ellis		44	0	0	0	0

GOALTENDING

	GPI	MINS	AVG	W	L	OT	SO	GA	SA	SV%	G	A	PIM
Dan Ellis	44	2229	2.34	23	10	3	6	87	1147	.924	0	0	0
Chris Mason	51	2692	2.90	18	22	6	4	130	1278	.898	0	1	0
Pekka Rinne	1	29	0.00	0	0	0	0	0	8	1.000	0	0	0
NSH TOTALS	**82**	**4983**	**2.61**	**41**	**32**	**9**	**10**	**217**	**2433**	**.911**	**0**	**1**	**0**

RESULTS

GM#	Date	OPP	Score	Result	GF	GA
1	Oct. 4	COL	4-0	W	4	0
2	Oct. 6	DAL	5-1	W	9	1
3	Oct. 10	@STL	1-4	L	10	5
4	Oct. 11	PHX	3-6	L	13	11
5	Oct. 13	CGY	4-7	L	17	18
6	Oct. 17	@ANA	1-3	L	18	21
7	Oct. 20	@S.J	0-3	L	18	24
8	Oct. 23	@L.A	0-6	L	18	30
9	Oct. 25	ATL	3-0	W	21	30
10	Oct. 27	FLA	4-3	W	25	33
11	Oct. 30	@CGY	1-5	L	26	38
12	Nov. 1	@VAN	3-0	W	29	38
13	Nov. 2	@EDM	4-1	W	33	39
14	Nov. 4	@CHI	5-2	W	38	41
15	Nov. 7	@DET	2-3 (SO)	SOL	40	44
16	Nov. 10	CBJ	4-3 (SO)	W	44	47
17	Nov. 12	@CBJ	4-1	W	48	48
18	Nov. 15	CHI	5-4 (OT)	W	53	52
19	Nov. 17	STL	2-3 (SO)	SOL	55	55
20	Nov. 19	@STL	1-2	L	56	57
21	Nov. 22	DET	3-2	W	59	59
22	Nov. 24	MIN	3-4	L	62	63
23	Nov. 29	@OTT	6-5	W	68	68
24	Dec. 1	@MTL	5-4 (SO)	W	73	72
25	Dec. 4	@TOR	1-3	L	74	75
26	Dec. 6	VAN	2-5	L	76	80
27	Dec. 8	ANA	4-2	W	80	82
28	Dec. 10	DET	1-2	L	81	84
29	Dec. 13	COL	1-2	L	82	86
30	Dec. 15	@COL	1-3	L	83	89
31	Dec. 18	@MIN	2-3	L	85	92
32	Dec. 19	@CHI	2-5	L	87	97
33	Dec. 22	L.A	4-3	W	91	100
34	Dec. 23	@CBJ	3-1	W	94	101
35	Dec. 26	@CHI	2-5	L	96	106
36	Dec. 27	CBJ	4-3	W	100	109
37	Dec. 29	S.J	2-5	L	102	114
38	Dec. 31	@DAL	1-0	W	103	114
39	Jan. 3	EDM	5-2	W	108	116
40	Jan. 5	MIN	4-1	W	112	117
41	Jan. 7	@ANA	2-5	L	114	122
42	Jan. 8	@L.A	7-0	W	121	122
43	Jan. 12	@CBJ	1-2 (SO)	SOL	122	124
44	Jan. 13	CHI	2-3 (SO)	SOL	124	127
45	Jan. 15	CGY	3-0	W	127	127
46	Jan. 17	ANA	1-2	L	128	129
47	Jan. 19	@STL	5-2	W	133	131
48	Jan. 21	STL	6-3	W	139	134
49	Jan. 22	@COL	4-0	W	143	134
50	Jan. 24	@PHX	3-4 (OT)	OTL	146	138
51	Jan. 29	@BOS	1-3	L	147	141
52	Jan. 31	CBJ	4-2	W	151	143
53	Feb. 2	PHX	3-2 (OT)	W	154	145
54	Feb. 5	CAR	1-0	W	155	145
55	Feb. 7	T.B	1-2 (OT)	OTL	156	147
56	Feb. 9	@S.J	3-4	L	159	151
57	Feb. 10	@PHX	6-3	W	165	154
58	Feb. 12	DET	4-2	W	169	156
59	Feb. 14	CHI	1-6	L	170	162
60	Feb. 16	STL	2-1 (OT)	W	172	163
61	Feb. 17	@MIN	4-5 (OT)	OTL	176	168
62	Feb. 19	EDM	5-4	W	181	172
63	Feb. 21	VAN	2-3 (SO)	SOL	183	175
64	Feb. 23	DAL	3-6	L	186	181
65	Feb. 27	@BUF	4-8	L	190	189
66	Mar. 1	@DAL	3-1	W	193	190
67	Mar. 4	@EDM	5-1	W	198	191
68	Mar. 6	@VAN	2-6	L	200	197
69	Mar. 7	@CGY	2-1 (OT)	W	202	198
70	Mar. 9	@DET	3-4	L	205	202
71	Mar. 11	S.J	1-2	L	206	204
72	Mar. 13	L.A	1-4	L	207	208
73	Mar. 15	@DET	3-1	W	210	209
74	Mar. 18	WSH	2-4	L	212	213
75	Mar. 20	DET	3-6	L	215	219
76	Mar. 22	CHI	2-1 (SO)	W	217	220
77	Mar. 25	CBJ	3-0	W	220	220
78	Mar. 28	@CBJ	2-0	W	222	220
79	Mar. 30	@DET	0-1 (OT)	OTL	222	221
80	Apr. 1	@STL	4-3 (OT)	W	226	224
81	Apr. 3	STL	3-2	W	229	226
82	Apr. 4	@CHI	1-3	L	230	229

RECORD BY GAME

BEST					WORST				
Game	Points	# of Times	Record	Last time...	Game	Points	# of Times	Record	Last time...
1	2	4	1-0-0	2007-08	1	0	6	0-1-0	2008-09
2	4	2	2-0-0	2007-08	2	0	3	0-2-0	2006-07
3	6	1	3-0-0	2005-06	3	0	1	0-3-0	2006-07
4	8	1	4-0-0	2005-06	4	2	2	1-3-0	2006-07
								0-2-0-2	2002-03
5	10	1	5-0-0	2005-06	5	3	3	0-2-1-2	2002-03
								1-3-1-0	1999-00
6	12	1	6-0-0	2005-06	6	3	2	0-3-1-2	2002-03
								1-4-1	1998-99
7	14	1	7-0-0	2005-06	7	3	2	0-4-1-2	2002-03
								1-5-1	1998-99
8	16	1	8-0-0	2005-06	8	4	1	2-6-0	2007-08
9	17	1	8-0-1	2005-06	9	5	1	1-5-1-2	2002-03
10	17	1	8-1-1	2005-06	10	6	1	1-5-1-3	2002-03
11	17	1	8-2-1	2005-06	11	7	1	1-5-1-4	2002-03
12	18	1	8-2-2	2005-06	12	7	1	1-6-1-4	2002-03
13	19	2	9-3-1	2006-07	13	8	1	1-6-2-4	2002-03
			8-2-3	2005-06					
14	21	1	9-2-3	2005-06	14	10	2	2-6-2-4	2002-03
								4-8-2-0	2001-02
15	23	1	10-2-3	2005-06	15	10	1	2-7-2-4	2002-03
16	25	1	11-2-3	2005-06	16	10	1	2-8-2-4	2002-03
17	27	1	12-2-3	2005-06	17	11	1	2-8-3-4	2002-03
18	27	1	12-3-3	2005-06	18	11	1	2-9-3-4	2002-03
19	29	1	13-3-3	2005-06	19	12	1	2-9-4-4	2002-03
20	31	1	14-3-3	2005-06	20	12	1	2-10-4-4	2002-03
21	31	1	14-4-3	2005-06	21	14	1	3-10-4-4	2002-03
22	33	1	15-4-3	2005-06	22	14	1	3-11-4-4	2002-03
23	35	1	16-4-3	2005-06	23	16	1	4-11-4-4	2002-03
24	37	1	17-4-3	2005-06	24	16	1	4-12-4-4	2002-03
25	39	1	18-4-3	2005-06	25	18	1	5-12-4-4	2002-03
26	39	1	18-5-3	2005-06	26	20	1	6-12-4-4	2002-03
27	39	1	18-6-3	2005-06	27	20	1	6-13-4-4	2002-03
28	39	2	18-7-3	2006-07	28	20	1	6-14-4-4	2002-03
29	41	1	19-7-3	2005-06	29	21	2	6-14-5-4	2002-03
								9-17-1-2	1999-00
30	43	1	20-7-3	2005-06	30	22	1	9-17-2-2	1999-00
31	45	1	21-7-3	2005-06	31	22	1	9-18-2-2	1999-00
32	47	1	22-7-3	2005-06	32	23	1	7-16-5-4	2002-03
								9-18-3-2	1999-00
33	49	1	23-7-3	2005-06	33	24	2	7-16-6-4	2002-03
								9-18-4-2	1999-00
34	51	1	24-7-3	2005-06	34	26	2	8-16-6-4	2002-03
								10-18-4-2	1999-00
35	51	1	24-8-3	2005-06	35	27	1	10-18-5-2	1999-00
36	51	2	24-9-3	2006-07	36	28	1	9-17-6-4	2002-03
37	53	1	25-9-3	2006-07	37	30	1	10-17-6-4	2002-03
38	53	1	25-10-3	2006-07	38	30	1	10-18-6-4	2002-03
39	55	1	26-10-3	2006-07	39	31	1	10-18-7-4	2002-03
40	55	1	26-11-3	2006-07	40	32	1	14-22-4	1998-99
41	57	1	27-11-3	2006-07	41	32	1	14-23-4	1998-99
42	59	1	28-11-3	2006-07	42	34	1	15-23-4	1998-99
43	61	1	29-11-3	2006-07	43	34	1	15-24-4	1998-99
44	63	1	30-11-3	2006-07	44	36	1	16-24-4	1998-99
45	65	1	31-11-3	2006-07	45	36	1	16-25-4	1998-99
46	67	1	32-11-3	2006-07	46	36	1	16-26-4	1998-99
47	67	1	32-12-3	2006-07	47	38	1	17-26-4	1998-99
48	69	1	33-12-3	2006-07	48	40	1	18-26-4	1998-99
49	71	1	34-12-3	2006-07	49	40	1	18-27-4	1998-99
50	73	1	35-12-3	2006-07	50	41	1	18-27-5	1998-99
51	75	1	36-12-3	2006-07	51	41	1	18-28-5	1998-99
52	75	1	36-13-3	2006-07	52	41	1	18-29-5	1998-99
53	75	1	36-14-3	2006-07	53	43	1	19-29-5	1998-99
54	77	1	37-14-3	2006-07	54	43	1	19-30-5	1998-99
55	77	1	37-15-3	2006-07	55	43	1	19-31-5	1998-99
56	79	1	38-15-3	2006-07	56	44	1	19-31-6	1998-99
57	79	1	38-16-3	2006-07	57	46	1	20-31-6	1998-99
58	81	1	39-16-3	2006-07	58	46	1	20-32-6	1998-99
59	81	1	39-17-3	2006-07	59	48	1	21-32-6	1998-99
60	81	1	39-18-3	2006-07	60	48	1	21-33-6	1998-99
61	83	1	40-18-3	2006-07	61	48	1	21-34-6	1998-99
62	84	1	40-18-4	2006-07	62	50	1	22-34-6	1998-99
63	86	1	41-18-4	2006-07	63	50	1	22-35-6	1998-99
64	88	1	42-18-4	2006-07	64	50	1	22-36-6	1998-99
65	90	1	43-18-4	2006-07	65	50	1	22-37-6	1998-99
66	92	1	44-18-4	2006-07	66	52	1	23-37-6	1998-99
67	93	1	44-18-5	2006-07	67	54	1	24-37-6	1998-99
68	94	1	44-18-6	2006-07	68	54	1	24-38-6	1998-99
69	96	1	45-18-6	2006-07	69	54	1	24-39-6	1998-99
70	98	1	46-18-6	2006-07	70	55	1	24-39-7	1998-99
71	98	1	46-19-6	2006-07	71	57	1	25-39-7	1998-99
72	98	1	46-20-6	2006-07	72	57	1	25-40-7	1998-99
73	100	1	47-20-6	2006-07	73	57	1	25-41-7	1998-99
74	100	1	47-21-6	2006-07	74	59	1	26-41-7	1998-99
75	101	1	47-21-7	2006-07	75	59	1	26-42-7	1998-99
76	103	1	48-21-7	2006-07	76	61	1	27-42-7	1998-99
77	105	1	49-21-7	2006-07	77	61	1	27-43-7	1998-99
78	105	1	49-22-7	2006-07	78	63	1	28-43-7	1998-99
79	105	1	49-23-7	2006-07	79	63	1	28-44-7	1998-99
80	106	1	49-23-8	2006-07	80	63	1	28-45-7	1998-99
81	104	1	50-23-8	2006-07	81	63	1	28-46-7	1998-99
82	106	1	51-23-8	2006-07	82	63	1	28-47-7	1998-99

HAT TRICKS

PREDATORS' HAT TRICKS

NO.	DATE	PLAYER	SCORE	GOALTENDER
1	11/10/99	Rob Valicevic	Nashville 4 at Chicago 2	Jocelyn Thibault (2), Steve Passmore
2	12/26/00	Scott Walker	Colorado 2 at Nashville 5	David Aebischer (2), Empty Net
3	12/15/01	Petr Tenkrat	Chicago 2 at Nashville 5	Steve Passmore
4	11/27/02	Andreas Johansson	San Jose 2 at Nashville 4	Evgeni Nabokov
5	11/29/03	Vladimir Orszagh	Buffalo 1 at Nashville 4	Martin Biron
6	12/22/03	Scott Walker	Phoenix 3 at Nashville 3 (OT)	Brian Boucher
7	2/18/04	Steve Sullivan	San Jose 3 at Nashville 7	Evgeni Nabokov
8	11/10/05	Steve Sullivan	Dallas 3 at Nashville 5	Marty Turco
9	2/4/06	Scott Hartnell	Chicago 0 at Nashville 6	Adam Munro (2), Craig Anderson
10	4/18/06	Paul Kariya	Detroit 3 at Nashville 6	Chris Osgood
11	12/14/06	Steve Sullivan	Ottawa 0 at Nashville 6	Ray Emery
12	1/20/07	David Legwand	Chicago 3 at Nashville 6	Nikolai Khabibulin (2), Empty Net
13	10/6/07	David Legwand	Dallas 1 at Nashville 5	Mike Smith
14	12/22/07	Jason Arnott	Los Angeles 3 at Nashville 4	Jason LaBarbera
15	3/4/08	Martin Erat	Nashville 5 at Edmonton 4	Mathieu Garon (2), Dwayne Roloson
16	2/28/09	Jason Arnott	Detroit 0 at Nashville 8	Chris Osgood

OPPONENTS' HAT TRICKS

NO.	DATE	PLAYER	SCORE	GOALTENDER
1	2/19/99	Joe Sakic	Colorado 4 at Nashville 4 (OT)	Mike Dunham
2	2/23/99	Mike Modano	Dallas 4 at Nashville 3	Mike Dunham
3	3/7/99	Keith Tkachuk	Nashville 3 at Phoenix 4	Mike Dunham
4	4/12/99	Luc Robitaille	Los Angeles 4 at Nashville 3	Mike Dunham
5	12/2/99	Pierre Turgeon	Nashville 1 at St. Louis 3	Mike Dunham (2), Empty Net
6	1/31/00	Radek Dvorak	Nashville 1 at NY Rangers 5	Mike Dunham
7	1/17/01	Jere Lehtinen	Nashville 3 at Dallas 4 (OT)	Tomas Vokoun
8	2/10/01	Geoff Sanderson	Nashville 2 at Columbus 3	Mike Dunham
9	1/14/02	Paul Kariya	Nashville 3 at Anaheim 5	Mike Dunham (2), Tomas Vokoun
10	1/28/02	Markus Naslund	Nashville 1 at Vancouver 5	Mike Dunham (2), Tomas Vokoun
11	11/23/02	Marian Gaborik	Nashville 2 at Minnesota 4	Mike Dunham
12	10/23/03	Ilya Kovalchuk	Nashville 2 at Atlanta 4	Tomas Vokoun (2), Empty Net
13	11/2/03	Bill Guerin	Nashville 3 at Dallas 7	Tomas Vokoun
14	12/18/03	Sheldon Souray	Nashville 4 at Montreal 5 (OT)	Tomas Vokoun
15	3/14/04	Brendan Shanahan	Nashville 2 at Detroit 3 (OT)	Tomas Vokoun
16	12/13/05	Nathan Horton	Nashville 3 at Florida 7	Brian Finley
17	12/2/06	Jeff Hamilton	Chicago 4 at Nashville 3 (OT)	Chris Mason
18	2/24/07	Tomas Holmstrom	Detroit 3 at Nashville 4 (OT)	Tomas Vokoun
19	10/11/07	Fredrik Sjostrom	Phoenix 6 at Nashville 3	Chris Mason
20	1/24/08	Radim Vrbata	Nashville 3 at Phoenix 4 (OT)	Chris Mason
21	2/9/08	Jonathan Cheechoo	Nashville 3 at San Jose 4	Chris Mason
22	10/15/08	Fabian Brunnstrom	Nashville 4 at Dallas 6	Dan Ellis
23	10/23/08	Jarome Iginla	Calgary 5 at Nashville 3	Dan Ellis
24	12/8/08	B.J. Crombeen	Nashville 3 at St. Louis 6	Pekka Rinne

PENALTY SHOTS

PREDATORS' PENALTY SHOTS (6 GOALS, 15 STOPS)

NO.	DATE	PLAYER	GOALTENDER	SCORE	RESULT
1	11/18/99	Kimmo Timonen	Jeff Hackett	Montreal 1 at Nashville 6	GOAL
2	1/31/00	Randy Robitaille	Mike Richter	Nashville 1 at NY Rangers 5	NO GOAL
*3	12/23/00	David Legwand	Kirk McLean	Nashville 3 at NY Rangers 2 (OT)	GOAL
4	10/6/01	Vladimir Orszagh	Fred Brathwaite	St. Louis 2 at Nashville 2 (OT)	NO GOAL
5	1/23/03	Rem Murray	Mike Dunham	NY Rangers 4 at Nashville 2	NO GOAL
6	2/17/03	Adam Hall	Steve Shields	Boston 1 at Nashville 5	NO GOAL
7	11/5/05	David Legwand	Jason LaBarbera	Nashville 2 at Los Angeles 3 (SO)	NO GOAL
8	11/10/05	Steve Sullivan	Marty Turco	Dallas 3 at Nashville 5	NO GOAL
9	11/24/05	Paul Kariya	Jason LaBarbera	Los Angeles 3 at Nashville 4	NO GOAL
10	12/7/05	Steve Sullivan	Olaf Kolzig	Nashville 5 at Washington 2	NO GOAL
11	12/23/05	Steve Sullivan	Marc Denis	Nashville 5 at Columbus 4	NO GOAL
12	1/8/06	Steve Sullivan	Craig Anderson	Nashville 5 at Chicago 1	GOAL
13	3/21/06	Scott Hartnell	Manny Legace	Nashville 3 at Detroit 2 (SO)	NO GOAL
*14	11/16/06	Paul Kariya	Niklas Backstrom	Minnesota 7 at Nashville 6 (SO)	NO GOAL
15	12/23/06	Paul Kariya	Dan Cloutier	Los Angeles 0 at Nashville 7	NO GOAL
16	12/23/06	David Legwand	Dan Cloutier	Los Angeles 0 at Nashville 7	GOAL
17	2/19/07	J.P. Dumont	Curtis Joseph	Phoenix 1 at Nashville 4	GOAL
18	2/28/07	Martin Erat	Evgeni Nabokov	Nashville 4 at San Jose 3 (SO)	NO GOAL
19	12/31/07	Scott Nichol	Marty Turco	Nashville 1 at Dallas 0	NO GOAL
20	2/27/08	Scott Nichol	Ryan Miller	Nashville 4 at Buffalo 8	NO GOAL
21	11/6/08	Vernon Fiddler	Miikka Kiprusoff	Nashville 6 at Calgary 7	GOAL

OPPONENTS' PENALTY SHOTS (11 GOALS, 14 STOPS)

NO.	DATE	PLAYER	GOALTENDER	SCORE	RESULT
1	12/1/98	Shaun Van Allen	Eric Fichaud	Ottawa 3 at Nashville 1	NO GOAL
2	12/19/98	Markus Naslund	Mike Dunham	Nashville 6 at Vancouver 4	GOAL
3	2/29/00	John Madden	Mike Dunham	New Jersey 2 at Nashville 1	NO GOAL
4	3/17/00	Jeremy Roenick	Tomas Vokoun	Nashville 4 at Phoenix 3 (OT)	GOAL
5	12/20/00	Gary Roberts	Mike Dunham	Nashville 3 at Toronto 1	NO GOAL
6	3/19/01	David Vyborny	Tomas Vokoun	Nashville 2 at Columbus 1	GOAL
7	3/22/01	Alexei Zhamnov	Tomas Vokoun	Nashville 2 at Chicago 1 (OT)	NO GOAL
8	4/9/02	Keith Tkachuk	Jan Lasak	Nashville 2 at St. Louis 3	NO GOAL
*9	10/15/02	Brad Isbister	Tomas Vokoun	Nashville 3 at NY Islanders 4 (OT)	NO GOAL
10	10/19/02	Pavel Bure	Tomas Vokoun	Nashville 2 at NY Rangers 2 (OT)	GOAL
11	10/30/02	Cory Stillman	Mike Dunham	Nashville 0 at St. Louis 7	NO GOAL
12	2/23/03	Robert Reichel	Tomas Vokoun	Nashville 5 at Toronto 2	NO GOAL
13	3/29/03	Dany Heatley	Tomas Vokoun	Atlanta 3 at Nashville 2	NO GOAL
14	4/1/03	Steve Thomas	Tomas Vokoun	Anaheim 2 at Nashville 1 (OT)	GOAL
15	12/13/03	Vaclav Nedorost	Tomas Vokoun	Florida 2 at Nashville 2 (OT)	NO GOAL
16	12/17/05	David Vyborny	Tomas Vokoun	Columbus 3 at Nashville 7	GOAL
17	12/30/05	Ryan Smyth	Tomas Vokoun	Nashville 2 at Edmonton 4	GOAL
*18	1/13/06	Frantisek Kaberle	Tomas Vokoun	Nashville 4 at Carolina 5 (OT)	GOAL
19	1/21/06	Trevor Letowski	Tomas Vokoun	Columbus 2 at Nashville 7	NO GOAL
20	11/22/06	Mike Modano	Tomas Vokoun	Nashville 0 at Dallas 1	NO GOAL
21	2/17/07	Pierre-Marc Bouchard	Tomas Vokoun	Minnesota 1 at Nashville 4	GOAL
22	10/27/07	Josef Stumpel	Dan Ellis	Florida 3 at Nashville 4	GOAL
23	12/10/07	Valtteri Filppula	Dan Ellis	Detroit 2 at Nashville 1	GOAL
24	1/3/08	Kyle Brodziak	Dan Ellis	Edmonton 2 at Nashville 5	NO GOAL
25	2/10/08	Keith Yandle	Dan Ellis	Nashville 6 at Phoenix 3	NO GOAL

*Penalty shots occurred in overtime. Legwand's goal (12/23/00) at 3:17 of overtime was the first overtime penalty shot goal in NHL history.

SHUTOUTS

NO.	DATE	GOALTENDER	SAVES	SCORE
1	1/15/99	Tomas Vokoun	31	Phoenix 0 at Nashville 2
2	3/24/99	Mike Dunham	27	Nashville 3 at Tampa Bay 0
3	12/30/99	Tomas Vokoun	25	Atlanta 0 at Nashville 6
4	11/30/00	Tomas Vokoun	22	Nashville 3 at Chicago 0
5	1/19/01	Mike Dunham	35	Boston 0 at Nashville 1 (OT)
6	1/31/01	Mike Dunham	26	Nashville 3 at Anaheim 0
7	3/10/01	Tomas Vokoun	17	Nashville 3 at San Jose 0
8	3/21/01	Mike Dunham	23	Nashville 0 at Minnesota 0 (OT)
9	4/5/01	Mike Dunham	33	Calgary 0 at Nashville 4
10	10/11/01	Mike Dunham	26	Calgary 0 at Nashville 1
11	11/23/01	Tomas Vokoun	27	Pittsburgh 0 at Nashville 5
12	2/9/02	Tomas Vokoun	25	Nashville 1 at Columbus 0 (OT)
13	2/12/02	Mike Dunham	21	Florida 0 at Nashville 1
14	3/5/02	Mike Dunham	26	Nashville 2 at San Jose 0
15	2/13/03	Tomas Vokoun	36	NY Islanders 0 at Nashville 2
16	2/25/03	Tomas Vokoun	19	Columbus 0 at Nashville 5
17	2/27/03	Tomas Vokoun	22	Pittsburgh 0 at Nashville 6
18	12/20/03	Tomas Vokoun	21	Detroit 0 at Nashville 1
19	1/13/04	Chris Mason	33	Los Angeles 0 at Nashville 0 (OT)
20	1/19/04	Tomas Vokoun	26	Minnesota 0 at Nashville 2
21	2/26/04	Tomas Vokoun	27	Minnesota 0 at Nashville 4
22	11/29/05	Tomas Vokoun	31	Calgary 0 at Nashville 2
23	2/4/06	Tomas Vokoun	40	Chicago 0 at Nashville 6
24	3/14/06	Tomas Vokoun	31	Vancouver 0 at Nashville 5
25	3/16/06	Tomas Vokoun	24	Phoenix 0 at Nashville 2
26	4/6/06	Chris Mason	18	Nashville 3 at St. Louis 0
27	4/11/06	Chris Mason	27	Nashville 2 at St. Louis 0
28	10/18/06	Tomas Vokoun	38	Nashville 3 at NY Rangers 0
29	11/11/06	Chris Mason	42	Colorado 0 at Nashville 1
30	11/23/06	Tomas Vokoun (39:58, 21)/ Chris Mason (20:00, 13)	34	Vancouver 0 at Nashville 6
31	12/14/06	Chris Mason	22	Ottawa 0 at Nashville 6
32	12/23/06	Chris Mason	34	Los Angeles 0 at Nashville 7
33	12/30/06	Chris Mason	38	Boston 0 at Nashville 5
34	1/12/07	Tomas Vokoun	22	Columbus 0 at Nashville 2
35	1/18/07	Chris Mason	33	Columbus 0 at Nashville 4
36	2/3/07	Tomas Vokoun	36	Anaheim 0 at Nashville 3
37	2/14/07	Tomas Vokoun	22	San Jose 0 at Nashville 5
38	3/24/07	Tomas Vokoun	26	Nashville 4 at Edmonton 0
39	10/4/07	Chris Mason	35	Colorado 0 at Nashville 4
40	10/25/07	Dan Ellis	20	Atlanta 0 at Nashville 3
41	11/1/07	Dan Ellis	29	Nashville 3 at Vancouver 0
42	12/31/07	Dan Ellis	22	Nashville 1 at Dallas 0
43	1/8/08	Chris Mason	28	Nashville 7 at Los Angeles 0
44	1/15/08	Chris Mason	22	Nashville 3 at Calgary 0
45	1/22/08	Dan Ellis	38	Nashville 4 at Colorado 0
46	2/5/08	Chris Mason	34	Carolina 0 at Nashville 1
47	3/25/08	Dan Ellis	36	Columbus 0 at Nashville 1
48	3/28/08	Dan Ellis	43	Nashville 2 at Columbus 0
49	11/25/08	Dan Ellis	17	St. Louis 1 at Nashville 0 (SO)
50	12/1/08	Pekka Rinne	30	Nashville 2 at Buffalo 0
51	12/6/08	Pekka Rinne	32	Minnesota 0 at Nashville 1
52	12/13/08	Dan Ellis	27	Dallas 0 at Nashville 3
53	12/20/08	Pekka Rinne	23	NY Islanders 0 at Nashville 1
54	1/13/09	Pekka Rinne	17	Nashville 2 at Toronto 0
55	2/6/09	Dan Ellis	22	Nashville 2 at Minnesota 0
56	2/21/09	Pekka Rinne	30	Nashville 1 at St. Louis 0 (OT)
57	2/28/09	Pekka Rinne	30	Detroit 0 at Nashville 8
58	3/14/09	Pekka Rinne	18	Nashville 2 at Phoenix 0

SHUTOUTS AGAINST

	DATE	GOALTENDER	SAVES	SCORE
1	10/10/98	Kirk McLean	26	Florida 1 at Nashville 0
2	11/24/98	Jamie McLennan	19	Nashville 0 at St. Louis 4
3	12/28/98	Ed Belfour	14	Nashville 0 at Dallas 1
4	1/11/99	John Vanbiesbrouck	24	Nashville 0 at Philadelphia 8
5	3/28/99	Roman Turek	21	Dallas 3 at Nashville 0
6	10/2/99	Stephane Fiset	27	Los Angeles 2 at Nashville 0
7	11/26/99	Craig Billington	19	Nashville 0 at Washington 1
8	2/16/00	Manny Fernandez	18	Nashville 0 at Dallas 3
9	3/5/00	Guy Hebert	33	Nashville 0 at Anaheim 1
10	3/21/00	Brian Boucher	27	Philadelphia 2 at Nashville 0
11	11/15/00	Milan Hnilicka	37	Nashville 0 at Atlanta 1
12	11/22/00	Ed Belfour	24	Dallas 1 at Nashville 0
13	11/24/00	Roman Turek	28	St. Louis 4 at Nashville 0
14	12/6/00	Tommy Salo	18	Nashville 0 at Edmonton 4
15	12/7/00	Mike Vernon	15	Nashville 0 at Calgary 3
16	12/16/00	Jocelyn Thibault	24	Chicago 3 at Nashville 0
17	1/6/01	Martin Biron	29	Buffalo 2 at Nashville 0
18	2/16/01	Evgeni Nabokov	19	San Jose 2 at Nashville 0
19	3/11/01	Jean-Sebastien Giguere	31	Nashville 0 at Anaheim 1 (OT)
20	3/21/01	Jamie McLennan	27	Nashville 0 at Minnesota 0 (OT)
21	3/24/01	Patrick Lalime	20	Ottawa 4 at Nashville 0
22	4/7/01	Roman Turek	19	Nashville 0 at St. Louis 1
23	10/27/01	Manny Legace (34:18, 15)/ Dominik Hasek (25:42, 4)	19	Detroit 1 at Nashville 0
24	11/2/01	Ed Belfour	16	Nashville 0 at Dallas 3
25	11/29/01	Sean Burke	27	Nashville 0 at Phoenix 1
26	12/26/01	Kevin Weekes	31	Tampa Bay 1 at Nashville 0
27	1/15/02	Felix Potvin	24	Nashville 0 at Los Angeles 2
28	1/21/02	Robert Esche	19	Phoenix 1 at Nashville 0
29	3/12/02	Dan Cloutier	23	Vancouver 5 at Nashville 0
30	10/30/02	Fred Brathwaite	19	Nashville 0 at St. Louis 7
31	12/8/02	Jean-Sebastien Giguere	20	Nashville 0 at Anaheim 3
32	12/10/02	Felix Potvin	19	Los Angeles 3 at Nashville 0
33	12/17/02	Roman Turek	23	Calgary 3 at Nashville 0
34	1/12/03	Jocelyn Thibault	17	Nashville 0 at Chicago 2
35	2/22/03	Patrick Lalime	18	Nashville 0 at Ottawa 4
36	3/15/03	Chris Osgood	35	St. Louis 1 at Nashville 0
37	3/31/03	Curtis Joseph	27	Nashville 0 at Detroit 3
38	4/4/03	Sean Burke	24	Nashville 0 at Phoenix 1
39	4/6/03	Marty Turco	21	Nashville 0 at Dallas 2
40	10/28/03	Brent Johnson	26	Nashville 0 at St. Louis 1
41	11/19/03	Roman Cechmanek	30	Nashville 0 at Los Angeles 3
42	1/5/04	Curtis Joseph	26	Nashville 0 at Detroit 6
43	1/13/04	Roman Cechmanek	29	Los Angeles 0 at Nashville 0 (OT)
44	1/22/04	Roman Turek	23	Nashville 0 at Calgary 4
45	2/23/04	Cristobal Huet	21	Nashville 0 at Los Angeles 3
46	1/3/06	David Aebischer	32	Nashville 0 at Colorado 3
47	2/8/06	Manny Legace	20	Nashville 0 at Detroit 6
48	3/1/06	Craig Anderson	20	Nashville 0 at Chicago 3
49	11/10/06	Dominik Hasek	21	Nashville 0 at Detroit 3
50	11/22/06	Mike Smith	17	Nashville 0 at Dallas 1
51	12/6/06	Jean-Sebastien Giguere	21	Nashville 0 at Anaheim 4
52	2/16/07	Manny Legace	19	Nashville 0 at St. Louis 1
53	3/21/07	Roberto Luongo	20	Nashville 0 at Vancouver 2
54	10/20/07	Evgeni Nabokov	22	Nashville 0 at San Jose 3
55	10/23/07	Jason Labarbera	17	Nashville 0 at Los Angeles 6
56	3/30/08	Dominik Hasek	22	Nashville 0 at Detroit 1 (OT)
57	11/4/08	Roberto Luongo	24	Nashville 0 at Vancouver 4
58	11/8/08	Peter Budaj	26	Nashville 0 at Colorado 1
59	11/25/08	Chris Mason	47	St. Louis 1 at Nashville 0 (SO)
60	12/23/08	Tomas Vokoun	27	Nashville 0 at Florida 3
61	2/16/09	Alex Auld	24	Ottawa 2 at Nashville 0

OVERTIME HISTORY

	HOME					ROAD					OVERALL				
YEAR	GP	W	L	T	PCT	GP	W	L	T	PCT	GP	W	L	T	PCT
1998-99	5	0	1	4	.400	5	1	1	3	.500	10	1	2	7	.450
1999-00	5	0	2	3	.300	13	4	5	4	.462	18	4	7	7	.417
2000-01	9	2	0	7	.611	8	3	3	2	.500	17	5	3	9	.559
2001-02	10	2	0	8	.600	8	3	0	5	.688	18	5	0	13	.639
2002-03	9	3	1	5	.611	16	2	6	8	.375	25	5	7	13	.460
2003-04	12	3	2	7	.542	10	4	2	4	.600	22	7	4	11	.568
2005-06	6	5	1	-	.833	11	4	7	-	.364	17	9	8	-	.529
2006-07	9	4	5	-	.444	8	5	3	-	.625	17	9	8	-	.529
2007-08	9	5	4	-	.556	8	3	5	-	.375	17	8	9	-	.471
2008-09	10	6	4	-	.600	10	6	4	-	.600	20	12	8	-	.600
TOTAL	84	30	20	34	.560	97	35	36	26	.495	181	65	56	60	.525

	HOME					ROAD					OVERALL				
		WINS		LOSSES			WINS		LOSSES			WINS		LOSSES	
YEAR	GP	OTW	SOW	OTL	SOL	GP	OTW	SOW	OTL	SOL	GP	OTW	SOW	OTL	SOL
2005-06	6	1	4	0	1	11	2	2	5	2	17	3	6	5	3
2006-07	9	2	2	2	3	8	1	4	1	2	17	3	6	3	5
2007-08	9	3	2	1	3	8	2	1	3	2	17	5	3	4	5
2008-09	10	2	4	2	2	10	4	2	1	3	20	6	6	3	5
TOTAL	34	8	12	5	9	37	9	9	10	9	71	17	21	15	18

TEAM RECORD VS. NHL

	GP	W	L	T	PCT
Anaheim	12	5	5	2	.500
Atlanta	4	2	1	1	.625
Boston	3	2	0	1	.833
Buffalo	2	0	1	1	.250
Calgary	9	2	3	4	.444
Carolina	3	1	1	1	.500
Chicago	13	5	4	4	.538
Colorado	9	3	1	5	.611
Columbus	9	4	4	1	.500
Dallas	2	0	1	1	.250
Detroit	16	6	6	4	.500
Edmonton	8	3	2	3	.563
Florida	5	2	0	3	.700
Los Angeles	8	2	3	3	.438
Minnesota	7	0	2	5	.357
Montreal	4	1	2	1	.375
New Jersey	4	2	2	0	.500
NY Islanders	2	1	1	0	.500
NY Rangers	3	2	0	1	.833
Ottawa	0	0	0	0	.000
Philadelphia	5	2	0	3	.700
Phoenix	9	5	2	2	.667
Pittsburgh	3	0	1	2	.333
St. Louis	18	9	5	4	.611
San Jose	8	3	3	2	.500
Tampa Bay	3	0	1	2	.333
Toronto	2	1	0	1	.750
Vancouver	7	1	4	2	.286
Washington	3	0	2	1	.167

GOALTENDER RECORD

NASHVILLE

	GP	W	L	T	PCT
Rinne	13	9	4	0	.692
Ellis	16	8	8	0	.500
Mason	24	12	11	1	.521
Dunham	44	11	9	24	.523
Vokoun	85	25	25	35	.500

OPPOSING GOALTENDER RECORDS (vs. NSH)

	GP	W	L	T	PCT
Aebischer	2	0	2	0	.000
Anderson	2	0	2	0	.000
Aubin	1	0	0	1	.500
Auld	1	0	1	0	.000
Backstrom	2	2	0	0	1.000
Belfour	1	1	0	0	1.000
Billington	1	0	0	1	.500
Biron	1	0	0	1	.500
Boucher	3	1	1	1	.500
Brathwaite	3	1	0	2	.667
Brodeur	3	2	1	0	.667
Bryzgalov	3	1	2	0	.333
Burke	3	0	2	1	.167
Cechmanek	4	0	1	3	.375
Clemmensen	1	0	1	0	.000
Cloutier	2	1	0	1	.750
Conklin	2	1	1	0	.500
Dafoe	2	0	1	1	.250
Denis	4	1	1	2	.500
Dunham	1	0	1	0	.000
Fernandez	4	0	1	3	.375
Fitzpatrick	1	0	0	1	.500
Fuhr	1	1	0	0	1.000
Garon	1	1	0	0	1.000
Gerber	2	2	0	0	1.000
Giguere	8	4	4	0	.500
Hackett	1	0	0	1	.500
Halak	1	1	0	0	1.000
Hasek	4	2	1	1	.625
Hebert	2	0	0	2	.500
Hedberg	2	0	1	1	.250
Hnilicka	1	0	0	1	.500
Hodson	1	0	0	1	.500
Holmqvist	1	1	0	0	1.000
Huet	2	0	2	0	.000
Irbe	1	0	0	1	.500
B. Johnson	3	1	1	1	.500
Joseph	2	0	0	2	.500
Khabibulin	4	1	2	1	.375
Kiprusoff	3	1	1	1	.500
Labarbera	1	1	0	0	1.000

	GP	W	L	T	PCT
Lalime	2	1	1	0	.500
Legace	8	0	7	1	.063
Lehtonen	1	1	0	0	1.000
LeNeveu	1	0	1	0	.000
Luongo	6	2	1	3	.583
Maracle	1	0	1	0	.000
Markkanen	2	0	2	0	.000
C. Mason	4	2	2	0	.500
S. Mason	2	1	1	0	.500
McLean	1	0	1	0	.000
McLennan	2	0	0	2	.500
Munro	1	0	0	1	.500
Nabokov	5	1	2	2	.400
Niittymaki	1	0	1	0	.000
Norrena	1	0	1	0	.000
Osgood	9	5	2	2	.667
Passmore	2	0	0	2	.500
Pelletier	1	0	1	0	.000
Potvin	3	1	0	2	.667
Prusek	1	1	0	0	1.000
Quick	1	0	1	0	.000
Richter	1	0	0	1	.500
Roloson	2	0	1	1	.250
Roy	5	1	0	4	.600
Salo	5	1	2	2	.400
Sanford	1	1	0	0	1.000
Schaefer	1	1	0	0	1.000
Schwab	1	0	1	0	.000
Shtalenkov	1	0	0	1	.500
Skudra	1	1	0	0	1.000
Snow	1	1	0	0	1.000
Storr	2	1	1	0	.500
Theodore	2	2	0	0	1.000
Thibault	3	0	2	1	.167
Toivonen	2	1	1	0	.500
Toskala	1	1	0	0	1.000
Turco	1	0	0	1	.500
Turek	4	1	1	2	.500
Vanbiesbrouck	1	0	0	1	.500
Weekes	1	0	1	0	.000

OVERTIME HISTORY

OVERTIME DECISIONS

Date	Result	Goal Scorer/Time	Goaltenders
1/14/1999	Nashville 1 at DETROIT 2	Vy. Kozlov, 2:54	Vokoun/Osgood
1/30/1999	NASHVILLE 3 at New Jersey 2	Bordeleau, 2:43	Dunham/Brodeur
2/13/1999	PITTSBURGH 3 at Nashville 2	K. Miller, 3:39	Vokoun/Skudra
11/3/1999	Nashville 4 at CALGARY 5	Albelin, 4:56	Dunham/Fuhr
11/22/1999	Nashville 2 at ST. LOUIS 3	Eastwood, 2:39	Dunham/Turek
12/6/1999	NASHVILLE 4 at Atlanta 3	Robitaille, 2:26	Dunham/Maracle
1/13/2000	VANCOUVER 4 at Nashville 3	Messier, 3:29	Dunham/Snow
1/21/2000	Nashville 4 at CALGARY 5	V. Bure, 3:06	Dunham/Brathwaite
1/24/2000	NASHVILLE 3 at Edmonton 2	Krivokrasov, 1:19	Dunham/Salo
2/10/2000	BUFFALO 2 at Nashville 1	Woolley, 4:08	Vokoun/Hasek
3/4/2000	Nashville 2 at LOS ANGELES 3	Stumpel, 0:28	Dunham/Storr
3/14/2000	Nashville 2 at DETROIT 3	Shanahan, 4:10	Vokoun/Osgood
3/17/2000	NASHVILLE 4 at Phoenix 3	Johnson, 3:56	Vokoun/Burke
3/19/2000	NASHVILLE 2 at Los Angeles 1	Ronning, 0:51	Dunham/Storr
10/19/2000	NASHVILLE 2 at Detroit 1	Ronning, 1:51	Dunham/Legace
10/25/2000	Nashville 1 at COLORADO 2	Forsberg, 3:58	Dunham/Roy
12/23/2000	NASHVILLE 3 at NY Rangers 2	Legwand, 3:17 *	Dunham/McLean
1/17/2001	Nashville 3 at DALLAS 4	Hull, 1:41	Vokoun/Belfour
1/19/2001	Boston 0 at NASHVILLE 1	Hulse, 2:24	Dunham/Dafoe
3/11/2001	Nashville 0 at ANAHEIM 1	Crowley, 3:40	Dunham/Giguere
3/22/2001	NASHVILLE 2 at Chicago 1	Eaton, 1:54	Vokoun/Thibault
3/29/2001	Phoenix 3 at NASHVILLE 4	Legwand, 0:36	Vokoun/Burke
10/25/2001	NASHVILLE 5 at Calgary 4	Delmore, 3:20	Dunham/Turek
12/29/2001	Detroit 2 at NASHVILLE 3	Berenzweig, 2:20	Dunham/Hasek
1/17/2002	Toronto 2 at NASHVILLE 3	Johnson, 0:47	Dunham/Schwab
1/24/2002	NASHVILLE 3 at Philadelphia 2	Arkhipov, 1:16	Dunham/Cechmanek
2/9/2002	NASHVILLE 1 at Columbus 0	Arkhipov, 2:45	Vokoun/Denis
10/15/2002	Nashville 3 at NY ISLANDERS 4	Aucoin, 1:50	Vokoun/Osgood
10/18/2002	Nashville 2 at NEW JERSEY 3	Elias, 1:16	Dunham/Brodeur
11/2/2002	Nashville 5 at LOS ANGELES 6	Modry, 1:45	Dunham/Potvin
11/3/2002	Nashville 1 at PHOENIX 2	Briere, 4:20	Vokoun/Boucher
12/23/2002	NASHVILLE 3 at Florida 2	Legwand, 0:48	Vokoun/Luongo
1/7/2003	St. Louis 1 at NASHVILLE 2	Delmore, 4:44	Vokoun/Johnson
1/11/2003	Phoenix 3 at NASHVILLE 4	Walker, 0:37	Vokoun/Pelletier
1/18/2003	NASHVILLE 3 at Edmonton 2	Delmore, 3:35	Vokoun/Markkanen
3/1/2003	Chicago 4 at NASHVILLE 5	Walker, 2:49	Vokoun/Thibault
3/4/2003	Nashville 1 at ST. LOUIS 2	Papineau, 1:45	Vokoun/Sanford
3/23/2003	Nashville 2 at EDMONTON 3	Cross, 2:12	Vokoun/Salo
4/1/2003	ANAHEIM 2 at Nashville 1	Thomas, 4:07	Vokoun/Giguere
11/21/2003	NASHVILLE 4 at Anaheim 3	Hartnell, 1:31	Vokoun/Giguere
12/3/2003	NASHVILLE 2 at Carolina 1	Hartnell, 3:30	Vokoun/Weekes
12/16/2003	VANCOUVER 2 at Nashville 1	Morrison, 1:19	Vokoun/Cloutier
12/18/2003	Nashville 4 at MONTREAL 5	Souray, 0:35	Vokoun/Garon
1/8/2004	Colorado 3 at NASHVILLE 4	York, 1:12	Mason/Aebischer
1/31/2004	San Jose 2 at NASHVILLE 3	Zidlicky, 4:44	Vokoun/Nabokov
2/20/2004	NASHVILLE 3 at Anaheim 2	Walker, 3:34	Vokoun/Giguere
2/28/2004	NY Rangers 1 at NASHVILLE 2	Hutchinson, 3:50	Vokoun/Markkanen
3/14/2004	Nashville 2 at DETROIT 3	Shanahan, 0:40	Vokoun/Joseph
3/27/2004	COLUMBUS 3 at Nashville 2	Wright, 2:03	Vokoun/Denis
4/4/2004	NASHVILLE 2 at Colorado 1	Legwand, 0:32	Mason/Salo
10/26/2005	Nashville 2 at COLUMBUS 3	Foote, 0:35	Vokoun/Prusek
11/2/2005	Nashville 2 at SAN JOSE 3	McCauley, 1:44	Mason/Schaefer
1/13/2006	Nashville 4 at CAROLINA 5	Kaberle, 2:31 *	Vokoun/Gerber
1/24/2006	NASHVILLE 2 at Detroit 1	Kariya, 0:35	Vokoun/Legace
2/2/2006	Colorado 3 at NASHVILLE 4	Sullivan, 2:09	Vokoun/Aebischer
3/5/2006	Nashville 2 at EDMONTON 3	Pronger, 4:17	Vokoun/Conklin
3/9/2006	NASHVILLE 3 at Vancouver 2	Legwand, 0:06	Vokoun/Auld
3/11/2006	Nashville 2 at SAN JOSE 3	Ehrhoff, 2:56	Vokoun/Toskala
10/21/2006	VANCOUVER 4 at Nashville 3	Krajicek, 2:32	Vokoun/Luongo
12/2/2006	CHICAGO 4 at Nashville 3	Hamilton, 0:59	Mason/Khabibulin
12/17/2006	NASHVILLE 2 at St. Louis 1	Timonen, 3:11	Mason/Legace
1/9/2007	Anaheim 4 at NASHVILLE 5	Sullivan, 3:12	Vokoun/Bryzgalov
2/24/2007	Detroit 3 at NASHVILLE 4	Forsberg, 2:11	Vokoun/Osgood
3/22/2007	Nashville 2 at CALGARY 3	Warrener, 1:27	Mason/Kiprusoff
11/15/2007	Chicago 4 at NASHVILLE 5	Erat, 0:19	Mason/Khabibulin
1/24/2008	Nashville 3 at PHOENIX 4	Michalek, 4:31	Mason/Bryzgalov
2/2/2008	Phoenix 2 at NASHVILLE 3	Radulov, 4:10	Ellis/Bryzgalov
2/7/2008	TAMPA BAY 2 at Nashville 1	Prospal, 0:58	Holmqvist/Ellis
2/16/2008	St. Louis 1 at NASHVILLE 2	Weber, 0:40	Ellis/Legace
2/17/2008	Nashville 4 at MINNESOTA 5	Gaborik, 4:55	Backstrom/Mason
3/7/2008	NASHVILLE 2 at Calgary 1	Dumont, 2:13	Ellis/Kiprusoff
3/30/2008	Nashville 0 at DETROIT 1	Franzen, 3:21	Hasek/Ellis
4/1/2008	NASHVILLE 4 at St. Louis 3	Peverley, 1:43	Mason/Toivonen
11/11/2008	NASHVILLE 4 at San Jose 3	Koistinen, 2:28	Ellis/Boucher
11/14/2008	NASHVILLE 4 at Anaheim 3	Hamhuis, 2:17	Ellis/Giguere
11/28/2008	NASHVILLE 4 at Atlanta 3	Suter, 1:44	Rinne/Hedberg
2/19/2009	ST. LOUIS 2 at Nashville 1	Tkachuk, 2:52	Mason/Rinne
2/21/2009	NASHVILLE 1 at St. Louis 0	Weber, 2:36	Rinne/Mason
3/3/2009	Edmonton 5 at NASHVILLE 6	Arnott, 2:31	Roloson/Rinne
3/10/2009	WASHINGTON 2 at Nashville 1	Fedorov, 2:20	Theodore/Ellis
3/18/2009	Nashville 3 at ANAHEIM 4	Selanne, 0:34	Rinne/Giguere
3/28/2009	Los Angeles 3 at NASHVILLE 4	Sullivan, 3:41	Quick/Rinne

*denotes game ended in overtime with a converted penalty shot.

SCORELESS TIES

3/21/2001	Nashville 0 at Minnesota 0	Dunham/McLennan
1/13/2004	Los Angeles 0 at Nashville 0	Mason/Cechmanek

NASHVILLE OVERTIME SCORING

	G	A	PTS
Legwand	5	5	10
Timonen	1	6	7
Walker	3	3	6
Zidlicky	1	5	6
Delmore	3	2	5
Sullivan	3	2	5
Johnson	2	3	5
Weber	2	3	5
Hartnell	2	2	4
Ronning	2	2	4
Suter	1	3	4
Arkhipov	2	1	3
Arnott	1	2	3
Dumont	1	2	3
Hamhuis	1	2	3
Eaton	1	2	3
Kariya	1	2	3
J. York	1	2	3
Bonk	0	3	3
Orszagh	0	3	3
Erat	1	1	2
Peverley	1	1	2
Radulov	1	1	2
Murray	0	2	2
Skrastins	0	2	2
Yachmenev	0	2	2
Berenzweig	1	0	1
Bordeleau	1	0	1
Forsberg	1	0	1
Hulse	1	0	1
Hutchinson	1	0	1
Koistinen	1	0	1
Krivokrasov	1	0	1
Robitaille	1	0	1
Classen	0	1	1
de Vries	0	1	1
Fitzgerald	0	1	1
Hlavac	0	1	1
Houlder	0	1	1
Millar	0	1	1
Peltonen	0	1	1
Rinne	0	1	1
Zanon	0	1	1

OPPONENT OVERTIME SCORING

	G	A	PTS
S. Fedorov	1	2	3
C. Pronger	1	2	3
Shanahan	2	0	2
A. Aucoin	1	1	2
Selanne	1	1	2
Savard	0	2	2
Spacek	0	2	2
Tverdovsky	0	2	2
Albelin, Briere, V. Bure, Cross, Crowley, Eastwood, Erhoff, Elias, Foote, Forsberg, Franzen, Gaborik, Hamilton, Hull, F. Kaberle, Vy. Kozlov, L, Krajicek, McCauley, Messier, Z. Michalek, Kip Miller, Modry, Morrison, Papineau, Prospal, Souray, Stumpel, S. Thomas, Tkachuk, Warrener, Woolley, Wright	1	0	1
Amonte, Bates, Bednar, Bertuzzi, R. Blake, Bourque, Boyle, Bulis, Chelios, Chubarov, Cooke, Cullen, Demitra, Doan, Domenichelli, Dvorak, Getzlaf, Gomez, Hejduk, Jagr, K. Johnsson, D. Keith, Kesler, S. Koivu, Vi. Kozlov, Letowski, Lidstrom, Lukowich, MacInnis, Marchant, Matvichuk, McDonald, Nagy, Nickulas, R. Neidermayer, Oshie, Ovechkin, Palffy, Patrick, Rafalski, B. Richards, Salei, Salvador, Satan, Sharp, Sopel, Stoll, B. Stuart, Suchy, Tanguay, J. Thornton, Visnovsky, Vrbata, S. Yelle, M. York, Yzerman, Zetterberg	0	1	1

ALL-TIME SHOOTOUTS

Nashville vs.:	W	L	PCT.
Anaheim	1	2	.333
Atlanta	0	1	.000
Boston	1	0	1.000
Chicago	3	2	.600
Columbus	3	2	.600
Detroit	2	2	.500
Florida	1	0	1.000
Los Angeles	0	1	.000
Minnesota	0	1	.000
Montreal	1	1	.500
New Jersey	1	1	.500
NY Islanders	1	0	1.000
Philadelphia	1	0	1.000
Phoenix	1	0	1.000
St. Louis	4	2	.667
San Jose	1	1	.500
Vancouver	0	1	.000
Washington	0	1	.000
TOTALS	**21**	**18**	**.538**

Pekka Rinne

Nashville Goaltenders

Goalie	Goals	Attempts	%	W-L
Rinne	5	24	79.17%	5-2
Mason	11	38	71.05%	7-5
Vokoun	15	37	59.46%	6-6
Ellis	10	20	50.00%	3-5
TEAM TOTALS	**36**	**95**	**62.11%**	**21-18**

Opposing Goaltenders

Goalie	Goals	Attempts	%	W-L
Leclaire (CBJ)	0	3	100.00%	1-0
Lehtonen (ATL)	0	3	100.00%	1-0
Luongo (VAN)	0	3	100.00%	1-0
Toivonen (STL)	0	3	100.00%	1-0
Brodeur (N.J)	0	2	100.00%	1-0
LaBarbera (L.A)	0	2	100.00%	1-0
Giguere (ANA)	2	10	80.00%	2-1
Halak (MTL)	1	4	75.00%	1-0
Theodore (WSH)	1	4	75.00%	1-0
C. Mason (STL)	1	4	75.00%	1-1
Osgood (DET)	3	10	70.00%	2-1
Clemmensen (N.J)	1	3	66.67%	0-1
Leneveu (PHX)	1	3	66.67%	0-1
S. Mason (CBJ)	2	6	66.67%	1-1
Nabokov (S.J)	3	7	57.14%	1-1
Conklin (CBJ)	1	2	50.00%	0-1
Norrena (CBJ)	1	2	50.00%	0-1
Fernandez (BOS)	2	4	50.00%	0-1
Backstrom (MIN)	2	4	50.00%	1-0
Legace (DET-STL)	6	12	50.00%	0-3
Lalime (STL-CHI)	4	7	42.86%	2-1
Anderson (CHI-FLA)	3	4	25.00%	0-2
Huet (MTL-CHI)	4	5	20.00%	0-2
Dunham (NYI)	2	2	0.00%	0-1
Khabibulin (CHI)	2	2	0.00%	0-1
Niittymaki (PHI)	2	2	0.00%	0-1
OPP. TOTALS	**44**	**113**	**61.06%**	**18-21**

ALL–TIME SHOOTOUTS CONT.

Nashville Shooters

Player	Goals	Attempts	%	GDG
Arnott	1	1	100.00%	1
Sillinger	1	1	100.00%	0
Koistinen	3	4	75.00%	1
Kariya	12	18	66.67%	3
Bonk	2	4	50.00%	0
Peverley	2	5	40.00%	1
Erat	7	19	36.84%	6
Sullivan	6	17	35.29%	4
Fiddler	2	6	33.33%	0
Radulov	4	14	28.57%	3
Legwand	1	4	25.00%	1
Dumont	2	9	22.22%	1
Zidlicky	1	6	16.67%	0
Forsberg	0	1	0.00%	0
Timonen	0	1	0.00%	0
Vasicek	0	1	0.00%	0
Gamache	0	2	0.00%	0
TEAM TOTALS	**44**	**113**	**38.94%**	**21**

Opposing Shooters

Player	Goals	Attempts	%	GDG
Demitra (L.A-MIN)	2	2	100.00%	1
S. Koivu (MTL)	2	2	100.00%	1
Pavelski (S.J)	2	2	100.00%	0
Franzen (DET)	1	1	100.00%	1
Hamilton (CHI)	1	1	100.00%	0
Hossa (ATL)	1	1	100.00%	1
Raymond (VAN)	1	1	100.00%	1
Nummelin (MIN)	1	1	100.00%	0
Nylander (WSH)	1	1	100.00%	1
Plekanec (MTL)	1	1	100.00%	0
Roenick (L.A)	1	1	100.00%	0
Rolston (MIN)	1	1	100.00%	1
Semin (WSH)	1	1	100.00%	0
Voracek (CBJ)	1	1	100.00%	1
Vrbata (CHI)	1	1	100.00%	1
Wheeler (BOS)	1	1	100.00%	0
Yzerman (DET)	1	1	100.00%	0
Datsyuk (DET)	3	4	75.00%	1
Boyes (STL)	2	3	66.67%	1
Kane (CHI)	2	3	66.67%	0
Selanne (ANA)	2	3	66.67%	2
Williams (DET-CHI-CBJ)	2	3	66.67%	0
Cheechoo (S.J)	1	2	50.00%	1
Getzlaf (ANA)	1	2	50.00%	0
Gionta (N.J)	1	2	50.00%	0
Hudler (DET)	1	2	50.00%	0
Perron (STL)	1	2	50.00%	1
Zherdev (CBJ)	1	2	50.00%	1
Kozlov (N.J-NYI-WSH)	1	3	33.33%	1
Sharp (CHI)	1	3	33.33%	1
Zetterberg (DET)	1	3	33.33%	0
Nash (CBJ)	1	4	25.00%	0
Axelsson (BOS)	0	1	0.00%	0
Backstrom (WSH)	0	1	0.00%	0
Barnaby (CHI)	0	1	0.00%	0
Bergeron (BOS)	0	1	0.00%	0
Boyle (S.J)	0	1	0.00%	0
Brule (CBJ)	0	1	0.00%	0
Cajanek (STL)	0	1	0.00%	0
Cleary (DET)	0	1	0.00%	0
Clowe (S.J)	0	1	0.00%	0
Fedorov (ANA)	0	1	0.00%	0
Filppula (DET)	0	1	0.00%	0
Foote (CBJ)	0	1	0.00%	0
Gagne (PHI)	0	1	0.00%	0
Guerin (STL)	0	1	0.00%	0
Holmstrom (DET)	0	1	0.00%	0
Horton (FLA)	0	1	0.00%	0
Huselius (CBJ)	0	1	0.00%	0
Kariya (STL)	0	1	0.00%	0
Kessel (BOS)	0	1	0.00%	0
M. Koivu (MIN)	0	1	0.00%	0
Kovalchuk (ATL)	0	1	0.00%	0
Kovalev (MTL)	0	1	0.00%	0
Knuble (PHI)	0	1	0.00%	0
Nagy (PHX)	0	1	0.00%	0
Nedved (PHX)	0	1	0.00%	0
Olesz (FLA)	0	1	0.00%	0
Oshie (STL)	0	1	0.00%	0
Parise (N.J)	0	1	0.00%	0
Peca (CBJ)	0	1	0.00%	0
Perezhogin (MTL)	0	1	0.00%	0
Ryan (ANA)	0	1	0.00%	0
Saprykin (PHX)	0	1	0.00%	0
Satan (NYI)	0	1	0.00%	0
Shanahan (DET)	0	1	0.00%	0
Shannon (VAN)	0	1	0.00%	0
Stillman (FLA)	0	1	0.00%	0
Thornton (S.J)	0	1	0.00%	0
Toews (CHI)	0	1	0.00%	0
Vyborny (CBJ)	0	1	0.00%	0
Havlat (CHI)	0	2	0.00%	0
Elias (N.J)	0	2	0.00%	0
A. Kostitsyn (MTL)	0	2	0.00%	0
McDonald (ANA)	0	2	0.00%	0
Novotny (CBJ)	0	2	0.00%	0
Perry (ANA)	0	2	0.00%	0
Rucinsky (STL)	0	2	0.00%	0
Tkachuk (STL)	0	2	0.00%	0
Weight (STL)	0	3	0.00%	0
OPP. TOTALS	**41**	**119**	**34.45%**	**18**

ROOKIES & VETERANS, BY THE NUMBERS & ALL-TIME ATTENDANCE

ROOKIES & VETERANS

YOUNGEST PREDATORS		ELDEST PREDATORS	
Name	**Age (Years, Days)**	**Name**	**Age (Years, Days)**
Scott Hartnell	18 years, 172 days	Martin Gelinas	37 years, 262 days
David Legwand	18 years, 243 days	Stu Grimson	36 years, 206 days
Scottie Upshall	19 years, 8 days	Cliff Ronning	36 years, 165 days
Martin Erat	20 years, 38 days	Greg de Vries	36 years, 97 days
Alexander Radulov	20 years, 108 days	Bill Houlder	36 years, 26 days
Petr Sykora	20 years, 114 days	Brent Gilchrist	36 years, 3 days
Shea Weber	20 years, 145 days	Wade Flaherty	35 years, 68 days
Timofei Shishkanov	20 years, 195 days	Greg Johnson	35 years, 45 days
Jordin Tootoo	20 years, 249 days	Yanic Perreault	35 years, 26 days
Ryan Suter	20 years, 257 days	Mike Sillinger	34 years, 305 days

Age determined at first game for youngest Predators, last game (regular season or playoffs) for the eldest.

Martin Gelinas

PREDATORS BY THE NUMBERS

1… Mike Dunham.
2… Rob Zettler, Dan Keczmer, Dan Hamhuis.
3… Bill Houlder, Karlis Skrastins, Marek Zidlicky, Wade Belak.
4… Jay More, Mark Eaton, Vitaly Vishnevski, Ville Koistinen.
5… Jan Vopat, Andy Delmore, Brad Bombardir, Greg Zanon.
6… Bob Boughner, Stan Neckar, Shea Weber.
7… Jeff Nelson, Cliff Ronning, Scottie Upshall, Greg de Vries.
8… Doug Friedman, Craig Millar, Stu Grimson, Kevin Klein.
9… Darren Turcotte, Greg Classen, Sergei Zholtok, Paul Kariya.
10… Patric Kjellberg, Clarke Wilm, Martin Erat.
11… David Legwand.
12… Brad Smyth, Rob Valicevic, Yves Sarault, Reid Simpson, Scott Nichol.
13… Jere Karalahti.
14… Rich Brennan, Brett Hauer, Steve Dubinsky, Jon Sim, Oleg Petrov, Jordin Tootoo, Ramzi Abid, Radek Bonk.
15… Drake Berehowsky, Petr Tenkrat, Rem Murray, Kris Beech, Josh Langfeld.
16… Ville Peltonen, Marc Moro, Jere Karalahti, Denis Pederson, Timofei Shishkanov, Darcy Hordichuk.
17… Patrick Cote, Scott Hartnell, Jan Hlavac.
18… Mark Mowers, Adam Hall.
19… Andrew Brunette, Mike Watt, Martin Erat, Jim McKenzie, Brendan Witt, Jason Arnott.
20… Jamie Heward, John Namestnikov, Nathan Perrott, Oleg Petrov, Todd Warriner, Simon Gamache, Ryan Suter.
21… Tom Fitzgerald, Andreas Johansson, Peter Forsberg.
22… Greg Johnson, Jordin Tootoo.
23… Blair Atcheynum, Bill Houlder, Jamie Allison, Martin Gelinas.
24… Scott Walker, Brandon Bochenski.
25… Sergei Krivokrasov, Denis Arkhipov, Jerred Smithson.
26… Phil Crowe, Bubba Berenzweig, Wade Brookbank, Steve Sullivan.
27… John Slaney, Randy Robitaille, Jukka Hentunen, Pascal Trepanier, Jason York, Patric Hornqvist.
28… Denny Lambert, Jeremy Stevenson, Cameron Mann, Tomas Kloucek, Patrick Leahy, Ryan Jones.
29... Tomas Vokoun, Joel Ward.
30... Chris Mason.
31... Brian Finley.
32... Jeff Daniels, Cale Hulse, Mathieu Darche.
33... Marc Moro, Vladimir Orszagh.
34... Corey Hirsch, Adam Hall, Wade Flaherty, Shane Hnidy, Sheldon Brookbank.
35... Eric Fichaud, Jan Lasak, Pekka Rinne.
36... J.J. Daigneault, Niklas Andersson, Sean Haggerty, Robert Schnabel.
37... Jeremy Stevenson, Greg Zanon, Rich Peverley.
38... Alexandre Boikov, Vernon Fiddler.
39... Marian Cisar, Domenic Pittis, Dan Ellis.
40... Karlis Skrastins, David Gosselin, Mike Farrell.
41... Richard Lintner, Brent Gilchrist, Simon Gamache, Jed Ortmeyer.
42... Joel Bouchard, Pavel Skrbek, Robert Schnabel, Andrew Hutchinson, Jerred Smithson, Mikko Lehtonen, Antti Pihlstrom.
43... Vitali Yachmenev.
44... Kimmo Timonen, Alexander Sulzer.
45... Jason Morgan.
46... Wyatt Smith.
47... Matt Henderson, Libor Pivko, Alexander Radulov.
48... Jonas Andersson, Shea Weber, Cal O'Reilly.
49... Rory Fitzpatrick, Kevin Klein, Michael Leighton.
50... Petr Sykora.
51... Francis Bouillon.
53... Mike Santorelli.
54... Darren Haydar.
55... Jordin Tootoo, Danny Markov.
56... Kris Beech.
63... Josef Vasicek.
71... Sebastien Bordeleau, J.P. Dumont.
74... Brantt Myhres, Nick Tarnasky.
81... Mike Sillinger.
94... Yanic Perreault.

Home Attendance at the Sommet Center

Season	Capacity	Games	Total Att.	% Capacity	Sellouts	High	Low	Average
1998-99	17,298	41	664,282	94	17	17,298	13,507	16,202
1999-00	17,113	41	680,582	97	20	17,113	15,107	16,600
2000-01	17,113	40*	635,784	93	13	17,113	13,594	15,895
2001-02	17,113	41	608,347	87	5	17,244	12,333	14,838
2002-03	17,113	41	542,367	77	5	17,113	10,123	13,228
2003-04	17,113	41	539,450	77	6	17,113	9,586	13,157
2005-06	17,113	41	591,556	84	10	17,113	10,135	14,428
2006-07	17,113	41	625,649	89	11	17,113	10,927	15,260
2007-08	17,113	41	611,328	87	9	17,113	11,764	14,910
2008-09	17,113	41	615,439	88	7	17,113	11,294	15,011

* Nashville's game against the Pittsburgh Penguins at the Saitama Super Arena in Saitama, Japan on October 8, 2000 was considered a home game. Attendance for the game - which is not accounted for in the above table - was 13,426.

THE PREDATORS VS. THE NHL

Predators Top Scorers vs. Individual Opponent, All-Time

Player	Vs.	GP	G	A	PTS	PIM
David Legwand	Chicago	46	18	26	44	20
David Legwand	Columbus	40	15	17	32	40
Martin Erat	Columbus	39	10	22	32	28
David Legwand	Detroit	45	11	19	30	22
Kimmo Timonen	Chicago	44	8	22	30	24
David Legwand	Edmonton	32	10	16	26	20
Kimmo Timonen	Detroit	46	6	20	26	22
Scott Hartnell	Chicago	33	8	17	25	37
Martin Erat	Chicago	36	8	17	25	22
Kimmo Timonen	Columbus	37	7	18	25	34
Greg Johnson	Chicago	36	6	19	25	20
Marek Zidlicky	Columbus	28	5	20	25	33

Predators Goal Leaders vs. Individual Opponent, All-Time

Player	Vs.	GP	G
David Legwand	Chicago	46	18
David Legwand	Columbus	40	15
Scott Walker	Phoenix	21	11
Scott Hartnell	Detroit	29	11
David Legwand	Detroit	45	11
Jason Arnott	Calgary	12	10
Scott Hartnell	St. Louis	35	10
Martin Erat	Columbus	39	10

Predators Games Played vs. Individual Opponents, All-Time

Player	Vs.	GP
David Legwand	St. Louis	50
David Legwand	Chicago	46
Kimmo Timonen	Detroit	46
David Legwand	Detroit	45
Kimmo Timonen	Chicago	44
Kimmo Timonen	St. Louis	43
David Legwand	Columbus	40
Martin Erat	Columbus	39
Martin Erat	St. Louis	39

Most Points vs. Individual Opponent, Single Season

Player	Vs.	Season	GP	G	A	PTS
David Legwand	Chicago	2006-07	8	6	7	13
Paul Kariya	Chicago	2006-07	8	3	10	13
Paul Kariya	Columbus	2005-06	8	3	10	13
Marek Zidlicky	Columbus	2005-06	6	4	7	11
Scott Hartnell	Chicago	2005-06	8	3	8	11

Predators Goal Leaders vs. Individual Opponent, Single Season

Player	Vs.	Season	GP	G
Jason Arnott	Calgary	2006-07	4	6
Sergei Krivokrasov	Vancouver	1998-99	4	6
David Legwand	Chicago	2006-07	8	6
Yanic Perreault	Chicago	2005-06	8	6
Five tied with				5

Predators Assist Leaders vs. Individual Opponent, All-Time

Player	Vs.	GP	A
David Legwand	Chicago	46	26
Martin Erat	Columbus	39	22
Kimmo Timonen	Chicago	44	22
Marek Zidlicky	Columbus	28	20
Kimmo Timonen	Detroit	46	20
Greg Johnson	Chicago	36	19
David Legwand	Detroit	45	19

Predators Penalty Minutes vs. Individual Opponents, All-Time

Player	Vs.	GP	PIM
Jordin Tootoo	Columbus	28	88
Scott Hartnell	Calgary	20	67
Jordin Tootoo	St. Louis	23	66
Patrick Cote	Chicago	9	61
Dan Hamhuis	Chicago	36	58
Scott Hartnell	Columbus	35	54

Predators Assist Leaders vs. Individual Opponent, Single Season

Player	Vs.	Season	GP	A
Paul Kariya	Chicago	2006-07	8	10
Paul Kariya	Columbus	2005-06	8	10
Scott Hartnell	Chicago	2005-06	8	8
J.P. Dumont	Detroit	2008-09	6	7
Marek Zidlicky	Columbus	2005-06	6	7
Paul Kariya	St. Louis	2005-06	8	7
David Legwand	Chicago	2006-07	8	7
Kimmo Timonen	Columbus	2005-06	8	7

Most Penalty Minutes vs. Individual Opponent, Single Season

Player	Vs.	Season	GP	PIM
Patrick Cote	Chicago	1998-99	6	49
Darcy Hordichuk	Los Angeles	2005-06	4	39
Denny Lambert	Chicago	1998-99	5	37
Jeremy Stevenson	Chicago	2005-06	1	35
Denny Lambert	Detroit	1998-99	6	35

Predators Goals-Against Average Leaders vs. Individual Opponent, All-Time (min. 200 minutes)

Goalie	Vs.	GP	GAA
Dan Ellis	Columbus	5	1.25
Chris Mason	Los Angeles	7	1.44
Mike Dunham	Florida	5	1.60
Tomas Vokoun	Buffalo	5	1.75
Chris Mason	Columbus	11	1.78
Tomas Vokoun	Washington	5	1.82

Predators Win Leaders vs. Individual Opponent, All-Time

Goalie	Vs.	Wins
Tomas Vokoun	Columbus	18
Tomas Vokoun	San Jose	13
Chris Mason	St. Louis	13
Tomas Vokoun	Calgary	11
Tomas Vokoun	Phoenix	11
Tomas Vokoun	St. Louis	10

THE NHL VS. THE PREDATORS

Top All-Time Scorers vs. Nashville

Player	Team(s)	GP	G	A	PTS	PIM
Nicklas Lidstrom	Detroit	62	14	37	51	24
Jarome Iginla	Calgary	36	23	21	44	15
Teemu Selanne	ANA-S.J-COL	35	17	24	41	6
Pavel Datsyuk	Detroit	43	11	30	41	8
Keith Tkachuk	PHX-STL	46	17	23	40	76
Sergei Fedorov	DET-ANA-CBJ-WSH	50	15	25	40	32
Pavol Demitra	STL-L.A-MIN-VAN	42	17	21	38	4
Brendan Shanahan	DET-NYR-NJ	42	23	14	37	81
Chris Pronger	STL-EDM-ANA	41	8	26	34	30
Mike Modano	Dallas	39	20	13	33	42
Robert Lang	PIT-WSH-DET-CHI-MTL	34	18	15	33	18
Markus Naslund	VAN-NYR	37	13	20	33	22
Joe Thornton	BOS-S.J	24	6	27	33	27

Goal Leaders vs. Nashville, All-Time

Player	Team(s)	GP	G
Jarome Iginla	Calgary	36	23
Brendan Shanahan	DET-NYR-N.J	43	23
Mike Modano	Dallas	39	20
Robert Lang	PIT-WSH-DET-CHI-MTL	34	18
Teemu Selanne	ANA-S.J-COL	35	17
Pavol Demitra	STL-L.A-MIN-VAN	42	17
Keith Tkachuk	PHX-STL	46	17

Games Played Leaders vs. Nashville, All-Time

Player	Team(s)	GP
Nicklas Lidstrom	Detroit	62
Kirk Maltby	Detroit	57
Kris Draper	Detroit	55
Tomas Holmstrom	Detroit	53
Sergei Fedorov	DET-ANA-CBJ-WSH	50
Chris Chelios	Chicago-Detroit	48
Jamal Mayers	St. Louis-Toronto	48

Assist Leaders vs. Nashville, All-Time

Player	Team(s)	GP	A
Nicklas Lidstrom	Detroit	62	37
Pavel Datsyuk	Detroit	43	30
Joe Thornton	BOS-S.J	24	27
Chris Pronger	STL-EDM-ANA	41	26
Sergei Fedorov	DET-ANA-CBJ-WSH	50	25
Teemu Selanne	ANA-S.J-COL	35	24
Keith Tkachuk	PHX-STL	46	23

Penalty Minute Leaders vs. Nashville, All-Time

Player	Team(s)	GP	PIM
Jody Shelley	CBJ-S.J	33	106
Barret Jackman	St. Louis	33	84
Todd Simpson	CGY-FLA-PHX-ANA-OTT-CHI	21	81
Brendan Shanahan	DET-NYR-N.J	42	81
Adam Foote	COL-CBJ	38	80
Sean Avery	NYR-DAL	18	79

Most Points vs. Nashville, Single Season

Player	Team	Season	GP	G	A	PTS
Pavel Datsyuk	Detroit	2006-07	8	2	11	13
Alexei Zhamnov	Chicago	1998-99	6	4	7	11
Martin Havlat	Chicago	2006-07	6	5	5	10
Jonathan Toews	Chicago	2007-08	8	5	5	10
Steve Yzerman	Detroit	1999-00	6	4	6	10
Peter Forsberg	Colorado	2002-03	4	2	8	10
Chris Pronger	St. Louis	1999-00	6	2	8	10
Patrick Kane	Chicago	2007-08	8	2	8	10

Goal Leaders vs. Nashville, Single Season

Player	Team(s)	Season	GP	G
Geoff Sanderson	Columbus	2000-01	4	6
Tony Amonte	Chicago	1998-99	6	6
Rick Nash	Columbus	2008-09	6	6
Brad Boyes	St. Louis	2007-08	8	6
Johan Franzen	Detroit	2007-08	8	6
Robert Lang	Chicago	2007-08	8	6
Patrick Sharp	Chicago	2007-08	8	6
Eight tied with				5

Assist Leaders vs. Nashville, Single Season

Player	Team(s)	Season	GP	A
Pavel Datsyuk	Detroit	2006-07	8	11
Peter Forsberg	Colorado	2002-03	4	8
Nicklas Lidstrom	Detroit	1999-00	6	8
Chris Pronger	St. Louis	1999-00	6	8
Patrick Kane	Chicago	2007-08	8	8
Seven tied with				7

Penalty Minute Leaders vs. Nashville, Single Season

Player	Team(s)	Season	GP	PIM
Krzysztof Oliwa	Calgary	2003-04	4	54
Todd Simpson	Chicago	2005-06	3	44
Kirk Maltby	Detroit	2003-04	6	38
Kevin Bieksa	Vancouver	2007-08	3	34
Steve Yzerman	Detroit	2003-04	6	34
Matthew Barnaby	BUF-PIT	1998-99	3	33
Sylvain Blouin	Minnesota	2000-01	3	33

All-Time Goals-Against Average vs. Nashville (min. 200 minutes)

Goalie	Team(s)	GP	GAA
John Vanbiesbrouck	PHI-NYI	4	0.73
Roman Cechmanek	PHI-L.A	6	1.10
Chris Mason	St. Louis	4	1.18
Byron Dafoe	Boston	6	1.48
Robert Esche	PHX-PHI	4	1.51

All-Time Win Leaders vs. Nashville

Goalie	Team(s)	Wins
Chris Osgood	DET-NYI-STL	17
J.S. Giguere	CGY-ANA	15
Manny Legace	L.A-DET-STL	13
Nikolai Khabibulin	PHX-T.B-CHI	13
Evgeni Nabokov	San Jose	12
Marty Turco	Dallas	11
Roman Turek	DAL-STL-CGY	11

FRANCHISE FIRSTS

FIRST GAME
October 10, 1998
Florida Panthers 1, Nashville Predators 0
Nashville Arena
Attendance: 17,285 (sellout)
Coaches: Barry Trotz (head coach), Paul Gardner (assistant coach) and Brent Peterson (assistant coach)
Captain: Tom Fitzgerald

Starting Line-up
Left Wing - Andrew Brunette
Center - Greg Johnson
Right Wing -Sergei Krivokrasov
Defenseman - Joel Bouchard
Defenseman - Bob Boughner
Goaltender - Mike Dunham

Players Dressed: Mike Dunham, Jay More, Bob Boughner, Darren Turcotte, Patric Kjellberg, Patrick Cote, Andrew Brunette, Jamie Heward, Tom Fitzgerald, Greg Johnson, Blair Atcheynum, Scott Walker, Sergei Krivokrasov, John Slaney, Denny Lambert, Eric Fichaud, J.J. Daigneault, Brad Smyth, Jeff Nelson, Joel Bouchard

Did Not Dress: Ville Peltonen, Drake Berehowsky, Greg de Vries, Jan Vopat, Sebastien Bordeleau



FIRST WIN
10/13/98 vs. Carolina, 3-2
(Goalie of record: Mike Dunham)
At Home:
10/13/98 vs. Carolina, 3-2 (Mike Dunham)
On Road:
11/6/98 at Calgary, 2-1 (Mike Dunham)
In Overtime:
1/30/99 at New Jersey, 3-2 (Mike Dunham)
In Shootout:
10/8/05 vs. Anaheim, 3-2 (Tomas Vokoun)

FIRST LOSS
10/10/98 vs. Florida, 1-0 (Mike Dunham)
At Home:
10/10/98 vs. Florida, 1-0 (Mike Dunham)
On Road:
10/17/98 at Ottawa, 3-1 (Mike Dunham)
In Overtime:
1/14/99 at Detroit, 2-1 (Tomas Vokoun)
In Shootout:
11/5/05 at Los Angeles, 3-2 (Tomas Vokoun)

FIRST TIE
10/19/98 at Toronto, 2-2 (Mike Dunham)
At Home:
12/8/98 vs. Edmonton, 3-3 (Tomas Vokoun)
On Road:
10/19/98 at Toronto, 2-2 (Mike Dunham)
FIRST SCORELESS GAME
3/21/01 at Minnesota (Mike Dunham/Jamie McLennan)

FIRST GOAL
Andrew Brunette (Bouchard, Johnson), 10/13/98 in 3-2 win vs. Carolina (5:12, 1st per.)
Players on ice: Brunette, Johnson, Krivokrasov, Heward, Bouchard
FIRST GOAL AGAINST
Ray Whitney (Murphy, Kvasha), 10/10/98 in 1-0 loss vs. Florida (2:26, 3rd per.)

FIRST TWO-GOAL GAME
Sergei Krivokrasov, 10/27/98 in 5-4 win vs. Vancouver
FIRST HAT TRICK
Rob Valicevic (3g-0a), 11/10/99 in 4-2 win at Chicago
FIRST HAT TRICK AGAINST
Joe Sakic (3g-0a), 2/19/99 in 4-4 tie vs. Colorado
FIRST TWO-POINT GAME
Greg Johnson (2a), 10/13/98 in 3-2 win vs. Carolina
FIRST THREE-POINT GAME
Sergei Krivokrasov (2g-1a), 10/27/98 in 5-4 win vs. Vancouver
FIRST FOUR-POINT GAME
Sebastien Bordeleau (2g-2a) & Sergei Krivokrasov (2g-2a), 12/19/98 in 6-4 win at Vancouver
FIRST FIVE-POINT GAME
Marek Zidlicky (5a), 2/18/04 in 7-3 win vs. San Jose
FIRST 20-GOAL SCORER
Sergei Krivokrasov (reached 20 goals on 3/12/99 vs. Chicago)
FIRST 30-GOAL SCORER
Steve Sullivan (reached 30 goals on 3/21/06 at Detroit)
FIRST 60-POINT SCORER
Cliff Ronning (reached 60 points on 3/28/00 vs. NY Islanders)
FIRST 70-POINT SCORER
Paul Kariya (reached 70 points on 3/25/06 at Los Angeles)
FIRST 80-POINT SCORER
Paul Kariya (reached 80 points on 4/15/06 vs. Phoenix)
FIRST GAME-WINNING GOAL
J.J. Daigneault (Heward, Johnson), 10/13/98 in 3-2 win vs. Carolina (12:18, 1st period)
FIRST GAME-TYING GOAL
Sergei Krivokrasov (Johnson, Bouchard), 12/8/98 in 3-3 tie vs. Edmonton (14:24, 3rd per.)
FIRST EMPTY-NET GOAL
Scott Walker (Daniels), 11/10/98 in 4-2 win at San Jose (19:48, 3rd per.)
FIRST OVERTIME GOAL
Sebastien Bordeleau (Fitzgerald), 1/30/99 in 3-2 win at New Jersey (2:43, OT)
FIRST GOAL BY A GOALTENDER
Chris Mason, 4/15/06 in 5-1 win vs. Phoenix (10:47, 3rd per.)

FIRST POWER PLAY GOAL
J.J. Daigneault (Heward, Johnson), 10/13/98 in 3-2 win vs. Carolina (12:18, 1st per.)
FIRST POWER PLAY GOAL AGAINST
Ray Whitney (Murphy, Kvasha), 10/10/98 in 1-0 loss vs. Florida (2:26, 3rd per.)
FIRST SHORTHANDED GOAL
Scott Walker (unassisted), 10/24/98 in 5-4 loss at Chicago (4:31, 1st per.)
FIRST SHORTHANDED GOAL AGAINST
Magnus Arvedson (Yashin, Redden), 10/17/98 in 3-1 loss at Ottawa (8:07, 3rd per.)
FIRST MINOR PENALTY
Tom Fitzgerald (high sticking), 10/10/98 in 1-0 loss vs. Florida (4:09, 1st per.)
FIRST MAJOR PENALTY
Patrick Cote (fighting), 10/10/98 in 1-0 loss vs. Florida (6:52, 1st per.)
FIRST GAME MISCONDUCT
Denny Lambert, 10/21/98 in 5-2 loss at Detroit (14:47, 3rd per.)
FIRST PENALTY SHOT
Kimmo Timonen scored on Jeff Hackett, 11/18/99 in 6-1 win vs. Montreal (9:45, 2nd per.)
FIRST PENALTY SHOT AGAINST
Shaun Van Allen stopped by Eric Fichaud, 12/1/98 in 3-1 loss at Ottawa (15:42, 3rd per.)
FIRST SHOT ON GOAL
Bob Boughner, 10/10/98 in 1-0 loss vs. Florida (7:10, 1st per. vs. Kirk McLean)
FIRST 40+ SHOTS GAME
11/21/98 in 6-3 loss vs. NY Islanders, 42 shots
FIRST 50+ SHOTS GAME
10/14/99 in 5-1 loss vs. San Jose, 52 shots
FIRST 40+ SAVES GAME
10/21/98 in 5-2 loss at Detroit, Mike Dunham (52 saves)
FIRST 50+ SAVES GAME
10/21/98 in 5-2 loss at Detroit, Mike Dunham (52 saves)
FIRST SHUTOUT
Tomas Vokoun, 1/15/99 in 2-0 win vs. Phoenix (31 saves)
FIRST SHUTOUT AGAINST
Kirk McLean, 10/10/98 in 1-0 loss vs. Florida (26 saves)

ALL TIME DRAFT SELECTIONS

2009 NHL Entry Draft: June 26-27, 2009 in Montreal, Que.

RD	OVR	NAME	POS	CLUB
1	11	Ryan Ellis	D	Windsor (OHL)
2	41	Zach Budish	RW	Edina H.S. (USHS-Minn.)
2	42	Charles-Olivier Roussel	D	Shawinigan (QMJHL)
3	70	Taylor Beck	LW	Guelph (OHL)
3	72	Michael Latta	C	Guelph (OHL)
4	98	Craig Smith	C	Waterloo (USHL)
4	102	Mattias Ekholm	D	Mora Jr. (Sweden-Jr.)
4	110	Nick Oliver	C	Roseau H.S. (USHS-Minn.)
5	132	Gabriel Bourque	LW	Baie-Comeau (QMJHL)
7	192	Cameron Reid	C	Westside (BCHL)

2008 NHL Entry Draft: June 20-21, 2008 in Ottawa, Ont.

RD	OVR	NAME	POS	CLUB
1	7	Colin Wilson	C	Boston Univ. (H-East)
1	18	Chet Pickard	G	Tri-City (WHL)
2	38	Roman Josi	D	Bern (Switzerland)
5	136	Taylor Stefishen	LW	Langley (BCHL)
6	166	Jeffrey Foss	D	R.P.I. (ECAC)
7	201	Jani Lajunen	C	Espoo Jr. (Finland-Jr.)
7	207	Anders Lindback	G	Brynas (Sweden)

2007 NHL Entry Draft: June 22-23, 2007 in Columbus, Ohio

RD	OVR	NAME	POS	CLUB
1	23	Jonathon Blum	D	Vancouver (WHL)
2	54	Jeremy Smith	G	Plymouth (OHL)
2	58	Nick Spaling	C	Kitchener (OHL)
3	81	Ryan Thang	LW	Notre Dame (CCHA)
4	114	Ben Ryan	C	Des Moines (USHL)
4	119	Mark Santorelli	C	Chilliwack (WHL)
5	144	Andreas Thuresson	RW	Malmo (Sweden)
6	174	Robert Dietrich	D	Dusseldorf (Germany)
7	204	Atte Engren	G	Lukko Jr. (Finland-Jr.)

2006 NHL Entry Draft: June 24, 2006 in Vancouver, B.C.

RD	OVR	NAME	POS	CLUB
2	56	Blake Geoffrion	LW	U.S. Nat'l U-18
4	105	Niko Snellman	LW	Ilves Jr. (Finland-Jr.)
5	146	Mark Dekanich	G	Colgate (ECAC)
6	176	Ryan Flynn	RW	U.S. Nat'l U-18
7	206	Viktor Sjodin	RW	Vasteras Jr. (Sweden–Jr.)

2005 NHL Entry Draft: July 30, 2005 in Ottawa, Ont.

RD	OVR	NAME	POS	CLUB
1	18	Ryan Parent	D	Guelph (OHL)
3	78	Teemu Laakso	D	HIFK Jr. (Finland-Jr.)
3	79	Cody Franson	D	Vancouver (WHL)
5	150	Cal O'Reilly	C	Windsor (OHL)
6	176	Ryan Maki	RW	Harvard (ECAC)
7	213	Scott Todd	D	Windsor (OHL)
7	230	Patric Hornqvist	LW	Vasby (Sweden–3)

2004 NHL Entry Draft: June 26-27, 2004 in Raleigh, N.C.

RD	OVR	NAME	POS	CLUB
1	15	Alexander Radulov	RW	Tver (Russia–2)
3	81	Vaclav Meidl	C	Plymouth (OHL)
4	107	Nick Fugere	LW	Gatineau (QMJHL)
5	139	Kyle Moir	G	Swift Current (WHL)
5	147	Janne Niskala	D	Lukko (Finland)
6	178	Michael Santorelli	C	Vernon (BCHL)
6	193	Kevin Schaeffer	D	Boston Univ. (H-East)
7	209	Stanislav Balan	C	Zlin Jr. (Czech–Jr.)
8	243	Denis Kulyash	D	CSKA Moscow (Russia)
8	258	Pekka Rinne	G	Karpat (Finland)
9	275	Craig Switzer	D	Salmon Arm (BCHL)

2003 NHL Entry Draft: June 21-22, 2003 in Nashville, Tenn.

RD	OVR	NAME	POS	CLUB
1	7	Ryan Suter	D	U.S. Nat'l U-18
2	35	Konstantin Glazachev	LW	Yaroslavl (Russia)
2	37	Kevin Klein	D	Toronto St. Michael's (OHL)
2	49	Shea Weber	D	Kelowna (WHL)
3	76	Richard Stehlik	D	Sherbrooke (QMJHL)
3	89	Paul Brown	RW	Kamloops (WHL)
3	92	Alexander Sulzer	D	Hamburg (Germany)
3	98	Grigory Shafigulin	C	Yaroslavl (Russia)
4	117	Teemu Lassila	G	TPS Turku (Finland)
4	133	Rustam Sidikov	G	CSKA Moscow (Russia–2)
7	210	Andrei Mukhachev	D	CSKA Moscow (Russia)
7	213	Miroslav Hanuljak	G	Litvinov Jr. (Czech–Jr.)
9	268	Lauris Darzins	C	Lukko Jr. (Finland–Jr.)

2002 NHL Entry Draft: June 22-23, 2002 in Toronto, Ont.

RD	OVR	NAME	POS	CLUB
1	6	Scottie Upshall	RW	Kamloops (WHL)
4	102	Brandon Segal	RW	Calgary (WHL)
5	138	Patrick Jarrett	C	Owen Sound (OHL)
6	172	Mike McKenna	G	St. Lawrence (ECAC)
7	203	Josh Morrow	D	Tri-City (WHL)
8	235	Kaleb Betts	C	Chilliwack (BCJHL)
9	264	Matt Davis	G	Moncton (QMJHL)
9	266	Steven Spencer	D	Swift Current (WHL)

2001 NHL Entry Draft: June 23-24, 2001 in Sunrise, Fla.

RD	OVR	NAME	POS	CLUB
1	12	Dan Hamhuis	D	Prince George (WHL)
2	33	Timofei Shishkanov	LW	Spartak (Russia–2)
2	42	Tomas Slovak	D	Kosice (Slovakia)
3	75	Denis Platonov	RW	Saratov (Russia–2)
3	76	Oliver Setzinger	C	Ilves (Finland)
4	98	Jordin Tootoo	RW	Brandon (WHL)
6	178	Anton Lavrentiev	D	Ak Bars Kazan (Russia–2)
8	240	Gustav Grasberg	C	Mora Jr. (Sweden–Jr.)
9	271	Mikko Lehtonen	D	Karpat (Finland)

2000 NHL Entry Draft: June 24-25, 2000 in Calgary, Alta.

RD	OVR	NAME	POS	CLUB
1	6	Scott Hartnell	RW	Prince Albert (WHL)
2	36	Daniel Widing	RW	Leksand IF (Sweden–Jr.)
3	72	Mattias Nilsson	D	MoDo (Sweden–Jr.)
3	89	Libor Pivko	LW	Havirov (Czech)
5	131	Matt Hendricks	C	Blaine H.S. (USHS-Minn.)
5	137	Mike Stuart	D	Colorado College (WCHA)
5	154	Matt Koalska	C	Twin Cities (USHL)
6	173	Tomas Harant	D	Zilina Jr. (Slovak–Jr.)
6	197	Zbynek Irgl	LW	HC Vitkovice (Czech)
7	203	Jure Penko	G	Green Bay (USHL)
8	236	Mats Christeen	D	Sodertalje (Sweden-Jr.)
9	284	Martin Hohener	D	Kloten (Switzerland)
8	220	Miroslav Durak	D	Slovan Bratislava (Slovakia)
9	248	Darren Haydar	RW	New Hampshire (H-East)

ALL TIME DRAFT SELECTIONS

1999 NHL Entry Draft: June 26, 1999 in Boston, Mass.

RD	OVR	NAME	POS	CLUB
1	6	Brian Finley	G	Barrie (OHL)
2	33	Jonas Andersson	RW	AIK Solna (Sweden–Jr.)
2	52	Adam Hall	RW	Michigan State (CCHA)
2	54	Andrew Hutchinson	D	Michigan State (CCHA)
2	61	Ed Hill	D	Barrie (OHL)
2	65	Jan Lasak	G	ZTK Zvolen (Slovak–Jr.)
3	72	Brett Angel	D	North Bay (OHL)
4	121	Yevgeny Pavlov	C	Lada Togliatti (Russia)
4	124	Alexandre Krevsun	RW	Samara (Russia)
5	131	Konstantin Panov	RW	Kamloops (WHL)
6	162	Timo Helbling	D	Davos (Switzerland)
7	191	Martin Erat	LW	ZPS Zlin Jr. (Czech–Jr.)
7	205	Kyle Kettles	G	Neepawa (MJHL)
8	220	Miroslav Durak	D	Slovan Bratislava (Slovakia)
9	248	Darren Haydar	RW	New Hampshire (H-East)

1998 NHL Entry Draft: June 27, 1998 in Buffalo, N.Y.

RD	OVR	NAME	POS	CLUB
1	2	David Legwand	C	Plymouth (OHL)
3	60	Denis Arkhipov	LW	Ak Bars Kazan (Russia)
3	85	Geoff Koch	LW	U. of Michigan (CCHA)
4	88	Kent Sauer	D	North Iowa (USHL)
5	138	Martin Beauchesne	D	Sherbrooke (QMJHL)
6	147	Craig Brunel	RW	Prince Albert (WHL)
8	202	Martin Bartek	LW	Sherbrooke (QMJHL)
9	230	Karlis Skrastins	D	TPS Turku (Finland)

1998 NHL Expansion Draft: June 26, 1998 in Buffalo, N.Y.

NAME	POS	CLUB
Mikhail Shtalenkov	G	Mighty Ducks of Anaheim
Mike Sullivan	C	Boston Bruins
Bob Boughner	D	Buffalo Sabres
Joel Bouchard	D	Calgary Flames
Jeff Daniels	LW	Carolina Hurricanes
Greg Johnson	C	Chicago Blackhawks
Uwe Krupp	D	Colorado Avalanche
Patrick Cote	LW	Dallas Stars
Doug Brown	RW	Detroit Red Wings
Doug Friedman	LW	Edmonton Oilers
Chris Armstrong	D	Florida Panthers
Frederic Chabot	G	Los Angeles Kings
Tomas Vokoun	G	Montreal Canadiens
Mike Dunham	G	New Jersey Devils
J.J. Daigneault	D	New York Islanders
Mike Richter	G	New York Rangers
Denny Lambert	LW	Ottawa Senators
Craig Darby	RW	Philadelphia Flyers
John Slaney	D	Phoenix Coyotes
Tony Hrkac	C	Pittsburgh Penguins
Blair Atcheynum	RW	St. Louis Blues
Al Lafrate	D	San Jose Sharks
Paul Brousseau	RW	Tampa Bay Lightning
Rob Zettler	D	Toronto Maple Leafs
Scott Walker	RW	Vancouver Canucks
Andrew Brunette	LW	Washington Capitals

(From L to R) NHL Commissioner Gary Bettman, Predators General Manager David Poile, Predators Assistant General Manager Paul Fenton, Predators 2009 first-round selection Ryan Ellis, Predators Amateur Scouts Jason Bukala and Rick Knickle and Predators Chief Amateur Scout Jeff Kealty.

ALUMNI REGISTER

Ramzi Abid — **LW** — **#14**

YEAR	GP	G	A	PTS	PIM
2006-07	13	1	4	5	13

- Signed as a free agent on July 21, 2006.
- Became a free agent on July 1, 2007.

Jamie Allison — **D** — **#23**

YEAR	GP	G	A	PTS	PIM
2003-04	47	0	3	3	76
2005-06	20	0	1	1	45
TOTALS	**67**	**0**	**4**	**4**	**121**

- Signed as a free agent on September 10, 2003.
- Claimed on waivers by Florida on February 13, 2006.

Niklas Andersson — **LW** — **#36**

YEAR	GP	G	A	PTS	PIM
1999-00	7	0	1	1	0

- Claimed on waivers from NY Islanders on January 20, 2000.
- Claimed on waivers by NY Islanders on February 19, 2000.

Denis Arkhipov — **C** — **#25**

YEAR	GP	G	A	PTS	PIM
2000-01	40	6	7	13	4
2001-02	82	20	22	42	16
2002-03	79	11	24	35	32
2003-04	72	9	12	21	22
TOTALS	**273**	**46**	**65**	**111**	**74**

- Selected by Nashville in the third round (60th overall) of the 1998 NHL Entry Draft.
- Became a free agent on July 1, 2006.

Blair Atcheynum — **RW** — **#23**

YEAR	GP	G	A	PTS	PIM
1998-99	53	8	6	14	16

- Claimed from St. Louis in the 1998 NHL Expansion Draft on June 26, 1998.
- Traded to St. Louis for a sixth-round selection in the 2000 NHL Entry Draft (Zbynek Irgl) on March 23, 1999.

Kris Beech — **C** — **#15**

YEAR	GP	G	A	PTS	PIM
2005-06	5	1	2	3	0

- Acquired from Pittsburgh for a conditional NHL Entry Draft selection (traded to Florida; Florida selected Derrick Lapoint) on September 9, 2005.
- Traded to Washington along with a first-round selection in the 2006 NHL Entry Draft (Semyon Varlamov) for Brendan Witt on March 9, 2006.

Drake Berehowsky — **D** — **#15**

YEAR	GP	G	A	PTS	PIM
1998-99	74	2	15	17	140
1999-00	79	12	20	32	87
2000-01	66	6	18	24	100
TOTALS	**219**	**20**	**53**	**73**	**327**

- Acquired from Edmonton along with Greg de Vries and Eric Fichaud for Mikhail Shtalenkov and Jim Dowd on October 1, 1998.
- Traded to Vancouver for Atlanta's second-round selection in the 2001 NHL Entry Draft (Timofei Shishkanov) on March 9, 2001.

Bubba Berenzweig — **D** — **#26**

YEAR	GP	G	A	PTS	PIM
1999-00	2	0	0	0	0
2000-01	5	0	0	0	0
2001-02	26	3	7	10	14
2002-03	4	0	0	0	0
TOTALS	**37**	**3**	**7**	**10**	**14**

- Acquired from NY Islanders for a fourth round selection (Johan Halvardsson) in the 1999 NHL Entry Draft on April 19, 1999.
- Traded to Dallas along with a conditional selection in the 2004 NHL Entry Draft for Jon Sim on February 17, 2003.

Brandon Bochenski — **RW** — **#24**

YEAR	GP	G	A	PTS	PIM
2007-08	8	1	2	3	0

- Acquired from Anaheim for future considerations on February 26, 2008.
- Became a free agent on July 1, 2008

Alexandre Boikov — **D** — **#38**

YEAR	GP	G	A	PTS	PIM
1999-00	2	0	0	0	2
2000-01	8	0	0	0	13
TOTALS	**10**	**0**	**0**	**0**	**15**

- Signed as a free agent on July 26, 1999.
- Became a free agent on July 1, 2002.

Brad Bombardir — **D** — **#5**

YEAR	GP	G	A	PTS	PIM
2003-04	13	0	0	0	4

- Acquired from Minnesota along with Sergei Zholtok for Buffalo's third-round selection (Clayton Stoner) and a fourth-round selection (Patrick Bordeleau) in the 2004 NHL Entry Draft on March 5, 2004.
- Became a free agent on July 1, 2004.

Radek Bonk — **C** — **#14**

YEAR	GP	G	A	PTS	PIM
2007-08	79	14	15	29	71
2008-09	66	9	16	25	34
TOTALS	**145**	**23**	**31**	**54**	**105**

- Signed as a free agent on July 2, 2007.
- Became a free agent on July 1, 2009.

Sebastien Bordeleau — **C** — **#71**

YEAR	GP	G	A	PTS	PIM
1998-99	72	16	24	40	26
1999-00	60	10	13	23	30
2000-01	14	2	3	5	14
TOTALS	**146**	**28**	**40**	**68**	**70**

- Acquired from Montreal for future considerations on June 26, 1998.
- Claimed on waivers by St. Louis on March 13, 2001.

Joel Bouchard — **D** — **#42**

YEAR	GP	G	A	PTS	PIM
1998-99	64	4	11	15	60
1999-00	52	1	4	5	23
TOTALS	**116**	**5**	**15**	**20**	**83**

- Claimed from Calgary in the 1998 Expansion Draft on June 26, 1998.
- Claimed on waivers by Dallas on March 14, 2000.

Bob Boughner — **D** — **#6**

YEAR	GP	G	A	PTS	PIM
1998-99	79	3	10	13	137
1999-00	62	2	4	6	97
TOTALS	**141**	**5**	**14**	**19**	**234**

- Claimed from Buffalo in the 1998 Expansion Draft on June 26, 1998.
- Traded to Pittsburgh for Pavel Skrbek on March 13, 2000.

Francis Bouillon — **D** — **#51**

YEAR	GP	G	A	PTS	PIM
2002-03	4	0	0	0	2

- Claimed from Montreal in the 2002 NHL Waiver Draft on October 4, 2002.
- Claimed on waivers by Montreal on October 25, 2002.

Rich Brennan — **D** — **#14**

YEAR	GP	G	A	PTS	PIM
2001-02	4	0	0	0	2

- Signed as a free agent on August 8, 2001.
- Traded to Los Angeles for Brett Hauer on December 18, 2001.

Sheldon Brookbank — **D** — **#34**

YEAR	GP	G	A	PTS	PIM
2006-07	3	0	1	1	12

- Signed as a free agent on August 4, 2005.
- Became a free agent on July 1, 2007.

Wade Brookbank — **D** — **#26**

YEAR	GP	G	A	PTS	PIM
2003-04	9	0	0	0	38

- Claimed from Ottawa in the 2003 NHL Waiver Draft on October 3, 2003.
- Traded to Vancouver for future considerations on December 17, 2003.

ALUMNI REGISTER

Andrew Brunette LW #19

YEAR	GP	G	A	PTS	PIM
1998-99	77	11	20	31	26

- Claimed from Washington in the 1998 NHL Expansion Draft on June 26, 1998.
- Traded to Atlanta for a conditional selection in the 2000 NHL Entry Draft (Matt Hendricks) on June 21, 1999.

Marian Cisar RW #39

YEAR	GP	G	A	PTS	PIM
1999-00	3	0	0	0	4
2000-01	60	12	15	27	45
2001-02	10	1	2	3	8
TOTALS	**73**	**13**	**17**	**30**	**57**

- Acquired from Los Angeles for future considerations on June 1, 1998.
- Became a free agent on July 1, 2007.

Greg Classen C #9

YEAR	GP	G	A	PTS	PIM
2000-01	27	2	4	6	14
2001-02	55	5	6	11	30
2002-03	8	0	0	0	4
TOTALS	**90**	**7**	**10**	**17**	**48**

- Signed as a free agent on March 27, 2000.
- Became a free agent on July 1, 2004.
- Signed as a free agent on August 31, 2005.
- Became a free agent on July 15, 2006.

Patrick Cote LW #17

YEAR	GP	G	A	PTS	PIM
1998-99	70	1	2	3	242
1999-00	21	0	0	0	70
TOTALS	**91**	**1**	**2**	**3**	**312**

- Claimed from Dallas in the 1998 NHL Expansion Draft on June 26, 1998.
- Traded to Edmonton for a fifth-round selection in the 2000 NHL Entry Draft (Matt Koalska) on June 12, 2000.

Phil Crowe RW #26

YEAR	GP	G	A	PTS	PIM
1999-00	4	0	0	0	10

- Acquired from Atlanta for future considerations on June 26, 1999.
- Became a free agent on July 1, 2000.

J.J. Daigneault D #33

YEAR	GP	G	A	PTS	PIM
1998-99	35	2	2	4	38

- Claimed from NY Islanders in the 1998 NHL Expansion Draft on June 26, 1998.
- Traded to Phoenix for future considerations on January 13, 1999.

Jeff Daniels LW #32

YEAR	GP	G	A	PTS	PIM
1998-99	9	1	3	4	2

- Claimed from Carolina in the 1998 NHL Expansion Draft on June 26, 1998.
- Became a free agent on July 1, 1999.

Mathieu Darche LW #32

YEAR	GP	G	A	PTS	PIM
2003-04	2	0	0	0	0

- Signed as a free agent on September 10, 2003.
- Became a free agent on July 1, 2004.

Andy Delmore D #5

YEAR	GP	G	A	PTS	PIM
2001-02	73	16	22	38	22
2002-03	71	18	16	34	28
TOTALS	**144**	**34**	**38**	**72**	**50**

- Acquired from Philadelphia for a third-round selection in the 2002 NHL Entry Draft (traded to Phoenix; Phoenix selected Joe Callahan) on July 31, 2001.
- Traded to Buffalo for a third-round selection in the 2004 NHL Entry Draft (traded to Minnesota. Minnesota selected Clayton Stoner) on June 27, 2003.

Greg de Vries D #7

YEAR	GP	G	A	PTS	PIM
1998-99	6	0	0	0	4
2007-08	77	4	11	15	71
2008-09	71	1	4	5	65
TOTALS	**154**	**5**	**15**	**20**	**140**

- Acquired from Edmonton with Eric Fichaud and Drake Berekhowsky for Mikhail Shtalenkov and Jim Dowd on Ocotober 1, 1998.
- Traded to Colorado for a third-round selection in the 1999 Entry Draft (traded to Colorado; Colorado selected Branko Radivojevic) on October 24, 1998.
- Signed as a free agent on July 2, 2007.
- Became a free agent on July 1, 2009.

Steve Dubinsky C #14

YEAR	GP	G	A	PTS	PIM
2001-02	26	5	2	7	10

- Acquired from Chicago for future considerations on February 6, 2002.
- Became a free agent on July 1, 2002.

Mark Eaton D #4

YEAR	GP	G	A	PTS	PIM
2000-01	34	3	8	11	14
2001-02	58	3	5	8	24
2002-03	50	2	7	9	22
2003-04	75	4	9	13	26
2005-06	69	3	1	4	44
TOTALS	**286**	**15**	**30**	**45**	**130**

- Acquired from Philadelphia for Detroit's third-round selection in the 2001 NHL Entry Draft (Patrick Sharp) on September 29, 2000.
- Became a free agent on July 1, 2006.

Mike Farrell D #40

YEAR	GP	G	A	PTS	PIM
2003-04	1	0	0	0	0

- Acquired from Washington for Alexander Riazantsev on July 14, 2003.
- Became a free agent on July 1, 2004.

Vernon Fiddler C #38

YEAR	GP	G	A	PTS	PIM
2002-03	19	4	2	6	14
2003-04	17	0	0	0	23
2005-06	40	8	4	12	42
2006-07	72	11	15	26	40
2007-08	79	11	21	32	47
2008-09	78	11	6	17	24
TOTALS	**305**	**45**	**48**	**93**	**190**

- Signed as a free agent on May 6, 2002.
- Became a free agent on July 1, 2009.

Tom Fitzgerald RW #21

YEAR	GP	G	A	PTS	PIM
1998-99	80	13	19	32	48
1999-00	82	13	9	22	66
2000-01	82	9	9	18	71
2001-02	63	7	9	16	33
TOTALS	**307**	**42**	**46**	**88**	**218**

- Signed as a free agent on July 6, 1998.
- Traded to Chicago for a fourth-round selection in the 2003 NHL Entry Draft (traded to Anaheim; Anaheim selected Nathan Saunders) and future considerations on March 13, 2002.

Rory Fitzpatrick D #49

YEAR	GP	G	A	PTS	PIM
2000-01	2	0	0	0	2

- Acquired from St. Louis for Dan Keczmer on February 9, 2000.
- Traded to Edmonton for future considerations on January 12, 2001.

Peter Forsberg C #21

YEAR	GP	G	A	PTS	PIM
2006-07	17	2	13	15	16

- Acquired from Philadelphia for Scottie Upshall, Ryan Parent and a first-round (traded to Nashville; Nashville selected Jonathon Blum) and third-round (traded to Washington; Washington selected Phil Desimone) selection in the 2007 NHL Entry Draft on February 15, 2007.
- Became a free agent on July 1, 2007.

Doug Friedman LW #8

YEAR	GP	G	A	PTS	PIM
1998-99	2	0	1	1	14

- Claimed from Edmonton in the 1998 NHL Expansion Draft on June 26, 1998.
- Became a free agent on July 1, 1999.

ALUMNI REGISTER

Simon Gamache LW #20, 41

YEAR	GP	G	A	PTS	PIM
2003-04	7	1	0	1	0
2005-06	11	0	0	0	0
TOTALS	**18**	**1**	**0**	**1**	**0**

- Acquired from Atlanta with Kirill Safronov for Tomas Kloucek and Ben Simon on December 2, 2003.
- Claimed on waivers by St. Louis on November 29, 2005.
- Claimed on waivers from St. Louis on January 28, 2006.
- Became a free agent on July 1, 2006.

Martin Gelinas LW #23

YEAR	GP	G	A	PTS	PIM
2007-08	57	9	11	20	20

- Signed as a free agent on July 26, 2007.
- Became a free agent on July 1, 2008

Brent Gilchrist LW #41

YEAR	GP	G	A	PTS	PIM
2002-03	41	1	2	3	14

- Signed as a free agent on July 11, 2002.
- Became a free agent on July 1, 2003.

Stu Grimson LW #8

YEAR	GP	G	A	PTS	PIM
2001-02	30	1	1	2	76

- Signed as a free agent on July 2, 2001.
- Became a free agent on July 1, 2003.

David Gosselin LW #40

YEAR	GP	G	A	PTS	PIM
1999-00	10	2	1	3	6
2001-02	3	0	0	0	5
TOTALS	**13**	**2**	**1**	**3**	**11**

- Signed as a free agent on July 9, 1998.
- Traded to Dallas along with a fifth-round selection in the 2003 NHL Entry Draft (Eero Kilpelainen) for Ed Belfour and Cameron Mann on June 29, 2002.

Sean Haggerty LW #36

YEAR	GP	G	A	PTS	PIM
2000-01	3	0	1	1	0

- Claimed on waivers from NY Islanders on May 23, 2000.
- Became a free agent on July 1, 2001.

Adam Hall RW #18

YEAR	GP	G	A	PTS	PIM
2001-02	1	0	1	1	0
2002-03	79	16	12	28	31
2003-04	79	13	14	27	37
2005-06	75	14	15	29	40
TOTALS	**234**	**43**	**42**	**85**	**108**

- Selected by Nashville in the second round (52nd overall) of the 1999 NHL Entry Draft.
- Traded to NY Rangers for Dominic Moore on July 19, 2006.

Scott Hartnell LW #17

YEAR	GP	G	A	PTS	PIM
2000-01	75	2	14	16	48
2001-02	75	14	27	41	111
2002-03	82	12	22	34	101
2003-04	59	18	15	33	87
2005-06	81	25	23	48	101
2006-07	64	22	17	39	96
TOTALS	**436**	**93**	**118**	**211**	**544**

- Selected by Nashville in the first round (sixth overall) of the 2000 NHL Entry Draft.
- Traded to Philadelphia along with Kimmo Timonen for a first-round selection in the 2007 NHL Entry Draft (Jonathon Blum) on June 18, 2007.

Brett Hauer D #14

YEAR	GP	G	A	PTS	PIM
2001-02	3	0	0	0	6

- Acquired from Los Angeles for Rich Brennan on December 18, 2001.
- Became a free agent on July 17, 2002.

Darren Haydar RW #54

YEAR	GP	G	A	PTS	PIM
2002-03	2	0	0	0	0

- Selected by Nashville in the ninth round (248th overall) of the 1999 NHL Entry Draft.
- Became a free agent on July 1, 2006.

Matt Henderson LW #47

YEAR	GP	G	A	PTS	PIM
1998-99	2	0	0	0	2

- Signed as a free agent on July 13, 1998.
- Traded to Philadelphia for Paul Healey on September 27, 1999.

Jukka Hentunen RW #27

YEAR	GP	G	A	PTS	PIM
2001-02	10	2	2	4	0

- Acquired from Calgary for a conditional selection in the 2003 NHL Entry Draft on March 17, 2002.
- Became a free agent on July 1, 2006.

Jamie Heward D #20

YEAR	GP	G	A	PTS	PIM
1998-99	63	6	12	18	44

- Signed as a free agent on August 6, 1998.
- Became a free agent on July 1, 1999.

Jan Hlavac LW #17

YEAR	GP	G	A	PTS	PIM
2007-08	18	3	10	13	8

- Acquired from Tampa Bay for a seventh-round selection in the 2008 NHL Entry Draft (traded to Philadelphia; Philadelphia selected Joacim Eriksson) on February 26, 2008.
- Became a free agent on July 1, 2008

Shane Hnidy D #34

YEAR	GP	G	A	PTS	PIM
2003-04	9	0	2	2	10

- Acquired from Ottawa for Colorado's third-round choice in the 2004 NHL Entry Draft (Peter Regin) on March 9, 2004.
- Traded to Atlanta for a fourth-round selection in the 2006 NHL Entry Draft (Niko Snellman) on July 30, 2005.

Darcy Hordichuk LW #16

YEAR	GP	G	A	PTS	PIM
2005-06	74	7	6	13	163
2006-07	53	1	3	4	90
2007-08	45	1	2	3	60
TOTALS	**172**	**9**	**11**	**20**	**313**

- Acquired from Florida for a fourth-round selection in the 2005 NHL Entry Draft (Matt Duffy) on July 27, 2005.
- Traded to Carolina along with a fifth-round selection in the 2010 NHL Entry Draft for a fifth-round selection in the 2009 NHL Entry Draft (traded to Tampa Bay; Tampa Bay selected Michael Zador) on June 19, 2008.

Bill Houlder D #23

YEAR	GP	G	A	PTS	PIM
1999-00	57	2	12	14	24
2000-01	81	4	12	16	40
2001-02	82	0	8	8	40
2002-03	82	2	4	6	46
TOTALS	**302**	**8**	**36**	**44**	**150**

- Claimed on waivers from Tampa Bay on November 10, 1999.
- Became a free agent on July 1, 2003.

Cale Hulse D #32

YEAR	GP	G	A	PTS	PIM
2000-01	82	1	7	8	128
2001-02	63	0	2	2	121
2002-03	80	2	6	8	121
TOTALS	**225**	**3**	**15**	**18**	**370**

- Acquired from Calgary along with a third-round selection in the 2001 NHL Entry Draft (Denis Platonov) for Sergei Krivokrasov on March 14, 2000.
- Became a free agent on July 1, 2003.

Andrew Hutchinson D #42

YEAR	GP	G	A	PTS	PIM
2003-04	18	4	4	8	4

- Selected by Nashville in the second round (54th overall) of the 1999 NHL Entry Draft on June 26, 1999.
- Traded to Carolina for a third-round selection in the 2005 NHL Entry Draft (Teemu Laakso) on July 29, 2005.

Andreas Johansson LW #21

YEAR	GP	G	A	PTS	PIM
2002-03	56	20	17	37	22
2003-04	47	12	15	27	26
TOTALS	**103**	**32**	**32**	**64**	**48**

- Signed as a free agent on September 4, 2002.
- Became a free agent on July 1, 2004.

ALUMNI REGISTER

Greg Johnson C #22

YEAR	GP	G	A	PTS	PIM
1998-99	68	16	34	50	24
1999-00	82	11	33	44	40
2000-01	82	15	17	32	46
2001-02	82	18	26	44	38
2002-03	38	8	9	17	22
2003-04	82	14	18	32	33
2005-06	68	11	8	19	10
TOTALS	**502**	**93**	**145**	**238**	**213**

- Claimed from Chicago in the 1998 NHL Expansion Draft on June 26, 1998.
- Became a free agent on July 1, 2006.

Jere Karalahti D #13

YEAR	GP	G	A	PTS	PIM
2001-02	15	0	1	1	12

- Acquired from Los Angeles along with a conditional selection in the 2003 NHL Entry Draft (Teemu Lassila) for Cliff Ronning on March 16, 2002.
- Became a free agent on July 1, 2003.

Paul Kariya LW #9

YEAR	GP	G	A	PTS	PIM
2005-06	82	31	54	85	40
2006-07	82	24	52	76	36
TOTALS	**164**	**55**	**106**	**161**	**76**

- Signed as a free agent on August 5, 2005.
- Became a free agent on July 1, 2007.

Dan Keczmer D #2

YEAR	GP	G	A	PTS	PIM
1998-99	16	0	0	0	12
1999-00	24	0	5	5	28
TOTALS	**40**	**0**	**5**	**5**	**40**

- Claimed on waivers from Dallas on March 12, 1999.
- Traded to St. Louis for Rory Fitzpatrick on February 9, 2000.

Patric Kjellberg RW #10

YEAR	GP	G	A	PTS	PIM
1998-99	71	11	20	31	24
1999-00	82	23	23	46	14
2000-01	81	14	31	45	12
2001-02	12	1	3	4	6
TOTALS	**246**	**49**	**77**	**126**	**56**

- Signed as a free agent on June 27, 1998.
- Traded to Anaheim for Petr Tenkrat on November 1, 2001.

Tomas Kloucek D #28, 5

YEAR	GP	G	A	PTS	PIM
2002-03	3	0	0	0	2
2003-04	5	0	1	1	10
TOTALS	**8**	**0**	**1**	**1**	**12**

- Acquired from the NY Rangers along with Rem Murray and Marek Zidlicky for Mike Dunham on December 12, 2002.
- Traded to Atlanta along with Ben Simon for Simon Gamache and Kirill Safronov on December 2, 2003.

Ville Koistinen D #4

YEAR	GP	G	A	PTS	PIM
2007-08	48	4	13	17	18
2008-09	38	3	8	11	14
TOTALS	**86**	**7**	**21**	**28**	**32**

- Signed as a free agent on May 18, 2006.
- Became a free agent on July 1, 2009.

Sergei Krivokrasov RW #25

YEAR	GP	G	A	PTS	PIM
1998-99	70	25	23	48	42
1999-00	63	9	17	26	40
TOTALS	**133**	**34**	**40**	**74**	**82**

- Acquired from Chicago for future considerations on June 26, 1998.
- Traded to Calgary for Cale Hulse and a third-round selection in the 2001 NHL Entry Draft (Denis Platonov) on March 14, 2000.

Josh Langfeld C #15

YEAR	GP	G	A	PTS	PIM
2007-08	2	0	0	0	0

- Signed as a free agent on September 4, 2007.
- Became a free agent on July 1, 2008.

Denny Lambert LW #28

YEAR	GP	G	A	PTS	PIM
1998-99	76	5	11	16	218

- Claimed from Ottawa in the 1998 NHL Expansion Draft on June 26, 1998.
- Traded to Atlanta for Randy Robitaille on August 16, 1999.

Patrick Leahy RW #28

YEAR	GP	G	A	PTS	PIM
2006-07	1	0	0	0	0

- Signed as a free agent on July 17, 2006.
- Became a free agent on July 1, 2007.

Mikko Lehtonen D #42

YEAR	GP	G	A	PTS	PIM
2006-07	15	1	2	3	8

- Selected by Nashville in the ninth round (271st overall) of the 2001 NHL Entry Draft.
- Traded to Buffalo for a fourth-round selection in the 2007 NHL Entry Draft (Mark Santorelli) on February 27, 2007.

Richard Lintner D #41

YEAR	GP	G	A	PTS	PIM
1999-00	33	1	5	6	22
2000-01	50	3	5	8	22
TOTALS	**83**	**4**	**10**	**14**	**44**

- Acquired from Phoenix along with Cliff Ronning for future considerations on October 31, 1998.
- Traded to NY Rangers for Peter Smrek on March 19, 2002.

Cameron Mann RW #28

YEAR	GP	G	A	PTS	PIM
2002-03	4	0	0	0	0

- Acquired from Dallas along with Ed Belfour for David Gosselin and a fifth-round selection in the 2003 NHL Entry Draft (Eero Kilpelainen) on June 29, 2002.
- Became a free agent on July 1, 2003.

Danny Markov D #55

YEAR	GP	G	A	PTS	PIM
2005-06	58	0	11	11	62

- Acquired from Philadelphia for a third-round selection in the 2006 NHL Entry Draft (traded to Los Angeles; Los Angeles selected Bud Holloway) on August 2, 2005.
- Became a free agent on July 1, 2006.

Jim McKenzie LW #19

YEAR	GP	G	A	PTS	PIM
2003-04	61	1	3	4	88

- Signed as a free agent on July 22, 2003.
- Became a free agent on August 1, 2005.

Craig Millar D #8

YEAR	GP	G	A	PTS	PIM
1999-00	57	3	11	14	28
2000-01	5	0	0	0	6
TOTALS	**62**	**3**	**11**	**14**	**34**

- Acquired from Edmonton for Detroit's third-round selection in the 1999 NHL Entry Draft (Mike Comrie) on June 26, 1999.
- Claimed on waivers by Tampa Bay on October 25, 2000.

Jay More D #4

YEAR	GP	G	A	PTS	PIM
1998-99	18	0	2	2	18

- Signed as a free agent on June 4, 1998.
- Became a free agent on July 1, 2001.

Jason Morgan C #45

YEAR	GP	G	A	PTS	PIM
2003-04	6	0	2	2	2

- Claimed on waivers from Calgary on December 31, 2003.
- Claimed on waivers by Calgary on February 19, 2004.

Marc Moro D #33, 16

YEAR	GP	G	A	PTS	PIM
1999-00	8	0	0	0	40
2000-01	6	0	0	0	12
2001-02	13	0	0	0	23
TOTALS	**27**	**0**	**0**	**0**	**75**

- Acquired from Anaheim along with Chris Mason for Dominic Roussel on October 5, 1998.
- Traded to Toronto for D.J. Smith and Marty Wilford on March 1, 2002.

ALUMNI REGISTER

Mark Mowers — C — #18

YEAR	GP	G	A	PTS	PIM
1998-99	30	0	6	6	4
1999-00	41	4	5	9	10
2001-02	14	1	2	3	2
TOTALS	**85**	**5**	**13**	**18**	**16**

- Signed as a free agent on June 11, 1998.
- Became a free agent on July 1, 2002.

Rem Murray — LW — #15

YEAR	GP	G	A	PTS	PIM
2002-03	53	6	13	19	18
2003-04	39	8	9	17	12
TOTALS	**92**	**14**	**22**	**36**	**30**

- Acquired from the NY Rangers along with Tomas Kloucek and Marek Zidlicky for Mike Dunham on December 12, 2002.
- Became a free agent on July 1, 2004.

Brantt Myhres — RW — #74

YEAR	GP	G	A	PTS	PIM
2000-01	20	0	0	0	28

- Signed as a free agent on August 15, 2000.
- Traded to Washington for future considerations on February 1, 2001.

John Namestnikov — D — #20

YEAR	GP	G	A	PTS	PIM
1999-00	2	0	0	0	2

- Acquired from NY Rangers for Jason Dawe on February 2, 2000.
- Became a free agent on July 1, 2001.

Stan Neckar — D — #6

YEAR	GP	G	A	PTS	PIM
2003-04	1	0	1	1	0

- Signed as a free agent on November 26, 2003.
- Traded to Tampa Bay for a sixth-round selection in the 2004 NHL Entry Draft (Kevin Schaeffer) on March 9, 2004.

Jeff Nelson — C — #7

YEAR	GP	G	A	PTS	PIM
1998-99	9	2	1	3	2

- Signed as a free agent on August 19, 1998.
- Traded to Washington for future considerations on June 22, 1999.

Scott Nichol — C — #12

YEAR	GP	G	A	PTS	PIM
2005-06	34	3	3	6	79
2006-07	59	7	6	13	79
2007-08	73	10	8	18	72
2008-09	43	4	6	10	41
TOTALS	**209**	**24**	**23**	**47**	**271**

- Signed as a free agent on August 6, 2005.
- Became a free agent on July 1, 2009.

Vladimir Orszagh — RW — #33

YEAR	GP	G	A	PTS	PIM
2001-02	79	15	21	36	56
2002-03	78	16	16	32	38
2003-04	82	16	21	37	74
TOTALS	**239**	**47**	**58**	**105**	**168**

- Signed as a free agent on June 1, 2001.
- Became a free agent on August 1, 2005.

Jed Ortmeyer — RW — #41

YEAR	GP	G	A	PTS	PIM
2007-08	51	4	4	8	32
2008-09	2	0	0	0	0
TOTALS	**53**	**4**	**4**	**8**	**32**

- Signed as a free agent on July 2, 2007.
- Became a free agent on July 1, 2009.

Denis Pederson — C — #16

YEAR	GP	G	A	PTS	PIM
2002-03	43	4	6	10	39

- Signed as a free agent on July 24, 2002.
- Became a free agent on July 1, 2003.

Ville Peltonen — LW — #16

YEAR	GP	G	A	PTS	PIM
1998-99	14	5	5	10	2
1999-00	79	6	22	28	22
2000-01	23	3	1	4	2
TOTALS	**116**	**14**	**28**	**42**	**26**

- Acquired from San Jose for a fifth-round selection in the 1998 NHL Entry Draft (traded to Phoenix; Phoenix selected Josh Blackburn) on June 26, 1998.
- Became a free agent on July 1, 2001.

Yanic Perreault — C — #94

YEAR	GP	G	A	PTS	PIM
2005-06	69	22	35	57	30

- Signed as a free agent on October 3, 2005.
- Became a free agent on July 1, 2006.

Nathan Perrott — RW — #20

YEAR	GP	G	A	PTS	PIM
2001-02	22	1	2	3	74
2002-03	1	0	0	0	5
TOTALS	**23**	**1**	**2**	**3**	**79**

- Acquired from Chicago for a conditional selection in the 2003 NHL Entry Draft on October 9, 2001.
- Traded to Toronto for Bob Wren on December 31, 2002.

Rich Peverley — C — #37

YEAR	GP	G	A	PTS	PIM
2006-07	13	0	1	1	0
2007-08	33	5	5	10	8
2008-09	27	2	7	9	15
TOTALS	**73**	**7**	**13**	**20**	**23**

- Signed as a free agent on January 17, 2007.
- Claimed on waivers by Atlanta on January 10, 2008.

Oleg Petrov — LW — #14

YEAR	GP	G	A	PTS	PIM
2002-03	17	2	2	4	2

- Acquired from Montreal for a fourth-round selection in the 2003 NHL Entry Draft (traded to Washington; Washington selected Andreas Valdix) on March 3, 2003.
- Became a free agent on July 1, 2003.

Domenic Pittis — C — #39

YEAR	GP	G	A	PTS	PIM
2002-03	2	0	0	0	2

- Signed as a free agent on July 24, 2002.
- Became a free agent on July 1, 2003.

Libor Pivko — LW — #47

YEAR	GP	G	A	PTS	PIM
2003-04	1	0	0	0	0

- Selected by Nashville in the third round (89th overall) of the 2000 NHL Entry Draft.
- Traded to Pittsburgh along with Dominic Moore for a third-round selection in the 2007 NHL Entry Draft (Ryan Thang) on July 19, 2006.

Randy Robitaille — C — #27

YEAR	GP	G	A	PTS	PIM
1999-00	69	11	14	25	10
2000-01	62	9	17	26	12
TOTALS	**131**	**20**	**31**	**51**	**22**

- Acquired from Atlanta for Denny Lambert on August 16, 1999.
- Became a free agent on July 1, 2001.
- Signed as a free agent on August 19, 2005.
- Claimed on waivers by Minnesota on October 4, 2005.

Cliff Ronning — C — #7

YEAR	GP	G	A	PTS	PIM
1998-99	72	18	35	53	40
1999-00	82	26	36	62	34
2000-01	80	19	43	62	28
2001-02	67	18	31	49	24
TOTALS	**301**	**81**	**145**	**226**	**126**

- Acquired from Phoenix along with Richard Lintner for future considerations on October 31, 1998.
- Traded to Los Angeles for Jere Karalahti and a conditional selection in the 2003 NHL Entry Draft (Teemu Lassila) on March 16, 2002.

Yves Sarault — LW — #12

YEAR	GP	G	A	PTS	PIM
2001-02	1	0	0	0	0

- Claimed on waivers from Atlanta on June 19, 2001.
- Traded to Philadelphia along with a conditional selection in the 2003 NHL Entry Draft for Jason Beckett and Petr Hubacek on January 11, 2002.

ALUMNI REGISTER

Robert Schnabel — **D** — **#42, 36**

YEAR	GP	G	A	PTS	PIM
2001-02	1	0	0	0	0
2002-03	1	0	0	0	0
2003-04	20	0	3	3	34
TOTALS	**22**	**0**	**3**	**3**	**34**

- Claimed on waivers from Phoenix on January 2, 2001.
- Became a free agent on July 1, 2004.

Timofei Shishkanov — **LW** — **#16**

YEAR	GP	G	A	PTS	PIM
2003-04	2	0	0	0	0

- Selected by Nashville in the second round (33rd overall) of the 2001 NHL Entry Draft.
- Traded to St. Louis for Mike Sillinger on January 29, 2006.

Mike Sillinger — **C** — **#81**

YEAR	GP	G	A	PTS	PIM
2005-06	31	10	12	22	14

- Acquired from St. Louis for Timofei Shishkanov on January 29, 2006.
- Became a free agent on July 1, 2006.

Jon Sim — **C** — **#14**

YEAR	GP	G	A	PTS	PIM
2002-03	4	1	0	1	0

- Acquired from Dallas for Bubba Berenzweig and a conditional selection in the 2004 NHL Entry Draft on February 17, 2003.
- Claimed on waivers by Los Angeles on March 8, 2003.

Reid Simpson — **LW** — **#12**

YEAR	GP	G	A	PTS	PIM
2001-02	26	5	0	5	69
2002-03	26	0	1	1	56
TOTALS	**52**	**5**	**1**	**6**	**125**

- Claimed on waivers from Montreal on January 30, 2002.
- Became a free agent on July 1, 2003.

Karlis Skrastins — **D** — **#3**

YEAR	GP	G	A	PTS	PIM
1998-99	2	0	1	1	0
1999-00	59	5	6	11	20
2000-01	82	1	11	12	30
2001-02	82	4	13	17	36
2002-03	82	3	10	13	44
TOTALS	**307**	**13**	**41**	**54**	**130**

- Selected by Nashville in the ninth round (230th overall) of the 1998 NHL Entry Draft.
- Traded to Colorado for a third-round selection in the 2004 NHL Entry Draft (traded to Ottawa; Ottawa selected Peter Regin) on June 30, 2003.

Pavel Skrbek — **D** — **#42**

YEAR	GP	G	A	PTS	PIM
2000-01	5	0	0	0	4
2001-02	3	0	0	0	2
TOTALS	**8**	**0**	**0**	**0**	**6**

- Acquired from Pittsburgh for Bob Boughner on March 13, 2000.
- Became a free agent on July 1, 2007.

John Slaney — **D** — **#27**

YEAR	GP	G	A	PTS	PIM
1998-99	46	2	12	14	14

- Claimed from Phoenix in the 1998 NHL Expansion Draft on June 26, 1998.
- Became a free agent on July 1, 1999.

Wyatt Smith — **C** — **#46**

YEAR	GP	G	A	PTS	PIM
2002-03	11	1	0	1	0
2003-04	18	3	1	4	2
TOTALS	**29**	**4**	**1**	**5**	**2**

- Signed as a free agent on July 15, 2002.
- Became a free agent on August 1, 2005.

Brad Smyth — **RW** — **#12**

YEAR	GP	G	A	PTS	PIM
1998-99	3	0	0	0	6

- Signed as a free agent on July 16, 1998.
- Traded to NY Rangers for future considerations on May 3, 1999.

Jeremy Stevenson — **LW** — **#28**

YEAR	GP	G	A	PTS	PIM
2000-01	8	1	0	1	39
2001-02	4	0	0	0	9
2003-04	53	5	4	9	103
2005-06	35	4	3	7	74
TOTALS	**100**	**10**	**7**	**17**	**225**

- Signed as a free agent on September 25, 2000.
- Became a free agent on July 1, 2002.
- Claimed on waivers from Minnesota on October 22, 2003.
- Claimed on waivers by Dallas on February 15, 2006.

Petr Sykora — **C** — **#50**

YEAR	GP	G	A	PTS	PIM
1998-99	2	0	0	0	0

- Acquired from Detroit along with a third-round selection in the 1999 NHL Entry Draft (traded to Edmonton; Edmonton selected Mike Comrie) and a conditional selection in the 1999 NHL Entry Draft (Alexandre Krevsun) for Doug Brown on July 14, 1998.
- Traded to Washington for a third-round selection in the 2003 NHL Entry Draft (Paul Brown) on June 22, 2002.

Nick Tarnasky — **LW** — **#74**

YEAR	GP	G	A	PTS	PIM
2008-09	11	0	1	1	17

- Acquired from Tampa Bay for a sixth-round selection in the 2009 Entry Draft (Jaroslav Janus) on September 29, 2008.
- Traded to Florida for forward Wade Belak on November 27, 2008.

Petr Tenkrat — **RW** — **#15**

YEAR	GP	G	A	PTS	PIM
2001-02	58	8	16	24	28

- Acquired from Anaheim for Patric Kjellberg on November 1, 2001.
- Claimed by Florida in the 2002 NHL Waiver Draft on October 4, 2002.

Kimmo Timonen — **D** — **#44**

YEAR	GP	G	A	PTS	PIM
1998-99	50	4	8	12	30
1999-00	51	8	25	33	26
2000-01	82	12	13	25	50
2001-02	82	13	29	42	28
2002-03	72	6	34	40	46
2003-04	77	12	32	44	52
2005-06	79	11	39	50	74
2006-07	80	13	42	55	42
TOTALS	**573**	**79**	**222**	**301**	**348**

- Acquired from Los Angeles along with Jan Vopat for future considerations on June 26, 1998.
- Traded to Philadelphia along with Scott Hartnell for a first-round selection in the 2007 NHL Entry Draft (Jonathon Blum) on June 18, 2007.

Pascal Trepanier — **D** — **#27**

YEAR	GP	G	A	PTS	PIM
2002-03	1	0	0	0	0

- Signed as a free agent on July 16, 2002.
- Traded to Florida for Wade Flaherty on March 9, 2003.

Darren Turcotte — **C** — **#9**

YEAR	GP	G	A	PTS	PIM
1998-99	40	4	5	9	16
1999-00	9	0	1	1	4
TOTALS	**49**	**4**	**6**	**10**	**20**

- Acquired from St. Louis along with St. Louis' highest compensatory pick in the 1999 NHL Entry Draft (traded to Florida; Florida selected Alex Auld) for future considerations on June 26, 1998.
- Retired on March 27, 2000.

Scottie Upshall — **LW** — **#7**

YEAR	GP	G	A	PTS	PIM
2002-03	8	1	0	1	0
2003-04	7	0	1	1	0
2005-06	48	8	16	24	34
2006-07	14	2	1	3	18
TOTALS	**77**	**11**	**18**	**29**	**52**

- Selected by Nashville in the first round (sixth overall) of the 2002 NHL Entry Draft.
- Traded to Philadelphia along with Ryan Parent and a first-round (traded to Nashville; Nashville selected Jonathon Blum) and third-round selection (traded to Washington; Washington selected Phil Desimone) in the 2007 NHL Entry Draft for Peter Forsberg on February 15, 2007.

ALUMNI REGISTER

Rob Valicevic RW #12

YEAR	GP	G	A	PTS	PIM
1998-99	19	4	2	6	2
1999-00	80	14	11	25	21
2000-01	60	8	6	14	26
TOTALS	**159**	**26**	**19**	**45**	**49**

- Signed as a free agent on June 8, 1998.
- Became a free agent on July 1, 2001.

Josef Vasicek C #63

YEAR	GP	G	A	PTS	PIM
2006-07	38	4	9	13	29

- Acquired from Carolina for Scott Walker on July 18, 2006.
- Traded to Carolina for Eric Belanger on February 9, 2007.

Vitaly Vishnevski D #4

YEAR	GP	G	A	PTS	PIM
2006-07	15	0	1	1	10

- Acquired from Atlanta for Eric Belanger on February 10, 2007.
- Became a free agent on July 1, 2007.

Jan Vopat D #5

YEAR	GP	G	A	PTS	PIM
1998-99	55	5	6	11	28
1999-00	6	0	0	0	6
TOTALS	**61**	**5**	**6**	**11**	**34**

- Acquired from Los Angeles along with Kimmo Timonen for future considerations on June 26, 1998.
- Became a free agent on May 23, 2000.

Scott Walker RW #24

YEAR	GP	G	A	PTS	PIM
1998-99	71	15	25	40	103
1999-00	69	7	21	28	90
2000-01	74	25	29	54	66
2001-02	28	4	5	9	18
2002-03	60	15	18	33	58
2003-04	75	25	42	67	94
2005-06	33	5	11	16	36
TOTALS	**410**	**96**	**151**	**247**	**465**

- Claimed from Vancouver in the 1998 NHL Expansion Draft on June 26, 1998.
- Traded to Carolina for Josef Vasicek on July 18, 2006.

Todd Warriner LW #20

YEAR	GP	G	A	PTS	PIM
2002-03	6	0	1	1	4

- Claimed on waivers from Philadelphia on March 11, 2003.
- Became a free agent on July 1, 2003.

Mike Watt LW #19

YEAR	GP	G	A	PTS	PIM
2000-01	18	1	1	2	8

- Claimed on waivers from NY Islanders on May 23, 2000.
- Traded to Philadelphia for Mikhail Chernov on May 24, 2001.

Clarke Wilm C #10

YEAR	GP	G	A	PTS	PIM
2002-03	82	5	11	16	36

- Signed as a free agent on July 11, 2002.
- Became a free agent on July 1, 2003.

Brendan Witt D #19

YEAR	GP	G	A	PTS	PIM
2005-06	17	0	3	3	68

- Acquired from Washington for Kris Beech and a first-round selection in the 2006 NHL Entry Draft (Semyon Varlamov) on March 9, 2006.
- Became a free agent on July 1, 2006.

Vitali Yachmenev LW #43

YEAR	GP	G	A	PTS	PIM
1998-99	55	7	10	17	10
1999-00	68	16	16	32	12
2000-01	78	15	19	34	10
2001-02	75	11	16	27	14
2002-03	62	5	15	20	12
TOTALS	**338**	**54**	**76**	**130**	**58**

- Acquired from Los Angeles for future considerations on July 7, 1998.
- Became a free agent on July 1, 2003.

Jason York D #27

YEAR	GP	G	A	PTS	PIM
2002-03	74	4	15	19	52
2003-04	67	2	13	15	64
TOTALS	**141**	**6**	**28**	**34**	**116**

- Acquired from Anaheim for future considerations on October 23, 2002.
- Became a free agent on July 1, 2004.

Greg Zanon D #37, 5

YEAR	GP	G	A	PTS	PIM
2005-06	4	0	2	2	6
2006-07	66	3	5	8	32
2007-08	78	0	5	5	24
2008-09	82	4	7	11	38
TOTALS	**230**	**7**	**19**	**26**	**100**

- Signed as a free agent on July 9, 2004.
- Became a free agent on July 1, 2009.

Rob Zettler D #2

YEAR	GP	G	A	PTS	PIM
1998-99	2	0	0	0	2

- Claimed from Toronto in the 1998 NHL Expansion Draft on June 26, 1998.
- Became a free agent on July 1, 1999.

Sergei Zholtok C #9

YEAR	GP	G	A	PTS	PIM
2003-04	11	1	1	2	0

- Acquired from Minnesota along with Brad Bombardir for Buffalo's third-round selection (Clayton Stoner) and a fourth-round selection (Patrick Bordeleau) in the 2004 NHL Entry Draft on March 5, 2004.
- Became a free agent on July 1, 2004.

Marek Zidlicky D #3

YEAR	GP	G	A	PTS	PIM
2003-04	82	14	39	53	82
2005-06	67	12	37	49	82
2006-07	79	4	26	30	72
2007-08	79	5	38	43	63
TOTALS	**307**	**35**	**140**	**175**	**299**

- Acquired from NY Rangers along with Tomas Kloucek and Rem Murray for goaltender Mike Dunham on December 12, 2002.
- Traded to Minnesota for Ryan Jones and a second-round selection in the 2009 NHL Entry Draft (Charles-Olivier Roussel) on July 1, 2008.

ALUMNI REGISTER/ GOALTENDERS

Mike Dunham **#1**

YEAR	GP	MINS	GAA	W	L	T/OT	SO	GA	SA	SV%
1998-99	44	2472	3.08	16	23	3	1	127	1387	.908
1999-00	52	3077	2.85	19	27	6	0	146	1584	.908
2000-01	48	2810	2.28	21	21	4	4	107	1381	.923
2001-02	58	3316	2.61	23	24	9	3	144	1525	.906
2002-03	15	819	3.15	2	9	2	0	43	397	.892
TOTALS	**217**	**12494**	**2.72**	**81**	**104**	**24**	**8**	**567**	**6274**	**.910**

- Claimed from New Jersey in the 1998 NHL Expansion Draft on June 26, 1998.
- Traded to the N.Y. Rangers for Rem Murray, Tomas Kloucek and Marek Zidlicky on December 12, 2002.

Eric Fichaud **#35**

YEAR	GP	MINS	GAA	W	L	T/OT	SO	GA	SA	SV%
1998-99	9	447	3.22	0	6	0	0	24	229	.895

- Acquired from Edmonton along with Drake Berehowsky and Greg de Vries for Mikhail Shtalenkov and Jim Dowd on October 1, 1998.
- Traded to Carolina for Toronto's fourth-round choice in the 1999 NHL Entry Draft (Yevgeny Pavlov) and future considerations on June 26, 1999.

Brian Finley **#31**

YEAR	GP	MINS	GAA	W	L	T/OT	SO	GA	SA	SV%
2002-03	1	47	3.83	0	0	0	0	3	13	.769
2005-06	1	60	7.00	0	1	0	0	7	41	.829
TOTALS	**2**	**107**	**5.61**	**0**	**1**	**0**	**0**	**10**	**54**	**.815**

- Selected by Nashville in the first round (sixth overall) of the 1999 NHL Entry Draft.
- Became a free agent on July 1, 2006.

Wade Flaherty **#34**

YEAR	GP	MINS	GAA	W	L	T/OT	SO	GA	SA	SV%
2002-03	1	51	4.71	0	1	0	0	4	27	.852

- Acquired from Florida for Pascal Trepanier on March 9, 2003.
- Became a free agent on July 1, 2004.

Jan Lasak **#35**

YEAR	GP	MINS	GAA	W	L	T/OT	SO	GA	SA	SV%
2001-02	3	177	4.41	0	3	0	0	13	104	.875
2002-03	3	90	3.33	0	1	0	0	5	39	.872
TOTALS	**6**	**267**	**4.04**	**0**	**4**	**0**	**0**	**18**	**143**	**.874**

- Selected by Nashville in the second round (65th overall) of the 1999 NHL Entry Draft.
- Became a free agent on July 1, 2004.

Michael Leighton **#49**

YEAR	GP	MINS	GAA	W	L	T/OT	SO	GA	SA	SV%
2006-07	1	20	6.00	0	0	0	0	2	10	.800

- Claimed on waivers from Anaheim on November 27, 2006.
- Claimed on waivers by Philadelphia on January 11, 2007.

Chris Mason **#30**

YEAR	GP	MINS	GAA	W	L	T/OT	SO	GA	SA	SV%
1998-99	3	69	5.22	0	0	0	0	6	44	.864
2000-01	1	59	2.03	0	1	0	0	2	20	.900
2003-04	17	744	2.18	4	4	1	1	27	365	.926
2005-06	23	1227	2.54	12	5	1	2	52	597	.913
2006-07	40	2342	2.38	24	11	4	5	93	1244	.925
2007-08	51	2692	2.90	18	22	6	4	130	1278	.898
TOTALS	**135**	**7133**	**2.61**	**58**	**43**	**12**	**12**	**310**	**3548**	**.913**

- Acquired from Anaheim along with Marc Moro for Dominic Roussel on October 5, 1998
- Became a free agent on July 1, 2002.
- Claimed from Florida in the 2003 NHL Waiver Draft on October 3, 2003.
- Traded to St. Louis for NY Rangers' fourth-round selection in the 2008 NHL Entry Draft (traded to NY Rangers; NY Rangers selected Dale Weise) on June 20, 2008.

Tomas Vokoun **#29**

YEAR	GP	MINS	GAA	W	L	T/OT	SO	GA	SA	SV%
1998-99	37	1954	2.95	12	18	4	1	96	1041	.908
1999-00	33	1879	2.78	9	20	1	1	87	908	.904
2000-01	37	2088	2.44	13	17	5	2	85	940	.910
2001-02	29	1471	2.69	5	14	4	2	66	678	.903
2002-03	69	3974	2.20	25	31	11	3	146	1771	.918
2003-04	73	4221	2.53	34	29	10	3	178	1958	.909
2005-06	61	3601	2.67	36	18	7	4	160	1984	.919
2006-07	44	2601	2.40	27	12	4	5	104	1299	.920
TOTALS	**383**	**21789**	**2.54**	**161**	**159**	**46**	**21**	**922**	**10579**	**.913**

- Claimed from Montreal in the 1998 NHL Expansion Draft on June 26, 1998.
- Traded to Florida for a second-round selection in the 2007 NHL Entry Draft (Nick Spaling) and a first (traded to NY Islanders; NY Islanders selected Joshua Bailey) and second-round selection (traded to NY Islanders; NY Islanders selected Aaron Ness) in the 2008 NHL Entry Draft on June 22, 2007.

OPENING LINEUPS

Season	Season Opener					Home Opener					Road Opener				
1998-99	Florida 1 at Nashville 0					Florida 1 at Nashville 0					Nashville 1 at Ottawa 3				
1999-00	Los Angeles 2 at Nashville 0					Los Angeles 2 at Nashville 0					Nashville 3 at Chicago 3 (OT)				
2000-01*	Nashville 3 at Pittsburgh 1					Pittsburgh 3 at Nashville 1					Nashville 3 at Pittsburgh 1				
2001-02	Nashville 1 at Dallas 4					St. Louis 2 at Nashville 2 (OT)					Nashville 1 at Dallas 4				
2002-03	Nashville 4 at Washington 5					Edmonton 3 at Nashville 2					Nashville 4 at Washington 5				
2003-04	Anaheim 1 at Nashville 3					Anaheim 1 at Nashville 3					Nashville 1 at Chicago 3				
2005-06	San Jose 2 at Nashville 3					San Jose 2 at Nashville 3					Nashville 5 at Colorado 4				
2006-07	Chicago 8 at Nashville 6					Chicago 8 at Nashville 6					Nashville 5 at Minnesota 6				
2007-08	Colorado 0 at Nashville 4					Colorado 0 at Nashville 4					Nashville 1 at St. Louis 4				
2008-09	Nashville 2 at St. Louis 5					Dallas 1 at Nashville 3					Nashville 2 at St. Louis 5				
TOTALS	**GP**	**W**	**L**	**T**	**OTL**	**GP**	**W**	**L**	**T**	**OTL**	**GP**	**W**	**L**	**T**	**OTL**
	10	4	6	0	0	10	4	5	1	0	10	2	7	1	0

* The Predators opened the 2000-01 season with a two-game series against the Pittsburgh Penguins at the Saitama Super Arena outside of Tokyo, Japan. The first game was designated a home game for Pittsburgh and the second game was designated a home game for Nashville.

Season Opener Lineups

1998-99

October 10, 1998 • **Florida Panthers 1 at Nashville Predators 0** (17,285)
Defensemen: #4 Jay More, #6 Bob Boughner, #20 Jamie Heward, #27 John Slaney, #36 J.J. Daigneault, #42 Joel Bouchard.
Forwards: #9 Darren Turcotte, #10 Patric Kjellberg, #12 Brad Smyth, #17 Patrick Cote, #19 Andrew Brunette, #21 Tom Fitzgerald, #22 Greg Johnson, #23 Blair Atcheynum, #24 Scott Walker, #25 Sergei Krivokrasov, #28 Denny Lambert, #38 Jeff Nelson.
Goaltenders (starter in italics): *#1 Mike Dunham*, #35 Eric Fichaud.

1999-00

October 2, 1999 • **Los Angeles Kings 2 at Nashville Predators 0** (17,113)
Defensemen: #2 Dan Keczmer, #6 Bob Boughner, #8 Craig Millar, #41 Richard Lintner, #42 Joel Bouchard, #44 Kimmo Timonen.
Forwards: #7 Cliff Ronning, #9 Darren Turcotte, #10 Patric Kjellberg, #11 David Legwand, #12 Rob Valicevic, #16 Ville Peltonen, #17 Patrick Cote, #21 Tom Fitzgerald, #22 Greg Johnson, #24 Scott Walker, #25 Sergei Krivokrasov, #43 Vitali Yachmenev.
Goaltenders (starter in italics): *#29 Tomas Vokoun*, #31 Brian Finley.

2000-01

October 7, 2000
Nashville Predators 3 at Pittsburgh Penguins 1
Saitama Super Arena (Tokyo, Japan) (13,849)
Defensemen: #3 Karlis Skrastins, #8 Craig Millar, #15 Drake Berehowsky, #32 Cale Hulse, #41 Richard Lintner, #44 Kimmo Timonen.
Forwards: #7 Cliff Ronning, #9 Greg Classen, #10 Patric Kjellberg, #11 David Legwand, #12 Rob Valicevic, #16 Ville Peltonen, #17 Scott Hartnell, #21 Tom Fitzgerald, #22 Greg Johnson, #24 Scott Walker, #27 Randy Robitaille, #43 Vitali Yachmenev.
Goaltenders (starter in italics): *#1 Mike Dunham*, #29 Tomas Vokoun.

2001-02

October 5, 2001 • **Nashville Predators 1 at Dallas Stars 4** (18,532)
Defensemen: #3 Karlis Skrastins, #4 Mark Eaton, #5 Andy Delmore, #16 Marc Moro, #23 Bill Houlder, #44 Kimmo Timonen.
Forwards: #7 Cliff Ronning, #8 Stu Grimson, #10 Patric Kjellberg, #11 David Legwand, #17 Scott Hartnell, #19 Martin Erat, #21 Tom Fitzgerald, #22 Greg Johnson, #24 Scott Walker, #25 Denis Arkhipov, #33 Vladimir Orszagh, #43 Vitali Yachmenev.
Goaltenders (starter in italics): *#1 Mike Dunham*, #29 Tomas Vokoun.

2002-03

October 11, 2002 • **Nashville Predators 4 at Washington Capitals 5** (17,101)
Defensemen: #3 Karlis Skrastins, #5 Andy Delmore, #23 Bill Houlder, #32 Cale Hulse, #44 Kimmo Timonen, #51 Francis Bouillon.
Forwards: #10 Clarke Wilm, #11 David Legwand, #16 Denis Pederson, #17 Scott Hartnell, #19 Martin Erat, #21 Andreas Johansson, #22 Greg Johnson, #24 Scott Walker, #25 Denis Arkhipov, #33 Vladimir Orszagh, #41 Brent Gilchrist, #43 Vitali Yachmenev.
Goaltenders (starter in italics): *#1 Mike Dunham*, #29 Tomas Vokoun.

2003-04

October 9, 2003 • **Mighty Ducks of Anaheim 1 at Nashville Predators 3** (16,684)
Defensemen: #2 Dan Hamhuis, #3 Marek Zidlicky, #4 Mark Eaton, #26 Wade Brookbank, #27 Jason York, #36 Robert Schnabel, #44 Kimmo Timonen.
Forwards: #11 David Legwand, #15 Rem Murray, #17 Scott Hartnell, #18 Adam Hall, #21 Andreas Johansson, #22 Greg Johnson, #24 Scott Walker, #25 Denis Arkhipov, #33 Vladimir Orszagh, #38 Vernon Fiddler, #55 Jordin Tootoo.
Goaltenders (starter in italics): *#29 Tomas Vokoun*, #30 Chris Mason.

2005-06

October 5, 2005 • **San Jose Sharks 2 at Nashville Predators 3** (17,113)
Defensemen: #2 Dan Hamhuis, #3 Marek Zidlicky, #4 Mark Eaton, #20 Ryan Suter, #44 Kimmo Timonen, #55 Danny Markov.
Forwards: #9 Paul Kariya, #10 Martin Erat, #11 David Legwand, #14 Jordin Tootoo, #17 Scott Hartnell, #18 Adam Hall, #22 Greg Johnson, #24 Scott Walker, #26 Steve Sullivan, #38 Vernon Fiddler, #41 Simon Gamache, #94 Yanic Perreault.
Goaltenders (starter in italics): *#29 Tomas Vokoun*, #30 Chris Mason.

2006-07

October 5, 2006 • **Chicago Blackhawks 8 at Nashville Predators 6** (17,113)
Defensemen: #2 Dan Hamhuis, #3 Marek Zidlicky, #5 Greg Zanon, #6 Shea Weber, #20 Ryan Suter, #44 Kimmo Timonen.
Forwards: #9 Paul Kariya, #10 Martin Erat, #11 David Legwand, #12 Scott Nichol, #16 Darcy Hordichuk, #17 Scott Hartnell, #19 Jason Arnott, #22 Jordin Tootoo, #25 Jerred Smithson, #26 Steve Sullivan, #63 Josef Vasicek, #71 J.P. Dumont.
Goaltenders (starter in italics): *#29 Tomas Vokoun*, #30 Chris Mason.

2007-08

October 4, 2007 • **Colorado Avalanche 0 at Nashville Predators 4** (16,363)
Defensemen: #2 Dan Hamhuis, #3 Marek Zidlicky, #5 Greg Zanon, #6 Shea Weber, #7 Greg de Vries, #20 Ryan Suter.
Forwards: #10 Martin Erat, #11 David Legwand, #12 Scott Nichol, #14 Radek Bonk, #19 Jason Arnott, #22 Jordin Tootoo, #23 Martin Gelinas, #25 Jerred Smithson, #38 Vernon Fiddler, #41 Jed Ortmeyer, #47 Alexander Radulov, #71 J.P. Dumont.
Goaltenders (starter in italics): #30 *Chris Mason*, #39 Dan Ellis.

2008-09

October 10, 2008 • **Nashville Predators 2 at St. Louis Blues 5** • (19,150)
Defensemen: #2 Dan Hamhuis, #4 Ville Koistinen, #5 Greg Zanon, #6 Shea Weber, #7 Greg de Vries, #20 Ryan Suter.
Forwards: #10 Martin Erat, #11 David Legwand, #12 Scott Nichol, #19 Jason Arnott, #22 Jordin Tootoo, #25 Jerred Smithson, #27 Patric Hornqvist, #28 Ryan Jones, #29 Joel Ward, #37 Rich Peverley, #38 Vernon Fiddler, #71 J.P. Dumont.
Goaltenders (starter in italics): #35 Pekka Rinne, *#39 Dan Ellis.*

CLOSING LINEUPS

Season	Season Closer					Home Closer					Road Closer				
1998-99	New Jersey 4 at Nashville 1					New Jersey 4 at Nashville 1					Nashville 2 at Chicago 4				
1999-00	Anaheim 5 at Nashville 1					Anaheim 5 at Nashville 1					Nashville 2 at Phoenix 3				
2000-01	Nashville 0 at St. Louis 1					Calgary 0 at Nashville 4					Nashville 0 at St. Louis 1				
2001-02	Nashville 4 at Phoenix 6					NY Islanders 5 at Nashville 2					Nashville 4 at Phoenix 6				
2002-03	Nashville 0 at Dallas 2					Anaheim 2 at Nashville 1 (OT)					Nashville 0 at Dallas 2				
2003-04	Nashville 2 at Colorado 1 (OT)					St. Louis 4 at Nashville 1					Nashville 2 at Colorado 1 (OT)				
2005-06	Detroit 3 at Nashville 6					Detroit 3 at Nashville 6					Nashville 2 at St. Louis 0				
2006-07	Nashville 4 at Colorado 2					St. Louis 1 at Nashville 4					Nashville 4 at Colorado 2				
2007-08	Nashville 1 at Chicago 3					St. Louis 2 at Nashville 3					Nashville 1 at Chicago 3				
2008-09	Nashville 4 at Minnesota 8					Chicago 4 at Nashville 2					Nashville 4 at Minnesota 8				
TOTALS	**GP**	**W**	**L**	**T**	**OTL**	**GP**	**W**	**L**	**T**	**OTL**	**GP**	**W**	**L**	**T**	**OTL**
	10	3	7	0	0	10	4	5	0	1	10	3	7	0	0

Season Closer Lineups

1998-99

April 17, 1999 • **New Jersey Devils 4 at Nashville Predators 1** (17,298)
Defensemen: #2 Dan Keczmer, #5 Jan Vopat, #6 Bob Boughner, #15 Drake Berehowsky, #20 Jamie Heward, #42 Joel Bouchard, #44 Kimmo Timonen.
Forwards: #7 Cliff Ronning, #11 David Legwand, #12 Rob Valicevic, #17 Patrick Cote, #18 Mark Mowers, #19 Andrew Brunette, #21 Tom Fitzgerald, #24 Scott Walker, #25 Sergei Krivokrasov, #28 Denny Lambert, #43 Vitali Yachmenev.
Goaltenders (starter in italics): *#1 Mike Dunham*, #29 Tomas Vokoun.

1999-00

April 7, 2000 • **Mighty Ducks of Anaheim 5 at Nashville Predators 1** (17,113)
Defensemen: #3 Karlis Skrastins, #8 Craig Millar, #15 Drake Berehowsky, #20 John Namestnikov, #23 Bill Houlder, #26 Bubba Berenzweig.
Forwards: #7 Cliff Ronning, #10 Patric Kjellberg, #11 David Legwand, #12 Rob Valicevic, #16 Ville Peltonen, #21 Tom Fitzgerald, #22 Greg Johnson, #24 Scott Walker, #27 Randy Robitaille, #40 David Gosselin, #43 Vitali Yachmenev, #71 Sebastien Bordeleau.
Goaltenders (starter in italics): *#1 Mike Dunham*, #30 Chris Mason.

2000-01

April 7, 2001 • **Nashville Predators 0 at St. Louis Blues 1** (19,952)
Defensemen: #3 Karlis Skrastins, #4 Mark Eaton, #23 Bill Houlder, #32 Cale Hulse, #41 Richard Lintner, #44 Kimmo Timonen.
Forwards: #7 Cliff Ronning, #10 Patric Kjellberg, #11 David Legwand, #12 Rob Valicevic, #17 Scott Hartnell, #21 Tom Fitzgerald, #22 Greg Johnson, #24 Scott Walker, #25 Denis Arkhipov, #27 Randy Robitaille, #39 Marian Cisar, #43 Vitali Yachmenev.
Goaltenders (starter in italics): *#1 Mike Dunham*, #29 Tomas Vokoun.

2001-02

April 14, 2002 • **Nashville Predators 4 at Phoenix Coyotes 6** (16,022)
Defensemen: #3 Karlis Skrastins, #4 Mark Eaton, #5 Andy Delmore, #13 Jere Karalahti, #23 Bill Houlder, #32 Cale Hulse, #44 Kimmo Timonen.
Forwards: #9 Greg Classen, #12 Reid Simpson, #15 Petr Tenkrat, #19 Martin Erat, #22 Greg Johnson, #25 Denis Arkhipov, #27 Jukka Hentunen, #33 Vladimir Orszagh, #34 Adam Hall, #43 Vitali Yachmenev, #48 Jonas Andersson.
Goaltenders (starter in italics): #30 Chris Mason, *#35 Jan Lasak.*

2002-03

April 6, 2003 • **Nashville Predators 0 at Dallas Stars 2** • (18,532)
Defensemen: #3 Karlis Skrastins, #4 Mark Eaton, #23 Bill Houlder, #27 Jason York, #32 Cale Hulse, #44 Kimmo Timonen.
Forwards: #10 Clarke Wilm, #14 Oleg Petrov, #15 Rem Murray, #16 Denis Pederson, #17 Scott Hartnell, #18 Adam Hall, #22 Greg Johnson, #24 Scott Walker, #25 Denis Arkhipov, #33 Vladimir Orszagh, #41 Brent Gilchrist, #43 Vitali Yachmenev.
Goaltenders (starter in italics): *#29 Tomas Vokoun*, #34 Wade Flaherty.

2003-04

April 4, 2004 • **Nashville Predators 2 at Colorado Avalanche 1 (OT)** (18,007)
Defensemen: #2 Dan Hamhuis, #3 Marek Zidlicky, #5 Brad Bombardir, #23 Jamie Allison, #27 Jason York, #34 Shane Hnidy.
Forwards: #9 Sergei Zholtok, #11 David Legwand, #17 Scott Hartnell, #18 Adam Hall, #19 Jim McKenzie, #21 Andreas Johansson, #22 Greg Johnson, #25 Denis Arkhipov, #26 Steve Sullivan, #28 Jeremy Stevenson, #33 Vladimir Orszagh, #55 Jordin Tootoo.
Goaltenders (starter in italics): #29 Tomas Vokoun, *#30 Chris Mason.*

2005-06

April 18, 2006 • **Detroit Red Wings 3 at Nashville Predators 6** (17,113)
Defensemen: #2 Dan Hamhuis, #4 Mark Eaton, #6 Shea Weber, #20 Ryan Suter, #44 Kimmo Timonen, #55 Danny Markov.
Forwards: #7 Scottie Upshall, #9 Paul Kariya, #10 Martin Erat, #11 David Legwand, #12 Scott Nichol, #14 Jordin Tootoo, #17 Scott Hartnell, #18 Adam Hall, #22 Greg Johnson, #24 Scott Walker, #25 Jerred Smithson, #81 Mike Sillinger.
Goaltenders (starter in italics): *#30 Chris Mason*, #35 Pekka Rinne.

2006-07

April 7, 2007 • **Nashville Predators 4 at Colorado Avalanche 2** (17,462)
Defensemen: #2 Dan Hamhuis, #3 Marek Zidlicky, #5 Greg Zanon, #6 Shea Weber, #20 Ryan Suter, #44 Kimmo Timonen.
Forwards: #9 Paul Kariya, #11 David Legwand, #12 Scott Nichol, #16 Darcy Hordichuk, #17 Scott Hartnell, #19 Jason Arnott, #21 Peter Forsberg, #22 Jordin Tootoo, #25 Jerred Smithson, #38 Vernon Fiddler, #47 Alexander Radulov, #71 J.P. Dumont.
Goaltenders (starter in italics): *#29 Tomas Vokoun*, #30 Chris Mason.

2007-08

April 4, 2008 • **Nashville Predators 1 at Chicago Blackhawks 3** (21,929)
Defensemen: #2 Dan Hamhuis, #4 Ville Koistinen, #5 Greg Zanon, #6 Shea Weber, #8 Kevin Klein, #20 Ryan Suter.
Forwards: #10 Martin Erat, #12 Scott Nichol, #14 Radek Bonk, #16 Darcy Hordichuk, #17 Jan Hlavac, #22 Jordin Tootoo, #24 Brandon Bochenski, #25 Jerred Smithson, #37 Rich Peverley, #38 Vernon Fiddler, #47 Alexander Radulov, #71 J.P. Dumont.
Goaltenders (starter in italics): #30 *Chris Mason*, #35 Pekka Rinne

2008-09

April 10, 2009 • **Nashville Predators 4 at Minnesota Wild 8** (18,568)
Defensemen: #2 Dan Hamhuis, #4 Ville Koistinen, #5 Greg Zanon, #6 Shea Weber, #7 Greg de Vries, #8 Kevin Klein, #20 Ryan Suter.
Forwards: #12 Scott Nichol, #14 Radek Bonk, #19 Jason Arnott, #22 Jordin Tootoo, #25 Jerred Smithson, #26 Steve Sullivan, #28 Ryan Jones, #29 Joel Ward, #38 Vernon Fiddler, #48 Cal O'Reilly, #71 J.P. Dumont.
Goaltenders (starter in italics):): *#35 Pekka Rinne*, #39 Dan Ellis.

FRANCHISE TIMELINE

December 18, 1996: The $160 million Nashville Arena (now known as the Sommet Center) opened with *Amy Grant's Tennessee Christmas*.

June 25, 1997: Leipold Hockey Holdings, LLC was granted a conditional franchise by the NHL Board of Governors.

July 1, 1997: Jack Diller was named first president of the Nashville Predators.

July 9, 1997: David Poile was named first general manager in franchise history.

August 6, 1997: Barry Trotz was named as Nashville's first head coach and Paul Gardner was named assistant coach.

September 25, 1997: Craig Leipold and Jack Diller unveiled the saber-toothed tiger logo at the downtown First American building (now known as the Regions Center) the site of a saber-toothed tiger discovery in August, 1971.

September 27, 1997: *The Ice Breaker Bash* kicked off season ticket sales at the Sommet Center and attracted over 12,000 hockey fans for three hours of hockey demonstrations, displays and interactive games.

November 13, 1997: Craig Leipold and Jack Diller unveiled "Predators" as Nashville's name (as selected by fans) at the Wildhorse Saloon in front of inaugural season ticketholders and fans.

February 12, 1998: Head Coach Barry Trotz and Assistant Coach Paul Gardner unveiled the Predators' inaugural home and away jerseys in front of 2,000 fans at Cool Springs Galleria.

March 4, 1998: *Hockey Tonk Jam* at the Ryman Auditorium: Tim McGraw, Faith Hill and others from the music industry performed at an invitation-only event to raise awareness for the Predators. The event included Delbert McClinton's debut performance of *Hockey Tonk* (*The Predators Song*), written by Harlan Howard and Pat Alger.

May 4, 1998: The National Hockey League officially announced the Nashville Predators as the 27th franchise in league history.

June 19, 1998: Brent Peterson was named as an assistant coach.

June 26, 1998: The Predators selected 26 players in the NHL Expansion Draft.

June 27, 1998: The Nashville Predators became the 27th NHL team to participate in the NHL Entry Draft. The Predators selected David Legwand with the second overall pick.

July 6, 1998: Nashville signed free agent Tom Fitzgerald and named him the first captain in franchise history.

October 10, 1998: The Nashville Predators hosted the franchise's first NHL game vs. the Florida Panthers. In front of a sellout crowd of 17,298, Ray Whitney scored the only goal of the 1-0 game and the Panthers' Kirk McLean earned the shutout.

October 13, 1998: The Nashville Predators defeated the Carolina Hurricanes 3-2 to net the first victory in franchise history. Andrew Brunette notched the first goal in franchise history at 5:12 in the first period.

January 24, 1999: Sergei Krivokrasov became the first Predator to appear in an NHL All-Star Game. He played for the World All-Stars in the game played at Tampa Bay's Ice Palace.

February 1, 1999: The Predators opened their practice facility at Centennial Sportsplex.

April 17, 1999: The Nashville Predators closed out their inaugural season with a 4-3 loss to the New Jersey Devils. The Predators drew a total of 664,000 (16,202, 94% capacity) and amassed a 28-47-7 record.

May 25, 1999: The Nashville Predators Foundation distributed 37 grants totaling $170,000 to Nashville and Middle Tennessee-based community service and charitable organizations. The Foundation has awarded more than $2 million since its establishment in 1998.

July 16, 1999: Dr. Richard W. Oliver, an economics professor at the Owen School of Business at Vanderbilt University, unveiled a study estimating the Predators' economic impact on Middle Tennessee at $82 million in 1998-99 and $470 million over the following five-year span.

August 4, 1999: Nashville Predators owner Craig Leipold and Gaylord Entertainment CEO Terry London announced a partnership in which Gaylord Entertainment purchased the naming rights to the downtown arena for $80 million. The arena was called the Gaylord Entertainment Center until March 16, 2007.

October 7-8, 2000: The Predators opened the 2000-01 season with a two-game series against the Pittsburgh Penguins at the Saitama Super Arena outside of Tokyo, Japan. Both games finished with a score of 3-1, with the Predators winning the first and the Penguins the second. The two games drew the two largest crowds ever to witness hockey games in Japan (13,849 for the first game, 13,426 for the second).

March 23, 2001: General Manager David Poile was one of three recipients of the 2001 Lester Patrick Award, an honor presented annually "for outstanding service to hockey in the United States."

November 21, 2001: The Predators unveiled an alternate jersey. The gold sweater featured an animated saber-toothed tiger logo on the crest and a pair of tiger skulls on the shoulders, and was worn through the 2006-07 season.

December 6, 2001: Nashville recorded its 100th victory, a 4-2 decision over Ottawa.

October 8, 2002: Greg Johnson was named the second captain in team history. Scott Walker also wore the "C" on an interim basis (January 12-27) for Nashville in 2002-03.

March 1, 2003: Barry Trotz, the only coach in franchise history, coached his 392nd consecutive game with Nashville. The milestone established a mark for most NHL games coached by the first coach of an expansion team.

June 19, 2003: Brent Peterson was promoted to associate coach while Peter Horachek, formerly the head coach of the Predators' top developmental affiliate, the AHL's Milwaukee Admirals, was hired as an assistant coach.

June 21-22, 2003: The Nashville Predators hosted the 2003 NHL Entry Draft at the Sommet Center and made 13 picks overall, including eight of the first 98 players selected. More than 13,000 fans attended the two-day event which had an estimated economic impact of nearly $10 million on Middle Tennessee.

FRANCHISE TIMELINE

February 8, 2004: For the first time since the team's inaugural season, Nashville was represented in the NHL All-Star Game. Kimmo Timonen (who was named to the Game in 1999, but did not participate due to injury) and Tomas Vokoun both played for the Western Conference at the Xcel Energy Center in St. Paul, Minn.

April 3, 2004: On the second-to-last day of the 2003-04 regular season, a loss by the Edmonton Oilers clinched the Predators' first-ever berth in the NHL Stanley Cup Playoffs.

April 7, 2004: The Predators headed to Detroit to take on the top-seeded Red Wings in the franchise's first playoff game. Despite a goal off the stick of Adam Hall only 16 seconds into the game, Detroit held on for a 3-1 win.

April 11, 2004: In the first home playoff game in team history, the Predators earned their first playoff victory, a 3-1 decision over Detroit.

September 15, 2004: NHL commissioner Gary Bettman announced that the league's 30 teams would lock out players as the collective bargaining agreement expired.

February 15, 2005: NHL commissioner Gary Bettman officially announced the cancellation of the 2004-05 NHL season.

July 22, 2005: The NHL announced that the Board of Governors unanimously approved the new collective bargaining agreement, officially ending the lockout.

August 5, 2005: The Predators announced the signing of free-agent forward Paul Kariya, the first First-Team NHL All-Star to sign with Nashville.

October 5, 2005: After nearly 18 months of inactivity, the Predators returned to NHL action with a 3-2 victory over the San Jose Sharks in front of a capacity crowd at the Sommet Center.

October 8, 2005: In their second game of the 2005-06 season, the Predators won their first shootout, a 3-2 victory over Anaheim. Paul Kariya scored the game-deciding shootout goal against his former team.

March 18, 2006: Nashville defeated Calgary 9-4 at the Sommet Center for its 40th win of the 2005-06 season, the first 40-win season in franchise history. The Predators ended the season with a record of 49-25-8 and led the NHL with 32 home wins.

April 18, 2006: Paul Kariya netted a hat trick as part of a four-point game in Nashville's 6-3 win over Detroit in the team's 2005-06 regular-season finale. Kariya finished the season with 31 goals and 85 points, the latter being a franchise record. Steve Sullivan also netted 31 goals, and he and Kariya became the first Predators to score 30 or more goals in a season.

January 24, 2007: Kimmo Timonen represented Nashville in the 55th NHL All-Star Game in Dallas while head coach Barry Trotz served as an assistant coach for the Western Conference in the Game.

February 15, 2007: The Predators acquired legendary center Peter Forsberg from the Philadelphia Flyers for the 2007 stretch run.

April 5, 2007: With a 4-1 win over the St. Louis Blues, Nashville hit the 50-win mark for the first time in franchise history. The club would end the 2006-07 regular season with a record of 51-23-8 for a franchise-record 110 points.

April 11, 2007: In their third trip to the NHL Stanley Cup Playoffs, the Predators went to sudden death overtime for the first time in Game 1 of their first-round series against the San Jose Sharks. After rallying from a two-goal deficit to tie the contest at 4-4, Nashville was ultimately upended by the winning goal from San Jose's Patrick Rissmiller at 8:14 of the second overtime period.

May 18, 2007: The Predators and the Middle Tennessee-based Sommet Group entered into a multi-year naming-rights agreement, thus renaming the Nashville Arena as the "Sommet Center."

May 22, 2007: *The Sporting News* announces its 2006-07 awards and Predators GM David Poile was named NHL Executive of the Year and Head Coach Barry Trotz was named Coach of the Year. Both honors were determined by a vote of their peers.

August 1, 2007: Nashville owner Craig Leipold announced the signing of a letter of intent to sell the Nashville Predators and Powers Management to a local ownership group led by David Freeman, CEO of 36 Venture Capital.

September 12, 2007: Jason Arnott is named the fourth captain in franchise history.

November 29, 2007: The National Hockey League's Board of Governors approved the proposed sale of the Nashville Predators to Predators Holdings LLC.

December 1, 2007: David Legwand notched three points (1g-2a) in the third period of a 5-4 shootout win at Montreal. His first point (a goal) was the 302nd of his NHL career, moving him past Kimmo Timonen into sole possession of first place on the franchise's all-time scoring list.

December 7, 2007: Predators Holdings LLC., completed its purchase of the Nashville Predators and Powers Management (the company that operates the Sommet Center) for $193 million from Craig Leipold and took over the day-to-day operation of the Predators and the Sommet Center.

December 11, 2007: The Predators' new ownership group, led by Chairman David Freeman, introduced Ed Lang as the organization's President of Business Operations and David Poile as President of Hockey Operations/General Manager.

January 27, 2008: Captain Jason Arnott represented Nashville in the 56th NHL All-Star Game in Atlanta, becoming the fourth Predator to represent the club in the mid-season classic.

April 3, 2008: The Predators clinch their fourth consecutive playoff berth.

November 4, 2008: Head Coach Barry Trotz became just the 10th coach in NHL history to coach 750 games with a single team.

January 25, 2009: Defenseman Shea Weber became the first Predators draft pick to represent the club in an All-Star Game.

April 10, 2009: After missing the previous 11 games due to injury, Jason Arnott scored six goals in the final four games of the season, ending 2008-09 with a franchise-record 33 goals in just 65 games played.

June 18, 2009: Steve Sullivan became Nashville's first NHL award recipient, winning the Bill Masterton Trophy, given to the player who "best exemplifies the qualities of perseverance, sportsmanship and dedication to hockey." Sullivan returned on Jan. 10, 2009 from a 23-month absence due to injury.

ALL-TIME TRADES & ACQUISITIONS

June 1, 1998: Acquired forward Marian Cisar from Los Angeles for future considerations.

June 4, 1998: Signed free-agent defenseman Jayson More.

June 8, 1998: Signed free-agent forward Rob Valicevic.

June 11, 1998: Signed free-agent forward Mark Mowers.

June 26, 1998: Selected 26 players in the NHL Expansion Draft: Chris Armstrong (FLA), Blair Atcheynum (STL), Joel Bouchard (CGY), Bob Boughner (BUF), Paul Brousseau (T.B), Doug Brown (DET), Andrew Brunette (WSH), Frederic Chabot (L.A), Patrick Cote (DAL), J.J. Daigneault (NYI), Jeff Daniels (CAR), Craig Darby (PHI), Mike Dunham (N.J), Doug Friedman (EDM), Tony Hrkac (PIT), Al Iafrate (S.J), Greg Johnson (CHI), Uwe Krupp (COL), Denny Lambert (OTT), Mike Richter (NYR), Mikhail Shtalenkov (ANA), John Slaney (PHX), Mike Sullivan (BOS), Tomas Vokoun (MTL), Scott Walker (VAN) and Rob Zettler (TOR). Acquired forward Darren Turcotte and St. Louis' highest compensatory selection in the 1999 NHL Entry Draft (traded to Florida; Florida selected Alex Auld) from St. Louis for future considerations. Acquired goaltender Dominic Roussel and defenseman Jeff Staples from Philadelphia for a seventh-round selection in the 1998 NHL Entry Draft (Cam Ondrik). Acquired defensemen Jan Vopat and Kimmo Timonen from Los Angeles for future considerations. Acquired forward Sergei Krivokrasov from Chicago for future considerations. Acquired forward Jim Dowd from Calgary for future considerations. Acquired forward Ville Peltonen from San Jose for a fifth-round selection in the 1998 NHL Entry Draft (traded to Phoenix; Phoenix selected Josh Blackburn). Acquired forward Sebastien Bordeleau from Montreal for future considerations. Acquired a fifth-round selection in the 1998 NHL Entry Draft (Martin Beauchesne) from Colorado for future considerations.

June 27, 1998: Acquired a first-round (David Legwand) and third-round selection (Geoff Koch) in the 1998 NHL Entry Draft from San Jose for a first-round (Brad Stuart) and second-round selection (Jonathan Cheechoo) in the 1998 NHL Entry Draft. Selected forwards Denis Arkhipov, Martin Bartek, Craig Brunel, Geoff Koch and David Legwand and defensemen Martin Beauchesne, Kent Sauer and Karlis Skrastins in the 1998 NHL Entry Draft. Signed free-agent forward Patric Kjellberg.

June 30, 1998: Acquired a seventh-round selection in the 1999 NHL Entry Draft (Kyle Kettles) from Phoenix for forward Mike Sullivan.

July 6, 1998: Signed free-agent forward Tom Fitzgerald.

July 7, 1998: Acquired forward Vitali Yachmenev from Los Angeles for future considerations.

July 9, 1998: Signed free-agent forward David Gosselin. Traded forward Tony Hrkac to Dallas for future considerations.

July 13, 1998: Signed free-agent forward Matt Henderson.

July 14, 1998: Acquired forward Petr Sykora, a third-round selection in the 1999 NHL Entry Draft (traded to Edmonton; Edmonton selected Mike Comrie) and a conditional selection in the 1999 NHL Entry Draft (Alexandre Krevsun) from Detroit for forward Doug Brown.

July 16, 1998: Signed free-agent forward Brad Smyth.

July 20, 1998: Goaltender Frederic Chabot claimed on waivers by Los Angeles.

August 6, 1998: Signed free-agent defenseman Jamie Heward.

August 19, 1998: Signed free-agent forward Jeff Nelson.

August 26, 1998: Signed free-agent defensemen Shannon Finn and Kaj Linna.

October 1, 1998: Acquired defensemen Drake Berehowsky and Greg de Vries and goaltender Eric Fichaud from Edmonton for forward Jim Dowd and goaltender Mikhail Shtalenkov.

October 5, 1998: Acquired defenseman Marc Moro and goaltender Chris Mason from Anaheim for goaltender Dominic Roussel. Claimed forward Zdeno Ciger from Edmonton in the 1998 NHL Waiver Draft.

October 12, 1998: Signed free-agent defenseman Jeff Kealty.

October 25, 1998: Acquired a third-round selection in the 1999 Entry Draft (traded to Colorado; Colorado selected Branko Radivojevic) from Colorado for defenseman Greg de Vries.

October 28, 1998: Signed free-agent forward Bobby Russell.

October 31, 1998: Acquired forward Cliff Ronning and defenseman Richard Lintner from Phoenix for future considerations.

January 13, 1999: Traded defenseman J.J. Daigneault to Phoenix for future considerations.

January 26, 1999: Acquired defenseman Sergei Klimentiev from Philadelphia for future considerations.

March 12, 1999: Claimed defenseman Dan Keczmer on waivers from Dallas.

March 23, 1999: Acquired a sixth-round selection in the 2000 NHL Entry Draft (Zbynek Irgl) from St. Louis for forward Blair Atcheynum.

April 19, 1999: Acquired defenseman Bubba Berenzweig from the New York Islanders for a fourth-round selection in the 1999 NHL Entry Draft (Johan Halvardsson).

May 3, 1999: Traded forward Brad Smyth to the New York Rangers for future considerations.

May 4, 1999: Signed free-agent forward Danny Riva.

June 17, 1999: Signed free-agent defenseman Jayme Filipowicz.

June 21, 1999: Acquired a conditional selection in the 2000 NHL Entry Draft (Matt Hendricks) from Atlanta for forward Andrew Brunette.

June 22, 1999: Traded forward Jeff Nelson to Washington for future considerations.

June 26, 1999: Acquired Toronto's fourth-round selection in the 1999 NHL Entry Draft (Yevgeny Pavlov) and future considerations from Carolina for goaltender Eric Fichaud. Acquired forward Phil Crowe from Atlanta for future considerations. Acquired defenseman Craig Millar from Edmonton for Detroit's third-round selection in the 1999 NHL Entry Draft (Mike Comrie). Acquired a second-round selection in the 1999 NHL Entry Draft (traded to Colorado; Colorado selected Martin Grenier) and a third-round selection in the 2000 NHL Entry Draft (Libor Pivko) from Florida for a second-round selection in the 1999 NHL Entry Draft (Alex Auld). Acquired two second-round selections in the 1999 NHL Entry Draft (Adam Hall, Andrew Hutchinson) from Colorado for a second-round selection (Martin Grenier) and a third-round selection (Branko Radivojevic) in the 1999 NHL Entry Draft. Selected forwards Jonas Andersson, Martin Erat, Adam Hall, Darren Haydar, Alexandre Krevsun, Konstantin Panov, Yevgeny Pavlov, defensemen Brett Angel, Miroslav Durak, Ed Hill, Timo Helbling and Andrew Hutchinson and goaltenders Brian Finley, Kyle Kettles and Jan Lasak in the 1999 NHL Entry Draft.

July 26, 1999: Signed free-agent forward Brent Peterson and free-agent defenseman Alexandre Boikov.

August 10, 1999: Signed free-agent forward Steve Washburn and free-agent goaltender Corey Hirsch.

August 16, 1999: Acquired forward Randy Robitaille from Atlanta for forward Denny Lambert.

September 27, 1999: Acquired forward Paul Healey from Philadelphia for forward Matt Henderson.

October 2, 1999: Signed free-agent forward Jason Dawe.

November 10, 1999: Claimed defenseman Bill Houlder on waivers from Tampa Bay.

ALL-TIME TRADES & ACQUISITIONS

November 16, 1999: Acquired a conditional selection in the 2001 NHL Entry Draft from Philadelphia for forward Steve Washburn.

January 20, 2000: Claimed forward Niklas Andersson on waivers from the New York Islanders.

February 2, 2000: Acquired defenseman Stewart Malgunas from Washington for a conditional selection in the 2001 NHL Draft. Acquired defenseman John Namestnikov from the New York Rangers for forward Jason Dawe.

February 6, 2000: Defenseman Stewart Malgunas claimed on waivers by Calgary.

February 9, 2000: Acquired defenseman Rory Fitzpatrick from St. Louis for defenseman Dan Keczmer.

February 14, 2000: Acquired forward Eric Bertrand from Philadelphia for future considerations.

February 19, 2000: Forward Niklas Andersson claimed on waivers by the New York Islanders.

March 13, 2000: Acquired defenseman Pavel Skrbek from Pittsburgh for defenseman Bob Boughner.

March 14, 2000: Defenseman Joel Bouchard claimed on waivers by Dallas. Acquired forward Petr Sachl from the New York Islanders for a ninth-round selection in the 2000 Entry Draft (Tomi Pettinen). Acquired defenseman Cale Hulse and a third-round selection in the 2001 Entry Draft (Denis Platonov) from Calgary for forward Sergei Krivokrasov. Traded goaltender Corey Hirsch to Anaheim for future considerations.

March 27, 2000: Forward Darren Turcotte announced his retirement. Signed free-agent forward Greg Classen.

May 1, 2000: Signed free-agent forward Ryan Tobler.

May 23, 2000: Claimed forwards Sean Haggerty and Mike Watt on waivers from the New York Islanders.

June 12, 2000: Acquired a fifth-round selection in the 2000 NHL Entry Draft (Matt Koalska) from Edmonton for forward Patrick Cote.

June 24-25, 2000: Acquired a third-round selection in the 2001 NHL Entry Draft (traded to Philadelphia; Philadelphia selected Patrick Sharp) from Detroit for a fourth-round selection in the 2000 NHL Entry Draft (Stefan Liv). Selected forwards Scott Hartnell, Matt Hendricks, Zbynek Irgl, Matt Koalska, Libor Pivko and Daniel Widing, defensemen Mats Christeen, Tomas Harant, Martin Hohener, Mattias Nilsson and Mike Stuart and goaltender Jure Penko in the 2000 NHL Entry Draft.

August 15, 2000: Signed free-agent forward Brantt Myhres.

September 25, 2000: Signed free-agent forward Jeremy Stevenson. Acquired defenseman Alexei Vasiliev from the New York Rangers for a conditional draft selection.

September 29, 2000: Acquired defenseman Mark Eaton from Philadelphia for Detroit's third-round selection in the 2001 NHL Entry Draft (Patrick Sharp). Forward Zdeno Ciger claimed by Minnesota in the 2000 NHL Waiver Draft.

October 25, 2000: Defenseman Craig Millar claimed on waivers by Tampa Bay.

January 2, 2001: Claimed defenseman Robert Schnabel on waivers from Phoenix.

January 12, 2001: Traded defenseman Rory Fitzpatrick to Edmonton for future considerations.

February 1, 2001: Traded forward Brantt Myhres to Washington for future considerations.

March 7, 2001: Acquired defenseman Bert Robertsson from the New York Rangers for forward Ryan Tobler.

March 9, 2001: Acquired Atlanta's second-round selection in the 2001 NHL Entry Draft (Timofei Shishkanov) from Vancouver for defenseman Drake Berehowsky.

March 13, 2001: Forward Sebastien Bordeleau claimed on waivers by St. Louis.

May 2, 2001: Signed free-agent forward Bryan Lundbohm.

May 24, 2001: Acquired defenseman Mikhail Chernov from Philadelphia for forward Mike Watt.

June 1, 2001: Signed free-agent forward Vladimir Orszagh. Claimed forward Bill Bowler on waivers from Columbus.

June 19, 2001: Claimed forward Yves Sarault on waivers from Atlanta.

June 23-24, 2001: Acquired a fourth-round selection in the 2001 NHL Entry Draft (Jordin Tootoo) from Philadelphia for a fourth-round (traded to Carolina; Carolina selected Rob Zepp), a fifth-round (Jussi Timonen) and a seventh-round (Thierry Douville) selection in the 2001 NHL Entry Draft. Selected forwards Gustav Grasberg, Denis Platonov, Oliver Setzinger, Timofei Shishkanov and Jordin Tootoo and defensemen Dan Hamhuis, Anton Lavrentiev, Mikko Lehtonen and Tomas Slovak in the 2001 NHL Entry Draft.

July 2, 2001: Signed free-agent forward Stu Grimson.

July 31, 2001: Acquired defenseman Andy Delmore from Philadelphia for a third-round selection in the 2002 NHL Entry Draft (traded to Phoenix; Phoenix selected Joe Callahan).

August 8, 2001: Signed free-agent forward Erik Anderson and free-agent defenseman Rich Brennan.

October 9, 2001: Acquired forward Nathan Perrott from Chicago for a conditional selection in the 2003 NHL Entry Draft.

November 1, 2001: Acquired forward Petr Tenkrat from Anaheim for forward Patric Kjellberg.

December 4, 2001: Acquired forward Jay Legault from Anaheim for defenseman Bert Robertsson.

December 18, 2001: Acquired defenseman Brett Hauer from Los Angeles for defenseman Rich Brennan.

January 11, 2002: Acquired forward Petr Hubacek and defenseman Jason Beckett from Philadelphia for forward Yves Sarault and a conditional selection in the 2003 NHL Entry Draft.

January 30, 2002: Claimed forward Reid Simpson on waivers from Montreal.

February 6, 2002: Acquired forward Steve Dubinsky from Chicago for future considerations.

March 1, 2002: Acquired defensemen D.J. Smith and Marty Wilford from Toronto for defenseman Marc Moro. Acquired a conditional draft selection (Matt Davis) from Colorado for defenseman D.J. Smith.

March 13, 2002: Acquired a fourth-round selection in the 2003 NHL Entry Draft (traded to Anaheim; Anaheim selected Nathan Saunders) and future considerations from Chicago for forward Tom Fitzgerald.

March 16, 2002: Acquired defenseman Jere Karalahti and a conditional selection in the 2003 NHL Entry Draft (Teemu Lassila) from Los Angeles for forward Cliff Ronning.

March 17, 2002: Acquired forward Jukka Hentunen from Calgary for a conditional selection in the 2003 NHL Entry Draft.

March 19, 2002: Acquired defenseman Peter Smrek from the New York Rangers for defenseman Richard Lintner.

May 6, 2002: Signed free-agent forward Vernon Fiddler.

May 15, 2002: Acquired forward Steve Parsons from Pittsburgh for future considerations.

ALL-TIME TRADES & ACQUISITIONS

June 22-23, 2002: Acquired a third-round selection in the 2002 NHL Entry Draft (traded to Detroit; Detroit selected Valtteri Filppula) from Anaheim for future considerations. Acquired a third-round selection in the 2002 NHL Entry Draft (traded to Toronto; Toronto selected Dominic D'Amour) and a second-round selection in the 2003 NHL Entry Draft (Konstantin Glazachev) from Buffalo for a second-round selection in the 2002 NHL Entry Draft (traded to Edmonton; Edmonton selected Jarret Stoll). Acquired a third-round selection in the 2003 NHL Entry Draft (Paul Brown) from Washington for forward Petr Sykora. Acquired a conditional third-round selection in the 2003 NHL Entry Draft (Alexander Sulzer) from Toronto for a third-round selection in the 2002 NHL Entry Draft (Dominic D'Amour). Acquired a third-round selection in the 2003 NHL Entry Draft (Grigory Shafigulin) from Detroit for a third-round selection in the 2002 NHL Entry Draft (Valtteri Filppula). Selected forwards Kaleb Betts, Patrick Jarrett, Brandon Segal and Scottie Upshall, defensemen Josh Morrow and Steven Spencer and goaltenders Matt Davis and Mike McKenna in the 2002 NHL Entry Draft.

June 29, 2002: Acquired forward Cameron Mann and goaltender Ed Belfour from Dallas for forward David Gosselin and a fifth-round selection in the 2003 NHL Entry Draft (Eero Kilpelainen).

June 30, 2002: Acquired forward Tie Domi from Toronto for an eighth-round selection in the 2003 NHL Entry Draft (Shaun Landolt).

July 11, 2002: Signed free-agent forwards Brent Gilchrist and Clarke Wilm.

July 15, 2002: Signed free-agent forwards Greg Koehler and Wyatt Smith.

July 16, 2002: Signed free-agent defenseman Pascal Trepanier.

July 24, 2002: Signed free-agent forwards Denis Pederson and Domenic Pittis.

September 4, 2002: Signed free-agent forward Andreas Johansson.

October 4, 2002: Claimed defenseman Francis Bouillon from Montreal in the 2002 NHL Waiver Draft. Forward Petr Tenkrat claimed by Florida in the 2002 NHL Waiver Draft.

October 23, 2002: Acquired defenseman Jason York from Anaheim for future considerations.

October 25, 2002: Defenseman Francis Bouillon claimed on waivers by Montreal.

December 2, 2002: Signed free-agent forward Reid Simpson.

December 12, 2002: Acquired forward Rem Murray and defensemen Tomas Kloucek and Marek Zidlicky from the New York Rangers for goaltender Mike Dunham.

December 31, 2002: Acquired forward Bob Wren from Toronto for forward Nathan Perrott.

February 4, 2003: Traded forward Greg Koehler to Los Angeles for future considerations.

February 17, 2003: Acquired forward Jon Sim from Dallas for defenseman Bubba Berenzweig and a conditional selection in the 2004 NHL Entry Draft.

March 3, 2003: Acquired forward Oleg Petrov from Montreal for a fourth-round selection in the 2003 NHL Entry Draft (traded to Washington; Washington selected Andreas Valdix).

March 8, 2003: Forward Jon Sim claimed on waivers by Los Angeles.

March 9, 2003: Acquired goaltender Wade Flaherty from Florida for defenseman Pascal Trepanier.

March 10, 2003: Traded forward Bob Wren to Ottawa for future considerations.

March 11, 2003: Claimed forward Todd Warriner on waivers from Philadelphia. Acquired defenseman Alexander Riazantsev from Colorado for a seventh-round selection in the 2003 NHL Entry Draft (Linus Videll).

June 19, 2003: Named Brent Peterson associate coach and Peter Horachek assistant coach.

June 21, 2003: Acquired forward Sergei Soin from Colorado for defenseman Tomas Slovak.

June 22-23, 2003: Acquired a fourth-round (Nick Fugere) and fifth-round selection (Kyle Moir) in the 2004 NHL Entry Draft from Anaheim for a fourth-round selection in the 2003 NHL Entry Draft (Nathan Saunders). Acquired two seventh-round selections in the 2003 NHL Entry Draft (Andrei Mukhachev, Miroslav Hanuljak) from Los Angeles for a sixth-round selection in the 2003 NHL Entry Draft (Esa Pirnes). Selected forwards Paul Brown, Lauris Darzins, Konstantin Glazachev and Grigory Shafigulin, defensemen Kevin Klein, Andrei Mukhachev, Richard Stehlik, Alexander Sulzer, Ryan Suter and Shea Weber and goaltenders Miroslav Hanuljak, Teemu Lassila and Rustam Sidikov in the 2003 NHL Entry Draft.

June 26, 2003: Acquired defenseman Curtis Murphy from Minnesota for defenseman Peter Smrek.

June 27, 2003: Acquired a third-round selection in the 2004 NHL Entry Draft (traded to Minnesota; Minnesota selected Clayton Stoner) from Buffalo for defenseman Andy Delmore.

June 30, 2003: Acquired a third-round selection in the 2004 NHL Entry Draft (traded to Ottawa; Ottawa selected Peter Regin) from Colorado for defenseman Karlis Skrastins.

July 14, 2003: Acquired forward Mike Farrell from Washington for defenseman Alexander Riazantsev.

July 17, 2003: Signed free-agent defenseman Ray Schultz.

July 22, 2003: Signed free-agent forward Jim McKenzie.

September 10, 2003: Signed free-agent forward Mathieu Darche and free-agent defenseman Jamie Allison.

October 3, 2003: Claimed defenseman Wade Brookbank from Ottawa and goaltender Chris Mason from Florida in the 2003 NHL Waiver Draft.

October 22, 2003: Claimed forward Jeremy Stevenson on waivers from Minnesota.

November 4, 2003: Signed free-agent forward Tony Hrkac.

November 26, 2003: Signed free-agent defenseman Stan Neckar.

December 2, 2003: Acquired forward Simon Gamache and defenseman Kirill Safronov from Atlanta for forward Ben Simon and defenseman Tomas Kloucek.

December 17, 2003: Traded defenseman Wade Brookbank to Vancouver for future considerations.

December 31, 2003: Claimed forward Jason Morgan on waivers from Calgary.

January 30, 2004: Claimed forward Jeremy Yablonski on waivers from St. Louis.

February 16, 2004: Acquired forward Steve Sullivan from Chicago for a second-round selection in the 2004 NHL Entry Draft (Ryan Garlock) and a second-round selection in the 2005 NHL Entry Draft (Michael Blunden).

February 19, 2004: Forward Jason Morgan claimed on waivers by Calgary.

February 25, 2004: Acquired an eighth-round selection in the 2004 NHL Entry Draft (Pekka Rinne) from Tampa Bay for defenseman Timo Helbling.

March 5, 2004: Acquired forward Sergei Zholtok and defenseman Brad Bombardir from Minnesota for Buffalo's third-round selection (Clayton Stoner) and a fourth-round selection (Patrick Bordeleau) in the 2004 NHL Entry Draft.

ALL-TIME TRADES & ACQUISITIONS

March 9, 2004: Acquired defenseman Shane Hnidy from Ottawa for Colorado's third-round selection in the 2004 NHL Entry Draft (Peter Regin). Acquired a sixth-round selection in the 2004 NHL Entry Draft (Kevin Schaeffer) from Tampa Bay for defenseman Stan Neckar.

June 26-27, 2004: Selected forwards Stanislav Balan, Nick Fugere, Vaclav Meidl, Alexander Radulov and Michael Santorelli, defensemen Denis Kulyash, Janne Niskala, Kevin Schaeffer and Craig Switzer and goaltenders Kyle Moir and Pekka Rinne in the 2004 NHL Entry Draft.

July 9, 2004: Signed free-agent defenseman Greg Zanon.

July 22, 2004: Signed free-agent forwards Cam Severson and Jerred Smithson.

July 26, 2004: Signed free-agent defenseman Andreas Lilja.

July 27, 2005: Acquired forward Darcy Hordichuk from Florida for a fourth-round selection in the 2005 NHL Entry Draft (Matt Duffy).

July 29, 2005: Acquired a third-round selection in the 2005 NHL Entry Draft (Teemu Laakso) from Carolina for defenseman Andrew Hutchinson.

July 30, 2005: Acquired a fourth-round selection in the 2006 NHL Entry Draft (Niko Snellman) from Atlanta for defenseman Shane Hnidy. Selected forwards Patric Hornqvist, Ryan Maki and Cal O'Reilly and defensemen Cody Franson, Teemu Laakso, Ryan Parent and Scott Todd in the 2005 NHL Entry Draft.

August 2, 2005: Acquired defenseman Danny Markov from Philadelphia for a third-round selection in the 2006 NHL Entry Draft (traded to Los Angeles; Los Angeles selected Bud Holloway).

August 4, 2005: Signed free-agent defenseman Sheldon Brookbank.

August 5, 2005: Signed free-agent forward Paul Kariya.

August 6, 2005: Signed free-agent forward Scott Nichol.

August 19, 2005: Signed free-agent forward Randy Robitaille.

August 31, 2005: Signed free-agent forward Greg Classen.

September 9, 2005: Acquired forward Kris Beech from Pittsburgh for a conditional selection in the 2006 NHL Entry Draft (traded to Florida; Florida selected Derrick Lapoint).

October 3, 2005: Signed free-agent forward Yanic Perreault.

October 4, 2005: Forward Randy Robitaille claimed on waivers by Minnesota.

October 24, 2005: Acquired defenseman Rick Berry from Phoenix for future considerations.

November 29, 2005: Forward Simon Gamache claimed on waivers by St. Louis.

January 28, 2006: Claimed forward Simon Gamache on waivers from St. Louis.

January 29, 2006: Acquired forward Mike Sillinger from St. Louis for forward Timofei Shishkanov.

February 13, 2006: Defenseman Jamie Allison claimed on waivers by Florida.

February 15, 2006: Forward Jeremy Stevenson claimed on waivers by Dallas.

March 9, 2006: Acquired defenseman Brendan Witt from Washington for forward Kris Beech and a first-round selection in the 2006 NHL Entry Draft (Semyon Varlamov).

May 18, 2006: Signed free-agent defenseman Ville Koistinen.

June 24, 2006: Selected forwards Ryan Flynn, Blake Geoffrion, Viktor Sjodin and Niko Snellman and goaltender Mark Dekanich in the 2006 NHL Entry Draft.

July 2, 2006: Signed free-agent forward Jason Arnott.

July 17, 2006: Signed free-agent forwards Shane Endicott and Patrick Leahy, free-agent defenseman Nolan Yonkman and free-agent goaltender Karl Goehring.

July 18, 2006: Acquired forward Josef Vasicek from Carolina for forward Scott Walker.

July 19, 2006: Acquired forward Dominic Moore from the New York Rangers for forward Adam Hall. Acquired a third-round selection in the 2007 NHL Entry Draft (Ryan Thang) from Pittsburgh for forwards Dominic Moore and Libor Pivko.

July 21, 2006: Signed free-agent forward Ramzi Abid.

August 21, 2006: Signed free-agent defenseman Alex Henry.

August 29, 2006: Signed free-agent forward J.P. Dumont.

October 2, 2006: Signed free-agent forward Kim Staal.

October 6, 2006: Signed free-agent forward Kelsey Wilson.

November 27, 2006: Claimed goaltender Michael Leighton on waivers from Anaheim.

January 11, 2007: Goaltender Michael Leighton claimed on waivers by Philadelphia.

January 17, 2007: Signed free-agent forward Rich Peverley.

January 26, 2007: Acquired forward Chris Durno from Anaheim for forward Shane Endicott.

February 9, 2007: Acquired forward Eric Belanger from Carolina for forward Josef Vasicek.

February 10, 2007: Acquired defenseman Vitaly Vishnevski from Atlanta for forward Eric Belanger.

February 15, 2007: Acquired forward Peter Forsberg from Philadelphia for forward Scottie Upshall, defenseman Ryan Parent, and a first-round (traded to Nashville; Nashville selected Jonathon Blum) and third-round selection (traded to Washington; Washington selected Phil Desimone) in the 2007 NHL Entry Draft.

February 27, 2007: Acquired a fourth-round selection in the 2007 NHL Entry Draft (Mark Santorelli) from Buffalo for defenseman Mikko Lehtonen.

June 1, 2007: Signed free-agent forwards Antti Pihlstrom and Oliver Setzinger.

June 4, 2007: Acquired forward Matt Ellison from Philadelphia for future considerations.

June 18, 2007: Acquired a first-round selection in the 2007 NHL Entry Draft (Jonathon Blum) from the Philadelphia Flyers for the rights to forward Scott Hartnell and defenseman Kimmo Timonen.

June 22, 2007: Acquired a a second-round selection in the 2007 NHL Entry Draft (Nick Spaling) and a first (traded to the New York Islanders; New York Islanders selected Joshua Bailey) and second-round selection (traded to the New York Islanders; New York Islanders selected Aaron Ness) in the 2008 NHL Entry Draft from the Florida Panthers for goaltender Tomas Vokoun. Selected defenseman Jonathon Blum in the 2007 NHL Entry Draft.

June 23, 2007: Selected forwards Ben Ryan, Mark Santorelli, Nick Spaling, Ryan Thang and Andreas Thuresson, defenseman Robert Dietrich and goaltenders Atte Engren and Jeremy Smith in the 2007 NHL Entry Draft.

June 26, 2007: Traded forward Brandon Segal to Anaheim for future considerations.

July 2, 2007: Signed free-agent forwards Radek Bonk and Jed Ortmeyer, free-agent defenseman Greg de Vries and free-agent goaltender Dov Grumet-Morris.

ALL-TIME TRADES & ACQUISITIONS

July 5, 2007: Signed free-agent forward Shane Willis and free-agent goaltender Dan Ellis.

July 26, 2007: Signed free-agent forward Martin Gelinas.

September 4, 2007: Signed free-agent forward Josh Langfeld.

February 26, 2008: Acquired Brandon Bochenski from Anaheim for future considerations. Acquired Jan Hlavac from Tampa Bay for a seventh-round selection in the 2008 Entry Draft (traded to Philadelphia; Philadelphia selected Joacim Eriksson).

May 6, 2008: Signed free-agent forward Ian McKenzie.

June 19, 2008: Acquired a fifth-round selection in the 2009 NHL Entry Draft (traded to Tampa Bay; Tampa Bay selected Michael Zador).for forward Darcy Hordichuk and a fifth-round selection in the 2010 NHL Entry Draft.

June 20, 2008: Acquired the New York Rangers' fourth-round selection in the 2008 NHL Entry Draft (traded to the New York Rangers; New York Rangers selected Dale Weise) from St. Louis for goaltender Chris Mason. Acquired Toronto's first-round selection in the 2008 NHL Entry Draft (Colin Wilson) from the New York Islanders for Florida's first-round (Joshua Bailey) and second-round (Aaron Ness) selections in the 2008 NHL Entry Draft. Acquired a first-round selection in the 2008 NHL Entry Draft (Chet Pickard) from Ottawa for a first-round selection in the 2008 NHL Entry Draft (Erik Karlsson) and a third-round selection in the 2009 NHL Entry Draft (Taylor Beck). Selected forward Colin Wilson and goaltender Chet Pickard in the 2008 Entry Draft.

June 21, 2008 Acquired Toronto's second-round selection in the 2008 NHL Entry Draft (Roman Josi) from Phoenix for a second-round (traded to Florida; Florida selected Colby Robak) and a third-round selection (Mathieu Brodeur) in the 2008 NHL Entry Draft. Acquired a seventh-round selection in the 2008 NHL Entry Draft (Anders Lindback) and Toronto's fourth-round selection in the 2009 NHL Entry Draft (Craig Smith) from San Jose for a fourth-round selection in the 2008 NHL Entry Draft (Harri Sateri). Acquired a seventh-round selection in the 2008 NHL Entry Draft (Jani Lajunen) and a fourth-round selection in the 2009 NHL Entry Draft (Nick Oliver) from the New York Rangers for the New York Rangers' fourth-round selection in the 2008 NHL Entry Draft (via St. Louis, Dale Weise). Selected forwards Jani Lajunen and Taylor Stefishen, defensemen Jeffrey Foss and Roman Josi, and goaltender Anders Lindback in the 2008 NHL Entry Draft.

June 24, 2008 Acquired forward Triston Grant and a seventh-round selection in the 2009 NHL Entry Draft (traded to St .Louis; St. Louis selected Maxwell Tardy) from Philadelphia for defenseman Janne Niskala.

July 1, 2008 Acquired forward Ryan Jones and a second-round selection in the 2009 NHL Entry Draft (Charles-Olivier Roussel) from Minnesota for defenseman Marek Zidlicky. Signed free-agent goaltender Drew MacIntyre.

July 9, 2008: Signed free-agent forward Josh Gratton.

July 14, 2008: Signed free-agent forward Joel Ward.

September 29, 2008: Acquired center Nick Tarnasky from Tampa Bay for a sixth-round selection in the 2009 Entry Draft (Jaroslav Janus).

October 30, 2008: Acquired forward Hugh Jessiman from the New York Rangers for future considerations Acquired defenseman Tim Ramholt from Philadelphia for forward Josh Gratton.

November 27, 2008: Acquired forward Wade Belak from Florida for forward Nick Tarnasky.

January 10, 2008: Forward Rich Peverley claimed on waivers by Atlanta.

June 15, 2009: Named Martin Gelinas the team's Director of Player Development.

June 26, 2009: Selected defenseman Ryan Ellis in the 2009 NHL Entry Draft.

June 27, 2009: Traded Carolina's fifth-round selection in the 2009 Entry Draft (Michael Zador) to Tampa Bay for its fifth-round selection in the 2010 Entry Draft. Traded Philadelphia's seventh-round selection in the 2009 Entry Draft (Maxwell Tardy) to St. Louis for its seventh-round selection in the 2010 Entry Draft. Selected forwards Taylor Beck, Gabriel Bourque, Zach Budish, Michael Latta, Nick Oliver Cameron Reid and Craig Smith, and defensemen Mattias Ekholm and Charles-Olivier Roussel in the 2009 Entry Draft.

July 14, 2009: Signed free-agent forward Ben Guite.

July 16, 2009: Signed free-agent forward Peter Olvecky.

July 20, 2009: Signed free-agent forward Ben Eaves.

August 21, 2009: Signed free-agent forward Marcel Goc.

TEAM RECORDS - SEASON

STREAKS

LONGEST UNBEATEN STREAK
8 - (8-0-0) 10/5-10/25/05
- (5-0-3-0) 12/18/99-1/1/00
7 - (5-0-2-0) 1/8-1/19/04
- (4-0-3-0) 12/6-12/23/01

At Home:
11 - (9-0-2-0) 12/20/03-1/31/04
- (8-0-3-0) 11/3-12/23/01
8 - (8-0-0) 1/6-2/8/07
- (7-0-1-0) 2/13-3/6/03

On Road:
7 - (7-0-0) 10/16-11/4/06
4 - (4-0-0-0) 3/20-4/4/04
- (4-0-0-0) 11/24-12/04/03

LONGEST WINNING STREAK
8 - 10/5-10/25/05
6 - 2/21-3/5/09
- 4/6-4/18/06
- 12/15-12/27/05
- 11/24-12/4/03

At Home:
8 - 1/6-2/8/07
7 - 2/13-3/1/03
6 - 2/11-3/20/06
- 11/3-12/6/01

On Road:
7 - 10/16-11/4/06
4 - 3/20-4/4/04
- 11/24-12/04/03

LONGEST POINT STREAK
10 - (9-0-1) 10/14-11/4/06
- (8-0-2) 3/2-3/21/06
- (7-0-3) 2/19-3/10/07

At Home:
13 - (9-0-3-1) 12/13/03-1/31/04
12 - (9-0-3) 10/14-12/16/06
11 - (8-0-3-0) 11/3-12/23/01

On Road:
7 - (7-0-0) 10/16-11/4/06
6 - (4-0-2) 1/4-1/24/06
5 - (3-0-2) 3/14-3/29/09
- (4-0-1) 11/1-11/12/07

LONGEST WINLESS STREAK
15 - (0-10-3-2) 3/10-4/6/03
8 - (0-7-1-0) 3/7-3/21/02
7 - four times, last (0-3-3-1) 3/6-3/19/04

At Home:
9 - (0-8-1) 1/21-3/2/99
7 - (0-4-2-1) 3/6-4/1/03
- (0-3-4-0) 10/17-11/16/00

On Road:
9 - (0-6-2-1) 3/12-4/6/03
- (0-3-2-4) 10/11-11/7/02
- (0-8-1-0) 11/2-12/2/01

LONGEST LOSING STREAK
7 - 11/20-12/2/99
6 - four times, last 10/10-10/23/07

At Home:
6 - 2/21-3/20/08
- 2/26-3/21/02
- 1/21-2/15/99
5 - 10/13-10/30/01

On Road:
7 - 12/8-1/11/09
- 1/26-3/5/06
5 - eight times, last 10/10-10/30/07

MOST CONSECUTIVE TIES
2 - five times, last 3/11-3/13/04

At Home:
2 - 1/1-1/10/02
- 12/8-12/11/01
- 12/18-12/23/99

On Road:
None

LONGEST SHUTOUT STREAK
233:39 - 3/22-3/30/08
147:12 - 2/8-2/26/02
143:08 - 4/8-4/13/06

At Home:
165:42 - 3/2-3/18/06
163:24 - 2/20-3/1/03
141:03 - 1/16-1/21/01

On Road:
165:38 - 3/15-3/30/08
160:57 - 4/5-4/11/06
131:06 - 3/8-3/11/01
120:33 - 3/19-3/22/01

MOST CONSECUTIVE GAMES WITHOUT BEING SHUTOUT
70 - 10/25/07-3/30/08
57 - 2/26/04-1/1/06
36 - 3/3-11/4/06
- 11/27/99-2/15/00

At Home:
148 - 1/13/04-11/17/08
35 - 10/13/98-3/16/99
34 - 10/5/99-3/12/00

On Road:
34 -10/23/07-3/28/08
- 1/14/99-11/22/99
28 - 3/3/04-12/30/05
22 - 12/28/08-4/10/09
- 1/23-10/19/02

LONGEST SCORELESS STREAK
166:44 - 12/4-12/10/00
161:02 - 11/20-11/26/00
152:50 - 12/7-12/12/02

At Home:
165:45 - 11/18-11/28/00
116:15 - 12/23-12/29/01
110:08 - 12/3-12/12/02

On Road:
217:55 - 3/27-4/6/03
166:44 - 12/4-12/10/00
154:32 - 2/3-2/23/00

POINTS

MOST POINTS
110 - 2006-07 (51-23-8)
106 - 2005-06 (49-25-8)
91 - 2007-08 (41-32-9)
- 2003-04 (38-29-11-4)

At Home:
65 - 2005-06 (32-8-1)
61 - 2006-07 (28-8-5)
53 - 2003-04 (22-10-7-2)

On Road:
49 - 2006-07 (23-15-3)
41 - 2007-08 (18-18-5)
- 2000-01 (18-18-2-3)
- 2005-06 (17-17-7)

FEWEST POINTS
63 - 1998-99 (28-47-7)
69 - 2001-02 (28-41-13-0)
70 - 1999-00 (28-40-7-7)

At Home:
34 - 1998-99 (15-22-4)
35 - 1999-00 (15-21-3-2)
39 - 2000-01 (16-18-7-0)

On Road:
27 - 2001-02 (11-25-5-0)
29 - 1998-99 (13-25-3)
32 - 2002-03 (9-18-8-6)

WINS

MOST WINS
51 - 2006-07
49 - 2005-06
41 - 2007-08

At Home:
32 - 2005-06
28 - 2006-07
24 - 2008-09

On Road:
23 - 2006-07
18 - 2007-08
- 2000-01

FEWEST WINS
27 - 2002-03
28 - 2001-02
- 1999-00
- 1998-99

At Home:
15 - 1999-00
- 1998-99
16 - 2000-01

On Road:
9 - 2002-03
11 - 2001-02
13 - 1999-00
- 1998-99

FEWEST GAMES TO 10 WINS
15 - 11/11/06
- 11/10/05
18 - 11/15/07

FEWEST GAMES TO 20 WINS
30 - 12/17/05
31 - 12/14/06
40 - 1/5/08

FEWEST GAMES TO 30 WINS
44 - 1/12/07
48 - 1/23/06
58 - 2/12/08

FEWEST GAMES TO 40 WINS
61 - 2/19/07
67 - 3/18/06
80 - 4/1/08

FEWEST GAMES TO 50 WINS
81 - 4/5/07

REGULATION LOSSES

MOST REGULATION LOSSES
47 - 1998-99
41 - 2001-02
40 - 1999-00

At Home:
22 - 1998-99
21 - 1999-00
18 - 2000-01

On Road:
25 - 2001-02
- 1998-99
19 - 2003-04
- 1999-00

FEWEST REGULATION LOSSES
23 - 2006-07
25 - 2005-06
29 - 2003-04

At Home:
8 - 2006-07
- 2005-06
10 - 2003-04

On Road:
15 - 2006-07
17 - 2005-06
18 - 2007-08
- 2002-03
- 2000-01

TEAM RECORDS - SEASON

TIES

MOST TIES
13 - 2002-03
- 2001-02
11 - 2003-04

At Home:
8 - 2001-02
7 - 2003-04
- 2000-01

On Road:
8 - 2002-03
5 - 2001-02
4 - 2003-04
- 1999-00

FEWEST TIES
7 - 1999-00
- 1998-99
9 - 2000-01

At Home:
3 - 1999-00
4 - 1998-99
5 - 2002-03

On Road:
2 - 2000-01
3 - 1998-99
4 - 2003-04
- 1999-00

OVERTIME LOSSES

MOST OVERTIME LOSSES
9 - 2007-08
8 - 2008-09
- 2006-07
- 2005-06

At Home:
5 - 2006-07
4 - 2008-09
- 2007-08

On Road:
7 - 2005-06
6 - 2002-03
5 - 2007-08
- 1999-00

FEWEST OVERTIME LOSSES
0 - 2001-02
2 - 1998-99
3 - 2000-01

At Home:
0 - 2001-02
- 2000-01
1 - three times, last 2005-06

On Road:
0 - 2001-02
1 - 1998-99
2 - 2003-04

GOALS

MOST GOALS SCORED
272 - 2006-07
259 - 2005-06
230 - 2007-08

At Home:
153 - 2006-07
142 - 2005-06
120 - 2007-08

On Road:
119 - 2006-07
117 - 2005-06
110 - 2007-08

FEWEST GOALS SCORED
183 - 2002-03
186 - 2000-01
190 - 1998-99

At Home:
92 - 2000-01
98 - 2002-03
101 - 2001-02

On Road:
85 - 2002-03
86 - 1998-99
94 - 2000-01

MOST GOALS AGAINST
261 - 1998-99
240 - 1999-00
233 - 2008-09

At Home:
126 - 1998-99
116 - 1999-00
113 - 2007-08

On Road:
135 - 2001-02
- 1998-99
133 - 2005-06

FEWEST GOALS AGAINST
200 - 2000-01
206 - 2002-03
212 - 2006-07

At Home:
90 - 2002-03
93 - 2003-04
94 - 2005-06

On Road:
98 - 2000-01
107 - 2006-07
116 - 2007-08
- 2002-03

MOST 30-GOAL SCORERS
2 - 2005-06 (Kariya, Sullivan)
1 - 2008-09 (Arnott)

MOST 20-GOAL SCORERS
6 - 2006-07 (Arnott, Legwand, Kariya, Hartnell, Sullivan, Dumont)
5 - 2005-06 (Kariya, Sullivan, Hartnell, Perreault, Erat)
4 - 2007-08 (Dumont, Arnott, Radulov, Erat)

SPECIAL TEAMS

MOST POWER PLAY GOALS
94 - 2005-06
72 - 2003-04
71 - 2006-07

At Home:
50 - 2005-06
44 - 2006-07
41 - 2003-04

On Road:
44 - 2005-06
32 - 2002-03
31 - 2003-04

FEWEST POWER PLAY GOALS
40 - 1998-99
41 - 1999-00
48 - 2001-02

At Home:
20 - 1999-00
24 - 1998-99
26 - 2001-02

On Road:
16 - 1998-99
19 - 2000-01
21 - 1999-00

MOST POWER PLAY CHANCES
512 - 2005-06 (94 PPGs, 18.4%)
426 - 2003-04 (72 PPGs, 16.9%)
418 - 2002-03 (58 PPGs, 13.9%)

At Home:
260 - 2005-06 (50 PPGs, 19.2%)
234 - 2003-04 (41 PPGs, 17.5%)
219 - 2006-07 (44 PPGs, 20.1%)

On Road:
252 - 2005-06 (44 PPGs, 17.5%)
214 - 2002-03 (32 PPGs, 15.0%)
192 - 2003-04 (31 PPGs, 16.1%)

FEWEST POWER PLAY CHANCES
304 - 1999-00 (41 PPGs, 13.5%)
318 - 2008-09 (50 PPGs, 15.7%)
324 - 1998-99 (40 PPGs, 12.3%)

At Home:
164 - 1999-00 (20 PPGs, 12.2%)
167 - 2008-09 (27 PPGs, 16.2%)
182 - 2001-02 (26 PPGs, 14.3%)

On Road:
140 - 1999-00 (21 PPGs, 15.0%)
141 - 1998-99 (16 PPGs, 11.3%)
151 - 2008-09 (23 PPGs, 15.2%)

MOST POWER PLAY GOALS AGAINST
82 - 2005-06
75 - 1998-99
64 - 2003-04

At Home:
34 - 2005-06
31 - 1998-99
28 - 2006-07

On Road:
48 - 2005-06
44 - 1998-99
42 - 2008-09

FEWEST POWER PLAY GOALS AGAINST
46 - 1999-00
49 - 2007-08
- 2000-01
50 - 2001-02

At Home:
17 - 2008-09
18 - 2001-02
20 - 1999-00

On Road:
22 - 2007-08
26 - 1999-00
27 - 2006-07

MOST CONSECUTIVE GAMES WITH A POWER PLAY GOAL
11 - 11/10-12/7/05
9 - 12/10-12/28/05
- 10/11-11/3/99

At Home:
11 - 11/16-12/26/06
9 - 2/13-3/23/04
8 - 1/15-3/2/06
- 11/10-12/3/05

On Road:
9 - 11/19-12/28/05
6 - 10/18-11/4/06
- 11/2-11/12/02
- 10/11-11/3/99

MOST CONSECUTIVE GAMES WITHOUT A POWER PLAY GOAL
7 - 3/25-4/6/03
6 - 1/30-2/8/09
- 11/8-11/20/01
5 - seven times, last 12/11-12/23/08

At Home:
5 - 1/13-1/31/08
- 2/12-3/15/02
- 3/28-4/17/99
4 - six times, last 2/2-2/12/08

On Road:
9 - 10/31-12/2/01
8 - 11/7-12/17/98
5 - six times, last 3/15-4/4/08

MOST CONSECUTIVE UNSUCCESSFUL POWER PLAY ATTEMPTS
39 - 3/23-4/6/03
28 - 12/11-12/23/03
27 - 11/12-11/23/02

At Home:
29 - 2/8-3/17/02
26 - 12/14-12/30/02
23 - 12/11/03-1/1/04

On Road:
34 - 10/31-12/12/01
29 - 11/7-12/17/98
26 - 3/23-4/6/03

TEAM RECORDS - SEASON

MOST CONSECUTIVE GAMES WITH A POWER PLAY GOAL AGAINST
9 - 10/26-11/14/02
8 - 12/23/05-1/6/06
- 10/11-10/30/03
- 11/30-12/14/02
At Home:
6 - 10/20-11/10/05
5 - 10/11-10/30/03
- 11/30-12/14/02
On Road:
12 - 10/11-11/17/02
7 - 10/10-11/6/08
- 2/21-3/14/04
- 3/9-4/3/02
- 10/11-11/10/99
MOST CONSECUTIVE GAMES WITHOUT ALLOWING A POWER PLAY GOAL
7 - 2/19-3/5/09
- 3/22-4/5/08
- 11/24-12/06/03
6 - 12/11-12/23/08
- 11/27-12/8/99
5 - six times, last 12/8-12/18/07
At Home:
12 - 2/12-3/24/09
9 - 12/13/08-1/17/09
7 - 2/11-2/27/03
On Road:
7 - 12/7/00-1/4/01
5 - 3/15-4/4/08
- 11/29/07-12/18/07
- 11/24-12/6/03
MOST CONSECUTIVE SUCCESSFUL PENALTY KILLS
34 - 4/1-4/13/06
29 - 1/28-2/6/06
27 - 11/22-12/6/03
At Home:
34 - 2/12-3/24/09
33 - 2/11-3/1/03
30 - 12/13/08-1/19/09
- 2/12-3/10/09
On Road:
28 - 12/7/00-1/8/01
24 - 11/19-12/19/07
19 - 11/26-12/15/99
MOST SHORTHANDED GOALS
14 - 2003-04
12 - 2005-06
9 - 2008-09
- 1999-00
At Home:
10 - 2003-04
6 - 2005-06
- 1999-00
On Road:
6 - 2006-07
- 2005-06
4 - 2008-09
- 2007-08
- 2003-04
FEWEST SHORTHANDED GOALS
2 - 2002-03
6 - 2001-02
7 - 2007-08
- 2000-01
- 1998-99
At Home:
0 - 2002-03
2 - 2006-07
3 - 2007-08
On Road:
1 - 2001-02
2 - 2002-03
- 2000-01
MOST TIMES SHORTHANDED
533 - 2005-06 (82 PPGA, 84.6%)
387 - 2006-07 (55 PPGA, 85.8%)
357 - 1998-99 (75 PPGA, 79.0%)
At Home:
265 - 2005-06 (34 PPGA, 87.2%)
196 - 2006-07 (28 PPGA, 85.7%)
176 - 2003-04 (24 PPGA, 86.3%)
- 2001-02 (18 PPGA, 89.8%)
On Road:
268 - 2005-06 (48 PPGA, 82.1%)
191 - 2006-07 (27 PPGA, 85.9%)
190 - 2002-03 (39 PPGA, 79.5%)
FEWEST TIMES SHORTHANDED
309 - 1999-00 (46 PPGA, 85.1%)
331 - 2000-01 (49 PPGA, 85.2%)
335 - 2007-08 (49 PPGA, 85.4%)
At Home:
150 - 2008-09 (17 PPGA, 88.7%)
152 - 1999-00 (20 PPGA, 86.8%)
163 - 2007-08 (27 PPGA, 83.4%)
- 2002-03 (22 PPGA, 86.5%)
On Road:
157 - 1999-00 (26 PPGA, 83.4%)
163 - 2000-01 (28 PPGA, 82.8%)
172 - 2007-08 (22 PPGA, 87.2%)
MOST SHORTHANDED GOALS AGAINST
13 - 2005-06
11 - 1999-00
10 - 2007-08
- 1998-99
At Home:
6 - 2007-08
- 1999-00
5 - 2005-06
4 - Three times, last 2002-03
On Road:
8 - 2005-06
6 - 1998-99
5 - Four times, last 2008-09
FEWEST SHORTHANDED GOALS AGAINST
2 - 2006-07
4 - 2000-01
8 - Four times, last 2008-09
At Home:
2 - 2006-07
3 - 2008-09
- 2003-04
- 2001-02
On Road:
0 - 2006-07
- 2000-01
4 - 2007-08
- 2002-03
MOST CONSECUTIVE GAMES WITH A SHORTHANDED GOAL
3 - 12/15-12/23/01
2 - 10 times, last 12/8-12/10/07
At Home:
3 - 12/15-12/23/01
2 - six times, last 12/8-12/10/07
On Road:
2 - 1/24/-1/26/06
MOST CONSECUTIVE GAMES WITH A SHORTHANDED GOAL AGAINST
2 - eight times, last 12/19-12/22/07
At Home:
2 - four times, last 12/6-12/8/07
On Road:
2 - 2/28-3/2/02
- 10/31-11/3/99

PENALTY MINUTES

MOST PENALTY MINUTES
1533 - 2005-06
1420 - 1998-99
1360 - 2003-04
At Home:
819 - 2005-06
766 - 2003-04
696 - 1998-99
On Road:
724 - 1998-99
714 - 2005-06
594 - 2003-04
FEWEST PENALTY MINUTES
944 - 2000-01
946 - 1999-00
969 - 2002-03
At Home:
470 - 2007-08
482 - 2002-03
491 - 2000-01
On Road:
440 - 1999-00
453 - 2000-01
469 - 2008-09
MOST PENALTY MINUTES, OPPONENT
1617 - 2003-04
1498 - 2005-06
1326 - 1998-99
At Home:
931 - 2003-04
826 - 2006-07
765 - 1998-99
On Road:
735 - 2005-06
686 - 2003-04
561 - 1998-99
FEWEST PENALTY MINUTES, OPPONENT
933 - 1999-00
945 - 2008-09
1013 - 2000-01
At Home:
532 - 2008-09
535 - 1999-00
568 - 2002-03
On Road:
398 - 1999-00
413 - 2008-09
442 - 2000-01

SHOTS

MOST SHOTS
2425 - 2007-08
2380 - 2005-06
2375 - 2008-09
At Home:
1291 - 2007-08
1273 - 2005-06
1269 - 2002-03
On Road:
1134 - 2007-08
1117 - 2008-09
1107 - 2005-06
FEWEST SHOTS
2019 - 2001-02
2182 - 2000-01
2215 - 1999-00
At Home:
1079 - 2001-02
1161 - 2003-04
1156 - 2000-01
On Road:
940 - 2001-02
961 - 1999-00
999 - 1998-99
MOST SHOTS AGAINST
2696 - 1998-99
2662 - 2005-06
2561 - 2006-07
At Home:
1381 - 1998-99
1314 - 2005-06
1302 - 2006-07
On Road:
1348 - 2005-06
1315 - 1998-99
1259 - 2006-07
FEWEST SHOTS AGAINST
2252 - 2002-03
2314 - 2001-02
2335 - 2003-04
At Home:
1131 - 2003-04
1148 - 2002-03
1178 - 2001-02
On Road:
1103 - 2000-01
1104 - 2002-03
1136 - 2001-02

TEAM RECORDS - GAME

GOALS

MOST GOALS SCORED
9 - 3/18/06 in 9-4 win vs. Calgary
- 3/4/04 in 9-4 win at Pittsburgh
8 - 2/28/09 in 8-0 win vs. Detroit
- 1/5/07 in 8-3 win at Chicago
- 2/21/04 in 8-2 win at Phoenix

At Home:
9 - 3/18/06 in 9-4 win vs. Calgary
8 - 2/28/09 in 8-0 win vs. Detroit
7 - four times, last 12/23/06 in 7-0 win vs. Los Angeles

On Road:
9 - 3/4/04 in 9-4 win at Pittsburgh
8 - 1/5/07 in 8-3 win at Chicago
- 2/21/04 in 8-2 win at Phoenix

MOST GOALS ALLOWED
8 - five times, last 4/10/09 in 8-4 loss at Minnesota

At Home:
8 - 10/5/06 in 8-6 loss vs. Chicago
7 - six times, last 1/17/09 in 7-2 loss vs. Atlanta

On Road:
8 - 4/10/09 in 8-4 loss at Minnesota
- 2/27/08 in 8-4 loss at Buffalo
- 1/18/99 in 8-1 loss at Boston
- 1/11/99 in 8-0 loss at Philadelphia
7 - six times, last 11/6/08 in 7-6 loss at Calgary

MOST GOALS SCORED BY BOTH TEAMS
14 - 10/5/06 in 8-6 loss vs. Chicago
13 - four times, last 11/6/08 in 7-6 loss at Calgary

At Home:
14 - 10/5/06 in 8-6 loss vs. Chicago
13 - 11/16/06 in 7-6 loss vs. Minnesota
- 3/18/06 in 9-4 win vs. Calgary

On Road:
13 - 11/6/08 in 7-6 loss at Calgary
- 3/4/04 in 9-4 win at Pittsburgh
12 - 4/10/09 in 8-4 loss at Minnesota
- 2/27/08 in 8-4 loss at Buffalo
11 - five times, last 11/29/07 in 6-5 win at Ottawa

LARGEST MARGIN OF VICTORY
8 - 2/28/09 in 8-0 win vs. Detroit
7 - twice, last 1/8/08 in 7-0 win at Los Angeles
6 - Six times, last 12/14/06 in 6-0 win vs. Ottawa

At Home:
8 - 2/28/09 in 8-0 win vs. Detroit
7 - 12/23/06 in 7-0 win vs. Los Angeles
6 - Five times, last 12/14/06 in 6-0 win vs. Ottawa

On Road:
7 - 1/8/08 in 7-0 win at Los Angeles
6 - 2/21/04 in 8-2 win at Phoenix
5 - 1/5/07 in 8-3 win at Chicago
- 12/21/05 in 6-1 win at Chicago
- 3/4/04 in 9-4 win at Pittsburgh

LARGEST MARGIN OF DEFEAT
8 - 1/11/99 in 8-0 loss at Philadelphia
7 - 10/30/02 in 7-0 loss at St. Louis
- 1/18/99 in 8-1 loss at Boston

At Home:
5 - 1/17/09 in 7-2 loss vs. Atlanta
- 2/14/08 in 6-1 loss vs. Chicago
- 12/21/06 in 7-2 loss vs. Buffalo
- 3/12/02 in 5-0 loss vs. Vancouver
4 - 15 times, last 11/29/08 in 6-2 loss vs. Minnesota

On Road:
8 - 1/11/99 in 8-0 loss at Philadelphia
7 - 10/30/02 in 7-0 loss at St. Louis
- 1/18/99 in 8-1 loss at Boston

SPECIAL TEAMS

MOST POWER PLAY GOALS
6 - 3/4/04 in 9-4 win at Pittsburgh
5 - 2/18/04 in 7-3 win vs. San Jose
4 - 11/10/05 in 5-3 win vs. Dallas
- 12/20/01 in 6-2 win vs. Vancouver

At Home:
5 - 2/18/04 in 7-3 win vs. San Jose
4 - 11/10/05 in 5-3 win vs. Dallas
- 12/20/01 in 6-2 win vs. Vancouver

On Road:
6 - 3/4/04 in 9-4 win at Pittsburgh
3 - 13 times, last 1/28/09 in 5-3 win at Vancouver

MOST POWER PLAY CHANCES
12 - 10/26/05 in 3-2 loss at Columbus
11 - 2/8/07 in 4-2 win vs. Toronto
- 2/17/06 in 2-1 win at St. Louis
- 12/20/01 in 6-2 win vs. Vancouver

At Home:
11 - 2/8/07 in 4-2 win vs. Toronto
- 12/20/01 in 6-2 win vs. Vancouver
10 - seven times, last 12/8/07 in 4-2 win vs. Anaheim

On Road:
12 - 10/26/05 in 3-2 loss at Columbus
11 - 12/17/06 in 2-1 win at St. Louis
10 - four times, last 1/3/06 in 3-0 loss at Colorado

MOST POWER PLAY GOALS AGAINST
5 - 2/18/09 in 6-2 loss at Detroit
- 11/29/08 in 6-2 loss vs. Minnesota
- 10/7/06 in 6-5 loss at Minnesota
4 - five times, last 10/10/08 in 5-2 loss at St. Louis

At Home:
5 - 11/29/08 in 6-2 loss vs. Minnesota
4 - 3/18/06 in 9-4 win vs. Calgary

On Road:
5 - 2/18/09 in 6-2 loss at Detroit
- 10/7/06 in 6-5 loss at Minnesota
4 - four times, last 10/10/08 in 5-2 loss at St. Louis

MOST SHORTHANDED GOALS
2 - 11/6/08 in 7-6 loss at Calgary
- 1/19/08 in 5-2 win at St. Louis
- 3/14/00 in 3-2 loss at Detroit
- 11/18/99 in 6-1 win vs. Montreal

At Home:
2 - 11/18/99 in 6-1 win vs. Montreal

On Road:
2 - 11/6/08 in 7-6 loss at Calgary
- 1/19/08 in 5-2 win at St. Louis
- 3/14/00 in 3-2 loss at Detroit

MOST SHORTHANDED SITUATIONS
13 - 10/25/05 in 5-3 win vs. Chicago
12 - 11/26/05 in 3-1 loss vs. Dallas
11 - four times, last 11/29/08 in 6-2 loss vs. Minnesota

At Home:
13 - 10/25/05 in 5-3 win vs. Chicago
12 - 11/26/05 in 3-1 loss vs. Dallas
11 - 11/29/08 in 6-2 loss vs. Minnesota
- 3/2/06 in 3-1 win vs. Vancouver

On Road:
11 - 3/5/06 in 3-2 loss at Edmonton
- 2/6/06 in 4-2 loss at Dallas
10 - eight times, last 3/25/06 in 6-4 loss at Los Angeles

MOST SHORTHANDED GOALS AGAINST
2 - 3/2/02 in 5-2 loss at Calgary
- 3/2/00 in 4-3 loss at San Jose

At Home:
1 - 40 times, last 3/12/09 in 4-2 loss vs. NY Rangers

On Road:
2 - 3/2/02 in 5-2 loss at Calgary
- 3/2/00 in 4-3 loss at San Jose

PENALTY MINUTES

MOST PENALTY MINUTES
95 - 10/25/05 in 5-3 win vs. Chicago
85 - 10/30/03 in 5-3 win vs. Detroit
54 - 3/6/08 in 6-2 loss at Vancouver
- 3/11/06 in 3-2 loss at San Jose

At Home:
95 - 10/25/05 in 5-3 win vs. Chicago
85 - 10/30/03 in 5-3 win vs. Detroit
46 - 11/29/08 in 6-2 loss vs. Minnesota

On Road:
54 - 3/6/08 in 6-2 loss at Vancouver
- 3/11/06 in 3-2 loss at San Jose
47 - 3/20/04 in 3-1 win at Calgary
42 - 1/22/04 in 4-0 loss at Calgary

TEAM RECORDS - GAME

MOST PENALTY MINUTES, OPPONENT
125 - 10/30/03 in 5-3 win vs. Detroit
107 - 3/20/04 in 3-1 win at Calgary
64 - 2/3/07 in 3-0 win vs. Anaheim
At Home:
125 - 10/30/03 in 5-3 win vs. Detroit
64 - 2/3/07 in 3-0 win vs. Anaheim
54 - 12/23/06 in 7-0 win vs. Los Angeles
On Road:
107 - 3/20/04 in 3-1 win at Calgary
62 - 3/11/06 in 3-2 loss at San Jose
56 - 3/6/08 in 6-2 loss at Vancouver

MOST PENALTY MINUTES BY BOTH TEAMS
210 - 10/30/03 in 5-3 win vs. Detroit (DET 125, NSH 85)
154 - 3/20/04 in 3-1 win at Calgary (CGY 107, NSH 47)
146 - 10/25/05 in 5-3 win vs. Chicago (NSH 95, CHI 51)
At Home:
210 - 10/30/03 in 5-3 win vs. Detroit (DET 125, NSH 85)
146 - 10/25/05 in 5-3 win vs. Chicago (NSH 95, CHI 51)
110 - 2/3/07 in 3-0 win vs. Anaheim (ANA 64, NSH 44)
On Road:
154 - 3/20/04 in 3-1 win at Calgary (CGY 107, NSH 47)
116 - 3/11/06 in 3-2 loss at San Jose (S.J 62, NSH 54)
110 - 3/6/08 in 6-2 loss at Vancouver (VAN 56, NSH 54)

SHOTS

MOST SHOTS
52 - 10/14/99 in 5-1 loss vs. San Jose
51 - 2/21/08 in 3-2 SO loss vs. Vancouver
- 1/13/00 in 4-3 loss vs. Vancouver
48 - 1/21/06 in 7-2 win vs. Columbus
At Home:
52 - 10/14/99 in 5-1 loss vs. San Jose
51 - 2/21/08 in 3-2 SO loss vs. Vancouver
- 1/13/00 in 4-3 loss vs. Vancouver
48 - 1/21/06 in 7-2 win vs. Columbus
On Road:
44 - 12/1/07 in 5-4 win at Montreal
41 - 11/23/05 in 4-2 win at Columbus
- 12/23/00 in 3-2 win at NY Rangers

MOST SHOTS AGAINST
57 - 11/11/08 in 4-3 OT win at San Jose
- 10/21/98 in 5-2 loss at Detroit
53 - 12/23/98 in 5-3 win vs. Detroit
51 - 2/10/09 in 5-3 loss vs. Detroit
At Home:
53 - 12/23/98 in 5-3 win vs. Detroit
51 - 2/10/09 in 5-3 loss vs. Detroit
50 - 2/9/99 in 5-2 loss vs. Detroit
On Road:
57 - 11/11/08 in 4-3 OT win at San Jose
- 10/21/98 in 5-2 loss at Detroit
48 - 3/25/06 in 6-4 loss at Los Angeles
- 11/26/99 in 1-0 loss at Washington

MOST SHOTS BY BOTH TEAMS
90 - 11/16/06 in 7-6 loss vs. Minnesota (NSH 45, MIN 45)
87 - 12/23/98 in 5-3 win vs. Detroit (DET 53, NSH 34)
86 - 11/11/08 in 4-3 OT win at San Jose (S.J. 57, NSH 29)
- 10/21/06 in 4-3 loss vs. Vancouver (VAN 46, NSH 40)
At Home:
90 - 11/16/06 in 7-6 loss vs. Minnesota (NSH 45, MIN 45)
87 - 12/23/98 in 5-3 win vs. Detroit (DET 53, NSH 34)
86 - 10/21/06 in 4-3 loss vs. Vancouver (VAN 46, NSH 40)
On Road:
86 - 11/11/08 in 4-3 OT win at San Jose (S.J. 57, NSH 29)
78 - 11/23/05 in 4-2 win at Columbus (NSH 41, CBJ 37)
77 - 3/21/06 in 3-2 win at Detroit (DET 41, NSH 36)

FEWEST SHOTS
9 - 1/27/01 in 5-1 loss vs. Colorado
10 - 11/22/99 in 3-2 loss at St. Louis
13 - 2/9/08 in 4-3 loss at San Jose
- 10/15/02 in 4-3 loss at NY Islanders
At Home:
9 - 1/27/01 in 5-1 loss vs. Colorado
17 - four times, last 11/29/05 in 2-0 win vs. Calgary
On Road:
10 - 11/22/99 in 3-2 loss at St. Louis
13 - 2/9/08 in 4-3 loss at San Jose
- 10/15/02 in 4-3 loss at NY Islanders
14 - five times, last 3/4/07 in 3-2 loss at Anaheim

FEWEST SHOTS AGAINST
12 - 3/4/03 in 2-1 loss at St. Louis
13 - 11/8/01 in 3-1 loss at Montreal
15 - 12/4/07 in 3-1 loss at Toronto
- 11/29/02 in 2-1 loss vs. New Jersey
At Home:
15 - 11/29/02 in 2-1 loss vs. New Jersey
16 - 1/17/08 in 2-1 loss vs. Anaheim
- 2/18/01 in 3-2 win vs. Tampa Bay
17 - 11/25/08 in 1-0 SO loss vs. St. Louis
- 2/8/03 in 3-2 win vs. Columbus
- 2/26/00 in 3-2 loss vs. Tampa Bay
On Road:
12 - 3/4/03 in 2-1 loss at St. Louis
13 - 11/8/01 in 3-1 loss at Montreal
15 - 12/4/07 in 3-1 loss at Toronto

FEWEST SHOTS BY BOTH TEAMS
31 - 3/4/03 in 2-1 loss at St. Louis (NSH 19, STL 12)
35 - 12/28/98 in 1-0 loss at Dallas (DAL 21, NSH 14)
36 - 10/5/01 in 4-1 loss at Dallas (NSH 19, DAL 17)
At Home:
37 - 1/26/02 in 3-1 loss vs. Anaheim (NSH 19, ANA 18)
38 - 12/20/03 in 1-0 win vs. Detroit (DET 21, NSH 17)
41 - 1/21/02 in 1-0 loss vs. Phoenix (PHX 22, NSH 19)
On Road:
31 - 3/4/03 in 2-1 loss at St. Louis (NSH 19, STL 12)
35 - 12/28/98 in 1-0 loss at Dallas (DAL 21, NSH 14)
36 - 10/5/01 in 4-1 loss at Dallas (NSH 19, DAL 17)

LARGEST SHOT ADVANTAGE
30 - 11/25/08 in 1-0 SO loss vs. St. Louis (NSH 47, STL 17)
29 - 10/14/99 in 5-1 loss vs. San Jose (NSH 52, S.J 23)
26 - 12/1/05 in 2-1 win vs. Minnesota (NSH 46, MIN 20)
At Home:
30 - 11/25/08 in 1-0 SO loss vs. St. Louis (NSH 47, STL 17)
29 - 10/14/99 in 5-1 loss vs. San Jose (NSH 52, S.J 23)
26 - 12/1/05 in 2-1 win vs. Minnesota (NSH 46, MIN 20)
On Road:
24 - 11/13/99 in 6-2 loss at Pittsburgh (NSH 40, PIT 16)
20 - 12/4/07 in 3-1 loss at Toronto (NSH 35, TOR 15)
19 - 11/8/01 in 3-1 loss at Montreal (NSH 32, MTL 13)

LARGEST SHOT DEFICIT
42 - 10/21/98 in 5-2 loss at Detroit (DET 57, NSH 15)
30 - 2/10/09 in 5-3 loss vs. Detroit (DET 51, NSH 21)
29 - three times, last 3/25/06 in 6-4 loss at Los Angeles (L.A 48, NSH 19)
At Home:
30 - 2/10/09 in 5-3 loss vs. Detroit (DET 51, NSH 21)
29 - 2/9/99 in 5-2 loss vs. Detroit (DET 50, NSH 21)
27 - 1/27/01 in 5-1 loss vs. Colorado (COL 36, NSH 9)
On Road:
42 - 10/21/98 in 5-2 loss at Detroit (DET 57, NSH 15)
29 - 3/25/06 in 6-4 loss at Los Angeles (L.A 48, NSH 19)
- 11/26/99 in 1-0 loss at Washington (WSH 48, NSH 19)

TEAM RECORDS - PERIOD

GOALS

MOST GOALS
6 - 12/17/05 in 2nd per. of 7-3 win vs. Columbus
5 - four times, last 2/28/09 in 1st per. of 8-0 win vs. Detroit

Home:
6 - 12/17/05 in 2nd per. of 7-3 win vs. Columbus
5 - 2/28/09 in 1st per. of 8-0 win vs. Detroit
- 11/25/06 in 2nd per. of 6-2 win vs. Detroit
- 3/18/06 in 2nd per. of 9-4 win vs. Calgary

On Road:
5 - 1/5/07 in 2nd per. of 8-3 win at Chicago
4 - 13 times, last 12/1/07 in 3rd per. of 5-4 win at Montreal

MOST GOALS AGAINST
4 - 27 times, last 1/17/09 in 1st per. of 7-2 loss vs. Atlanta

At Home:
4 - 10 times, last 1/17/09 in 1st per. of 7-2 loss vs. Atlanta

On Road:
4 - 17 times, last 11/6/08 in 1st per. of 7-6 loss at Calgary

MOST GOALS BY BOTH TEAMS
7 - 2/27/08 in 2nd per. of 8-4 loss at Buffalo (BUF 4, NSH 3)
- 3/18/06 in 2nd per. of 9-4 win vs. Calgary (NSH 5, CGY 2)
- 12/17/05 in 2nd per. of 7-3 win vs. Columbus (NSH 6, CBJ 1)
6 - 15 times, last 10/15/08 in 2nd per. of 6-4 loss at Dallas (DAL 3, NSH 3)

At Home:
7 - 3/18/06 in 2nd per. of 9-4 win vs. Calgary (NSH 5, CGY 2)
- 12/17/05 in 2nd per. of 7-3 win vs. Columbus (NSH 6, CBJ 1)
6 - three times, last 10/13/07 in 2nd per. of 7-4 loss vs. Calgary (NSH 3, CGY 3)

On Road:
7 - 2/27/08 in 2nd per. of 8-4 loss at Buffalo (BUF 4, NSH 3)
6 - 12 times, last 10/15/08 in 2nd per. of 6-4 loss at Dallas (DAL 3, NSH 3)

FASTEST GOALS

FASTEST GOAL FROM START OF GAME
0:11 - David Legwand, 4/5/07 in 4-1 win vs. St. Louis
0:22 - Sergei Krivokrasov, 1/1/00 in 3-2 win vs. San Jose
0:25 - Randy Robitaille, 11/10/99 in 4-2 win at Chicago

At Home:
0:11 - David Legwand, 4/5/07 in 4-1 win vs. St. Louis
0:22 - Sergei Krivokrasov, 1/1/00 in 3-2 win vs. San Jose
0:26 - Alexander Radulov, 1/31/08 in 4-2 win vs. Columbus
- Cliff Ronning, 2/21/00 in 5-2 win vs. Dallas

On Road:
0:25 - Randy Robitaille, 11/10/99 in 4-2 win at Chicago
0:38 - Darcy Hordichuk, 12/28/05 in 4-3 loss at Vancouver
0:44 - Dan Hamhuis, 11/29/07 in 6-5 win at Ottawa
- David Legwand, 12/23/03 in 3-3 tie at Minnesota

FASTEST GOAL AGAINST FROM START OF GAME
0:14 - Tomas Holmstrom, 11/8/03 in 4-3 win at Detroit
0:16 - Jan Hrdina, 2/13/99 in 3-2 loss vs. Pittsburgh
0:19 - Adrian Aucoin, 1/1/01 in 5-2 loss vs. Vancouver
- Randy McKay, 2/29/00 in 2-1 loss vs. New Jersey

At Home:
0:16 - Jan Hrdina, 2/13/99 in 3-2 loss vs. Pittsburgh
0:19 - Adrian Aucoin, 1/1/01 in 5-2 loss vs. Vancouver
- Randy McKay, 2/29/00 in 2-1 loss vs. New Jersey

On Road:
0:14 - Tomas Holmstrom, 11/8/03 in 4-3 win at Detroit
0:22 - Jason Allison, 12/21/99 in 3-1 win at Boston
0:26 - Josef Beranek, 11/4/98 in 3-2 loss at Edmonton

FASTEST GOAL FROM START OF SECOND PERIOD
0:07 - Vitali Yachmenev, 10/31/00 in 4-2 loss vs. St. Louis
0:07 - Alexander Radulov, 1/24/08 in 4-3 OT loss at Phoenix
0:11 - J.P. Dumont, 11/18/06 in 4-2 win vs. Columbus

At Home:
0:07 - Vitali Yachmenev, 10/31/00 in 4-2 loss vs. St. Louis
0:11 - J.P. Dumont, 11/18/06 in 4-2 win vs. Columbus
0:14 - Greg Johnson, 1/1/99 in 6-5 loss vs. St. Louis

On Road:
0:07 - Alexander Radulov, 1/24/08 in 4-3 OT loss at Phoenix
0:20 - Cliff Ronning, 1/28/99 in 4-2 win at Buffalo
0:21 - Karlis Skrastins, 10/15/02 in 4-3 loss at NY Islanders

FASTEST GOAL AGAINST FROM START OF SECOND PERIOD
0:09 - Jason Arnott, 2/3/00 in 4-1 loss at New Jersey
0:12 - Jonathan Toews, 4/7/09 in 4-2 loss vs. Chicago
0:16 - Steve Heinze, 1/18/99 in 8-1 loss at Boston

At Home:
0:12 - Jonathan Toews, 4/7/09 in 4-2 loss vs. Chicago
0:18 - Paul Kariya, 4/7/00 in 5-1 loss vs. Anaheim
0:28 - Brian Rolston, 4/13/06 in 4-2 win vs. Minnesota

On Road:
0:09 - Jason Arnott, 2/3/00 in 4-1 loss at New Jersey
0:16 - Steve Heinze, 1/18/99 in 8-1 loss at Boston
0:17 - Andy McDonald, 11/1/05 in 4-1 loss at Anaheim

FASTEST GOAL FROM START OF THIRD PERIOD
0:13 - Adam Hall, 3/13/04 in 4-4 tie vs. Calgary
0:14 - Andreas Johansson, 11/21/02 in 1-1 tie at Colorado
- Andy Delmore, 12/6/01 in 4-2 win vs. Ottawa

At Home:
0:13 - Adam Hall, 3/13/04 in 4-4 tie vs. Calgary
0:14 - Andy Delmore, 12/6/01 in 4-2 win vs. Ottawa
0:15 - Marek Zidlicky, 11/10/05 in 5-3 win vs. Dallas
- Rob Valicevic, 11/18/99 in 6-1 win vs. Montreal

On Road:
0:14 - Andreas Johansson, 11/21/02 in 1-1 tie at Colorado
0:19 - David Legwand, 1/27/03 in 5-1 win at Buffalo
0:21 - Mike Watt, 11/26/00 in 7-4 win at Carolina

FASTEST GOAL AGAINST FROM START OF THIRD PERIOD
0:15 - Joe Murphy, 12/17/98 in 3-1 loss at San Jose
0:24 - Alexander Edler, 12/9/08 in 3-1 loss vs. Vancouver
- Joe Murphy, 12/10/98 in 2-1 win vs. San Jose
0:25 - Brad Isbister, 11/7/00 in 2-1 loss at NY Islanders

At Home:
0:24 - Alexander Edler, 12/9/08 in 3-1 loss vs. Vancouver
- Joe Murphy, 12/10/98 in 2-1 win vs. San Jose
0:26 - Joe Nieuwendyk, 3/21/02 in 4-3 loss vs. New Jersey
0:31 - Jarome Iginla, 3/13/04 in 4-4 tie vs. Calgary

On Road:
0:15 - Joe Murphy, 12/17/98 in 3-1 loss at San Jose
0:25 - Brad Isbister, 11/7/00 in 2-1 loss at NY Islanders
0:28 - Yanic Perreault, 12/4/06 in 3-2 loss at Phoenix
- Todd Bertuzzi, 1/14/03 in 4-3 loss at Vancouver

FASTEST GOAL FROM START OF OVERTIME
0:06 - David Legwand, 3/9/06 in 3-2 win at Vancouver
0:19 - Martin Erat, 11/15/07 in 5-4 win vs. Chicago
0:32 - David Legwand, 4/4/04 in 2-1 win at Colorado

At Home:
0:19 - Martin Erat, 11/15/07 in 5-4 win vs. Chicago
0:36 - David Legwand, 3/29/01 in 4-3 win vs. Phoenix
0:37 - Scott Walker, 1/11/03 in 4-3 win vs. Phoenix

On Road:
0:06 - David Legwand, 3/9/06 in 3-2 win at Vancouver
0:32 - David Legwand, 4/4/04 in 2-1 win at Colorado
0:35 - Paul Kariya, 1/24/06 in 2-1 win at Detroit

TEAM RECORDS - PERIOD

FASTEST GOAL AGAINST FROM START OF OVERTIME
0:28 - Josef Stumpel, 3/4/00 in 3-2 loss at Los Angeles
0:34 - Teemu Selanne, 3/18/09 in 4-3 OT loss at Anaheim
0:35 - Adam Foote, 10/26/05 in 3-2 loss at Columbus
- Sheldon Souray, 12/18/03 in 5-4 loss at Montreal

At Home:
0:58 - Vaclav Prospal, 2/7/08 in 2-1 loss vs. Tampa Bay
0:59 - Jeff Hamilton, 12/2/06 in 4-3 loss vs. Chicago
1:19 - Brendan Morrison, 12/16/03 in 5-4 loss vs. Vancouver

On Road:
0:28 - Josef Stumpel, 3/4/00 in 3-2 loss at Los Angeles
0:34 - Teemu Selanne, 3/18/09 in 4-3 OT loss at Anaheim
0:35 - Adam Foote, 10/26/05 in 3-2 loss at Columbus
- Sheldon Souray, 12/18/03 in 5-4 loss at Montreal

LATEST OVERTIME GOAL
4:44 - Marek Zidlicky, 1/31/04 in 3-2 win vs. San Jose
- Andy Delmore, 1/7/03 in 2-1 win vs. St. Louis
4:10 - Alexander Radulov, 2/2/08 in 3-2 win vs. Phoenix
3:56 - Greg Johnson, 3/17/00 in 4-3 win at Phoenix

At Home:
4:44 - Marek Zidlicky, 1/31/04 in 3-2 win vs. San Jose
- Andy Delmore, 1/7/03 in 2-1 win vs. St. Louis
4:10 - Alexander Radulov, 2/2/08 in 3-2 win vs. Phoenix
3:41 - Steve Sullivan, 3/28/09 in 4-3 win vs. Los Angeles
3:30 - Andrew Hutchinson, 2/28/04 in 2-1 win vs. NY Rangers

On Road:
3:56 - Greg Johnson, 3/17/00 in 4-3 win at Phoenix
3:35 - Andy Delmore, 1/18/03 in 3-2 win at Edmonton
3:34 - Scott Walker, 2/20/04 in 3-2 win at Anaheim

LATEST OVERTIME GOAL AGAINST
4:56 - Tommy Albelin, 11/3/99 in 5-4 loss at Calgary
4:55 - Marian Gaborik, 2/17/08 in 5-4 loss at Minnesota
4:31 - Zbynek Michalek, 1/24/08 in 4-3 loss at Phoenix

At Home:
4:08 - Jason Woolley, 2/10/99 in 2-1 loss vs. Buffalo
3:39 - Kip Miller, 2/13/99 in 3-2 loss vs. Pittsburgh
3:29 - Mark Messier, 1/13/00 in 4-3 loss vs. Vancouver

On Road:
4:56 - Tommy Albelin, 11/3/99 in 5-4 loss at Calgary
4:55 - Marian Gaborik, 2/17/08 in 5-4 loss at Minnesota
4:31 - Zbynek Michalek, 1/24/08 in 4-3 loss at Phoenix

FASTEST TWO GOALS, INDIVIDUAL
0:23 - Scott Hartnell, 2/19/07 @ 5:34 & 5:57 of 2nd per. of 4-1 win vs. Phoenix
0:26 - David Legwand, 11/20/00 @ 9:30 & 9:56 of 2nd per. of 6-3 loss at Detroit

At Home:
0:23 - Scott Hartnell, 2/19/07 @ 5:34 & 5:57 of 2nd per. of 4-1 win vs. Phoenix
0:27 - Petr Tenkrat, 12/15/01 @ 13:44 & 14:11 of 2nd per. of 5-2 win vs. Chicago

On Road:
0:26 - David Legwand, 11/20/00 @ 9:30 & 9:56 of 2nd per. of 6-3 loss at Detroit
1:43 - Patric Kjellberg, 2/2/00 @ 9:48 & 11:31 of 2nd per. of 6-4 win at NY Islanders

FASTEST TWO GOALS AGAINST, INDIVIDUAL
0:33 - Kelly Chase, 3/2/99 @ 18:26 & 18:59 of 1st per. of 5-1 loss vs. St. Louis
0:39 - Phil Housley, 11/3/99 @ 18:44 & 19:23 of 3rd per. of 5-4 loss at Calgary

At Home:
0:33 - Kelly Chase, 3/2/99 @ 18:26 & 18:59 of 1st per. of 5-1 loss vs. St. Louis
1:01 - Todd Bertuzzi, 1/21/03 @ 8:22 & 9:23 of 3rd per. of 3-2 win vs. Vancouver

On Road:
0:39 - Phil Housley, 11/3/99 @ 18:44 & 19:23 of 3rd per. of 5-4 loss at Calgary
1:06 - Alexander Frolov, 3/25/06 @ 12:19 & 13:25 of 3rd per. of 6-4 loss at Los Angeles

FASTEST TWO GOALS, TEAM
0:08 - Paul Kariya & Darcy Hordichuk, 1/21/06 @ 13:27 & 13:35 of 3rd per. of 7-2 win vs. Columbus
0:11 - Greg de Vries & Scott Nichol, 10/17/08 @ 8:12 & 8:23 of 2nd per. of 5-3 loss at Columbus

At Home:
0:08 - Paul Kariya & Darcy Hordichuk, 1/21/06 @ 13:27 & 13:35 of 3rd per. of 7-2 win vs. Columbus
0:15 - Martin Gelinas & David Legwand, 10/6/07 @ 18:46 & 19:01 of 3rd per of 5-1 win vs. Dallas

On Road:
0:11 - Greg de Vries & Scott Nichol, 10/17/08 @ 8:12 & 8:23 of 2nd per. of 5-3 loss at Columbus
0:18 - David Legwand & Rob Valicevic, 10/11/99 @ 18:57 & 19:15 of 3rd per. of 4-2 win at Toronto

FASTEST TWO GOALS AGAINST, TEAM
0:08 - Nikita Filatov & Jakub Voracek, 10/17/08 @ 14:18 & 14:26 of 1st per. of 5-3 loss at Columbus
0:09 - Martin Havlat & Craig MacDonald, 1/20/07 @ 9:37 & 9:46 of 1st per. of 6-3 win vs. Chicago

At Home:
0:09 - Martin Havlat & Craig MacDonald, 1/20/07 @ 9:37 & 9:46 of 1st per. of 6-3 win vs. Chicago
0:14 - Shane Doan & Mika Alatalo, 11/30/99 @ 11:32 & 11:46 of 1st per. of 6-3 loss vs. Phoenix

On Road:
0:08 - Nikita Filatov & Jakub Voracek, 10/17/08 @ 14:18 & 14:26 of 1st per. of 5-3 loss at Columbus
0:20 - Tony Amonte & Michael Nylander, 3/15/01 @ 3:48 & 4:08 of 3rd per. of 3-2 loss at Chicago

FASTEST TWO GOALS, BOTH TEAMS
0:05 - Rick Nash (CBJ) & Scott Walker (NSH), 12/4/03 @ 19:39 & 19:44 of 3rd per. of 4-2 win at Columbus
0:07 - Marcel Goc (S.J) & Paul Kariya (NSH), 11/2/05 @ 6:14 & 6:21 of 1st per. of 3-2 loss at San Jose

At Home:
0:12 - Cliff Ronning (NSH) & Eric Messier (COL), 1/1/02 @ 11:23 & 11:35 of 3rd per. of 4-4 tie vs. Colorado
0:14 - Bryan Berard (CBJ) & Paul Kariya (NSH), 1/21/06 @ 13:13 & 13:27 of 3rd per. of 7-2 win vs. Columbus

On Road:
0:05 - Rick Nash (CBJ) & Scott Walker (NSH), 12/4/03 @ 19:39 & 19:44 of 3rd per. of 4-2 win at Columbus
0:07 - Marcel Goc (S.J) & Paul Kariya (NSH), 11/2/05 @ 6:14 & 6:21 of 1st per. of 3-2 loss at San Jose

FASTEST THREE GOALS, INDIVIDUAL
5:56 - Steve Sullivan, 12/14/06 @ 5:58, 9:21 & 11:54 of 2nd per. of 6-0 win vs. Ottawa
11:12 - Rob Valicevic, 11/10/99 @ 6:17, 9:44, & 17:29 of 1st per. of 4-2 win at Chicago

At Home:
5:56 - Steve Sullivan, 12/14/06 @ 5:58, 9:21 & 11:54 of 2nd per. of 6-0 win vs. Ottawa
13:55 - Petr Tenkrat, 12/15/01 @ 13:44 & 14:11 of 2nd per. & 7:39 of 3rd per. of 5-2 win vs. Chicago

On Road:
11:12 - Rob Valicevic, 11/10/99 @ 6:17, 9:44, & 17:29 of 1st per. of 4-2 win at Chicago

TEAM RECORDS - PERIOD

FASTEST THREE GOALS AGAINST, INDIVIDUAL

14:47 - Jere Lehtinen, 1/17/01 @ 7:31 & 14:53 of 2nd per. & 2:28 of 3rd per. of 4-3 OT loss at Dallas

16:29 - Luc Robitaille, 4/12/99, @ 4:59 & 18:39 of 2nd per. & 1:28 of 3rd per. of 4-3 loss vs. Los Angeles

At Home:

16:29 - Luc Robitaille, 4/12/99 @ 4:59 & 18:39 of 2nd per. & 1:28 of 3rd per. of 4-3 loss vs. Los Angeles

28:44 - Joe Sakic, 2/19/99 @ 10:07 of 2nd per. & 14:05 & 18:37 of 3rd per. of 4-4 tie vs. Colorado

On Road:

14:47 - Jere Lehtinen, 1/17/01 @ 7:31 & 14:53 of 2nd per. & 2:28 of 3rd per. of 4-3 OT loss at Dallas

19:42 - Keith Tkachuk, 3/7/99 @ 1:28 & 12:52 of 1st per. & 1:10 of 2nd per. of 4-3 loss at Phoenix

FASTEST THREE GOALS, TEAM

1:15 - Darcy Hordichuk, Jason Arnott & David Legwand, 1/8/08 @ 5:25, 6:11 & 6:40 of 1st per. of 7-0 win at Los Angeles

1:24 - Joel Ward, Antti Pihlstrom & Jason Arnott, 2/28/09 @ 9:24, 9:51 & 10:48 of 1st per. of 8-0 win vs. Detroit

1:55 - Sebastien Bordeleau, Joel Bouchard & Patric Kjellberg, 2/2/00 @ 7:53, 8:21, & 9:48 of 2nd per. of 6-4 win at NY Islanders

At Home:

1:24 - Joel Ward, Antti Pihlstrom & Jason Arnott, 2/28/09 @ 9:24, 9:51 & 10:48 of 1st per. of 8-0 win vs. Detroit

2:28 - Greg Zanon, Jordin Tootoo & Jason Arnott, 10/23/08 @ 5:42, 6:01 & 8:10 of 2nd per. of 5-3 loss vs. Calgary

- Scott Hartnell, Marek Zidlicky & Hartnell, 11/23/06 @ 10:09, 12:20 & 12:37 of 2nd per. of 6-0 win vs. Vancouver

On Road:

1:15 - Darcy Hordichuk, Jason Arnott & David Legwand, 1/8/08 @ 5:25, 6:11 & 6:40 of 1st per. of 7-0 win at Los Angeles

1:55 - Sebastien Bordeleau, Joel Bouchard & Patric Kjellberg, 2/2/00 @ 7:53, 8:21, & 9:48 of 2nd per. of 6-4 win at NY Islanders

FASTEST THREE GOALS AGAINST, TEAM

1:25 - Shane Doan, Mika Alatalo & Rick Tocchet, 11/30/99 @ 11:32, 11:46 & 12:57 of 1st per. of 6-3 loss vs. Phoenix

1:41 - Reed Low, Al MacInnis & Keith Tkachuk, 10/30/02 @ 8:22, 8:53 & 10:03 of 2nd per. of 7-0 loss at St. Louis

At Home:

1:25 - Shane Doan, Mika Alatalo & Rick Tocchet, 11/30/99 @ 11:32, 11:46 & 12:57 of 1st per. of 6-3 loss vs. Phoenix

2:03 - Ville Nieminen, Chris Simon & Jarome Iginla, 3/13/04 @ 18:28 & 19:02 of 2nd per. and 0:31 of 3rd per. of 4-4 tie vs. Calgary

On Road:

1:41 - Reed Low, Al MacInnis & Keith Tkachuk, 10/30/02 @ 8:22, 8:53 & 10:03 of 2nd per. of 7-0 loss at St. Louis

1:47 - Alexander Frolov, Frolov & Sean Avery, 3/25/06 @ 12:19, 13:25 & 14:06 of 3rd per. of 6-4 loss at Los Angeles

FASTEST THREE GOALS, BOTH TEAMS

0:23 - Bryan Berard (CBJ), Paul Kariya (NSH) & Darcy Hordichuk (NSH), 1/21/06 @ 13:13, 13:27 & 13:35 of 3rd per. of 7-2 win vs. Columbus

0:34 - Ryan Johnson (STL), Vernon Fiddler (NSH) & Petr Cajanek (STL), 1/4/06 @ 3:26, 3:44 & 4:00 of 1st per. of 4-3 win at St. Louis

At Home:

0:23 - Bryan Berard (CBJ), Paul Kariya (NSH) & Darcy Hordichuk (NSH), 1/21/06 @ 13:13, 13:27 & 13:35 of 3rd per. of 7-2 win vs. Columbus

0:46 - Sam Gagner (EDM), Marty Reasoner (EDM) & Jason Arnott (NSH), 2/19/08 @ 15:00, 15:23 & 15:46 of 2nd per. of 5-4 win vs. Edmonton

On Road:

0:34 - Ryan Johnson (STL), Vernon Fiddler (NSH) & Petr Cajanek (STL), 1/4/06 @ 3:26, 3:44 & 4:00 of 1st per. of 4-3 win at St. Louis

0:53 - Jordin Tootoo (NSH), Mike Ribeiro (DAL) & J.P. Dumont (NSH), 3/1/08 @ 7:53, 8:23 & 8:46 of 3rd per. of 3-1 win at Dallas

FASTEST FOUR GOALS, TEAM

3:38 - Sebastien Bordeleau, Joel Bouchard, Patric Kjellberg & Kjellberg, 2/2/00 @ 7:53, 8:21, 9:48, & 11:31 of 2nd per. of 6-4 win at NY Islanders

5:03 - Ville Koistinen, David Legwand, Joel Ward & Antti Pihlstrom, 2/28/09 @ 4:48, 5:17, 9:24 & 9:51 of 1st per. of 8-0 win vs. Detroit

5:29 - J.P. Dumont, Alexander Radulov, Marek Zidlicky & Scott Hartnell, 11/25/06 @ 6:33, 7:54, 9:55 & 12:02 of 2nd per. of 6-2 win vs. Detroit

At Home:

5:03 - Ville Koistinen, David Legwand, Joel Ward & Antti Pihlstrom, 2/28/09 @ 4:48, 5:17, 9:24 & 9:51 of 1st per. of 8-0 win vs. Detroit

5:29 - J.P. Dumont, Alexander Radulov, Marek Zidlicky & Scott Hartnell, 11/25/06 @ 6:33, 7:54, 9:55 & 12:02 of 2nd per. of 6-2 win vs. Detroit

6:11 - Scott Hartnell, Marek Zidlicky, Hartnell & Shea Weber, 11/23/06 @ 10:09, 12:20, 12:37 & 16:20 of 2nd per. of 6-0 win vs. Vancouver

On Road:

3:38 - Sebastien Bordeleau, Joel Bouchard, Patric Kjellberg & Kjellberg, 2/2/00 @ 7:53, 8:21, 9:48, & 11:31 of 2nd per. of 6-4 win at NY Islanders

7:36 - Paul Kariya, Marek Zidlicky, J.P. Dumont & Kariya, 3/3/07 @ 5:47, 9:39, 12:39 & 13:23 of 3rd per. of 6-3 win at Los Angeles

FASTEST FOUR GOALS AGAINST, TEAM

8:07 - Travis Moen, Chris Kunitz, Chris Pronger & Corey Perry, 1/7/08 @ 0:42, 1:51, 7:39 & 8:49 of 2nd per. of 5-2 loss at Anaheim

8:41 - Nathan Horton, Gary Roberts, Marin Gelinas & Horton, 12/13/05 @ 9:45, 10:32, 17:28 & 18:26 of 2nd per. of 7-3 loss at Florida

At Home:

8:58 - Adam Graves, John MacLean, Brent Fedyk & Todd Harvey, 2/15/99 @ 5:10, 5:43, 7:38, & 14:08 of 1st per. of 7-4 loss vs. NY Rangers

10:10 - Steven Reinprecht, Adam Foote, Mike Keane & Milan Hejduk, 1/1/03 @ 3:09, 6:24, 9:32 & 13:19 of 1st per. of 7-3 loss vs. Colorado

On Road:

8:07 - Travis Moen, Chris Kunitz, Chris Pronger & Corey Perry, 1/7/08 @ 0:42, 1:51, 7:39 & 8:49 of 2nd per. of 5-2 loss at Anaheim

8:41 - Nathan Horton, Gary Roberts, Marin Gelinas & Horton, 12/13/05 @ 9:45, 10:32, 17:28 & 18:26 of 2nd per. of 7-3 loss at Florida

TEAM RECORDS - PERIOD

FASTEST FOUR GOALS, BOTH TEAMS
2:03 - Ville Nieminen (CGY), Chris Simon (CGY), Adam Hall (NSH) & Jarome Iginla (CGY), 3/13/04 @ 18:28 & 19:02 of 2nd per. & 0:13 & 0:31 of 3rd per. of 4-4 tie vs. Calgary
2:10 - Alexander Edler (VAN), Vernon Fiddler (NSH), Matt Pettinger (VAN) & Greg de Vries (NSH), 3/6/08 @ 4:11, 4:25, 6:09 & 6:21 of 1st per. of 6-2 loss at Vancouver

At Home:
2:03 - Ville Nieminen (CGY), Chris Simon (CGY), Adam Hall (NSH) & Jarome Iginla (CGY), 3/13/04 @ 18:28 & 19:02 of 2nd per. & 0:13 & 0:31 of 3rd per. of 4-4 tie vs. Calgary
2:32 - Martin Erat (NSH), J.P. Dumont (NSH), Martin Havlat (CHI) & Craig MacDonald (CHI), 1/20/07 @ 7:14, 7:34, 9:37 & 9:46 of 1st per. of 6-3 win vs. Chicago

On Road:
2:10 - Alexander Edler (VAN), Vernon Fiddler (NSH), Matt Pettinger (VAN) & Greg de Vries (NSH), 3/6/08 @ 4:11, 4:25, 6:09 & 6:21 of 1st per. of 6-2 loss at Vancouver
2:12 - Daniel Paille (BUF), Jan Hlavac (NSH), Jason Arnott (NSH) & Andrew Peters (BUF), 2/27/08 @ 2:01, 2:46, 3:20 & 4:13 of 2nd per. of 8-4 loss at Buffalo

SPECIAL TEAMS

MOST POWER PLAY GOALS
3 - five times, last 11/18/06 in 2nd per. of 4-2 win vs. Columbus

At Home:
3 - 11/18/06 in 2nd per. of 4-2 win vs. Columbus
- 12/20/01 in 2nd per. of 6-2 win vs. Vancouver
2 - 23 times, last 2/24/09 in 3rd per. of 5-3 win vs. Chicago

On Road:
3 - 10/12/05 in 3rd per. of 5-4 win at Colorado
- 3/4/04 in 3rd per. of 9-4 win at Pittsburgh
- 3/4/04 in 1st per. of 9-4 win at Pittsburgh

MOST POWER PLAY CHANCES
6 - four times, last 12/13/05 in 1st per. of 7-3 loss at Florida

At Home:
6 - 11/30/02 in 2nd per. of 5-2 win vs. Dallas
- 12/20/01 in 2nd per. of 6-2 win vs. Vancouver
- 10/31/00 in 3rd per. of 4-2 loss vs. St. Louis

On Road:
6 - 12/13/05 in 1st per. of 7-3 loss at Florida
5 - 10 times, last 12/7/06 in 2nd per. of 4-1 win at Los Angeles

MOST POWER PLAY GOALS AGAINST
3 - five times, last 10/10/08 in 2nd per. of 5-2 loss at St. Louis

At Home:
2 - 19 times, last 11/29/08 in 3rd per. of 6-2 loss vs. Minnesota

On Road:
3 - five times, last 10/10/08 in 2nd per. of 5-2 loss at St. Louis

MOST SHORTHANDED GOALS
2 - 1/19/08 in 5-2 win at St. Louis

At Home:
1 - 46 times, last 3/28/09 in 3rd per. of 4-3 OT win vs. Los Angeles

On Road:
2 - 1/19/08 in 5-2 win at St. Louis

MOST SHORTHANDED SITUATIONS
7 - 10/25/05 in 2nd per. of 5-3 win vs. Chicago
6 - seven times, last 11/29/08 in 3rd per. of 6-2 loss vs. Minnesota

At Home:
7 - 10/25/05 in 2nd per. of 5-3 win vs. Chicago
6 - four times, last 11/29/08 in 3rd per. of 6-2 loss vs. Minnesota

On Road:
6 - three times, last 3/25/06 in 2nd per. of 6-4 loss at Los Angeles

MOST SHORTHANDED GOALS AGAINST
1 - 82 times, last 4/10/09 in 3rd per. of 8-4 loss at Minnesota

At Home:
1 - 40 times, last 3/12/09 in 3rd per. of 4-2 loss vs. NY Rangers

On Road:
1 - 42 times, last 4/10/09 in 3rd per. of 8-4 loss at Minnesota

PENALTY MINUTES

MOST PENALTY MINUTES
55 - 10/30/03 in 3rd per. of 5-3 win vs. Detroit
51 - 10/25/05 in 3rd per. of 5-3 win vs. Chicago
48 - 3/6/08 in 3rd per. of 6-2 loss at Vancouver

At Home:
55 - 10/30/03 in 3rd per. of 5-3 win vs. Detroit
51 - 10/25/05 in 3rd per. of 5-3 win vs. Chicago
34 - 2/3/07 in 3rd per. of 3-0 win vs. Anaheim
- 12/30/98 in 3rd per. of 5-2 loss vs. Boston

On Road:
48 - 3/6/08 in 3rd per. of 6-2 loss at Vancouver
41 - 3/20/04 in 3rd per. of 3-1 win at Calgary
31 - 3/4/99 in 3rd per. of 4-3 win at Los Angeles

MOST PENALTY MINUTES, OPPONENT
99 - 3/20/04 in 3rd per. of 3-1 win at Calgary
83 - 10/30/03 in 3rd per. of 5-3 win vs. Detroit
54 - 2/3/07 in 3rd per. of 3-0 win vs. Anaheim

At Home:
83 - 10/30/03 in 3rd per. of 5-3 win vs. Detroit
54 - 2/3/07 in 3rd per. of 3-0 win vs. Anaheim
40 - 12/23/06 in 3rd per. of 7-0 win vs. Los Angeles

On Road:
99 - 3/20/04 in 3rd per. of 3-1 win at Calgary
46 - 3/6/08 in 3rd per. of 6-2 loss at Vancouver
36 - 3/11/06 in 1st per. of 3-2 loss at San Jose

MOST PENALTY MINUTES BY BOTH TEAMS
140 - 3/20/04 in 3rd per. of 3-1 win at Calgary (CGY 99, NSH 41)
138 - 10/30/03 in 3rd per. of 5-3 win vs. Detroit (DET 83, NSH 55)
94 - 3/6/08 in 3rd per. of 6-2 loss at Vancouver (NSH 48, VAN 46)

At Home:
138 - 10/30/03 in 3rd per. of 5-3 win vs. Detroit (DET 83, NSH 55)
88 - 2/3/07 in 3rd per. of 3-0 win vs. Anaheim (ANA 54, NSH 34)
82 - 10/25/05 in 3rd per. of 5-3 win vs. Chicago (NSH 51, CHI 31)

On Road:
140 - 3/20/04 in 3rd per. of 3-1 win at Calgary (CGY 99, NSH 41)
94 - 3/6/08 in 3rd per. of 6-2 loss at Vancouver (NSH 48, VAN 46)
66 - 3/11/06 in 1st per. of 3-2 loss at San Jose (S.J 36, NSH 30)

SHOTS

MOST SHOTS
23 - 2/28/04 in 2nd per. of 2-1 win vs. NY Rangers
22 - 3/9/06 in 3rd per. of 3-2 win at Vancouver
- 1/8/00 in 1st per. of 6-3 win vs. Chicago

At Home:
23 - 2/28/04 in 2nd per. of 2-1 win vs. NY Rangers
22 - 1/8/00 in 1st per. of 6-3 win vs. Chicago
21 - three times, last 1/21/06 in 3rd per. of 7-2 win vs. Columbus

On Road:
22 - 3/9/06 in 3rd per. of 3-2 win at Vancouver
20 - 12/1/07 in 3rd per. of 5-4 win at Montreal
- 11/8/03 in 3rd per. of 4-3 win at Detroit
- 3/23/03 in 2nd per. of 3-2 loss at Edmonton

TEAM RECORDS - PERIOD

MOST SHOTS AGAINST
27 - 2/10/09 in 1st per. of 5-3 loss vs. Detroit
- 10/21/98 in 2nd per. of 5-2 loss at Detroit
24 - 3/6/08 in 1st per. of 6-2 loss at Vancouver
22 - five times, last 11/11/08 in 2nd per. of 4-3 OT win at San Jose

At Home:
27 - 2/10/09 in 1st per. of 5-3 loss vs. Detroit
22 - 11/24/05 in 3rd per. of 4-3 win vs. Los Angeles
- 11/15/05 in 2nd per. of 3-2 win vs. Los Angeles
21 - four times, last 2/4/06 in 3rd per. of 6-0 win vs. Chicago

On Road:
27 - 10/21/98 in 2nd per. of 5-2 loss at Detroit
24 - 3/6/08 in 1st per. of 6-2 loss at Vancouver
22 - 11/11/08 in 2nd per. of 4-3 OT win at San Jose
- 1/13/07 in 3rd per. of 4-1 win at Columbus
- 11/30/06 in 2nd per. of 5-4 win at St. Louis

MOST SHOTS BY BOTH TEAMS
35 - 2/10/09 in 1st per. of 5-4 loss vs. Detroit (DET 27, NSH 8)
34 - 11/11/08 in 2nd per. of 4-3 OT win at San Jose (S.J. 22, NSH 12)
33 - 3/6/08 in 1st per. of 6-2 loss at Vancouver (VAN 24, NSH 9)
- 10/19/00 in 1st per. of 2-1 win at Detroit (DET 18, NSH 15)

At Home:
35 - 2/10/09 in 1st per. of 5-4 loss vs. Detroit (DET 27, NSH 8)
32 - 2/9/06 in 2nd per. of 3-2 loss vs. Detroit (DET 17, NSH 15)
- 1/13/00 in 3rd per. of 4-3 loss vs. Vancouver (NSH 18, VAN 14)
- 10/13/99 in 1st per. of 5-1 loss vs. San Jose (NSH 20, S.J 12)

On Road:
34 - 11/11/08 in 2nd per. of 4-3 OT win at San Jose (S.J. 22, NSH 12)
33 - 3/6/08 in 1st per. of 6-2 loss at Vancouver (VAN 24, NSH 9)
- 10/19/00 in 1st per. of 2-1 win at Detroit (DET 18, NSH 15)
32 - 11/8/03 in 3rd per. of 4-3 win at Detroit (NSH 20, DET 12)
- 12/16/98 in 2nd per. of 6-1 loss at Anaheim (ANA 18, NSH 14)
- 10/21/98 in 2nd per. of 5-2 loss at Detroit (DET 27, NSH 5)

FEWEST SHOTS
1 - 12/8/08 in 3rd per. of 6-3 loss at St. Louis
- 3/12/02 in 2nd per. of 5-0 loss vs. Vancouver
- 12/15/99 in 2nd per. of 3-2 loss at Florida
- 11/22/99 in 3rd per. of 3-2 loss at St. Louis

At Home:
1 - 3/12/02 in 2nd per. of 5-0 loss vs. Vancouver
2 - 10 times, last 10/25/08 in 2nd per. of 5-3 win vs. Los Angeles

On Road:
1 - 12/8/08 in 3rd per. of 6-3 loss at St. Louis
- 12/15/99 in 2nd per. of 3-2 loss at Florida
- 11/22/99 in 3rd per. of 3-2 loss at St. Louis
2 - 27 times, last 2/9/08 in 2nd per. of 4-3 loss at San Jose

FEWEST SHOTS AGAINST
0 - 2/16/08 in 3rd per. of 2-1 OT win vs. St. Louis
1 - four times, last 2/1/06 in 3rd per. of 2-1 loss at Dallas

At Home:
0 - 2/16/08 in 3rd per. of 2-1 OT win vs. St. Louis
2 - five times, last 4/4/09 in 2nd per. of 5-4 SO win vs. Columbus

On Road:
1 - four times, last 2/1/06 in 3rd per. of 2-1 loss at Dallas

FEWEST SHOTS BY BOTH TEAMS
5 - 3/5/02 in 1st per. of 2-0 win at San Jose (NSH 3, S.J 2)
7 - five times, last 12/20/06 in 1st per. of 2-1 win at Chicago (CHI 4, NSH 3)

At Home:
9 - 3/24/09 in 1st per. of 2-1 SO loss vs. Anaheim (NSH 5, ANA 4)
- 2/26/04 in 1st per. of 4-0 win vs. Minnesota (NSH 5, MIN 4)
- 12/20/03 in 3rd per. of 1-0 win vs. Detroit (DET 6, NSH 3)
10 - 14 times, last 12/6/07 in 2nd per. of 5-2 loss vs. Vancouver (VAN 7, NSH 3)

On Road:
5 - 3/5/02 in 1st per. of 2-0 win at San Jose (NSH 3, S.J 2)
7 - five times, last 12/20/06 in 1st per. of 2-1 win at Chicago (CHI 4, NSH 3)

LARGEST SHOT ADVANTAGE
16 - 3/9/06 in 3rd per. of 3-2 win at Vancouver (NSH 22, VAN 6)
- 2/28/04 in 2nd per. of 2-1 win vs. NY Rangers (NSH 23, NYR 7)
15 - three times, last 12/1/07 in 3rd per. of 5-4 win at Montreal (NSH 20, MTL 5)

At Home:
16 - 2/28/04 in 2nd per. of 2-1 win vs. NY Rangers (NSH 23, NYR 7)
15 - 11/27/02 in 3rd per. of 4-2 win vs. San Jose (NSH 21, S.J 6)
14 - 1/8/00 in 1st per. of 6-3 win vs. Chicago (NSH 22, CHI 8)

On Road:
16 - 3/9/06 in 3rd per. of 3-2 win at Vancouver (NSH 22, VAN 6)
15 - 12/1/07 in 3rd per. of 5-4 win at Montreal (NSH 20, MTL 5)
- 3/23/03 in 2nd per. of 3-2 loss at Edmonton (NSH 20, EDM 5)

LARGEST SHOT DEFICIT
22 - 10/21/98 in 2nd per. of 5-2 loss at Detroit (DET 27, NSH 5)
19 - 2/10/09 in 1st per. of 5-3 loss vs. Detroit (DET 27, NSH 8)
- 11/5/05 in 3rd per. of 3-2 loss at Los Angeles (L.A 21, NSH 2)
18 - 1/13/07 in 3rd per. of 4-1 win at Columbus (CBJ 22, NSH 4)
- 2/8/06 in 2nd per. of 6-0 loss at Detroit (DET 20, NSH 2)

At Home:
19 - 2/10/09 in 1st per. of 5-3 loss vs. Detroit (DET 27, NSH 8)
17 - 3/11/08 in 2nd per. of 2-1 loss vs. San Jose (S.J 20, NSH 3)
15 - 11/24/05 in 3rd per. of 4-3 win vs. Los Angeles (L.A 22, NSH 7)
14 - seven times, last 3/25/08 in 2nd per. of 3-0 win vs. Columbus (CBJ 19, NSH 5)

On Road:
22 - 10/21/98 in 2nd per. of 5-2 loss at Detroit (DET 27, NSH 5)
19 - 11/5/05 in 3rd per. of 3-2 loss at Los Angeles (L.A 21, NSH 2)
18 - 1/13/07 in 3rd per. of 4-1 win at Columbus (CBJ 22, NSH 4)
- 2/8/06 in 2nd per. of 6-0 loss at Detroit (DET 20, NSH 2)

INDIVIDUAL RECORDS - CAREER

GAMES PLAYED

MOST GAMES PLAYED
622 - David Legwand, 1999-09
573 - Kimmo Timonen, 1998-07
502 - Greg Johnson, 1998-06

MOST CONSECUTIVE GAMES PLAYED
269 - Karlis Skrastins, 2/21/00-4/6/03
251 - Greg Johnson, 10/2/99-10/19/02
245 - Bill Houlder, 10/8/00-4/6/03
- Tom Fitzgerald, 12/30/98-12/15/01

GOALS

MOST GOALS
141 - David Legwand, 1999-09
102 - Martin Erat, 2001-09
96 - Scott Walker, 1998-06

By Left Wing
93 - Scott Hartnell, 2000-07
73 - Steve Sullivan, 2004-09
55 - Paul Kariya, 2005-07

By Center
141 - David Legwand, 1999-09
93 - Greg Johnson, 1998-06
88 - Jason Arnott, 2006-09

By Right Wing
102 - Martin Erat, 2001-09
96 - Scott Walker, 1998-06
66 - J.P. Dumont, 2006-09

By Defenseman
79 - Kimmo Timonen, 1998-07
48 - Shea Weber, 2005-09
35 - Marek Zidlicky, 2003-08

MOST GAME-WINNING GOALS
29 - David Legwand, 1999-09
19 - Scott Hartnell, 2000-07
17 - Martin Erat, 2001-09

By Defenseman
10 - Kimmo Timonen, 1998-07
9 - Shea Weber, 2005-09
- Andy Delmore, 2001-03
8 - Dan Hamhuis, 2003-09

MOST GAME-TYING GOALS
3 - Sergei Krivokrasov, 1998-00
2 - Denis Arkhipov, 2000-04
- Cliff Ronning, 1998-02
- Scott Walker, 1998-06

ASSISTS

MOST ASSISTS
228 - David Legwand, 1999-09
222 - Kimmo Timonen, 1998-07
201 - Martin Erat, 2001-09

By Left Wing
118 - Scott Hartnell, 2000-07
117 - Steve Sullivan, 2004-09
106 - Paul Kariya, 2005-07

By Center
228 - David Legwand, 1999-09
145 - Greg Johnson, 1998-06
- Cliff Ronning, 1998-02

By Right Wing
201 - Martin Erat, 2001-09
151 - Scott Walker, 1998-06
137 - J.P. Dumont, 2006-09

By Defenseman
222 - Kimmo Timonen, 1998-07
140 - Marek Zidlicky, 2003-08
110 - Dan Hamhuis, 2003-09

POINTS

MOST POINTS
369 - David Legwand (141g-228a), 1999-09
303 - Martin Erat (102g-201a), 1998-09
301 - Kimmo Timonen (79g-222a), 1998-07

By Left Wing
211 - Scott Hartnell (93g-118a), 2000-07
190 - Steve Sullivan (73g-117a), 2004-09
161 - Paul Kariya (55g-106a), 2005-07

By Center
369 - David Legwand (141g-228a), 1999-09
238 - Greg Johnson (93g-145a), 1998-06
226 - Cliff Ronning (81g-145a), 1998-02

By Right Wing
303 - Martin Erat (102g-201a), 1998-09
247 - Scott Walker (96g-151a), 1998-06
203 - J.P. Dumont (66g-137a), 2006-09

By Defenseman
301 - Kimmo Timonen (79g-222a), 1998-07
175 - Marek Zidlicky (35g-140a), 2003-08
137 - Dan Hamhuis (27g-110a), 2003-09

SPECIAL TEAMS

MOST POWER PLAY GOALS
46 - Kimmo Timonen, 1998-07
34 - Jason Arnott, 2006-09
30 - Scott Hartnell, 2000-07

By Defenseman
46 - Kimmo Timonen, 1998-07
25 - Andy Delmore, 2001-03
- Marek Zidlicky, 2003-08

MOST POWER PLAY POINTS
182 - Kimmo Timonen (46g-136a), 1998-07
99 - Marek Zidlicky (25g-74a), 2003-08
97 - Cliff Ronning (25g-72a), 1998-02

By Defenseman
182 - Kimmo Timonen (46g-136a), 1998-07
99 - Marek Zidlicky (25g-74a), 2003-08
49 - Shea Weber (23g-26a), 2005-09

MOST SHORTHANDED GOALS
11 - Greg Johnson, 1998-06
8 - Scott Walker, 1998-06
7 - David Legwand, 1999-09
- Steve Sullivan, 2004-09

MOST SHORTHANDED POINTS
17 - Greg Johnson (11g-6a), 1998-06
13 - Scott Walker (8g-5a), 1998-06
12 - Tom Fitzgerald (6g-6a), 1998-02

SHOTS

MOST SHOTS
1319 - David Legwand, 1999-09
1078 - Kimmo Timonen, 1998-07
990 - Scott Hartnell, 2000-07

By Defenseman
1078 - Kimmo Timonen, 1998-07
601 - Shea Weber, 2005-09
596 - Dan Hamhuis, 2003-09

PENALTY MINUTES

MOST PENALTY MINUTES
544 - Scott Hartnell, 2000-07
532 - Jordin Tootoo, 2003-09
465 - Scott Walker, 1998-06

By Defenseman
370 - Cale Hulse, 2000-03
348 - Kimmo Timonen, 1998-07
327 - Drake Berehowsky, 1998-01

GOALTENDING

MOST GAMES PLAYED
383 - Tomas Vokoun, 1998-07
217 - Mike Dunham, 1998-03
135 - Chris Mason, 1998-01, 2003-08

MOST MINUTES PLAYED
21789 - Tomas Vokoun, 1998-07
12494 - Mike Dunham, 1998-03
7132 - Chris Mason, 1998-01, 2003-08

MOST WINS
161 - Tomas Vokoun, 1998-07
81 - Mike Dunham, 1998-03
58 - Chris Mason, 1998-01, 2003-08

MOST LOSSES
159 - Tomas Vokoun, 1998-07
104 - Mike Dunham, 1998-03
43 - Chris Mason, 1998-01, 2003-08

MOST TIES
35 - Tomas Vokoun, 1998-07
24 - Mike Dunham, 1998-03
1 - Chris Mason, 1998-01, 2003-08

MOST GOALS ALLOWED
922 - Tomas Vokoun, 1998-07
567 - Mike Dunham, 1998-03
310 - Chris Mason, 1998-01, 2003-08

LOWEST GOALS-AGAINST AVERAGE (min. 52 games)
2.39 - Pekka Rinne, 2005-09
2.54 - Tomas Vokoun, 1998-07
2.61 - Chris Mason, 1998-01, 2003-08

HIGHEST SAVE PERCENTAGE (min. 52 games)
.917 - Pekka Rinne, 2005-09
.913 - Tomas Vokoun, 1998-07
- Chris Mason, 1998-01, 2003-08
.910 - Mike Dunham, 1998-03

MOST SHUTOUTS
21 - Tomas Vokoun, 1998-07
12 - Chris Mason, 1998-01, 2003-08
9 - Dan Ellis, 2007-09

MOST GOALS
1 - Chris Mason, 1998-01, 2003-08

MOST ASSISTS
9 - Tomas Vokoun, 1998-07
2 - Mike Dunham, 1998-03
- Chris Mason, 1998-01, 2003-08

MOST POINTS
9 - Tomas Vokoun (9a), 1998-07
3 - Chris Mason (1g-2a), 1998-01, 2003-08
2 - Mike Dunham (2a), 1998-03

MOST PENALTY MINUTES
111 - Tomas Vokoun, 1998-07
14 - Mike Dunham, 1999-02
8 - Chris Mason, 1998-01, 2003-08

INDIVIDUAL RECORDS - SEASON

GAMES PLAYED

MOST GAMES PLAYED
82 - 32 tied with

By Defenseman
82 - 14 tied with

By Rookie
80 - Dan Hamhuis, 2003-04
- Martin Erat, 2001-02
79 - Adam Hall, 2002-03

GOALS

MOST GOALS
33 - Jason Arnott, 2008-09
31 - Paul Kariya, 2005-06
- Steve Sullivan, 2005-06
29 - J.P. Dumont, 2007-08

By Left Wing
31 - Paul Kariya, 2005-06
- Steve Sullivan, 2005-06
25 - Scott Hartnell, 2005-06

By Center
33 - Jason Arnott, 2008-09
28 - Jason Arnott, 2007-08
27 - Jason Arnott, 2006-07
- David Legwand, 2006-07

By Right Wing
29 - J.P. Dumont, 2007-08
26 - Alexander Radulov, 2007-08
25 - Sergei Krivokrasov, 1998-99
- Scott Walker, 2003-04
- Scott Walker, 2000-01

By Defenseman
23 - Shea Weber, 2008-09
18 - Andy Delmore, 2002-03
17 - Shea Weber, 2006-07

By Rookie
18 - Alexander Radulov, 2006-07
16 - Adam Hall, 2002-03
13 - David Legwand, 1999-00

MOST GOALS AT HOME
21 - David Legwand, 2006-07
19 - Jason Arnott, 2007-08
- Alexander Radulov, 2007-08

By Defenseman
13 - Shea Weber, 2008-09
12 - Andy Delmore, 2002-03
11 - Shea Weber, 2006-07

By Rookie
10 - Alexander Radulov, 2006-07
8 - Adam Hall, 2002-03
6 - Marian Cisar, 2000-01

MOST GOALS ON ROAD
18 - Steve Sullivan, 2005-06
16 - Jason Arnott, 2008-09
15 - J.P. Dumont, 2007-08
- Paul Kariya, 2005-06

By Defenseman
10 - Shea Weber, 2008-09
9 - Andy Delmore, 2001-02
- Kimmo Timonen, 2001-02

By Rookie
9 - David Legwand, 1999-00
8 - Alexander Radulov, 2006-07
- Adam Hall, 2002-03

MOST GAME-WINNING GOALS
8 - J.P. Dumont, 2007-08
- Scott Hartnell, 2005-06
7 - David Legwand, 2006-07
6 - five times, last Martin Erat, 2007-08

By a Defenseman
6 - Andy Delmore, 2002-03
4 - Shea Weber, 2008-09
- Dan Hamhuis, 2003-04
- Marek Zidlicky, 2003-04

MOST GAME-TYING GOALS
2 - Sergei Krivokrasov, 1999-00
1 - 19 tied with

FEWEST GAMES TO 20 GOALS
38 - Steve Sullivan, 1/10/06
42 - Jason Arnott, 2/3/07
49 - Steve Sullivan, 2/3/07

LONGEST GOAL-SCORING STREAK
6 - Alexander Radulov (7g), 1/21-2/2/08
- J.P. Dumont (6g), 12/29/07-1/8/08
5 - Steve Sullivan (5g), 12/13-12/21/05
- Greg Johnson (5g), 1/26-2/9/99
- Sergei Krivokrasov (6g), 10/19-10/27/98

ASSISTS

MOST ASSISTS
54 - Paul Kariya, 2005-06
52 - Paul Kariya, 2006-07
49 - J.P. Dumont, 2008-09

By Left Wing
54 - Paul Kariya, 2005-06
52 - Paul Kariya, 2006-07
38 - Steve Sullivan, 2006-07

By Center
44 - Jason Arnott, 2007-08
43 - Cliff Ronning, 2000-01
36 - David Legwand, 2006-07
- Cliff Ronning, 1999-00

By Right Wing
49 - J.P. Dumont, 2008-09
45 - J.P. Dumont, 2006-07
43 - J.P. Dumont, 2007-08

By Defenseman
42 - Kimmo Timonen, 2006-07
39 - Kimmo Timonen, 2005-06
- Marek Zidlicky, 2003-04

By Rookie
24 - Martin Erat, 2001-02
19 - Alexander Radulov, 2006-07
- Dan Hamhuis, 2003-04

MOST ASSISTS AT HOME
31 - Paul Kariya, 2006-07
29 - J.P. Dumont, 2006-07
28 - Paul Kariya, 2005-06

By Defenseman
24 - Kimmo Timonen, 2006-07
23 - Marek Zidlicky, 2003-04
22 - Marek Zidlicky, 2007-08
- Kimmo Timonen, 2003-04

By Rookie
14 - Martin Erat, 2001-02
13 - Alexander Radulov, 2006-07
7 - three times, last Ville Koistinen, 2007-08

MOST ASSISTS ON ROAD
26 - Paul Kariya, 2005-06
25 - J.P. Dumont, 2008-09
23 - Jason Arnott, 2007-08

By Defenseman
20 - Ryan Suter, 2008-09
19 - Marek Zidlicky, 2005-06
18 - Kimmo Timonen, 2006-07
- Kimmo Timonen, 2005-06

By Rookie
13 - Dan Hamhuis, 2003-04
10 - Martin Erat, 2001-02
- Marian Cisar, 2000-01

LONGEST ASSIST STREAK
7 - Kimmo Timonen (8a), 2/23-3/7/03
- Cliff Ronning (10a), 1/6-1/21/00
6 - Marek Zidlicky (6a), 3/1-3/11/04
- Scott Hartnell (8a), 1/16-1/27/03

POINTS

MOST POINTS
85 - Paul Kariya (31g-54a), 2005-06
76 - Paul Kariya (24g-52a), 2006-07
72 - J.P. Dumont (29g-43a), 2007-08
- Jason Arnott (28g-44a), 2007-08

By Left Wing
85 - Paul Kariya (31g-54a), 2005-06
76 - Paul Kariya (24g-52a), 2006-07
68 - Steve Sullivan (31g-37a), 2005-06

By Center
72 - Jason Arnott (28g-44a), 2007-08
63 - David Legwand (27g-36a), 2006-07
62 - Cliff Ronning (26g-36a), 1999-00
- Cliff Ronning (19g-43a), 2000-01

By Right Wing
72 - J.P. Dumont (29g-43a), 2007-08
67 - Scott Walker (25g-42a), 2003-04
66 - J.P. Dumont (21g-45a), 2006-07

By Defenseman
55 - Kimmo Timonen (13g-42a), 2006-07
53 - Shea Weber (23g-30), 2008-09
- Marek Zidlicky (14g-39a), 2003-04
50 - Kimmo Timonen (11g-39a), 2005-06

By Rookie
37 - Alexander Radulov (18g-19a), 2006-07
33 - Martin Erat (9g-24a), 2001-02
28 - Adam Hall (16g-12a), 2002-03
- David Legwand (13g-15a), 1999-00

MOST POINTS AT HOME
44 - Paul Kariya (16g-28a), 2005-06
43 - J.P. Dumont (14g-29a), 2006-07
- Paul Kariya (12g-31a), 2006-07

By Defenseman
33 - Kimmo Timonen (9g-24a), 2006-07
30 - Marek Zidlicky (7g-30a), 2003-04
28 - Shea Weber (13g-15a), 2008-09
- Kimmo Timonen (7g-21a), 2005-06

By Rookie
23 - Alexander Radulov (10g-13a), 2006-07
18 - Martin Erat (4g-14a), 2001-02
13 - Adam Hall (8g-5a), 2002-03

MOST POINTS ON ROAD
41 - Paul Kariya (15g-26a), 2005-06
37 - J.P. Dumont (12g-25a), 2008-09
35 - Steve Sullivan (18g-17a), 2005-06

INDIVIDUAL RECORDS - SEASON

By Defenseman
25 - Shea Weber (10g-15a), 2008-09
- Marek Zidlicky (6g-19a), 2005-06
24 - Ryan Suter (4g-20a), 2008-09
23 - three times, last Marek Zidlicky (7g-16a), 2003-04
By Rookie
18 - David Legwand (9g-9a), 1999-00
16 - Marian Cisar (6g-10a), 2000-01
- Dan Hamhuis (3g-13a), 2003-04

LONGEST POINTS STREAK
16 - J.P. Dumont (8g-14a), 12/29/07-1/31/08
10 - Steve Sullivan (6g-8a), 1/13-2/3/07
- Steve Sullivan (5g-12a), 3/7-3/25/06
8 - five times, last Ryan Suter, (2g-8a), 3/3/09-3/18/09

MOST POINTS IN TWO CONSECUTIVE GAMES
7 - Scott Walker (2g-5a), 2/18-2/20/04
6 - 16 times, last Martin Erat (1g-5a), 3/26-3/28/09

MOST POINTS IN THREE CONSECUTIVE GAMES
10 - Steve Sullivan (5g-5a), 2/18-2/21/04
- Scott Walker (2g-8a), 2/18-2/21/04
8 - Kimmo Timonen (1g-7a), 12/12-12/20/01
- Sebastien Bordeleau (2g-6a), 3/7-3/12/99

SPECIAL TEAMS

MOST POWER-PLAY GOALS
14 - Andy Delmore, 2002-03
- Paul Kariya, 2005-06
13 - Jason Arnott, 2007-08
- Steve Sullivan, 2005-06
By Defenseman
14 - Andy Delmore, 2002-03
11 - Andy Delmore, 2001-02
10 - Shea Weber, 2008-09
- Marek Zidlicky, 2005-06
By Rookie
8 - Adam Hall, 2002-03
5 - Alexander Radulov, 2006-07
- Marian Cisar, 2000-01

MOST POWER-PLAY POINTS
46 - Paul Kariya (14g-32a), 2005-06
38 - Kimmo Timonen (8g-30a), 2005-06
35 - Marek Zidlicky (9g-26a), 2003-04
By Defenseman
38 - Kimmo Timonen (8g-30a), 2005-06
35 - Marek Zidlicky (9g-26a), 2003-04
30 - Kimmo Timonen (8g-22a), 2003-04
By a Rookie
12 - Adam Hall (8g-4a), 2002-03
11 - Ville Koistinen (2g-9a), 2007-08
- Alexander Radulov (5g-6a), 2006-07
- Randy Robitaille (2g-9a), 1999-00

MOST SHORTHANDED GOALS
4 - Greg Johnson, 2005-06
- Greg Johnson, 2003-04
- Steve Sullivan, 2005-06

MOST SHORTHANDED POINTS
6 - Greg Johnson (4g-2a), 2003-04
5 - Jerred Smithson (2g-3a), 2007-08
- Scott Walker (3g-2a), 2003-04
- Scott Walker (3g-2a), 2000-01

SHOTS

MOST SHOTS
251 - Shea Weber, 2008-09
248 - Jason Arnott, 2007-08
- Cliff Ronning, 1999-00
245 - Paul Kariya, 2005-06
By Defenseman
251 - Shea Weber, 2008-09
180 - Kimmo Timonen, 2003-04
175 - Andy Delmore, 2001-02
By Rookie
146 - Adam Hall, 2002-03
115 - Dan Hamhuis, 2003-04
113 - Randy Robitaille, 1999-00

PENALTY MINUTES

MOST PENALTY MINUTES
242 - Patrick Cote, 1998-99
218 - Denny Lamert, 1998-99
163 - Darcy Hordichuk, 2005-06
By Defenseman
140 - Drake Berehowsky, 1998-99
137 - Bob Boughner, 1998-99
128 - Cale Hulse, 2000-01
By Rookie
242 - Patrick Cote, 1998-99
137 - Jordin Tootoo, 2003-04
74 - Nathan Perrott, 2001-02

PLUS/MINUS

HIGHEST PLUS/MINUS
+23 - David Legwand, 2006-07
+20 - Kimmo Timonen, 2006-07
+19 - Jason Arnott, 2007-08
- Scott Hartnell, 2006-07
- Alexander Radulov, 2006-07
By Defenseman
+20 - Kimmo Timonen, 2006-07
+16 - Greg Zanon, 2006-07
- Mark Eaton, 2003-04
By Rookie
+19 - Alexander Radulov, 2006-07
+13 - Ville Koistinen, 2007-08
+8 - Shea Weber, 2005-06

GOALTENDING

MOST GAMES PLAYED
73 - Tomas Vokoun, 2003-04
69 - Tomas Vokoun, 2002-03
61 - Tomas Vokoun, 2005-06
By Rookie
52 - Pekka Rinne, 2008-09
37 - Tomas Vokoun, 1998-99
3 - Jan Lasak, 2002-03
- Jan Lasak, 2001-02
- Chris Mason, 1998-99

MOST CONSECUTIVE GAMES PLAYED
38 - Tomas Vokoun, 1/16-4/6/03
22 - Chris Mason, 11/23/06-1/6/07
21 - Tomas Vokoun, 11/24/03-1/6/04

MOST CONSECUTIVE STARTS
38 - Tomas Vokoun, 1/16-4/6/03
21 - Chris Mason, 11/25/06-1/6/07
- Tomas Vokoun, 11/24/03-1/6/04

MOST MINUTES PLAYED
4221 - Tomas Vokoun, 2003-04
3974 - Tomas Vokoun, 2002-03
3601 - Tomas Vokoun, 2005-06
By Rookie
2999 - Pekka Rinne, 2008-09
1954 - Tomas Vokoun, 1998-99
177 - Jan Lasak, 2001-02

MOST WINS
36 - Tomas Vokoun, 2005-06
34 - Tomas Vokoun, 2003-04
29 - Pekka Rinne, 2008-09
By Rookie
29 - Pekka Rinne, 2008-09
12 - Tomas Vokoun, 1998-99
1 - Pekka Rinne, 2005-06

MOST CONSECUTIVE WINS
7 - Tomas Vokoun, 10/5-10/25/05
- Tomas Vokoun, 11/21-12/4/03
6 - four times, last Pekka Rinne, 2/21-3/5/09

MOST CONSECUTIVE GAMES UNBEATEN
7 - Tomas Vokoun (7-0-0), 10/5-10/25/05
- Tomas Vokoun (7-0-0), 11/21-12/4/03
- Mike Dunham (4-0-3), 12/6-12/23/01

MOST LOSSES
31 - Tomas Vokoun, 2002-03
29 - Tomas Vokoun, 2003-04
27 - Mike Dunham, 1999-00

MOST OVERTIME LOSSES
7 - Tomas Vokoun, 2005-06
6 - Chris Mason, 2007-08
5 - Mike Dunham, 1999-00
- Tomas Vokoun, 2002-03

MOST CONSECUTIVE LOSSES
7 - Chris Mason, 10/10-10/30/07
6 - Tomas Vokoun, 3/27-4/6/03
- Tomas Vokoun, 10/2-12/11/99
- Eric Fichaud, 10/24/98-1/1/99

MOST TIES
11 - Tomas Vokoun, 2002-03
10 - Tomas Vokoun, 2003-04
9 - Mike Dunham, 2001-02

MOST GOALS ALLOWED
178 - Tomas Vokoun, 2003-04
160 - Tomas Vokoun, 2005-06
146 - Tomas Vokoun, 2002-03
- Mike Dunham, 1999-00

LOWEST GOALS-AGAINST AVERAGE (min. 26 games)
2.20 - Tomas Vokoun, 2002-03
2.28 - Mike Dunham, 2000-01
2.34 - Dan Ellis, 2007-08
By Rookie
2.38 - Pekka Rinne, 2008-09
2.95 - Tomas Vokoun, 1998-99

INDIVIDUAL RECORDS - SEASON/GAME

HIGHEST SAVE PERCENTAGE (min. 26 games)
.925 - Chris Mason, 2006-07
.924 - Dan Ellis, 2007-08 (led NHL)
.923 - Mike Dunham, 2000-01
By Rookie
.917 - Pekka Rinne, 2008-09
.908 - Tomas Vokoun, 1998-99

MOST SHUTOUTS
7 - Pekka Rinne, 2008-09
6 - Dan Ellis, 2007-08
5 - Chris Mason, 2006-07
- Tomas Vokoun, 2006-07
By a Rookie
7 - Pekka Rinne, 2008-09
1 - Tomas Vokoun, 1998-99

LONGEST SHUTOUT STREAK
233:39 - Dan Ellis, 3/22/08-3/30/08
143:00 - Chris Mason, 4/8-4/13/06
141:37 - Chris Mason, 1/10-1/25/04
141:03 - Mike Dunham, 1/16-1/21/01
MOST GOALS
1 - Chris Mason, 2005-06

MOST ASSISTS
2 - four times, last Tomas Vokoun, 2006-07
MOST POINTS
2 - four times, last Tomas Vokoun (2a), 2006-07
MOST PENALTY MINUTES
35 - Tomas Vokoun, 2003-04
28 - Tomas Vokoun, 2002-03
26 - Tomas Vokoun, 2005-06

INDIVIDUAL RECORDS - GAME

GOALS

MOST GOALS
3 - 16 times, last Jason Arnott, 2/28/09 vs. Detroit
By Defenseman
2 - 18 times, last Shea Weber, 11/23/08 at Carolina
By Goaltender
1 - Chris Mason, 4/15/06 vs. Phoenix
MOST GOALS AGAINST
3 - 24 times, last B.J. Crombeen, 12/8/08 at St. Louis

ASSISTS

MOST ASSISTS
5 - Marek Zidlicky, 2/18/04 vs. San Jose
4 - Martin Erat, 3/28/09 vs. Los Angeles
- Mike Sillinger, 3/18/06 vs. Calgary
- Dan Hamhuis, 3/4/04 at Pittsburgh
By Defenseman
5 - Marek Zidlicky, 2/18/04 vs. San Jose
4 - Dan Hamhuis, 3/4/04 at Pittsburgh
3 - 13 times, last Shea Weber, 10/18/08 vs. Columbus
By Rookie
4 - Dan Hamhuis, 3/4/04 at Pittsburgh
3 - Alexander Radulov, 12/23/06 vs. Los Angeles
2 - 19 times, last Patric Hornqvist, 10/25/08 at Los Angeles
By Rookie in his NHL debut
1 - nine times, last Cal O'Reilly, 2/28/09 vs. Detroit
By Goaltender
1 - 14 times, last Chris Mason, 11/12/07 at Columbus
MOST ASSISTS BY OPPONENT
5 - Peter Forsberg, 1/1/03 vs. Colorado
- Wayne Gretzky, 2/15/99 vs. NY Rangers
4 - five times, last Tony Lydman, 2/27/08 at Buffalo

POINTS

MOST POINTS
5 - Dan Hamhuis (1g-4a), 3/4/04 at Pittsburgh
- Marek Zidlicky (5a), 2/18/04 vs. San Jose
4 - 23 times, last Martin Erat (4a), 3/28/09 vs. Los Angeles
By Defenseman
5 - Dan Hamhuis (1g-4a), 3/4/04 at Pittsburgh
- Marek Zidlicky (5a), 2/18/04 vs. San Jose
4 - Shea Weber (1g-3a), 10/18/08 vs. Columbus
- Kimmo Timonen (1g-3a), 12/20/01 vs. Vancouver
By Rookie
5 - Dan Hamhuis (1g-4a), 3/4/04 at Pittsburgh
3 - Ville Koistinen (1g-2a), 12/27/07 vs. Columbus
- Alexander Radulov (3a), 12/23/06 vs. Los Angeles
- Bubba Berenzweig (1g-2a), 12/30/01 vs. Detroit
By Rookie in his NHL debut
1 - nine times, last Cal O'Reilly (1a), 2/28/09 vs. Detroit
By Goaltender
1 - 15 times, last Pekka Rinne (1a), 11/28/08 at Atlanta
MOST POINTS BY OPPONENT
6 - Peter Forsberg (1g-5a), 1/1/03 vs. Colorado
5 - Milan Hejduk (2g-3a), 1/1/03 vs. Colorado
- Wayne Gretzky (0g-5a), 2/15/99 vs. NY Rangers

SPECIAL TEAMS

MOST POWER PLAY GOALS
3 - Steve Sullivan, 2/18/04 vs. San Jose
2 - 23 times, last Jason Arnott, 10/11/08 vs. Dallas
MOST POWER PLAY GOALS AGAINST
3 - Tomas Holmstom, 2/24/07 vs. Detroit
2 - 16 times, last Johan Franzen, 2/18/09 at Detroit
MOST SHORTHANDED GOALS
2 - Scott Nichol, 1/19/08 at St. Louis
MOST SHORTHANDED GOALS AGAINST
1 - 82 times, last Mikko Koivu, 4/10/09 at Minnesota

SHOTS

MOST SHOTS
12 - Jason Arnott, 12/4/07 at Toronto
10 - Jason Arnott, 2/27/08 at Buffalo
- Shea Weber, 2/21/08 vs. Vancouver
9 - eight times, last Martin Erat, 2/26/09 vs. Phoenix
By Defenseman
10 - Shea Weber, 2/21/08 vs. Vancouver
8 - four times, last Shea Weber, 2/12/09 vs. St. Louis
By Rookie
9 - Adam Hall, 1/1/03 vs. Colorado
7 - Ville Koistinen, 12/27/07 vs. Columbus
6 - three times, last Shea Weber, 4/6/06 at St. Louis
MOST SHOTS BY OPPONENT
10 - five times, last Devin Setoguchi, 11/11/08 at San Jose

PENALTY MINUTES

MOST PENALTY MINUTES
35 - Jeremy Stevenson, 10/25/05 vs. Chicago
27 - Scott Nichol, 12/21/06 vs. Buffalo
- Darcy Hordichuk, 11/24/05 vs. Los Angeles
By Defenseman
25 - Greg de Vries, 3/6/08 at Vancouver
22 - Jamie Allison, 10/25/05 vs. Chicago
18 - Brendan Witt, 4/15/06 vs. Phoenix

INDIVIDUAL RECORDS - GAME/PERIOD

By Rookie
19 - Marian Cisar, 1/29/01 at Phoenix
17 - four times, last Jordin Tootoo, 12/22/03 vs. Phoenix

MOST PENALTY MINUTES BY OPPONENT
34 - Krzysztof Oliwa, 3/20/04 at Calgary
- Steve Yzerman, 10/30/03 vs. Detroit
32 - Kevin Bieksa, 3/6/08 at Vancouver
30 - Kirk Maltby, 10/30/03 vs. Detroit

GOALTENDING

MOST SAVES
54 - Dan Ellis, 11/11/08 at San Jose
52 - Mike Dunham, 10/21/98 at Detroit
50 - Tomas Vokoun, 12/23/98 vs. Detroit

MOST GOALS ALLOWED
7 - four times, last Tomas Vokoun, 10/5/06 vs. Chicago

MOST PENALTY MINUTES
17 - Tomas Vokoun, 3/20/04 at Calgary
14 - Tomas Vokoun, 1/16/03 at Calgary
12 - Tomas Vokoun, 1/13/06 at Carolina

MOST SAVES AGAINST
51 - Steve Shields, 10/14/99 vs. San Jose
49 - Roberto Luongo, 2/21/08 vs. Vancouver
48 - Garth Snow, 1/13/00 vs. Vancouver

INDIVIDUAL RECORDS - PERIOD

GOALS

MOST GOALS
3 - Steve Sullivan, 12/14/06 vs. Ottawa (2nd per.)
- Rob Valicevic, 11/10/99 at Chicago (1st per.)

MOST GOALS AGAINST
2 - 64 times, last Marc-Andre Bergeron, 4/10/09 at Minnesota (2nd per.)

ASSISTS

MOST ASSISTS
3 - 11 times, last Martin Erat, 2/24/09 vs. Chicago (3rd per.)

MOST ASSISTS BY OPPONENT
4 - Paul Kariya, 12/16/98 at Anaheim (2nd per.)

POINTS

MOST POINTS
3 - 26 times, last Martin Erat (3a), 2/24/09 vs. Chicago (3rd per.)

MOST POINTS AGAINST
4 - Paul Kariya (4a), 12/16/98 at Anaheim (2nd per.)
3 - 13 times, last Craig Conroy (2g-1a), 11/6/08 at Calgary (1st per.)

SPECIAL TEAMS

MOST POWER PLAY GOALS
2 - eight times, last Jason Arnott, 11/18/06 vs. Columbus (2nd per.)

MOST POWER PLAY GOALS AGAINST
2 - four times, last Tomas Holmstrom, 2/24/07 vs. Detroit (2nd per.)

MOST SHORTHANDED GOALS
2 - Scott Nichol, 1/19/08 at St. Louis

MOST SHORTHANDED GOALS AGAINST
1 - 82 times, last Mikko Koivu, 4/10/09 at Minnesota (3rd per.)

SHOTS

MOST SHOTS
7 - Jason Arnott, 12/4/07 at Toronto (3rd per.)

MOST SHOTS AGAINST
7 - Henrik Zetterberg, 2/24/07 vs. Detroit (2nd per.)
- Rob Blake, 3/4/99 at Los Angeles (3rd per.)
- Andreas Johansson, 10/17/98 at Ottawa (1st per.)

PENALTY MINUTES

MOST PENALTY MINUTES
30 - Jeremy Stevenson, 10/25/05 vs. Chicago (3rd per.)
27 - Scott Nichol, 12/21/06 vs. Buffalo (3rd per.)
- Darcy Hordichuk, 11/24/05 vs. Los Angeles (3rd per.)

MOST PENALTY MINUTES, OPPONENT
34 - Krzysztof Oliwa, 3/20/04 at Calgary (3rd per.)
32 - Kevin Bieksa, 3/6/08 at Vancouver (3rd per.)
27 - Todd Simpson, 12/21/05 at Chicago (3rd per.)
- Sylvain Blouin, 3/31/01 vs. Minnesota (3rd per.)

GOALTENDING

MOST SAVES
27 - Mike Dunham, 10/21/98 at Detroit (2nd per.)
25 - Pekka Rinne, 2/10/09 vs. Detroit (1st per.)
22 - Chris Mason, 1/13/07 at Columbus (3rd per.)

MOST SAVES AGAINST
22 - Jussi Markkanen, 2/28/04 vs. NY Rangers (2nd per.)
21 - Jose Theodore, 3/10/03 vs. Montreal (2nd per.)
- Jocelyn Thibault, 1/8/00 vs. Chicago (1st per.)

MOST GOALS ALLOWED
4 - 16 times, last Pekka Rinne, 11/6/08 at Calgary (1st per.)

PLAYOFFS

PLAYOFF RESULTS

2004 Western Conference Quarterfinals						
Date	Game	Result	Score	Location	*Goaltenders	Winning Goal
4/7/2004	1	L	1-3	at Detroit	VOKOUN/Legace	Holmstrom
4/10/2004	2	L	1-2	at Detroit	VOKOUN/Legace	Schneider
4/11/2004	3	W	3-1	at NASHVILLE	VOKOUN/Legace	HALL
4/13/2004	4	W	3-0	at NASHVILLE	VOKOUN/Legace	SULLIVAN
4/15/2004	5	L	1-4	at Detroit	VOKOUN/Joseph	Hull
4/17/2004	6	L	0-2	at NASHVILLE	VOKOUN/Joseph	Whitney

Detroit wins series, 4-2.

Leading scorers: Nashville - Hall (2g-1a), Hartnell (1g-2a), Johnson (1g-2a) & York (3a); Detroit - Lang (2g-4a).

2006 Western Conference Quarterfinals						
Date	Game	Result	Score	Location	*Goaltenders	Winning Goal
4/21/2006	1	W	4-3	at NASHVILLE	MASON/Toskala	HALL
4/23/2006	2	L	0-3	at NASHVILLE	MASON/Toskala	Cheechoo
4/25/2006	3	L	1-4	at San Jose	MASON/Toskala	Bernier
4/27/2006	4	L	4-5	at San Jose	MASON/Toskala	Marleau
4/30/2006	5	L	1-2	at NASHVILLE	MASON/Toskala	Marleau

San Jose wins series, 4-1.

Leading scorers: Nashville - Kariya (2g-5a); San Jose - Marleau (7g-1a).

2007 Western Conference Quarterfinals						
Date	Game	Result	Score	Location	*Goaltenders	Winning Goal
4/11/2007	1	L	4-5 (2OT)	at NASHVILLE	VOKOUN/Nabokov	Rissmiller
4/13/2007	2	W	5-2	at NASHVILLE	VOKOUN/Nabokov	DUMONT
4/16/2007	3	L	1-3	at San Jose	VOKOUN/Nabokov	Clowe
4/18/2007	4	L	2-3	at San Jose	VOKOUN/Nabokov	Michalek
4/20/2007	5	L	2-3	at NASHVILLE	VOKOUN/Nabokov	Marleau

San Jose wins series, 4-1.

Leading scorers: Nashville - Dumont (4g-2a); San Jose - Marleau (3g-3a) & Thornton (6a).

2008 Western Conference Quarterfinals						
Date	Game	Result	Score	Location	*Goaltenders	Winning Goal
4/10/2008	1	L	1-3	at Detroit	ELLIS/Hasek	Zetterberg
4/12/2008	2	L	2-4	at Detroit	ELLIS/Hasek	Draper
4/14/2008	3	W	5-3	at NASHVILLE	ELLIS/Hasek	ARNOTT
4/16/2008	4	W	3-2	at NASHVILLE	ELLIS/Hasek	de VRIES
4/18/2008	5	L	1-2 (OT)	at Detroit	ELLIS/Osgood	Franzen
4/20/2008	6	L	0-3	at NASHVILLE	ELLIS/Osgood	Lidstrom

Detroit wins series, 4-2.

Leading scorers: Nashville - Alexander Radulov (2g-2a), Martin Erat (1g-3a), Shea Weber (1g-3a);
Detroit - Pavel Datsyuk (3g-2a), Jiri Hudler (2g-3a), Niklas Kronwall (5a).

* Goaltender of record.

ALL-TIME PLAYOFF STATS

No	Player	GP	G	A	PTS	PIM	PP	SH	GW	S	%	+/-	TF	FW	F%	MIN	H	BS
6	Shea Weber	15	3	6	9	16	1	0	0	26	11.5%	-3	0	0	0.0%	18:45	35	9
9	Paul Kariya	10	2	7	9	2	2	0	0	22	9.1%	-4	0	0	0.0%	20:11	6	5
47	Alexander Radulov	10	5	3	8	25	1	0	0	27	18.5%	1	0	0	0.0%	14:51	7	3
71	J.P. Dumont	11	4	4	8	4	1	1	1	16	25.0%	-1	0	0	0.0%	19:03	4	3
10	Martin Erat	20	2	6	8	20	1	0	0	30	6.7%	-4	13	5	38.5%	17:31	20	7
2	Dan Hamhuis	22	1	6	7	16	1	0	0	28	3.6%	-11	0	0	0.0%	21:11	42	18
17	Scott Hartnell	16	3	3	6	34	1	0	0	25	12.0%	2	13	2	15.4%	14:10	27	2
11	David Legwand	19	2	4	6	20	0	1	0	43	4.7%	-2	301	137	45.5%	18:17	2	7
44	Kimmo Timonen	16	1	5	6	18	0	1	0	33	3.0%	-4	0	0	0.0%	24:29	10	16
3	Marek Zidlicky	14	0	6	6	14	0	0	0	26	0.0%	-3	0	0	0.0%	17:25	10	17
19	Jason Arnott	9	3	1	4	6	1	0	1	17	17.6%	-1	151	60	39.7%	18:55	11	3
18	Adam Hall	11	3	1	4	2	1	0	2	20	15.0%	0	88	34	38.6%	15:36	6	3
21	Peter Forsberg	5	2	2	4	12	0	0	0	7	28.6%	2	64	33	51.6%	20:57	16	2
22	Greg Johnson	11	1	3	4	2	0	0	0	10	10.0%	4	167	88	52.7%	16:23	1	0
26	Steve Sullivan	11	1	3	4	6	0	0	1	25	4.0%	-6	33	11	33.3%	18:05	1	0
5	Greg Zanon	11	0	4	4	6	0	0	0	8	0.0%	0	0	0	0.0%	19:38	21	18
81	Mike Sillinger	5	2	1	3	12	1	0	0	7	28.6%	-1	96	67	69.8%	17:09	3	3
20	Ryan Suter	11	2	1	3	12	0	0	0	15	13.3%	-2	0	0	0.0%	22:09	8	12
55/14/22	Jordin Tootoo	18	2	1	3	29	0	0	0	23	8.7%	-2	0	0	0.0%	8:24	26	0
38	Vernon Fiddler	13	1	2	3	4	0	0	0	14	7.1%	-4	80	48	60.0%	13:51	14	4
27	Jason York	6	0	3	3	4	0	0	0	9	0.0%	2	0	0	0.0%	21:27	0	0
33	Vladimir Orszagh	6	2	0	2	4	0	0	0	5	40.0%	-2	1	1	100.0%	16:08	0	0
37	Rich Peverley	6	0	2	2	0	0	0	0	4	0.0%	0	37	16	43.2%	8:51	2	3
17	Jan Hlavac	6	0	2	2	2	0	0	0	10	0.0%	-4	4	2	50.0%	18:12	6	1
14	Radek Bonk	6	1	0	1	2	0	0	0	12	8.3%	-3	85	47	55.3%	17:56	9	5
7	Greg de Vries	6	1	0	1	2	0	0	1	3	33.3%	-2	0	0	0.0%	19:40	7	9
9	Sergei Zholtok	6	1	0	1	0	1	0	0	6	16.7%	-3	60	21	35.0%	10:34	0	0
5	Brad Bombardir	6	0	1	1	2	0	0	0	3	0.0%	1	0	0	0.0%	19:38	0	0
24	Scott Walker	11	0	1	1	12	0	0	0	19	0.0%	-3	11	2	18.2%	18:16	5	2
15	Josh Langfeld	1	0	0	0	0	0	0	0	0	0.0%	0	0	0	0.0%	6:30	1	0
19	Jim McKenzie	1	0	0	0	0	0	0	0	0	0.0%	0	0	0	0.0%	3:32	0	0
94	Yanic Perreault	1	0	0	0	2	0	0	0	2	0.0%	0	10	6	60.0%	10:09	0	0
14	Ramzi Abid	2	0	0	0	0	0	0	0	0	0.0%	-1	0	0	0.0%	5:17	1	0
7	Scottie Upshall	2	0	0	0	0	0	0	0	4	0.0%	0	0	0	0.0%	11:56	5	0
24	Brandon Bochenski	3	0	0	0	0	0	0	0	4	0.0%	-1	0	0	0.0%	6:36	1	0
34	Shane Hnidy	5	0	0	0	6	0	0	0	4	0.0%	0	0	0	0.0%	12:31	0	0
55	Danny Markov	5	0	0	0	6	0	0	0	6	0.0%	-1	0	0	0.0%	19:21	8	7
30	Chris Mason	5	0	0	0	0	0	0	0	0	0.0%	--	--	--	--	--	--	--
19	Brendan Witt	5	0	0	0	12	0	0	0	5	0.0%	-3	0	0	0.0%	17:07	19	12
21	Andreas Johansson	6	0	0	0	0	0	0	0	5	0.0%	-3	41	13	31.7%	15:17	0	0
39	Dan Ellis	6	0	0	0	0	0	0	0	0	0.0%	--	--	--	--	--	--	--
28	Jeremy Stevenson	6	0	0	0	8	0	0	0	3	0.0%	-1	0	0	0.0%	6:43	0	0
16	Darcy Hordichuk	7	0	0	0	2	0	0	0	1	0.0%	0	0	0	0.0%	3:33	11	0
12	Scott Nichol	10	0	0	0	19	0	0	0	6	0.0%	-1	48	27	56.3%	9:00	12	3
4	Mark Eaton	11	0	0	0	10	0	0	0	9	0.0%	-2	0	0	0.0%	18:55	5	12
29	Tomas Vokoun	11	0	0	0	2	0	0	0	0	0.0%	--	--	--	--	--	--	--
25	Jerred Smithson	14	0	0	0	23	0	0	0	5	0.0%	-2	110	55	50.0%	11:12	19	10

No	Goalie	GP	MINS	GAA	W	L	SO	GA	SA	SV%	G	A	PIM
29	Tomas Vokoun	11	680	2.47	3	8	1	28	360	.922	0	0	2
39	Dan Ellis	6	357	2.52	2	4	0	15	240	.938	0	0	0
30	Chris Mason	5	296	3.45	1	4	0	17	171	.901	0	0	0

LEADERBOARD & SEASON LEADERS

CAREER		PLAYOFF SEASON/SERIES		
GAMES PLAYED				
Dan Hamhuis	22			
Martin Erat	20			
David Legwand	19			
Jordin Tootoo	18			
Timonen/Hartnell	16			
GOALS		**GOALS**		
Alexander Radulov	5	J.P. Dumont	2007	4
J.P. Dumont	4	Alexander Radulov	2007	3
Four tied with	3	Nine tied with		2
ASSISTS		**ASSISTS**		
Paul Kariya	7	Paul Kariya	2006	5
Dan Hamhuis	6	Seven tied with		3
Shea Weber	6			
Martin Erat	6			
Marek Zidlicky	6			
POINTS		**POINTS**		
Shea Weber	9	Paul Kariya	2006	7
Paul Kariya	9	J.P. Dumont	2007	6
Alexander Radulov	8	Six tied with		4
J.P. Dumont	8			
Martin Erat	8			
PENALTY MINUTES		**PENALTY MINUTES**		
Scott Hartnell	34	Scott Hartnell	2007	28
Jordin Tootoo	29	Jordin Tootoo	2007	21
Alexander Radulov	25	Alexander Radulov	2007	19
Jerred Smithson	23	Scott Nichol	2007	17
Legwand/Erat	20	Jerred Smithson	2007	17

GOALTENDING				
GAMES PLAYED		**PLAYOFF SEASON/SERIES**		
Tomas Vokoun	11			
Dan Ellis	6			
Chris Mason	5			
MINUTES		**MINUTES**		
Tomas Vokoun	680	Dan Ellis	2008	357
Dan Ellis	357	Tomas Vokoun	2004	356
Chris Mason	296	Tomas Vokoun	2007	324
		Chris Mason	2006	296
SHUTOUTS		**SHUTOUTS**		
Tomas Vokoun	1	Tomas Vokoun	2004	1
GAA (min. 4 GP)		**GAA (min. 4 GP)**		
Tomas Vokoun	2.47	Tomas Vokoun	2004	2.02
Dan Ellis	2.52	Dan Ellis	2008	2.52
Chris Mason	3.45	Tomas Vokoun	2007	2.96
		Chris Mason	2006	3.45
SAVE % (min. 4 GP)		**SAVE % (min. 4 GP)**		
Dan Ellis	.938	Tomas Vokoun	2004	.939
Tomas Vokoun	.922	Dan Ellis	2008	.938
Chris Mason	.901	Tomas Vokoun	2007	.902
		Chris Mason	2006	.901
WINS		**WINS**		
Tomas Vokoun	3	Dan Ellis	2008	2
Dan Ellis	2	Tomas Vokoun	2004	2
Chris Mason	1	Chris Mason	2006	1

Season	Goals		Assists		Points	
2004	Hall/Orszagh	2	Jason York	3	Four tied with	3
2006	Three tied with	2	Paul Kariya	5	Paul Kariya	7
2007	J.P. Dumont	4	Legwand/Weber	3	J.P. Dumont	6
2008	Radulov/Tootoo	2	Erat/Weber/ Zidlicky	3	Radulov/Erat/ Weber	4

Season	PIM		PPG		SHG	
2004	Kimmo Timonen	10	Sergei Zholtok	1	David Legwand	1
2006	Sillinger/Witt	12	Paul Kariya	2	Kimmo Timonen	1
2007	Scott Hartnell	28	Three tied with	1	J.P. Dumont	1
2008	Zidlicky/Erat	8	Radulov/Hamhuis	1		

Season	GWG		Shots		Shooting %	
2004	Hall/Sullivan	1	Scott Walker	14	Vladimir Orszagh	40.0
2006	Adam Hall	1	Kimmo Timonen	17	Shea Weber	50.0
2007	J.P. Dumont	1	Legwand/Weber	14	Dumont/Fiddler	50.0
2008	Arnott/de Vries	1	Alexander Radulov	14	Greg de Vries	33.3

Season	Points (defenseman)		Plus-minus rating		Average time on ice	
2004	Jason York	3	Greg Johnson	+4	Kimmo Timonen	24:16
2006	Kimmo Timonen	4	Ten tied with	E	Kimmo Timonen	24:42
2007	Shea Weber	3	J.P. Dumont	+4	Kimmo Timonen	24:32
2008	Shea Weber	4	Greg Zanon	+2	Dan Hamhuis	22:47

Season	Hits		Blocked Shots	
2006	Brendan Witt	19	Eaton/Witt	12
2007	Peter Forsberg	16	Kimmo Timonen	9
2008	Shea Weber	18	Zanon/Zidlicky	12

Season	GAA		Wins		Save Percentage	
2004	Tomas Vokoun	2.02	Tomas Vokoun	2	Tomas Vokoun	.939
2006	Chris Mason	3.45	Chris Mason	1	Chris Mason	.901
2007	Tomas Vokoun	2.96	Tomas Vokoun	1	Tomas Vokoun	.902
2008	Dan Ellis	2.52	Dan Ellis	2	Dan Ellis	.938

Tomas Vokoun

PLAYOFF FIRSTS & SITUATIONALS

FIRST GAME
April, 7, 2004
Nashville Predators 1, Detroit Red Wings 3
Joe Louis Arena • Attendance: 20,066 (sellout)
Coaches: Barry Trotz (head coach), Brent Peterson (associate) and Peter Horachek (assistant)
Captain: Greg Johnson

Starting Line-up
Left Wing – Scott Hartnell
Center – Greg Johnson
Right Wing – Adam Hall
Defenseman – Mark Eaton
Defenseman – Kimmo Timonen
Goaltender – Tomas Vokoun

Players Dressed: Tomas Vokoun, Chris Mason, Dan Hamhuis, Marek Zidlicky, Mark Eaton, Brad Bombardir, Sergei Zholtok, Martin Erat, David Legwand, Scott Hartnell, Adam Hall, Jim McKenzie, Andreas Johanson, Greg Johnson, Scott Walker, Steve Sullivan, Jason York, Jeremy Stevenson, Vladimir Orszagh, Kimmo Timonen
Did Not Dress: Jamie Allison, Denis Arkhipov, Shane Hnidy, Jordin Tootoo

FIRST WIN
At Home: 4/11/04 vs. Detroit (3-1)
On Road: None

FIRST LOSS
At Home: 4/17/04 vs. Detroit (2-0)
On Road: 4/7/04 vs. Detroit (3-1)
In Overtime: 4/11/07 vs. San Jose (5-4, 2OT)

FIRST GOAL
Adam Hall (Johnson, Hartnell) at 0:16 of the 1st per. at Detroit on 4/7/04 (3-1 loss)
Players on ice: Hall, Johnson, Hartnell, Eaton, Timonen

FIRST GOAL AGAINST
Kris Draper (Maltby, Thomas) at 0:37 of the 3rd per. at Detroit on 4/7/04 (3-1 loss)

FIRST HAT TRICK AGAINST
Patrick Marleau (3g-0a), at San Jose on 4/27/06 (5-4 loss)

FIRST TWO-POINT GAME
Adam Hall (1g-1a) vs. Detroit on 4/11/04 (3-1 win)

FIRST THREE-POINT GAME
Paul Kariya (4a) vs. San Jose on 4/21/06 (4-3 win)

FIRST FOUR-POINT GAME
Paul Kariya (4a) vs. San Jose on 4/21/06 (4-3 win)

FIRST GAME-WINNING GOAL
Adam Hall at 19:45 of the 1st per. vs. Detroit on 4/11/04 (3-1 win)

FIRST POWER-PLAY GOAL
Sergei Zholtok (York, Sullivan) at 19:22 of the 2nd per. vs. Detroit on 4/15/04 (4-1 loss)

FIRST POWER-PLAY GOAL AGAINST
Mathieu Schneider (Lidstrom, Shanahan) at 17:15 of the 3rd per. at Detroit on 4/10/04 (2-1 loss)

FIRST SHORTHANDED GOAL
David Legwand (unassisted) at 18:23 of the 1st per. vs. Detroit on 4/11/04 (3-1 win)

FIRST SHORTHANDED GOAL AGAINST
Brendan Shanahan (Yzerman, Chelios) at 13:18 of the 1st per. at Detroit on 4/15/04 (4-1 loss)

FIRST MINOR PENALTY
Vladimir Orszagh (tripping) at 6:19 of the 1st per. at Detroit on 4/7/04 (3-1 loss)

FIRST MAJOR PENALTY
Kimmo Timonen (10:00 misconduct) at 20:00 of the 3rd per. at Detroit 4/10/04 (2-1 loss)

FIRST PENALTY SHOT
Steve Sullivan at 1:31 of the 1st per. vs. Detroit (Manny Legace) on 4/7/04 (3-1 loss)

GOALTENDER FIRSTS
FIRST WIN
At Home: Tomas Vokoun vs. Detroit
On Road: None

FIRST LOSS
At Home: Tomas Vokoun vs. Detroit on 4/17/04 (2-0 loss)
On Road: Tomas Vokoun vs. Detroit on 4/7/04 (3-1 loss)

FIRST SHUTOUT
Tomas Vokoun vs. Detroit on 4/13/04 (41 saves, 3-0 win)

FIRST SHUTOUT AGAINST
4/17/04 vs. Detroit (2-0, Curtis Joseph, 15 saves)

NASHVILLE PLAYOFF HISTORY

Team	Series	W	L	GP	W	L	GF	GA	Last Mtg.	Round	Result
Detroit	2	0	2	12	4	8	21	29	2008	WCQ	L 2-4
San Jose	2	0	2	10	2	8	24	33	2007	WCQ	L 1-4

PLAYOFF SERIES RESULTS VS. OPPONENTS

DETROIT
2004 – WCQ – Detroit won best-of-seven series 4-2, outscoring Nashville 12-9.
2008 – WCQ – Detroit won best-of-seven series 4-2, outscoring Nashville 17-12.

SAN JOSE
2006 – WCQ – San Jose won best-of-seven series 4-1, outscoring Nashville 17-10.
2007 – WCQ – San Jose won best-of-seven series 4-1, outscoring Nashville 16-14.

PLAYOFF SERIES SITUATIONAL STATS

W-L record:	6-16
Series record:	0-4
Record in Conference Quarterfinals:	0-4
W-L record in Conference Quarterfinals:	6-16
Record in Conference Semifinals:	0-0
W-L record in Conference Semifinals:	0-0
Record in Conference Finals:	0-0
W-L record in Conference Finals:	0-0
Record in Stanley Cup Finals:	0-0
W-L record in Stanley Cup Finals:	0-0
Series record…	
When winning Game 1 of a playoff series:	0-1
When losing Game 1 of a playoff series:	0-3
When winning the first two games of a playoff series:	0-0
When losing the first two games of a playoff series:	0-2
When splitting the first two games of a playoff series:	0-2
When winning the first three games of a playoff series:	0-0
When losing the first three games of a playoff series:	0-0
When winning two of the first three games of a playoff series:	0-0
When losing two of the first three games of a playoff series:	0-4
When winning three of the first four games of a playoff series:	0-0
When losing three of the first four games of a playoff series:	0-2
When splitting the first four games of a playoff series:	0-2
When winning three of the first five games of a playoff series:	0-0
When losing three of the first five games of a playoff series:	0-4
When splitting the first six games of a playoff series:	0-0
Nashville series sweeps:	0
Sweeps against Nashville:	0
W-L record when facing elimination:	0-4
W-L record in Game 7's:	0-0

YEAR-BY-YEAR PLAYOFF SCORING

2004 PLAYOFF SCORING

Pos	No	Player	GP	Avg. TOI	Shifts/ Game	G	A	PTS	+/-	PIM	PP	SH	GW	S	Pctg	F/O W-L	F/O Win%
RW	18	Adam Hall	6	18:29	26.7	2	1	3	3	2	0	0	1	13	15.4	27-44	38.0
C	22	Greg Johnson	6	17:47	27.2	1	2	3	4	0	0	0	0	7	14.3	44-51	46.3
LW	17	Scott Hartnell	6	15:37	22.2	1	2	3	3	2	0	0	0	11	9.1	1-7	12.5
D	27	Jason York	6	21:27	30.8	0	3	3	2	4	0	0	0	9	0.0	0-0	0.0
RW	33	Vladimir Orszagh	6	16:08	23.7	2	0	2	-2	4	0	0	0	5	40.0	1-0	100.0
RW	26	Steve Sullivan	6	18:58	24.0	1	1	2	-4	6	0	0	1	13	7.7	11-22	33.3
D	2 *	Dan Hamhuis	6	20:29	26.3	0	2	2	-2	6	0	0	0	4	0.0	0-0	0.0
C	11	David Legwand	6	15:41	22.3	1	0	1	1	8	0	1	0	8	12.5	43-48	47.3
C	9	Sergei Zholtok	6	10:34	16.2	1	0	1	-3	0	1	0	0	6	16.7	21-39	35.0
D	5	Brad Bombardir	6	19:38	30.7	0	1	1	1	2	0	0	0	3	0.0	0-0	0.0
LW	10	Martin Erat	6	14:08	21.3	0	1	1	-2	6	0	0	0	6	0.0	2-2	50.0
RW	24	Scott Walker	6	20:10	25.5	0	1	1	-3	6	0	0	0	14	0.0	2-5	28.6
LW	19	Jim McKenzie	1	3:32	7.0	0	0	0	0	0	0	0	0	0	0.0	0-0	0.0
D	3	Marek Zidlicky	1	2:16	3.0	0	0	0	0	0	0	0	0	0	0.0	0-0	0.0
D	34	Shane Hnidy	5	12:31	18.8	0	0	0	0	6	0	0	0	4	0.0	0-0	0.0
RW	55 *	Jordin Tootoo	5	5:09	8.0	0	0	0	0	4	0	0	0	2	0.0	0-0	0.0
D	4	Mark Eaton	6	19:51	28.8	0	0	0	-2	2	0	0	0	6	0.0	0-0	0.0
LW	21	Andreas Johansson	6	15:17	21.7	0	0	0	-3	0	0	0	0	5	0.0	13-28	31.7
LW	28	Jeremy Stevenson	6	6:43	11.0	0	0	0	-1	8	0	0	0	3	0.0	0-0	0.0
D	44	Kimmo Timonen	6	24:16	28.5	0	0	0	-3	10	0	0	0	9	0.0	0-0	0.0
G	29	Tomas Vokoun	6	--	--	0	0	0	0	0	0	0	0	0	0.0	--	--

GOALTENDING

No	Goaltender	GP	Mins	GAA	W	L	SO	GA	SA	SV%	G	A	PIM
29	Tomas Vokoun	6	356	2.02	2	4	1	12	197	.939	0	0	0
	Empty Net Goals							0					
	NASHVILLE Totals	**6**	**360**	**2.00**	**2**	**4**	**1**	**12**	**197**	**.939**	**0**	**0**	**0**

* rookie

2006 PLAYOFF SCORING

Pos	No	Player	GP	Avg. TOI	Shifts/ Game	G	A	PTS	+/-	PIM	PP	SH	GW	S	Pctg	F/O W-L	F/O Win%	H	BS
LW	9	Paul Kariya	5	20:46	24.6	2	5	7	0	0	2	0	0	12	16.7	0-0	0.0	1	3
D	44	Kimmo Timonen	5	24:42	29.4	1	3	4	0	4	0	1	0	17	5.9	0-0	0.0	2	7
C	81	Mike Sillinger	5	17:09	22.4	2	1	3	-1	12	1	0	0	7	28.6	67-29	69.8	3	3
D	6 *	Shea Weber	4	14:12	19.3	2	0	2	-3	8	1	0	0	4	50.0	0-0	0.0	6	2
RW	10	Martin Erat	5	19:30	23.0	1	1	2	-1	6	1	0	0	8	12.5	0-2	0.0	7	1
RW	26	Steve Sullivan	5	17:02	22.4	0	2	2	-2	0	0	0	0	12	0.0	0-0	0.0	1	0
D	2	Dan Hamhuis	5	19:41	25.6	0	2	2	-2	2	0	0	0	9	0.0	0-0	0.0	11	3
RW	18	Adam Hall	5	12:09	19.0	1	0	1	-3	0	1	0	1	7	14.3	7-10	41.2	6	3
LW	17	Scott Hartnell	5	12:12	16.6	1	0	1	0	4	0	0	0	9	11.1	0-2	0.0	13	2
C	22	Greg Johnson	5	14:42	21.6	0	1	1	0	2	0	0	0	3	0.0	44-28	61.1	1	0
C	11	David Legwand	5	17:21	23.2	0	1	1	-1	8	0	0	0	11	0.0	37-37	50.0	0	6
D	3	Marek Zidlicky	2	15:18	18.0	0	1	1	0	2	0	0	0	7	0.0	0-0	0.0	1	0
C	38	Vernon Fiddler	2	8:48	15.0	0	1	1	-1	0	0	0	0	1	0.0	6-2	75.0	4	0
C	94	Yanic Perreault	1	10:09	14.0	0	0	0	0	2	0	0	0	2	0.0	6-4	60.0	0	0
RW	7	Scottie Upshall	2	11:56	15.5	0	0	0	0	0	0	0	0	4	0.0	0-0	0.0	5	0
C	12	Scott Nichol	3	7:44	14.0	0	0	0	-2	2	0	0	0	2	0.0	8-8	50.0	3	2
C	25	Jerred Smithson	3	9:26	18.3	0	0	0	0	4	0	0	0	0	0.0	9-4	69.2	4	1
RW	14	Jordin Tootoo	3	4:04	7.7	0	0	0	-1	0	0	0	0	3	0.0	0-0	0.0	6	0
D	4	Mark Eaton	5	17:48	25.6	0	0	0	0	8	0	0	0	3	0.0	0-0	0.0	5	12
D	55	Danny Markov	5	19:21	28.2	0	0	0	-1	6	0	0	0	6	0.0	0-0	0.0	8	7
RW	24	Scott Walker	5	16:00	23.8	0	0	0	0	6	0	0	0	5	0.0	0-4	0.0	5	2
D	19	Brendan Witt	5	17:07	24.4	0	0	0	-3	12	0	0	0	5	0.0	0-0	0.0	19	12

GOALTENDING

No	Goaltender	GP	Mins	GAA	W	L	SO	GA	SA	SV%	G	A	PIM
30	Chris Mason	5	296	3.45	1	4	0	17	171	.901	0	0	0
	Empty Net Goals							0					
	NASHVILLE Totals	**5**	**300**	**3.40**	**1**	**4**	**0**	**17**	**171**	**.901**	**0**	**0**	**0**

* rookie

YEAR-BY-YEAR PLAYOFF SCORING

2007 PLAYOFF SCORING

Pos	No	Player	GP	Avg. TOI	Shifts/ Game	G	A	PTS	+/-	PIM	PP	SH	GW	S	Pctg	F/O W-L	F/O Win%	H	BS
RW	71	J.P. Dumont	5	21:02	31.2	4	2	6	4	0	1	1	1	8	50.0	0-0	0.0	0	2
RW	47 *	Alexander Radulov	4	13:09	20.3	3	1	4	1	19	0	0	0	13	23.1	0-0	0.0	2	2
C	21	Peter Forsberg	5	20:57	29.0	2	2	4	2	12	0	0	0	7	28.6	33-31	51.6	16	2
C	19	Jason Arnott	5	19:17	26.6	2	1	3	0	2	1	0	0	11	18.2	37-52	41.6	6	2
C	11	David Legwand	5	22:23	32.2	0	3	3	-2	2	0	0	0	14	0.0	35-52	40.2	1	1
D	6	Shea Weber	5	21:41	28.0	0	3	3	0	2	0	0	0	14	0.0	0-0	0.0	11	5
C	38	Vernon Fiddler	5	12:21	20.8	1	1	2	-3	4	0	0	0	2	50.0	5-4	55.6	3	1
LW	17	Scott Hartnell	5	14:23	21.0	1	1	2	-1	28	1	0	0	5	20.0	1-2	33.3	14	0
LW	9	Paul Kariya	5	19:36	26.2	0	2	2	-4	2	0	0	0	10	0.0	0-0	0.0	5	2
D	44	Kimmo Timonen	5	24:32	31.6	0	2	2	-1	4	0	0	0	7	0.0	0-0	0.0	8	9
D	5	Greg Zanon	5	20:43	27.6	0	2	2	-2	2	0	0	0	7	0.0	0-0	0.0	6	6
D	3	Marek Zidlicky	5	19:18	25.4	0	2	2	-1	4	0	0	0	8	0.0	0-0	0.0	4	5
D	20	Ryan Suter	5	23:18	28.8	1	0	1	0	8	0	0	0	9	11.1	0-0	0.0	3	6
RW	10	Martin Erat	3	14:13	21.7	0	1	1	-1	0	0	0	0	3	0.0	0-0	0.0	7	3
RW	22	Jordin Tootoo	4	9:32	16.3	0	1	1	-2	21	0	0	0	6	0.0	0-0	0.0	7	0
D	2	Dan Hamhuis	5	21:36	27.2	0	1	1	-3	2	0	0	0	7	0.0	0-0	0.0	15	7
LW	14	Ramzi Abid	2	5:17	8.0	0	0	0	-1	0	0	0	0	0	0.0	0-0	0.0	1	0
LW	16	Darcy Hordichuk	2	3:37	6.5	0	0	0	0	0	0	0	0	0	0.0	0-0	0.0	1	0
C	12	Scott Nichol	5	10:21	16.8	0	0	0	1	17	0	0	0	3	0.0	19-11	63.3	4	1
C	25	Jerred Smithson	5	11:30	21.0	0	0	0	-2	17	0	0	0	0	0.0	20-16	55.6	3	5
G	29	Tomas Vokoun	5	--	--	0	0	0	0	0	0	0	0	0	0.0	--	--	--	--

GOALTENDING

No	Goaltender	GP	Mins	GAA	W	L	SO	GA	SA	SV%	G	A	PIM
29	Tomas Vokoun	5	324	2.96	1	4	0	16	163	0.902	0	0	2
	Empty-Net Goals							0					
	NASHVILLE Totals	**5**	**328**	**2.93**	**1**	**4**	**0**	**16**	**163**	**0.902**	**0**	**0**	**2**

* rookie

2008 PLAYOFF SCORING

Pos	No	Player	GP	Avg. TOI	Shifts/ Game	G	A	PTS	+/-	PIM	PP	SH	GW	S	Pctg	F/O W-L	F/O Win%	H	BS
RW	47	Alexander Radulov	6	15:59	20.2	2	2	4	0	6	1	0	0	14	14.3	0-0	0.0	5	1
D	6	Shea Weber	6	19:29	25.7	1	3	4	0	6	0	0	0	4	25.0	0-0	0.0	18	2
RW	10	Martin Erat	6	20:55	26.5	1	3	4	0	8	0	0	0	13	7.7	3-4	42.8	6	3
D	3	Marek Zidlicky	6	19:04	24.0	0	3	3	-2	8	0	0	0	11	0.0	0-0	0.0	5	12
RW	22	Jordin Tootoo	6	12:30	17.3	2	0	2	1	4	0	0	0	12	16.7	0-0	0.0	13	0
D	2	Dan Hamhuis	6	22:47	28.0	1	1	2	-4	6	1	0	0	8	12.5	0-0	0.0	16	8
D	20	Ryan Suter	6	21:12	25.7	1	1	2	-2	4	0	0	0	6	16.7	0-0	0.0	5	6
RW	71	J.P. Dumont	6	17:23	22.3	0	2	2	-5	4	0	0	0	8	0.0	0-0	0.0	4	1
C	37 *	Rich Peverley	6	8:51	12.7	0	2	2	0	0	0	0	0	4	0.0	16-21	43.2	2	3
D	5	Greg Zanon	6	18:44	25.0	0	2	2	2	4	0	0	0	1	0.0	0-0	0.0	15	12
LW	17	Jan Hlavac	6	18:12	24.3	0	2	2	-4	2	0	0	0	10	0.0	2-2	50.0	6	1
C	11	David Legwand	3	18:15	25.0	1	0	1	0	2	0	0	0	10	10.0	22-27	44.9	1	0
C	19	Jason Arnott	4	18:28	24.5	1	0	1	-1	4	0	0	1	6	16.7	23-39	37.1	5	1
C	14	Radek Bonk	6	17:56	23.3	1	0	1	-3	2	0	0	0	12	8.3	47-38	55.3	9	5
D	7	Greg de Vries	6	19:40	24.0	1	0	1	-2	2	0	0	1	3	33.3	0-0	0.0	7	9
RW	15	Josh Langfeld	1	6:30	9.0	0	0	0	0	0	0	0	0	0	0.0	0-0	0.0	1	0
C	12	Scott Nichol	2	7:30	11.5	0	0	0	0	0	0	0	0	1	0.0	0-2	0.0	5	0
RW	24	Brandon Bochenski	3	6:36	10.7	0	0	0	-1	0	0	0	0	4	0.0	0-0	0.0	1	0
LW	16	Darcy Hordichuk	5	3:31	5.2	0	0	0	0	2	0	0	0	1	0.0	0-0	0.0	10	0
C	38	Vernon Fiddler	6	16:47	24.8	0	0	0	0	0	0	0	0	11	0.0	37-26	58.7	7	3
C	25	Jerred Smithson	6	11:51	20.2	0	0	0	0	2	0	0	0	5	0.0	26-35	42.6	12	4
G	39	Dan Ellis	6	--	--	0	0	0	0	0	0	0	0	0	0.0	--	--	--	--

GOALTENDING

No	Goaltender	GP	Mins	GAA	W	L	SO	GA	SA	SV%	G	A	PIM
39	Dan Ellis	6	357	2.52	2	4	0	15	240	.938	0	0	0
	Empty-Net Goals							2	2				
	NASHVILLE Totals	**6**	**362**	**2.82**	**2**	**4**	**0**	**17**	**242**	**.930**	**0**	**0**	**0**

* rookie

TEAM RECORDS - SEASON (SERIES)

STREAKS

LONGEST WINNING STREAK
2 - 4/14-4/16/08
- 4/11-4/13/04
At Home:
2 - 4/14-4/16/08
- 4/11-4/13/04
On Road:
None

LONGEST LOSING STREAK
4 - 4/23-4/30/06
At Home:
2 - 4/23-4/30/06
On Road:
3 - 4/10-4/18/08
- 4/7-4/15/04

LONGEST SHUTOUT STREAK
77:58 - 4/11-4/15/04
At Home:
76:05 - 4/11-4/17/04
On Road:
57:28 - 4/18/08

MOST CONSECUTIVE GAMES WITHOUT BEING SHUTOUT
13 - 4/25/06-4/18/08
At Home:
6 - 4/30/06-4/16/08
On Road:
10 - 4/7/04-4/18/08

LONGEST SCORELESS STREAK
92:25 - 4/7-4/10/04
At Home:
119:00 - 4/21-4/30/06
On Road:
92:25 - 4/7-4/10/04

WINS

MOST WINS
2 - 2008
- 2004
At Home:
2 - 2008
- 2004
On Road:
0 - four times

FEWEST WINS
1 - 2007
- 2006
At Home:
1 - 2007
- 2006
On Road:
0 - four times

LOSSES

MOST LOSSES
4 - four times
At Home:
2 - 2007
- 2006
On Road:
3 - 2008
- 2004

FEWEST LOSSES
4 - four times
At Home:
1 - 2008
- 2004
On Road:
2 - 2007
- 2006

GOALS

MOST GOALS SCORED
14 - 2007
At Home:
11 - 2007
On Road:
5 - 2006

FEWEST GOALS SCORED
9 - 2004
At Home:
5 - 2006
On Road:
3 - 2007
- 2004

MOST GOALS AGAINST
17 - 2008
- 2006
At Home:
10 - 2007
On Road:
9 - 2008
- 2006
- 2004

FEWEST GOALS AGAINST
12 - 2004
At Home:
3 - 2004
On Road:
6 - 2007

SPECIAL TEAMS

MOST POWER PLAY GOALS
6 - 2006
At Home:
5 - 2006
On Road:
1 - four times

FEWEST POWER PLAY GOALS
1 - 2004
At Home:
0 - 2004
On Road:
1 - four times

MOST POWER PLAY CHANCES
32 - 2006 (6 PPGs, 18.8%)
At Home:
21 - 2006 (5 PPGs, 23.8%)
On Road:
14 - 2004 (1 PPG, 7.1%)

FEWEST POWER PLAY CHANCES
22 - 2007 (3 PPG, 13.6%)
At Home:
11 - 2008 (1 PPG, 9.1%)
On Road:
5 - 2007 (1 PPG, 20.0%)

MOST POWER PLAY GOALS AGAINST
9 - 2006
At Home:
6 - 2006
On Road:
3 - 2006

FEWEST POWER PLAY GOALS AGAINST
2 - 2007
- 2004
At Home:
0 - 2004
On Road:
0 - 2007

MOST CONSECUTIVE GAMES WITH A POWER PLAY GOAL
2 - 4/18-4/20/07
- 4/27-4/30/06
At Home:
2 - 4/13-4/20/07
On Road:
None

MOST CONSECUTIVE GAMES WITHOUT A POWER PLAY GOAL
4 - 4/7-4/13/04
At Home:
3 - 4/11-4/17/04
On Road:
2 - 4/7-4/10/04

MOST CONSECUTIVE UNSUCCESSFUL POWER PLAY ATTEMPTS
22 - 4/7-4/15/04
At Home:
15 - 4/11-4/17/04
On Road:
12 - 4/7-4/15/04

MOST CONSECUTIVE GAMES WITH A POWER PLAY GOAL AGAINST
5 - 4/21-4/30/06
At Home:
3 - 4/21-4/30/06
On Road:
2 - 4/25-4/27/06
- 4/10-4/15/04

MOST CONSECUTIVE GAMES WITHOUT ALLOWING A POWER PLAY GOAL
3 - 4/13-4/18/07
At Home:
3 - 4/11-4/17/04
On Road:
2 - 4/16-4/18/07

MOST CONSECUTIVE SUCCESSFUL PENALTY KILLS
23 - 4/11-4/20/07
At Home:
13 - 4/11-4/17/04
On Road:
11 - 4/16-4/18/07

MOST SHORTHANDED GOALS
1 - 2007
- 2006
- 2004
At Home:
1 - 2007
- 2004
On Road:
1 - 2006

FEWEST SHORTHANDED GOALS
0 - 2008
At Home:
0 - 2008
- 2006
On Road:
0 - 2008
- 2007
- 2004

MOST TIMES SHORTHANDED
37 - 2006 (9 PPGA, 75.7%)
At Home:
21 - 2006 (6 PPGA, 71.4%)
On Road:
16 - 2006 (3 PPGA, 81.2%)
- 2004 (2 PPGA, 87.5%)

FEWEST TIMES SHORTHANDED
26 - 2008 (3 PPGA, 88.5%)
At Home:
13 - 2008 (2 PPGA, 84.6%)
- 2004 (0 PPGA, 100.0%)
On Road:
11 - 2007 (0 PPGA, 100.0%)

MOST SHORTHANDED GOALS AGAINST
1 - 2008
- 2004
At Home:
1 - 2008
On Road:
1 - 2004

FEWEST SHORTHANDED GOALS AGAINST
0 - 2007
- 2006
At Home:
0 - 2007
- 2006
- 2004
On Road:
0 - 2008
- 2007
- 2006

MOST CONSECUTIVE GAMES WITH A SHORTHANDED GOAL
None
At Home:
None
On Road:
None

MOST CONSECUTIVE GAMES WITH A SHORTHANDED GOAL AGAINST
None
At Home:
None
On Road:
None

TEAM RECORDS - SEASON (SERIES)/GAME

PENALTY MINUTES

MOST PENALTY MINUTES
148 - 2007
At Home:
124 - 2007
On Road:
44 - 2006
FEWEST PENALTY MINUTES
68 - 2008
At Home:
34 - 2008
- 2004
On Road:
24 - 2007

MOST PENALTY MINUTES, OPPONENT
97 - 2007
At Home:
85 - 2007
On Road:
30 - 2008
FEWEST PENALTY MINUTES, OPPONENT
58 - 2008
At Home:
28 - 2008
On Road:
12 - 2007

SHOTS

MOST SHOTS
144 - 2008
At Home:
90 - 2006
On Road:
72 - 2004
FEWEST SHOTS
128 - 2004
At Home:
56 - 2004
On Road:
45 - 2007

MOST SHOTS AGAINST
242 - 2008
At Home:
110 - 2008
On Road:
132 - 2008
FEWEST SHOTS AGAINST
163 - 2007
At Home:
99 - 2007
On Road:
64 - 2007
- 2006

GAME

GOALS

MOST GOALS SCORED
5 - 4/14/08 in 5-3 win vs. Detroit
- 4/13/07 in 5-2 win vs. San Jose
At Home:
5 - 4/14/08 in 5-3 win vs. Detroit
- 4/13/07 in 5-2 win vs. San Jose
On Road:
4 - 4/27/06 in 5-4 loss at San Jose
MOST GOALS ALLOWED
5 - 4/11/07 in 5-4 loss vs. San Jose
- 4/27/06 in 5-4 loss at San Jose
At Home:
5 - 4/11/07 in 5-4 loss vs. San Jose
On Road:
5 - 4/27/06 in 5-4 loss at San Jose
MOST GOALS SCORED BY BOTH TEAMS
9 - 4/11/07 in 5-4 loss vs. San Jose
- 4/27/06 in 5-4 loss at San Jose
At Home:
9 - 4/11/07 in 5-4 loss vs. San Jose
On Road:
9 - 4/27/06 in 5-4 loss at San Jose
LARGEST MARGIN OF VICTORY
3 - 4/13/07 in 5-2 win vs. San Jose
- 4/13/04 in 3-0 win vs. Detroit
At Home:
3 - 4/13/07 in 5-2 win vs. San Jose
- 4/13/04 in 3-0 win vs. Detroit
On Road:
None
LARGEST MARGIN OF DEFEAT
3 - four times, last 4/20/08 in 3-0 loss vs. Detroit
At Home:
3 - 4/20/08 in 3-0 loss vs. Detroit
- 4/23/06 in 3-0 loss vs. San Jose
On Road:
3 - 4/25/06 in 4-1 loss at San Jose
- 4/15/04 in 4-1 loss at Detroit

SPECIAL TEAMS

MOST POWER PLAY GOALS
4 - 4/21/06 in 4-3 win vs. San Jose
At Home:
4 - 4/21/06 in 4-3 win vs. San Jose
On Road:
1 - four times, last 4/12/08 in 4-2 loss at Detroit
MOST POWER PLAY CHANCES
9 - 4/23/06 in 3-0 loss vs. San Jose
At Home:
9 - 4/23/06 in 3-0 loss vs. San Jose
On Road:
7 - 4/27/06 in 5-4 loss at San Jose
MOST POWER PLAY GOALS AGAINST
3 - 4/23/06 in 3-0 loss vs. San Jose
At Home:
3 - 4/23/06 in 3-0 loss vs. San Jose
On Road:
2 - 4/27/06 in 5-4 loss at San Jose
MOST SHORTHANDED GOALS
1 - 4/13/07 in 5-2 win vs. San Jose
- 4/25/06 in 4-1 loss at San Jose
- 4/11/04 in 3-1 win vs. Detroit
At Home:
1 - 4/13/07 in 5-2 win vs. San Jose
- 4/11/04 in 3-1 win vs. Detroit
On Road:
1 - 4/25/06 in 4-1 loss at San Jose
MOST TIMES SHORTHANDED
10 - 4/23/06 in 3-0 loss vs. San Jose
At Home:
10 - 4/23/06 in 3-0 loss vs. San Jose
On Road:
9 - 4/25/06 in 4-1 loss at San Jose
MOST SHORTHANDED GOALS AGAINST
1 - 4/20/08 in 3-0 loss vs. Detroit
- 4/15/04 in 4-1 loss at Detroit
At Home:
1 - 4/20/08 in 3-0 loss vs. Detroit
On Road:
1 - 4/15/04 in 4-1 loss at Detroit

PENALTY MINUTES

MOST PENALTY MINUTES
64 - 4/13/07 in 5-2 win vs. San Jose
At Home:
64 - 4/13/07 in 5-2 win vs. San Jose
On Road:
24 - 4/27/06 in 5-4 loss at San Jose
MOST PENALTY MINUTES, OPPONENT
57 - 4/13/07 in 5-2 win vs. San Jose
At Home:
57 - 4/13/07 in 5-2 win vs. San Jose
On Road:
16 - 4/12/08 in 4-2 loss at Detroit
MOST PENALTY MINUTES BY BOTH TEAMS
121- 4/13/07 in 5-2 win vs. San Jose (NSH 64, S.J 57)
At Home:
121- 4/13/07 in 5-2 win vs. San Jose (NSH 64, S.J 57)
On Road:
38 - 4/27/06 in 5-4 loss at San Jose (NSH 24, S.J 14)

SHOTS

MOST SHOTS
43 - 4/11/07 in 5-4 loss vs. San Jose
At Home:
43 - 4/11/07 in 5-4 loss vs. San Jose
On Road:
30 - 4/27/06 in 5-4 loss at San Jose
FEWEST SHOTS
15 - 4/17/04 in 2-0 loss vs. Detroit
At Home:
15 - 4/17/04 in 2-0 loss vs. Detroit
On Road:
17 - 4/25/06 in 4-1 loss at San Jose
MOST SHOTS AGAINST
54 - 4/18/08 in 2-1 OT loss at Detroit
At Home:
43 - 4/20/08 in 3-0 loss vs. Detroit
On Road:
54 - 4/18/08 in 2-1 OT loss at Detroit
FEWEST SHOTS AGAINST
23 - 4/18/07 in 3-2 loss at San Jose
At Home:
24 - 4/13/07 in 5-2 win vs. San Jose
On Road:
23 - 4/18/07 in 3-2 loss at San Jose
MOST SHOTS BY BOTH TEAMS
81 - 4/11/07 in 5-4 loss vs. San Jose (NSH 43, S.J 38)
At Home:
81 - 4/11/07 in 5-4 loss vs. San Jose (NSH 43, S.J 38)
On Road:
75 - 4/18/08 in 2-1 OT loss at Detroit (DET 54, NSH 21)
FEWEST SHOTS BY BOTH TEAMS
41 - 4/17/04 in 2-0 loss vs. Detroit (DET 26, NSH 15)
At Home:
41 - 4/17/04 in 2-0 loss vs. Detroit (DET 26, NSH 15)
On Road:
48 - 4/18/07 in 3-2 loss at San Jose (NSH 25, S.J 23)
LARGEST SHOT ADVANTAGE
6 - 4/27/06 in 5-4 loss at San Jose (NSH 30, S.J 24)
At Home:
5 - 4/11/07 in 5-4 loss vs. San Jose (NSH 43, S.J 38)
On Road:
6 - 4/27/06 in 5-4 loss at San Jose (NSH 30, S.J 24)
LARGEST SHOT DEFICIT
33 - 4/18/08 in 2-1 OT loss at Detroit (DET 54, NSH 21)
At Home:
23 - 4/20/08 in 3-0 loss vs. Detroit (DET 43, NSH 20)
On Road:
33 - 4/18/08 in 2-1 OT loss at Detroit (DET 54, NSH 21)

TEAM RECORDS - PERIOD

GOALS

MOST GOALS
3 - 4/14/08 in 3rd per. of 5-3 win vs. Detroit
- 4/21/06 in 1st per. of 4-3 win vs. San Jose

At Home:
3 - 4/14/08 in 3rd per. of 5-3 win vs. Detroit
- 4/21/06 in 1st per. of 4-3 win vs. San Jose

On Road:
2 - 4/12/08 in 2nd per. of 4-2 loss at Detroit
- 4/27/06 in 3rd per. of 5-4 loss at San Jose

MOST GOALS AGAINST
3 - five times, last 4/11/07 in 2nd per. of 5-4 loss vs. San Jose

At Home:
3 - 4/11/07 in 2nd per. of 5-4 loss vs. San Jose
- 4/23/06 in 1st per. of 3-0 loss vs. San Jose

On Road:
3 - 4/27/06 in 2nd per. of 5-4 loss at San Jose
- 4/15/04 in 1st per. of 4-1 loss at Detroit
- 4/7/04 in 3rd per. of 3-1 loss at Detroit

FASTEST GOALS

FASTEST GOAL FROM START OF GAME
0:16 - Adam Hall, 4/7/04 in 3-1 loss at Detroit

At Home:
5:18 - Dan Hamhuis, 4/16/08 in 3-2 win vs. Detroit

On Road:
0:16 - Adam Hall, 4/7/04 in 3-1 loss at Detroit

FASTEST GOAL AGAINST FROM START OF GAME
1:26 - Ray Whitney, 4/17/04 in 2-0 loss vs. Detroit

At Home:
1:26 - Ray Whitney, 4/17/04 in 2-0 loss vs. Detroit

On Road:
2:26 - Darren McCarty, 4/12/08 in 4-2 loss at Detroit

FASTEST GOAL FROM START OF SECOND PERIOD
2:19 - Alexander Radulov, 4/12/08 in 4-2 loss at Detroit

At Home:
2:35 - Alexander Radulov, 4/11/07 in 5-4 loss vs. San Jose

On Road:
2:19 - Alexander Radulov, 4/12/08 in 4-2 loss at Detroit

FASTEST GOAL AGAINST FROM START OF SECOND PERIOD
0:39 - Nicklas Lidstrom, 4/12/08 in 4-2 loss at Detroit

At Home:
5:31 - Mike Grier, 4/11/07 in 5-4 loss vs. San Jose

On Road:
0:39 - Nicklas Lidstrom, 4/12/08 in 4-2 loss at Detroit

FASTEST GOAL FROM START OF THIRD PERIOD
2:04 - Greg Johnson, 4/13/04 in 3-0 win vs. Detroit

At Home:
2:04 - Greg Johnson, 4/13/04 in 3-0 win vs. Detroit

On Road:
10:47 - Mike Sillinger, 4/27/06 in 5-4 loss at San Jose

FASTEST GOAL AGAINST FROM START OF THIRD PERIOD
0:37 - Kris Draper, 4/7/04 in 3-1 loss at Detroit

At Home:
0:40 - Pavel Datsyuk, 4/14/08 in 5-3 win vs. Detroit

On Road:
0:37 - Kris Draper, 4/7/04 in 3-1 loss at Detroit

FASTEST GOAL AGAINST FROM START OF OVERTIME
1:48 – Johan Franzen, 4/18/08 in 2-1 loss at Detroit

At Home:
8:14 (2OT) – Patrick Rissmiller, 4/11/07 in 5-4 loss vs. San Jose

On Road:
1:48 – Johan Franzen, 4/18/08 in 2-1 loss at Detroit

LATEST GOAL AGAINST FROM START OF OVERTIME
8:14 (2OT) – Patrick Rissmiller, 4/11/07 in 5-4 loss vs. San Jose

At Home:
8:14 (2OT) – Patrick Rissmiller, 4/11/07 in 5-4 loss vs. San Jose

On Road:
1:48 – Johan Franzen, 4/18/08 in 2-1 loss at Detroit

FASTEST TWO GOALS, TEAM
0:09 - Ryan Suter & Jason Arnott, 4/14/08 @ 16:03 & 16:12 of 3rd per. of 5-3 win vs. Detroit

At Home:
0:09 - Ryan Suter & Jason Arnott, 4/14/08 @ 16:03 & 16:12 of 3rd per. of 5-3 win vs. Detroit

On Road:
0:11 - Alexander Radulov & Jordin Tootoo, 4/12/08 @ 2:19 & 2:30 of 2nd per. of 4-2 loss at Detroit

FASTEST TWO GOALS AGAINST, TEAM
0:30 - Ray Whitney & Steve Yzerman, 4/17/04 @ 1:26 & 1:56 of 1st per. of 2-0 loss vs. Detroit

At Home:
0:30 - Ray Whitney & Steve Yzerman, 4/17/04 @ 1:26 & 1:56 of 1st per. of 2-0 loss vs. Detroit

On Road:
1:07 - Johnathan Cheechoo & Patrick Marleau, 4/25/06 @ 15:38 & 16:45 of 3rd per. of 4-1 loss at San Jose

FASTEST TWO GOALS, BOTH TEAMS
0:11 - Pavel Datsyuk (DET) & Greg de Vries (NSH), 4/16/08 @ 6:24 & 6:35 of 2nd per. of 3-2 win vs. Detroit

At Home:
0:11 - Pavel Datsyuk (DET) & Greg de Vries (NSH), 4/16/08 @ 6:24 & 6:35 of 2nd per. of 3-2 win vs. Detroit

On Road:
1:16 - Shea Weber (NSH) & Patrick Marleau (S.J), 4/27/06 @ 5:45 & 7:01 of 2nd per. of 5-4 loss at San Jose

FASTEST THREE GOALS, TEAM
3:36 - Ryan Suter, Jason Arnott & Martin Erat, 4/14/08 @ 16:03, 16:12 & 19:39 of 3rd per. of 5-3 win vs. Detroit

At Home:
3:36 - Ryan Suter, Jason Arnott & Martin Erat, 4/14/08 @ 16:03, 16:12 & 19:39 of 3rd per. of 5-3 win vs. Detroit

On Road:
29:53 - Shea Weber, Mike Sillinger & Scott Hartnell, 4/27/06 @ 5:45 of 2nd per. & 10:47 & 15:38 of 3rd per. of 5-4 loss at San Jose

FASTEST THREE GOALS AGAINST, TEAM
5:55 - Patrick Marleau, Marleau & Mark Smith, 4/27/06 @ 7:01, 11:30 & 12:56 of 2nd per. of 5-4 loss at San Jose

At Home:
10:21 - Mike Grier, Craig Rivet & Milan Michalek, 4/11/07 @ 5:31, 12:57 & 15:52 of 2nd per. of 5-4 loss vs. San Jose

On Road:
5:55 - Patrick Marleau, Marleau & Mark Smith, 4/27/06 @ 7:01, 11:30 & 12:56 of 2nd per. of 5-4 loss at San Jose

FASTEST THREE GOALS, BOTH TEAMS
1:51 - Nicklas Lidstrom (DET), Alexander Radulov (NSH) & Jordin Tootoo (NSH), 4/12/08 @ 0:39, 2:19 & 2:30 of 2nd per. of 4-2 loss at Detroit

At Home:
2:56 - Alexander Radulov (NSH), J.P. Dumont (NSH) & Mike Grier (S.J), 4/11/07 @ 2:35, 3:56 & 5:31 of 2nd per. of 5-4 loss vs. San Jose

On Road:
1:51 - Nicklas Lidstrom (DET), Alexander Radulov (NSH) & Jordin Tootoo (NSH), 4/12/08 @ 0:39, 2:19 & 2:30 of 2nd per. of 4-2 loss at Detroit

TEAM RECORDS - PERIOD

SPECIAL TEAMS

MOST POWER PLAY GOALS
3 - 4/21/06 in 1st per. of 4-3 win vs. San Jose
At Home:
3 - 4/21/06 in 1st per. of 4-3 win vs. San Jose
On Road:
1 - four times, last 4/12/08 in 2nd per. of 4-2 loss at Detroit

MOST POWER PLAY CHANCES
5 - 4/23/06 in 3rd per. of 3-0 loss vs. San Jose
At Home:
5 - 4/23/06 in 3rd per. of 3-0 loss vs. San Jose
On Road:
3 - 4/27/06 in 1st per. of 5-4 loss at San Jose
- 4/10/04 in 2nd per. of 2-1 loss at Detroit
- 4/10/04 in 1st per. of 2-1 loss at Detroit

MOST POWER PLAY GOALS AGAINST
3 - 4/23/06 in 1st per. of 3-0 loss vs. San Jose
At Home:
3 - 4/23/06 in 1st per. of 3-0 loss vs. San Jose
On Road:
2 - 4/27/06 in 2nd per. of 5-4 loss at San Jose

MOST SHORTHANDED GOALS
1 - 4/13/07 in 2nd per. of 5-2 win vs. San Jose
- 4/25/06 in 1st per. of 4-1 loss at San Jose
- 4/11/04 in 1st per. of 3-1 win vs. Detroit
At Home:
1 - 4/13/07 in 2nd per. of 5-2 win vs. San Jose
- 4/11/04 in 1st per. of 3-1 win vs. Detroit
On Road:
1 - 4/25/06 in 1st per. of 4-1 loss at San Jose

MOST SHORTHANDED SITUATIONS
5 - 4/20/07 in 2nd per. of 3-2 loss vs. San Jose
- 4/23/06 in 1st per. of 3-0 loss vs. San Jose
At Home:
5 - 4/20/07 in 2nd per. of 3-2 loss vs. San Jose
- 4/23/06 in 1st per. of 3-0 loss vs. San Jose
On Road:
4 - 4/16/07 in 2nd per. of 3-1 loss at San Jose
- 4/27/06 in 2nd per. of 5-4 loss at San Jose
- 4/25/06 in 3rd per. of 4-1 loss at San Jose

MOST SHORTHANDED GOALS AGAINST
1 - 4/20/08 in 2nd per. of 3-0 loss vs. Detroit
- 4/15/04 in 1st per. of 4-1 loss at Detroit
At Home:
1 - 4/20/08 in 2nd per. of 3-0 loss vs. Detroit
On Road:
1 - 4/15/04 in 1st per. of 4-1 loss at Detroit

PENALTY MINUTES

MOST PENALTY MINUTES
35 - 4/13/07 in 3rd per. of 5-2 win vs. San Jose
At Home:
35 - 4/13/07 in 3rd per. of 5-2 win vs. San Jose
On Road:
14 - 4/10/04 in 3rd per. of 2-1 loss at Detroit

MOST PENALTY MINUTES, OPPONENT
41 - 4/13/07 in 3rd per. of 5-2 win vs. San Jose
At Home:
41 - 4/13/07 in 3rd per. of 5-2 win vs. San Jose
On Road:
8 - 4/12/08 in 1st per. of 4-2 loss at Detroit
- 4/27/06 in 1st per. of 5-4 loss at San Jose

MOST PENALTY MINUTES BY BOTH TEAMS
76 - 4/13/07 in 3rd per. of 5-2 win vs. San Jose (S.J 41, NSH 35)
At Home:
76 - 4/13/07 in 3rd per. of 5-2 win vs. San Jose (S.J 41, NSH 35)
On Road:
16 - 4/12/08 in 1st per. of 4-2 loss at Detroit (NSH 8, DET 8)
- 4/27/06 in 3rd per. of 5-4 loss at San Jose (NSH 12, S.J 4)
- 4/25/06 in 3rd per. of 4-1 loss at San Jose (NSH 10, S.J 6)

SHOTS

MOST SHOTS
15 - 4/12/08 in 1st per. of 4-2 loss at Detroit
- 4/30/06 in 2nd per. of 2-1 loss vs. San Jose
At Home:
15 - 4/30/06 in 2nd per. of 2-1 loss vs. San Jose
On Road:
15 - 4/12/08 in 1st per. of 4-2 loss at Detroit

MOST SHOTS AGAINST
23 - 4/11/04 in 3rd per. of 3-1 win vs. Detroit
At Home:
23 - 4/11/04 in 3rd per. of 3-1 win vs. Detroit
On Road:
20 - 4/18/08 in 2nd per. of 2-1 OT loss at Detroit

MOST SHOTS BY BOTH TEAMS
33 - 4/30/06 in 2nd per. of 2-1 loss vs. San Jose (S.J 18, NSH 15)
At Home:
33 - 4/30/06 in 2nd per. of 2-1 loss vs. San Jose (S.J 18, NSH 15)
On Road:
25 - Five times, last 4/18/08 in 3rd per. of 2-1 OT loss at Detroit (DET 16, NSH 9)

FEWEST SHOTS
3 - four times, last 4/18/08 in 2nd per. of 2-1 OT loss at Detroit
At Home:
3 - 4/13/04 in 1st per. of 3-0 win vs. Detroit
On Road:
3 - 4/18/08 in 2nd per. of 2-1 OT loss at Detroit
- 4/10/08 in 3rd per. of 3-1 loss at Detroit
- 4/18/07 in 3rd per. of 3-2 loss at San Jose

FEWEST SHOTS AGAINST
2 - 4/11/07 in 3rd per. of 5-4 loss vs. San Jose
At Home:
2 - 4/11/07 in 3rd per. of 5-4 loss vs. San Jose
On Road:
3 - 4/27/06 in 3rd per. of 5-4 loss at San Jose

FEWEST SHOTS BY BOTH TEAMS
11 - 4/17/04 in 3rd per. of 2-0 loss vs. Detroit (DET 6, NSH 5)
- 4/15/04 in 2nd per. of 4-1 loss at Detroit (NSH 6, DET 5)
At Home:
11 - 4/17/04 in 3rd per. of 2-0 loss vs. Detroit (DET 6, NSH 5)
On Road:
11 - 4/15/04 in 2nd per. of 4-1 loss at Detroit (NSH 6, DET 5)

LARGEST SHOT ADVANTAGE
11 - 4/11/07 in 3rd per. of 5-4 loss vs. San Jose (NSH 13, S.J 2)
- 4/27/06 in 3rd per. of 5-4 loss at San Jose (NSH 14, S.J 3)
At Home:
11 - 4/11/07 in 3rd per. of 5-4 loss vs. San Jose (NSH 13, S.J 2)
On Road:
11 - 4/27/06 in 3rd per. of 5-4 loss at San Jose (NSH 14, S.J 3)

LARGEST SHOT DEFICIT
17 - 4/18/08 in 2nd per. of 2-1 OT loss at Detroit (DET 20, NSH 3)
- 4/20/08 in 2nd per. of 3-0 loss vs. Detroit (DET 21, NSH 4)
At Home:
17 - 4/20/08 in 2nd per. of 3-0 loss vs. Detroit (DET 21, NSH 4)
On Road:
17 - 4/18/08 in 2nd per. of 2-1 OT loss at Detroit (DET 20, NSH 3)

INDIVIDUAL RECORDS - CAREER/SEASON

GAMES PLAYED

MOST GAMES PLAYED
22 - Dan Hamhuis, 2004-08
By Defenseman
22 - Dan Hamhuis, 2004-08
MOST GAMES PLAYED AGAINST
12 - seven tied

GOALS

MOST GOALS
5 - Alexander Radulov, 2007-08
By Defenseman
3 - Shea Weber, 2006-08
MOST GOALS AGAINST
10 - Patrick Marleau (S.J), 2006-07
MOST GAME-WINNING GOALS
2 - Adam Hall, 2004-06

ASSISTS

MOST ASSISTS
7 - Paul Kariya, 2006-07
By Defenseman
6 - Dan Hamhuis, 2004-08
- Shea Weber, 2006-08
- Marek Zidlicky, 2004-08
MOST ASSISTS AGAINST
10 - Joe Thornton (S.J), 2006-07

POINTS

MOST POINTS
9 - Shea Weber (3g-6a), 2006-08
- Paul Kariya (2g-5a), 2006-07
By Defenseman
9 - Shea Weber (3g-6a), 2006-08
MOST POINTS AGAINST
14 - Patrick Marleau (S.J) (10g-4a), 2006-07

SPECIAL TEAMS

MOST POWER-PLAY GOALS
2 - Paul Kariya, 2006-07
By Defenseman
1 - Dan Hamhuis, 2004-08
- Shea Weber, 2006-08
MOST POWER-PLAY POINTS
8 - Paul Kariya (2g-6a), 2006-07
By Defenseman
4 - Kimmo Timonen (4a), 2004-07
MOST SHORTHANDED GOALS
1 - J.P. Dumont, 2007-08
- David Legwand, 2004-08
- Kimmo Timonen, 2004-07
MOST SHORTHANDED POINTS
2 - Kimmo Timonen (1g-1a), 2004-07

SHOTS

MOST SHOTS
43 - David Legwand, 2004-08
By Defenseman
33 - Kimmo Timonen, 2004-07

PENALTY MINUTES

MOST PENALTY MINUTES
34 - Scott Hartnell, 2004-07
By Defenseman
18 - Kimmo Timonen, 2004-07

GOALTENDING

MOST GAMES PLAYED
11 - Tomas Vokoun, 2004-07
MOST MINUTES PLAYED
680 - Tomas Vokoun, 2004-07
MOST WINS
3 - Tomas Vokoun, 2004-07
MOST LOSSES
8 - Tomas Vokoun, 2004-07
MOST GOALS ALLOWED
28 - Tomas Vokoun, 2004-07
LOWEST GOALS-AGAINST AVERAGE (min. 4 games)
2.47 - Tomas Vokoun, 2004-07
HIGHEST SAVE PERCENTAGE (min. 4 games)
.938 - Dan Ellis, 2008
MOST SHUTOUTS
1 - Tomas Vokoun, 2004-07
MOST ASSISTS
None
MOST POINTS
None
MOST PENALTY MINUTES
2 - Tomas Vokoun, 2004-07

INDIVIDUAL RECORDS - SEASON

GOALS

MOST GOALS
4 - J.P. Dumont, 2007
By Defenseman
2 - Shea Weber, 2006
By Rookie
3 - Alexander Radulov, 2007
MOST GOALS AT HOME
4 - J.P. Dumont, 2007
By Defenseman
1 - five times, last four in 2008
By Rookie
3 - Alexander Radulov, 2007
MOST GOALS ON ROAD
2 - Jordin Tootoo, 2008
By Defenseman
1 - Ryan Suter, 2007
- Kimmo Timonen, 2006
- Shea Weber, 2006
By Rookie
1 - Shea Weber, 2006
MOST GAME-WINNING GOALS
1 - six times, last Jason Arnott & Greg de Vries, 2008
LONGEST GOAL-SCORING STREAK
2 - six times, last Alexander Radulov (2g), 4/12-4/14/08

ASSISTS

MOST ASSISTS
5 - Paul Kariya, 2006
By Defenseman
3 - Shea Weber, 2008
- Marek Zidlicky, 2008
- Kimmo Timonen, 2006
- Shea Weber, 2007
- Jason York, 2004
By Rookie
2 - Rich Peverley, 2008
- Dan Hamhuis, 2004
MOST ASSISTS AT HOME
4 - Paul Kariya, 2006
By Defenseman
3 - Shea Weber, 2007
By Rookie
2 - Dan Hamhuis, 2004
MOST ASSISTS ON ROAD
2 - Shea Weber, 2008
- J.P. Dumont, 2007
- David Legwand, 2007
By Defenseman
2 - Shea Weber, 2008
By Rookie
1 - Rich Peverley, 2008
LONGEST ASSIST STREAK
3 - David Legwand (3a), 4/13-4/18/07
- Jason York (3a), 4/11-4/15/04

POINTS

MOST POINTS
7 - Paul Kariya (2g-5a), 2006
By Defenseman
4 - Shea Weber (1g-3a), 2008
- Kimmo Timonen (1g-3a), 2006
By Rookie
4 - Alexander Radulov (3g-1a), 2007
MOST POINTS AT HOME
5 - Paul Kariya (1g-4a), 2006
By Defenseman
3 - Shea Weber (3a), 2007
By Rookie
4 - Alexander Radulov (3g-1a), 2007
MOST POINTS ON ROAD
2 - six times, last Jordin Tootoo (2g) & Shea Weber (2a), 2008
By Defenseman
2 - Shea Weber (2a), 2008
- Kimmo Timonen (1g-1a), 2006
By Rookie
1 - Rich Peverley (1a), 2008
- Shea Weber (1g), 2006
LONGEST POINTS STREAK
4 - J.P. Dumont (4g-2a), 4/11-4/18/07

INDIVIDUAL RECORDS - SEASON/GAME

SPECIAL TEAMS

MOST POWER-PLAY GOALS
2 - Paul Kariya, 2006
By Defenseman
1 - Dan Hamhuis, 2008
- Shea Weber, 2006
By Rookie
1 - Shea Weber, 2006
MOST POWER-PLAY POINTS
6 - Paul Kariya (2g-4a), 2006
By Defenseman
3 - Kimmo Timonen (3a), 2006
By a Rookie
1 - Shea Weber (1g), 2006
MOST SHORTHANDED GOALS
1 - J.P. Dumont, 2007
- David Legwand, 2004
- Kimmo Timonen, 2006
MOST SHORTHANDED POINTS
1 - five times, last J.P. Dumont (1g) & Kimmo Timonen (1a), 2007

SHOTS

MOST SHOTS
17 - Kimmo Timonen, 2006
By Defenseman
17 - Kimmo Timonen, 2006
By Rookie
13 - Alexander Radulov, 2007

PENALTY MINUTES

MOST PENALTY MINUTES
28 - Scott Hartnell, 2007
By Defenseman
12 - Brendan Witt, 2006
By Rookie
19 - Alexander Radulov, 2007

PLUS/MINUS

HIGHEST PLUS/MINUS
+4 - J.P. Dumont, 2007
- Greg Johnson, 2004
By Defenseman
+2 - Greg Zanon, 2008
- Jason York, 2004
By Rookie
+1 - Alexander Radulov, 2007

GOALTENDING

MOST GAMES PLAYED
6 - Dan Ellis, 2008
- Tomas Vokoun, 2004
MOST CONSECUTIVE GAMES PLAYED
6 - Dan Ellis, 4/10-4/20/08
- Tomas Vokoun, 4/7-4/17/04
MOST CONSECUTIVE STARTS
6 - Dan Ellis, 4/10-4/20/08
- Tomas Vokoun, 4/7-4/17/04
MOST MINUTES PLAYED
357 - Dan Ellis, 2008
MOST WINS
2 - Dan Ellis, 2008
- Tomas Vokoun, 2004
MOST CONSECUTIVE WINS
2 - Dan Ellis, 2008, 4/14-4/16/08
- Tomas Vokoun, 4/11-4/13/04
MOST LOSSES
4 - four times, last Dan Ellis, 2008
MOST CONSECUTIVE LOSSES
4 - Chris Mason, 4/23-4/30/06
MOST GOALS ALLOWED
17 - Chris Mason, 2006
LOWEST GOALS-AGAINST AVERAGE (min. 4 games)
2.02 - Tomas Vokoun, 2004
HIGHEST SAVE PERCENTAGE (min. 4 games)
.939 - Tomas Vokoun, 2004
MOST SHUTOUTS
1 - Tomas Vokoun, 2004
LONGEST SHUTOUT STREAK
77:58 - Tomas Vokoun, 4/11-4/15/04
MOST ASSISTS/POINTS
None
MOST PENALTY MINUTES
2 - Tomas Vokoun, 2007

INDIVIDUAL RECORDS - GAME

GOALS

MOST GOALS
2 - four times, last J.P. Dumont & Peter Forsberg, 4/13/07 vs. San Jose
By Defenseman
1 - nine times, last Ryan Suter, 4/14/08 vs. Detroit
By Rookie
2 - Alexander Radulov, 4/11/07 vs. San Jose
MOST GOALS AGAINST
3 - Patrick Marleau, 4/27/06 at San Jose

ASSISTS

MOST ASSISTS
4 - Paul Kariya, 4/21/06 vs. San Jose
By Defenseman
2 - seven times, last Marek Zidlicky, 4/14/08 vs. Detroit
By Rookie
2 - Dan Hamhuis, 4/13/04 vs. Detroit
MOST ASSISTS BY OPPONENT
3 - Christian Ehrhoff, 4/25/06 at San Jose

POINTS

MOST POINTS
4 - Paul Kariya (4a), 4/21/06 vs. San Jose
By Defenseman
2 - Six times, last Shea Weber (1g-1a), 4/16/08 vs. Detroit
By Rookie
2 - Alexander Radulov (1g-1a), 4/13/07 vs. San Jose
- Alexander Radulov (2g), 4/11/07 vs. San Jose
- Dan Hamhuis (2a), 4/13/04 vs. Detroit
MOST POINTS BY OPPONENT
3 - Patrick Marleau (3g), 4/27/06 at San Jose
- Christian Ehrhoff (3a), 4/25/06 at San Jose
- Jonathan Cheechoo (1g-2a), 4/23/06 vs. San Jose

SPECIAL TEAMS

MOST POWER PLAY GOALS
1 - 12 times, last Dan Hamhuis, 4/16/08 vs. Detroit
MOST POWER PLAY GOALS AGAINST
2 - Patrick Marleau, 4/27/06 at San Jose
MOST SHORTHANDED GOALS
1 - J.P. Dumont, 4/13/07 vs. San Jose
- Kimmo Timonen, 4/25/06 at San Jose
- David Legwand, 4/11/04 vs. Detroit
MOST SHORTHANDED GOALS AGAINST
1 - Nicklas Lidstrom, 4/20/08 vs. Detroit
- Brendan Shanahan, 4/15/04 at Detroit

SHOTS

MOST SHOTS
7 - Shea Weber, 4/11/07 vs. San Jose
- Paul Kariya, 4/27/06 at San Jose
By Defenseman
7 - Shea Weber, 4/11/07 vs. San Jose
By Rookie
6 - Alexander Radulov, 4/11/07 vs. San Jose
MOST SHOTS BY OPPONENT
9 - Johan Franzen, 4/18/08 at Detroit
- Patrick Marleau, 4/11/07 vs. San Jose
- Jonathan Cheechoo, 4/23/06 vs. San Jose

INDIVIDUAL RECORDS - GAME/PERIOD

PENALTY MINUTES

MOST PENALTY MINUTES
15 - Five times, last Scott Nichol, 4/20/07 vs. San Jose

By Defenseman
10 - Kimmo Timonen, 4/10/04 at Detroit

By Rookie
15 - Alexander Radulov, 4/13/07 vs. San Jose

MOST PENALTY MINUTES BY OPPONENT
17 - Mike Grier, 4/13/07 vs. San Jose

GOALTENDING

MOST SAVES
52 - Dan Ellis, 4/18/08 at Detroit

MOST GOALS ALLOWED
5 - Tomas Vokoun, 4/11/07 vs. San Jose
- Chris Mason, 4/27/06 at San Jose

MOST PENALTY MINUTES
2 - Tomas Vokoun, 4/20/07 vs. San Jose

MOST SAVES AGAINST
39 - Evgeni Nabokov, 4/11/07 vs. San Jose

INDIVIDUAL RECORDS - PERIOD

GOALS

MOST GOALS
2 - J.P. Dumont, 4/13/07 vs. San Jose (2nd per.)

MOST GOALS AGAINST
2 - Henrik Zetterberg, 4/10/08 at Detroit (3rd per.)
- Patrick Marleau, 4/27/06 at San Jose (2nd per.)

ASSISTS

MOST ASSISTS
3 - Paul Kariya, 4/21/06 vs. San Jose (1st per.)

MOST ASSISTS BY OPPONENT
2 - six times, last Joe Thornton, 4/27/06 at San Jose (2nd per.)

POINTS

MOST POINTS
3 - Paul Kariya (3a), 4/21/06 vs. San Jose (1st per.)

MOST POINTS AGAINST
3 - Jonathan Cheechoo (1g-2a), 4/23/06 vs. San Jose (1st per.)

SPECIAL TEAMS

MOST POWER PLAY GOALS
1 - 12 times, last Dan Hamhuis, 4/16/08 vs. Detroit (1st per.)

MOST POWER PLAY GOALS AGAINST
2 - Patrick Marleau, 4/27/06 at San Jose (2nd per.)

MOST SHORTHANDED GOALS
1 - J.P. Dumont, 4/13/07 vs. San Jose (2nd per.)
- Kimmo Timonen, 4/25/06 at San Jose (1st per.)
- David Legwand, 4/11/04 vs. Detroit (1st per.)

MOST SHORTHANDED GOALS AGAINST
1 - Nicklas Lidstrom, 4/20/08 vs. Detroit (2nd per.)
- Brendan Shanahan, 4/15/04 at Detroit (1st per.)

SHOTS

MOST SHOTS
4 - Alexander Radulov, 4/12/08 at Detroit (1st per.)

MOST SHOTS AGAINST
6 - Patrick Marleau, 4/11/07 vs. San Jose (1st per.)
- Brett Hull, 4/11/04 vs. Detroit (3rd per.)

PENALTY MINUTES

MOST PENALTY MINUTES
15 - five times, last Scott Nichol, 4/20/07 vs. S.J (2nd per.)

MOST PENALTY MINUTES, OPPONENT
15 - Mike Grier, 4/13/07 vs. San Jose (3rd per.)
- Scott Hannan, 4/13/07 vs. San Jose (3rd per.)

GOALTENDING

MOST SAVES
22 - Tomas Vokoun, 4/11/04 vs. Detroit (3rd per.)

MOST SAVES AGAINST
15 - Dominik Hasek, 4/12/08 at Detroit (1st per.)
- Vesa Toskala, 4/30/06 vs. San Jose (2nd per.)

MOST GOALS ALLOWED
3 - five times, last Tomas Vokoun, 4/11/07 vs. San Jose (2nd per.)

MEDIA INFORMATION

PRESS, RADIO & TV INFORMATION

PRESS INFORMATION
Inquiries about the Predators may be directed to Tim Darling (615-770-2380) or Kevin Wilson (615-770-2335) of the club's communications department.

CREDENTIALS
Season passes are issued to those members of the media who regularly cover the Nashville Predators. These passes will be honored for entrance to the Sommet Center and all working areas for all 2009-10 regular-season home games. Single-game credentials must be submitted by email on company letterhead to Kevin Wilson (kwilson@nashvillepredators.com) by 1:00 p.m. on the day prior to the game in question. Press box space is limited; for this reason, the Predators cannot guarantee credentials to those members of the media who request such passes after the deadline.

Credentials will be confiscated if worn by members of the media whose names do not appear on the credential. Only credentialed members of the media are allowed to sit in the press box.

MEDIA ENTRANCE
All credentialed media may enter the media/Suite Level Club entrance of the Sommet Center on Fifth Avenue. The entrance will be open three hours prior to face-off and credentials will be available at this entrance after it has been opened.

PHOTOGRAPHERS
Accredited photographers may shoot from the photo boxes adjacent to the players' benches and other designated areas. Freelance photographers will not be permitted. Location assignments are issued by the Predators' communications department and coordinated with team photographer John Russell. No roving passes will be issued.

PRESS BOX & RADIO/TV BOOTHS
The press box and radio/TV booths are located at the top of arena seats in sections 310 and 311 (southwest corner of the Sommet Center). All media should take the southwest corner freight elevator to the fourth level. The press box is equipped monitors, telephones and wireless internet service.

WIRELESS INTERNET SERVICE
Wireless internet service is available (free of charge) to media in the event-level media lounge and in the press box. For assistance, please contact Casey Millar at (615) 642-6203.

PRE-GAME
The Predators' locker room corridor will be open until 90 minutes before each game. A representative from the Predators' communications department will be present to assist members of the media wishing to interview players. Television and radio stations seeking live or taped pre-game interviews must request the coach or player and state the specific interview time to media relations representatives AT OR BEFORE the game-day skate.

POST-GAME
Head Coach Barry Trotz will be available in the event-level media lounge for his post-game press conference following each home game. The Predators' locker rooms will open no later than ten minutes following the conclusion of the game. Transcriptions or audio clips of both head coaches' post-game press conferences, as well as various Predators player quotes from the locker room will be distributed to the media in a timely manner following each home game.

MEDIA WORK ROOMS
Workrooms and pre-game meals are available in the media dining area on the event level in the northwest corner of the arena. These rooms open three hours before the opening face-off. There is a second media lounge adjacent to sections 310 and 311. Statistical information, beverages and snacks will be available in the upper lounge during intermissions. Credentials must be displayed at all times to gain access to all media areas.

PRACTICE SESSIONS
Locker rooms will open ten minutes (maximum) after the conclusion of practice. In the event of a team meeting, the room will open at the conclusion of the meeting.

BETWEEN-PERIOD TV INTERVIEWS
Requests are to be made before or during the morning skate. A media relations representative will be on hand to assist with all requests.

PRESS, RADIO & TV INFORMATION

OFF-LIMITS

The medical room and shower and lavatory areas will be closed to all media. The main locker room, weight room and player lounge will be open to the media. Media are not permitted to enter the coaches' offices unless escorted by a member of the Predators communications department.

INJURY REPORTS

Predators General Manager David Poile, Head Coach Barry Trotz and communications personnel are the only Predators representatives who will offer comments on player injuries or injury updates.

FINDING THE SOMMET CENTER

From the west on I-40, follow Nashville signs and exit on Broadway (209B). Turn left on Broadway and the Sommet Center will be on your right, between 6th and 5th avenues.

From the east on I-40, follow I-40 West, take the Memphis fork, exit on Broadway (209A). Turn right on Broadway and the Sommet Center will be on your right, between 6th and 5th avenues. From the north on I-65, follow I-65 South to I-40 West. When I-40 splits, take I-40 East to the right. Take the Broadway exit (209B). Turn left on Broadway and the Sommet Center will be on your right, between 6th and 5th avenues.

From the south on I-65, stay north on I-65 to I-40 West toward Memphis, exit on Broadway (209A). Turn right and the Sommet Center will be on your right between 6th and 5th avenues. From the southeast on I-24, follow I-24 West to I-40 West toward Memphis. Exit on Broadway (209A). Turn right and the Sommet Center will be on your right between 6th and 5th avenues.

From the northwest on I-24, follow I-24 East to I-65 South to I-40 West. When I-40 splits, take I-40 East to the right. Take the Broadway exit (209B). Turn left on Broadway and the Sommet Center will be on your right, between 6th and 5th avenues.

FINDING CENTENNIAL SPORTSPLEX

From I-40 West (Airport), follow Memphis signs to I-440. Stay on I-440 until West End Avenue. Take a right off the exit ramp and stay on West End Avenue until 25th Avenue. Take a left on 25th and Centennial Sportsplex will be on your right.

From Downtown, Broadway will turn into West End Avenue and follow until 25th Avenue. Turn right and Centennial Sportsplex will be on the right.

MISCELLANEOUS	
Executive Offices:	Sommet Center, Corner of Sixth Avenue & Broadway (501 Broadway)
Home Ice:	Sommet Center
Seating Capacity:	17,113
Press Box:	Sixth Avenue side
Press Room:	Fifth Avenue side
Television Facilities:	Sixth Avenue side
Radio Facilities:	Sixth Avenue side
Media Entrance:	Suite Level Club (Fifth Avenue)
Rink Dimensions:	200 feet x 85 feet
Ends and Sides of Rink:	Athletica Plexiglass: corners - 8 feet, sides - 6 feet
Club Colors:	Blue, gold, silver, steel, orange
Television Outlet:	FOX Sports Tennessee (Nashville Comcast channel 28)
Radio Outlets:	WGFX (104.5-FM) & WRQQ (97.1-FM)
Press Box Phone:	615-770-2165
Communications Fax:	615-770-2295

HOCKEY OPERATIONS

ORDER OF SELECTION FOR 2010 ENTRY DRAFT

The NHL's annual Draft Drawing is a weighted lottery system to determine the order of selection for the first 14 picks of the 2010 Entry Draft.

The 14 teams that did not qualify for the Stanley Cup Playoffs, or clubs that acquired those clubs' 2010 first-round draft picks, participate in the Drawing.

The Club selected in the drawing may not move up more than four positions in the draft order, thus only the five Clubs with the fewest regular-season points have the opportunity to receive the first overall selection.

No Club can move down more than one position as a result of the Draft Drawing.

In the first round of the 2010 Entry Draft, the order of selection is as follows:

a) The first 14 selections, as determined by the Draft Drawing (see above);
b) Clubs eliminated in the first two rounds of the 2010 Stanley Cup Playoffs, regular-season division winners excluded, in inverse order of points;
c) Regular-season division winning clubs eliminated in the first two rounds of the 2010 Stanley Cup Playoffs, in inverse order of points;
d) Clubs eliminated in the 2010 Conference Finals, in inverse order of points;
e) Stanley Cup finalist
f) Stanley Cup champion

In the second and subsequent rounds the order of selection is as follows:

a) Non-playoff clubs in inverse order of points;
b) Clubs eliminated in the first two rounds of the 2010 Stanley Cup Playoffs, regular-season division winners excluded, in inverse order of points;
c) Regular-season division winning clubs eliminated in the first two rounds of the 2010 Stanley Cup Playoffs, in inverse order of points;
d) Clubs eliminated in the 2010 Conference Finals, in inverse order of points;
e) Stanley Cup finalist
f) Stanley Cup champion

ELIGIBILITY FOR CLAIM

a) All Players age 18 or older are eligible for claim in the Entry Draft, except:

i. a Player on the Reserve List of a Club, other than as a try-out;
ii. a Player who has been claimed in two prior Entry Drafts;
iii. a Player who previously played in the League and became a Free Agent pursuant to this Agreement;
iv. a Player age 21 or older who: (A) has not been selected in a previous Entry Draft and (B) played hockey for at least one season in North America when he was age 18, 19, or 20 and shall be eligible to enter the League as an Unrestricted Free Agent pursuant to Article 10.1(d); and 18
v. a Player age 22 or older who has not been selected in a previous Entry Draft and shall be eligible to enter the League as an Unrestricted Free Agent pursuant to Article 10.1(d).

UNSIGNED DRAFT CHOICES

a) A player aged 18 or 19 who was selected in the first three rounds of the Entry Draft and who was not signed by his NHL Club may not be retained by the Club and must be returned to his junior Club no later than the day prior to the opening of the NHL regular season.

b) A player aged 18 or 19 who was selected in the fourth or subsequent rounds who has not been signed by his NHL Club may not be retained by his Club and must be returned to his junior Club no later than the fourth day prior to the opening of the NHL regular season.

ENTRY LEVEL PLAYERS

1. Players 18 through 21 years of age when signing their first contract must remain in the entry-level system for a period of three years; players age 22 and 23 when signing their first contract are in the entry level system for two years; while those age 24 when signing their first contract are in the entry level system for one year. Age is defined as the player's age on September 15 of the calendar year in which he signs the contract, regardless of his actual age on the date he signs such contract.

2. In the event that a signed 18 or 19-year-old player does not play a minimum of 10 NHL games (regular season and/or playoffs) in his first season under contract, the term of his player contract and his number of years in the entry level system will be extended for a period of one year. The exception to this is a 19-year-old player who turns 20 years of age between September 16 and December 31 in his first contract year.

3. In the event that a player signs his first contract at age 18 and has had his Player Contract extended for one season already, and such player does not play at least 10 NHL games (regular season and/or playoffs) in the second season under that player's Player Contract, then the term of his Player Contract and his number of years in the Entry Level System shall be extended for one additional year.

23-MAN ROSTER

There may be a maximum of 23 players on each Club's playing roster at any one time from the commencement of the NHL regular season through the trade deadline. Prior to the start of the season, each Club must submit to the NHL its "Opening Day Playing Roster" which shall be comprised of not more than 23 players. Each Club must have a roster of at least 20 players, composed of 18 skaters and two goaltenders. Players on Injured Reserve do not count in the 23-Man Roster limit.

INJURED RESERVE LIST

In the event that a player is injured and a Club wishes to place him on the Injured Reserve List, the Club must follow these procedures.

1. A Club may place a player on the injured reserve list if such player is injured, disabled or ill and unable to perform his duties as a hockey player after having passed the Club's initial physical examination in that season.
2. A player who has an injury that renders him physically unable to play for a minimum of seven days after that date of the injury can be placed on the Club's Injured Reserve List. Once a player is placed on the injured reserve, the Club may replace said player on its NHL roster with another player. All determinations that a player has suffered an injury warranting injured reserve status must be made by the Club's medical staff and in accordance with the Club's medical standards.
3. A player placed on Injured Reserve is ineligible to compete in NHL games for a period of not less than seven days from the date of injury.
4. Players on Injured Reserve may attend Club meetings and meals, travel with the Club and participate in practice sessions.
5. Players on Injured Reserve are prohibited from appearing in games, participating in pre-game warm-ups with their Clubs, or dressing in game uniforms on game days.

REGULAR SEASON WAIVERS

For purposes of Regular Waivers and Re-Entry Waivers, the five (5) year exemption for an 18 year old skater and the four (4) year exemption for a 19 year old skater shall both be reduced to three (3) years commencing the first season that the 18 or 19 year old skater plays in eleven (11) NHL Games or more. The next two (2) seasons, regardless of whether the skater plays any NHL Games in either season, shall count as the second and third years toward satisfying the exemption. For purposes of Regular Waivers and Re-Entry Waivers, the six (6) year exemption for an 18 year old goalie and the five (5) year exemption for a 19 year old goalie shall both be reduced to four (4) years commencing the first season that the 18 or 19 year old goalie plays in eleven (11) NHL Games or more. The next three (3) seasons, regardless of whether the goalie plays any NHL Games in any of those three (3) seasons, shall count as the next three (3) years toward satisfying the exemption.

The first season in which a Player who is age 20 or older plays in one (1) or more Professional Games shall constitute the first year for calculating the number of years he is exempt from Regular Waivers and Re-Entry Waivers.

A Player 25 years old or older who plays in one (1) or more Professional Games in any season shall be exempt from Regular Waivers and Re-Entry Waivers for the remainder of that season.

TIE-BREAKING PROCEDURES

At the conclusion of the regular season, the standing of the teams in each Conference shall be determined in accordance with the following priorities in the order listed:

a) First place in each of the three (3) divisions seeded 1, 2, and 3.
b) The higher number of points earned by the Club.
c) The greater number of games won by the Club.
d) The higher number of points earned in games against each other among two (2) or more Clubs having equal standing under priority (b) and (c)**
e) The greater differential between goals scored for and against by Clubs having equal standing under priority (d).

** NOTE: For the purpose of determining standing under priority (d) for two or more tied Clubs that have not played an even number of games with one or more of the other tied Clubs, the first game played in the city that has the extra game (the "odd game") shall not be included. When more than two Clubs are tied, the percentage of available points earned in games among each other (and not including any "odd games") shall be used to determine standing.

SOMMET CENTER INFORMATION

The Sommet Center opened in December 1996 and has hosted more than 12 million guests. It has become Nashville's No. 1 venue for large-scale musical productions, as well as one of the nation's most highly-acclaimed entertainment and sports venues. Seating capacity is approximately 20,000 for concerts, 19,395 for basketball and 17,113 for Nashville Predators games.

Formerly known as the Nashville Arena and the Gaylord Entertainment Center, the building became the Sommet (pronounced SO-may) Center on May 18, 2007 after the Tennessee-based Sommet Group entered into a multi-year naming-rights partnership with the Predators and Powers Management. The Sommet Group is an established, family-owned collection of companies that provides non-revenue generating business functions (such as human resources administration, payroll processing, insurance and risk management services, tailored benefits programs, as well as information technology consulting and customized software development) to small and medium-sized businesses throughout the United States.

A new state-of-the-art integrated scoring and video display system using the latest in sports videoboard technology was installed in the building in August 2007, and has been in operation for the past two seasons. Designed and constructed by ANC Sports in New York, the board is 100 percent LED-based and runs on a digital operating system, which also required a new control room to be build near the entrance tunnel to the arena bowl. The renovations were part of a more than $4 million facelift to the Sommet Center during the summer of 2007.

The entrance to the Sommet Center is positioned on the corner of Broadway and Fifth Avenue facing the Ryman Auditorium, the original home of the Grand Ole Opry. The architects designed this as a tribute to Nashville's music roots.

The development of the arena exemplifies the city's changing persona and has been a catalyst for other projects in the surrounding area including the Country Music Hall of Fame, the downtown public library, the Frist Center for the Visual Arts and the Schermerhorn Symphony Center. A number of downtown living options – including several new condominiums – continue to spring up in close proximity to the Sommet Center.

Initiated by Nashville Mayor Phil Bredesen and approved by the Metro/Davidson County Council in 1993, the Sommet Center uniquely embraces Nashville's heritage as "Music City, U.S.A." For the event planner, the spectator, the athlete and the performer, the arena is equipped to deliver the latest in high-quality, "user-friendly" features. A soundstage-quality rehearsal hall is a part of the facility, making the arena a perfect site for concert performers.

In addition to serving as the home of the Nashville Predators, the Sommet Center has hosted a wide variety of sporting events including the U.S. National Figure Skating Championship (1997), the NCAA Men's Basketball Tournament (2000, 2003 & 2005), the SEC Men's Basketball Tournament (2001 & 2006), the SEC Women's Basketball Tournament (2002, 2004 & 2008) and the 2003 NHL Entry Draft. The venue has also been awarded the 2014 NCAA Women's Final Four, the 2011 and 2012 SEC Women's Basketball Tournament and the 2010 and 2014 SEC Men's Basketball Tournament.

Community events have included the annual Mayor's First Day Festival and the Country Freedom Concert benefiting the Salvation Army Disaster Relief Fund. The venue has also hosted the CMA Awards show the past three years (2006-08), which were broadcasted live to national audiences on network television.

Featured performers at the Sommet Center have included Beyonce, Garth Brooks, Justin Timberlake, Elton John, Billy Joel, Metallica, Celine Dion, Cher, Toby Keith, Simon & Garfunkel, Bruce Springsteen, Eric Clapton, The Rolling Stones, Neil Diamond, Tina Turner, Alan Jackson, Keith Urban, Kenny Chesney as well as Tim McGraw and Faith Hill.

ARENA QUICK FACTS

- Won 2008 Large Concert Venue of the Year Award from the International Entertainment Buyers Association and 2008 Prime Site Award from *Facilities Magazine*.

- Nominated for the *Pollstar* Concert Industry Venue of the Year award in both 2007 and 2008.

- Features a 22-story tower that (in its base) houses the Nashville Convention & Visitors Bureau Visitors' Center, the Tennessee Sports Hall of Fame, XM Radio studio/channel and a 70-seat theater.

- The Nashville Convention and Visitors Bureau (CVB) operates a Visitor Information Center in the glass tower of the Sommet Center. The staffed center, which welcomes more than half a million visitors a year, is open seven days a week, with extended hours in the summer and during Sommet Center events. In addition to literature, maps, discount coupons and general information, the center features exhibits, children's programming ideas, an on-line information station and a great selection of Nashville merchandise. For more information, visit www.nashvillecvb.com.

- The Tennessee Sports Hall of Fame Museum is a 7,200-sq.-ft. facility located on the main level of the Sommet Center. The Museum features interactive games and displays such as a Nashville Predators showcase, a virtual reality one-on-one basketball game, a strength training apparatus used by Olympic swimmers, college football and basketball exhibits, NASCAR video games, two 30-seat theaters with sports videos and more.

- The 260-seat, 7,000-sq.-ft. Suite Level Club is located on the lower suite level and is accessible from Fifth Avenue. A central kitchen and full catering facility serves the club as well as the suites and club seats. The fine-dining experience is open before and after games and hosts a number of banquets and receptions. To make reservations, call (615) 770-2477.

- The 225-seat All-Inclusive Zone is at the south end of the Sommet Center overlooking the ice. In addition, the club-level bar and grill on the building's west side has been upgraded to feature cafe-style tables and seating.

- Completed in November 2008, the Fox Sports Tennessee Zone is a sports bar located just off the main concourse. It hosts *Predators Live*! a post-game show featuring highlights and interviews. The FS Tennessee Zone features tabletop seating and flat-screen high-definition televisions.

- A 13,500-square-foot rehearsal hall is connected to the Sommet Center. The space, used by a number of touring acts, is available for rent.

- The Predators Pro Shop is located in the main lobby and is accessible from the entrance at Fifth and Broadway. For store hours and information, please call (615) 770-2437.

- The Sommet Center hosts Metro's Registry of Deeds (615-862-6790) and the Metro North Police precinct.

- From floor to ceiling, the highest point in the Sommet Center reaches 130 feet (about the height of a 13-story building) with the roof covering eight acres.

- There are four levels of seating at the arena. Handicapped-accessible seating is available at every level and the building holds two escalators.

- Linked to the Nashville Convention Center by a climate-controlled underground pedestrian walkway, the building is able to accommodate large conventions and major national entertainment and sporting events.

- An attached parking garage includes 250 parking spaces for suiteholders, handicapped patrons and regular patron parking. There are more than 12,500 public parking spaces located within a 10-minute walk from the facility.

ADDRESS:	501 Broadway, Nashville, TN 37203 www.sommetcenter.com
PHONE:	615-770-2000
COST:	$160 million
ARCHITECT:	HOK Sports, Kansas City, Missouri
OWNERSHIP:	Sports Authority, Metropolitan Government of Nashville and Davidson County
SQUARE FOOTAGE:	More than 1 million
LUXURY SUITES:	72 (42 lower, 30 upper)
ARENA CLUB:	The Suite Level Club, located on the Lower Club Level (7,000 square feet, seating for 260)
BOX OFFICE:	Located in main entrance (corner of Fifth and Broadway)
PUBLIC RESTROOMS:	47 public restrooms
CONCESSION STANDS:	23 concession stands located on three levels, including 130 point-of-sale locations
PREDATORS PRO SHOPS:	There are two – one near the main entrance and one near the south entrance of the Sommet Center

SOMMET CENTER POLICIES

FAN RELATIONS DEPARTMENT

The Nashville Predators fan relations department is dedicated to serving Predators fans and ensuring that the Predators experience is a positive one. Please feel free to email fan relations at predators@nashvillepredators.com, visit them at Guest Services located behind section 104 near the Sommet Center Conference Rooms or phone them at 615-770-PUCK (press #4).

TICKET INFORMATION/BOX OFFICE

Phone number: 615-770-PUCK (Predators Directory)
1-800-745-3000 (Ticketmaster)
www.nashvillepredators.com
www.ticketmaster.com
Box Office Hours: Monday-Saturday, 10 a.m.-5 p.m.
Payment: Visa, Mastercard, American Express, Discover

WEBSITE

Nashvillepredators.com is the definitive source for all things Nashville Predators. For everything from player/team features, recaps of events in the community and an interactive video player branded "Predators TV," visit the club's official website.

ADA ACCESSIBLE PARKING AND SEATING

There is free limited ADA parking in the Sommet Center's 6th Avenue garage with a permit. The 6th Avenue garage will open one hour before the doors open. There is ADA seating available in every price range. Sitting in an ADA-designated seat without a ticket for that seat is strictly prohibited. All Sommet Center restrooms are wheelchair accessible. For convenience, there are unisex-accessible restrooms located throughout the Sommet Center at sections 103, 109, 111, 117, 216, 312 and 322.

SAFETY AND COURTESY

- There is serious risk and danger incidental to the game of hockey. Injury due to flying pucks and sticks that leave the playing area can happen at any point during the game, even during warm-ups.
- In order to keep play visible for those seated, all guests are asked to cooperate with ushers holding "Puck in Play" signs, and wait for stoppages in play before leaving or returning to the seating area.

ATM MACHINES

ATM machines are located under the escalator in the main food court, outside Section 117 as well as near the Visitors Center.

LOST AND FOUND

The Sommet Center Lost and Found is located behind section 104 near the Sommet Center Conference Rooms during games. After events, please call the security office (615-770-2050).

MERCHANDISE

The Predators Pro Shop is located on the main concourse, while merchandise kiosks are located throughout the building. Call 615-770-2437 for Pro Shop hours on non-game days.

SEATING

- Patrons 24 months and older are required to have a ticket.
- Exit/re-entry into the Sommet Center is strictly prohibited.
- Smoking is prohibited and against the law inside the Sommet Center. Guests wishing to smoke may do so on the fourth level parking garage near section 313, or outside the south entrance to the building near section 113.
- Patrons must retain their ticket stubs and be ready to show them to the usher each time they re-enter the seating area.

GENERAL

- Selling tickets on Sommet Center property is strictly prohibited.
- Bottles, cans, food, beverages, coolers, laser pointers, beach balls, frisbees, shoes with wheels, noise makers, fireworks, illegal items, drugs and alcohol, video cameras, still cameras with lenses larger than 200 mm, weapons and dangerous devices of any kind are all strictly prohibited in the Sommet Center. All guests found with any of these items will be subject to ejection from the building.
- Banners over 2'x3' are prohibited, and no banners can be attached to any part of the building.
- Intoxicated patrons will not be allowed into the Sommet Center, and will be subject to ejection if found inside the building.
- All fans in the Sommet Center must be properly dressed at all times. Shirts and shoes are required at all times and clothing which include profanity are prohibited. Fans dressed inappropriately will be subject to ejection from the facility.

CENTENNIAL SPORTSPLEX

222 25th Avenue North, Nashville, TN 37203 • (615) 862-8480

The Thomas Frist Centennial Sportsplex is operated by the Metro Board of Parks and Recreation in Nashville. The facility was made possible by a landmark land exchange between Metro Parks and healthcare provider Hospital Corporation of America (HCA). The city exchanged 10 prime acres adjacent to Centennial Park for $12 million. The money was used to build the Sportsplex.

The $20 million, 145,000 square-foot Sportsplex features a tennis center, a fitness center, an aquatics center and two full-size ice rinks. The aquatics center, named after Olympian Tracy Caulkins, has been the site of numerous national swim meets and, to date, still holds one of the fastest times ever swam for the men's 50-meter freestyle, set in the inaugural swim meet in February 1990 by Olympian Tom Jager.

The ice arena is home to the Nashville Predators' practice facility which opened on February 1, 1999. The Sportsplex is also the home of the Predators' youth hockey school, summer development camp and training camp.

In addition, Centennial Sportsplex hosts adult hockey leagues, figure skating, numerous public sessions, figure skating competitions, ice shows, hockey tournaments and camps. In 1997, it was one of the sites for the USFSA National Championships.

The fitness center includes free weights and weight machines for complete workouts as well as daily aerobics classes.

Centennial Sportsplex offers instructional classes in skating, swimming and tennis, as well as public usage in each of those areas. The ice arena and aquatic area also offers special rates for parties, schools and group events. For further information, contact the Centennial Sportsplex at (615) 862-8480.

MEDICAL GLOSSARY

ABDUCTION: Movement of a joint away from the center of the body.

AC JOINT (ACROMIOCLAVICULAR JOINT): Joint of the shoulder where acromion process of the shoulder blade and the distal end of the collarbone meet; most shoulder separations occur at this point.

ADDUCTION: Movement of a joint toward the center of the body.

ADHESION: Abnormal adherence of collagen fibers to surrounding structures during immobilization following trauma or as a complication of surgery which restricts normal elasticity of the structures involved; or scar tissue which forms after trauma or surgery which can restrict normal motion.

AEROBIC: Exercise in which energy needed is supplied by oxygen inspired and is required for sustained periods of vigorous exercise with a continually high pulse rate.

ANABOLIC STEROIDS: Steroids that promote tissue growth by creating protein in an attempt to enhance muscle growth. The main anabolic steroid is testosterone (male sex hormone).

ANAEROBIC: Exercise without the use of oxygen as an energy source; short bursts of vigorous exercise.

ANTERIOR CRUCIATE LIGAMENT (ACL): A primary stabilizing ligament within the center of the knee joint that prevents hyperextension and excessive rotation of the joint. A complete tear of the ACL necessitating reconstruction could require up to 12 months of rehabilitation.

ANTI-INFLAMMATORY: Any agent which prevents inflammation, such as aspirin or ibuprofen.

ARTERIOGRAM: A film demonstrating arteries after injection of a dye.

ARTHROGRAM: X-ray technique for joints using air and/or dye injected into the affected area; useful in diagnosing meniscus tears of the knee and rotator cuff tears of the shoulder.

ARTHROSCOPE: An instrument used to visualize the interior of a joint cavity.

ARTHROSCOPY: A surgical examination of the internal structures of a joint by means of observation through an arthroscope. An arthroscopic procedure can be used to remove or repair damaged tissue or as a diagnostic procedure in order to inspect the extent of any damage or confirm a diagnosis.

ATROPHY: To shrivel or shrink from disuse; as in muscular atrophy.

BAKER'S CYST: Localized swelling of a bursa sac in the back of the knee as a result of fluid that has escaped from the knee capsule. A Baker's cyst indicates that there is a trauma inside the knee joint that leads to excessive fluid production.

BONE SCAN: An imaging procedure in which a radioactive-labeled substance is injected into the body to determine the status of a bone injury. If the radioactive substance is taken up by the bone at the injury site, the injury will show as a 'hot spot' on the scan image.The bone scan is particularly useful in the diagnosis of stress fractures.

BURSA: A fluid-filled sac located in areas where friction is likely to occur. The bursa sac minimizes the friction, for example, between a tendon and bone.

CARTILAGE: Smooth, slippery substance preventing two ends of bones from rubbing together and grating. Most joints use this to cover bones next to each other. A meniscus is made of cartilage.

CAT SCAN (COMPUTERIZED TOMOGRAPHY): Use of a computer to produce a cross-sectional view of the anatomical part being investigated from x-ray data.

CHONDROMALACIA: Roughening of the articular cartilage. Best known for the roughening of the underside of the kneecap, which can occur in any kneecap injury.

CLAVICLE: Collarbone; the bone connecting the breastbone with the shoulder blade.

COCCYX: The 'tailbone,' a group of four vertebrae that are fused together to form a small triangular bone, located at the terminal end of the spine.

CONCUSSION: Jarring injury of the brain resulting in dysfunction. It can be graded as mild, moderate or severe, depending on loss of consciousness, amnesia and loss of equilibrium.

CONTUSION: An injury to a muscle and tissues caused by a blow from a blunt object.

CORTICOSTEROIDS: Used to suppress joint inflammation and inflammation in a bursa or near tendons.

CRYOTHERAPY: A treatment with the use of cold.

CYST: Abnormal sac containing liquid or semi-solid matter.

DEGENERATIVE JOINT DISEASE: Changes in the joint surfaces as a result of repetitive trauma and 'wear and tear'.

DELTOID LIGAMENT: Ligament that connects the tibia to bones of the medial aspect of the foot and is primarily responsible for stability of the ankle on the medial side. Is sprained less frequently than other ankle ligaments.

DELTOID MUSCLE: Muscles at the top of the arm, just below the shoulder, responsible for shoulder motions in the front, side and back.

DISC INTERVERTEBRAL: A flat, rounded plate between each vertebrae of the spine. The disc consists of a thick fiber ring which surrounds a soft gel-like interior. It functions as a cushion and shock absorber for the spinal column.

DISLOCATION: Complete displacement of joint surfaces.

ELECTROMYOGRAM (EMG): Test to determine nerve function.

EPICONDYLITIS: Inflammation in the elbow due to overuse. Common in tennis players (outer part of elbow) and golfers (inner part of elbow).

ETIOLOGY: Study of the cause of injury and disease.

EXTENSION: Action of straightening of a joint as achieved by an extensor muscle.

FASCIA: A connective tissue sheath consisting of fibrous tissue and fat which unites the skin to the underlying tissue.

FAT PERCENTAGE: The amount of body weight that is adipose, fat tissue. Fat percentage can be calculated by underwater weighing, measuring select skinfold thickness or by analyzing electrical impedance.

FEMUR: Thighbone; longest bone in the body.

FIBULA: Smaller of the two bones in the lower leg; runs from the knee to the ankle along the outside of the lower leg.

FLEXIBILITY: The ability of muscle to relax and yield to stretch forces.

FRACTURE: Breach in continuity of a bone. Types of fractures include simple, compound, comminuted, greenstick, incomplete, impacted, longitudinal, oblique, stress or transverse.

GLENOHUMERAL: The shoulder girdle; consists of the glenoid capsule, head of the humerus and labrum.

GLENOID: Cavity of the scapula into which the head of the humerus fits to form the shoulder girdle.

GLENOID LABRUM: A rim of fibrocartilaginous tissue attached around the margin of the glenoid fossa.

GRADE ONE INJURY: A mild injury in which ligament, tendon or other musculoskeletal tissue may have been stretched, but not torn or otherwise disrupted.

GRADE TWO INJURY: A moderate injury in which musculoskeletal tissue has been partially, but not totally torn, causing appreciable limitation in function of the injured tissue.

GRADE THREE INJURY: A severe injury in which tissue loss has been significant, and in many cases, totally torn or otherwise disrupted, causing a virtual loss of function.

GROIN: Junction of the thigh and abdomen, location of muscles that rotate, flex and adduct the hip.

HAMMER TOE: Condition when the first digit of a toe is at a different angle that the remaining digits of the same toe.

HAMSTRING: Category of muscle that runs from the buttocks to the knee along the back of the thigh. It functions to flex the knee and is often times injured as a result of improper conditioning or lack of muscle flexibility.

MEDICAL GLOSSARY

HEMARTHROSIS: Accumulation of blood within a joint as a result of an acute injury.

HEMATOMA: Mass produced by an accumulation of coagulated blood in a cavity or in soft tissues.

HIP POINTER: Contusion to the iliac crest.

HYDROTHERAPY: Treatment using water.

HYPEREXTENSION: Extreme extension of a limb or body part.

ILIOTIBIAL BAND: A thick, wide fascial layer that runs from the iliac crest to the knee joint on the outside of the thigh.

INFLAMMATION: The body's natural response to injury in which the injury site might display various degrees of pain, swelling, heat, redness and/or loss of function.

ISOMETRIC CONTRACTION: Muscular contraction in which tension is developed but no mechanical work is done.

LABRUM (LABRUM GLENOIDULE): The cartilage of the glenoid cavity in the shoulder. A lip-edged or lip-like structure.

LATERAL COLLATERAL LIGAMENT (LCL): Ligament of the knee along the outer aspect that connects the femur to the fibula. It provides lateral stability to the joint.

LIGAMENT: Band of fibrous tissue that connects bone to bone or bone to cartilage and supports and strengthens joints.

MAGNETIC RESONANCE IMAGING (MRI): Imaging procedure in which a radio frequency pulse causes certain electrical elements of the injured tissue to react to this pulse and through this process a computer display and permanent film establish a visual image. MRI does not require radiation and is very useful in the diagnosis of soft tissue, disc and meniscus injuries.

MEDIAL COLLATERAL LIGAMENT (MCL): Ligament of knee along the inner aspect that connects the femur to the tibia.

MENISCUS: Crescent-shaped cartilage, usually pertaining to the knee joint; also known as cartilage. There are two menisci in the knee -medial and lateral. These work to absorb weight within the knee and provide stability.

METACARPALS: Five long bones of the hand, joining the fingers to the wrist.

METATARSALS: Five long bones of the foot, running from the ankle to the toes.

MYOSITIS: Inflammation of a muscle.

ORTHOTIC: Any device applied to or around the body of physical impairment of disability. Commonly used to control foot mechanics.

OSTEOCHONDRITIS DESSICANS: A piece of bone and/or cartilage loosened from its attachment after trauma and a cause of a lesion.

OSTEOMYELITIS: An inflammatory disease of bone caused usually by infection with streptococcus or staphylococcus bacteria.

PATELLA: The kneecap. The patella functions to protect the distal end of the femur as well as increase the mechanical advantage and force generating capacities of the quadriceps muscle group.

PLANTAR FASCIITIS: Inflammation of the plantar (a thick tissue on the bottom of the foot which helps create the arch) fascia; associated with overuse or acute foot injury.

POSTERIOR CRUCIATE LIGAMENT (PCL): A primary stabilizing ligament of the knee that provides significant stability and prevents displacement of the tibia backward within the knee joint. A complete tear of this ligament necessitating reconstruction could require up to 12 months of rehabilitation.

QUADRICEP MUSCLES: A group of four muscles of the front thigh that run from the hip and form a common tendon at the patella; they are responsible for knee extension.

RADIUS: Bone in the forearm from elbow to the thumb side of the wrist.

RECONSTRUCTION: Surgical rebuilding of a joint using natural, artificial or transplanted materials.

ROTATOR CUFF: Comprised of four muscles in the shoulder area that can be irritated by overuse. The muscles are the supraspinatus (most commonly injured), infraspinatus, teres minor and subscapularis.

SACROILIAC: Junction of the sacrum, the lower back bone, with the pelvis.

SACRUM: Group of five fused vertebrae located just below the lumbar vertebrae of the lower back, which form part of the pelvis.

SCAPULA: Shoulder blade.

SCIATICA: Irritation of the sciatic nerve resulting in pain or tingling running down the inside of the leg.

SCIATIC NERVE: Major nerve that carries impulses for muscular action and sensations between the low back and thigh and lower leg; it is the longest nerve in the body.

SHIN SPLINT: A catch-all syndrome describing pain in the shin that is not a fracture or tumor and cannot be defined otherwise.

SPLEEN: Large, solid organ responsible for the normal production and destruction of blood cells located under the left rib cage.

SPONDYLOSIS: Abnormal vertebral fixation or immobility.

SPRAIN: Injury resulting from the stretching or twisting of the joint and causes various degrees of stretching or tearing of a ligament or other soft tissue at the joint.

STRAIN: Injury resulting from a pulling or torsion to the muscle or tendon that causes various degrees of stretching or tearing to the muscle or tendon tissue.

STRESS FRACTURE: A hair-line type of break in a bone. Caused by overuse.

SUBLUXATION: Partial dislocation of a joint. The term usually implies that the joint can return to a normal position without formal reduction.

SYNOVIAL FLUID: Lubricating fluid for joints and tendons, produced in synovium, or the inner lining of a joint.

SYNOVITIS: Inflammation of the synovial lining of a joint.

TALUS: The ankle bone that articulates with the tibia and fibula to form the ankle joint.

TARSALS: Group of seven bones of the foot consisting of the calnavicular, talus, cuboid and three cuneiform bones.

TENDINITIS: Inflammation of the tendon and/or tendon sheath, caused by chronic overuse or sudden injury.

TENDON: Tissue that connects muscle to bone.

TENOSYNOVITIS: Swelling or inflammation of a tendon sheath caused by calcium deposits, repeated strain or trauma.

TIBIA: Shin bone; larger of the two bones of the lower leg and is the weight-bearing bone of the shin.

TRANSCUTANEOUS ELECTRICAL NERVE STIMULATOR (TENS): An electrical modality that sends a mild current through pads at the injury site which stimulates the brain to release the natural analgesic endorphin.

TRANSVERSE PROCESS: Small lateral projection off the right and left side of each vertebrae that functions as an attachment site for muscles and ligaments of the spine.

TRICEPS: Muscle of the back of the upper arm, primarily responsible for extending the elbow.

ULNA: Inner bone of the forearm that runs from the tip of the elbow to the little finger side of the wrist.

ULNAR NERVE: Nerve in the elbow commonly irritated from excessive throwing.

ULTRASOUND: An electrical modality that transmits a sound wave through an applicator into the skin to the soft tissue in order to heat the local area for relaxing the injured tissue and/or disperse edema.

"WIND KNOCKED OUT": Syndrome describing a contraction of the abdominal nerve truck, the solar plexus, as a result of an abdominal contusion.

THE ABOVE INFORMATION COMES COURTESY OF THE PHILADELPHIA FLYERS.

VANDERBILT MEDICAL STAFF

Vanderbilt Sports Medicine

JOHN E. KUHN, M.D.

HEAD TEAM PHYSICIAN AND ORTHOPAEDIC SURGEON

Dr. Kuhn received his medical training and completed his orthopaedic residency at the University of Michigan before travelling to Vail, Colo., where he served as a fellow in Orthopaedic Sports Medicine and Shoulder Surgery at the prestigious Steadman-Hawkins Clinic. He has served as team physician for the University of Michigan, the USA Hockey National Team Development Program, the U.S. Olympic Committee, Vanderbilt University and the Nashville Sounds baseball team. Dr. Kuhn also serves as a consulting physician for both the NFL and NHL players associations. Dr. Kuhn and his wife, Janet, have three children: Andrew, Hobey and Katie.

JAMES L. CAREY, M.D.

ASSISTANT TEAM PHYSICIAN AND ORTHOPAEDIC SURGEON

Dr. Carey attended the University of Pennsylvania School of Medicine and then completed his residency in orthopaedic surgery at the Hospital of the University of Pennsylvania. He subsequently, completed a Sports Medicine and Shoulder Surgery fellowship at Vanderbilt University Medical Center. He currently serves as a team physician at Belmont University and Vanderbilt University and sees patients at Vanderbilt Orthopaedics at Cool Springs. Dr. Carey received the Ranawat Award from the Eastern Orthopaedic Association for investigating the outcomes of anterior cruciate ligament injuries to running backs and wide receivers in the National Football League. He and his wife Carolyn reside in Franklin with their son Jackson.

CHARLES L. (CHARLIE) COX, M.D.

ASSISTANT TEAM PHYSICIAN AND ORTHOPAEDIC SURGEON

Dr. Cox earned his medical degree from the University of Tennessee, College of Medicine, graduating Alpha Omega Alpha. He fulfilled his orthopaedic training at Tulane University Medical Center in New Orleans, serving as chief resident in his final year, followed by completion of the Sports Medicine and Shoulder Surgery fellowship at Vanderbilt University Medical Center. He currently serves as a team physician for Vanderbilt University and the Nashville Sounds baseball team. His clinical interests include care of knee and shoulder pathology with an emphasis on arthroscopic treatment techniques. Dr. Cox resides in Nashville with his wife, Joy.

PAUL J. RUMMO, D.O.

HEAD TEAM PHYSICIAN AND INTERNAL MEDICINE PHYSICIAN

Dr. Rummo attended medical school at the University of New England College of Osteopathic Medicine. He completed his Internal Medicine residency at Memorial Health Care followed by a fellowship in Primary Care Sports Medicine at Vanderbilt University. After fellowship, Dr. Rummo practiced at Vanderbilt Sports Medicine Center where he served as a team physician for Vanderbilt University, Belmont University and also served as Associate Medical Director of the Country Music Marathon. After four years of practicing in his native New Hampshire from 2001-05, Dr. Rummo returned to Vanderbilt Sports Medicine where he was named the Medical Director of Vanderbilt Orthopaedics at Cool Springs. Dr. Rummo resides in Franklin with his wife, Becky, and their children: Quentin, Lilyana, Camden and Laney.

ALEX DIAMOND, D.O.

ASSISTANT INTERNAL MEDICINE PHYSICIAN

Dr. Diamond completed his medical training at Philadelphia College of Osteopathic Medicine. He went on to complete his residency training in pediatrics at St. Christopher's Hospital for Children and later his fellowship training in Primary Care Sports Medicine at Vanderbilt University. In addition to the Predators, Dr. Diamond serves as a team physician for Vanderbilt and Belmont Universities, Antioch High School and the Nashville Sounds. Dr. Diamond is a member of the American Medical Society for Sports Medicine, the American College of Sports Medicine and the American Academy of Pediatrics.

VANDERBILT MEDICAL STAFF

DANIEL S. WEIKERT, M.D.

TEAM OPHTHALMOLOGIST

Dr. Weikert received his medical degree from Vanderbilt University and completed his residency program at the Vanderbilt Department of Ophthalmology. He is board certified in ophthalmology by the American Board of Ophthalmology. Following the completion of his residency, he joined the Eye Associates of Middle Tennessee. He is also the team ophthalmologist for the Tennessee Titans. Dr. Weikert has previous experience providing eye care for the Tennessee State University and Vanderbilt University athletic departments. Dr. Weikert practices general ophthalmology with a special interest in refractive laser surgery. He is the proud father of Abigail, Alexander, and Nicholas.

BLAIR SUMMITT, M.D.

TEAM PLASTIC SURGEON

J. Blair Summitt, M.D., is an assistant professor in the Department of Plastic and Reconstructive Surgery at Vanderbilt University Medical Center. He specializes in general reconstructive, acute and reconstructive burn, maxillofacial, microsurgical, and cosmetic plastic surgery. He obtained his undergraduate degree from Rhodes College in Memphis, Tenn., and his medical degree from the University of Tennessee-Memphis College of Medicine. He completed his general surgery residency at the UT College of Medicine in Chattanooga, and completed a burn fellowship and a plastic surgery residency at Vanderbilt. He is a member of several professional associations. He and his wife Jonelle have one daughter, Sophie.

WESLEY THAYER, M.D.

TEAM PLASTIC SURGEON

Wesley P. Thayer, M.D., Ph.D., is an assistant professor of surgery in the Department of Plastic Surgery at Vanderbilt University Medical Center. He earned his medical degree and his post doctoral degree in immunology at Emory University in Atlanta. He served as chief resident at University of Virginia's Department of Surgery in Charlottesville, and completed a fellowship in plastic and reconstructive surgery at Vanderbilt. He also completed a fellowship in hand and microsurgery at the University of Alabama-Birmingham. His clinical interests include treatment of upper extremity nerve injuries, compression neuropathies including the brachial plexus and upper extremity dysfunction after stroke or brain injury and tetraplegia.

JASON WENDEL, M.D.

TEAM PLASTIC SURGEON

Jason Wendel, M.D., received his bachelor's degree from Wabash College, and his medical degree from the Indiana University School of Medicine. He trained in general, plastic and burn surgery at the University of South Florida College of Medicine and also completed a plastic surgery fellowship at the University of Michigan. Dr. Wendel joined Vanderbilt University Medical Center's staff in 2002, and also currently serves as Chief of Plastic Surgery at the Tennessee Valley Veteran's Hospital. His clinical practice includes broad-based reconstructive plastic surgery and cosmetic surgery. He is a member of several local, regional, and national surgical societies, and is certified by the American Board of Plastic Surgery.

KEVIN HAGAN, M.D.

TEAM PLASTIC SURGEON

Born in Cleveland, Dr. Hagan received both his bachelor's and MD degrees from Johns Hopkins University in Baltimore. After completing a residency in general surgery at the Medical College of Virginia, he completed both a plastic surgery residency and a micro-surgery fellowship at the University of California – San Francisco. Dr. Hagan came to Vanderbilt in 1982. Dr. Hagan was a recipient of the Henry Strong Dennison Research Scholar Award. He has published extensively on topics in reconstructive, cranio-facial and trauma surgery. Dr. Hagan and his wife, Janie, have two children Elise Marie and Scott Lawrence.

CRISTIN M. WALLACE, D.D.S.

TEAM DENTIST

Dr. Wallace has been practicing dentistry for 11 years after graduating from the University of Tennessee Dental School. Dr. Wallace is a member of the American Dental Association, Tennessee Dental Association, Nashville Dental Society and the American Academy of Cosmetic Dentistry. Dr. Wallace is proud to be carrying on her father's (the late Dr. James McPherson), and brother's (the late Dr. Will McPherson) love of cosmetic and restorative family dental care. In addition to working with the Predators, Wallace also serves as the team dentist for the Tennessee Titans (NFL). Dr. Wallace and her husband, Brody, are the proud parents of Parks, an aspiring future Predator, and Sara Mac.

HOW TO FIGURE

Assist: An assist is awarded to the player or players (maximum of two) who touched the puck prior to the goal, provided no defender plays or possesses the puck in between.

Game played: A player receives credit for playing in a game if: i) he steps on the ice during time played or; ii) serves any penalty.

Game-winning goal: After the final score has been determined, the goal which leaves the winning club one goal ahead of its opponent is the game-winning goal (example: if Team A beats Team B 8-3, the player scoring the fourth goal for Team A receives credit for the game-winning goal).

Goal: A goal is awarded to the last player on the scoring club to touch the puck prior to the puck entering the net.

Goals-against average: Multiply goals allowed (GA) by 60 and divide by minutes played (MINS).

Goaltender: A goaltender receives a "W" for a win in regulation, overtime or shootout; an "L" for a loss in regulation; or an "OT" for a loss in overtime or shootout.

Penalty-killing pct.: Subtract total number of power-play goals allowed from total number of shorthanded situations to get total number of power-plays killed. Divide the total number of power-plays killed by the total number of shorthanded situations.

Plus-minus: A player receives a "plus" if he is on the ice when his club scores an even-strength or shorthanded goal. He receives a "minus" if he is on the ice for an even-strength or shorthanded goal scored by the opposing club. The difference in these numbers is considered the player's plus-minus statistic.

Power-play goal: A goal scored by a club while it has a manpower advantage due to an opponent's penalty. Following are some examples of what is and is not considered a power-play goal:

- if a club has an advantage on a minor penalty starting at 2:02 of the period and it scores at 4:02, the goal is not a power-play goal.
- if a club scores on a delayed penalty, the goal is not a power-play goal.
- if a club has an advantage due to a five-minute major or match penalty, that club is always credited with having one more advantage than the number of power-play goals it scores during that advantage, because the penalty does not expire. A new advantage begins after each power-play goal. For example, if Team A scores three goals during a major penalty, it is credited with four advantages.
- if a club is on a power-play for any length of time, it is considered to have had an advantage.
- if a minor penalty is incurred by a club on a power-play due to a major penalty, a new advantage is given to that club when its minor penalty expires, provided the opponent's major penalty is still in effect.

Power-play percentage: Total number of power-play goals divided by total number of power-play opportunities.

Save percentage: Subtract goals allowed (GA) from shots against (SA) to determine saves. Then divide saves by shots-against.

Shooting percentage: Divide the number of goals scored by the number of shots taken.

Shorthanded goal: A goal scored by a club while it is at a manpower disadvantage. The same cases apply for shorthanded as for power-play goals, but in the opposite manner.

Shot on goal: If a player shoots the puck with the intention of scoring and if that shot would have gone in the net had the goaltender not stopped it, the shot is recorded as a "shot on goal."

Shutout: If two goaltenders combine for a shutout, neither receives credit for the shutout. Instead it is recorded as a club shutout.

Tenths of a second: If a penalty or goal occurs in the last minute, the time is rounded off to the previous second (ex: if a penalty is called with 12.4 seconds left in a period, the time is indicated as 19:47 and not 19:48.)

Coaches' record: A coach receives a "W" for a win in regulation, overtime or shootout; an "L" for a loss in regulation; or an "OT" for a loss in overtime or shootout.

** NOTE: No individual skater/goaltender statistics apply for the shootout

NAME & LOGO

The Predators unveiled their logo, a saber-toothed tiger, in Nashville's downtown First American Center on September 25, 1997, 26 years after a fang and foreleg bone of a saber-toothed tiger were found in a cave just below the building's address.

In May of 1971, excavation began at the downtown Nashville site of what today is the 28-story Regions Center. Construction workers drilled through 20 feet of solid rock before coming to a soft muddy area. Further digging revealed a cave containing the nine-inch fang and a foreleg bone of a saber-toothed tiger, extinct for at least 10,000 years.

Radiocarbon tests on the specimen revealed that it could have possibly been one of the last of its breed to exist. Scientists believe that some time during the last glacial period (15,000-80,000 years ago) part of the cave was the den of the saber-toothed tiger.

The discovery, made in August 1971, marks only the fifth of its kind in North America. The cave, located beneath the building, is preserved under concrete for historic and educational purposes.

The saber-toothed tiger logo was co-designed by JDK Design of Burlington, Vermont and Dye, Van Mol & Lawrence of Nashville.

The naming of the Predators is a direct reflection of the fans of Nashville and their choice.

On September 27, 1997, Nashville's NHL expansion team hosted the Ice Breaker Bash to launch a season ticket campaign that would ultimately sell over 12,000 season tickets in just six months.

During the Bash and through focus groups and related surveys, fans selected the name "Predators" by an overwhelming two-to-one margin over the second choice. On November 13, 1997, in front of 3,000 enthusiastic fans at The Wildhorse Saloon in downtown Nashville, the saber-toothed tiger logo was unveiled for the first time with the Predators insignia attached to it.

On February 12, 1998, Head Coach Barry Trotz and Assistant Coach Paul Gardner unveiled the Predators' inaugural home and away jerseys in front on 2,000 fans at Cool Springs Galleria.

On November 21, 2001, the Predators debuted a third jersey with a 4-3 win against the Chicago Blackhawks at the Sommet Center. The jersey featured an "animated" saber-tooth tiger logo on the crest and tiger skulls on the shoulders. It was retired following the 2006-07 season.

For the 2007-08 season, the Predators, along with the other 29 NHL teams, introduced the Rbk EDGE Uniform System to further meet the performance demands of today's player. The uniforms were the result of more than two years of research and testing by Reebok, and they feature technologically advanced materials and fabrics that are more breathable, more water-resistant, more comfortable and more compatible with equipment. The implementation of the Rbk EDGE Uniform System marked the first time in the history of North American professional sports that a uniform innovation was introduced League-wide.

NASHVILLE HOCKEY HISTORY

In the spring of 1962, a small group of businessmen led by David Patterson put up $125,000 to place a team in the Eastern Hockey League. The Dixie Flyers, named after a passenger train said to be the oldest in the South, were placed in the nine-team league. The purple-and-gold colored Flyers played their first regular-season home game (a 2-0 loss to Knoxville) on Oct. 27, 1962 at the Municipal Auditorium. The Flyers endured a rough opening season, winning 16 games and qualifying for the playoffs, only to be swept in three games by Greensboro. However, it didn't take long for the Flyers to make their presence felt.

After losing in the 1965 Finals, the Flyers went on to win EHL Walker Cup championships in 1966 and 1967, the only two professional ice hockey titles in the city's history. John McLellan, who went on to coach the Toronto Maple Leafs, coached the Flyers. The Flyers swept each of their three playoff series' in 1966. They won the championship by going 11-0 in the playoffs and becoming the first team in minor league ice hockey ever to march through the playoffs undefeated.

In 1967, Patterson's group sold the team to a business group headed by Mark Parrish. The Cinderella '69 team reached the Finals, but lost in seven tough games to the Clinton (N.Y.) Comets in the Walker Cup Finals. Shortly after, the Flyers' attendance slipped dramatically. Barely able to scrape up enough funds to start the 1970-71 campaign, the Flyers folded following the season.

Hockey returned to Nashville when baseball guru Larry Schmittou, who brought minor league baseball back to Nashville in 1978 after a 15-year absence, did the same for hockey in July 1981. Thus the South Stars were founded, a team that played in the Central Hockey League and had the Minnesota North Stars as its NHL affiliate. The logo was a hockey player swinging a guitar representing the Music City while using yellow, orange and green.

The 1981-82 team finished fourth in its division and lost to Wichita, 3-0, in the first round of the playoffs. Gene Ubriaco, who went on to coach the NHL Pittsburgh Penguins and 1992 Italian Olympic team, coached the Stars.

Under new ownership (Randy Van Meter), the Stars pulled out of the CHL in 1982 and entered the old Atlantic Coast Hockey League (ACHL), playing teams geographically closer to Nashville. The Stars finished 11-43-4 and suffered through a season of low attendance. They began the following season, only to fold in December 1983.

Two Knoxville wrestling promoters, Bob Polk and Ron Fuller, rescued the sport five years later. They purchased an East Coast Hockey League franchise in January 1989. The Knights, with popular ex-South Stars player Archie Henderson as coach, attracted an astonishing 150,000 fans their first season (1989-90). While wearing red and blue uniforms adorned with the logo of a knight's mask, they made the playoffs but lost in the first round. During the 1990-91 season, Peter Horachek, current Predators assistant coach, served as the Knights' head coach and director of hockey operations.

Nashville South Stars
CHL/ACHL
1978-83

Nashville Knights
ECHL
1989-96

Nashville NightHawks
CHL
1996-97

Nashville Ice Flyers
CHL
1997-98

The Knights went through three ownership changes in their seven-year history. They twice went to the semifinals of the ECHL playoffs - in 1993 under ex-NHL standout and coach Nick Fotiu, and in 1995 under coach Mark Kumpel.

Perhaps the top Knights highlight came during the 1992-93 season when Trevor Jobe scored what is still a minor hockey league record 85 goals, with 76 assists, for 161 points and 12 hat tricks in his MVP season.

In the spring of 1996, after failed negotiations for a lease agreement with the Auditorium, the Knights departed to Pensacola, Fla. There, they were renamed the Ice Pilots.

Hockey was revived again with the arrival of the NightHawks in the fall of 1996. The Central Hockey League team only won 12 games, the worst in CHL history. The red-and-blue NightHawks' logo was a hawk showing its claws. Nashvillian Mike Friedman purchased the team in the summer of 1997. In a renewed salute to the old Dixie Flyers, Friedman changed both the name to the Ice Flyers and the colors to blue and gray. David Lohrie led the team to a 41-win season and a second-place finish in the CHL East and was named coach of the year. The team lost in the semi-finals to the eventual CHL Champ Columbus in April 1998. The impending arrival of the Predators led Friedman to move the franchise to Albany, Ga.

This closed the book on three separate chapters, a combined 21 years, of minor league hockey in Nashville, starting and ending with the team named the Flyers. Former Predators President Jack Diller is well aware and appreciative of Nashville's hockey pioneers.

"The team and sport obviously made a significant impact on many people here in Middle Tennessee. Other teams such as the South Stars, Knights, NightHawks and Ice Flyers also enjoyed varying degrees of success – all of which helped fuel the excitement for the NHL and arrival of the Predators," Diller said.

Excerpted from "Hockey in Nashville before the Predators," written by hockey historian Harold Huggins and originally printed in the *Predators Press: Commemorative Issue*, October 10, 1998.

TRAINING CAMP

2009 TRAINING CAMP ROSTER

#	CENTERS (11)	Height	Weight	Shoots	Place of Birth	Birthdate	2008-09 Team
19	Jason Arnott	6-5	220	R	Collingwood, Ont.	10/11/74	**Nashville (NHL)**
45	Ben Eaves	5-9	182	R	Minneapolis, Minn.	3/27/82	Espoo (Finland)
24	Marcel Goc	6-0	200	L	Calw, Germany	8/24/83	**San Jose (NHL)**
9	Ben Guite	6-1	211	R	Montreal, Que.	7/17/78	**Colorado (NHL)**
55	Michael Latta	5-11	207	R	Kitchener, Ont.	5/25/91	Guelph (OHL)/Ottawa (OHL)
11	David Legwand	6-2	202	L	Detroit, Mich.	8/17/80	**Nashville (NHL)**
60	Mike McLean*	6-0	180	L	Oshawa, Ont.	1/6/86	Dayton (ECHL)/Lake Erie (AHL)
48	Cal O'Reilly	6-0	187	L	Toronto, Ont.	9/30/86	Milwaukee (AHL)/**Nashville (NHL)**
53	Mike Santorelli	6-0	189	R	Vancouver, B.C.	12/14/85	Milwaukee (AHL)/**Nashville (NHL)**
25	Jerred Smithson	6-3	204	R	Vernon, B.C.	2/4/79	**Nashville (NHL)**
	Colin Wilson	6-1	215	L	Greenwich, Conn.	10/20/89	Boston University (H-East)

#	LEFT WINGS (10)	Height	Weight	Shoots	Place of Birth	Birthdate	2008-09 Team
57	Gabriel Bourque	5-9	185	L	Rimouski, Que.	9/23/90	Baie-Comeau (QMJHL)
21	Triston Grant	6-1	210	L	Neepawa, Man.	2/2/84	Milwaukee (AHL)
48	Hugh Jessiman	6-6	235	R	New York, N.Y.	3/28/84	Hartford (AHL)/Milwaukee (AHL)
28	Ryan Jones	6-1	206	L	Chatham, Ont.	6/14/84	**Nashville (NHL)**/Milwaukee (AHL)
38	Peter Olvecky	6-2	195	L	Trencin, Slovakia	10/11/85	**Minnesota (NHL)**/Houston (AHL)
13	Nick Spaling	6-1	190	L	Palmerston, Ont.	9/19/88	Milwaukee (AHL)
59	Arvid Stromberg*	5-11	183	L	Stockholm, Sweden	6/30/91	Djurgarden U18 (Sweden-U18)/ Djurgarden Jr. (Sweden-Jr.)
26	Steve Sullivan	5-9	173	R	Timmins, Ont.	7/6/74	**Nashville (NHL)**
58	Pierre-Alexandre Vandall*	5-11	182	L	St-Louis-de-France, Que.	11/16/89	Shawinigan (QMJHL)
62	Mark Van Guilder*	6-1	186	R	Roseville, Minn.	1/17/84	Cinncinati (ECHL)/Mil. (AHL)/Ham. (AHL)

#	RIGHT WINGS (12)	Height	Weight	Shoots	Place of Birth	Birthdate	2008-09 Team
56	Taylor Beck	6-2	211	R	St. Catharines, Ont.	5/13/91	Guelph (OHL)
3	Wade Belak	6-5	223	R	Saskatoon, Sask.	7/3/76	**Florida (NHL)/Nashville (NHL)**
61	Scott Brannon*	6-0	192	R	New Glasgow, N.S.	2/28/89	Moncton (QMJHL)
71	J.P. Dumont	6-1	219	L	Montreal, Que.	4/1/78	**Nashville (NHL)**
10	Martin Erat	6-0	203	L	Trebic, Czech Republic	8/29/81	**Nashville (NHL)**
27	Patric Hornqvist	5-11	186	L	Sollentuna, Sweden	1/1/87	Milwaukee (AHL)/**Nashville (NHL)**
46	Ryan Maki	6-2	210	R	Medford, N.J.	4/23/85	Milwaukee (AHL)
40	Ian McKenzie	6-5	232	R	Weyburn, Sask.	5/23/87	Milwaukee (AHL)/Cinncinati (ECHL)
41	Mark Santorelli	6-1	189	R	Burnaby, B.C.	8/6/88	Milwaukee (AHL)/Cinncinati (ECHL)
12	Andreas Thuresson	6-1	204	R	Kristianstad, Sweden	11/18/87	Milwaukee (AHL)
22	Jordin Tootoo	5-9	200	R	Churchill, Man.	2/2/83	**Nashville (NHL)**
29	Joel Ward	6-1	220	R	Toronto, Ont.	12/2/80	**Nashville (NHL)**

#	DEFENSEMEN (17)	Height	Weight	Shoots	Place of Birth	Birthdate	2008-09 Team
7	Jonathon Blum	6-1	183	R	Long Beach, Calif.	1/30/89	Vancouver (WHL)/Milwaukee (AHL)
43	Robert Dietrich	5-10	174	R	Ordzhonikidze, Kazakhstan	7/25/86	Milwaukee (AHL)
32	Cody Franson	6-5	214	R	Salmon Arm, B.C.	8/8/87	Milwaukee (AHL)
2	Dan Hamhuis	6-1	203	L	Smithers, B.C.	12/13/82	**Nashville (NHL)**
8	Kevin Klein	6-1	203	R	Kitchener, Ont.	12/13/84	**Nashville (NHL)**
4	Teemu Laakso	6-1	208	R	Tuusula, Finland	8/27/87	HIFK Helsinki (Finland)
36	Mark Matheson*	6-2	205	L	Cagary, Alta.	2/1/79	Milwaukee (AHL)/Cinncinati (ECHL)
52	Alexander Sulzer	6-1	196	L	Kaufbeuren, Germany	5/30/84	Milwaukee (AHL)/**Nashville (NHL)**
20	Ryan Suter	6-1	194	L	Madison, Wis.	1/21/85	**Nashville (NHL)**
6	Shea Weber	6-4	230	R	Sicamous, B.C.	8/14/85	**Nashville (NHL)**
49	Ryan Ellis	5-9	180	R	Hamilton, Ont.	1/3/91	Windsor (OHL)
63	Jacob Muzzin*	6-3	223	L	Brantford, Ont.	2/21/89	Sault Ste. Marie (OHL)
54	Charles-Olivier Roussel	6-1	201	R	St. Eustache, Que.	9/13/91	Shawinigan (QMJHL)
65	Brock Sheahan*	5-11	185	L	Lethbridge, Alta.	5/6/84	Wheeling (ECHL)
34	Nolan Yonkman	6-6	245	R	Punnichy, Sask.	4/1/81	Milwaukee (AHL)
38	Scott Ford*	6-3	223	R	Fort St. John, B.C.	12/24/79	Milwaukee (AHL)
44	Russ Sinkewich*	6-3	214	R	Westlake, Ohio	9/21/85	Bowling Green (CCHA)/Milwaukee (AHL) Lake Erie (AHL)/Johnstown (ECHL)

#	GOALTENDER (6)	Height	Weight	Catches	Place of Birth	Birthdate	2008-09 Team
64	John Decaro*	6-3	205	L	Marysville, Wash.	11/9/83	Las Vegas (ECHL)/Portland (AHL)
31	Mark Dekanich	6-2	190	L	North Vancouver, B.C.	5/10/86	Milwaukee (AHL)
39	Dan Ellis	6-0	188	L	Orangeville, Ont.	6/19/80	**Nashville (NHL)**
37	Chet Pickard	6-2	216	L	Moncton, N.B.	11/29/89	Tri-City (WHL)
35	Pekka Rinne	6-5	206	L	Kempele, Finland	11/3/82	**Nashville (NHL)**
1	Jeremy Smith	6-0	171	L	Dearborn, Mich.	4/13/89	Niagara (OHL)/Plymouth (OHL)

* - Attending under a Professional (PTO) or Amateur (ATO) Tryout Agreement

PRESEASON SCHEDULE & RESULTS

2009

Date	Opponent	Site
Sept. 17	ATL	Nashville, TN
Sept. 18	CAR	Raleigh, NC
Sept. 19	CBJ	Nashville, TN
Sept. 23	ATL	Atlanta, GA
Sept. 26	CAR	Nashville, TN
Sept. 27	CBJ	Columbus, OH

2008 (Record: 2-4-0)

Date	Opponent	Site	Score	Result
Sept. 25	ATL	Nashville, TN	2-4	L
Sept. 26	CBJ	Columbus, OH	3-4	L
Sept. 27	CBJ	Nashville, TN	3-1	W
Oct. 2	CAR	Nashville, TN	2-4	L
Oct. 3	ATL	Atlanta, GA	6-4	W
Oct. 5	CAR	Raleigh, NC	0-2	L

2007 (Record: 3-2-1)

Date	Opponent	Site	Score	Result
Sept. 16	CBJ	Columbus, OH	3-1	W
Sept. 20	ATL	Nashville, TN	5-3	W
Sept. 21	CAR	Raleigh, NC	0-3	L
Sept. 22	CAR	Nashville, TN	4-1	W
Sept. 25	ATL	Atlanta, GA	2-3	SOL
Sept. 29	CBJ	Nashville, TN	0-3	L

2006 (Record: 4-1-1)

Date	Opponent	Site	Score	Result
Sept. 17	CBJ	Columbus, OH	0-2	L
Sept. 21	CBJ	Memphis, TN	8-1	W
Sept. 22	CAR	Raleigh, NC	5-4	W
Sept. 23	CAR	Nashville, TN	7-3	W
Sept. 29	ATL	Atlanta, GA	3-4	OTL
Sept. 30	ATL	Nashville, TN	5-1	W

2005 (Record: 4-3-0)

Date	Opponent	Site	Score	Result
Sept. 21	STL	St. Louis, MO	4-3	W
Sept. 23	CBJ	Nashville, TN	3-2	W
Sept. 24	STL	Kansas City, MO	1-2	L
Sept. 25	CAR	Nashville, TN	4-2	W
Sept. 29	ATL	Nashville, TN	2-5	L
Sept. 30	ATL	Atlanta, GA	2-3	L
Oct. 2	CBJ	Columbus, OH	4-1	W

2003 (Record: 2-2-2-1)

Date	Opponent	Site	Score	Result
Sept. 19	CHI	Chicago, IL	5-0	W
Sept. 20	CHI	Nashville, TN	2-2 (OT)	T
Sept. 21	CBJ	Columbus, OH	2-2 (OT)	T
Sept. 26	STL	St. Louis, MO	1-4	L
Sept. 27	ATL	Richmond, VA	2-3 (OT)	OTL
Oct. 3	ATL	Atlanta, GA	2-5	L
Oct. 4	STL	Nashville, TN	5-1	W

2002 (Record: 3-4-1-0)

Date	Opponent	Site	Score	Result
Sept. 19	CHI	Chicago, IL	1-3	L
Sept. 21	STL	Nashville, TN	0-1	L
Sept. 22	CBJ	Columbus, OH	5-3	W
Sept. 24	ATL	Atlanta, GA	4-5	L
Sept. 25	STL	St. Louis, MO	2-3	L
Sept. 28	ATL	Bossier City, LA	4-4	T
Oct. 1	CHI	Nashville, TN	2-0	W
Oct. 5	CBJ	Nashville, TN	2-0	W

2001 (Record: 3-4-0-1)

Date	Opponent	Site	Score	Result
Sept. 17	ATL	Atlanta, GA	3-4	L
Sept. 18	CBJ	Columbus, OH	2-3	L
Sept. 21	CBJ	Huntsville, AL	3-1	W
Sept. 22	STL	Nashville, TN	2-5	L
Sept. 23	CHI	Nashville, TN	1-0	W
Sept. 25	ATL	Nashville, TN	4-5 (OT)	OTL
Sept. 28	STL	St. Louis, MO	0-2	L
Sept. 29	CHI	Chicago, IL	3-0	W

2000 (Record: 3-3-1-0)

Date	Opponent	Site	Score	Result
Sept. 16	ATL	Southaven, MS	5-3	W
Sept. 17	CBJ	Dayton, OH	2-4	L
Sept. 19	STL	St. Louis, MO	2-2	T
Sept. 23	CHI	Nashville, TN	4-1	W
Sept. 26	ATL	Nashville, TN	4-1	W
Sept. 29	CHI	Chicago, IL	3-4	L
Sept. 30	STL	Nashville, TN	0-4	L

1999 (Record: 1-5-3-0)

Date	Opponent	Site	Score	Result
Sept. 11	ATL	Columbus, GA	1-3	L
Sept. 14	DET	Detroit, MI	2-4	L
Sept. 16	FLA	Knoxville, TN	4-4	T
Sept. 17	STL	Milwaukee, WI	2-2	T
Sept. 18	WSH	Biloxi, MS	1-2	L
Sept. 21	STL	Lafayette, LA	1-4	L
Sept. 25	DET	Nashville, TN	1-3	L
Sept. 26	FLA	Louisville, KY	0-0	T
Sept. 28	ATL	Nashville, TN	2-0	W

1998 (Record: 2-4-3)

Date	Opponent	Site	Score	Result
Sept. 19	FLA	Huntsville, AL	4-2	W
Sept. 20	FLA	Pensacola, FL	4-4	T
Sept. 22	DAL	Little Rock, AR	2-2	T
Sept. 25	DAL	Dallas, TX	1-5	L
Sept. 26	STL	Kansas City, MO	5-6	L
Oct. 1	WSH	Richmond, VA	3-4	L
Oct. 2	ANA	Cincinnati, OH	2-1	W
Oct. 3	ANA	Milwaukee, WI	0-3	L
Oct. 6	STL	St. Louis, MO	3-3	T

2008 PRESEASON SCORING

POS	NO		PLAYER	GP	G	A	PTS	+/-	PIM	PP	SH	GW	OTG	S	S%
D	6		Shea Weber	5	2	3	5	1	5	2	0	0	0	15	13.3
LW	10		Martin Erat	4	1	4	5	-2	8	0	0	0	0	5	20.0
D	20		Ryan Suter	5	0	5	5	0	8	0	0	0	0	9	0.0
RW	22		Jordin Tootoo	5	1	3	4	-4	7	1	0	1	0	13	7.7
LW	38		Vernon Fiddler	5	2	1	3	-1	2	0	0	0	0	12	16.7
D	2		Dan Hamhuis	4	1	2	3	-2	2	1	0	0	0	4	25.0
LW	28	*	Ryan Jones	5	1	2	3	1	2	0	0	0	0	6	16.7
RW	29		Joel Ward	5	2	0	2	3	2	0	0	0	0	9	22.2
C	11		David Legwand	3	1	1	2	-1	0	0	0	0	0	5	20.0
D	8	*	Kevin Klein	5	1	1	2	-1	2	1	0	0	0	3	33.3
RW	27	*	Patric Hornqvist	5	1	1	2	-2	0	1	0	0	0	25	4.0
C	12		Scott Nichol	4	0	2	2	1	4	0	0	0	0	3	0.0
C	59		Geoff Peters	1	1	0	1	1	2	0	0	0	0	1	100.0
LW	42	*	Antti Pihlstrom	4	1	0	1	0	0	0	0	1	0	1	100.0
C	37		Rich Peverley	5	1	0	1	-2	4	0	0	0	0	13	7.7
C	53	*	Mike Santorelli	1	0	1	1	1	0	0	0	0	0	1	0.0
C	14		Radek Bonk	3	0	1	1	-1	0	0	0	0	0	4	0.0
D	4		Ville Koistinen	3	0	1	1	-1	2	0	0	0	0	4	0.0
D	5		Greg Zanon	4	0	1	1	1	4	0	0	0	0	8	0.0
C	57	*	Nick Spaling	1	0	0	0	0	0	0	0	0	0	0	0.0
RW	43	*	Andreas Thuresson	1	0	0	0	1	0	0	0	0	0	1	0.0
D	32	*	Cody Franson	1	0	0	0	0	0	0	0	0	0	1	0.0
C	48	*	Cal O'Reilly	1	0	0	0	0	0	0	0	0	0	0	0.0
D	56	*	Jonathon Blum	1	0	0	0	0	0	0	0	0	0	2	0.0
LW	49	*	Kelsey Wilson	1	0	0	0	0	9	0	0	0	0	1	0.0
C	52		Michael Ryan	2	0	0	0	-3	0	0	0	0	0	5	0.0
C	19		Jason Arnott	2	0	0	0	-2	0	0	0	0	0	6	0.0
D	45	*	Teemu Laakso	2	0	0	0	-1	2	0	0	0	0	0	0.0
D	7		Greg de Vries	3	0	0	0	-2	2	0	0	0	0	4	0.0
LW	40	*	Triston Grant	3	0	0	0	-1	23	0	0	0	0	0	0.0
LW	24		Josh Gratton	3	0	0	0	2	15	0	0	0	0	2	0.0
D	44	*	Alexander Sulzer	3	0	0	0	-1	2	0	0	0	0	3	0.0
C	25		Jerred Smithson	4	0	0	0	0	2	0	0	0	0	0	0.0
RW	71		J.P. Dumont	4	0	0	0	-2	8	0	0	0	0	12	0.0
			TEAM TOTALS	**6**	**16**	**30**	**36**	**-3**	**125**	**6**	**0**	**2**	**0**	**178**	**9.0**
			OPPONENT TOTALS	**6**	**19**	**30**	**49**	**3**	**139**	**6**	**2**	**4**	**0**	**182**	**10.4**

		GOALTENDERS	GP	MINS	AVG	W	L	OT	EN	SO	GA	SA	SV%	G	A	PIM
39		Dan Ellis	4	169	2.49	0	2	0	2	0	7	92	.924	0	0	2
1		Drew MacIntyre	1	19	3.16	0	1	0	0	0	1	4	.750	0	0	0
31	*	Mark Dekanich	1	19	3.16	0	0	0	0	0	1	10	.900	0	0	0
35	*	Pekka Rinne	4	149	3.22	2	1	0	0	0	8	74	.892	0	1	0
		TEAM TOTALS	**6**	**360**	**3.17**	**2**	**4**	**0**	**2**	**0**	**19**	**182**	**.896**	**0**	**1**	**2**
		OPPONENT TOTALS	**6**	**360**	**2.67**	**4**	**2**	**0**	**0**	**1**	**16**	**178**	**.910**	**0**	**0**	**0**

* rookie

ARENA MAP

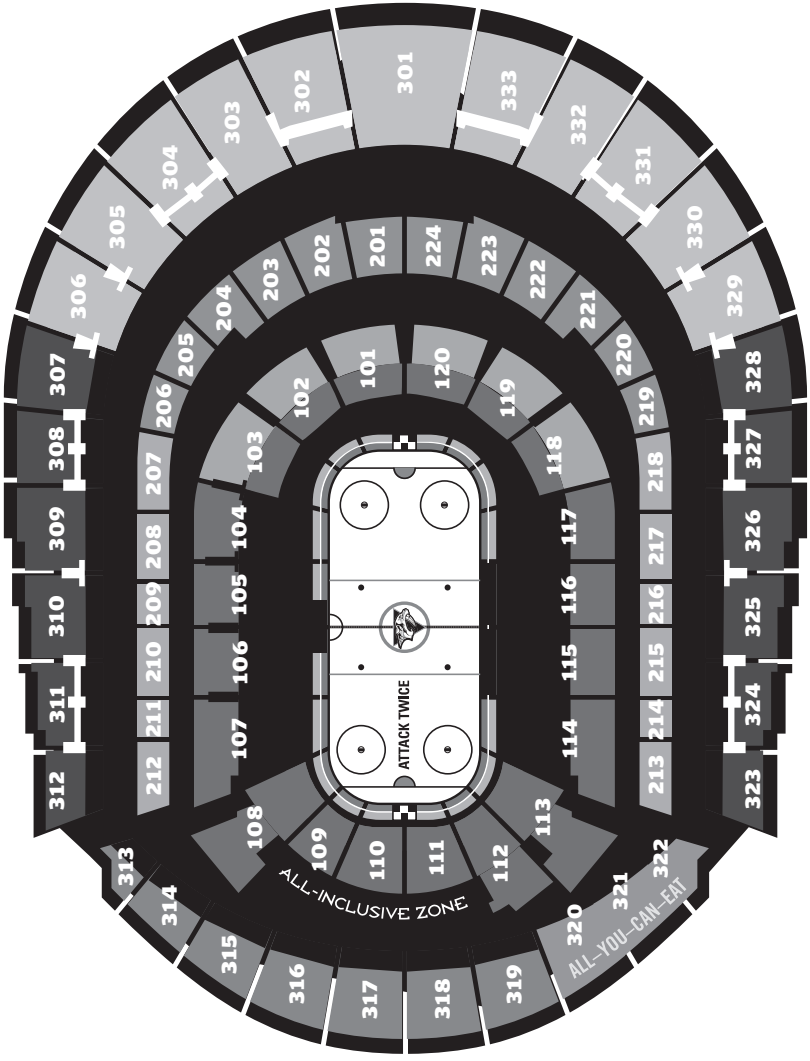
301
302
303
304
305
306
307
308
309
310
311
312
313
314
315
316
317
318
319
320
321
322
323
324
325
326
327
328
329
330
331
332
333
224
223
222
221
220
219
218
217
216
215
214
213
120
119
118
117
116
115
114
113
112
111
110
109
108
107
106
105
104
103
102
101
201
202
203
204
205
206
207
208
209
210
211
212
ATTACK TWICE
ALL-INCLUSIVE ZONE
ALL-YOU-CAN-EAT

NOTES

104.5 the Zone
THE Sports Station
104.5 the Zone
www.104.5TheZone.com

THINK OF IT AS A

POWER PLAY

FOR SIMPLIFYING YOUR BUSINESS.

The Sommet Group® offers a menu of outsourced business services to allow small companies to simplify their operations so they can grow without the distraction of non-revenue generating matters.

OUTSOURCE SERVICES

Human Resources • Insurance • Promotions • Payroll
Staffing Software • Telecom • IT Service

The Sommet Group® is the naming rights partner for the SOMMET CENTER

SOMMET GROUP®

www.sommet.com

725 Cool Springs Blvd., Suite 320 • Franklin, Tennessee 37067 • 615.467.6364 • Toll free: 866.369.3040