2009-2010 LIGHTNING MEDIA GUIDE

TOGETHER WE WILL

TAMPA BAY

CONTENTS

Front Office

Company directory 1
Together We Will 2
Ownership 3-6
Front Office 7-9
Coaching Staff 10-14
Administration 15-19
Broadcast.... 20-21

2009-2010 Tampa Bay Lightning

2009-2010 Player Roster 23-68
Organizational Roster 69-70
Minor League Affiliates 73

Opponents

NHL Opponents 73-130

2007-08 Season in Review

2007-08 Final Standings, Playoffs, NHL Leaders....132-133
Individual Statistics, Special Teams/
Game-by-Game Results 134-136
Home and Away Summary, Home and Away Stats.... 137-139
Season Summary....140
Overtime and Shootout Decisions, Hat Tricks,
Penalty Shots, Special Teams 141
Injury Report 142
-154

History and Records Divider

Season Records, Season Leaders, Special Teams 143-147
All-Time Scoring, Goaltending,All-Time Leaders,
Single-Season Leaders.... 147-149
Last Trade With, Record Home and Away,
Record vs. Opponents,....149
Year-by-Year Streaks, OT/Shootout History....153-154
All-Time Hat Tricks, Shutouts, Penalty Shots....155-161
Best and Worst Record....162-163
Season Openers 164-165
Season Closers....166-167
Scoring, Results.... 167-168
All-Time Preseason Results, Personnel History,
Awards and Honors 168-170
All-Time Sweater Numbers 170-172
All-Time Draft Selections 173-174
All-Time Player Acquisitions and Trades 175-180
Skater/Goaltender Register 180-195
Youngest and olders players, Team Firsts,
St. Pete Times Forum Firsts....196-199
All-Time Records....199-211

Playoff History and Records Divider

All-Time Playoff Scoring, Playoff Firsts, Playof Results 212
Playoff Records....213-216

Miscellaneous Divider Page

Lightning in the Community....218
National Hockey League Directory, On-Ice Officials....219
Media Regulations and Policies 220
Official Terms, Hockey Operations....221-223
Medical Glossary 223-225
Broadcast Schedule 126
Critical Dates, Times Forum Info 226-227
NHL Divisional Alignment 227
St. Pete Times Forum Info 228

2009-10 TAMPA BAY LIGHTNING STAFF DIRECTORY

401 Channelside Drive Tampa, Florida 33602 • Phone: 813/301-6500 • Fax: 813/301-1480 • stpetetimesforum.com

EXECUTIVE STAFF

Ownership Group	**OK Hockey**
Owner, Governor	**Oren Koules**
Owner, Alternate Governor, President	**Len Barrie**
Owners	**Mark Burg, Russell Belinsky, Dr. Richards C. Lehman, Irwin Novack, Craig Sher, Jordan Zimmerman**
Executive Vice President, General Manager	**Brian Lawton**
Executive Vice President, Finance/CFO	**Joe Fada**
Executive Vice President, Business Operations	**Brian Rogers**
Executive V.P. of Corporate Sales and Marketing Partnerships	**Steven Thomas**
Executive Vice President, Communications	**Bill Wickett**
Executive Vice President of Sales & Marketing	**Brad Lott**
Vice President and General Counsel	**Paul Davis**
Sr. Vice President, Human Resources	**Keith Harris**
Sr. Vice President, Strategic Planning	**Imran Khan**
Sr. Vice President, Corporate Communications	**Angelina Lawton**
Vice President, Ticket Operations	**Jim Mannino**
Vice President, Operations	**Mary Milne**
Vice President, Client Services	**Courtney Simons**
Vice President, Event Booking	**Elmer Straub**
Director of Government Relations/Community Affairs	**Ron Pierce**
Executive Assistant	**Michele Rooney**

HOCKEY OPERATIONS

Assistant General Manager	**Tom Kurvers**
Hockey Operations Executive Assistant	**Liz Sylvia**
Director of Player Personnel	**Jim Hammett**
Head Coach	**Rick Tocchet**
Associate Coach	**Rick Wilson**
Assistant Coaches	**Cap Raeder, Wes Walz**
Video Coach	**Nigel Kirwan**
Strength & Conditioning Coach	**Chuck Lobe**
Chief Scout	**Greg Malone**
Head Amateur Scout	**Darryl Plandowski**
Scouting Staff	**Mikael Andersson, Micah Aivazoff, Stephen Baker, Len Barrie Sr., Angelo Bumbacco, Dave Heitz, Charlie Hodge, Kari Kettunen, Gerry O'Flaherty, Chris Snell**
Director of Team Services	**Ryan Belec**
Medical Director	**Dr. Ira Guttentag**
Head Athletic Trainer	**Thomas Mulligan**
Assistant Athletic Trainer	**Mike Poirier**
Massage Therapist	**Mike Griebel**
Equipment Manager	**Ray Thill**
Assistant Equipment Managers	**Rob Kennedy, Clay Roffer**
Head Coach, Norfolk Admirals	**Darren Rumble**
Associate Coach, Norfolk Admirals	**Jim Johnson**
Assistant Coach	**Leigh Mendelson**
Head Athletic Trainer, Norfolk Admirals	**Brad Chavis**
Head Equipment Manager, Norfolk Admirals	**JW Aiken**

CLIENT SERVICES

Director of Client Services	**Amanda Graul**
Director of Client Sales and Retention	**Paul Wallace**
Client Sales Managers	**Donald Carpenter, Leah Heiring, Vince Massi, Lakisha Sharpe**
Sr. Client Service Manager	**Erik Langner**
Client Services Coordinator	**Andrea Khanzadian, Kimberly Wicks, Jonathan Allen, Mark Beyer**
Client Services Suite Coordinator	**Lauren D'Acierno**

FINANCE

Controller	**Doug Riefler**
Accounts Payable Coordinator	**Donna Clark**
Accounts Receivable Coordinator	**Angie Edwards**
Staff Accountants	**Kathleen Cook, Krystal Mihopoulos, Jill Harper**

INTERNAL SUPPORT STAFF

Human Resources & Legal Coordinator	**Sabrina Odria**
Office Services Coordinator	**Ryan Messier**
Director, IT Services	**Ian Steele**

BOX OFFICE

Box Office Supervisor	**Helen Junker**
Box Office Coordinator	**Liz Mulhearn, Missy Davis, Bobby Loman**
Assistant Box Office Coordinator	**Brendan Shaughnessy**

TICKET SALES

Group Sales Manager	**Behn Custard**
Suite Sales Manager/ Manager of Premium Seating	**Mike Warren**
Manager of Premium Seating	**Tim Post**
Suite Sales Managers	**Adam Laws, Katie Valone**
Sr. Corporate Account Manager	**Michael Lopez, Eric Kistler**
Corporate Account Managers	**Trent Gerhart, Thomas Gregory, Justin Versaggi**
Corporate Sales Manager	**John Blume**
Sr. Group Event Coordinator	**Kelvin Woodson**
Group Event Coordinators	**Dan Kish, Eric Lye, Alison Goodman, DJ Pendergast**
Manager of Client and Inside Sales	**Ryan Cook**
Inside Sales Account Executive	**Davienne Dente, Steven Duffy, Chris Duffy, Kristen King, Marc Weiss, Oisin Crean, Clay Shaw**

CORPORATE SALES & MARKETING PARTNERSHIPS

Vice President, Corporate Sales and Marketing Partnerships	**Kyle Draper**
Vice President, Corporate Sales and Marketing Partnerships	**Rob Keith**
Senior V.P., Corporate Sales and Marketing Partnerships	**Patrick Duffy**
Account Executives	**Brandi Hughes Anderson, Beau Noonan,Dan Isenberg, Jon Werbeck**
Corporate Sales and Marketing Partnerships Coordinator	**Courtney Hart**

CORPORATE COMMUNICATIONS

Senior Marketing Director	**Ryan West**
Sr. Marketing Manager	**Nashira Babooram**
Event Marketing Coordinator	**Heather Chamberlain**
CRM Marketing Manager	**Tom Bradley**
Sr. Graphic Designer	**Justin Langley**
Graphic Designer	**Juan Cortes**
Traffic Assistant	**Britta Mulderrig**

COMMUNICATIONS

Media Relations Manager	**Brian Breseman**
Manager of Web Services	**Justen Fox**
Audio Manager	**Tom Gilbert**

COMMUNITY RELATIONS AND LIGHTNING FOUNDATION

Executive Director, Lightning Foundation	**Kasey Dowd-Smith**
Manager of Community Relations/Youth Development	**Mark Sofia**

EVENT PRODUCTION AND ENTERTAINMENT

Vice President of Event Production and Entertainment	**John Franzone**
Director of Production	**Jim Ciotoli**
Video Production Coordinators	**JC Kent, Jorge Rossell**
Arena Audio Engineer	**Brian Hendrickson**
Content Coordinator	**Brett Nehls**
Entertainment Coordinator	**Denise Sisko**

ARENA MANAGEMENT

Building Operations Manager	**Ricardo Collado**
General Manager, Sportservice	**Bruce Ground**
Front of House Manager	**Tripp Turbiville**
Platinum Services Manager	**Jenna Lemons**
Facility Patrol Manager	**Tony Castillo**
Facility Patrol Coordinator	**Kevin Alexander**
Physical Plant Manager	**Eddie Ahrens**
Housekeeping Manager	**Amy Ford**
Event Assistant	**Jennifer Renspie**
Event Coordinator	**Rhett Blewett**
Event Coordinator	**Daniel Butler**
Operations Analyst	**Sam Carr**
Conversion Supervisor	**Tyree Boone**
Physical Plant Maintenance	**Will Bedkowski, James Carpenter**
Plumber	**Rick Lynn**
Carpenter	**Luis Olivera**
Electricians	**Steve Butler, Chris Haught**
Ice Technician	**Tom Miracle**

BROADCAST INFORMATION

Television	**Sun Sports Network**
Television Play by Play Announcer	**Rick Peckham**
Television Color Analyst	**Bobby "the Chief" Taylor**
Television Host	**Paul Kennedy**
Radio	**WDAE 620 AM**
Manager of Radio Programming/Lightning Radio Host	**Matt Sammon**
Radio Play by Play Announcer	**David Mishkin**
Radio Analyst	**Phil Esposito**

TOGETHER WE WILL

FROM THE FRONT OFFICE TO THE BACK OF THE NET.
FROM THE MAILROOM TO THE LOCKER ROOM.
FROM CENTER ICE TO THE EDGE OF TOWN.

From every conceivable angle, **TOGETHER WE WILL** persevere over obstacles, pursue greatness and prevail as one.

TOGETHER WE WILL goes beyond superficial "slogan" to manifesto and mission. This is a themeline with meat and the teeth to bite harder.

The very nature of the line's open-endedness is double-edged. **TOGETHER WE WILL** is dangerous and volatile (like great hockey), while at the same time, it's improvisational and exciting (like a great hockey organization). It's up to us to own and control the dangerous and volatile aspect of our themeline.

TOGETHER WE WILL essentially asks a question and/or sets up a response — we must answer that question and make that response whenever possible:

TOGETHER WE WILL ATTACK (the opposition's goal and cancer…)
TOGETHER WE WILL DEFEND (our logo and a child's right to learn…)
TOGETHER WE WILL BUILD (a winning team and a healthy community…)

This theme will resonate throughout the Tampa Bay Lightning organization — from our starting forward to our part-time concession worker. We will market inside and out to solidify the positive nature of **TOGETHER WE WILL** and the legitimate challenges and hopes of this new season.

We readily acknowledge the work and the realities before us. And while success on the ice is our ultimate destination, there are many ways to win on both sides of the boards.

TOGETHER WE WILL BRING OUR BEST.

OREN KOULES

OWNER, GOVERNOR & CEO

Oren Koules became owner, governor, and chief executive officer of the Tampa Bay Lightning on June 30, 2008, when he and his seven partners closed on the purchase of the Tampa Bay Lightning, the leasehold rights to the St. Pete Times Forum and approximately 5.5 acres of land in downtown Tampa's Channelside District. The purchase became the first in series of aggressive, yet calculated moves by the Koules-led team in its first two years of ownership to virtually tran sform and re-brand the Lightning.

The transformation began with the appointment of Executive Vice President and General Manager Brian Lawton in the summer of 2008 and the signing of franchise cornerstone Vincent Lecavalier to an 11-year, $85 million contract extension on July 13, 2008. It continued with the appointment of Rick Tocchet to the team's head coaching position this past May. Additionally, Lawton has worked under Koules to rebuild the Lightning defense this summer with the free agent signings of Mattias Ohlund, Matt Walker and Kurtis Foster and the drafting of 18-year old Swedish defensive phenom Victor Hedman with the second overall selection in the 2009 NHL Entry Draft.

A former junior hockey star and minor league hockey player known for his tenacity, Koules is the co-founder, along with Mark Burg, of the production company Twisted Pictures, formed in 2004, and the management/production company Evolution Entertainment, formed in 1998. As partners, Koules and Burg have compiled an impressive track record of hits including the powerhouse horror franchise "Saw" and the Emmy Award-nominated CBS series "Two and a Half Men," the top-rated sitcom on television.

Koules began his film career in the mid-1990s when he partnered with Dale Pollock in Peak Productions. Their credits included two hit films, the thriller "Set It Off", with Jada Pinkett-Smith and Queen Latifah, and the comedy/drama "Mrs. Winterbourne", starring Shirley MacLaine, Brendan Fraser and Ricki Lake. He subsequently served for two years as Senior Vice President of Production with Paramount Pictures.

Since launching Evolution with Burg in 1998, Koules's producing credits include the dramatic thriller "John Q.", starring Academy Award winners Denzel Washington and Robert Duvall. In its 10-year history, Evolution has grown into a mid-sized talent and literary management company handling writers, directors and actors. The company is also active in television, with Koules serving as executive producer of "Two and a Half Men." In 2004, Koules produced "Saw", an immediate cultural sensation and one of the year's most profitable films. The film's success led to a distribution deal with Lionsgate and the subsequent formation of Twisted Pictures.

Koules and Burg produced "Saw II", which opened at #1 on Halloween weekend in 2005 and became the year's top-grossing horror movie, "Saw III", which opened at #1 in North America, the U.K. and Australia the weekend of October 27, 2006 and "Saw IV", which opened #1 at the box-office on October 26, 2007. "Saw "V" debuted on October 24, 2008 and Saw VI is scheduled to be released by Twisted Pictures on October 23, 2009.

A native of Chicago, Koules played junior hockey with the Medicine Hat Tigers, Great Falls Americans, Spokane Flyers, and Brandon Wheat Kings of the WHL and eventually made the leap to professional hockey, playing in the minor leagues for two years. He accumulated 60 goals and 154 points in 179 career games in the WHL and 11 goals and 36 points in 43 ACHL games. Additionally, he attended two NHL training camps with the Chicago Blackhawks.

After retiring from hockey he launched a successful, eight-year career as a commodities trader, leaving the Chicago Mercantile exchange as a member in good standing in 1992 to begin his Hollywood career. Koules has two children: son, Miles, and daughter, Sam. He and his wife, Shereen, reside with Sam on Davis Islands in Tampa.

LEN BARRIE

OWNER, PRESIDENT & ALTERNATE GOVERNOR

Seven-year National Hockey League veteran player Len Barrie became owner, president and alternate governor of the Tampa Bay Lightning on June 30, 2008 when he, Oren Koules and their partners purchased the Lightning, the leasehold rights to the St. Pete Times Forum and approximately 5.5 acres of land in downtown Tampa's Channelside District. After vowing to conduct business as an "owner-operator," Barrie combined with Koules and Executive Vice President and General Manager Brian Lawton to transform the Lightning roster and build the organization's depth with the goal of sustained success.

With two summers of new ownership under its belt, the Lightning have virtually retooled its entire roster, making some strong moves this past summer, the most notable of which was the signing of free agent defenseman Mattias Ohlund. In addition to adding Ohlund as a cornerstone defenseman, the Lightning also drafted Swedish sensation Victor Hedman with the second overall selection in the 2009 NHL Entry Draft and signed Matt Walker and Kurtis Foster. Up front the Lightning continued to build organizational depth by acquiring players Stephane Veilleux, Drew Miller, and Todd Fedoruk while also securing things in the net by signing free agent Antero Niittymaki to compete with incumbent Mike Smith.

As a player, Barrie played 14 professional seasons, seven in the NHL, playing for Philadelphia, Florida, Pittsburgh and Los Angeles. He was drafted in the seventh round, 124th overall of the 1998 NHL Entry Draft by the Edmonton Oilers. He retired after the 2000-01 season with 19 goals, 64 points and 290 penalty minutes in 184 games played. Barrie's son, Tyson, looks to carry on his family's professional hockey legacy, being selected from the Kelowna Rockets in the 3rd round of the 2009 NHL Entry Draft by the Colorado Avalanche.

After retiring from the Florida Panthers in 2001, Barrie moved into real estate development and is now CEO and President of Bear Mountain Resort in Victoria, British Columbia. In his current role, Barrie is Bear Mountain's majority shareholder, responsible for the planning and build-out of the 1,300-acre residential, resort, and commercial construction project.

Under Barrie's leadership, Bear Mountain has sold over $500 million in real estate. The resort includes two 18-hole Jack and Steve Nicklaus designed golf courses, making Bear Mountain Canada's first and only 36-hole Nicklaus design. Bear Mountain also houses a Nicklaus Golf Academy, a five-star $50 million Westin-branded hotel and spa as well as a village center. During the next 10 to 12 years, the resort will grow to more than 6,000 residences and the total build-out value of Bear Mountain Resort is estimated at $4 billion.

In 2008, Barrie began managing a new development on Vancouver Island. It will be home to an 80-slip marina and 70-unit town home development. The project has already broken ground and is targeted for completion in 2009. Prior to beginning the Bear Mountain project, Barrie owned a number of businesses including six British Columbia-based Nevada Bob's franchises, which he sold in 2003. He also partnered with several successful restaurants in Vancouver and Victoria.

In addition to his Lightning hockey interests, Barrie is also owner and president of the Victoria Grizzlies, part of the BCHL junior league. The Grizzlies hosted the Lightning's 2008 Prospect Training Camp in Victoria from July 28 until August 1.

MARK BURG

OWNER

Veteran film producer Mark Burg is the co-founder, with Oren Koules, of the production company Twisted Pictures, formed in 2004, and the management/production company Evolution Entertainment, formed in 1998. As partners, Burg and Koules have compiled an impressive track record of hits, including the powerhouse horror franchise SAW and the Emmy Award-nominated CBS series "Two and a Half Men," the top-rated sitcom on television.

A filmmaker with a 20-year track record, Burg has shepherded an impressive range of films to the screen. His early producing credits include Ron Shelton's award-winning Bull Durham, starring Kevin Costner, Susan Sarandon and Tim Robbins, and Can't Buy Me Love, starring Patrick Dempsey. Burg served several years as President of Island Pictures, where he produced or executive produced films including Toy Soldiers; Airheads; The Cure, starring Brad Renfro; Don't Be a Menace…; B*A*P*S; and The Gingerbread Man.

Since launching Evolution with Koules in 1998, Burg's producing credits include the dramatic thriller John Q., starring Academy Award winners Denzel Washington and Robert Duvall. In its 10-year history, Evolution has grown into a mid-sized talent and literary management company handling writers, directors and actors. The company is also active in television, with Burg serving as executive producer of Two and a Half Men. In 2004, Burg produced SAW, an immediate cultural sensation and one of the year's most profitable films; the film's success led to a distribution deal with Lionsgate and the subsequent formation of Twisted Pictures. The next chapter of the series, SAW VI, is scheduled for an October 2009 release.

RUSSELL BELINSKY

OWNER

Russell Belinsky is a Senior Managing Director and co-founder of Chanin Capital Partners, an investment bank based in Southern California. Belinsky has extensive experience in all phases of domestic and international financial restructurings and recapitalizations, including: mergers and acquisitions, corporate financings and expert testimony.

Recent clients include various representations in the reorganizations and/or restructurings of a broad range of companies including Alliance Entertainment, Anacomp Inc., Bally's Grand Inc., Carolco Pictures Corporation, Carter Hawley Hale Corporation, Cerplex Group, Doskocil Manufacturing Company, Inc., Global Crossing, Greate Bay Hotel and Casino, Harvard Industries, Leap Wireless, Loews Cineplex, Marvel Entertainment, McLeodUSA Inc., Morris Materials, Sunterra Corporation, Regal Theaters, Trump Casinos and Hotel, United Artists and Wherehouse Entertainment Inc.

Currently, Belinsky is a member of the Los Angeles Bankruptcy Forum, the American Bar Association, and the California Bar Association. He is an Advisory Board member of the K&A Restructuring Register, an industry register of the top 100 restructuring advisors in the United States. Belinsky is also a Director of Direct Ventures, a privately-held direct marketing company, and is an active member of the Santa Monica Chapter of the Young President's Organization.

Belinsky earned his J.D., cum laude, from Georgetown University Law Center (and served as The Topics Editor to The Tax Lawyer). He earned his Bachelor of Science degree in Business Administration, magna cum laude, from Wayne State University.

DR. RICHARD C. LEHMAN

OWNER

Dr. Richard C. Lehman is a distinguished orthopedic surgeon, specializing in sports medicine, located in St. Louis, Missouri. He is currently appointed to the St. Joseph Hospital of Kirkwood, an appointment he has held since 1986 and Des Peres Hospital, an appointment he has held since 1992. Lehman has also been associated with the HealthSouth Surgery Center and Creve Coeur Surgery Center since 2001. He previously served as medical director of the Lightning from 2000-02.

Lehman has served in academic or other teaching assignments as chief instructor with the Orthopedic Curriculum at the Washington University School of Physical Therapy and Irene Walter Johnson Institute of Rehabilitation in 1984 and 1985. He was the research assistant professor at the Washington University School of Medicine, Program in Physical Therapy and Irene Walter Johnson Institute of Rehabilitation from 1986 through 1992. Lehman also served on the Orthopedic Peer Review Committee at Prudential Insurance Company of America in 1989.

Because of his outstanding reputation, Lehman has been appointed to many medical and civic associations. He currently serves on the Board of Directors of the St. Louis Sports Commission, as a committee member for the National Multiple Sclerosis Society, Gateway Area Chapter and as Medical Director for both the Webster Surgery Center and the Ownership Group of the Florida Panthers.

IRWIN NOVACK

OWNER

Irwin Novack is a veteran retailer with 35 years of business successes. He is the Chief Executive Officer for Tampa-based Kane's Furniture, one of the largest furniture retail chains in the United States, having been employed there since 1980.

Novack began his career being self-employed through college from 1971 to 1976. He served as member of the Audit Committee and was a certified public accountant at Haskins & Sells in Charlotte, North Carolina from 1976 until 1980.

With his extensive business knowledge and experience, Novack has been invited to and served on many association boards. Among others, he serves as an Advisory Board Member for "Furniture Today" and as a Board Member for the National Home Furniture Association, Vincent Lecavalier Foundation, the Pinellas Education Foundation and the Tampa Sports Commission.

Novack graduated from the Cheshire Academy in Cheshire, Connecticut. After graduating preparatory school, he continued at the University of Massachusetts where he graduated with a bachelor of arts in political science. Novack continued his education at the Suffolk University Law School in Boston, Massachusetts and obtained his masters of professional accounting degree from the University of Hartford in Hartford, Connecticut.

CRAIG SHER

OWNER

Craig Sher is the executive chairman of The Sembler Company of St. Petersburg, Florida. The Sembler Company is one of the country's most recognized shopping center development and management firms, responsible for more than 130 major shopping center projects and more than 160 free-standing retail stores since its inception. Led by Sher for many years, The Sembler Company is an imaginative and innovative leader in the shopping center industry and Sembler-built centers are known for their creative design and environmental integrity.

Sher is well known in the business and civic community and actively participates in an array of roles and responsibilities. Presently, he is a board member of Sabal Trust Company, Lifestyles Family Fitness, Inc., Real Estate Investment Council, All Children's Hospital, CASA (Community Action Stops Abuse), St. Petersburg Downtown Partnership, Temple Beth-El in St. Petersburg, Pinellas Education Foundation, and the University of Florida - Center for Real Estate Studies.

He is also an advisory board member of Whitney National Bank, Northwestern University School of Communication, University of South Florida College of Business and Habitat for Humanity of Pinellas County. The St. Petersburg Times recognized Sher as one of the Tampa Bay area's Top 10 business leaders in 2005, and he was named business executive of the year by the Tampa Bay Business Journal in 2006.

Sher is a graduate of Northwestern University, where he received the degrees of bachelor of science, masters in communication and masters in management. He is a former certified public accountant and a Florida licensed real estate broker.

JORDAN ZIMMERMAN

OWNER

Jordan Zimmerman is Founder and Chairman of Zimmerman Advertising, headquartered in Ft. Lauderdale, Florida. Zimmerman Advertising is the 15th-largest advertising agency in the country, with published billings in excess of $2 billion.

Since its founding in 1984, Zimmerman has grown Zimmerman Advertising from its origin as a regional automotive advertising firm, into a leading national retail firm with more than 1,000 associates and 22 offices, providing extraordinary client service in virtually every retail sector. Zimmerman Advertising has garnered a reputation as an industry leader representing a host of highly respected national brands that include Nissan, Six Flags, AutoNation, Crocs, Papa Johns, the Miami Dolphins, Target, Lennar, Longs Drugs, Wickes Furniture, Office Depot, Mattress Firm, Fris Vodka, Power Ice, and Bank Atlantic. In 1999, Zimmerman sold his company to Omnicom, a world-class global marketing and corporate communications group and holding company. Their partnership remains strong with Zimmerman serving as Chairman of Zimmerman Advertising.

Zimmerman believes strongly in giving back to the community. While he has supported many causes, those associated with education and children served as impetus for the formation of the Denise and Jordan Zimmerman Family Foundation, which supports Take Stock in Children, the Florence Fuller Child Development Centers, Make-A-Wish and the creation of the Zimmerman Family Athletic Complex at Pine Crest School in Boca Raton. In addition, Zimmerman participates on multiple boards serving not-for-profit organizations within the community, and on a national level.

BRIAN LAWTON

EXECUTIVE VICE PRESIDENT & GENERAL MANAGER

Brian Lawton was named executive vice president and general manager of the Tampa Bay Lightning on October 22, 2008 after serving as vice president of hockey operations for less than four months. He was hired by owners Oren Koules and Len Barrie to rebuild the organization's hockey operations department with focuses on both the short and long term. He is responsible for all aspects of hockey operations, including the coaching and scouting staffs, player procurement and development, and minor league affiliations and operations.

Lawton spent the summer of 2009 quietly re-tooling Tampa Bay's roster through a series of calculated and well-planned moves that restructured the blue line, added firepower up front and improved the overall depth of the organization. First, Lawton secured things behind the bench, removing the interim tag from head coach Rick Tocchet, then he added defensive specialist and Stanley Cup champion Rick Wilson as associate coach later in the summer. He then went to work re-tooling the roster, beginning with the signing of one of the top available free agents in defenseman Mattias Ohlund. He was also able to add defensemen Matt Walker and Kurtis Foster in free agency as well as forwards Alex Tanguay, Stephane Veilleux and goaltender Antero Niittymaki.

Lawton was able to add a young franchise player with the second overall pick in the 2009 draft when the Lightning selected Swedish defenseman Victor Hedman. Hedman's selection came on the heels of the 2008 draft when Tampa Bay selected Steven Stamkos first overall. Stamkos went on to set the franchise record for most goals in a season by a rookie, with 23. The team's success under Lawton continued as he traded up to acquire a second pick in the first round for the first time in franchise history, selecting Carter Ashton. They were also able to select Slovakian Richard Panik, who was also high on the draft board, in the second round. Additionally, Lawton was able to build the organizational depth by acquiring Drew Miller, Todd Fedoruk and David Hale while still retaining the team's core of Vincent Lecavalier, Martin St. Louis, Paul Ranger, Ryan Malone, Andrej Meszaros and Mike Smith.

Before joining the Lightning in the summer of 2008, Lawton spent 14 years as a player agent, representing prominent NHLers such as Mike Modano, Mark Parrish and the current Lightning forward Jeff Halpern, to name a few. A native of New Jersey who grew up in Rhode Island, Lawton was drafted first overall by the Minnesota North Stars in 1983 and he skated in 483 NHL games over nine seasons for Minnesota, the New York Rangers, Hartford, Quebec, Boston and San Jose, recording 112 goals and 266 points with 401 penalty minutes. He also appeared in the Stanley Cup playoffs three times.

Having served four seasons as his team's player representative for the NHL Players Association, Lawton put that knowledge to use when he retired by becoming a player agent. He started his own firm, Lawton Sport and Financial, in 1994, and became a prominent agent, negotiating more than $300 million in player contracts.

Named three times to The Hockey News' list of the "100 Most Powerful People in Hockey," Lawton eventually sold his business in 1998 to Octagon Athlete Representation, one of the United States' largest sports agencies. Based out of Minneapolis, Lawton became Managing Director of Octagon's Hockey Division. With Octagon, Lawton built the second largest hockey agency in the NHL, with clients that included Bret Hedican, Keith Carney, Ryan Miller, and Kari Lehtonen.

A graduate of Mount Saint Charles Academy in Woonsocket, Rhode Island, Lawton is noted for being the first United States - born hockey player chosen first overall in the NHL draft. He represented the U.S. on several occasions, including the 1982 World Junior Championships, the 1983 World Championships, the 1984 Canada Cup, the 1987 World Championships and the 1988 Canada Cup.

Brian and his wife, Angelina, reside in Tampa with their sons, Jack (13) and Nick (9), and daughter, Gabby (5).

TOM KURVERS

ASSISTANT GENERAL MANAGER

Tom Kurvers enters his second season as Assistant General Manager after being named to the position on July 9, 2008. He is responsible for all personnel issues for the Lightning, including those in the minor leagues. Kurvers will assist Executive Vice President and General Manager Brian Lawton in all aspects of player evaluation and will have input on all player decisions. He will also serve as a scout on an as-needed basis.

Prior to joining the Lightning Kurvers served three seasons as director of player personnel for the Phoenix Coyotes. As director of player personnel he oversaw all aspects of the team's scouting, including both the Coyotes' amateur and pro scouting departments. He spent a total of 11 years with the Coyotes, including one as a radio analyst and seven as a professional scout. He also served as interim assistant coach for the final two months of the 2003-04 season.

Kurvers played in 11 NHL seasons from 1984-95, appearing in 659 regular season games, with 93 goals and 328 assists for 421 points. He also played in 58 NHL playoff games, recording eight goals and 30 points. He was a Stanley Cup Champion with the 1986 Montreal Canadiens.

Before joining the professional ranks Kurvers had an outstanding college career at the University of Minnesota – Duluth, setting numerous school records including: most career goals by a defenseman (43), most career assists (152) and assists by a defenseman (career -149 and season - 58). In 1984, he was honored with the Hobey Baker Award, WCHA MVP and was named an All-American. He was named to the WCHA Top 50 of All Time Team, and has been inducted into both the UMD and Bloomington Jefferson High School Athletic Hall of Fames.

Kurvers received his under graduate Bachelor Arts degree in Communications from UMD in 1984. While an active NHL player he began graduate studies in 1991, completing courses in the off seasons through 1996. Highlighted in the curriculum was an accredited seminar sponsored by the world renowned Aspen Institute. Upon retirement in 1997, he earned his Masters of Business Administration Degree in sports management from the University of St. Thomas.

Tom, his wife Heather, daughters Madison, Rose, and sons Weston and Roman, reside in East Gull Lake, Minnesota.

JIM HAMMETT

DIRECTOR OF PLAYER PERSONNEL

Jim Hammett enters his second season as director of player personnel for the Lightning. The long-time scout was named to the position on July 9, 2008.

Hammett, a native of Kelowna, British Columbia, served as the head amateur scout for the New York Rangers before joining Tampa Bay. Prior to working for the Rangers he served as the head scout for Canada's Men's National Teams for one year and was responsible for all of the men's player evaluations for U-20 players, the selection of Canada's future National Junior Team, and selection camps for Canada's U-18 program. He won the Stanley Cup in 2001 as the head scout with the Colorado Avalanche and a World Junior Championship Gold Medal as the head scout for Team Canada in 2007.

Hammett spent eight years (1998-2006) as a scout with the Avalanche, including the role of chief scout from 2001-06. Prior to becoming a scout, Hammett served as the head coach for the Kelowna Spartans of the British Columbia Junior Hockey League, and spent a season as an assistant coach of the Western Hockey League's Red Deer Rebels.

Hammett resides in Kelowna with his wife, Kimberly, and their son, Landon, and daughters, Ashlee and Lindsay.

GREG MALONE

HEAD PROFESSIONAL SCOUT

Former NHLer Greg Malone enters his second season as head professional scout with the Lightning.

Before joining Tampa Bay, Malone spent two seasons as a professional scout with the Phoenix Coyotes, serving as the team's head eastern pro scout, monitoring and evaluating professional players and NHL teams throughout the season.

He joined the Coyotes after spending 16 seasons as head scout for the Pittsburgh Penguins. In that role, Malone was responsible for the team's amateur draft selections while overseeing all junior, college, high school and European scouting. During his time with the Penguins he oversaw the drafting of players such as Jaromir Jagr, Sidney Crosby, Evgeni Malkin, Marc-Andre Fleury, Martin Straka, Markus Naslund, Ryan Whitney and his son, Ryan Malone, who now plays for the Lightning.

Malone played 704 career NHL games in 11 seasons with the Penguins, Hartford Whalers and Quebec Nordiques from 1976 to 1987, recording 191 goals and 501 points.

He resides in Pittsburgh and has two sons, Lightning forward Ryan, and Mark.

DARRYL PLANDOWSKI

HEAD AMATEUR SCOUT

Scouting veteran Darryl Plandowski enters his second season as head amateur scout.

Before joining the Lightning, he spent two seasons as an amateur scout for the Pittsburgh Penguins. Prior to that, he served eight years in the same capacity for the Buffalo Sabres. Before entering the NHL, Plandowski spent four seasons as a scout for the Seattle Thunderbirds of the Western Hockey League and two seasons as an assistant coach.

Plandowski played college hockey at Northern Michigan University from 1987 until 1991, recording 53 goals and 131 career points in 166 career games.

Plandowski resides in Halifax, Nova Scotia and has three sons, Marshall, Oscar and Jack.

RICK TOCCHET

HEAD COACH

Rick Tocchet enters the 2009-10 season as the sixth head coach in the history of the Tampa Bay Lightning. Tocchet, who served as the team's interim coach for 66 games in 2008-09, was given the head job on a permanent basis on May 11, 2009. His aggressive, hard-nosed approach combines with a high respect factor from his players into the type of coach management is confident can lead a Lightning turnaround.

The 45-year old Tocchet joined the Lightning as associate coach on July 9, 2008 and was elevated to the interim position on November 14. Though he compiled a 19-33-14 record as interim coach in 2008-09, Tocchet was credited with the team's change in mentality, competitiveness and a new-found determination. He created an on- and off-ice program for Steve Stamkos, which helped the rookie's development soar as the season neared completion. He totaled 21 goals and 42 points in the 63 games played under Tocchet's leadership.

Recently completing his 26th year in the NHL as either a player or a coach, Tocchet made his mark as a player becoming one of only three men in the history of the NHL to record 400 or more goals and at least 2,500 penalty minutes. He played 18 seasons with Philadelphia, Pittsburgh, Los Angeles, Boston, Washington and Phoenix, appearing in 1,144 career games and recording 440 goals, 952 points and 2,972 penalty minutes. He also appeared in 145 playoff games and netted 52 goals with 112 points and 471 penalty minutes.

Originally drafted by Philadelphia in the sixth-round, 125th overall, at the 1983 NHL Entry Draft, Tocchet began his career with the Flyers in 1984-85 and retired midway through the 2001-02 season. The Scarborough, Ontario native won the Stanley Cup with the Pittsburgh Penguins in 1992 and appeared in the Stanley Cup Finals with Philadelphia in 1987.

Known for his ability to score in addition to his tenacity and grit, Tocchet recorded three 40-goal seasons, two 30-goal seasons and 11 20-goal seasons. In 1992-93 while playing for Pittsburgh, he set career highs for goals (48), assists (61) and points (109) to rank 14th in the NHL in scoring.

In addition to being selected to play in four NHL All-Star Games (1989, 1990, 1991, 1993), Tocchet played internationally, representing his home country of Canada at the 1990 and 1991 World Championships as well as in the 1987 and 1991 Canada Cup tournaments.

He played his last NHL games for the Philadelphia Flyers, logging 14 games in the 2001-02 season. Shortly after retiring in 2002, Tocchet joined Colorado as an assistant coach, working for the Avalanche in 2002-03 and 2003-04. He then moved on to join Avalanche former teammate Wayne Gretzky as an assistant coach with the Phoenix Coyotes in 2005.

Tocchet is single and he resides in Tampa. He has a son, Trevor.

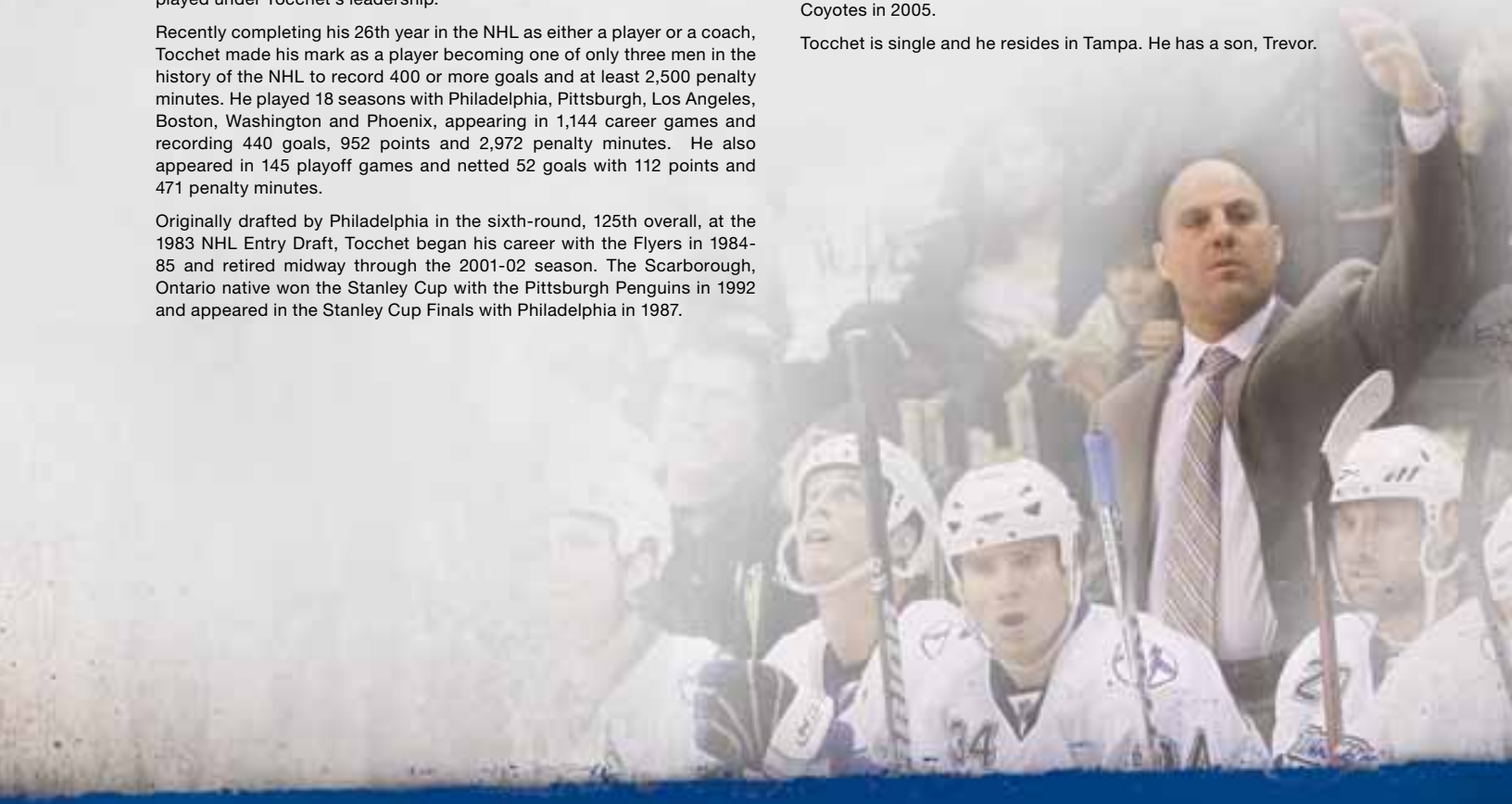

RICK WILSON

ASSOCIATE COACH

Rick Wilson enters his first season as a member of Rick Tocchet's staff as associate coach. A NHL coaching veteran with 20 years of experience behind the bench, Wilson's primary focus for the Lightning will be to coach the defense. He will be looked upon to groom and mentor the team's young defensive players, with a goal of molding them into a cohesive unit that can grow into an elite group in the NHL.

Wilson, a native of Prince Albert, Saskatchewan, spent the previous 16 seasons with the Dallas Stars, winning the Stanley Cup in 1999 working along side head coach Ken Hitchcock. During his tenure with the Stars, Wilson helped lead the team to seven division titles, two Western Conference championships and two President's Trophies. He had most recently served as associate coach for the previous six seasons, focusing on the team's defense and penalty kill. Under Wilson's guidance the Stars finished in the top three for fewest goals against in the NHL during the 2007-08, 2006-07, 2003-04 and 2002-03 seasons.

Before being named associate coach, Wilson held the position of assistant coach with the Stars for 10 seasons, joining the club for the 1992-93 campaign. He served as interim head coach for 32 games during the 2001-02 campaign, leading the Stars to a 13-11-7-1 record to close out the season.

Prior to joining Dallas, Wilson worked as an assistant coach with the Los Angeles Kings for three seasons from 1989-92. With the Kings Wilson worked with Raeder, serving as co-coaches for 15 games in 1990-91. Wilson joined the Kings from the New York Islanders, where he served as an assistant coach for the 1988-89 season. He also served as an assistant for Canada's National Junior Team that year.Wilson, 59, spent eight seasons from 1980-88 with the Prince Albert Raiders of the WHL (SJHL from 1980-82) before joining the professional ranks. He served as an assistant coach for six seasons from 1980-86, winning the 1985 Memorial Cup Championship, before being named head coach and general manager prior to the 1986-87 season. In two seasons as the head coach with the Raiders, Wilson posted an 86-50-8 record.

Wilson began his coaching career as an assistant at his alma mater, the University of North Dakota, where the Fighting Sioux won the 1980 NCAA Division I Championship and two WCHA crowns during his two years there. While he was a student he played hockey and football, earning his degree in education.

Drafted by Montreal in the 1970 NHL Amateur Draft, Wilson spent four seasons (1973-77) in the NHL as a defenseman for Montreal, St. Louis and Detroit. During his NHL career he amassed six goals and 32 points in 239 games.

WES WALZ

ASSISTANT COACH

Wes Walz enters his second season as assistant coach for the Lightning after ending his playing career in December of 2007.

Walz, a veteran of 13 seasons in the NHL, played in 607 career games with Boston, Philadelphia, Calgary, Detroit and Minnesota. He recorded 109 career goals, 260 points and 14 shorthanded goals. He was known as a defensive specialist, amassing a plus-23 rating for his career.

The Calgary, Alberta native made his mark with the Wild, where he played 438 of his 607 games and was a finalist for the Frank J. Selke Trophy as the NHL's best defensive forward in 2002-03. Walz was twice chosen by the Twin Cities chapter of the Professional Hockey Writers' Association as nominee for the Bill Masterton Memorial Trophy, awarded annually to the player who best exemplifies the qualities of perseverance, sportsmanship, and dedication to hockey.

At the time of his retirement Walz ranked second all-time in games played for the Wild. He also served as Minnesota's captain for a portion of the season in 2000-01. Walz was second to last player from the Wild's inaugural season to leave the team, before Marian Gaborik joined the New York Rangers in the summer of 2009. He also scored the first playoff game-winning goal in Minnesota franchise history in 2003.

Walz and his wife, Kerry-Anne, live in Oldsmar with their son, Kelvin (17), and their daughters, Jaedyn (13), Brehna (9) and Cheyne (2).

CAP RAEDER

GOALTENDING COACH

Cap Raeder enters his second season as assistant coach with the Lightning. His focus is on the organization's goaltenders, both at the NHL level and in the system. He also assists in the scouting of goaltending prospects.

Raeder, a native of Needham, Massachusetts, spent 11 seasons in the San Jose Sharks organization before joining the Lightning. He served as a professional scout for nine years and also served as an assistant coach during the 2000-01 season. Before joining the Sharks, Raeder served an assistant coach at the NHL level for nine seasons with Boston and Los Angeles.

Before joining the Kings, Raeder was the head coach at Clarkson University. He coached in 86 games with the Golden Knights and posted a 50-30-6 record, including two appearances in the East Coast Athletic Conference Championship Game in 1986 and 1988. He also served as an assistant coach for two seasons before taking the head coach position at Clarkson. Raeder began his career with the University of New Hampshire where he spent two seasons as an assistant coach.

NIGEL KIRWAN

VIDEO COACH

An original member of the Lightning organization, video coach Nigel Kirwan is in his 17th year with the Lightning, 13th as a member of the coaching staff. He is responsible for breakdown of pre-scout and game film, formulation of scouting reports on opposing clubs and the creation of highlight and specialty film for use by the Lightning coaches and players. Additionally, Kirwan has coached Lightning prospects who participated in the six-team NHL rookie tournament in Traverse City, MI.

Kirwan coached amateur hockey at various levels in both Canada and the United States for 17 years and is very active in youth hockey camps and clinics during the NHL's off-season. He also served as the video coach for Team USA at the 2008 World Championships in Canada.

A native of Winnipeg, Manitoba, Kirwan attended the University of Western Ontario and the University of Tampa. He started with the Lightning as a member of the front office staff for four years before then coach Terry Crisp hired him into his current position prior the start of the 1996-97 season.

Kirwan is single and resides in Tampa.

CHUCK LOBE

STRENGTH AND CONDITIONING COACH

Chuck Lobe enters his second season serving as strength and conditioning coach with the Tampa Bay Lightning. Lobe oversees all planning for in- and off-season player workout regiments to optimize performance.

Before joining the Lightning, Lobe served as the head strength and conditioning coach for Minnesota State University from 2004-08. While at MSU he oversaw the strength and conditioning operation for all 23 sport programs at the school. During that time he was part of more than 23 conference championships, working with more than 60 All-Americans. Lobe worked with multiple national and conference record holders and helped the athletic department improve to fourth in the Director's Cup for division II schools. He also helped build the foundation which led MSU to the 2009 NCAA Women's Basketball National Championship.

A graduate of the University of Minnesota, Lobe spent six years working in various strength and conditioning positions with the Gopher athletic program prior to joining Minnesota State. Lobe began working with Gopher student athletes as an intern in 1998 and became a graduate assistant in 2002 and a full-time assistant in 2003. During that time he helped train seven national championship teams in four different sports, training more than 120 All-Americans in a variety of sports.

Lobe and his wife, Lynne, reside in Minnesota during the off-season and have a son, Evan.

DR. IRA GUTTENTAG

MEDICAL DIRECTOR

A leader in the area of Sports Medicine and Arthroscopic Surgery, Dr. Ira Guttentag is entering his eighth year as medical director of the Lightning. With his extensive surgical experience, Dr. Guttentag utilizes the latest technology in treating sports injuries in athletes of all ages and levels.

A graduate of the University of South Florida College of Medicine, Dr. Guttentag completed his orthopedic training at New York City's Montefiore/Albert Einstein Hospital. Dr. Guttentag moved to Tampa for a one-year fellowship at the Matthews Orthopedic Clinic in Sports Medicine and Knee and Shoulder Reconstructive Surgery and has since become a fixture in the area's medical community. Since moving to the Tampa Bay area, he has served as team physician for Saint Leo University, The Tampa Tritons and the Tampa Bay Firesticks and as assistant team physician for the Orlando Predators. Dr. Guttentag also acts as orthopedic consultant for many Pasco County High Schools.

Dr. Guttentag resides in Tampa Palms with his wife and three children.

TOM MULLIGAN

HEAD ATHLETIC TRAINER

Entering his eighth year with the Lightning as head athletic trainer, Tom Mulligan oversees each aspect of the team's medical and training operations.

Prior to joining the Lightning organization, Mulligan spent four seasons as the head athletic trainer and physical therapist for the Providence Bruins of the American Hockey League. While with the Bruins, Mulligan's responsibilities included all traditional athletic training duties as well as massages and strength and conditioning of all players. He also served as the head athletic trainer for Team USA during the 2008 World Championships in Canada.

Mulligan is a 1997 graduate of Quinnipiac College in Hamden, Connecticut, earning a Bachelor of Science degree in Physical Therapy with a minor in Biology. While at Quinnipiac he served as trainer for the men's ice hockey team for three seasons and also provided services to all other sports programs at the school.

A native of New Bedford, Massachusetts, Mulligan and his wife, Kellie, reside in Tampa, with their sons, Tyler and Zach, and their daughter, Abigail.

MIKE POIRIER

ASSITANT ATHLETIC TRAINER

Mike Poirier is in his second season as assistant athletic trainer for the Lightning. He will assist Tom Mulligan with all medical and training operations.

A native of Smithfield, Rhode Island, Poirier joined the Lightning after serving as head athletic trainer for the Providence Bruins of the American Hockey League from 2002-08. He joined the Bruins after spending the previous year as an athletic trainer with the National Football League's New England Patriots as they won Super Bowl XXXVI.

Poirier, 31, graduated from Tulane University in New Orleans, Louisiana with a B.S. in Exercise Science in 1999. He earned his M.S. in sports administration from Mississippi State University in 2001 and also is a certified strength and conditioning specialist. Poirier, who was a graduate assistant trainer with the MSU football team from 1999-01, also worked at the Patriots' training camps from 1996-2001.

Poirier resides in Brandon with his wife Mandy and their daughter, Emmie.

MIKE GRIEBEL

MIKE GRIEBEL

Returning for his 10th year with the Lightning, Mike Griebel is responsible for performing sports massage before and after Lightning games and practices. He employs a variety of stretching techniques and works closely with the Lightning medical staff on rehabilitation of player injuries.

Griebel spent six years as resident massage therapist for Gold's Gym of Venice, California. He worked at Universal Studios Hollywood performing massage on cast members and crew and conducted a private business in Los Angeles. Griebel has also worked at numerous amateur sporting events.

A graduate of both the Nova Institute of Health and Technology and the Southern California Sports Massage Clinic, Griebel has studied under prominent instructors in his field. He is a specialist in the Hemme approach to soft tissue and certified in the Mattes method of active isolated stretching.

Griebel and his wife, Lauri, reside in Bloomingdale, Florida. They have four children, Kristina, Jessica, Soren and Trevor.

RAY THILL

EQUIPMENT MANAGER

In his 11th year with the Lightning, equipment manager Ray Thill is responsible for all equipment maintenance, inventory and ordering.

Prior to joining the Lightning, Thill served as the equipment manager for the Detroit Vipers of the IHL for one season. Thill also spent four seasons on the equipment staff of the Chicago Wolves of the IHL, winning a Turner

Cup Championship with the Wolves in 1997-98. He also served as the equipment manager for Team USA at both the 2008 and 2009 World Championships in Canada and Switzerland.

A native of Chicago, Thill is single and resides in Tampa.

ROB KENNEDY

ASSISTANT EQUIPMENT MANAGER

Rob Kennedy enters his third season with the Lightning in 2009-10.

Prior to joining Tampa Bay, Kennedy spent the two seasons with the Florida Panthers organization after two years as the head equipment manager for the AHL's Cleveland Barons. Prior to joining the Barons he served as head equipment manager of the Muskegon Fury for three years, where he earned a Colonial Cup Championship in 2002.

He and his wife, Heather, have a son, Quinn.

CLAY ROFFER

ASSISTANT EQUIPMENT MANAGER

Clay Roffer enters his third season as assistant equipment manager for the Lightning. He joined the Lightning three games into the 2007-08 season.

Roffer began the 2007-08 season with the Chicago Wolves in the Atlanta Thrashers organization before joining Tampa Bay. He joined the Wolves during the 2006-07 Calder Cup Playoffs. Prior to joining Chicago, Roffer served as the head equipment manager for the Bloomington Prairie Thunder of the United Hockey League and the Fayetteville FireAntz of the Southern Professional Hockey League for one season each.

A native of Miami, Florida, Roffer began his career in professional hockey in 1999 as a locker room attendant for the Miami Matadors of the ECHL. He went on to serve as assistant equipment manager for the ACHL's Orlando Seals from 2002-04 and won the ACHL Championship with the Seals in 2004. He also served on the training staff for the 2004 WHA2 All-Star Game

Roffer has a degree in business management and a minor in mass communications from the University of Central Florida. He is single and resides in Tampa.

RYAN BELEC

DIRECTOR OF TEAM SERVICES

In his 10th season with the Lightning and second as Director of Team Services, Ryan Belec oversees Lightning team travel, including air and ground transportation as well as hotel accommodations and team catering on the road. Additionally, he is responsible for player reassignments and relocation.

Before being named Director of Team Services, Belec served in the position of Assistant to the General Manager for eight seasons. He assisted the general manager with every aspect of hockey operations for the Lightning. He also served as vice president of hockey operations for the Johnstown Chiefs during the 2006-07 season.

A 2000 graduate of the Laurentian University School of Sports Administration in Sudbury, Ontario, Belec owns a Bachelor of Commerce degree in Sports Administration.

Belec and his wife, Jaime, reside in South Tampa.

LIZ SYLVIA

HOCKEY OPERATIONS EXECUTIVE ASSISTANT

Liz Sylvia is in her fifth year with the Lightning and will assist Executive Vice President and General Manager Brian Lawton with the administrative functions of hockey operations.

Sylvia is responsible for all administrative procedures involved in maintaining player and coach contracts as well as the transfers and trades of players. In addition, Sylvia prepares written agreements between the Lightning and its minor league affiliates while coordinating correspondence with NHL officers and team executives.

Prior to joining the Lightning, the Massachusetts native served as the executive assistant to the president and CEO of the American Hockey League. She held that position for six years after previously working with the AHL's Beast of New Haven.

A graduate of St. Anselm College in Manchester, New Hampshire, Sylvia is single and resides in Tampa.

PAUL DAVIS

VICE PRESIDENT, GENERAL COUNSEL

Paul Davis enters his eighth season with the Lightning as vice president and general counsel, where he is responsible for overseeing all of the club's legal affairs. Davis handles all day-to-day legal matters for the Lightning, as well as the negotiation and preparation of contracts relating to all aspects of the club's operations, including employment, sponsorship and broadcast contracts.

Prior to joining the Lightning, Davis was a shareholder with the law firm of Carlton Fields, P.A., where he practiced corporate and securities law and served as the Lightning's outside general counsel.

Davis graduated from Duke University in 1976 and from the University of Michigan Law School in 1979.

He resides in Tampa with his wife, Karen. They have three sons who are currently attending college.

JOE FADA

CHIEF FINANCIAL OFFICER, EXECUTIVE VICE PRESIDENT

Joe Fada was named chief financial officer of the Lightning and the St. Pete Times Forum on August 13, 2003 and has since been elevated to the position of executive vice president.

Fada's responsibilities include the oversight of budgeting, financial reporting, internal controls and forecasting for the team and the facility, with the ultimate goals of improving overall financial performance and ensuring the organization's long-term stability. The Lightning's finance/accounting and box office operations staffs report to Fada, who enters his ninth year with the club in 2009-10. Additionally, he serves as the team's financial liaison with the National Hockey League.

Fada joined the Lightning after having served as chief financial officer of the International Hockey League (IHL) for three seasons (1998-01). He joined the IHL after working as an auditor on the minor league hockey association's account for Arthur Andersen in Detroit, Michigan. Fada spent more than seven years with Arthur Andersen, managing numerous auditing and consulting assignments for both public and private clients in the retail, manufacturing, technology and sports sectors.

Joe and his wife, Kristyn, reside in Brandon with their son, Sebastien.

BRAD LOTT

EXECUTIVE VICE PRESIDENT, SALES & MARKETING

Entering his eighth season with the Lightning, Brad Lott serves as Executive Vice President of Sales and Marketing. In his position he oversees all day-to-day sales and marketing of season tickets, premium seating and suite sales.

Lott began his Lightning career in 2001 as an outside sales representative. Since then he has held numerous positions within the sales department and also helped develop concepts in the St. Pete Times Forum, including the XO Club, CCM Club and Fifth Third Club.

Prior to joining the Lightning, Lott spent three years in minor league baseball with the Quad City River Bandits, serving as Director of Group Sales.

Lott received his Bachelors Degree in Business Administration – Marking & Management from Augustana College, located in Rock Island, Illinois, in 1999.

He resides in Tampa with his wife, Joy, daughter, Olivia, and son Collin.

STEVEN THOMAS

EXECUTIVE V.P., CORPORATE SALES AND MARKETING PARTNERSHIPS

Steven Thomas enters his second season as executive vice president of corporate sales and marketing for the Lightning. He will oversee all corporate marketing as well as sponsorship sales and service.

Thomas joins the Lightning from CBS College Sports where he served as vice president of advertising sales and new business development from July 2007 until coming to the Lightning. With CBS College Sports he was responsible for managing and executing the new business development strategy and sales for the company.

Before joining CBS College Sports, Thomas served as director of advertising sales and new business development with Madison Square Garden from October 2005 until July 2007. While at MSG he oversaw the sales of multi-million dollar media and corporate partnerships for all MSG owned and represented properties including Madison Square Garden, Radio City Music Hall, the New York Knicks, New York Rangers, New York Islanders, New Jersey Devils, MSG Network and FSN – NY to name a few. He also held the position of account executive with MSG from February 1999 until January 2004.

A 18-year veteran of the sports and entertainment industry, Thomas also worked in various capacities with NBC Universal, WFAN Sports Radio in New York, the New York Mets and other notable communications and broadcasting organizations.

Thomas has a bachelor of science in sports administration from St. John's University in NY.

BILL WICKETT

EXECUTIVE V.P. OF COMMUNICATIONS

Executive Vice President of Communications Bill Wickett enters his 11th season with the Lightning and the St. Pete Times Forum. Prior to coming to Tampa, Wickett worked in Detroit, Michigan where he was director of media relations for the Detroit Pistons for six seasons.

In his current role, Wickett oversees all communications and community relations efforts and strategies for the Lightning, the St. Pete Times Forum and previously for the Tampa Bay Storm of the Arena Football League, including media relations and publications for the hockey team. Wickett has also served as the St. Pete Times Forum's liaison for the numerous NCAA events held at the arena, including the NCAA men's basketball first and second rounds, NCAA Women's Final Four and the ACC Men's Basketball Tournament. He has also been instrumental in efforts to bring new events to the building in order to increase national exposure.

Wickett began his public relations career as assistant director of athletic media relations for the University of Michigan in 1991, where his responsibilities included publications and media relations for the Michigan men's basketball program. The 1989 Michigan graduate worked in his alma mater's athletic department for three seasons before he joined the Pistons in 1993.

The Detroit native resides in Oldsmar with his wife, Mikki, and their sons, Sean and Jake, and daughter, Jane.

PATRICK DUFFY

SENIOR V.P. CORPORATE SALES, MARKETING PARTNERSHIPS

Patrick Duffy enters his eighth season with the Tampa Bay Lightning in 2009-10, his first as Senior Vice President of Corporate Sales and Marketing.

Duffy will oversee the Lightning's corporate partnership department, leading the organization to strengthen relationships with previously established partners and also grow new sponsors. He most recently headed up Tampa Bay's ticket and suite sales departments. His current role allows the organization to create synergy in all revenue producing areas within the organization.

Prior to joining the Lightning, Duffy worked in a sales capacity with the New York Islanders organization for three seasons.

Duffy attended Florida State University where he earned his Bachelor's degree in Business Management and Marketing. He went on to earn a Masters in Business Administration, also from FSU.

He resides in Brandon with his wife, Danielle, and daughters, Juliana and Malayna.

KEITH HARRIS

SENIOR VICE PRESIDENT, HUMAN RESOURCES

Keith Harris enters his first season as Senior Vice President of Human Resources. In his role, Harris oversees all human resource aspects of the organization, including recruiting, orientation, employee relations, compensation and benefits, training development, organizational design, performance management and policies and procedures. He plays a critical role on the Lightning management team, designing and implementing HR initiatives to enhance company performance.

Harris has more than 20 years of human resources experience, when he began his career with International Paper. He has worked in a variety of industries, including healthcare, food and beverage manufacturing as an HR generalist. Harris also spent the later part of his career focusing on organizational and leadership development.

Prior to joining the Lightning, Harris worked for a privately held marketing services company with offices in the United States, Canada and Europe.

A native of Lakeland, Florida, Harris graduated from Florida A&M University in 1989 with a degree in political science and a minor in labor relations.

Harris is married with three daughters and resides in New Tampa.

IMRAN KHAN

SENIOR VICE PRESIDENT, STRATEGIC PLANNING

Imran Khan enters his second season with the Lightning and his first as Vice President, Strategic Planning.

In his current role, Khan works with Ownership and the General Manager providing support in both Business and Hockey Operations by identifying short and long term business objectives with a focus on the day-to-day operations of the Tampa Bay Lightning and St. Pete Times Forum.

Khan joined the Lightning from Octagon where he worked closely with the managing directors of the athlete representation departments and the chief integration officer by providing financial oversight and developing strategies and procedures for Octagon's 10 specific business divisions.

A graduate of Yale University, Khan received a bachelor's degree in economics in 2005. He is single and resides in Tampa.

ANGELINA LAWTON

SENIOR VICE PRESIDENT, CORPORATE COMMUNICATIONS

Angelina Lawton enters her second season as the Vice President of Corporate Communications of the Tampa Bay Lightning. She is responsible for the enhancement and integrity of the team's brand and corporate identity. She is the head of the full service in-house agency responsible for developing and implementing marketing strategies for the entire organization. The agency supports all of the companies needs including graphic design, program development, and media buying services.

Lawton oversees the integration of corporate culture throughout the organization, leading internal relations initiatives. She acts as the consultant to each department ensuring seamless incorporation of brand and consistency of message.

Lawton has more than 15 years of comprehensive marketing and corporate communication experience to her name. Before joining the Lightning, Lawton worked with the Rahn Group, an asset management company, as the Marketing Consultant from 2002-04. While with the company she successfully developed the brand and corporate identity while also generating marketing, sales and advertising strategies. Prior to joining the Rahn Group, Lawton served as the Marketing Consultant for Lawton Sport & Financial, a Minneapolis-based sports agency beginning in 1999.

From 1990-98 Lawton held the position of Vice President and Director of Corporate Communications for Investment Advisers, Inc. IAI, an international money management firm with more than 200 employees, managing more than $18 billion.

While at IAI, Lawton supervised the Corporate Communications department, overseeing all marketing, advertising, graphic design and public relations initiatives companywide. She was integral in developing and managing the brand and played a key role in implementing numerous cost effective and revenue generating strategies for the organization. Lawton managed the brand identity internationally and implemented innovative campaigns to strengthen the corporate identity. She was also responsible for holding shareholder events nationally, managing these private functions from the onset, devising publicity campaigns to enhance them, and securing key note speakers including Colin Powell, General Schwartzkopf, James Carville, and Mary Madeline.

Lawton holds a Bachelor of Arts degree in Journalism with a minor in Marketing from Arizona State University. She now resides in Tampa with her husband Brian, and their sons, Jack (13) and Nick (9), and daughter Gabby (5).

BRIAN BRESEMAN

MEDIA RELATIONS MANAGER

Brian Breseman enters his seventh year as Lightning media relations manager. His primary responsibilities are media relations and Lightning publications, including production and editing of game notes and the media guide, as well as overseeing the team's photo archives and contributing to the Lightning's web site.

A native of Madison, Wisconsin, Breseman joined the Lightning on a full-time basis in 2001 as a group event coordinator. He was promoted to the position of database marketing manager prior to joining the Public Relations Department for the 2003-04 season.

He graduated as a dean's list student with a B.S. in Communications from East Carolina University prior to joining the Lightning as a group sales intern in the summer of 2001.

Breseman and his wife, Sarah, reside in Tampa.

KASEY DOWD SMITH

EXECUTIVE DIRECTOR OF LIGHTNING FOUNDATION

Kasey Dowd Smith enters her first season as Executive Director of the Lightning Foundation. She began her career with the Lighting in 2001 serving as Sales Coordinator and then was promoted to Community Relations Manager, serving through the 2003-2004 season. In her new role, Kasey will be responsible for managing and directing the Lightning Foundation, the club's 501 (c) 3 organization, will oversee the Foundation's Grant Program, lead community relations, administer the Lightning's Player Ticket Program and cultivate new funding for the Lightning Foundation.

The former Executive Director of The Brad Richards Foundation, Inc., Kasey led the charitable initiatives of previous Lighting player Brad Richards. Through their efforts, the Brad Richards Foundation touched hundreds of families affected by childhood cancer and saluted many military heroes protecting our freedom.

Kasey graduated from Ohio University with a B. A. in Sport Industry in 2001. While at Ohio, she played four years on the women's softball team, leaving the team holding six career records.

Kasey is a native of Clearwater and currently resides in Tampa with her husband, Josh, and son, Tyler.

DAVE ANDREYCHUK

COMMUNITY REPRESENTATIVE

With his image forever etched into the minds of Lightning fans as Captain of the 2004 Stanley Cup Champions, Dave Andreychuk enters his second season in the role of community representative for the Lightning. The former Tampa Bay captain represents the hockey club in the areas of marketing, community relations and alumni relations.

The native of Hamilton, Ontario, was signed by the Lightning as a free agent on July 13, 2001. He played five seasons in Tampa Bay and was named captain prior to the 2002-03 season. Andreychuk served as the Lightning's leader during their 2004 Stanley Cup Championship, one season after helping Tampa Bay earn it's second playoff berth in history.

A veteran of 1,639 NHL games, Andreychuk scored 640 career goals and registered 1,338 career points. He is the NHL's all-time leader in power play goals with 274 and ranks fourth all-time in the NHL in games played and 26th in points.

Dave and his wife, Sue, live in Tampa with their three daughters, Taylor, Caci and Brooke.

RICK PECKHAM

TELEVISION PLAY-BY-PLAY ANNOUNCER

A veteran of broadcasting professional hockey for the past 32 seasons, Rick Peckham will return to the broadcast booth in 2009-10 for his 15th season as the play-by-play announcer for the Tampa Bay Lightning.

The 1977 graduate of Kent State University with a B.A. in telecommunications had been the play-by-play announcer for Hartford Whalers games on SportsChannel New England from 1984 through 1995 and was part of the New England Emmy Award-winning live sports production team.

Peckham has also broadcast NHL action on VERSUS, SportsChannel America, and ESPN. He also called games on both television and radio for the American Hockey League's Rochester Americans from 1977-84.

He also has announced US Open tennis, Arena Football's Tampa Bay Storm, NFL and NBA telecasts for ESPN International and college basketball.

Rick and his wife, Vickie, reside in Lutz with their sons, Alex and Matthew.

BOBBY TAYLOR

TELEVISION COLOR ANALYST

Television analyst Bobby Taylor returns for his 17th year with the Lightning broadcast team. "The Chief" is in his 34th season as an NHL analyst, having joined the Lightning following 17 years as a color analyst for the Philadelphia Flyers starting in 1976. While in Philadelphia, Taylor held the analyst position in both television and radio. In addition, Taylor worked the 1995, 1997, 1998 and 1999 Stanley Cup Playoffs on ESPN2.

A native of Calgary, Alberta, Taylor played five NHL seasons as a goaltender with Philadelphia and Pittsburgh and helped the Flyers to the 1974 and 1975 Stanley Cup Championships. Additionally, Taylor possesses a degree in marketing, having graduated from Seattle University in 1973.

Bobby has three children, Erin and twins Casey and Shana. They reside in Tampa.

PAUL KENNEDY

TELEVISION HOST

Broadcasting veteran Paul Kennedy returns to the Lightning television team for the seventh year as host and rink side reporter for all Lightning games on Sun Sports after returning to hockey in 2003-04.

Kennedy's history with the Lightning can be traced back to Day 1, when he served as host of Sun Sports' NHL Expansion Draft coverage in 1992 as the Lightning welcomed the likes of Brian Bradley and John Tucker. He also served as the Lightning's pre-game host for the franchise's first two seasons.

Kennedy is Sun Sports' sports director and primary host and play-by-play announcer. Since joining the regional sports network at its inception in 1988, Kennedy has called the action on numerous local, regional and national sporting events, making him one of the most well-known and respected sports talents in Florida. In 2000, the National Sportscasters and Sportswriters Association (NSSA) named Kennedy "Florida Sportscaster of the Year." In 2009 he begins his 21st season serving as host for the Orlando Magic of the NBA on Sun Sports.

Prior to joining Sun Sports, Kennedy was the "Voice of the Crimson Tide" for five years at tradition-rich Alabama.

He holds degrees in Political Science and English Literature from Virginia Polytechnic Institute. He resides in Orlando.

DAVID MISHKIN

RADIO PLAY-BY-PLAY ANNOUNCER

David Mishkin brings his energetic style back for an eighth year as radio play-by-play announcer for all games on WDAE AM 620.

Prior to joining the Lightning, Mishkin spent eight seasons as the television and radio voice of the AHL's Hershey Bears. While with the Bears' organization, Mishkin maintained a variety of roles outside of broadcasting, handling the team's media and public relations requirements and also serving as Manager of Hockey Operations. In those roles he was responsible for overseeing the club's Season Ticket Sales Manager, Group Sales Manager and Team Operations Coordinator, while acting as the primary liaison between the team and their flagship radio station. While with the Hershey organization, Mishkin served for three years as the play-by-play broadcaster and media relations director for the company's soccer team in the A-League, the Hershey Wildcats.

A 1991 Yale graduate, Mishkin broke into professional hockey as play-by-play broadcaster for the Johnstown Chiefs of the ECHL. While a student at Yale he also worked in the University's Sports Information Office for the 1990-91 academic school year and served as Sports Director for the school radio station, WYBC, from 1988-91.

David and his wife, Dulcie, reside in Brandon with their son, Eli, and daughter, Madeleine.

PHIL ESPOSITO

RADIO ANALYST

NHL Hall of Famer Phil Esposito returns for his 10th year as radio analyst for Lightning home games.

A Lightning founder and the team's general manager during its first seven seasons, Esposito joined the Lightning radio team during the 1999-00 season. Prior to joining the Lightning broadcast team, he worked as a television analyst for FOX television in Los Angeles and UPN 38 WSBK-TV in Boston. Esposito has also served as a broadcast analyst for the New York Rangers on MSG Network, and was the Rangers' Vice President & General Manager from 1986-88.

Esposito's spectacular 18-year playing career was highlighted by two Stanley Cup Championships with the Boston Bruins, in 1970 and 1972. Originally a member of the Chicago Blackhawks (1963-67), Esposito was the central figure in one of hockey's biggest trades when he was sent to Boston in 1967. During the next eight seasons, he virtually rewrote the NHL record books. He became the first player in NHL history to score 100 points in a season (1969-70) and, two seasons later, set single season standards of 76 goals and 152 points, which stood until Wayne Gretzky eclipsed those marks a decade later. His 717 career goals place him fifth on the all-time list, and his 1,590 points are 10th all-time.

Phil and his wife, Bridget, reside in Tampa. He has three daughters, Laurie, Carrie and Cherise.

MATT SAMMON

MANAGER OF RADIO PROGRAMMING

This is Matt Sammon's eighth season with the Lightning and his second as Manager of Radio Programming. The 2008-09 season will also mark his fourth on the air as game day host of the Lightning Radio Network.

A native of Fairport, New York, Sammon grew up in the Tampa Bay area and is a long-time supporter of the Lightning. After graduating from Armwood High School in Tampa, he earned his B.A. in Communications at the University of Alabama. During a seven-year stint at WDAE-AM in Tampa, he was the station's executive producer and a weekend talk show host before being named game day host of the Lightning Radio Network prior to the 2006-07 season. He was also a weekend disc jockey at WTBT-FM, WSSR-FM, and WMTX-FM while at WDAE. He is currently a part-time instructor at the CSB School of Broadcasting in Tampa.

Matt and his wife, Jennifer, reside in Lutz.

TAMPA BAY
TEAM PLAYER ROSTER
2009-10

RYAN CRAIG | CENTER - 34

HEIGHT 6' 2" **WEIGHT** 218 **SHOOTS** Left
BORN January 6, 1982 (Abbotsford, BC)
ACQUIRED Selected in the eighth round, 255th overall, at the 2002 NHL Entry Draft
SEASONS NHL – 5th, Lightning – 5th

CRAIG vs. NHL

	GP	G	A	P	PIM
ANA	2	0	0	0	4
ATL	16	4	4	8	11
BOS	10	2	2	4	2
BUF	10	0	1	1	15
CGY	1	0	0	0	0
CAR	18	4	1	5	0
CHI	1	0	0	0	0
COL	3	0	0	0	0
CBJ	2	0	1	1	0
DAL	3	1	2	3	6
DET	1	1	0	1	0
EDM	2	0	0	0	0
FLA	16	7	3	10	28
LAK	3	0	1	1	0
MIN	2	0	0	0	0
MTL	10	1	1	2	6
NSH	1	0	0	0	0
NJD	11	0	1	1	7
NYI	7	0	2	2	0
NYR	8	0	4	4	5
OTT	10	0	0	0	4
PHI	7	5	2	7	12
PHX	2	0	0	0	0
PIT	7	1	3	4	0
SJS	1	0	0	0	0
STL	1	0	0	0	2
TBL	0	0	0	0	0
TOR	8	1	0	1	17
VAN	2	0	0	0	0
WSH	16	5	3	8	2

NHL AND LIGHTNING FIRSTS: Game: 12/17/05 vs. DET **Goal:** 12/17/05 vs. DET (Osgood) **Assist:** 1/5/06 @ BUF
CAREER HIGHLIGHTS: Goals: Game: 2 (3 times, last – 11/22/06 at FLA) Season: 15 (2005-06) Multi-Goal Games: 3 In 2008-09: 0 Hat Tricks: 0 Streak: 2 (5 times, last – 10/5-10/7/06, 3g) In 2008-09: 0 **Assists:** Game: 2 (2 times, last – 3/19/06 vs. NYI) Season: 13 (2005-06, 2006-07) Streak: 2 (4 times, last – 2/3-2/6/07, 2a) In 2008-09: None **Points:** Game: 3 (2 times, last – 11/2/06 at FLA, 2g-1a) Season: 28 (2005-06) Multi-Point Games: 10 In 2008-09: None Streak: 5 (3/17-3/25/06, 4g, 4a) In 2008-09: 2 (12/20-1/3/09, 1g, 1a) **Shootout Statistics:** Career: 0-1 (.000) In 2008-09: 0-0 (.000) **Games Played Streak:** 65 (11/8-4/3/07) **Most PIM in a Game:** 10 (2 times, last – 3/12/09 at TOR) **Most Shots in a Game:** 6 (2 times, last – 11/10/08 at WSH)

2008-09 Season

Played in 54 games with the Lightning, recording 2 goals and 6 points … Missed 12 games due to injury, including the final 4 with an upper body injury … Had a career-high 60 PIM … Won 110 of 222 face-offs taken (49.6%) … His 54 games played were the second-most of his career … Had a 2-game point streak 12/20-1/3 (1-1-2) … Logged a season-high 18:37 in ice time 12/11 at MTL.

Career

2007-08: Missed 72 games due to back and knee injuries … Recorded a goal and an assist in 7 games played … Averaged 13:03 in average ice time per game … Recorded his 1st assist of the season and tied his season-high with 3 shots on goal 11/21 vs. NYR … Made his season debut and scored his 1st goal of the season while logging a season-high 17:00 in ice time while recording a season-high 3 shots on goal 11/10 at WSH … **2006-07:** Played in his 100th career game 2/17 at FLA … Had a 4-game point streak snapped 2/6 vs. LAK … Scored his 2nd GWG of the season and landed 8 hits 2/1 at CAR … Recorded his 2nd multi-point game of the season with a goal and an assist 12/16 vs. CAR … Tied a career high with 3 points (2-1-3) and 2 goals 11/22 at FLA … Scored a goal for the 2nd consecutive game, tying his career high, and played in his 50th career game 10/7 vs. BOS … Recorded his 2nd career multi-goal game with 2 goals, 1 on the power play, and had 3 shots on goal 10/5 at ATL … **2007 Playoffs:** Played in all 6 game of the ECQF vs. NJ … Logged 11:59 of ice time and landed 3 hits in Game 3 … Played 9:29 and had 2 hits in Game 2 … **2005-06:** Scored his 15th goal of the season to tie Rob Zamuner (1992-93) and Daymond Langkow (1996-97) for 2nd most by a Lightning rookie 4/6 vs. ATL ... Had a career-long 5-game point streak from 3/17-3/25/06 (4-4-8) ... Registered 3 consecutive multi-point games 3/17-3/20/06 (3-3-6) ... Scored 2 goals, his 11th and 12th of the season, for his 1st career multi-goal game 3/17 vs. PHI ... Scored his 10th goal of the season to become the 1st Lightning rookie to net 10 goals since Brad Richards in 2000-01 (21) 2/28 vs. FLA ... Scored his 4th goal of the season and added 2 assists for his 1st career 3-point game 1/20 at DAL ... Recorded his 1st career NHL assist 1/5 at BUF ... Scored his 1st career NHL goal in his 1st NHL game and logged almost 10 minutes (9:52) of ice time 12/17 vs. DET ... At the time of his recall, was tied for the Springfield team lead in goals with 12 ... Had 12 goals and 10 assists in 28 games with Springfield ... 5 of his goals came with the man advantage … **2006 Playoffs:** Played in all five post-season games vs. OTT and registered 10 PIM and 6 shots on goal … Had two shots on goal each in Game 1 and Game 2 at OTT … Recorded a personal playoff high of ice time with 16:00 in Game 1 at OTT … **2004-05:** Appeared in all 80 games for Springfield and led the team in goals with 27, points with 41, power play goals with 12 and game-winning goals with five … Set career highs at the AHL level in games played, goals, assists, points and PIM (50). **2003-04:** Made his pro debut with Pensacola of the ECHL before being recalled to Hershey (AHL) on 10/31 to finish the season … Scored 3 goals with 5 assists in 5 games with the Ice Pilots … Played 61 games with Hershey scoring 4 goals and recording 8 assists with 12 penalty minutes … Signed by the Lightning on 7/10/03 … **Junior Career:** Came back from off-season knee surgery to complete his 5th full season with Brandon of the WHL as an overage player in 2002-03 … Honored as the Canadian Hockey League's Humanitarian of the Year for the 2002-03 season and served as the captain of the WHL's Eastern All-Star Team in the 2002-03 Hershey Cup … Named to WHL East First All-Star Team … Served as Brandon team captain 2 seasons … Tied for team lead in scoring with 74 points in 60 games in 2002-03 … In 2002-03 ranked 6th in the WHL in goals, 1st in GWG (11), and tied for 8th in PPG (17) … Set career highs in goals, points and PIM (69) … 2nd on team with 13 points in 17 playoff games … 2nd on team in scoring with 64 points in 52 games in 2001-02 … Named team MVP following 2001-02 season … Led team in scoring with 71 points in 2000-01 … Made WHL debut by appearing in 1 game with Brandon in 1997-98 as a 16-year-old.

Transactions

Signed with Tampa Bay to return to North America 7/8/08 … Signed as a free agent by Yaroslavl (Russia), August 5, 2006 … Selected in the 3rd round, 94th overall, at the 2001 NHL Entry Draft.



* WHL East First All-Star Team (2003)
* Canadian Major Junior Humanitarian Player of the Year (2003)

CAREER STATISTICS

			Regular Season										Playoffs				
Season	**Team**	**League**	**GP**	**G**	**A**	**TP**	**+/-**	**PIM**	**PPG**	**SHG**	**GWG**	**S**	**GP**	**G**	**A**	**TP**	**PIM**
1997-98	Brandon	WHL	1	0	0	0	-	0	-	-	-	-	-	-	-	-	-
1998-99	Brandon	WHL	54	11	12	23	-	46	-	-	-	-	5	0	0	0	4
1999-00	Brandon	WHL	65	17	19	36	-	40	-	-	-	-	-	-	-	-	-
2000-01	Brandon	WHL	70	38	33	71	-	49	-	-	-	-	6	3	0	3	7
2001-02	Brandon	WHL	52	29	35	64	-	52	-	-	-	-	10	11	10	21	13
2002-03	Brandon	WHL	60	42	32	74	-	69	-	-	-	-	17	5	8	13	29
2003-04	Hershey	AHL	61	4	8	12	-	12	-	-	-	-	-				
	Pensacola	ECHL	5	3	5	8	-	0	-	-	-	-	-	-	-	-	-
2004-05	Springfield	AHL	80	27	14	41	-	50	-	-	-	-	-	-	-	-	-
2005-06	**LIGHTNING**	**NHL**	**48**	**15**	**13**	**28**	**-4**	**6**	**6**	**0**	**0**	**81**	**5**	**0**	**0**	**0**	**10**
	Springfield	AHL	28	12	10	22	-	14	-	-	-	-	-	-	-	-	-
2006-07	**LIGHTNING**	**NHL**	**72**	**14**	**13**	**27**	**-11**	**55**	**4**	**0**	**2**	**130**	**6**	**0**	**0**	**0**	**12**
2007-08	**LIGHTNING**	**NHL**	**7**	**1**	**1**	**2**	**-1**	**0**	**1**	**0**	**0**	**8**	-	-	-	-	-
2008-09	**LIGHTNING**	**NHL**	**54**	**2**	**4**	**6**	**-7**	**60**	**0**	**0**	**0**	**64**	-	-	-	-	-
NHL TOTALS			**181**	**32**	**31**	**63**	**-23**	**121**	**11**	**0**	**2**	**283**	**11**	**0**	**0**	**0**	**22**

TODD FEDORUK | LEFT WING - 17

FEDORUK vs. NHL

	GP	G	A	P	PIM
ANA	14	1	1	2	27
ATL	19	0	3	3	30
BOS	15	0	0	0	16
BUF	15	0	0	0	36
CGY	17	3	3	6	20
CAR	17	1	4	5	34
CHI	14	0	1	1	25
COL	14	1	1	2	9
CBJ	15	0	2	2	31
DAL	22	2	0	2	28
DET	14	3	2	5	23
EDM	16	1	3	4	30
FLA	19	1	6	7	64
LAK	25	0	2	2	66
MIN	10	1	2	3	38
MTL	16	0	3	3	65
NSH	14	1	3	4	14
NJD	22	1	2	3	11
NYI	20	1	1	2	44
NYR	20	0	2	2	63
OTT	11	0	0	0	9
PHI	2	1	0	1	4
PHX	18	0	4	4	45
PIT	18	2	1	3	36
SJS	26	2	4	6	39
STL	18	0	3	3	47
TBL	16	2	1	3	30
TOR	17	4	3	7	31
VAN	14	1	4	5	46
WSH	17	0	1	1	35

HEIGHT 6' 2" **WEIGHT** 240 **SHOOTS** Left
BORN February 13,1979 (Redwater, Alberta)
ACQUIRED From Phoenix with David Hale in exchange for Radim Vrbata on July 21, 2009
SEASONS NHL - 9th, Lightning - 1st

NHL FIRSTS: Game: 11/1/00 at NJD **Goal:** 11/8/00 at PIT (Aubin) **Assist:** 12/27/00 at FLA
CAREER HIGHLIGHTS: Goals: Game: 1 (29 times, last – 4/11/09 vs. ANA) Season: 6 (2008-09, 2007-08) Multi-Goal Games: 0 In 2008-09: 0 Hat Tricks: 0 Streak: 0 In 2008-09: 0 **Assists:** Game: 3 (4/9/03 vs. FLA) Season: 19 (2005-06) Streak: 6 (10/21/05-11/1/05, 6a) In 2008-09: None **Points:** Game: 3 (4/6/03 vs. FLA) Season: 23 (2005-06) Multi-Point Games: 10 In 2008-09: 1 Streak: 6 (10/21-11/1/05, 0g-6a) In 2008-09: None **Shootout Statistics:** Career: 0-0 (.000) In 2008-09: 0-0 (.000) **Games Played Streak:** 110 (12/26/07-02/28/09) **Most PIM in a Game:** 27 (12/13/01 vs. MTL) **Most Shots in a Game:** 5 (3/12/06 vs. PHX)

2008-09 Season

Played in 72 games with PHX, the 2nd-highest total in his career … His 10:35 in average ice time was the 2nd highest of his career … Recorded 6 goals and 13 points with 72 PIM … Recorded a season-high 2 points (0-2-2) and +3 rating 2/14 vs. CGY … Scored his 1st PHX goal 10/25 vs. CGY … Made his PHX debut 10/11 vs. CBJ.

Career

2007-08: Played 69 games with Dallas and Minnesota, totaling 6 goals and 13 points with 139 PIM … Began the season with DAL, recording 2 points, both assists, and 33 PIM in 11 games … Claimed off waivers by MIN on 11/22 and registered six goals and 11 points with 106 PIM in 58 games … Established career-highs in goals (6) and PPG (2) … Ranked 2nd on team with 139 PIM … Tallied 2nd PPG of season and his career-high 6th goal 4/3 vs. CGY … Notched 4th goal of season and skated season-high 16:54 3/24 at EDM … Whistled for 900th career PIM 3/21 at VAN … Scored 3rd goal of season, his 1st career PPG 2/27 at TBL … Played in 400th career NHL game 2/17 vs. NSH … Had assist and was career-best +3 1/13 vs. PHX … Made Wild debut 11/23 vs. VAN … **2008 Playoffs:** Appeared in 6 playoff games for MIN, recording a goal and 2 points with 16 PIM … Scored a goal in Game 1 of the Western Conference Quarterfinal 4/9 vs. COL … **2006-07:** Began the season in ANA and registered 3 assists with 36 PIM in 10 games before being traded to PHI … In 48 games with PHI, he collected 3 goals and 11 points with 84 PIM … Recorded 2 assists 12/31 at CAR … Traded to PHI from ANA on 11/13 in exchange for a 4th round draft pick in the 2007 Entry Draft … Collected 2 assists 10/25 vs. EDM … Appeared in his 300th career NHL game 10/11 vs. NYI … **2005-06:** Appeared in 76 games for ANA, recording 4 goals and 23 points with 174 PIM … Set career-highs in games played (76), assists (19) and points (23) … Ranked 6th in the NHL in PIM (174), which also led the Ducks … Collected a 6-game point and assist streak 10/21-11/1 … **2006 Playoffs:** Appeared in 12 playoff games for ANA and collected 16 PIM … **2004-05:** Spent the season with the Philadelphia Phantoms (AHL), recording 4 goals and 16 points with 142 PIM in 42 games while helping them to the Calder Cup Championship … Appeared in 16 playoff games, posting 2 goals and 4 points with 33 PIM … Scored his 1st-ever playoff goal on 4/23 vs. Norfolk … Collected 3 2nd period assists in his 300th professional game 2/25 vs. Hershey … **2003-04:** Recorded a goal and 5 points with 136 PIM in 49 games with PHI … Ranked 2nd on the club in PIM (136) … Appeared in his 200th career NHL game 1/20 vs. MTL … Scored his first 1st career GWG 1/17 at TOR … Missed seven games while recovering from surgery to repair a fracture to his left cheekbone (11/13-11/28) … **2004 Playoffs:** Played in 1 postseason contest for PHI … **2002-03:** Played in 63 games in his 3rd season with Philadelphia and 3rd in the NHL, tallying a goal and 6 points with 105 PIM…Had a career-high 3 assists 4/6 at FLA … **2003 Playoffs:** Appeared in 1 playoff game for PHI … **2001-02:** Appeared in 55 games for PHI, collecting 3 goals and 7 points with 141 PIM … Led the Flyers with 141 PIM in his 2nd NHL season … Set a career-high for PIM in a game with 27 12/13 vs. MTL … **2002 Playoffs:** Played in 3 postseason games with PHI … **2000-01:** Appeared in 53 games for PHI during his rookie season, notching 5 goals and 10 points with 109 PIM … Ranked 4th on the team with 109 PIM … Earned his 1st career NHL assist and had his first multi-point outing (0-2-2) 12/27 at FLA … Tallied his 1st NHL goal 11/8 at PIT … Made his NHL debut 11/1 at NJD … **2000 Playoffs:** Appeared in 2 playoff games with PHI … **1999-00:** Split his 1st professional season between Philadelphia (AHL) and Trenton (ECHL), playing in 37 games combined … **Junior Career:** In 1998-99 he split the season between Regina and Prince Albert (WHL) … Posted 18 goals and 34 points with 182 PIM in 67 games … In 1997-98 he split the year between Kelowna and Regina (WHL) … Notched 7 goals, 15 points and 200 PIM in 52 games … During the 1996-97 season he recorded 1 goal, 6 points and 87 PIM for Kelowna.

Transactions

Acquired by Tampa Bay with D David Hale from Phoenix in exchange for RW Radim Vrbata on July 21, 2009 … Signed by Phoenix as a free agent on July 1, 2008 … Claimed on waivers by Minnesota from Dallas, November 22, 2007 … Signed with Dallas as a free agent on July 9, 2007 … Traded to Philadelphia by Anaheim in exchange for a 4th round pick in 2007 on November 13, 2006 … Traded to Anaheim by Philadelphia in exchange for Anaheim's 2nd round pick in 2005 on July 29, 2005 …
Drafted by Philadelphia in the seventh round, 164th overall, of the 1997 NHL Entry Draft.

CAREER STATISTICS

			Regular Season										Playoffs				
Season	Team	League	GP	G	A	TP	+/-	PIM	PPG	SHG	GWG	S	GP	G	A	TP	PIM
1995-96	Kelowna	WHL	44	1	1	2	-	83	-	-	-	-	4	0	0	0	6
1996-97	Kelowna	WHL	31	1	5	6	-	87	-	-	-	-	6	0	0	0	14
1997-98	Kelowna	WHL	31	3	5	8	-	120	-	-	-	-	-	-	-	-	-
	Regina	WHL	21	4	3	7	-	80	-	-	-	-	9	1	2	3	33
1998-99	Regina	WHL	39	12	12	24	-	107	-	-	-	-	-	-	-	-	-
	Prince Albert	WHL	28	6	4	10	-	75	-	-	-	-	12	1	6	7	40
1999-00	Trenton	ECHL	18	2	5	7	-	118	-	-	-	23	-	-	-	-	-
	Philadelphia	AHL	19	1	2	3	3	40	1	0	0	12	5	0	1	1	2
2000-01	**Philadelphia**	**NHL**	**53**	**5**	**5**	**10**	**6**	**109**	**1**	**0**	**0**	**28**	**2**	**0**	**0**	**0**	**20**
	Philadelphia	AHL	14	0	1	1	-3	49	0	0	0	13	-	-	-	-	-
2001-02	**Philadelphia**	**NHL**	**55**	**3**	**4**	**7**	**-2**	**141**	**0**	**0**	**0**	**21**	**3**	**0**	**0**	**0**	**0**
	Philadelphia	AHL	7	0	1	1	-3	54	0	0	0	-	-	-	-	-	-
2002-03	**Philadelphia**	**NHL**	**63**	**1**	**5**	**6**	**1**	**105**	**0**	**0**	**0**	**33**	**1**	**0**	**0**	**0**	**0**
2003-04	**Philadelphia**	**NHL**	**49**	**1**	**4**	**5**	**-4**	**136**	**0**	**0**	**1**	**33**	**1**	**0**	**0**	**0**	**0**
	Philadelphia	AHL	2	0	2	2	2	2	0	0	0	-	-	-	-	-	-
2004-05	Philadelphia	AHL	42	4	12	16	8	142	0	0	0	-	16	2	2	4	33
2005-06	**Anaheim**	**NHL**	**76**	**4**	**19**	**23**	**6**	**174**	**0**	**0**	**1**	**69**	-	-	-	-	-
2006-07	**Anaheim**	**NHL**	**10**	**0**	**3**	**3**	**2**	**36**	**0**	**0**	**0**	**2**	-	-	-	-	-
	Philadelphia	**NHL**	**48**	**3**	**8**	**11**	**-11**	**84**	**0**	**0**	**0**	**28**	-	-	-	-	-
2007-08	**Dallas**	**NHL**	**11**	**0**	**2**	**2**	**2**	**33**	**0**	**0**	**0**	**6**	-	-	-	-	-
	Minnesota	**NHL**	**58**	**6**	**5**	**11**	**0**	**106**	**2**	**0**	**0**	**51**	**6**	**1**	**1**	**2**	**16**
2008-09	**Phoenix**	**NHL**	**72**	**6**	**7**	**13**	**-6**	**72**	**0**	**0**	**0**	**56**	-	-	-	-	-
NHL Totals			**495**	**29**	**62**	**91**	**-18**	**990**	**2**	**0**	**2**	**327**	**25**	**1**	**1**	**2**	**54**

KURTIS FOSTER | DEFENSE - 6

HEIGHT 6' 5" **WEIGHT** 220 **SHOOTS** Right
BORN November, 24, 1981 (Carp, Ontario)
ACQUIRED Signed as a free agent on July 8, 2009
SEASONS NHL – 7th, Lightning – 1st

NHL FIRSTS: Game: NHL: 3/31/03 at NYR **Goal:** NHL: 11/19/05 vs. NSH (Vokoun) **Assist:** NHL: 2/3/04 at BOS
CAREER HIGHLIGHTS: Goals: Game: 2 (11/19/05 vs. NSH) Season: 10 (2005-06) Multi-Goal Games: 1 In 2008-09: 0 Hat Tricks: 0 Streak: 2 (1/18-1/20/06, 2g) In 2008-09: 0 **Assists:** 3 (12/29/06 vs. CBJ) Season: 20 (2006-07) Streak: 3 (2 times, last - 4/7-4/11/09, 4a) In 2008-09: 3 (4/7-4/11/09, 4a) **Points:** Game: 3 (2 times, last – 4/11/09 at CBJ) Season: 28 (2005-06) Multi-Point Games: 16 In 2008-09: 2 Streak: 3 (4 times, last – 4/7-4/11/09, 1g-4a) In 2008-09: 3 (4/7-4/11/09, 1g-4a) **Shootout Statistics:** Career: 0-0 (.000) In 2008-09: 0-0 (.000) **Games Played Streak:** 32 (01/07-03/29/06) **Most PIM in a Game:** 6 (12/31/06 vs. ANA) **Most Shots in a Game:** 7 (2 times, last – 11/20/06 at EDM)

FOSTER vs. NHL

	GP	G	A	P	PIM
ANA	9	0	4	4	20
ATL	2	0	1	1	4
BOS	3	0	3	3	0
BUF	2	0	0	0	0
CGY	17	2	4	6	17
CAR	1	0	0	0	2
CHI	6	1	3	4	0
COL	20	0	8	8	14
CBJ	9	2	4	6	8
DAL	9	0	2	2	8
DET	9	0	0	0	6
EDM	19	4	6	10	12
FLA	1	0	0	0	0
LAK	11	1	3	4	6
MIN	0	0	0	0	0
MTL	2	1	0	1	0
NSH	11	3	5	8	16
NJD	2	0	0	0	2
NYI	2	1	1	2	4
NYR	3	0	0	0	0
OTT	2	0	0	0	4
PHI	2	0	0	0	0
PHX	7	0	3	3	8
PIT	2	0	1	1	0
SJS	9	1	2	3	8
STL	8	1	2	3	4
TBL	3	0	2	2	0
TOR	2	2	0	2	0
VAN	11	2	2	4	10
WSH	2	0	0	0	2

2008-09 Season

Played in 10 games with Minnesota, recording a goal and 6 points with a +7 rating … Missed most of the season while recovering from a fractured left femur suffered during the 2007-08 season … Finished the season with a goal and 5 points in the final 3 games with a +6 rating, tying his career high with a point in 3 consecutive games … Registered a goal and 2 points with a +3 rating and 19:45 in ice time 4/11 at CBJ … Played in 6 games with Houston (AHL), recording a goal and 6 points.

Career

2007-08: Notched 10 power play points (3-7-10), 2 GWG and 3 multi-point games ... Missed 16 games due to injury... Sat out 2 games with sore back (3/4-3/6), suffered hairline fracture of bone above eye 11/24 at NSH and missed 4 games (11/28-12/5) ... Missed final 8 games of regular season after suffering season-ending fractured left femur 3/19 at SJS ... Notched season-high 2 assists 2/27 at TBL ... Missed the 1st 2 games of season with groin injury (10/4-10/6) … Logged a season-high 25:31 of ice time 10/30 vs. PIT ... **2006-07:** Led MIN defensemen with 20 assists, including a franchise-record-tying 13 power-play assists and ranked 2nd with 23 points ... Set the MIN single-season record with 14 assists at home by a defenseman ... Established a career-high for assists ... Missed 18 games due to injury ... Collected 6 PP assists during career-high-tying 3-game point streak 12/29-1/2 (0-6-6) ... Suffered lower-body injury 1/19 at CHI and missed 9 games 1/20-2/10 ... Logged season-high 25:37 in ice-time 1/14 at CHI ... Notched career-high 3 points (all PP assists) 12/29 vs. CBJ ... Missed 9 games 12/1-12/19 with a throat injury suffered 11/29 vs. SJS ... Tied a franchise record for defenseman with 7 shots on goal 11/20 at OTT ... **2007 Playoffs:** Collected an assist in Game 2 4/13 at ANA … Made NHL playoff debut 4/11 at ANA and collected an assist ... **2005-06:** Led all Minnesota defensemen in points (28) and goals (10) in his rookie season ... Established a franchise record for goals scored at home by a defenseman (9) and tied the club record for goals scored at home by a rookie ... Ranked 8th in the league in points among rookie defensemen and tied for 2nd in goals ... Scored his 9th goal of the season at home 3/14 vs. EDM, establishing a team record for goals at home by a MIN defenseman ... Registered a season-high 3-game point streak 1/18-1/22 in which he tallied 5 points (2-3-5) … Logged a team-high 28:42 of TOI and tallied the GWG in overtime 12/17 vs. MTL ... Earned the 1st 2-assist game of his career 12/15 vs. BOS ... Tallied 4 points (3-1-4) in his 1st 3 games with the Wild ... Scored twice in his Minnesota debut, including the game-winner, for the 1st 2 goals of his career 11/19 vs. NSH ... Became the 7th player in team history to score a goal in his 1st game in a Wild sweater, and the 1st Wild player to collect 2 goals in his 1st game with the team … **2004-05:** Tied for 1st on team with a +16 rating and 4th in scoring ... Led team defensemen in goals, assists and points ... His 17 goals ranked 2nd among AHL defensemen and his 8 PPGs ranked tied for 3rd … **2003-04:** Tallied 30 points (11-19-30) and 95 PIM in 67 games with Chicago (AHL) ... Also appeared in 3 NHL contests with ATL and recorded 1 assist … **2002-03:** Made NHL debut with ATL, skating in 2 games ... Recorded 42 points (15-27-42) and 159 PIM in 75 games with Chicago during his second full season in AHL.

Transactions

Signed by Tampa Bay as a free agent on July 8, 2009 … Signed by Minnesota as a free agent, August 4, 2005 … Rights acquired by Atlanta with Jeff Cowan from Calgary in exchange for Petr Buzek and a sixth round pick (Adam Pardy) in the 2004 NHL Entry Draft December 18, 2001 … Originally selected by Calgary in the second round, 40th overall, of the 2000 NHL Entry Draft.

CAREER STATISTICS

* Yanick Dupre Memorial Award (Outstanding Humanitarian Contribution - AHL) (2004)

			Regular Season										Playoffs				
Season	Team	League	GP	G	A	TP	+/-	PIM	PPG	SHG	GWG	S	GP	G	A	TP	PIM
1997-98	Peterborough	OHL	39	1	1	2	-	45	-	-	-	-	4	0	0	0	2
1998-99	Peterborough	OHL	54	2	13	15	-	59	-	-	-	-	5	0	0	0	6
1999-00	Peterborough	OHL	68	6	18	24	-	116	-	-	-	-	5	1	2	3	4
2000-01	Peterborough	OHL	62	17	24	41	-	78	-	-	-	-	7	1	1	2	10
2001-02	Chicago	AHL	39	6	9	15	-	59	-	-	-	-	14	1	1	2	21
	Peterborough	OHL	33	10	4	14	-	56	-	-	-	-	-	-	-	-	-
2002-03	Chicago	AHL	75	15	27	42	-	159	-	-	-	-	9	1	3	4	14
	Atlanta	**NHL**	**2**	**0**	**0**	**0**	**-2**	**0**	**0**	**0**	**0**	**1**	-	-	-	-	-
2003-04	Chicago	AHL	67	11	19	30	-	95	-	-	-	-	10	0	3	3	12
	Atlanta	**NHL**	**3**	**0**	**1**	**1**	**0**	**0**	**0**	**0**	**0**	**1**	-	-	-	-	-
2004-05	Cincinnati	AHL	76	17	25	42	-	71	-	-	-	-	9	2	3	5	28
2005-06	Houston	AHL	19	4	11	15	-	32	-	-	-	-	-	-	-	-	-
	Minnesota	**NHL**	**58**	**10**	**18**	**28**	**-3**	**60**	**6**	**0**	**2**	**124**	-	-	-	-	-
2006-07	**Minnesota**	**NHL**	**67**	**3**	**20**	**23**	**-3**	**62**	**0**	**0**	**0**	**136**	**3**	**0**	**2**	**2**	**0**
2007-08	**Minnesota**	**NHL**	**56**	**7**	**12**	**19**	**0**	**37**	**3**	**0**	**2**	**118**	-	-	-	-	-
2008-09	**Minnesota**	**NHL**	**10**	**1**	**5**	**6**	**7**	**6**	**0**	**0**	**0**	**10**	-	-	-	-	-
	Houston	AHL	6	1	5	6	-	6	-	-	-	-	-	-	-	-	-
NHL Totals			**196**	**21**	**56**	**77**	**-1**	**155**	**9**	**0**	**4**	**389**	**3**	**0**	**2**	**2**	**0**

DAVID HALE

DEFENSE - 21

HALE vs. NHL

	GP	G	A	P	PIM
ANA	10	0	0	0	5
ATL	9	0	0	0	4
BOS	5	0	0	0	2
BUF	8	0	1	1	18
CGY	5	1	0	1	7
CAR	6	0	1	1	6
CHI	8	0	0	0	10
COL	12	0	3	3	13
CBJ	7	1	1	2	4
DAL	6	0	0	0	2
DET	7	0	2	2	6
EDM	8	0	0	0	8
FLA	8	0	1	1	6
LAK	10	1	1	2	12
MIN	11	0	1	1	6
MTL	8	0	0	0	2
NSH	7	0	0	0	2
NJD	1	0	0	0	0
NYI	17	0	0	0	29
NYR	14	0	2	2	16
OTT	10	0	1	1	4
PHI	13	0	0	0	15
PHX	6	0	0	0	2
PIT	13	0	0	0	4
SJS	8	0	0	0	6
STL	9	0	0	0	2
TBL	10	0	1	1	5
TOR	7	0	1	1	6
VAN	9	0	1	1	7
WSH	11	0	0	0	2

HEIGHT 6' 2" **WEIGHT** 213 **SHOOTS** Left
BORN June 18, 1981 (Colorado Springs, Colorado)
ACQUIRED From Phoenix with Todd Fedoruk in exchange for Radim Vrbata on July 21, 2009
SEASONS NHL – 6th, Lightning – 1st

NHL AND LIGHTNING FIRSTS: Game: 10/8/03 at BOS **Goal:** 11/26/08 at CBJ (S. Mason) **Assist:** 11/13/03 vs. FLA
CAREER HIGHLIGHTS: Goals: Game: 1 (3 times, last – 1/17/09 at CGY) Season: 3 (2008-09) Multi-Goal Games: 0 In 2008-09: 0 Hat Tricks: 0 Streak: 0 In 2008-09: 0 **Assists:** 1 (17 times, last – 4/1/09 at COL) Season: 6 (2008-09) Streak: 2 (2/3-2/4/06, 2a) In 2008-09: None **Points:** Game: 1 (20 times, last – 4/1/09 at COL) Season: 9 (2008-09) Multi-Point Games: None In 2008-09: None Streak: 2 (2/3-2/4/06, 0g-2a) In 2008-09: None **Shootout Statistics:** Career: 0-0 (.000) In 2008-09: 0-0 (.000) **Games Played Streak:** 41 (11/25/07-02/26/08) **Most PIM in a Game:** 19 (12/26/03 vs. NYI) **Most Shots in a Game:** 4 (3 times, last – 3/15/04 at NYR)

2008-09 Season

Played in 43 games with PHX, recording career highs of 3 goals, 6 assists and 9 points … His 15:08 in average ice time was the highest of his career to date … Missed the NHL Stanley Cup Playoffs for the 1st time in his career … Logged a season high 19:27 of ice time 1/15 at VAN … Scored his 1st NHL goal 11/26 at CBJ … Recorded a season-high +2 rating 11/4 at CGY … Made his PHX debut and recorded an assist 10/11 vs. CBJ.

Career

2007-08: Appeared in 58 games for CGY, recording 2 assists and 46 PIM … Played in his 200th career NHL game 2/12 at SJS … Collected a season-high +2 rating 1/18 vs. LA and 12/14 at CAR … Notched a season-high 20:50 TOI 12/4 vs. STL … … **2008 Playoffs:** Appeared in 6 of Calgary's 7 playoff games … **2006-07:** Began the season with NJD, appearing in 43 games before being traded to CGY on 2/27 … Had 1 assist, 26 PIM and a +2 rating with NJD … Was even or a plus in 16 consecutive games, 12/8-1/7 (+5) … Posted lone NHL point of season with assist 1/6 at OTT … Made his 2006-07 debut 11/17 vs. OTT … Missed 15 games with eye injury and subsequent surgery … Had 1 assist in 2 games with Lowell during AHL conditioning assignment, 11/9-11/13 … Traded from NJD to CGY on 2/27 along with a 5th round pick in 2007 in exchange for CGY's 3rd round pick in 2007 … Played his 1st CGY game 3/14 at COL … Played in 19 games for CGY and registered 10 PIM … **2007 Playoffs:** Appeared in 2 of CGY's 6 games vs. DET, earning 6 PIM … **2005-06:** Appeared in 38 games for NJD, recording 4 assists and 21 PIM … Played in his 100th career NHL contest 4/2 at PIT … Matched his career-highs in points and assists from his 2003-04 rookie campaign … Posted points in back-to-back games for first time in NHL career, 2/3-2/4 (0-2-2) … Posted 2 goals and 7 points in 30 games with Albany, including 2 assists 12/7 at Norfolk … Selected to represent Planet USA at 2006 AHL All-Star Classic … **2006 Playoffs:** Saw action in 8 of 9 playoff games for NJD, recording 2 assists and 12 PIM … **2004-05:** Spent entire season with Albany for first minor league action of pro career … Appeared in 30 games, posting 2 goals and 5 points … Missed 50 contests due to injury … **2003-04:** Appeared in 65 games for NJD as a rookie, recording 4 assists and 72 PIM … Finished season ranked t-5th on the team and t-2nd among NJD defensemen with a +12 rating … Played in season-high 20 straight games twice: 12/26-2/3 and 11/1-12/16 … Posted team season-high 19 PIM 12/26 vs. NYI … Recorded 1st career NHL point with assist 11/13 vs. FLA … Made Devils/NHL debut 10/8 in 3-3 tie at BOS … Signed with NJD 4/9 and attended first training camp in September … Made his NHL playoff debut with NJD in Game 5 of ECQF at PHI … **College Career:** In 2002-03 he completed his 3rd year at North Dakota (WCHA), posting 2 goals and 8 points with 49 PIM in 26 games … Also named to WCHA Third All Star Team his junior season … In 2001-02 he appeared in 34 games for North Dakota, finishing with 4 goals and 9 points for the 2nd consecutive season … During the 2000-01 season he played in the 2001 NCAA Championship Game and WCHA Championship Game as a freshman … Finished with 4 goals and 9 points in 44 games … **International Career:** Played for Team USA at the 2001 World Junior Championships in Moscow and Podolsk, Russia … Recorded 2 assists in 7 games.

Transactions

Acquired by Tampa Bay with LW Todd Fedoruk from Phoenix in exchange for LW Radim Vrbata on July 21, 2009 … Signed with Phoenix as a free agent on July 3, 2008 … Traded to Calgary by New Jersey with a fifth round pick in 2007 in exchange for Calgary's 3rd round pick in 2007 … Drafted by New Jersey in the first round, 22nd overall, of the 2000 NHL Entry Draft

CAREER STATISTICS

* USHL First All-Star Team (2000)
* WCHA Third All-Star Team (2003)

			Regular Season										Playoffs					
Season	Team	League	GP	G	A	P	+/-	PIM	PPG	SHG	GWG	S	GP	G	A	P	PIM
1998-99	Sioux City	USHL	56	3	15	18	-	127	-	-	-	-	5	0	0	0	18
1999-00	Sioux City	USHL	54	6	18	24	-	187	-	-	-	-	5	0	2	2	6
2000-01	North Dakota	WCHA	44	4	5	9	-	79	-	-	-	-	-	-	-	-	-
2001-02	North Dakota	WCHA	34	4	5	9	-	63	-	-	-	-	-	-	-	-	-
2002-03	North Dakota	WCHA	26	2	6	8	-	49	-	-	-	-	-	-	-	-	-
2003-04	**New Jersey**	**NHL**	**65**	**0**	**4**	**4**	**12**	**72**	**0**	**0**	**0**	**45**	**1**	**0**	**0**	**0**	**0**
2004-05	Albany	AHL	30	2	3	5	-3	39	0	0	0	-	-	-	-	-	-
2005-06	**New Jersey**	**NHL**	**38**	**0**	**4**	**4**	**5**	**21**	**0**	**0**	**0**	**19**	**8**	**0**	**2**	**2**	**12**
	Albany	AHL	30	2	5	7	-1	64	0	0	1	-	-	-	-	-	-
2006-07	**New Jersey**	**NHL**	**43**	**0**	**1**	**1**	**2**	**26**	**0**	**0**	**0**	**21**	-	-	-	-	-
	Lowell	AHL	2	0	1	1	1	0	0	0	0	-	-	-	-	-	-
	Calgary	**NHL**	**11**	**0**	**0**	**0**	**-2**	**10**	**0**	**0**	**0**	**12**	**2**	**0**	**0**	**0**	**6**
2007-08	**Calgary**	**NHL**	**58**	**0**	**2**	**2**	**0**	**46**	**0**	**0**	**0**	**35**	**6**	**0**	**0**	**0**	**2**
2008-09	**Phoenix**	**NHL**	**43**	**3**	**6**	**9**	**-11**	**36**	**0**	**0**	**0**	**22**	-	-	-	-	-
NHL Totals			**263**	**3**	**17**	**20**	**6**	**211**	**0**	**0**	**0**	**154**	**17**	**0**	**2**	**2**	**20**

HALL vs. NHL

	GP	G	A	P	PIM
ANA	14	1	1	2	2
ATL	12	3	1	4	4
BOS	12	3	1	4	2
BUF	11	1	2	3	0
CGY	18	4	2	6	10
CAR	13	1	2	3	0
CHI	19	4	2	6	13
COL	18	3	2	5	11
CBJ	19	5	3	8	9
DAL	15	0	3	3	14
DET	21	1	3	4	22
EDM	14	0	4	4	12
FLA	15	2	2	4	6
LAK	13	4	1	5	6
MIN	15	4	2	6	9
MTL	8	0	2	2	4
NSH	3	0	0	0	0
NJD	16	2	1	3	2
NYI	14	0	2	2	2
NYR	14	1	0	1	11
OTT	12	1	0	1	2
PHI	17	2	2	4	4
PHX	16	1	5	6	2
PIT	13	5	0	5	10
SJS	16	0	5	5	4
STL	21	2	3	5	4
TBL	8	2	0	2	2
TOR	12	1	3	4	5
VAN	16	3	5	8	8
WSH	11	0	3	3	7

ADAM HALL | RIGHT WING - 18

HEIGHT 6' 3" **WEIGHT** 206 **SHOOTS** Right
BORN August 14, 1980 (Kalamazoo, Michigan)
ACQUIRED Selected in the eighth round, 255th overall, at the 2002 NHL Entry Draft
SEASONS NHL – 8th, Lightning – 2nd

NHL AND LIGHTNING FIRSTS: Game: NHL - 4/14/02 at PHX; Lightning - 10/4/08 vs. NYR **Goal:** NHL - 10/18/02 at NJD (Brodeur) ;Lightning - 10/5/08 at NYR (Lundqvist) **Assist:** NHL - 4/14/02 at PHX; Lightning - 10/30/08 at BUF
CAREER HIGHLIGHTS: Goals: Game: 2 (2 times, last – 11/28/06 vs. ATL) Season: 16 (2002-03) Multi-Goal Games: 2 In 2008-09: 0 Hat Tricks: 0 Streak: 3 (2/23-2/27/03, 3g) In 2008-09: 0 **Assists:** 2 (6 times, last – 10/13/07 @ TOR) Season: 15 (2005-06) Streak: 2 (4 times, last – 1/3-1/4/09, 2a) In 2008-09: 2 (1/3-1/4/09, 2a) **Points:** Game: 2 (13 times, last – 10/13/07 at TOR) Season: 29 (2005-06) Multi-Point Games: 13 In 2008-09: None Streak: 4 (11/15-11/24/05, 2g-3a) In 2008-09: 2 (1/3-1/4/09, 0g-2a) **Shootout Statistics:** Career: 1-3 (.333) In 2008-09: 1-1 (1.000) **Games Played Streak:** 134 (10/18/02-02/11/04) **Most PIM in a Game:** 10 (10/30/03 vs. DET) **Most Shots in a Game:** 9 (1/1/03 vs. COL)

2008-09 Season

Played in 74 games with Tampa Bay, his most since playing in 75 during the 2005-06 season … Recorded 5 goals and 10 points while averaging 11:11 in ice time … Ranked 7th on the team in hits with 85 and was 10th in blocked shots with 37 … Won 50 percent of draws taken, taking 169 of 338 of face-offs … Played in his 400th career game 2/4 at PIT … Tied his career best with an assist in 2 consecutive games 1/3-1/4 (2a) … Recorded his 1st TBL assist 10/30 at BUF … Scored his 1st TBL goal, also his 1st point, in his 2nd game 10/5 at NYR (in Prague, Czech Rep) … Made his TBL debut 10/4 vs. NYR, during the NHL Premiere in Prague, Czech Republic..

Career

2007-08: Returned to the lineup 4/2 vs. PHI … Missed 31 games due to sports hernia surgery and a groin injury … Played in his 350th career NHL game and suffered a groin injury 1/19 vs. MTL … Played a season-high 20:01 of ice time 12/11 vs. PHI … Scored his 1st goal of the season 10/19 vs. CAR, his 50th career goal … Tallied 2 assists 10/13 vs. TOR, his first points with the Penguins … Made his PIT debut 10/6 vs. ANA … Signed with the PIT on 10/1 after joining the team in training camp on a professional tryout agreement … **2008 Playoffs:** Played in 17 games while in his first Stanley Cup Finals appearance, recording 3 goals and 1 assist with 8 PIM … Was tied for 7th on the team in goal scoring and tied for 4th on the team in game-winning goals with 1 … 2 of his 3 goals were scored during the Stanley Cup Finals vs. DET … **2006-07:** Split the season between the NY Rangers and Minnesota, recording 6 goals and 17 points in 72 games … Played in 23 games with MIN, registering 2 goals and 5 points … Traded from NYR to MIN on 2/9/07 … Played in 49 games with NYR, recording 4 goals and 12 points with 3 power-play goals ... Recorded his 5th career multi-assist game and his 12th career multi-point game with 2 assists 12/3 vs. NYI … Netted his 2nd career multi-goal game 11/28 vs. ATL … **2007 Playoffs:** Played in 3 games with MIN and recording 7 PIM … **2005-06:** Appeared in 75 games with NSH, registering 14 goals and 29 points with 40 PIM … Established career highs in assists, points, power-play goals (10) and PIM (40) … Tied for second on the team in game-winning goals and tied for 3rd in power-play goals … **2006 Playoffs:** Played in 5 playoff games with the Predators, notching 1 goal … **2004-05:** Played in 36 games with KalPa Kuopio of the Finland-2 league during the NHL work stoppage, recording 23 goals and 40 points … Tied for 2nd in goals, tied for 4th in scoring and ranked 11th in plus/minus rating (+22) in the league … Helped his team win the Mestis Championship … **2003-04:** Appeared in 79 games with NSH, notching 13 goals and 27 points with 37 PIM … Tied a career-high with 79 games played … Scored his 1st career game-tying goal with 22 second remaining in regulation 3/16 at VAN … Notched 1st career multi-goal game 3/4 at PIT … Played in his 100th career game 11/24 at COL … **2004 Playoffs:** Played in 6 playoff games, recording 2 goals and 3 points … Tied for the team lead in goals and points during the postseason … Tied for 2nd on the team in plus/minus with a +3 and shots on goal with 13 … Scored the Predators' 1st playoff goal in franchise history 16 seconds into their first game … **2002-03:** Skated in 79 games with NSH, recording 16 goals and 28 points with 31 PIM … Led all NHL rookies in power-play goals with 8 and ranked 3rd in power-play points with 12 … Ranked 5th in goals and 9th in scoring among NHL rookies … Established franchise rookie records for goals, power-play goals and power-play points … Appeared in the NHL YoungStars Game, collecting 1 goal and 2 points … Netted his 1st career NHL goal 10/18 at NJD (Brodeur) … Opened the season with Milwaukee (AHL), recording 2 PIM … **2001-02:** Skated in 1 games with NSH and recorded an assist in his 1st NHL game 4/14 at PHX … Played in 6 games with Milwaukee (AHL), recording 2 goals and 4 points after graduating from Michigan State University and signing a professional contract 3/25 … **College Career:** Skated in 159 games with Michigan State, recording 79 goals and 126 points with 190 PIM … Advanced to the NCAA tournament in 4 consecutive seasons with the Spartans … In 2001-02, he captained MSU through 41 games, recording 19 goals and 34 points … Led the team in goals and was 2nd in scoring … Also led the team and tied for 1st in the CCHA with 9 power-play goals … In 2000-01, Skated in 42 games with MSU, recording 18 goals and 30 points with 42 PIM … Led the Spartans in shorthanded goals with 2 … Ranked 2nd on the team in goals and was 3rd in points … Named to the CCHA All-Tournament Team … In 1999-00, appeared in 40 games with the Spartans, collecting 26 goals 39 points and 38 PIM … Led MSU and ranked 2nd nationally with 6 game-winning goals … Led the CCHA in goals … Ranked 5th in the conference and 2nd on the team in scoring … Earned 2nd-Team All-CCHA honors … **Junior Career:** Skated in 43 games with the Bramalea Blues of the Ontario Provincial Junior Hockey League-A in 1996-97, registering 9 goals and 22 points with 92 PIM … **International Career:** Played in 7 games with the United States at the 2007 World Championships, recording 1 assist with a plus-1 rating … Skated in 7 games for Team USA at the 2005 World Championships, recording 1 goal and 2 PIM … Won the bronze medal with the United States at the 2004 World Championships, recording 2 assists in 9 games … Represented the USA at the 2003 World Championships in Finland, registering 3 goals and an assist in 6 games … Served as captain of Team USA at the 2000 World Junior Championships, recording 2 goals and 4 PIM in 7 games … Appeared in 6 games for the United States at the 1999 World Junior Championships, notching 1 assist and 2 PIM ... In 1997-98, captained the United States U-18 development team in 71 games, registering 42 goals and 65 points with 63 PIM … Received the USA Achievement Award in 1998.

Transactions

Signed as a free agent by Tampa Bay on July 1, 2008 … Signed as a free agent by Pittsburgh on October 1, 2007 … Traded to Minnesota by NY Rangers in exchange for Pascal Dupuis on February 9, 2007 … Traded to NY Rangers by Nashville in exchange for Dominic Moore on July 19, 2006 … Drafted by Nashville in the second round, 52nd overall, at the 1999 NHL Entry Draft.

CONTINUED ➔

CAREER STATISTICS

* CCHA Second All-Star Team (2000)

			Regular Season										Playoffs				
Season	**Team**	**League**	**GP**	**G**	**A**	**TP**	**+/-**	**PIM**	**PPG**	**SHG**	**GWG**	**S**	**GP**	**G**	**A**	**TP**	**PIM**
1996-97	Bramalea	OPJHL	43	9	14	23	-	92	-	-	-	-	-	-	-	-	-
1997-98	USNTDP	U-18	29	18	9	27	-	19	-	-	-	-	6	3	2	5	4
	USNTDP	USHL	21	9	11	20	-	20	-	-	-	-	-	-	-	-	-
1998-99	Michigan St.	CCHA	36	16	7	23	-	74	-	-	-	-	-	-	-	-	-
	USA	WJC	6	0	1	1	-	2	-	-	-	-	-	-	-	-	-
1999-00	Michigan St.	CCHA	40	26	13	39	-	38	-	-	-	-	-	-	-	-	-
	USA	WJC	7	2	0	2	-	4	-	-	-	-	-	-	-	-	-
2000-01	Michigan St.	CCHA	42	18	12	30	-	42	-	-	-	-	-	-	-	-	-
2001-02	Michigan St.	CCHA	41	19	15	34	-	36	-	-	-	-	-	-	-	-	-
	Milwaukee	AHL	6	2	2	4	-	4	-	-	-	-	-	-	-	-	-
	Nashville	**NHL**	**1**	**0**	**1**	**1**	**0**	**0**	**0**	**0**	**0**	**2**	-	-	-	-	-
2002-03	**Nashville**	**NHL**	**79**	**16**	**12**	**28**	**-8**	**31**	**8**	**0**	**2**	**146**	-	-	-	-	-
	Milwaukee	AHL	1	0	0	0	-	2	-	-	-	-	-	-	-	-	-
	USA	WC	6	3	1	4	-	0	-	-	-	-	-	-	-	-	-
2003-04	**Nashville**	**NHL**	**79**	**13**	**14**	**27**	**-8**	**37**	**6**	**0**	**1**	**151**	**6**	**2**	**1**	**3**	**2**
	USA	WC	9	0	2	2	-	0	-	-	-	-	-	-	-	-	-
2004-05	KalPa	Finland-2	36	23	17	40	-	28	-	-	-	-	9	2	3	5	4
	USA	WC	7	1	0	1	-	2	-	-	-	-	-	-	-	-	-
2005-06	**Nashville**	**NHL**	**75**	**14**	**15**	**29**	**0**	**40**	**10**	**0**	**5**	**122**	**5**	**1**	**0**	**1**	**0**
	USA	WC	7	0	0	0	-	0	-	-	-	-	-	-	-	-	-
2006-07	**NY Rangers**	**NHL**	**49**	**4**	**8**	**12**	**-13**	**18**	**3**	**0**	**0**	**61**	-	-	-	-	-
	Minnesota	**NHL**	**23**	**2**	**3**	**5**	**2**	**8**	**0**	**0**	**0**	**42**	**3**	**0**	**0**	**0**	**7**
	USA	WC	7	0	1	1	-	2	-	-	-	-	-	-	-	-	-
2007-08	**Pittsburgh**	**NHL**	**46**	**2**	**4**	**6**	**-2**	**24**	**0**	**0**	**0**	**39**	**17**	**3**	**1**	**4**	**8**
2008-09	**LIGHTNING**	**NHL**	**74**	**5**	**5**	**10**	**-9**	**29**	**1**	**0**	**0**	**90**	-	-	-	-	-
NHL Totals			**426**	**56**	**62**	**118**	**-38**	**187**	**28**	**0**	**8**	**653**	**31**	**6**	**2**	**8**	**17**

JEFF HALPERN | CENTER - 11

HALPERN vs. NHL

	GP	G	A	P	PIM
ANA	24	1	3	4	21
ATL	40	6	15	21	24
BOS	27	5	7	12	27
BUF	24	7	2	9	16
CGY	12	1	3	4	16
CAR	38	15	12	27	32
CHI	15	1	4	5	10
COL	13	7	5	12	17
CBJ	15	2	10	12	6
DAL	9	1	0	1	2
DET	15	2	3	5	6
EDM	12	2	3	5	10
FLA	36	5	11	16	14
LAK	23	4	6	10	19
MIN	12	2	6	8	8
MTL	27	5	8	13	28
NSH	12	3	0	3	8
NJD	26	5	9	14	22
NYI	27	6	8	14	14
NYR	26	9	9	18	35
OTT	24	2	2	4	28
PHI	26	3	7	10	22
PHX	22	2	4	6	23
PIT	31	11	8	19	20
SJS	22	2	4	6	18
STL	14	0	4	4	4
TBL	31	9	10	19	19
TOR	25	3	7	10	30
VAN	13	0	4	4	10
WSH	8	1	1	2	6

HEIGHT 6' 0" **WEIGHT** 226 **SHOOTS** Right
BORN May 3, 1976 (Potomac, Maryland)
ACQUIRED From Dallas with Mike Smith, Jussi Jokinen and a fourth-round pick in 2009 in exchange for Brad Richards and Johan Holmqvist on Feb. 26, 2008.
SEASONS NHL – 10th, Lightning – 3rd

NHL AND LIGHTNING FIRSTS: Game: NHL - 10/2/99 at FLA; Lightning - 2/27/08 vs. MIN **Goal:** NHL - 10/19/99 vs. ANA (Hebert); Lightning - 2/27/08 vs. MIN (Backstrom) **Assist:** NHL - 10/16/99 vs. SJS; Lightning - 2/27/08 vs. MIN
CAREER HIGHLIGHTS: Goals: Game: 2 (9 times, last – 4/7/09 vs. PIT) Season: 21 (2000-01) Multi-Goal Games: 9 In 2008-09: 1 Hat Tricks: 0 Streak: 3 (5 times, last - 3/25-3/29/08, 3g) In 2008-09: 0 **Assists:** Game: 3 (2 times, last – 12/23/05 at MTL) Season: 33 (2005-06) Streak: 5 (11/19-11/27/05, 5a) In 2008-09: 3 (1/4-1/9/09, 3a) **Points:** Game: 3 (8 times, last – 3/25/08 vs. FLA) Season: 46 (2003-04) Multi-Point Games: 61 In 2008-09: 4 Streak: 5 (2 times, last – 3/9-3/19/08, 4g-4a) In 2008-09: 3 (1/4-1/9/09, 1g-3a) **Shootout Statistics:** Career: 0-2 (.000) In 2008-09: 0-0 (.000) **Games Played Streak:** 105 (10/11/02-11/28/03) **Most PIM in a Game:** 19 (1/26/03 vs. NYR) **Most Shots in a Game:** 7 (12/18/05 vs. FLA)

2008-09 Season

Played in 52 games with Tampa Bay after returning from off-season knee surgery … Recorded 7 goals and 16 points with 1 PPG, 1 SHG and 1 GWG … Served as alternate captain after returning to the ice … His 17:01 in average ice time was the 5th-highest of his 9-year career … Ranked 4th on the team in face-off win percentage, taking 388 of 822 draws (52.8%) … Was tied for 9th on the team in takeaways with 18 … Missed the 1st 30 games of the season before playing his 1st game … Netted his only multi-goal game of the season 4/7 vs. PIT with 2 goals … Recorded a 3-game assist and point streak from 1/4-1/9 (1g-3a).

Career

2007-08: Recorded 20 goals and 42 points in 83 games with Tampa Bay and Dallas … Was 1 goal and 4 points shy of his career bests … Had 10 goals and 18 points in 19 games after being acquired by the Lightning … Tallied his 2nd career 20-goal season, his 1st since 2000-01 … Saw his average ice time increase from 16:21 with DAL to 18:12 with Tampa Bay … Had more points following the NHL trade deadline than any other player who was dealt … Recorded 4 multi-point games in 19 contests with the Lightning after notching 3 in 64 games with DAL … Tied his career high with 3 points (1-2-3), including the game-winner, 3/25 vs. FLA … Tied his career best with a 5-game point streak 3/9-3/19/08 (4g-4a) … Tied his career best with a goal in 3 consecutive games 3/25-3/29 (3g) and 3/9-3/13 (3g) … Recorded his first 3-point game of the season, tying his career high, with a goal and 2 assists 3/11 vs. NYI … Logged a season-high of 24:26 in ice time 3/7 at NJD .. Made his Lightning debut with a goal and an assist 2/27 vs. MIN … Acquired from DAL on 2/26/08 … Registered his 250th career NHL point 12/23 vs. MTL … Scored his 100th career goal 11/26 at NYI … **2006-07:** 6 of his 8 goals either tied the game or took the lead (4 were game-winners) … Led the team in faceoff wins with 588 and was tied for 3rd in game-winning goals … Appeared in his 500th career game 3/4 vs. SJS … **2007 Playoffs:** Played in 7 playoffs games with DAL, recording 2 goals and 3 points … Was tied for the team lead in goals and was tied for 3rd in points … 2005-06: Served as the 12th captain in franchise history for WSH … Ranked 2nd on the team with a career-best 33 assists and was 3rd in points with 44 … Was 4th in the NHL in shorthanded faceoff wins with 188, 7th in faceoff wins with 803, 9th in faceoffs taken with 1,454 and 12th in faceoff percentage with 55.2 … Registered his 200th career point 3/10 vs. NJD … Skated in his 400th career NHL game 12/23 vs. MTL … Tied his career best with a 5-game assist/point streak from 11/19-11/27 (0-5-5) … Notched his 100th career NHL assist 11/6 vs. TOR … **2004-05:** Played in 9 games with Kloten of the Swiss League, recording 7 goals and 11 points … Skated in 15 contests with Ajoie of the Swiss-2 League, registering 5 goals and 17 points … **2003-04:** Led the team in goals with 19, assists with 27 and points with 46 in 79 games with WSH … Appeared in his 300th career NHL game 11/1 at MIN … Earned NHL Offensive Player of the Week honors for the week ending 4/4 … **2002-03:** Recorded 13 goals and 34 points with WSH … Was 1 of 5 players to play in all 82 games with WSH … Recorded his 1st 2-goal game and his 1st game-winner of the season 3/4 at BUF … **2003 Playoffs:** Played in all 6 playoff games, posting 1 assist in the ECQF against the Lightning … 2001-02: Played in 48 games with WSH, recording 5 goals and 14 assists … Missed the final 34 games of the season due to a knee injury … Appeared in his 200th career game 1/3 at OTT … **2000-01:** Played in 80 games with WSH, recording 21 goals and 42 points … Established a career high in goals … **2001 Playoffs:** Appeared in 6 games , tying for 1st on the team in goals with 2 and points with 5 … **1999-00:** Skated in 79 games with WSH during his rookie season, recording 18 goals and 29 points … Ranked 1st on the team in shorthanded goals with 4 .. Tied for 2nd on the team and 1st among NHL rookies in plus/minus with a plus-21 rating … Set a WSH rookie record in shorthanded goals … **2000 Playoffs:** Made his NHL playoffs debut, appearing in 5 games, recording 2 goals and 3 points … Was tied for the 1st on the team in points … **1998-99:** Played in 6 games with Portland (AHL), recording 2 goals and 3 points after completing his college career … **College Career:** Played 4 seasons at Princeton, appearing in 132 games from 1995-99 … Ranked 1st all-time on the school's career games played list, 3rd in points and 3rd in assists at the end of his career … Was 1 of 4 players at the time to win the Blackwell Trophy as team MVP on 3 different occasions … During his senior year, he appeared in 33 games and collected 22 goals and 44 points .. Tied for 1st in the conference in goals and was named to the Second Team All-ECAC and ECAC All-Tournament Teams … Was named to the All-Ivy League First Team … **International Career:** Represented the United States at the 2008 World Championships and recorded 1 assist in 3 games before suffering a knee injury … Skated in 7 games for the United States during the 2005 World Championships, netting one goal … Appeared in 4 games with USA during the 2004 World Cup.

Transactions

Acquired by Tampa Bay with Mike Smith, Jussi Jokinen and a fourth-round pick in 2009 in exchange for Brad Richards and Johan Holmqvist on 2/26/08 … Signed as a free agent by Dallas on 7/5/06 … Signed as a free agent by Washington on 3/30/99.

CONTINUED ➔

CAREER STATISTICS

* ECAC Second All-Star Team (1998, 1999)

			Regular Season										Playoffs					
Season	Team	League	GP	G	A	TP	+/-	PIM	PPG	SHG	GWG	S		GP	G	A	TP	PIM
1995-96	Princeton	ECAC	30	3	11	14	-	30	-	-	-	-	-	-	-	-	-	
1996-97	Princeton	ECAC	33	7	24	31	-	35	-	-	-	-	-	-	-	-	-	
1997-98	Princeton	ECAC	36	28	25	53	-	46	-	-	-	-	-	-	-	-	-	
1998-99	Princeton	ECAC	33	22	22	44	-	32	-	-	-	-	-	-	-	-	-	
	Portland	AHL	6	2	1	3	-	4	-	-	-	-	-	-	-	-	-	
1999-00	**Washington**	**NHL**	**79**	**18**	**11**	**29**	**21**	**39**	**4**	**4**	**1**	**108**	**5**	**2**	**1**	**3**	**0**	
2000-01	**Washington**	**NHL**	**80**	**21**	**21**	**42**	**13**	**60**	**2**	**1**	**5**	**110**	**6**	**2**	**3**	**5**	**17**	
2001-02	**Washington**	**NHL**	**48**	**5**	**14**	**19**	**-9**	**29**	**0**	**0**	**4**	**74**	-	-	-	-	-	
2002-03	**Washington**	**NHL**	**82**	**13**	**21**	**34**	**6**	**88**	**1**	**2**	**2**	**126**	**6**	**0**	**1**	**1**	**2**	
2003-04	**Washington**	**NHL**	**79**	**19**	**27**	**46**	**-21**	**56**	**7**	**0**	**2**	**114**	-	-	-	-	-	
	United States	W-Cup	4	0	0	0	-1	7	-	-	-	-	-	-	-	-	-	
2004-05	Ajoie	Swiss-2	15	5	12	17	-	52	-	-	-	-	-	-	-	-	-	
	Kloten	Swiss	9	7	4	11	-	6	-	-	-	-	-	-	-	-	-	
	United States	WC	7	1	0	1	-	6	-	-	-	-	-	-	-	-	-	
2005-06	**Washington**	**NHL**	**70**	**11**	**33**	**44**	**-8**	**79**	**6**	**0**	**1**	**151**	-	-	-	-	-	
2006-07	**Dallas**	**NHL**	**76**	**8**	**17**	**25**	**-7**	**78**	**1**	**0**	**4**	**106**	**7**	**2**	**1**	**3**	**4**	
2007-08	**Dallas**	**NHL**	**64**	**10**	**14**	**24**	**-2**	**40**	**1**	**1**	**0**	**86**	-	-	-	-	-	
	LIGHTNING	**NHL**	**19**	**10**	**8**	**18**	**2**	**14**	**3**	**0**	**2**	**46**	-	-	-	-	-	
	United States	WC-A	3	0	1	1	-	4	-	-	-	-	-	-	-	-	-	
2008-09	**LIGHTNING**	**NHL**	**52**	**7**	**9**	**16**	**-13**	**32**	**1**	**1**	**1**	**60**	-	-	-	-	-	
Lightning Totals			**71**	**17**	**17**	**34**	**-11**	**46**	**4**	**1**	**3**	**106**	-	-	-	-	-	
NHL Totals			**649**	**122**	**175**	**297**	**-18**	**515**	**26**	**9**	**22**	**981**	**24**	**6**	**6**	**12**	**23**	

LUKAS KRAJICEK

DEFENSE - 2

HEIGHT 6' 2" **WEIGHT** 196 **SHOOTS** Left
BORN March 11, 1983 (Prostejov, Czech Republic)
ACQUIRED From Vancouver with Juraj Simek in exchange for Shane O'Brien and Michel Ouellet on October 6, 2008
SEASONS NHL – 7th, Lightning – 2nd

NHL AND LIGHTNING FIRSTS: Game: NHL - 4/6/02 at TOR; Lightning – 10/11/08 vs. CAR **Goal:** NHL – 12/15/03 at DET (Joseph); Lightning – 1/21/09 vs. BUF (Miller) **Assist:** NHL – 12/17/03 vs. WSH; Lightning – 11/1/08 vs. OTT
CAREER HIGHLIGHTS: Goals: Game: 1 (10 times, last – 3/26/09 at MTL) Season: 3 (2006-07) Multi-Goal Games: 0 In 2008-09: 0 Hat Tricks: 0 Streak: 0 In 2008-09: 0 **Assists:** Game: 2 (4 times, last – 3/21/09 vs. ATL) Season: 17 (2008-09) Streak: 4 (11/23-11/28/05, 4a) In 2008-09: 2 (3/14-3/17/09, 2a) **Points:** Game: 2 (4 times, last – 3/21/09 vs. ATL) Season: 19 (2008-09) Multi-Point Games: 4 In 2008-09: 3 Streak: 4 (11/23-11/28/05, 0g-4a) In 2008-09: 2 (2 times, last – 3/14-3/17/09, 0g-2a) **Shootout Statistics:** Career: 0-0 (.000) In 2008-09: 0-0 (.000) **Games Played Streak:** 57 (04/13/06-02/06/07) **Most PIM in a Game:** 6 (3 times, last – 1/21/08 vs. MIN) **Most Shots in a Game:** 5 (1/14/06 vs. CBJ)

KRAJICEK vs. NHL

	GP	G	A	P	PIM
ANA	9	0	0	0	4
ATL	14	1	3	4	6
BOS	8	0	3	3	2
BUF	9	1	4	5	10
CGY	13	0	2	2	14
CAR	13	0	0	0	14
CHI	7	0	2	2	4
COL	12	0	3	3	14
CBJ	9	1	2	3	12
DAL	8	0	0	0	10
DET	9	2	2	4	8
EDM	12	0	1	1	16
FLA	6	0	1	1	6
LAK	9	0	4	4	4
MIN	13	0	2	2	20
MTL	11	2	4	6	12
NSH	8	1	2	3	0
NJD	8	0	3	3	4
NYI	8	0	0	0	4
NYR	7	0	2	2	6
OTT	9	0	4	4	6
PHI	10	1	1	2	4
PHX	7	0	1	1	0
PIT	9	1	2	3	6
SJS	10	0	1	1	2
STL	8	0	0	0	2
TBL	9	0	2	2	6
TOR	9	0	3	3	4
VAN	0	0	0	0	0
WSH	14	0	5	5	10

2008-09 Season

Played in 71 games with the Lightning, recording 2 goals and 19 points … Led all Tampa Bay defensemen in assists and points … Was 2nd on the team in blocked shots with 90 and 2nd among defensemen with 22 takeaways … His 71 games played were the 2nd-most of his career … Established career highs for assists, points and average ice time with 19:37 … Tampa Bay was 1-0-1 when he scored a goal … Scored his 1st Lightning goal 1/21 vs. BUF … Recorded his 1st Tampa Bay point and multi-assist game 11/1 vs. OTT … Made his Lightning debut 10/11 vs. CAR … Acquired from VAN with Juraj Simek in exchange for Shane O'Brien and Michel Ouellet on 10/6.

Career

2007-08: Suffered a season–ending shoulder injury, 1/23 vs. STL … Logged a season-high 24:09 in ice time, 1/8 vs. NYI … Scored on the power play, his 1st goal of the season, 10/10 vs. PHI … **2006-07:** Made his NHL Playoff debut, recording 2 points and 12 PIM in 12 games … Recorded 16 points (3-13-16) and 64 PIM through 78 games played in his 1st season with VAN … Set career highs in goals (3), games played (78) and tied a career high for points (16) … Scored the game-winning OT goal, his 1st as a Canuck, and was named 1st star, 1/21 at NSH … Recorded his 1st point as a Canuck, an assist, 10/8 at COL … Played his 1st game in a VAN uniform and logged 19:01 of ice time, 10/5 at DET … **2005-06:** Set career highs in goals (2), assists (14), points (16), PIM (50) and games played (67) … **2004-05:** Completed his 3rd AHL season with San Antonio, recording 24 points (2-22-24) with 57 PIM in 78 games … Earned the most assists (22) by a defenseman for San Antonio … **2003-04:** Completed his 2nd NHL season, with a goal and 7 points in 18 games … Tallied 1st career NHL multi-point game with 2 assists, 1/24 at BOS, capping a 3-game assist streak (0–4–4) … **2002-03:** Made his AHL debut with San Antonio (AHL), playing in 3 games with 1 assist … **2001-02:** Made his professional debut with Florida, playing in 5 games with 3 shots on goal … **Junior Career:** In 2002-03, was tied for 7th among all OHL defensemen in scoring with 53 points with Peterborough … In 2001-02, played in 55 games with Peterborough, recording 10 goals and 42 points … Ranked 2nd among Pete's defenders in goals and points … Appeared in 61 games with the Petes in 2000-01, recording 8 goals and 35 points … Was 2nd among team defensemen in points and tied for 2nd in goals … **International Career:** Represented the Czech Republic in the 2006 World Championships, skating in 9 games while earning the Silver Medal … Played in the 2003 World Junior Championships, recording 2 goals and 4 points in 6 games … Appeared in 7 games in the 2002 World Junior Championships, recording a goal and 4 points.

Transactions

Acquired by Tampa Bay with Juraj Simek from Vancouver in exchange for Shane O'Brien and Michel Ouellet … Acquired by Vancouver from Florida with Roberto Luongo and Florida's 6th round choice in the 2006 NHL Entry Draft in exchange for Todd Bertuzzi, Bryan Allen and Alex Auld on June 23, 2006 … Drafted by Florida in the first round, 24th overall, of the 2001 NHL Entry Draft.

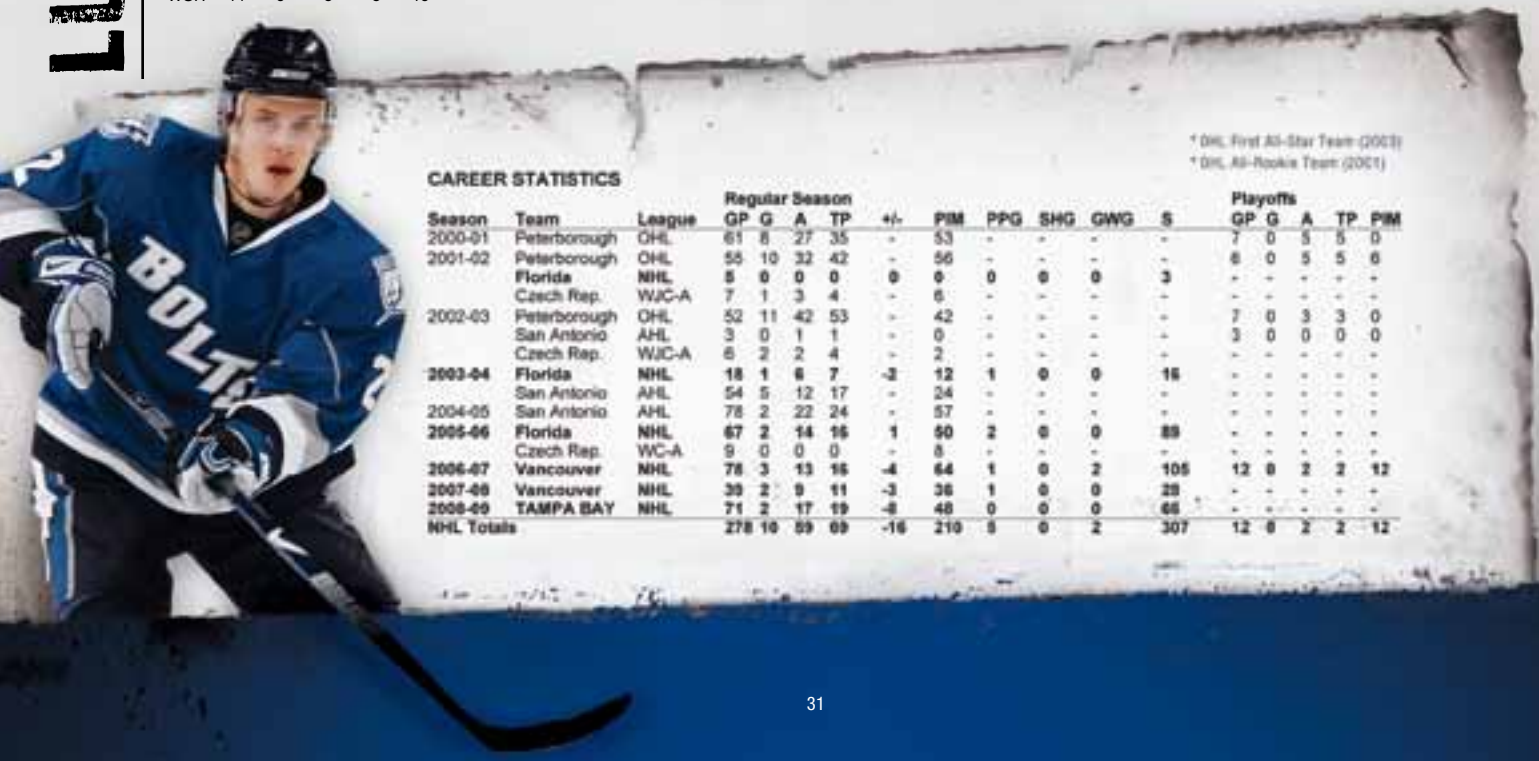

* OHL First All-Star Team (2003)
* OHL All-Rookie Team (2001)

CAREER STATISTICS

			Regular Season										Playoffs				
Season	Team	League	GP	G	A	TP	+/-	PIM	PPG	SHG	GWG	S	GP	G	A	TP	PIM
2000-01	Peterborough	OHL	61	8	27	35	-	53	-	-	-	-	7	0	5	5	0
2001-02	Peterborough	OHL	55	10	32	42	-	56	-	-	-	-	6	0	5	5	6
	Florida	**NHL**	**5**	**0**	**0**	**0**	**0**	**0**	**0**	**0**	**0**	**3**	-	-	-	-	-
	Czech Rep.	WJC-A	7	1	3	4	-	6	-	-	-	-	-	-	-	-	-
2002-03	Peterborough	OHL	52	11	42	53	-	42	-	-	-	-	7	0	3	3	0
	San Antonio	AHL	3	0	1	1	-	0	-	-	-	-	3	0	0	0	0
	Czech Rep.	WJC-A	6	2	2	4	-	2	-	-	-	-	-	-	-	-	-
2003-04	**Florida**	**NHL**	**18**	**1**	**6**	**7**	**-2**	**12**	**1**	**0**	**0**	**16**	-	-	-	-	-
	San Antonio	AHL	54	5	12	17	-	24	-	-	-	-	-	-	-	-	-
2004-05	San Antonio	AHL	78	2	22	24	-	57	-	-	-	-	-	-	-	-	-
2005-06	**Florida**	**NHL**	**67**	**2**	**14**	**16**	**1**	**50**	**2**	**0**	**0**	**89**	-	-	-	-	-
	Czech Rep.	WC-A	9	0	0	0	-	8	-	-	-	-	-	-	-	-	-
2006-07	**Vancouver**	**NHL**	**78**	**3**	**13**	**16**	**-4**	**64**	**1**	**0**	**2**	**105**	**12**	**0**	**2**	**2**	**12**
2007-08	**Vancouver**	**NHL**	**39**	**2**	**9**	**11**	**-3**	**36**	**1**	**0**	**0**	**28**	-	-	-	-	-
2008-09	**TAMPA BAY**	**NHL**	**71**	**2**	**17**	**19**	**-8**	**48**	**0**	**0**	**0**	**66**	-	-	-	-	-
NHL Totals			**278**	**10**	**59**	**69**	**-16**	**210**	**5**	**0**	**2**	**307**	**12**	**0**	**2**	**2**	**12**

VINCENT LECAVALIER | CENTER - 4

LECAVALIER vs. NHL

	GP	G	A	P	PIM
ANA	12	1	9	10	2
ATL	54	25	28	53	34
BOS	40	18	25	43	28
BUF	37	12	15	27	25
CGY	12	5	9	14	9
CAR	60	25	33	58	32
CHI	13	3	4	7	4
COL	13	3	5	8	6
CBJ	7	3	0	3	0
DAL	11	5	3	8	8
DET	12	2	5	7	0
EDM	12	5	4	9	4
FLA	57	17	27	44	37
LAK	13	4	5	9	8
MIN	9	3	3	6	2
MTL	39	13	17	30	48
NSH	13	5	6	11	4
NJD	39	15	20	35	19
NYI	38	20	16	36	31
NYR	39	11	15	26	30
OTT	37	17	12	29	28
PHI	40	11	25	36	58
PHX	12	6	6	12	7
PIT	39	23	12	35	35
SJS	13	3	3	6	8
STL	11	2	5	7	8
TBL	0	0	0	0	0
TOR	38	16	24	40	18
VAN	10	3	2	5	5
WSH	57	26	29	55	63

HEIGHT 6' 4" **WEIGHT** 223 **SHOOTS** Left
BORN April 21, 1980 (Ile Bizard, Quebec)
ACQUIRED Selected in the eighth round, 255th overall, at the 2002 NHL Entry Draft
SEASONS NHL – 11th, Lightning – 11th

NHL AND LIGHTNING FIRSTS: Game: 10/9/98 @ FLA **Goal:** 10/25/98 vs. VAN (Snow) **Assist:** 10/21/98 vs. PIT
CAREER HIGHLIGHTS: Goals: Game: 3 (6 times, last – 3/11/08 vs. NYI) Season: 52 (2006-07) Multi-Goal Games: 39 In 2008-09: 6 Hat Tricks: 6 Streak: 6 (10/21-11/2/06, 6g) In 2008-09: 3 (1/15-1/19/09, 4g) **Assists:** Game: 4 (11/4/06 at BOS) Season: 56 (2006-07) Streak: 8 (11/3-11/19/07, 14a) In 2008-09: 6 (3/1-3/12/09, 6a) **Points:** Game: 5 (2 times, last – 11/14/07 vs. CAR, 3g-2a) Season: 108 (2006-07) Multi-Point Games: 164 In 2008-09: 18 Streak: 11 (10/19-11/11/06, 8g-10a) In 2008-09: 7 (11/16-11/29/08, 4g-5a) **Shootout Statistics:** Career: 11-35 (.314) In 2008-09: 3-11 (.273) **Games Played Streak:** 191 (2/4-4/3/08) **Most PIM in a Game:** 31 (3/17/06 vs. PHI) **Most Shots in a Game:** 11 (3 times, last – 4/7/07 at ATL)

2008-09 Season

Played in 77 games with the Lightning, recording 29 goals and 67 points … Missed the final 5 games of the season following wrist surgery … Posted his 6th consecutive season with 25 goals or more … Led TBL in PPG with 10, GWG with 6 and shots on goal with 291 … Was 2nd on the team in goals and points … Made his 4th career NHL All-Star Game Appearance, the second-most in franchise history … The Lightning had a 5-1-0 record when he scored 2 or more goals … Scored his 300th career goal 3/1 at CGY … Had a season-high 3-game goal streak 1/15-1/19 with 4 goals … Had a season-high 7-game point streak 11/16-11/29 with 4 goals and 5 assists.

Career

2007-08: Became the 1st player in franchise history to record back-to-back 40-goal seasons … Led the Lightning in goals (40), points (92), game-winning goals (7) and tied for the lead in power play goals (10) … Tied the franchise record for game-winning goals in a season with 7 … Established a franchise high for home points in a season with 53 (23-30-53) … Led the team in power-play points with 29 (10-19-29) and shorthanded points with four (1-3-4) … Ranked 2nd on the Lightning with 52 takeaways and was 5th in hits with 112 … Finished tied for 6th in the NHL with 92 points (40-52-92) … Ranked 4th in the NHL among forwards in average ice time with 22:57 … Recorded his 600th career point with an assist 3/27 vs. WSH ... Recorded his 2nd hat trick of the season, the 6th of his career, and tied his season high with 9 shots 3/11 vs. NYI ... Recorded one assist in 15:59 of ice time in the All-Star Game ... Was named the captain of the Eastern Conference All-Star Team ... Was selected as starter for the Eastern Conference All-Star Team for the first time in his career, it was his third All-Star appearance … Scored his 250th career goal and recorded his 300th career assist 12/1 vs. BOS ... Had his franchise record for consecutive multi-point games (last NHL player to have 8 multi-point games in a row was Jaromir Jagr in 1996 when he had 10) snapped at 8 11/21 vs. NYR ... Tied his career best with 5 points in a game (3-2-5), recorded his 5th career hat trick, tied the franchise record for points in a period with 4 (2-2-4) in the 2nd period and tied the franchise record for plus/minus in a game with a plus-5 11/14 vs. CAR ... Was named the NHL's 1st Star of the Week for the period ending 11/11 after being tied for the league lead with 8 points (2-6-8) … **2006-07:** Won the Maurice Richard Trophy as the NHL's leading goal-scorer … Set franchise records for goals in a season with 52 and points in a season with 108 … Tied the team record for PPG in a season with 16 (Bradley, 1992-93) … Fired 339 shots to set the franchise mark for most in a season … His 61 points on the road were a Lightning all-time best (St. Louis, 47, 2003-04) … Tied the franchise record with 7 GWG … Was named the NHL's 3rd Star of the Month for March … Became the 1st Lightning player and the first French-Canadian born player since Mario Lemieux to score 50 goals in a season 3/30 at CAR (Ward) … Registered his 500th career point with an assist 3/22 vs. NJ … Set the franchise record for most points in a season with his 95th and 96th points of the season 3/16 vs. BUF … Set the franchise record for goals in a season with his 43rd and tied the record for PPG with his 16th 3/6 at VAN … Tied the Lightning record for road points in a season with his 47th 2/22 at ATL … Was named the recipient of the Mark Messier Leadership Award for February … Played in his 600th career game, contributing a goal and an assist, 2/1 at CAR … Had a 10-game point streak snapped (9-7-16) 1/26 vs. NJ … Registered 1 assist at the 2007 NHL All-Star Game … Recorded his 250th career assist while shorthanded 1/4 at MIN … Was named the NHL's 3rd Star of the Week for the week ending 12/24 after recording 6 points (3-3-6) … Scored his 200th career goal 12/19 at WSH … Logged a season-high 27:41 of ice time 12/14 at MTL … Was named the NHL's 2nd Star of the Week for the period ending 12/10 as he was tied for the league lead in goals and points (4-3-7) … Recorded his 4th career hattrick, tying him for the franchise record, and added two assists for a career high 5 point night 12/7 vs. ATL … Had his career-best 11-game point streak snapped 11/15 (8-10-18) … Recorded a personal best 4 assists, tying a franchise record, 11/4 at BOS … Had his goal streak snapped at a career-high 6 games (6g) 11/4 at BOS … Tied Mikael Andersson for 3rd on the Lightning shorthanded goal list 10/21 at WSH (7) … Tallied his 50th career power-play goal 10/14 vs. FLA … **2007 Playoffs:** Tied the franchise record for most goals in a series with 5 … Set the franchise record for most shots in a series with 30 … Recorded 2 multi-point games in the series … Landed a team-high 4 hits in Game 5 of the ECQF … Scored the game-tying goal, landed 5 hits with 31:29 of ice time in Game 4 … Scored his 4th goal of the playoffs and added an assist on the GWG with 4 hits in Game 3 … Scored his 3rd goal of the series, fired a team-high 6 shots on goal and landed 3 hits in Game 2 … Scored 2 goals in Game 1 to tie Brad Richards for 2nd on the franchise playoff goals list (15), was a plus-2 and landed 3 hits … **2005-06:** His 35 goals were a personal best and ranked 3rd most in franchise history ... Reached the 400 career point mark with an assist 4/14 at CAR, becoming the 1st Lightning player to reach that milestone ... Tied Dino Ciccarelli (1996-97) for the 3rd most goals in a season in franchise history with his 35th 4/8 vs. PIT and tied the franchise record for game winning goals in a season with 7 ... Recorded a season-high 7-game point streak 3/7-3/19 (6g-4a) … Set a personal high by recording 31 PIM 3/17 vs. PHI ... Netted his 16th goal of the season on a penalty shot 1/2 at NYI ... Served a one-game suspension 12/23 vs. BUF ... Scored his first shorthanded goal of the season 12/15 at PHX ... Recorded 2 assists, the 200th and 201st of his career, 12/14 at ANA ... Had a goal and 2 assists and tied Brian Bradley for 2nd on the all-time Lightning assists list with 189 10/28 vs. WSH ... Recorded a 4-game point streak 10/13-10/20 (4g-5a) … Tallied a goal and added three assists, including one on the game winner, for a four-point night 10/20 at ATL ... Scored a goal 10/16 at WSH to tie him with Brian Bradley for 1st on the all-time Lightning power play goals list with 37 ... Became the 1st Lightning player to score in a shootout (Kolzig) … **2006 Playoffs:** Played in all 5 games and scored a goal while dishing out 3 assists … His goal came with the man advantage … Recorded his 2nd assist of the series in Game 4 4/27 vs. OTT … Recorded his 1st assist of the playoffs on the Lightning's 4th goal in Game 3 at OTT … Scored the 1st goal of the series, the 13th post season goal of his career, in Game 1 4/21 at OTT … **2006 Olympics:** Recorded 3 assists in 6 games with Canada. **2004-05:** Played 30 games with Ak Bars Kazan in Russia and scored 7 goals and added 9 assists with 78 PIM … Appeared in 4 postseason games and scored 1 goal, recording 6 PIM. **2003-04:** Scored 2 goals, both game winners, and 5 assists in recording 7 points and earning World Cup MVP in his 1st appearance,

CONTINUED ➔

winning his 1st World Cup title ... Established new career highs in plus-minus, GWGs, and tied his best in SHGs with 2 … Finished the season 2nd on the team in goals, GWGs, and 4th in points … His 32 goals ranked 5th in team history for goals in a season … Recorded his 6th GWG of the season 3/27 vs. WSH to move into 2nd on the all-time franchise GWG in a season list … Scored his 30th goal of the season 3/23 @ TOR, scoring 30 for the 2nd consecutive season ... Had a 4-point night with 2 goals and 2 assist, tying his career best 3/12 vs. NYR ... Scored his 20th goal of the season to become the first Lightning player to score 20 or more goals in 5 consecutive seasons 2/14 vs. FLA … Had a goal and 2 assists 2/12 vs. MTL, tying Brian Bradley for most career points with the Lightning and hitting 300 career points ... Opened the scoring with an unassisted goal 11/14 @ WSH while playing in his 400th career game ... Registered his 3rd career hat trick 11/8 vs. PIT ... Passed Chris Gratton for 2nd all-time in assists with the Lightning 10/10 vs. BOS (149) … **2004 Playoffs:** Set new career playoff highs in games played, goals, assists, points, PIM, PPG, and shots … Finished tied for 3rd on the team with 9 goals and 4th in points with 16 … Scored 2 goals (8, 9) in a game for the 3rd time in the playoffs in Game 6 vs. PHI ... Set a new franchise record for fastest goal to start a game (1:28) 5/20 @ PHI … Recorded an assist on the GWG in Game 5 vs. PHI ... Scored 5 goals (in the 1st 3 games) and added 2 assists in a 4-game sweep of MTL in the CSF … His 5 goals in the series set a new Lightning record for goals in a series … Tallied his 5th goal of the conference semi-finals with 17 seconds remaining to send the game to overtime in Game 3 4/27 @ MTL ... Had back-to-back 2-goal games 4/23 and 4/25 vs. MTL in the CSF … **2002-03:** Set career-highs in goals (33), assists (45), points (78), shots on goal (275), and plus-minus (E) … Named to the 2003 All-Star Game (1st All-Star appearance) ... Skated 16:13 of ice time and registered 2 shots on goal in All-Star Game ... 2nd on team in points and shots ... 3rd on team in assists and PPG ... Finished the season tied for 6th in the NHL in even strength assists (32) and was tied for 8th in even strength points (52) … Recorded 1st career hat trick 11/8 vs. PIT … Surpassed Chris Gratton for 2nd place on the Lightning career goals list with 2nd goal vs. PIT ... Notched 200th career point with 1st assist vs. CHI (11/9) and surpassed Rob Zamuner for 3rd place on the Lightning career points list with 2nd assist ... Scored 1st career SHG 2/14 vs. NYI ... Netted 100th career goal at PHI (1/18) … With 2 points 2/17 vs. WSH, tied and surpassed Chris Gratton for 2nd place on the Lightning career points list (Gratton 236 points with TB) ... Posted 3-1-4 at PHX (3/22) to tie career-highs for goals and points in a game (2nd career hat trick, 1st natural hat trick). **2003 Playoffs:** Made his 1st Stanley Cup Playoff appearance, recording 3 goals and 3 assists in 11 games … Was 3rd on the team, 1st among forwards, with an average of 22:35 in ice time … Recorded 1st career playoff point with goal at 3:46 of 1st period in Game 3 @ WSH on 4/15 … Recorded 1st career playoff assist on GWG in Game 5 vs. WSH on 4/18 … Set up series-winning goal by Martin St. Louis in 3OT of Game 6 @ WSH on 4/20 … **2001-02:** Tied for 2nd on team with 20 goals ... Became 1st player in team history to post 3 consecutive 20-goal seasons … Made season debut with an assist 10/11 at SJ ... Attempted 1st career penalty shot 10/30 at TOR (Joseph, unsuccessful) ... Recorded 100th career assist 3/22 vs. MTL … **2000-01:** Appeared in 7 games for Team Canada at the 2001 World Championships, recording 3-2-5 … Appeared in 68 games for the Lightning, scoring 23-28-51 … 2nd on team in goals (23) and assists (28) … 3rd on team in points (51), shots (165) and average ice time (19:37) … Notched his 100th career point with an assist on Todd Warriner's goal vs. ATL (10/15/00) … **1999-00:** Led the team in goals (25), assists (42), points (67), shots (166), power-play points (28) and power-play assists (22) … Tied for 1st on the team in PPG (6) … Recorded career highs in goals, assists, points, PPG … Named team captain on 3/11/00, the youngest full-time captain in NHL history … Tallied 14 multiple-point games, including 4 with 3-or-more points … **1998-99:** Ranked 9th among NHL rookies in points (28), 8th in goals (13), and 5th in shots (125), …Finished 2nd on the team in goals, 4th in points … Appeared in his 1st NHL game 10/9/98 at FLA … Tallied 1st NHL point with assist vs. PIT (10/21/98) … Recorded 1st NHL goal 10/25/98 vs. VAN … Recorded 1st multiple-point game (1-1-2) at NYI on 2/15/99 … Recorded 1st multiple-goal game 2/22/99 vs. NJ … Named NHL Rookie of the Month for February … **Junior Career:** Played 2 seasons for Rimouski of the QMJHL, scoring 86 goals, 132 assists and 218 points in 122 regular season games … Recorded 19 goals and 29 assists for 48 points in 22 playoff games … Became the 5th QMJHL player selected no. 1 overall in the NHL Entry Draft since 1969 (Lafleur, Lemuiex, Turgeon, Daigle). 1997-98: Appeared in 58 games, finishing 1st on the team in goals (44), 2nd in assists (71) and tied for 1st in points (115) … Was ranked as the top North American junior prospect by the Central Scouting Service in their mid-term report and maintained that position on the final ranking … Was named to the CHL 1st All-Star Team … Was named to the QMJHL's 1st All-Star Team … 1998: Represented Canada in the World Junior Championships in Finland, recording 1-1-2 in 7 games. 1996-97: In his 1st season with Rimouski, appeared in 64 games and finished 2nd on the team in goals (42), 3rd in assists (61) and 3rd in points (103) … Was named CHL Rookie of the Year and QMJHL Rookie of the Year … Was a member of the Gold Medal-winning Team Canada in the under-18 Three Nations Tournament in the Czech Republic.

PERSONAL

Vincent is single and spends his off-season in Montreal … Was a fan of the Detroit Red Wings and Steve Yzerman while growing up … Lists his most memorable hockey moments as getting drafted by the Lightning first overall in 1998 and winning the Stanley Cup … Enjoys boating and playing golf ... Created his own foundation called the VL4 Foundation and helped create a charitable program called Kane's 4 Kids that benefits All Children's Hospital … Through his foundation, Lecavalier pledged $3 million to build the Vincent Lecavalier Pediatric Cancer and Blood Disorder Center at All Children's Hospital in St. Petersburg, Florida.

CAREER STATISTICS

			Regular Season										Playoffs				
Season	Team	League	GP	G	A	TP	+/-	PIM	PPG	SHG	GWG	S	GP	G	A	TP	PIM
1995-96	Notre Dame	SJHL	22	52	52	104	-	-	-	-	-	-	-	-	-	-	-
1996-97	Rimouski	QMJHL	64	42	61	103	-	38	-	-	-	-	4	4	3	7	2
1997-98	Rimouski	QMJHL	58	44	71	115	-	117	-	-	-	-	18	15	26	41	46
	Canada	WJC-A	7	1	1	2	-	4	-	-	-	-	-	-	-	-	-
1998-99	LIGHTNING	NHL	82	13	15	28	-19	23	2	0	2	125	-	-	-	-	-
1999-00	LIGHTNING	NHL	80	25	42	67	-25	43	6	0	3	166	-	-	-	-	-
2000-01	LIGHTNING	NHL	68	23	28	51	-26	66	7	0	3	165	-	-	-	-	-
	Canada	WC-A	7	3	2	5	-	29	-	-	-	-	-	-	-	-	-
2001-02	LIGHTNING	NHL	76	20	17	37	-18	61	5	0	3	164	-	-	-	-	-
2002-03	LIGHTNING	NHL	80	33	45	78	0	39	11	2	3	274	11	3	3	6	22
2003-04	LIGHTNING	NHL	81	32	34	66	23	52	5	2	6	242	23	9	7	16	25
	Canada	WC	6	2	5	7	1	8	1	0	2	-	-	-	-	-	-
2004-05	Ak Bars Kazan	Russia	30	7	9	16	-	78	-	-	-	-	4	1	0	1	6
2005-06	LIGHTNING	NHL	80	35	40	75	0	90	13	2	7	309	5	1	3	4	7
	Canada	Olympics	6	0	3	3	-	16	-	-	-	-	-	-	-	-	-
2006-07	LIGHTNING	NHL	82	52	56	108	2	44	16	5	7	339	6	5	2	7	10
2007-08	LIGHTNING	NHL	81	40	52	92	-17	89	10	1	7	318	-	-	-	-	-
2008-09	LIGHTNING	NHL	77	29	38	67	-8	54	10	1	6	291	-	-	-	-	-
NHL Totals			787	352	367	669	-88	561	85	13	47	2393	45	18	15	33	64

* NHL All - Star Game (2009, 2008, 2007, 2003)
* King Clancy Memorial Trophy (2008)
* NHL Foundation Award (2008)
* NHL All - Star Game Captain (2008)
* Maurice "Rocket" Richard Trophy (2007)
* NHL Second All - Star Team (2007)
* Canadian Major Junior First All - Star Team (1998)
* QMJHL First All - Star Team (1998)
* Canadian Major Junior Rookie of the Year (1997)
* QMJHL Offensive Rookie of the Year (1997)
* QMJHL All - Rookie Team (1997)
* NHL All - Star Game (2006, 2008, 2007, 2003)

RYAN MALONE

LEFT WING - 12

MALONE vs. NHL

	GP	G	A	P	PIM
ANA	3	3	0	3	4
ATL	20	7	6	13	13
BOS	16	6	3	9	21
BUF	17	3	5	8	16
CGY	4	2	0	2	7
CAR	20	6	3	9	25
CHI	5	0	0	0	2
COL	5	1	2	3	4
CBJ	4	2	2	4	24
DAL	4	0	1	1	2
DET	3	0	3	3	0
EDM	4	2	1	3	0
FLA	20	8	8	16	4
LAK	3	1	1	2	0
MIN	6	3	2	5	4
MTL	17	3	8	11	23
NSH	5	1	5	6	6
NJD	31	12	3	15	26
NYI	29	14	5	19	49
NYR	30	3	5	8	39
OTT	18	9	7	16	12
PHI	31	5	14	19	54
PHX	4	2	2	4	4
PIT	4	1	1	2	4
SJS	4	0	0	0	7
STL	3	1	0	1	4
TBL	15	4	2	6	17
TOR	20	9	3	12	9
VAN	4	0	0	0	9
WSH	20	5	9	14	10

HEIGHT 6' 4" **WEIGHT** 224 **SHOOTS** Left
BORN December 1, 1979 (Pittsburgh, Pennsylvania)
ACQUIRED From Pittsburgh with Gary Roberts in exchange for a third-round pick in the 2009 NHL Entry Draft on June 28, 2008
SEASONS NHL – 6th, Lightning – 2nd

NHL AND LIGHTNING FIRSTS: Game: NHL – 10/10/03 vs. LAK; Lightning – 10/4/08 vs. NYR **Goal:** NHL – 10/29/03 vs. NYI (Snow); Lightning – 10/16/08 vs. NYI (MacDonald) **Assist:** NHL – 10/11/03 at PHI; Lightning – 11/21/08 vs. NSH
CAREER HIGHLIGHTS: Goals: Game: 3 (2 times, last – 2/19/07 at NYI) Season: 27 (2007-08) Multi-Goal Games: 12 In 2008-09: 3 Hat Tricks: 2 Streak: 4 (2 times, last – 11/23-11/29/08, 4g) In 2008-09: 4 (11/23-11/29/08, 4g) **Assists:** Game: 3 (3 times, last – 12/27/08 vs. FLA) Season: 24 (2007-08) Streak: 3 (2 times, last – 12/26-12/30/08, 5a) In 2008-09: 3 (12/26-12/30/08, 5a) **Points:** Game: 4 (2 times, last – 12/27/08, 1g-3a) Season: 51 (2007-08) Multi-Point Games: 43 In 2008-09: 8 Streak: 7 (1/29-2/16/04, 6g-2a) In 2008-09: 5 (11/21-11/29/08, 4g-4a) **Shootout Statistics:** Career: 1-5 (.200) In 2008-09: 1-3 (.333) **Games Played Streak:** 89 (12/05/06-12/15/07) **Most PIM in a Game:** 19 (2 times, last - 1/16/07 vs. NYI) **Most Shots in a Game:** 7 (4 times, last – 11/24/07 vs. ATL)

2008-09 Season

Played in 70 games with the Lightning in his 1st season with the team, recording 26 goals and 45 points … Suffered a broken hand 4/7 vs. PIT and missed the final 2 games of the season … Led the NHL in shooting percentage with 26 goals on 124 shots for a 21.0 percentage … Ranked 3rd on the team in goals, tied for 3rd in points and second in hits with 173 … Ranked 3rd on the team among forwards with 17:45 in average ice time … Netted 26 goals or more for the 2nd consecutive season … Recorded his 100th career assist 3/27 at WSH … Registered his 200th career point with a goal 2/14 vs. WSH … Netted his 100th career goal 1/17 vs. FLA … Skated in his 300th career game 10/4 vs. NYR..

Career

2007-08: Recorded career highs in goals with 27, assists with 24, points with 51 and power-play goals with 11 … Led the Penguins with 6 GWG … Finished with a +14 rating, a career high … Had a career-high 103 PIM … Played in 20 or more minutes in 27 of his final 34 games after playing more than 20 minutes twice in his 1st 41 games of the season … Ranked 2nd on the team with 127 hits … Scored a shorthanded goal 3/22 vs. NJD, the 11th of his career … Had a 5-game point streak (4-3-7) from 2/2-2/10 and a 4-game point streak (3-4-7) 2/17-2/23 … Established a career high with a goal in 4 consecutive games 2/2-2/9 … Tied his career high with 7 shots on goal 11/24 vs. ATL … **2008 Playoffs:** Made his Stanley Cup Finals debut … Played in 20 games with PIT during the 2008 playoffs, recording 6 goals and 16 points … Ranked 4th on the team in points, tied for 3rd in goals and was 5th in assists … Was tied for 8th in the NHL in points, tied for 10th in goals and tied for 9th in PPG … Ranked 3rd on the team in PPG with 3 and was tied for 2nd on the team in GWG with 2 … Ranked 4th on the team among forwards in average ice time with 18:42 … Recorded a point in each game of the ECF but 1, recording 3 goals and 6 points in 5 games … Recorded a 3-point game with 2 goals and an assist 5/18 vs. PHI … Scored 2 goals and added an assist in Game 2 of the ECQF vs. OTT … **2006-07:** Completed his 3rd season with PIT, recording 16 goals and 31 points in 64 games played … Played in his 200th career game 2/22 vs. FLA … Recorded a hat trick 2/19 vs. NYI and became the 1st NHL player to score each of the 3 goals in the 1st minute of each period … Notched his 100th NHL point with a goal 1/20 vs. TOR … Scored his 1st career hat trick 12/15 vs. NYI, becoming the 2nd father/son combination to record a hat trick for the same franchise in NHL history (Greg Malone, 1978-79) … Recorded a career-best 4-point game with 1 goal and 3 assists, also setting a career high for assists in a game, 12/13/06 vs. PHI … **2007 Playoffs:** Played in 5 games with PIT during the playoffs, his Stanley Cup Playoffs debut … **2005-06:** Finished the season with 22 goals and 44 points in 77 games with PIT … Netted 5 shorthanded goals in the team's final 33 games and finished tied for 3rd in the NHL with 5 SHG and tied for 3rd with 7 shorthanded points (5-2-7) … Ended the season with a 3-game point streak (3g-1a) … **2004-05:** Played in 9 games for Blues Espoo (Finland), recording 2 goals and 3 points with 36 PIM … Appeared in 10 games for SV Renon (Italy), recording 6 goals and 8 points with 20 PIM … Recorded 4 goals and 8 points in 6 playoff games … Played in 1 playoff game for Ambri-Piotta (Switzerland) … **2003-04:** Appeared in 81 games with the Penguins during his rookie season … Led the team with 22 goals, ranked 3rd in scoring with 43 points and tied for 3rd with 21 assists … Finished 4th overall among NHL rookies in scoring, ranked 4th in goals, tied for 5th in assists and tied for 6th with 5 PPG … Was named to the 2004 NHL All-Rookie Team … Became the 1st NHL rookie to score 3 overtime goals in 1 season … Was the 1st PIT rookie to score 20 goals or more since Shawn McEachern in 1992-93 (28) … Named to the Eastern Conference's YoungStars Game roster during All-Star Weekend … Scored his 1st NHL goal 10/29 vs. NYI (Snow) … Recorded his 1st NHL assist 10/11 at PHI … Played in his 1st NHL game 10/10 vs. LAK … **2002-03:** Appeared in 3 games with Wilkes-Barre Scranton (AHL), recording 1 assist after completing his college career at St. Cloud State … **College Career:** During his senior season, ried for 25th in the WCHA in scoring, appearing in 27 games with St. Cloud State … Recorded 36 points (16-20-36) and 85 PIM, despite missing 11 games … Finished his collegiate career ranked in the top 5 among St. Cloud State's all-time leading scorers … Played in 142 games from 1999-03, recording 56 goals and 140 points with 281 PIM … **International Career:** Played in 7 games for Team USA at the 2006 World Championships, recording 2 goals and 4 points … Ranked 2nd on the team in goals and tied for 2nd in assists … Recorded 3 goals in 9 games with Team USA as they captured the bronze medal at the 2004 World Championships … Was tied for 2nd on the team in goals and tied for the team lead in PPG with 2 … Also recorded 1 GWG.

Transactions

Acquired from Pittsburgh with Gary Roberts in exchange for a third-round pick in the 2009 NHL Entry Draft on June 28, 2008 … Drafted by Pittsburgh in the fourth round, 115th overall, of the 1999 NHL Entry Draft.

CAREER STATISTICS

			Regular Season										Playoffs				
Season	Team	League	GP	G	A	TP	+/-	PIM	PPG	SHG	GWG	S	GP	G	A	TP	PIM
1997-98	Shat-St. Mary's	USHS	50	41	44	85	-	59	-	-	-	-	-	-	-	-	-
1998-99	Omaha	USHL	51	14	22	36	-	81	-	-	-	-	12	2	4	6	23
1999-00	St. Cloud St.	NCAA	38	9	21	30	-	68	-	-	-	-	-	-	-	-	-
2000-01	St. Cloud St.	NCAA	36	7	18	25	-	52	-	-	-	-	-	-	-	-	-
2001-02	St. Cloud St.	NCAA	41	24	25	49	-	76	-	-	-	-	-	-	-	-	-
2002-03	St. Cloud St.	NCAA	27	16	20	36	-	85	-	-	-	-	-	-	-	-	-
	W-B/Scranton	AHL	3	0	1	1	-	2	-	-	-	-	-	-	-	-	-
2003-04	**Pittsburgh**	**NHL**	**81**	**22**	**21**	**43**	**-23**	**64**	**5**	**3**	**4**	**139**	-	-	-	-	-
	USA	WC-A	9	3	0	3	-	2	-	-	-	-	-	-	-	-	-
2004-05	Espoo	Finland	9	2	1	3	-	36	-	-	-	-	-	-	-	-	-
	Renon	Italy	10	6	2	8	-	20	-	-	-	-	6	4	4	8	30
	Ambri-Piotta	Swiss	-	-	-	-	-	-	-	-	-	-	1	0	0	0	2
2005-06	**Pittsburgh**	**NHL**	**77**	**22**	**22**	**44**	**-22**	**63**	**10**	**5**	**1**	**153**	-	-	-	-	-
	USA	WC-A	7	2	2	4	-	12	-	-	-	-	-	-	-	-	-
2006-07	**Pittsburgh**	**NHL**	**64**	**16**	**15**	**31**	**4**	**71**	**1**	**1**	**0**	**125**	**5**	**0**	**0**	**0**	**0**
2007-08	**Pittsburgh**	**NHL**	**77**	**27**	**24**	**51**	**14**	**103**	**11**	**2**	**6**	**159**	**20**	**6**	**10**	**16**	**26**
2008-09	**LIGHTNING**	**NHL**	**70**	**26**	**19**	**45**	**4**	**86**	**7**	**0**	**3**	**124**	-	-	-	-	-
NHL Totals			**369**	**113**	**101**	**214**	**-23**	**390**	**34**	**11**	**14**	**700**	**25**	**6**	**10**	**16**	**26**

* NHL All-Rookie Team (2004)

DEFENSE - 14

ANDREJ MESZAROS

MESZAROS vs. NHL

	GP	G	A	P	PIM
ANA	3	0	2	2	0
ATL	15	2	3	5	10
BOS	26	0	7	7	14
BUF	28	1	14	15	27
CGY	2	0	1	1	0
CAR	16	0	3	3	14
CHI	2	0	1	1	2
COL	4	0	2	2	2
CBJ	2	1	0	1	15
DAL	3	0	0	0	4
DET	3	0	1	1	0
EDM	2	0	2	2	2
FLA	17	1	7	8	14
LAK	3	0	1	1	6
MIN	4	2	0	2	4
MTL	27	4	8	12	38
NSH	3	0	0	0	6
NJD	14	0	5	5	6
NYI	14	4	6	10	6
NYR	16	3	3	6	14
OTT	2	0	0	0	0
PHI	16	1	3	4	8
PHX	3	1	0	1	2
PIT	14	2	7	9	13
SJS	4	0	1	1	2
STL	2	0	0	0	6
TBL	12	1	4	5	8
TOR	25	2	9	11	22
VAN	2	1	0	1	0
WSH	14	2	8	10	4

HEIGHT 6' 2" **WEIGHT** 218 **SHOOTS** Left
BORN October 13, 1985 (Povazska Bystrica, Slovakia)
ACQUIRED From Ottawa in exchange for Filip Kuba, Alexandre Picard and a first-round pick in 2009 on August 29, 2008
SEASONS NHL – 5th, Lightning – 2nd

NHL AND LIGHTNING FIRSTS: Game: NHL – 11/28/07 @ TOR; Lightning – 10/4/08 vs. NYR **Goal:** NHL – 12/9/05 @ VAN (Auld); Lightning – 1/8/09 at PHX (Bryzgalov) **Assist:** NHL – 10/10/05 @TOR; Lightning – 10/5/08 at NYR
CAREER HIGHLIGHTS: Goals: Game: 2 (11/28/07 at NYI) Season: 10 (2005-06) Multi-Goal Games: 1 In 2008-09: 0 Hat Tricks: 0 Streak: 2 (2 times, last - 1/1-1/4/08, 2g) In 2008-09: 0 **Assists:** Game: 3 (3/2/06 vs. WSH) Season: 29 (2005-06) Streak: 4 (11/22-11/29/05, 4a) In 2008-09: 2 (1/21-1/27/09, 2a) **Points:** Game: 3 (3/2/06 vs. WSH) Season: 39 (2005-06) Multi-Point Games: 19 In 2008-09: 1 Streak: 5 (12/2/05-12/12/05, 1g-4a) In 2008-09: 2 (3 times, last – 1/21-1/27/09, 0g-2a) **Shootout Statistics:** Career: 0-0 (.000) In 2008-09: 0-0 (.000) **Games Played Streak:** 298 (10/5/05-2/4/09) **Most PIM in a Game:** 15 (10/10/06 at CBJ) **Most Shots in a Game:** 8 (2 times, last – 3/24/08 at MTL)

2008-09 Season

Played in 52 games with the Lightning, recording 2 goals and 16 points … Had his games played streak, which spanned his entire NHL career, snapped at 298 games due to an injury … Served as the alternate captain until Jeff Halpern returned from injury in December … Averaged a career-high 24:10 in ice time … Led the Lightning in blocked shots with 98 despite playing a limited number of games … Ranked 2nd on the team in average ice time and was 2nd among defensemen with 63 hits … Played in his 250th career game 10/16 vs. NYI.

Career

2007-08: Finished 1st among Senators' defensemen in goals (9) and 2nd among defensemen in points (36) … Has played in 246 consecutive regular-season games since start of his rookie season in 2005-06, and also played in each of OTT's 34 post-season games during the previous 3 seasons … Was 1 of 3 Senators to appear in each of the team's 82 regular season games … Had 8 multi-point games … Recorded 100th career NHL point with an assist 2/12 vs. BUF … Recorded his best plus-minus, +6, 1/24 at TBL … Reached 200 career penalty minutes 1/20 at PHI … Played 200th career NHL game 12/26 at BUF … Had his 1st career 2-goal game 11/28 at NYI … Scored his 1st career short-handed goal 10/6 vs. NYR … **2006-07:** Had 5 multi-point games … Scored the game-winning goal 3/14 at NYR … Saw a season-high of 28:29 of ice-time 11/18 vs. BUF … Played 100th career NHL game 11/15 at BUF … **2007 Playoffs:** Played in 20 games, recording 1 goal and 7 points … Had his best playoff series against Buffalo, recording 3 assists … **2005-06:** Was a plus or even in 66 of 82 games … Had season-high of any Senator with 37:47 of ice time 4/5 at BUF … Tied for 3rd overall in the NHL and the top rookie in plus-minus with a +34 … Was 1 of 5 Senators to play in all 82 games … **2006 Playoffs:** Scored 1st career playoff goal 4/29 vs. TBL … Played 1st career playoff game 4/21 vs. TBL … **Junior Career:** In 2004-05, played 1st season of North American hockey with Vancouver (WHL) … Ranked 5th in WHL rookie scoring with 41 points (11-30-41) … Named Vancouver's rookie of the year, defenseman of the year and to the WHL's Western Conference 2nd All-Star Team … Ranked tied for 4th in team playoff scoring with 4 points (1-3-4) in 6 games … Finished tied for team lead in goals (3) and tied for 3rd with 4 points, ranking 4th in tournament scoring for defensemen … **European Career:** In 2003-04, played first full season in Slovak Elite League, appearing in 44 regular-season games and 14 playoff games with Trencin … In 2002-03, made debut in Slovak Elite League, playing 23 games with Trencin … **International Career:** Slovakia's team captain at 2005 World Junior Championship in Grand Forks, N.D. … Was youngest player (18) on Slovakia's 2004 world junior (Helsinki) and world senior (Prague, Czech Republic) squads … Captained Team Slovakia that won silver at 2003 World Under-18 Championships in Yaroslavl, Russia … Finished tied for 3rd among defensemen in tournament scoring with 4 points (2-2-4) in 7 games.

Transactions

Acquired by Tampa Bay from Ottawa in exchange for defensemen Filip Kuba and Alexandre Picard, as well as San Jose's first-round pick (previously acquired) at the 2009 NHL Entry Draft, on August 29, 2008 … Drafted by Ottawa in the first round, 23rd overall, at the 2004 NHL Entry Draft.

CAREER STATISTICS

* WHL Western Conference Second All-Star Team (2005)

			Regular Season										Playoffs				
Season	Team	League	GP	G	A	TP	+/-	PIM	PPG	SHG	GWG	S	GP	G	A	TP	PIM
2002-03	Trencin	Slovakia	23	0	1	1	-	4	-	-	-	-	-	-	-	-	-
	Slovakia	WJ-18	7	2	2	4	-	6	-	-	-	-	-	-	-	-	-
2003-04	Trencin	Slovakia	44	3	3	6	-	8	-	-	-	-	14	3	1	4	2
	Slovakia	WJC-A	6	1	1	2	-	12	-	-	-	-	-	-	-	-	-
	Slovakia	WC-A	7	0	1	1	-	2	-	-	-	-	-	-	-	-	-
2004-05	Vancouver	WHL	59	11	30	41	-	91	-	-	-	-	6	1	3	4	14
	Slovakia	WJC-A	6	3	1	4	-	4	-	-	-	-	-	-	-	-	-
2005-06	**Ottawa**	**NHL**	**82**	**10**	**29**	**39**	**34**	**61**	**5**	**0**	**2**	**137**	**10**	**1**	**0**	**1**	**18**
	Slovakia	Olympics	5	0	2	2	-	4	-	-	-	-	-	-	-	-	-
	Slovakia	WC-A	1	0	0	0	-	0	-	-	-	-	-	-	-	-	-
2006-07	**Ottawa**	**NHL**	**82**	**7**	**28**	**35**	**-15**	**102**	**0**	**0**	**1**	**147**	**20**	**1**	**6**	**7**	**12**
2007-08	**Ottawa**	**NHL**	**82**	**9**	**27**	**36**	**5**	**90**	**6**	**1**	**1**	**160**	**4**	**0**	**1**	**1**	**6**
2008-09	**LIGHTNING**	**NHL**	**52**	**2**	**14**	**16**	**-4**	**36**	**1**	**0**	**1**	**87**	-	-	-	-	-
Lightning Totals			**52**	**2**	**14**	**16**	**-4**	**36**	**1**	**0**	**1**	**87**	-	-	-	-	-
NHL Totals			**298**	**25**	**98**	**126**	**20**	**249**	**12**	**1**	**6**	**531**	**34**	**2**	**7**	**9**	**36**

ANTERO NIITTYMAKI

GOALTENDER - 30

HEIGHT 6' 1" **WEIGHT** 195 **CATCHES** Left
BORN June 18, 1980 (Turku, Finland)
ACQUIRED Signed as a free agent on July 10, 2009
SEASONS NHL – 6th, Lightning – 1st

NHL FIRSTS: Game: 2/4/04 vs. WSH **Win:** 2/4/04 vs. WSH **Shutout:** 12/6/05 vs. CGY
CAREER HIGHLIGHTS: Longest Winning Streak: 5 (2 times, last – 11/16-12/16/08) In 2008-09: 5 (11/16-12/16/08) **Longest Unbeaten Streak:** 5 (2 times, last – 11/16-12/16/08) **Longest Shutout Streak:** 130:12 12/16/2007 01/05/2008 In 2008-09: 91:33 01/31/2009 02/08/2009 **Most Shots Faced in a Game:** 56 (1/5/08 at TOR) **Most Saves in a Game:** 54 (1/5/08 at TOR) **Shutouts:** 4 In 2008-09: 1 **Shootouts:** 7-11 (.676 SV%, 46 saves on 68 attempts) In 2008-09: 2-3 (.667 SV%, 12 saves on 18 attempts) **Penalty Shots:** 1.000 (3 saves on 3 attempts) In 2008-09: 1.000 (1 save on 1 attempt)

NIITTYMAI vs. NHL

	GP	W	L	T	OT	SO	GA	GAA
ANA	0	0	0	0	0	0	0	0.00
ATL	13	13	0	0	0	1	23	1.78
BOS	9	4	4	0	1	1	25	3.02
BUF	5	0	1	0	2	0	14	3.54
CGY	2	1	1	0	0	1	4	2.82
CAR	9	5	2	0	2	0	27	2.90
CHI	1	1	0	0	0	0	2	2.00
COL	2	1	0	0	1	0	6	2.90
CBJ	2	1	1	0	0	0	5	2.50
DAL	1	0	1	0	0	0	3	3.10
DET	1	0	1	0	0	0	6	6.00
EDM	1	0	1	0	0	0	3	3.05
FLA	7	4	2	0	1	1	14	2.03
LAK	2	1	0	0	1	0	4	1.92
MIN	2	2	0	0	0	0	3	1.50
MTL	10	1	8	0	1	0	35	3.53
NSH	2	0	1	0	1	0	6	2.90
NJD	16	3	6	0	4	0	42	2.91
NYI	11	3	7	0	1	0	35	3.19
NYR	14	5	4	0	1	0	39	3.35
OTT	12	5	5	0	2	0	40	3.36
PHI	0	0	0	0	0	0	0	0.00
PHX	0	0	0	0	0	0	0	0.00
PIT	13	4	5	0	3	0	51	4.18
SJS	3	0	0	0	1	0	9	4.95
STL	2	1	1	0	0	0	6	3.03
TBL	5	1	4	0	0	0	18	3.61
TOR	6	1	3	0	0	0	13	2.55
VAN	1	0	1	0	0	0	1	5.45
WSH	9	5	2	0	1	0	20	2.30

2008-09 Season

Played in 32 games with Philadelphia, posting a 15-8-6 record, 2.76 GAA and .912 SV% with 1 shutout … Established career highs for SV% and GAA (in seasons with more than 3 games played) … His 15 wins were the 2nd most of his career … Faced a season high 48 shots and made a season-high 47 saves 12/20 vs. WSH … Notched his 50th career NHL victory 11/26 at CAR … Earned his only shutout of the season 10/28 at ATL.

Career

2007-08: Compiled a 12-9-2 record, 2.91 GAA, .907 save percentage and one shutout in 28 games for the Flyers … Was named 1st Star 1/5 at TOR after stopping 54 of 56 shots faced to record 3-2 win ... The 56 shots faced set a career high and new PHI record for most shots against (55 at Montreal on Jan. 3, 1977) ... His 54 saves set a career best and new team record for saves in a game ... Was named 1st Star 12/30 at FLA after stopping all 38 shots faced to record a 1-0 win ... **2006-07:** Played in his 100th career game 3/31 vs. NYR ... Did not dress 3/10 vs. BOS (Missed game due to the birth of his daughter, Frida Olivia, on 3/9) ... Win 1/28 at ATL ended a 15-game winless streak (0-13-2) ... Missed 3 games from 12/28-1/4 due to a slight left hip strain sustained 12/27 at FLA ... Started 16 consecutive games from 11/20-12/27 (3-11-2 record, 3.44 GAA and .899 save percentage over span) … **2005-06:** Was tied for 3rd among rookie NHL goaltenders in wins with 23 … His 23 wins were the most by a Flyers rookie goaltender since Ron Hextall won 37 games in 1986-87 … Was named NHL Defensive Player of the Week for period ending 1/8 (shared with Colorado's David Aebischer) after posting a 3-0-0 record, 1.33 GAA and .953 save percentage ... Was named 1st Star 1/2 at BOS after stopping all 27 shots faced to record 1-0 win ... Posted an assist on Kapanen's PPG 12/8 vs. EDM, his 1st career NHL point ... Stopped all 28 shots faced and all 3 Flames shootout attempts to record 1-0 shootout win 12/6 vs. CGY, his 1st career NHL shutout … **2004-05:** In 3 seasons with the Phantoms (2002-03 through 2004-05), compiled a 71-55-12 record and 2.19 GAA in 147 regular season games … His 2.19 GAA as a Phantom was the lowest career GAA in franchise history … Was 2nd on the Phantoms All-Time List in games (147), shutouts (13) and wins (71) … Was awarded the Jack A. Butterfield Trophy as the MVP of the 2005 Calder Cup Playoffs … Posted a 15-5 record, 1.75 GAA and .943 save percentage in 21 playoff games as Phantoms won the Calder Cup … Compiled a 33-21-4 record, 2.07 GAA and 6 shutouts in 58 regular season games for the Phantoms … His 33 wins set a new Phantoms record for most wins in a season … Ranked 5th in the AHL in wins (33), 4th in minutes played (3,453) and 8th in GAA (2.07) … Was a member of PlanetUSA at the 2005 AHL All-Star Classic … **2003-04:** Ranked 5th in the AHL in wins (24), tied for 5th in shutouts (7) and 9th in GAA (2.02) … His 7 shutouts set a new Phantoms record for most shutouts in a season … Tallied an empty-net, shorthanded goal in overtime on 4/11 at Hershey, becoming the first Phantoms goalie to score a goal … Appeared in 3 games with the Flyers, winning all 3 decisions, while allowing 3 goals on 77 shots faced (1.00 GAA and .961 SV%) … Stopped 19 of 20 shots faced 2/4 vs. WSH to record a 5-1 win in his NHL debut … **European Career:** Played 3 seasons for TPS Turku (Finland), posting a 49-20-4 record and 2.13 GAA in 80 games … Ranked 2nd in SM-Liiga (Finnish Elite League) in SV% (.937) and 3rd in GAA (1.94) in 2001-02 … Named Rookie of the Year for the 1999-00 season after posting a 23-6-2 record and 2.15 GAA in 32 games for TPS Turku … Helped Turku to the 2000 league championship by registering a 6-1 record and 1.72 GAA in 8 playoff games … **International Career:** Won the Silver Medal as a member of the Finnish National Team at the 2006 Olympic Winter Games ... Posted a 5-1-0 record, 1.34 GAA, .951 save percentage and 3 shutouts in 6 games for Finland ... Was named to the Media All-Star Team, Best Goalie and Tournament MVP ... Led all goaltenders in save percentage (stopping 156 of 164 shots faced) and tied for 1st in GAA (8 goals allowed in 359 minutes played) … Played for Finland at the 2006 World Championships, posting a 2-1-1 record, 1.70 GAA a .927 SV% … Represented Finland at the 1999 World Junior Championships in Manitoba, Canada.

Transactions

Signed with Tampa Bay as a free agent on July 10, 2009 … Selected by Philadelphia in the sixth round, 168th overall, of the 1998 NHL Entry Draft.

CAREER STATISTICS

* MVP - Olympic Tournament (2006)
* Best Goaltender - Olympic Tournament (2006)
* Olympic Tournament All - Star Team (2006)
* Jack A. Butterfield Trophy (Playoff MVP - AHL) (2005)

			Regular Season									Playoffs							
Season	Team	League	GP	W	L	OT	MIN	GA	SO	AVG	SA	GP	W	L	MIN	GA	SO	AVG
1998-99	TPS Turku	Finland-Jr.	35	-	-	-	2095	60	0	1.72	-	-	-	-	-	-	-	-
1999-00	TPS Turku	Finland-Jr.	1	1	0	0	60	1	0	1	-	-	-	-	-	-	-	-
	TPS Turku	Finland	32	23	6	2	1899	68	3	2.15	-	8	6	2	453	13	0	1.72
	Finland	WJC-A	5	-	-	-	245	10	0	2.45	90	-	-	-	-	-	-	-
2000-01	TPS Turku	Finland	21	10	8	1	1112	46	2	2.48	-	-	-	-	-	-	-	-
2001-02	TPS Turku	Finland	27	10	8	1	1488	46	3	1.84	-	4	2	2	295	11	0	2.24
2002-03	Philadelphia	AHL	40	14	21	2	2283	96	0	2.58	1011	-	-	-	-	-	-	-
2003-04	Philadelphia	AHL	49	24	13	6	2729	92	7	2.02	1205	12	8	5	796	24	0	1.81
	Philadelphia	**NHL**	**3**	**3**	**0**	**0**	**180**	**3**	**0**	**1**	**77**	-	-	-	-	-	-	-
2004-05	Philadelphia	AHL	58	33	21	4	3453	119	6	2.07	1573	21	15	5	1269	37	3	1.75
2005-06	**Philadelphia**	**NHL**	**48**	**23**	**15**	**6**	**2690**	**133**	**2**	**2.97**	**1266**	**2**	**0**	**0**	**73**	**5**	**0**	**4.11**
	Finland	Olympics	6	5	1	-	359	8	3	1.34	164	-	-	-	-	-	-	-
	Finland	WC-A	4	2	1	1	212	6	2	1.70	82	-	-	-	-	-	-	-
2006-07	**Philadelphia**	**NHL**	**52**	**9**	**29**	**9**	**2943**	**166**	**0**	**3.38**	**1567**	-	-	-	-	-	-	-
2007-08	**Philadelphia**	**NHL**	**28**	**12**	**9**	**3**	**1634**	**69**	**1**	**2.91**	**739**	-	-	-	-	-	-	-
2008-09	**Philadelphia**	**NHL**	**32**	**15**	**8**	**5**	**1805**	**83**	**1**	**2.76**	**947**	-	-	-	-	-	-	-
NHL Totals			**161**	**62**	**61**	**23**	**9042**	**454**	**4**	**3.01**	**4596**	**2**	**0**	**0**	**73**	**5**	**0**	**4.11**

DEFENSE - 5

MATTIAS OHLUND

OHLUND vs. NHL

	GP	G	A	P	PIM
ANA	41	4	13	17	30
ATL	7	1	4	5	12
BOS	13	0	3	3	4
BUF	13	2	4	6	28
CGY	53	9	18	27	53
CAR	10	2	5	7	10
CHI	39	5	14	19	32
COL	58	5	13	18	74
CBJ	29	7	12	19	24
DAL	36	1	16	17	16
DET	38	1	12	13	57
EDM	58	7	15	22	86
FLA	12	1	5	6	2
LAK	41	2	15	17	36
MIN	47	5	9	14	59
MTL	17	5	9	14	8
NSH	34	4	9	13	36
NJD	13	2	2	4	10
NYI	10	0	1	1	4
NYR	8	0	6	6	2
OTT	16	0	4	4	18
PHI	11	2	2	4	14
PHX	36	4	6	10	45
PIT	12	1	4	5	4
SJS	42	6	7	13	38
STL	35	9	8	17	16
TBL	10	3	3	6	7
TOR	22	5	10	15	25
VAN	0	0	0	0	0
WSH	9	0	3	3	6

HEIGHT 6' 3" **WEIGHT** 220 **SHOOTS** Left
BORN September 9, 1976 (Pitea, Sweden)
ACQUIRED Signed as a free agent on July 1, 2009
SEASONS NHL – 12th, Lightning – 1st

NHL FIRSTS: Game: 10/3/97 vs. ANA **Goal:** 10/9/97 vs. TOR (Potvin) **Assist:** 10/9/97 vs. TOR
CAREER HIGHLIGHTS: Goals: Game: 2 (7 times, last – 4/7/09 vs. CGY) Season: 14 (2003-04) Multi-Goal Games: 7 In 2008-09: 1 Hat Tricks: 0 Streak: 3 (4 times, last – 12/12-12/16/06, 3g) In 2008-09: 0 **Assists:** Game: 3 (Several times, last – 11/19/08 vs. NYR) Season: 27 (2002-03) Streak: 4 (2 times, last – 1/19-1/27/04, 4a) In 2008-09: 2 (2 times, last – 2/7-2/10/09, 2a)**Points:** Game: 3 (Several times, last – 11/19/08 at NYR) Season: 36 (2001-02) Multi-Point Games: 54 In 2008-09: 3 Streak: 6 (1/12-1/23/02, 5g,4a) In 2008-09: 3 (2/7-2/12/09, 1g, 2a) **Shootout Statistics:** Career: 0-0 (.000) In 2008-09: 0-0 (.000) **Games Played Streak:** 141 (10/09/03-02/12/06) **Most PIM in a Game:** 29 (11/27/98 at DET) **Most Shots in a Game:** 7 (6 times, last – 03/19/07 at EDM)

2008-09 Season

Played in 82 games for Vancouver, recording 6 goals and 25 points with a +14 rating … Marked the second time in his career he played in all 82 games … Was 2nd among VAN defensemen in +/-, tied for 3rd in points with 25 and was 3rd in goals and average time on ice with 21:34 … Led VAN in shifts per game with 27.2 and blocked shots with 152, while ranking 4th in hits with 109 … His +14 rating was his best since the 2003-04 season (+14) … Tied his career high with 2 goals and also had a +1 rating 4/7 vs. CGY … Registered a season high 3-game point streak 2/7-2/12/09, recording a goal and 3 points … Logged a season high 27:27 in ice time with a +1 rating 1/4 vs. DAL … Tied his career highs for assists and points in a game with 3, including a season high +4 rating 11/19 at NYR.

Career

2007-08: Logged the Canucks highest time on ice per game with an average of 23:46 … Underwent season-ending knee surgery, 3/13 … Scored his 84th career goal to become the Canucks all-time goals leader among defensemen 12/15 at EDM … Recorded his 83rd career goal, tying the franchise record for most goals scored by a defenseman, and was named 1st star, 12/5 at CHI … Scored a goal (OT GWG) and had an assist, named 2nd star, 10/6 at CGY ... **2006-07:** Led all Canucks skaters in average time on ice per game (24:47) … Finished the season with 6 career overtime goals, placing him in a 2-way tie for 4th place with the most overtime goals scored by a Canuck defenseman all-time … Notched an assist, to extend his point streak to 4 games (1–3–4), 11/6 vs. DAL … **2007 Playoffs:** Made 12 Playoff appearances, recording 7 points (2-5-7) and 12 PIM … Became the 3rd highest scoring defenseman in franchise playoff history earning his 19th and 20th career playoff points, 4/11 vs. DAL ... **2005-06:** Led all Canucks defensemen in goals scored with 13 and recorded a total of 33 points (13-20-33), and 92 PIM … Led the team in blocked shots with 170 and ice-time per game with an average of 25:40 … Named 2nd star, scoring his 12th goal of the season and became the 2nd highest goal scoring defenseman in club history (66), 4/8 vs. CGY … Scored the GWG, extending his point streak to 3 games, 1/31 at PHX … Became the 3rd highest goal scorer among Canuck defensemen notching his 56th and 57th career goals, 10/18 vs. CHI … **2003-04:** Played an entire 82-game season for the 1st time in his NHL career, finishing with 34 points including a career high 14 goals … Led all Canucks skaters with an average of 25:47 of ice-time per game … Scored his 4th goal in 5 games, and logged over 25 minutes of ice time, 3/6 at CBJ … Scored the game-tying goal, his 11th of the season, setting a new career high, 3/3 at COL … Tied for a club record with Geoff Courtnall, scoring his 5th career overtime goal, 11/18 vs. MTL … Scored the GWG in OT, notched an assist and was named 3rd star of the game, 11/18 vs. MTL … **2002-03:** Set a new career high with 27 assists in only 59 games played … Finished the season with 29 points and a team-leading 25:23 in average ice time per game … Set a new season-high for time on ice, after playing 30:22, 1/30 vs. EDM … **2001-02:** Finished the season with a career high 10 goals and 36 points … Scored the GWG in OT, notched an assist and was named 1st star, 3/17 at NJD … Notched 3 assists, a new single-game career high, 10/11 at DAL ... **2000-01:** Led all Canucks with an average TOI of 25 minutes … Scored the GWG in OT and led the Canucks in minutes (28), shots (5), hits (6) and blocked shots (5), 3/2 vs. STL … Returned to the line-up after missing 17 games following eye surgery and was named 1st star, scoring the GWG, 11/28 vs. ANA ... **1999-00:** Led the Canucks in ice time with an average of 27:41 per game, that average also ranked 5th in the NHL … Led the NHL with an average of 33.02 shifts per game … Missed the 1st 38 games with an eye injury suffered in the preseason, 9/21 at OTT ... **1998-99:** Recorded his 1st career 3-point game 3/27 vs. MTL … Set career-highs in goals (9), assists (26) and points (31) … Finished 7th in the NHL with an average ice time of 26:07 per game … 1st on the team with 154 blocked shots … Picked up 14 points in his 1st 14 games (4-10-14) … **1997-98:** Finished 2nd in Calder trophy voting to Sergei Samsonov ... Finished 1st in NHL rookie scoring among defensemen (30 points) ... Finished 1st in the League in rookie assists among defensemen (23) ... Finished 5th overall in rookie scoring … Finished 1st among rookies in shots (172) ... Recorded 1st goal and 1st assist, 10/9 vs. TOR ... Played 1st NHL game 10/3 against ANA in Japan ... Tied Lumme for first among Canuck defensemen in scoring … **International Career:** Won the Gold Medal at the 2006 Winter Olympics, recording 2 points in 6 games … Represented Sweden at the 2004 World Cup, recording a goal in 4 games played … Registered 2 points in 4 games for Sweden at the 2002 Winter Olympics … Won the Bronze Medal with Sweden at the 2001 World Championships, recording 2 goals and 5 points in 9 games … Played in 4 games during the 1998 Winter Olympics, notching 1 assist … Won the Gold Medal at the 1998 World Championships … Won the Silver Medal with Sweden at the 1997 World Championships, recording 2 goals and 3 points in 11 games … Participated in the 1996 (silver), 1995 (bronze) and 1994 (silver) World Junior Championships.

Transactions

Signed by Tampa Bay as a free agent on July 1, 2009 … Was selected by Vancouver in the first round, 13th overall, of the 1994 NHL Entry Draft.

CONTINUED ➔

* NHL All-Rookie Team (1998)
* NHL All-Star Game (1999)

CAREER STATISTICS

			Regular Season										Playoffs				
Season	**Team**	**League**	**GP**	**G**	**A**	**TP**	**+/-**	**PIM**	**PPG**	**SHG**	**GWG**	**S**	**GP**	**G**	**A**	**TP**	**PIM**
1993-94	Pitea	Swe-2	28	7	10	17	-	62	-	-	-	-	-	-	-	-	-
	Sweden	WJC-A	7	0	2	2	-	2	-	-	-	-	-	-	-	-	-
1994-95	Lulea	Sweden	34	6	10	16	-	34	-	-	-	-	9	4	0	4	16
	Sweden	WJC-A	7	1	0	1	-	4	-	-	-	-	-	-	-	-	-
1995-96	Lulea	Sweden	38	4	10	14	-	26	-	-	-	-	13	1	0	1	47
	Sweden	WJC-A	7	0	5	5	-	32	-	-	-	-	-	-	-		-
1996-97	Lulea	Sweden	47	7	9	16	-	38	-	-	-	-	10	1	2	3	8
	Lulea	EuroHL	6	0	3	3	-	0	-	-	-	-	-	-	-	-	-
	Sweden	WC-A	11	2	1	3	-	12	-	-	-	-	-	-	-	-	-
1997-98	**Vancouver**	**NHL**	**77**	**7**	**23**	**30**	**3**	**76**	**1**	**0**	**0**	**172**	-	-	-	-	-
	Sweden	Olympics	4	0	1	1	-	4	-	-	-	-	-	-	-	-	-
1998-99	**Vancouver**	**NHL**	**74**	**9**	**26**	**35**	**-19**	**83**	**2**	**1**	**1**	**129**	-	-	-	-	-
1999-00	**Vancouver**	**NHL**	**42**	**4**	**16**	**20**	**6**	**24**	**2**	**1**	**1**	**63**	-	-	-	-	-
2000-01	**Vancouver**	**NHL**	**65**	**8**	**20**	**28**	**-16**	**46**	**1**	**1**	**4**	**136**	**4**	**1**	**3**	**4**	**6**
	Sweden	WC-A	9	2	3	5	-	12	-	-	-	-	-	-	-	-	-
2001-02	**Vancouver**	**NHL**	**81**	**10**	**26**	**36**	**16**	**56**	**4**	**1**	**3**	**193**	**6**	**1**	**1**	**2**	**6**
	Sweden	Olympics	4	0	2	2	-	2	-	-	-	-	-	-	-	-	-
2002-03	**Vancouver**	**NHL**	**59**	**2**	**27**	**29**	**1**	**42**	**0**	**0**	**0**	**100**	**13**	**3**	**4**	**7**	**12**
2003-04	**Vancouver**	**NHL**	**82**	**14**	**20**	**34**	**14**	**73**	**5**	**0**	**3**	**129**	**7**	**1**	**4**	**5**	**13**
	Sweden	W-Cup	4	1	0	1	-	0	-	-	-	-	-	-	-	-	-
2004-05	Lulea	Sweden	4	0	2	2	-	2	-	-	-	-	-	-	-	-	-
2005-06	**Vancouver**	**NHL**	**78**	**13**	**20**	**33**	**-6**	**92**	**8**	**1**	**2**	**183**	-	-	-	-	-
	Sweden	Olympics	6	0	2	2	-	2	-	-	-	-	-	-	-	-	-
2006-07	**Vancouver**	**NHL**	**77**	**11**	**20**	**31**	**-3**	**80**	**6**	**0**	**2**	**170**	**12**	**2**	**5**	**7**	**12**
2007-08	**Vancouver**	**NHL**	**53**	**9**	**15**	**24**	**-1**	**79**	**4**	**0**	**2**	**128**	-	-	-	-	-
2008-09	**Vancouver**	**NHL**	**82**	**6**	**19**	**25**	**14**	**105**	**3**	**0**	**1**	**131**	**10**	**1**	**2**	**3**	**6**
NHL Totals			**770**	**93**	**232**	**325**	**9**	**756**	**36**	**5**	**19**	**1534**	**52**	**9**	**19**	**28**	**55**

PAUL RANGER | DEFENSE - 54

HEIGHT 6' 3" **WEIGHT** 208 **SHOOTS** Left
BORN September 12, 1984 (Whitby, Ontario)
ACQUIRED Selected in the sixth round, 183rd overall, at the 2002 NHL Entry Draft.
SEASONS NHL – 5th, Lightning – 5th

RANGER vs. NHL

	GP	G	A	P	PIM
ANA	3	0	1	1	2
ATL	24	1	8	9	32
BOS	13	0	5	5	8
BUF	13	2	6	8	6
CGY	1	0	0	0	0
CAR	23	3	12	15	20
CHI	2	0	1	1	4
COL	4	0	1	1	4
CBJ	2	0	0	0	0
DAL	2	0	1	1	0
DET	3	0	1	1	2
EDM	2	0	0	0	0
FLA	23	0	7	7	16
LAK	3	0	0	0	4
MIN	4	0	4	4	0
MTL	13	0	2	2	6
NSH	3	0	0	0	2
NJD	13	0	4	4	10
NYI	14	0	2	2	12
NYR	13	1	0	1	6
OTT	12	1	4	5	18
PHI	15	0	4	4	12
PHX	3	0	1	1	0
PIT	13	2	2	4	10
SJS	3	0	0	0	6
STL	2	2	1	3	4
TBL	0	0	0	0	0
TOR	12	1	2	3	10
VAN	2	0	0	0	4
WSH	22	4	4	8	14

NHL AND LIGHTNING FIRSTS: Game: 10/15/05 vs. PIT **Goal:** 3/30/06 @ ATL (Lehtonen) **Assist:** 10/20/05 vs. ATL
CAREER HIGHLIGHTS: Goals: Game: 2 (2/5/08 at STL) Season: 10 (2007-08) Multi-Goal Games: 1 In 2008-09: 0 Hat Tricks: 0 Streak: 3 (11/10-11/16/07, 3g) In 2008-09: 0 **Assists:** Game: 2 (7 times, last – 3/16/08 at BUF) Season: 24 (2006-07) Streak: 4 (10/4-10/13/07, 4a) In 2008-09: 2 (12/26-12/27/08, 2a) **Points:** Game: 3 (2 times, last – 11/2/06 at FLA, 2g-1a) Season: 31 (2007-08) Multi-Point Games: 12 In 2008-09: None Streak: 4 (10/4-10/13/07, 0g-4a) In 2008-09: 3 (12/6-12/10/08, 1g-2a) **Shootout Statistics:** Career: 0-0 (.000) In 2008-09: 0-0 (.000) **Games Played Streak:** 140 (10/26/05-3/7/07) **Most PIM in a Game:** 12 (12/13/08 at OTT) **Most Shots in a Game:** 6 (10/30/08 at BUF)

2008-09 Season

Played in 42 games with the Lightning, recording 2 goals and 13 points … Missed the final 24 games following surgery … Led the team in average time on ice with 24:30 and shifts per game with 33.5 … Was 3rd on the team in blocked shots with 72 … Was tied for 2nd on the team for goals among defensemen with 2 and 4th in points with 13 … Logged a season high 29:19 in ice time 2/4 at PIT … Had a season high 3-game point streak 12/6-12/10 with a goal and 2 assists … Blocked a season high 6 shots 11/6 at NYR.

Career

2007-08: Finished the season on the injured reserve list with a shoulder injury … Averaged a career-high 25:13 in ice time, 2nd among Lightning skaters … Registered career-bests in goals (10), points (31), shots (105) and shorthanded goals (1) … Led all Tampa Bay defensemen in goals and was tied for the lead in points … Was the only Lightning defenseman to score a shorthanded goal, the 1st of his career … Ranked 2nd on the team in blocked shots with 118 … Recorded his 2nd multi-assist game of the season and landed 3 hits 3/19 at BUF ... Scored his 1st career multi-goal game (2) 2/5 at STL ... Played in his 200th career game and recorded an assist with five blocked shots 2/2 vs. FLA ... Scored his 7th goal of the season with 41 seconds remaining to tie the game 1/1 at TOR ... Played a season-high 30:00 of ice time 11/19 at ATL ... Had his career high three-game goal-scoring streak (3g) snapped 11/19 at ATL (11/10-11/16/07, 3g) ... Recorded his 3rd multi-point game of the season and was a +3 11/14 vs. CAR ... Scored his 1st career shorthanded goal, his 2nd multi-point game of the season 10/24 at WSH … Opened the season with a career-best assist and point streak from 10/4-10/13/07 with 4 assists … **2006-07:** Set career highs with 4 goals and 24 assists … Returned from injury and recorded an assist on Lecavalier's 50th goal of the season 3/30 at CAR … Scored his 2nd GWG of the season 2/25 vs. PIT … Was selected to the 2006-07 NHL Youngstars Game … Recorded his 7th career multi-point game (1-1-2) 1/20 at CAR … Scored his 2nd career GWG and had his 2nd multi-point game of the season 12/21 at OTT … Played in his 100th career game and added an assist 11/26 vs. OTT … Tied a career high with 2 assists 10/26 vs. CAR … **2007 Playoffs:** Played 25:15 with a plus-1 rating, four hits and two takeaways in Game 4 … Assisted on the GWG and tied the franchise record with a +3 rating in Game 2 … Logged 23:43 of ice time, landed 1 hit and blocked 1 shot in Game 1… **2005-06:** Began the season with Springfield and was recalled after playing 1 game and scoring 1 goal while recording 3 points … Made his NHL debut on 10/15/05 and played 12 minutes with 2 shots on goal … Skated in 76 games for the Lightning and scored 1 goal while adding 17 assists including 1 game-winning goal … Set the franchise record for most assists by a rookie defenseman in a season with 17 (Hamrlik, 92-93, 15) … **2006 Playoffs:** Made his post season debut and played in 5 games … Scored 2 goals and added 4 assists in the ECQF vs. OTT, ranking him 2nd on the team in points and assists … Recorded a 3-game point streak in Games 2, 3 and 4 (2g, 4a) … Averaged 21:43 of ice time during the post season … **2004-05:** Made his pro debut and played in 62 games for Springfield of the AHL and scored 3 goals and added 8 assists with 46 PIM … Scored 1 game-winning goal and 1 on the power play … Ranked 2nd among Falcons defensemen in shots with 90 …Signed by the Lightning on 6/1/04 … **Junior Career:** Played 4 seasons with Oshawa of the Ontario Hockey League … Ranked 1st on the Generals in goals, assists and points by a defenseman for 2 consecutive seasons from 2002 until 2004 … Led Oshawa in points by a defenseman season with 12 goals and 31 assists for 43 … Led the Generals with 9 PPG … Ranked 2nd on the team in PIM with 72 … Appeared in 25 playoff games with Oshawa and recorded 4 assists and 24 PIM.

CAREER STATISTICS

*NHL YoungStars Game (2007)

			Regular Season										Playoffs				
Season	Team	League	GP	G	A	TP	+/-	PIM	PP	SH	GW	S	GP	G	A	TP	PIM
2000-01	Oshawa	OHL	32	0	1	1	-	2	-	-	-	-	-	-	-	-	-
2001-02	Oshawa	OHL	62	0	9	9	-	49	-	-	-	-	5	0	0	0	4
2002-03	Oshawa	OHL	68	10	28	38	-	70	-	-	-	-	13	0	3	3	10
2003-04	Oshawa	OHL	62	12	31	43	-	72	-	-	-	-	7	0	1	1	10
2004-05	Springfield	AHL	69	3	8	11	-	46	-	-	-	-	-	-	-	-	-
2005-06	LIGHTNING	NHL	76	1	17	18	5	58	0	0	1	73	5	2	4	6	0
	Springfield	AHL	1	1	2	3	-	0	-	-	-	-	-	-	-	-	-
2006-07	LIGHTNING	NHL	72	4	24	28	5	42	0	0	2	90	6	0	1	1	4
2007-08	LIGHTNING	NHL	72	10	21	31	-13	56	0	1	0	105	-	-	-	-	-
2008-09	LIGHTNING	NHL	42	2	11	13	-5	56	0	0	0	69	-	-	-	-	-
NHL Totals			262	17	73	90	-8	212	0	1	3	337	11	2	5	7	4

MATT SMABY | DEFENSE - 32

HEIGHT 6' 5" **WEIGHT** 202 **SHOOTS** Left
BORN October 14, 1984 (Minneapolis, Minnesota)
ACQUIRED Selected in the second round, 41st overall, at the 2003 NHL Entry Draft
SEASONS NHL – 3rd, Lightning – 3rd

NHL AND LIGHTNING FIRSTS: Game: 10/4/07 vs. NJD **Goal:** None **Assist:** 12/27/08 vs. FLA
CAREER HIGHLIGHTS: Goals: Game: 0 Season: 0 Multi-Goal Games: 0 In 2008-09: 0 Hat Tricks: 0 Streak: 0 In 2008-09: 0 **Assists:** Game: 1 (3 times, last – 2/12/09 vs. TOR) Season: 4 (2008-09) Streak: None In 2008-09: None **Points:** Game: 1 (3 times, last – 2/12/09 vs. TOR) Season: 4 (2008-09) Multi-Point Games: None In 2008-09: None Streak: None In 2008-09: None **Shootout Statistics:** Career: 0-0(.000) In 2008-09: 0-0 (.000) **Games Played Streak:** 27 (1/29/09-3/27/09) **Most PIM in a Game:** 7 (2/19/09 vs. NJD) **Most Shots in a Game:** 2 (8 times, last – 4/4 at NYI)

SMABY vs. NHL

	GP	G	A	P	PIM
ANA	1	0	0	0	2
ATL	7	0	0	0	8
BOS	3	0	0	0	0
BUF	2	0	0	0	2
CGY	1	0	0	0	0
CAR	6	0	0	0	4
CHI	1	0	0	0	0
COL	0	0	0	0	0
CBJ	1	0	0	0	0
DAL	0	0	0	0	0
DET	0	0	0	0	0
EDM	1	0	0	0	0
FLA	6	0	2	2	6
LAK	0	0	0	0	0
MIN	0	0	0	0	0
MTL	2	0	0	0	0
NSH	0	0	0	0	0
NJD	3	0	1	1	9
NYI	3	0	0	0	7
NYR	0	0	0	0	0
OTT	1	0	0	0	0
PHI	2	0	0	0	2
PHX	1	0	0	0	0
PIT	4	0	0	0	2
SJS	0	0	0	0	0
STL	1	0	0	0	0
TBL	0	0	0	0	0
TOR	3	0	1	1	2
VAN	1	0	0	0	2
WSH	7	0	0	0	16

2008-09 Season

Played in 43 games with Tampa Bay, a career high, recording four assists, also a career best … Set a career high in average ice time with 19:05 while playing the final portion of the season with a broken bone in his foot … Was 4th among NHL rookie defensemen with 20 or more games played in average ice time … Ranked 4th on the team in hits with 122 (1st among TBL defensemen) and blocked shots with 68 … Recorded his 1st NHL point with an assist 12/27 vs. FLA … Played in 25 games with Norfolk (AHL), recording 2 goals and 6 points … Wore the 'A' for 5 games 12/10-12/17 and 12/20 … Played in 48 consecutive games with the Admirals before being recalled 3/16.

Career

2007-08: Made his NHL debut with the Lightning … Played in 14 NHL games with Tampa Bay, landing 31 hits … Ranked 2nd on the team in hits per game with 2.2 … He logged 16 minutes of ice time or more in each of the final 5 games … Logged a career-high 22:09 in ice time 4/2 at CAR … Recalled to Tampa Bay on 3/17 … Played in 58 games with Norfolk of the AHL, recording 1 goal and 6 points … **2006-07:** Made his professional debut with Springfield and scored 2 goals with 16 points … Scored his 1st professional goal on his 1st professional shot 10/7 at HFD … Played in 66 of 67 games before being recalled to Tampa Bay … Signed by the Lightning on 4/14/06 … **College Career:** Captained the University of North Dakota Fighting Sioux that reached the NCAA Frozen Four for 2 consecutive seasons … As a junior, Smaby skated in 45 games in 2005-06 and scored 4 goals while dishing out 15 assists … Was tied for 3rd on the team in +/- rating with a plus-20 … Was also named to the All-WCHA Third Team … Was a 3-year letterman … Scored 6 goals and recorded 29 assists in 128 career games at North Dakota and ranked 2nd on the team in penalty minutes in 2004-05 with 86 … Also led all UND rookie defensemen in games played during the 2003-04 season.

CAREER STATISTICS

			Regular Season										Playoffs				
Season	Team	League	GP	G	A	TP	+/-	PIM	PPG	SHG	GWG	S	GP	G	A	TP	PIM
2001-02	Sha.-St. Mary's	USHS	65	7	18	25	-	134	-	-	-	-	-	-	-	-	-
2002-03	Sha.-St. Mary's	USHS	57	3	20	23	-	114	-	-	-	-	-	-	-	-	-
2003-04	North Dakota	WCHA	39	1	6	7	-	81	-	-	-	-	-	-	-	-	-
2004-05	North Dakota	WCHA	44	1	2	3	-	86	-	-	-	-	-	-	-	-	-
2005-06	North Dakota	WCHA	40	4	15	19	-	113	-	-	-	-	-	-	-	-	-
2006-07	Springfield	AHL	66	2	14	16	-	43	-	-	-	-	-	-	-	-	-
2007-08	Norfolk	AHL	58	1	5	6	-	66	-	-	-	-	-	-	-	-	-
	LIGHTNING	**NHL**	**14**	**0**	**6**	**0**	**-6**	**12**	**0**	**0**	**0**	**7**	-	-	-	-	-
2008-09	Norfolk	AHL	25	2	4	6	-	30	-	-	-	-	-	-	-	-	-
	LIGHTNING	**NHL**	**43**	**0**	**4**	**4**	**-11**	**50**	**0**	**0**	**0**	**28**	-	-	-	-	-
NHL TOTALS			**57**	**0**	**4**	**4**	**-17**	**62**	**0**	**0**	**0**	**35**	-	-	-	-	-

MIKE SMITH | GOALTENDER - 41

HEIGHT 6' 4" **WEIGHT** 218 **CATCHES** Left
BORN March 22, 1982 (Kingston, Ontario)
ACQUIRED From Dallas with Jeff Halpern, Jussi Jokinen and a fourth-round pick in 2009 in exchange for Brad Richards and Johan Holmqvist on February 26, 2008
SEASONS NHL – 4th, Lightning – 3rd

NHL AND LIGHTNING FIRSTS: Game: NHL - 10/21/06 at PHX; Lightning – 2/27/08 vs. MIN **Win:** NHL - 10/21/06 at PHX; Lightning – 2/29/08 vs. TOR **Shutout:** NHL - 10/21/06 at PHX; Lightning – 3/15/08 vs. NYR
CAREER HIGHLIGHTS: Longest Winning Streak: 4 (11/16-11/25/07) In 2008-09: 3 (2 times, last – 1/19-1/27/09) **Longest Unbeaten Streak:** 4 (11/16-11/25/07, 4-0-0) **Longest Shutout Streak:** 131:06 (1/4-2/11/07) In 2008-09: 111:37 (10/18-10/21/08) **Most Shots Faced in a Game:** 46 (10/11/08 vs. CAR) **Most Saves in a Game:** 42 (2 times, last – 10/25/08 vs. SJS) **Shutouts:** 8 (last – 12/23/08 at PIT) In 2008-09: 2 **Shootouts:** 5-7 (.541 SV%, 20 saves on 37 attempts) In 2008-09: 2-7 (..444 SV%, 12 saves on 27 attempts) **Penalty Shots:** 1.000 (3 saves on 3 attempts) In 2008-09: 1.000 (1 save on 1 attempt)

SMITH vs. NHL

	GP	W	L	T	OT	SO	GA	GAA
ANA	4	3	0	0	0	1	2	0.60
ATL	5	2	3	0	0	0	11	2.21
BOS	3	1	2	0	0	0	7	2.36
BUF	3	1	2	0	0	0	10	3.37
CGY	1	1	0	0	0	0	2	1.97
CAR	6	0	4	0	2	0	23	3.76
CHI	1	0	1	0	0	0	2	4.14
COL	5	3	1	0	1	0	7	1.70
CBJ	5	2	2	0	1	0	12	2.38
DAL	1	1	0	0	0	0	2	2.00
DET	3	1	2	0	0	0	7	2.30
EDM	1	0	0	0	0	0	4	6.00
FLA	7	2	3	0	2	0	23	3.21
LAK	5	5	0	0	0	1	8	1.60
MIN	6	2	3	0	1	2	9	1.58
MTL	2	1	0	0	1	0	4	1.92
NSH	4	3	1	0	0	1	8	2.00
NJD	1	0	0	0	1	0	3	2.77
NYI	0	0	0	0	0	0	0	0.00
NYR	6	2	3	0	1	1	15	2.49
OTT	3	1	2	0	0	0	6	1.98
PHI	6	3	2	0	1	0	17	2.88
PHX	5	2	2	0	0	1	11	3.01
PIT	4	1	3	0	0	1	9	2.27
SJS	2	0	1	0	0	0	4	2.20
STL	4	2	2	0	0	0	14	3.46
TBL	0	0	0	0	0	0	0	0.00
TOR	2	2	0	0	0	0	4	1.97
VAN	1	0	1	0	0	0	2	2.03
WSH	2	0	2	0	0	0	11	6.60

2008-09 Season

Played in 41 games with Tampa Bay, posting a 14-18-9 record, a .916 save percentage and a 2.62 goals-against average with 2 shutouts … He missed the final 32 games of the season while suffering from post concussion syndrome … Set career highs with 14 wins, 1,282 shots against, 1,174 saves, 2,471:21 minutes played and a .916 SV% … Made a career-high 42 saves on 2 occasions, 10/25 vs. SJS and 10/11 vs. CAR … Recorded his 2nd career assist 10/28 at TOR … Posted his longest shutout streak of the season, 111:37, from 10/18-10/21 … Faced a career high 46 shots 10/11 vs. CAR … Posted 2 season-high 3-game winning streaks 12/23-12/27 and 1/19-1/27.

Career

2007-08: Posted a 2.79 goals-against average and a .893 SV% with 1 shutout after being acquired by Tampa Bay … Led the Lightning in save percentage … Stopped all six shots faced in shootouts and posted a 2-0 record … Allowed 1 goal on 23 shots faced in a loss 3/31 vs. ATL ... Earned his 6th career shutout, his 1st with Tampa Bay, with 20 saves and earned his 1st career assist 3/15 vs. NYR ... Made 35 saves on 36 shots faced, both highs with the Lightning, for his 2nd win with Tampa Bay 3/13 at BOS ... Played in his 50th career game 3/9 at CBJ ... Earned his 1st Lightning win and the 25th of his career with 23 saves 2/29 vs. TOR ... Made his Lightning debut 2/27 vs. MIN and made 24 saves on 27 shots in a loss ... Was named the NHL's 3rd Star of the Week for the week of 11/19-11/25 ... Notched his 2nd shutout of the year on 2/7 at MIN, making 25 stops ... Faced a career-high 41 shots 11/25 at NYR Posted his 1st shutout of the season 11/19 vs. LAK, making 22 saves … **2006-07:** Was named to the 2006-07 NHL All-Rookie Team … Was the 2nd player in DAL history named to the All-Rookie Team (Modano, 1990) … Was named the NHL's 3rd Star of the Week on 2/12 for the 2nd time of the season (also on 11/26) after going 3-0-0 with a 0.85 goals-against average and a .967 SV% … Registered a career-high 131:06 shutout streak from 1/4-2/11, spanning 4 games … Became 1st goaltender in DAL history to record a shutout in his NHL debut 10/21 at PHX with 22 saves … **2005-06:** Appeared in his 4th professional season with Iowa (AHL), recording a 25-19-6 record, a 2.50 GAA and a .917 SV% in 50 games … Led all AHL goaltenders in assists (6), ranked 4th in GAA, 4th in saves (1,387), 7th in SV% and 8th in wins … Was named the AHL Goaltender of the Month for April, going 5-1-0 with a 2.11 GAA and a .937 SV% … Tied an AHL record with 3 assists 3/3 at Peoria, becoming the 3rd goaltender all-time … Was recalled by DAL under emergency conditions 1/18 but did not play … Earned the 1st shutout in Iowa Stars history in a 1-0 win 11/19 vs. Hamilton … Played in 7 Calder Cup Playoff games, recording a 3-4 record and a 2.74 GAA … Posted the 1st playoff win in Iowa history 4/22 … **2004-05:** Posted a 19-17-3 record with 2.42 GAA, a .915 SV% and 5 shutouts with Houston (AHL) … Played in 3 playoff games with Houston, posting a 1-2 record and a 1.33 GAA … **2003-04:** Went 8-11-0 in 21 games with Utah (AHL), posting a 2.83 GAA … **2002-03:** Made his AHL debut with Utah, posting a 5-5-0 record with a 3.23 GAA in 11 games … Played in 27 games with Lexington of the ECHL, recording a 11-10-4 record and a 2.55 GAA … Became the 6th goaltender in ECHL history to score a goal and added a 21-save shutout on 10/26 vs. Dayton … **Junior Career:** Played 3 seasons in the OHL with 2 different teams, Kingston and Sudbury … Posted his best OHL season in 2000-01 with Sudbury, going 22-13-7 with a 2.52 GAA.

Transactions

Acquired by Tampa Bay with Jeff Halpern, Jussi Jokinen and a 4th-round pick in 2009 from DAL in exchange for Brad Richards and Johan Holmqvist … Drafted by DAL in the 5th round, 161st overall, in the 2001 NHL Entry Draft.

CAREER STATISTICS

*NHL All-Rookie Team (2007)

			Regular Season									Playoffs						
Season	Team	League	GP	W	L	OT	MIN	GA	SO	AVG	SA	GP	W	L	MIN	GA	SO	AVG
1998-99	Kingston	OPJHL	16	-	-	-	906	53	0	3.51	-	-	-	-	-	-	-	-
1999-00	Kingston	OHL	15	4	5	0	868	42	0	3.78	-	-	-	-	-	-	-	-
2000-01	Kingston	OHL	3	0	0	2	136	8	0	3.53	-	-	-	-	-	-	-	-
	Sudbury	OHL	43	22	13	7	2571	108	3	2.52	-	12	7	5	735	26	2	2.12
2001-02	Sudbury	OHL	53	19	28	5	3062	157	3	3.06	1830	5	1	4	302	15	0	2.98
2002-03	Utah	AHL	11	5	5	0	614	33	0	3.23	351	-	-	-	-	-	-	-
	Lexington	ECHL	27	11	10	4	1553	66	1	2.55	734	2	0	1	93	8	0	5.14
2003-04	Utah	AHL	21	8	11	0	1186	56	2	2.83	611	-	-	-	-	-	-	-
2004-05	Houston	AHL	45	19	17	3	2400	97	5	2.42	1137	3	1	2	181	4	0	1.33
2005-06	Iowa	AHL	50	25	19	6	2999	125	3	2.50	1512	7	3	4	417	19	0	2.74
2006-07	**Dallas**	**NHL**	**23**	**12**	**5**	**2**	**1213**	**46**	**3**	**2.23**	**511**	-	-	-	-	-	-	-
2007-08	**Dallas**	**NHL**	**21**	**12**	**9**	**0**	**1171**	**48**	**2**	**2.46**	**510**	-	-	-	-	-	-	-
	LIGHTNING	**NHL**	**13**	**3**	**10**	**0**	**774**	**36**	**1**	**2.79**	**336**	-	-	-	-	-	-	-
2008-09	**LIGHTNING**	**NHL**	**41**	**14**	**18**	**9**	**2471**	**108**	**2**	**2.62**	**1282**	-	-	-	-	-	-	-
Lightning Totals			**54**	**17**	**28**	**9**	**3245**	**144**	**3**	**2.66**	**1620**	-	-	-	-	-	-	-
NHL Totals			**98**	**41**	**42**	**11**	**5630**	**237**	**8**	**2.53**	**2641**	-	-	-	-	-	-	-

RIGHT WING - 26

MARTIN ST. LOUIS

HEIGHT 5' 9" **WEIGHT** 177 **SHOOTS** Left
BORN June 18, 1975 (Laval, Quebec)
ACQUIRED Signed as a free agent on July 31, 2000
SEASONS NHL – 11th, Lightning – 9th

NHL AND LIGHTNING FIRSTS: Game: NHL - 10/9/98 vs. SJ; Lightning - 10/6/00 vs. NYI **Goal:** NHL - 10/20/98 @ DAL (Turek); Lightning - 11/22/00 vs. ATL (Fankhouser) **Assist:** NHL - 10/23/98 @ NSH; Lightning - 10/8/00 vs. VAN
CAREER HIGHLIGHTS: Goals: Game: 3 (4 times, last – 10/26/06 vs. CAR) Season: 43 (2006-07) Multi-Goal Games: 30 In 2008-09: 4 Hat Tricks: 4 Streak: 5 (2 times, last – 12/12-12/21/06, 6g) In 2008-09: 2 (5 times, last – 3/12-3/14/09, 2g) **Assists:** Game: 4 (12/7/06 vs. ATL) Season: 59 (2006-07) Streak: 10 (12/30-1/16/07, 11a) In 2008-09: 4 (2/22-3/1/09, 5a) **Points:** Game: 5 (12/7/06 vs. ATL, 1g-4a) Season: 102 (2006-07) Multi-Point Games: 152 In 2008-09: 20 Streak: 13 (2/5-3/3/04, 8g-15a) In 2008-09: 9 (3/6-3/24/09, 6g-6a) **Shootout Statistics:** Career: 5-21 (.238) In 2008-09: 1-5 (.200) **Games Played Streak:** 308 (11/17/05-4/11/09) **Most PIM in a Game:** 12 (4/5/00 at STL) **Most Shots in a Game:** 9 (4 times, last – 3/27/09 at WSH)

ST. LOUIS vs. NHL

	GP	G	A	P	PIM
ANA	11	1	5	6	4
ATL	50	17	36	53	10
BOS	32	9	11	20	8
BUF	31	10	16	26	16
CGY	7	8	4	12	2
CAR	50	28	22	50	14
CHI	14	5	5	10	4
COL	15	1	4	5	2
CBJ	9	6	3	9	0
DAL	13	3	7	10	6
DET	13	0	2	2	2
EDM	11	1	8	9	0
FLA	47	20	19	39	14
LAK	10	4	7	11	2
MIN	10	2	3	5	0
MTL	31	13	12	25	8
NSH	13	2	6	8	4
NJD	34	12	15	27	12
NYI	30	8	10	18	18
NYR	30	15	13	28	10
OTT	32	7	18	25	6
PHI	29	12	23	35	12
PHX	12	4	5	9	2
PIT	33	13	18	31	18
SJS	13	3	3	6	6
STL	13	3	9	12	18
TBL	2	0	0	0	0
TOR	34	10	22	32	12
VAN	11	2	10	12	2
WSH	50	19	31	50	14

2008-09 Season

Recorded 30 goals and 80 points in 82 games with Tampa Bay … Was 1 of 2 Lightning players to appear in all 82 games, the 3rd consecutive season without missing a game … Led TBL in goals with 30 and now has 30 goals or more in 5 of the previous 6 seasons .. Also led the team in assists with 50 and points … Was tied for 2nd on TBL in plus/minus with a +4 … Ranked 3rd on the team, 1st among forwards, in average ice time with 21:17 (t-11th in the NHL among forwards) … Led TBL in takeaways with 74 … Made his 5th career NHL All-Star Game appearance … Had a season best 9-game point streak 3/6-3/24 with 6 goals and 6 assists.

Career

2007-08: Was the only Lightning player to appear in all 82 games, setting a career-high in consecutive games played with 227 (11/17/05-4/5/08) … Averaged a career-best 24:17 in ice time per game, leading all NHL forwards … Recorded 25 goals and 83 points with Tampa Bay … Led the Lightning in assists, shorthanded goals (2), was tied for the lead in power-play goals (10) and was 2nd in goals and points … Led the Lightning in takeaways with 65 … Was tied for 7th in the NHL in assists … Went to the NHL All-Star Game for the 4th time, the most in franchise history … Surpassed Pavel Kubina for 3rd on the franchise games played list with 532 3/22 at FLA ... Recorded his 500th career point with a power-play goal and added an assist 3/19 at BUF ... Played in his 600th career game 3/13 at BOS ... Recorded 2 assists in 13:46 of ice time in the All-Star Game ... Tied the franchise record for best plus-minus rating in a game with a plus-5, and recorded his 4th 3-point game of the season 11/14 vs. CAR ... Recorded his 250th career assist on the Lightning's 1st goal in a 3-assist game 11/3 vs. ATL ... Recorded 5 assists in the first 2 games of the season ... **2006-07:** Was named to the NHL's postseason Second All-Star Team … Set career highs with 43 goals, 59 assists and 102 points … Tied the franchise record with 7 GWG during the year … 59 assists were the most in franchise history by a right wing … Established a career-high 14 PPG … Reached the 40-goal plateau for the 1st time in his career 3/22 vs. NJ … Tied Fredrik Modin for 6th on the franchise games played list with 445 3/10 at CGY … Tied the franchise record for road points in a season with his 47th 2/22 at ATL … Played in his 500th career game 2/9 at NYR … Scored the 1st goal in franchise history during the All-Star Game … Was selected to represent the Eastern Conference for a franchise record 3rd time … Had his career high 10-game assist streak snapped 1/18 at NJ … Scored his 1st career shootout goal, the game-winner, 1/7 at PIT … Tied Brian Bradley for 3rd on the franchise assist list with his 189th 1/2 at MTL … Had his career-best-tying 5-game goal streak snapped 12/23 vs. NYR … Set career highs with 4 assists and 5 points in a game 12/7 vs. ATL … Played in his 400th game with Tampa Bay 11/28 vs. WSH, the 9th player to reach the milestone with the Lightning … Was named 1st star of the week of the period ending 11/26/06 after leading all NHL scorers for the week (4-5-9) … Broke his own franchise record for fastest 3 goals as he scored a hat trick in 6:17 during the 2nd period 10/26 vs. CAR, the second time in franchise history a player scored 3 goals in a period … It was his fourth career hat trick and his third against CAR … **2007 Playoffs:** Tied the franchise record for highest plus/minus rating in a series with a +6 … Had a multi-point game in 3 of the 6 games during the series … Had a goal and an assist and led the team with 32:36 of ice time in Game 4 vs. NJ … Tied the franchise record for points and assists in a game with 3 and was a +2 in Game 3 vs. NJ … Scored a PPG and added an assist with a +2 rating while logging 28:07 of ice time in Game 1 … **2005-06:** Scored his 7th game winner of the season (OT) to tie his own record from 2003-04 and recorded an assist as he recorded his 299th and 300th points with the Lightning 4/15 vs. CAR ... Moved into a tie with Dave Andreychuk for 2nd on the all-time Lightning power play goals list with the 38th of his career 4/11 vs. ATL ... Netted his 20th goal of the season, his 3rd consecutive 20-goal season, 3/13 at MTL ... Had a 4-game goal streak 11/30-12/10 and a 6-game point streak 11/25-12/10 (5-4-9) … Had two assists, including his 250th point with the Lightning, 11/3 at OTT … **2006 Playoffs:** Scored a goal in 3 consecutive games in Games 2, 3 and 4 (4-0-4), including scoring 2 goals in Game 2 … Skated more than 20 minutes of ice time in all games during the series … Scored the Lightning's 1st goal of the game and had 4 shots on goal in Game 3 … **2004-05:** Played in 23 games with Lausanne of the Swiss league and scored 9 goals while adding 16 assists and 16 PIM … Ranked 5th on the team in points, 3rd in goals and 4th in assists. **2003-04:** Appeared in all 82 games with 38-56-94, a career best at the time … Was awarded the Hart Trophy, the Art Ross Trophy, Lester B. Pearson Award, and the Bud Light Plus/Minus Award … Was selected to Team Canada for the 2004 World Cup of Hockey, his 1st time appearing in the World Cup … Led the Lightning in goals, assists, points, plus/minus, SHG, GWG, and led all Lightning forwards in ice time … Finished 1st in the NHL in points, plus/minus, and SHG, tied for 1st in assists and 4th in goals … Scored his team record 8th SHG and team record 7th GWG of the season 4/1 vs. FLA ... Had 2 assists 3/29 vs. OTT to tie Chris Gratton for 3rd on the all-time Lightning points list (236) and surpass Roman Hamrlik for 5th in all-time Lightning assists ... Recorded 2 assists extending a point streak to 13 games and tying the franchise record for longest point streak (Brian Bradley, 1992-93) ... Added 1 assist 2/20 @ BUF and tied Rob Zamuner for 6th in Lightning history ... Netted his 100th career goal, his 29th of the season 2/17 vs. PHI ... Scored the GWG while short handed 2/14 vs. FLA, tying the record for most SHG in franchise history (14, Rob Zamuner) and for most GWG in a season (6, Fedotenko 02-03 and Bradley 92-93) ... Scored 2 goals and tied Brian Bradley for 5th in franchise history in power play goals with 27 2/12 vs. MTL ... Tied and surpassed Chris Gratton for 4th in all-time Lightning goals 1/24 @ CGY ... Gratton had 88 and St. Louis scored his 87th, 88th, and 89th for his 3rd career hat trick, his 2nd of the season, while earning a 4-point game 1/24 @ CGY ... Scored his 1st hat trick of the season, the 2nd of his career 1/15 vs. CAR ... His 3 goals in 1 period tied Mikael Renberg (3/21/98 vs. FLA) for most goals in a period ... His 3 goals came in 9:43, setting a new franchise record for fastest 3 goals, previously held by Renberg (14:50, 3/21/98 vs. FLA) ... Had 3 short-handed points (2-1-3) 12/27 vs. BOS to become the 1st Lightning player to record 3 in 1 game and to tie Rob Zamuner for most Lightning short-handed goals in a season (4) ... Registered his 100th career assist 10/25 vs. MIN. **2004 Playoffs:** Appeared in all 23 games recording 9-15-24 with 3 power play goals and 3 game-winning goals … Set career highs in games played, goals, assists, points, plus/minus, penalty minutes, power play goals, and time on ice … Set

CONTINUED ➔

a new Lightning record for most overtime goals in a post-season with 2, for most assists in a post-season with 15, and most points in a post-season with 24 … Established a new franchise record for most assists in a series with 6 in the ECSF vs. MTL and the ECF vs. PHI … Scored the game-winning goal in overtime to send the series to Game 7 and added an assist in Game 6 vs. CGY ... Scored his 8th goal of the playoffs in Game 5 vs. CGY ... Had a goal (7) and an assist (14) in Game 2 vs. CGY ... Scored a power play goal in Game 1 vs. CGY ... Recorded his 5th multi-point game of the post-season with 2 assists (8, 9) in Game 3 vs. PHI ... Had 3 assists, tying the Lightning record for assists in a playoff game, in Game 1 vs. MTL ... Scored the game-winning/series clinching goal in overtime in Game 5 4/16 vs. NYI ... Tallied his 3rd goal of the playoffs, his 3rd career shorthanded playoff goal, 4/14 @ NYI in Game 4 of the ECQF ... Scored 2 goals in Game 3 4/12 on Long Island tying his career best for goals in a game (4/16/03 @ WSH) and tied the Lightning playoff record for goals in a game. **2002-03:** 1 of 3 Lightning players to appear in all 82 games … Set career-highs in goals (33), assists (37), points (70), games played, and plus-minus (+10) … Named to the 2003 All-Star Game (1st All-Star appearance) ... Won individual puck control competition and finished 2nd in fastest skater competition at SuperSkill Event during 2003 All-Star Weekend ... Skated 16:07 of ice time with 4 shots on goal during All-Star Game ... Led team in plus-minus ... Tied for team lead in goals (33) ... 2nd on team in power-play goals (12) and GWG (5) … Only 3rd player in team history to register a +10-or-better plus-minus rating (Bill Houlder +16 in 1996-97; Rob Zamuner +11 in 1995-96) ... Finished season tied for 1st in the NHL in game-tying goals (3), tied for 7th in SHG (3), tied for 18th in even strength assists (29), tied for 19th in even strength points (47), tied for 20th in goals, and tied for 20th in PPG ... Scored 1st goal and 1st assist of the season with 1-1-2 vs. CAR (10/12) ... Recorded 100th career point 10/18 vs. ATL with an assist … Scored 20th goal of the season 1/2 at CGY (3rd fastest player in franchise history to reach 20-goal mark; Chris Kontos 27 games, Brian Bradley 30 games) ... Netted 1st career hat trick with 3-0-3 vs. CAR (1/30). **2003 Playoffs:** Led the Lightning and finished tied for 17th in playoff scoring with 12 points in 11 games … Led the Lightning and tied for 4th in the NHL with 7 goals … Recorded 1st career playoff point with assist on Lightning's 1st goal in Game 2 vs. WSH on 4/12 … Recorded goal, 2 assists in Game 3 victory @ WSH on 4/15 … Scored 3rd consecutive GWG at 4:03 of 3 OT in Game 6 @ WSH on 4/20 to clinch the Lightning's first series victory. **2001-02:** Appeared in 53 games ... Missed 26 games with a broken leg, 2 with a concussion and 1 with a bruised heel ... Led team in plus-minus (+4) ... 3rd on team with 6 PPG ... Played 20+ minutes in 18 games ... Placed on Injured Reserve 1/24 and activated off IR on 4/3 ... Assisted on game's 2nd goal 4/3 at WSH, 1st game back from a broken leg … **2000-01:** Appeared in 78 games, scoring 18-22-40 … Set career-highs in goals, assists, points and games played … Tied for 10th in the NHL in SHG (3) … 34-of-40 points came after start of December … Led team in shorthanded goals … Tied for team lead with 4 GWG … Made Lightning debut vs. NYI on opening night (10/6/00) … Registered 1st Lightning point with an assist vs. VAN (10/8/00) … Scored 1st goal of the season with SHG 11/22/00 vs. ATL (1st career SHG) … Saw season-high 22:53 of ice time 4/4/01 at PIT … **1999-00:** Started the season with Saint John of the AHL, played his 1st game with CGY on 11/19/99 vs. DET … Tallied a career-high 7 shots on 11/27/99 at COL … Recorded his 1st point of the season, an assist, 11/30/99 at CAR … Recorded a goal and an assist, his (1st career multi-point game), on 12/4/99 at NJ … Posted 2 assists vs. DAL on 1/12/00 … Recorded his 1st career 2-goal game on 3/1/00 vs. PIT. **1998-99:** Split the season between CGY and Saint John … Made his NHL debut, appearing in 13 games with CGY (1-1-2) … Played his 1st NHL game 10/9/98 vs. SJ … Scored his 1st NHL goal 10/20/98 at DAL … Recorded his 1st NHL assist 10/23/98 at NSH … Appeared in 53 games for Saint John, leading the team in goals (28) and points (62), and ranking 2nd in assists (34) … Played in 7 AHL Playoff games, recording 8 points. **1997-98:** Made his pro debut, splitting the season between Cleveland of the IHL and Saint John of the AHL … Finished tied for 4th in points (50) on Cleveland despite only playing in 56 games … Joined Saint John after signing with CGY on 2/19/98 … Led Saint John in playoff assists (15) and tied for 1st in playoff points (20) … **College Career:** Was elected to the University of Vermont Hall of Fame in 2007 … Played 4 seasons in the ECAC with UVM … In 138 games with Vermont, collected 267 points (91 goals, 176 assists) and 161 penalty minutes … Led Vermont in scoring for 4 consecutive years … Is UVM all-time leader in assists and points and 3rd in goals … Was only 4 points shy of the ECAC record for most career points … Was a 3-year Hobey Baker Award finalist (1995, 1996 and 1997) … NCAA All-American East First Team in 1995, 1996 and 1997 … 1996 NCAA Championship All-Tournament Team … **International Career:** Skated in 9 games with Canada at the 2009 World Championships, recording 4 goals and 15 points with a +8 rating … Led the tournament in points, assists and was tied for 3rd in plus/minus while Canada won the Silver Medal … Played in 9 games for Team Canada at the 2008 World Championships, recording 2 goals and 10 points as the Canadians won the silver medal … Represented Canada at the 2006 Olympics, recording 2 goals and 3 points in 6 games played …Finished tied for the team lead in goals ... Scored 1 goal with the man advantage … Scored 2 goals and 2 assists for 4 points in the 2004 World Cup of Hockey as Canada won the tournament … 1 goal came on the power play as Canada won the tournament.

Transactions

Signed as a free agent by the Lightning on 7/31/00 … Signed as a free agent by CGY on 2/19/98.

CAREER STATISTICS

			Regular Season										Playoffs				
Season	Team	League	GP	G	A	TP	+/-	PIM	PPG	SHG	GWG	S	GP	G	A	TP	PIM
1993-94	Vermont	ECAC	33	15	36	51	-	24	-	-	-	-	-	-	-	-	-
1994-95	Vermont	ECAC	35	23	48	71	-	36	-	-	-	-	-	-	-	-	-
1995-96	Vermont	ECAC	35	29	56	85	-	38	-	-	-	-	-	-	-	-	-
1996-97	Vermont	ECAC	36	24	36	60	-	65	-	-	-	-	-	-	-	-	-
1997-98	Cleveland	IHL	56	16	34	50	-	24	-	-	-	-	-	-	-	-	-
	Saint John	AHL	25	15	11	26	-	20	-	-	-	-	20	5	15	20	16
1998-99	**Calgary**	**NHL**	**13**	**1**	**1**	**2**	**-2**	**10**	**0**	**0**	**0**	**14**	-	-	-	-	-
	Saint John	AHL	53	28	34	62	-	30	-	-	-	-	7	4	4	8	2
1999-00	**Calgary**	**NHL**	**56**	**3**	**16**	**18**	**-6**	**22**	**0**	**0**	**1**	**73**	-	-	-	-	-
	Saint John	AHL	17	15	11	26	-	14	-	-	-	-	-	-	-	-	-
2000-01	**LIGHTNING**	**NHL**	**78**	**18**	**22**	**40**	**-4**	**12**	**3**	**3**	**4**	**141**	-	-	-	-	-
2001-02	**LIGHTNING**	**NHL**	**53**	**16**	**19**	**35**	**4**	**20**	**6**	**1**	**2**	**105**	-	-	-	-	-
2002-03	**LIGHTNING**	**NHL**	**82**	**33**	**37**	**70**	**10**	**32**	**12**	**3**	**5**	**201**	**11**	**7**	**5**	**12**	**0**
2003-04	**LIGHTNING**	**NHL**	**82**	**38**	**56**	**94**	**35**	**34**	**8**	**8**	**7**	**212**	**23**	**9**	**15**	**24**	**14**
	Canada	W-Cup	6	2	2	4	-	0	-	-	-	-	-	-	-	-	-
2004-05	Lausanne	Swiss	23	9	16	25	-	16	-	-	-	-	-	-	-	-	-
2005-06	**LIGHTNING**	**NHL**	**80**	**31**	**30**	**61**	**-3**	**38**	**9**	**3**	**7**	**221**	**5**	**4**	**0**	**4**	**2**
	Canada	Olympics	6	2	1	3	-	0	-	-	-	-	-	-	-	-	-
2006-07	**LIGHTNING**	**NHL**	**82**	**43**	**59**	**102**	**7**	**28**	**14**	**6**	**7**	**273**	**6**	**3**	**5**	**8**	**8**
2007-08	**LIGHTNING**	**NHL**	**82**	**26**	**58**	**83**	**-23**	**26**	**10**	**2**	**6**	**241**	-	-	-	-	-
	Canada	WC-A	9	2	8	10	-	0	-	-	-	-	-	-	-	-	-
2008-09	**LIGHTNING**	**NHL**	**82**	**30**	**50**	**80**	**4**	**14**	**7**	**2**	**3**	**262**	-	-	-	-	-
	Canada	WC-A	9	4	11	15	-	2	-	-	-	-	-	-	-	-	-
Lightning Totals			**621**	**234**	**331**	**567**	**30**	**194**	**64**	**28**	**44**	**1656**	**45**	**23**	**25**	**48**	**24**
NHL Totals			**690**	**238**	**347**	**585**	**23**	**226**	**27**	**41**	**69**	**1743**	**45**	**23**	**25**	**48**	**24**

* NHL All-Star Game (2009, 2008, 2007, 2004, 2003)
* NHL Second All-Star Team (2007)
* Hart Memorial Trophy (2004)
* Lester B. Pearson Award (2004)
* Art Ross Trophy (2004)
* NHL First All-Star Team (2004)
* Bud Light Plus/Minus Award (2004)
* NCAA Championship All-Tournament Team (1996)
* NCAA East First All-American Team (1997, 1996, 1995)
* ECAC Player of the Year (1995)
* ECAC First All-Star Team (1997, 1996, 1995)

STEVEN STAMKOS

CENTER - 91

HEIGHT 6' 1" **WEIGHT** 196 **SHOOTS** Right
BORN February 7, 1990 (Markham, Ontario)
ACQUIRED Selected in the first round, first overall, at the 2008 NHL Entry Draft
SEASONS NHL – 2nd, Lightning – 2nd

NHL AND LIGHTNING FIRSTS: Game: 10/4/08 vs. NYR **Goal:** 10/30/08 at BUF (Miller) **Assist:** 10/28/08 at TOR
CAREER HIGHLIGHTS: Goals: Game: 3 (2/17/09 vs. CHI) Season: 23 (2008-09) Multi-Goal Games: 3 In 2008-09: 3 Hat Tricks: 1 Streak: 3 (2 times, last – 3/17-3/21/09, 4g) In 2008-09: 3 (2 times, last – 3/17-3/21/09, 4g) **Assists:** Game: 2 (2 times, last – 3/24/09 vs. CBJ) Season: 23 (2008-09) Streak: 3 (11/28-12/2/08, 3a) In 2008-09: 3 (11/28-12/2/08, 3a) **Points:** Game: 3 (2 times, last – 2/17/09 vs. CHI) Season: 46 (2008-09) Multi-Point Games: 8 In 2008-09: 8 Streak: 6 (3/12-3/24/09, 4g-4a) In 2008-09: 6 (3/12-3/24/09, 4g-4a) **Shootout Statistics:** Career: 1-5 (.200) In 2008-09: 1-5 (.200) **Games Played Streak:** 40 (10/4/08-1/8/09) **Most PIM in a Game:** 5 (11/26/08 vs. NYR) **Most Shots in a Game:** 9 (11/18/08 vs. FLA)

STAMKOS vs. NHL

	GP	G	A	P	PIM
ANA	0	0	0	0	0
ATL	6	3	2	5	4
BOS	4	1	0	1	2
BUF	4	2	2	4	2
CGY	1	1	1	2	0
CAR	5	0	1	1	2
CHI	1	3	0	3	0
COL	2	1	1	2	2
CBJ	1	0	2	2	0
DAL	1	1	0	1	0
DET	1	0	0	0	0
EDM	1	1	0	1	0
FLA	5	1	2	3	0
LAK	1	0	1	1	0
MIN	2	0	1	1	2
MTL	4	0	1	1	0
NSH	1	0	2	2	4
NJD	4	1	0	1	0
NYI	4	0	1	1	2
NYR	4	0	0	0	9
OTT	4	0	0	0	0
PHI	4	0	2	2	4
PHX	1	0	0	0	0
PIT	4	0	1	1	4
SJS	2	1	0	1	0
STL	1	1	1	2	0
TBL	0	0	0	0	0
TOR	4	2	2	4	0
VAN	1	1	0	1	0
WSH	6	3	0	3	2

2008-09 Season

Played in 79 games in his rookie season, recording 23 goals and 46 points … Set a TBL franchise record for goals in a season by a rookie, surpassing Brad Richards who had 21 in 2000-01 … Ranked 3rd in the NHL among rookies in goals, 5th in points and tied for 6th in PPG with 9 … Was 4th on TBL in goals, 3rd in points and 2nd in PPG … Ranked 8th on the team in hits with 75 … Became the 2nd-youngest player in NHL history to score a natural hat trick 2/17 vs. CHI … Was the only TBL player to record a hat trick in 2008-09.

Career

2007-08: Signed by the Lightning 7/29/08 … Was the 3rd player in franchise history to be drafted 1st overall (Vincent Lecavalier, 1998; Roman Hamrlik, 1992) … **Junior Career:** Played in 124 career OHL games with the Sarnia (OHL), recording 100 goals and 197 points during 2 seasons … Also registered 14 goals and 17 points in 13 career playoff games …In 2007-08 was rated as the consensus top overall pick in the 2008 draft ... Played in 61 games with Sarnia, recording 58 goals and 105 points … Ranked 2nd in the OHL in goals and game-winning goals (9), 3rd in power-play goals (23), and was 5th in points and shorthanded goals (5) …He scored 11 goals, including 4 in a single game, in 9 games during the 2008 playoffs … Was named the OHL's Player of the Month for February after recording 13 goals and 22 points in 13 games … Recognized as the best stick-handler and as having the best shot in the OHL coaches' poll … In 2006-07, played in 63 games with Sarnia, recording 42 goals and 92 points … Was runner-up for the OHL's Rookie of the Year award behind Patrick Kane and was awarded the Bobby Smith Trophy as the league's scholastic player of the year … Ranked 3rd in the league in rookie scoring, was tied for 6th overall in power-play goals (22) and tied for 13th in goals … Led Sarnia in goals, points and power-play goals … Before joining Sarnia he recorded 105 goals and 197 points in 67 games with the Markham Waxers AAA midget team in 2005 … Was drafted 1st overall in the 2006 OHL Priority Draft … **International Career:** Skated in 9 games with Canada at the World Championships, recording 7 goals and 11 points … Was tied for the tournament lead in goals, 2nd in plus/minus with a +9 and tied for 5th in points … Played in 7 games with Team Canada during the 2008 World Junior Championships, recording a goal and 6 points as Canada won the gold medal … Skated in 6 games during the World U-18 Championships, registering 2 goals and 10 points as Canada finished 4th.

CAREER STATISTICS

			Regular Season										Playoffs				
Season	**Team**	**League**	**GP**	**G**	**A**	**TP**	**+/-**	**PIM**	**PPG**	**SHG**	**GWG**	**S**	**GP**	**G**	**A**	**TP**	**PIM**
2005-06	Markham	Midgt.	67	105	92	197	-	87	-	-	-	-	-	-	-	-	-
2006-07	Sarnia	OHL	63	42	50	92	-	56	-	-	-	-	4	3	3	6	0
	Canada	WU-18	6	2	8	10	-	8	-	-	-	-	-	-	-	-	-
2007-08	Sarnia	OHL	61	58	47	105	-	88	-	-	-	-	9	11	0	11	20
	Canada	WJC-A	7	1	5	6	-	4	-	-	-	-	-	-	-	-	-
2008-09	**LIGHTNING**	**NHL**	**79**	**23**	**23**	**46**	**-13**	**39**	**9**	**0**	**1**	**181**	-	-	-	-	-
	Canada	WC-A	9	7	4	11	-	6	-	-	-	-	-	-	-	-	-
NHL Totals			**79**	**23**	**23**	**46**	**-13**	**39**	**9**	**0**	**1**	**181**	-	-	-	-	-

* NHL YoungStars Game (2009)
* OHL Second All-Star Team (2008)
* Canadian Major Junior First All-Star Team (2008)

ALEX TANGUAY | LEFT WING - 13

HEIGHT 6' 1" **WEIGHT** 189 **SHOOTS** Left
BORN November 21, 1979 (Ste-Justine, Quebec)
ACQUIRED Signed as a free agent on September 1, 2009
SEASONS NHL – 10th, Lightning – 1st

NHL FIRSTS: Game: 10/5/99 vs. NSH **Goal:** 10/8/99 @ PIT (Skudra) **Assist:** 10/5/99 vs. NSH
CAREER HIGHLIGHTS: Goals: Game: 3 (2 times, last – 1/21/04 at FLA) Season: 29 (2005-06) Multi-Goal Games: 22 In 2008-09: 3 Hat Tricks: 2 Streak: 3 (3 times, last – 3/25-3/29/03, 3g) In 2008-09: 2 (2 times, last – 4/2-4/4/09, 2g) **Assists:** Game: 4 (10/23/03 vs. EDM) Season: 59 (2006-07) Streak: 8 (2 times, last – 2/8-2/23/03, 11a) In 2008-09: 4 (3/21-3/28/09, 2g-7a) **Points:** Game: 5 (3 times, last – 3/24/09 vs. ATL) Season: 81 (2006-07) Multi-Point Games: 153 In 2008-09: 11 Streak: 16 (2/6-3/7/03, 10g,16a) In 2008-09: 5 (2 times, last – 3/19-3/28/09, 3g-7a) **Shootout Statistics:** Career: 7-20 (.350) In 2008-09: 2-5 (.400) **Games Played Streak:** 138 (2/8/02-12/17/03) **Most PIM in a Game:** 12 (2/28/04 at CBJ) **Most Shots in a Game:** 7 (11/18/00 at LAK)

TANGUAY vs. NHL

	GP	G	A	P	PIM
ANA	29	6	20	26	6
ATL	13	4	11	15	6
BOS	14	4	8	12	4
BUF	12	3	6	9	4
CGY	34	6	23	29	20
CAR	13	3	6	9	8
CHI	28	10	21	31	14
COL	15	2	12	14	14
CBJ	27	11	13	24	24
DAL	33	13	11	24	4
DET	28	10	17	27	12
EDM	51	14	29	43	24
FLA	11	6	7	13	4
LAK	28	9	14	23	8
MIN	43	12	26	38	20
MTL	7	0	4	4	6
NSH	28	5	18	23	19
NJD	12	4	8	12	6
NYI	11	3	5	8	6
NYR	11	7	2	9	2
OTT	13	4	4	8	0
PHI	13	4	6	10	12
PHX	30	11	14	25	10
PIT	11	1	7	8	8
SJS	31	7	18	25	22
STL	31	8	24	32	16
TBL	12	2	6	8	8
TOR	10	6	9	15	12
VAN	50	16	35	51	36
WSH	10	2	3	5	10

2008-09 Season

Played in 50 games with Montreal, recording 16 goals and 41 points with a plus-13 rating … It was his 6th consecutive season with 15 goals or more and his plus/minus rating was his highest since the 2003-04 season (+30) … Has 20 goals or more in 4 of the previous 6 seasons … Missed 32 games due to injury, playing in the fewest number of games in his career (50) … Led MTL in points with 13 and plus/minus with a +8 in the month of March … Tied his career high with 5 points in a game (2-3-5) 3/24 vs. ATL … Was named MTL player of the month for October after leading the team in goals with 6 and points with 11.

Career

2007-08: Scored his first two goals of the season and added one assist for his first 3-point game of the season on Oct. 24 … Scored his 500th NHL point with a goal on Nov 10…Scored a pair of goals for the second time this season on Feb. 20 and was named the game's 1st star... Playing his 600th career game, registered a pair of assists on March 16 … **2006-07:** Set a career high in points (81) … Flames were 13-6-2-1 when he scored … Finished 3rd in the NHL in shooting percentage (20.6%)…Played in his 500th career NHL game on 2/2 vs. CBJ … Registered his 300th career assist on 2/11 at DET … **2007 Playoffs:** Played in all 6 games vs. DET, led the team in assists (3) and finished tied for 2nd in points (4) … Had a 2-game point streak and had his 1st multi-point game of the playoffs with 2 assists 4/19 vs. DET ... **2005-06:** Set a career high with 29 goals … Finished 2nd on the team in scoring with 78 points and assists with 49 … Was 3rd on the team in goals … Led the NHL in shooting percentage (23.2%) ... Scored the 1st shootout goal in Avalanche history on 10/14 vs. CHI … Scored his 1st career penalty shot goal 11/12 at CGY ... Played his 400th career NHL game on his 26th birthday, 11/21 vs. CGY … **2006 Playoffs:** Played in 9 games with the Avalanche, record 2 goals and 6 points … Ranked 4th on the team in points ... **2004-05:** Played 6 games with Lugano in Switzerland, recording 3 goals and 3 assists … **2003-04:** Established a new career-high with 79 points (in 69 games played), surpassing his previous best of 67 points set in 2002-03 (82 games) ... Also set a career high with 54 assists ... Selected to play in his 1st NHL All-Star Game (Minnesota) ... Tied a career high with 5 points on 3/3 vs. VAN, equaling the mark also set against VAN on 1/18/01 … **2004 Playoffs:** Notched the GWG in Game 1 vs. DAL … 5 of his 16 career playoffs goals have been GWG … Scored with 3 seconds remaining in the 1st period of Game 2 of the WCQF to give COL a 2-1 lead … Collected points in each of the 1st 3 games of the WCQF vs. DAL ... 2002-03: Recorded a career-high 16-game point streak from 2/11-3/7 (10g-16a), the longest streak by any NHL player that season and the longest in COL history … **2003 Playoffs:** Scored the GWG in Game 3 at MIN … **2001-02:** Finished 3rd on the team with 48 points ... Recorded his 100th career assist 12/23 vs. MIN … **2002 Playoffs:** Scored the 1st COL goal of the playoffs Game 1 vs. LAK … Assisted on the GWG in Game 7 of the WCSF vs. SJS … Missed the final 2 games with a leg injury ... **2000-01:** Finished 6th in the NHL in plus/minus (+35) ... **2001 Playoffs:** Ranked 5th among postseason scorers in points and his 15 assists trailed only Hejduk's 16 in the NHL ... Scored 2 goals in Game 7 of the Stanley Cup Final vs. NJD en route to Colorado's Stanley Cup win, including the GWG ... **1999-00:** Finished 2nd among NHL rookie scorers with 51 points ... **2000 Playoffs:** Played in all 17 playoff games … 1 of 4 COL rookies to make their Stanley Cup Playoffs debut … Recorded 1-1-2 in his 1st career playoff game, Game 1 of WCQF vs. PHX ... **Junior Career:** Set Halifax career records for goals (101), points (214) and assists (113) … **International Career:** Played in the 1998 World Junior Championships with Team Canada finishing 2nd in team scoring with 2 goals and an assist in 7 games.

Transactions

Signed by Tampa Bay as a free agent on September 1, 2009 … Acquired by Montreal with a fifth-round pick in 2008 from Calgary in exchange for a first-round choice in 2008 and a second-round pick in 2009 on June 20, 2008 … Acquired by Calgary from Colorado in exchange for Jordan Leopold, a second-round pick in 2006 and a second-round choice in 2007 on June 24, 2006 … Drafted by Colorado in the first round, 12th overall, of the 1998 NHL Entry Draft.

CAREER STATISTICS

* NHL All-Star Game (2004)
* QMJHL All-Rookie Team (1997)

			Regular Season										Playoffs				
Season	Team	League	GP	G	A	TP	+/-	PIM	PPG	SHG	GWG	S	GP	G	A	TP	PIM
1995-96	Cap-d-Madeleine	MAAA	44	29	34	63	-	64	-	-	-	-	5	2	4	6	14
1996-97	Halifax	QMJHL	70	27	41	68	-	60	-	-	-	-	12	5	8	13	8
1997-98	Halifax	QMJHL	51	47	38	85	-	32	-	-	-	-	5	7	6	13	4
	Canada	WJC-A	7	2	1	3	-	2	-	-	-	-	-	-	-	-	-
1998-99	Halifax	QMJHL	31	27	34	61	-	30	-	-	-	-	5	1	2	3	2
	Hershey	AHL	5	1	2	3	-	2	-	-	-	-	5	0	2	2	0
1999-00	**Colorado**	**NHL**	**76**	**17**	**34**	**51**	**6**	**22**	**6**	**0**	**3**	**74**	**17**	**2**	**1**	**3**	**2**
2000-01	**Colorado**	**NHL**	**82**	**27**	**50**	**77**	**35**	**37**	**7**	**1**	**3**	**135**	**23**	**6**	**15**	**21**	**8**
2001-02	**Colorado**	**NHL**	**70**	**13**	**35**	**48**	**8**	**36**	**7**	**0**	**2**	**90**	**19**	**5**	**8**	**13**	**0**
2002-03	**Colorado**	**NHL**	**82**	**26**	**41**	**67**	**34**	**36**	**3**	**0**	**5**	**142**	**7**	**1**	**2**	**3**	**4**
2003-04	**Colorado**	**NHL**	**69**	**25**	**54**	**79**	**30**	**42**	**7**	**0**	**5**	**117**	**8**	**2**	**2**	**4**	**2**
2004-05	Lugano	Swiss	6	3	3	6	-	4	-	-	-	-	-	-	-	-	-
2005-06	**Colorado**	**NHL**	**71**	**29**	**49**	**78**	**8**	**46**	**8**	**0**	**4**	**125**	**9**	**2**	**4**	**6**	**12**
2006-07	**Calgary**	**NHL**	**81**	**22**	**59**	**81**	**12**	**44**	**5**	**0**	**0**	**107**	**6**	**1**	**3**	**4**	**8**
2007-08	**Calgary**	**NHL**	**78**	**18**	**40**	**58**	**11**	**48**	**3**	**2**	**3**	**121**	**7**	**0**	**4**	**4**	**4**
2008-09	**Montreal**	**NHL**	**50**	**16**	**25**	**41**	**13**	**34**	**5**	**0**	**3**	**76**	**2**	**0**	**1**	**1**	**2**
NHL Totals			**659**	**193**	**387**	**580**	**157**	**345**	**50**	**3**	**28**	**987**	**98**	**19**	**40**	**59**	**42**

STEPHANE VEILLEUX | LEFT WING - 19

VEILLEUX vs. NHL

	GP	G	A	P	PIM
ANA	21	3	2	5	6
ATL	3	0	0	0	0
BOS	3	1	0	1	2
BUF	4	1	0	1	5
CGY	31	2	2	4	36
CAR	5	1	0	1	2
CHI	19	4	4	8	34
COL	30	5	5	10	8
CBJ	18	1	2	3	18
DAL	19	0	1	1	12
DET	16	2	1	3	15
EDM	29	3	3	6	16
FLA	3	1	0	1	4
LAK	19	1	3	4	13
MIN	0	0	0	0	0
MTL	3	1	0	1	2
NSH	17	3	6	9	9
NJD	3	1	0	1	0
NYI	6	1	1	2	2
NYR	3	0	0	0	0
OTT	3	0	1	1	7
PHI	3	1	0	1	0
PHX	21	1	4	5	13
PIT	3	1	0	1	0
SJS	19	2	4	6	4
STL	16	4	3	7	6
TBL	5	0	0	0	2
TOR	2	0	1	1	0
VAN	32	2	3	5	34
WSH	5	1	1	2	4

HEIGHT 6' 0" **WEIGHT** 190 **SHOOTS** Left
BORN November 16, 1981 (Saint-Georg, Quebec)
ACQUIRED Signed as a free agent on July 7, 2009
SEASONS NHL – 7th, Lightning – 1st

NHL FIRSTS: Game: 10/19/02 vs. DET **Goal:** 10/27/02 at COL (Roy) **Assist:** 10/24/02 at CHI
CAREER HIGHLIGHTS: Goals: Game: 2 (2 times, last – 3/8/09 at ANA) Season: 13 (2008-09) Multi-Goal Games: 2 In 2008-09: 1 Hat Tricks: 0 Streak: 2 (4 times, last – 3/15-3/17/09, 2g) In 2008-09: 2 (2 times, last - 3/15-3/17/09, 2g) **Assists:** Game: 2 (2/14/08 at VAN) Season: 11 (2006-07) Streak: 2 (3 times, last – 1/13-1/15/09, 2a) In 2008-09: 2 (1/13-1/15/09, 2a) **Points:** Game: 2 (9 times, last – 3/8/09 at ANA) Season: 23 (2008-09) Multi-Point Games: 9 In 2008-09: 1 Streak: 3 (12/23-12/29/08, 2g-1a) In 2008-09: 3 (12/23-12/29/08, 2g-1a) **Shootout Statistics:** Career: 0-0 (.000) In 2008-09: 0-0 (.000) **Games Played Streak:** 60 (11/15/07-03/24/08) **Most PIM in a Game:** 27 (4/11/06 vs. CHI) **Most Shots in a Game:** 5 (6 times, last – 4/10/09 vs. NSH)

2008-09 Season

Set career-highs in goals (13) and points (23) while skating in a career best 81 games … Was 2nd on MIN with 98 hits … 10 of his 13 goals either tied game or gave the Wild a lead … Scored his 3rd goal in 4 games 3/22 … Recorded 12th goal and 19th point of season 3/17 vs. COL to establish new career-highs in both categories … Tied career-high with 2 goals 3/8 at ANA for his 1st multi-point game of season … Tallied goal 12/29 at CGY to extend point streak to career-high three games (2-1-3, 12/23-12/29) … Scored GWG (also a SHG) 12/23 vs. CAR … Played in 300th career NHL game 11/26 vs. DAL … Tallied 2nd goal of season and 3 hits 11/22 vs. VAN … Missed 1 game with the flu 1/5.

Career

2007-08: Played in a career-high 77 games, tying his career high with 18 points (11-7-18) ... Led MIN with 113 hits ... Recorded 17 PIM 10/24 at CGY ... Missed 3 games with flu (3/26-3/30) ... Tallied 8th goal of season 3/4 vs. CHI to establish new career-high ... Tallied pair of goals 2/14 at VAN for first career 2-goal contest ... Missed 2 games (11/11-11/13) with fractured cheekbone ... Skated a career-high 22:30 10/28 at COL ... **2008 Playoffs:** Picked up franchise playoff record 25 PIM in Game 4 of the Western Conference Quarterfinals 4/15 at COL ... **2006-07:** Set career marks in assists (11), points (18) and plus/minus (+3) ... Finished 2nd on MIN with 89 hits ... Registered career-high 11th assist in season finale 4/7 vs. STL ... Missed 3 games (12/23-12/27) due to nose injury suffered 12/22 at DET … **2007 Playoffs:** Played in 5 playoff games, going scoreless ... **2005-06:** Registered 63 PIM to rank 5th on the team ... Ranked 3rd on the club with 70 hits ... Recorded 3 multi-point games ... Posted 4 points (3-1-4) over a 5-game span (4/4-4/11) ... Scored the GWG and piled up a career high 27 PIM in a 19-second span in the 3rd period of a 2-0 victory 4/11 vs. CHI ... **2004-05:** Ranked tied for 1st on Houston (AHL) with 7 PPGs, 3rd in goals and 5th in points ... Scored PPG 1/25 vs. MIL, tying season-high 4-game point streak (1-4-5) ... Registered 6th goal in 7 games, 12/30 at Norfolk ... Scored 5th goal in as many games 12/23 vs. San Antonio ... Suffered season-ending injury 3/7 vs. Grand Rapids ... **2003-04:** Ranked tied for 3rd on Houston in scoring (13-25-38) ... Led the Aeros with 4 SHGs ... Recalled to Minnesota 2/27 ... Played in each of the last 19 Wild games to end the season ... Made season debut 2/27 at DAL ... Recorded 1st-ever multi-point game with a pair of assists 3/9 at SJS ... 2002-03: Recalled by Minnesota 10/17 and played in 38 games ... Scored 1st career point with an assist 10/24 at CHI ... Scored 1st NHL goal against Patrick Roy 10/27 at COL ... Recorded 12 points (4-8-12) in 29 contests with Houston (AHL) ... Led Houston in playoff scoring with 18 points (7-11-18) in 23 games. **2001-02:** Ranked 7th on team in scoring and tied for 1st with 2 SHGs … **Junior Career:** Played in 205 games with Victoriaville and Val d'Or from 1998-01, recording 69 goals and 181 points … In 2000-01, his 48 goals were tied for 7th in the QMJHL with 48 goals and his 115 points were 9th.

Transactions

Signed as a free agent by Tampa Bay on July 7, 2009 … Selected by Minnesota in the third round, 93rd overall, of the 2001 NHL Entry Draft.

CAREER STATISTICS

			Regular Season										Playoffs				
Season	**Team**	**League**	**GP**	**G**	**A**	**TP**	**+/-**	**PIM**	**PPG**	**SHG**	**GWG**	**S**	**GP**	**G**	**A**	**TP**	**PIM**
1998-99	Victoriaville	QMJHL	65	6	13	19	-	35	-	-	-	-	6	1	3	4	2
1999-00	Victoriaville	QMJHL	22	1	4	5	-	17	-	-	-	-	-	-	-	-	-
	Val d'Or	QMJHL	50	14	28	42	-	100	-	-	-	-	-	-	-	-	-
2000-01	Val d'Or	QMJHL	68	48	67	115	-	90	-	-	-	-	21	15	18	33	42
2001-02	Houston	AHL	77	13	22	35	-	113	-	-	-	-	14	2	4	6	20
2002-03	**Minnesota**	**NHL**	**38**	**3**	**2**	**5**	**-6**	**23**	**1**	**0**	**0**	**52**	-	-	-	-	-
	Houston	AHL	29	8	4	12	-	43	-	-	-	-	23	7	11	18	12
2003-04	**Minnesota**	**NHL**	**19**	**2**	**8**	**10**	**0**	**20**	**1**	**1**	**1**	**37**	-	-	-	-	-
	Houston	AHL	64	13	25	38	-	66	-	-	-	-	2	1	1	2	2
2004-05	Houston	AHL	59	15	24	39	-	35	-	-	-	-	-	-	-	-	-
2005-06	**Minnesota**	**NHL**	**71**	**7**	**9**	**16**	**-13**	**53**	**0**	**0**	**1**	**87**	-	-	-	-	-
2006-07	**Minnesota**	**NHL**	**75**	**7**	**11**	**18**	**3**	**47**	**0**	**0**	**1**	**84**	**5**	**0**	**0**	**0**	**4**
2007-08	**Minnesota**	**NHL**	**77**	**11**	**7**	**18**	**-13**	**61**	**0**	**0**	**0**	**136**	**6**	**0**	**0**	**0**	**27**
2008-09	**Minnesota**	**NHL**	**81**	**13**	**10**	**23**	**-17**	**40**	**0**	**1**	**1**	**146**	-	-	-	-	-
NHL Totals			**361**	**43**	**47**	**90**	**-46**	**254**	**2**	**2**	**4**	**542**	**11**	**0**	**0**	**0**	**31**

MATT WALKER | DEFENSE - 8

HEIGHT 6' 3" **WEIGHT** 214 **SHOOTS** Right
BORN April 7, 1980 (Beaverlodge, Alberta)
ACQUIRED Signed as a free agent on July 1, 2009
SEASONS NHL – 7th, Lightning – 1st

NHL FIRSTS: Game: 12/10/02 at NJD **Goal:** 2/17/08 vs. CBJ (LeClaire) **Assist:** 1/18/03 vs. CHI
CAREER HIGHLIGHTS: Goals: Game: 1 (2 times, last – 2/21/09 at DAL) Season: 1 (2008-09, 2007-08) Multi-Goal Games: 0 In 2008-09: 0 Hat Tricks: 0 Streak: 0 In 2008-09: 0 **Assists:** Game: 3 (2/5/09 at CGY) Season: 13 (2008-09) Streak: 3 (2 times, last – 3/1-3/7/09, 3a) In 2008-09: 3 (2 times, last – 3/1-3/7/09, 3a) **Points:** Game: 3 (2/5/09 at CGY) Season: 14 (2008-09) Multi-Point Games: 1 In 2008-09: 1 Streak: 3 (2 times, last – 3/1-3/7/09, 0g-3a) In 2008-09: 3 (2 times, last – 3/1-3/7/09, 0g-3a) **Shootout Statistics:** Career: 0-0 (.000) In 2008-09: 0-0 (.000) **Games Played Streak:** 54 (11/18/08–03/20/09) **Most PIM in a Game:** 17 (12/31/05 vs. ANA) **Most Shots in a Game:** 5 (2 times, last – 3/15/09 vs. NYI)

WALKER vs. NHL

	GP	G	A	P	PIM
ANA	13	0	2	2	58
ATL	2	0	0	0	0
BOS	3	0	1	1	0
BUF	1	0	1	1	0
CGY	12	0	3	3	26
CAR	2	0	0	0	0
CHI	20	0	2	2	20
COL	11	0	0	0	9
CBJ	19	1	1	2	47
DAL	11	1	2	3	19
DET	22	0	0	0	40
EDM	17	0	2	2	25
FLA	3	0	1	1	0
LAK	12	0	1	1	30
MIN	11	0	0	0	6
MTL	2	0	0	0	2
NSH	22	0	0	0	17
NJD	2	0	1	1	0
NYI	5	0	0	0	6
NYR	2	0	0	0	0
OTT	2	0	0	0	2
PHI	2	0	0	0	0
PHX	10	0	2	2	25
PIT	2	0	0	0	9
SJS	11	0	1	1	2
STL	4	0	0	0	9
TBL	4	0	1	1	0
TOR	2	0	0	0	0
VAN	10	0	2	2	2
WSH	1	0	0	0	0

2008-09 Season

Recorded career highs with 13 assists and 14 points in 65 games after entering the season with 10 assist and 11 points in 175 career NHL games … Ranked 4th on the team with 79 PIM and finished with a +7 rating … Tallied 10 (1g-9a) of his 14 points on the road … Notched a career high 3 points with 3 assists 2/5 at CGY … Recorded 2 career-best 3-game point streaks (2/3-2/7 and 3/1-3/7) … Netted his only goal of the season 2/21 at DAL … Missed 5 games to due injury 3/22-3/31 … Recorded a season-high 8 PIM 1/6 at PHX … Logged a season best 22:26 in ice time 12/12 at COL.

Career

2007-08: Recorded 1 goal, 1 assist and 61 PIM in 43 games with St. Louis … Registered his 1st career NHL goal 2/17 … Collected both of his points in a five-game span from 1/23-2/17 … Was 3rd on STL in plus/minus among defensemen with 40 or more games played with a -3 rating … **2006-07:** Dished out a career-high 5 assists and posted 72 PIM in 48 games with STL … Tallied 1 assist in 2 games with Peoria (AHL) … **2005-06:** Skated in his 1st full NHL season, posting 2 assists and a career-best 79 PIM in 54 outings with the Blues … **2004-05:** Recorded 2 goals, 4 assists and 44 PIM in 20 games with Worcester (AHL) … **2003-04:** Collected 1 assist and 25 PIM in 14 games with STL … Held off the scoresheet in 4 games during his Stanley Cup Playoffs debut … Dished out 1 assist in 4 games with Worcester … **2002-03:** Made his NHL debut in 16 games with STL, recording an assist and 38 PIM … Posted 8 assists, 9 points and 58 PIM in 40 games with Worcester … **2001-02:** Notched professional career highs with 11 assists, 13 points and 164 PIM in 49 games with Worcester … Registered 8 PIM in 3 postseason games … **2000-01:** Netted a professional career best with 4 goals and recorded 12 points with 131 PIM in 61 games with Worcester … Racked up 6 PIM in 11 playoff tilts … Appeared in 8 ECHL games with Peoria, registering 1 goal and 70 PIM … **Junior Career:** In 1999-00, captured the WHL's President's Cup with the Kootenay Ice during his final junior season … Posted 4 goals and 23 points with 53 PIM in 31 regular season games before registering 5 goals and 18 points with 24 PIM in 21 playoff games … Started the season with the Portland Winter Hawks, recording 2 goals and 9 points with 97 PIM in 38 games … Skated in 194 WHL regular season games with Portland (1997-00) and Kootenay (1999-00), notching 9 goals and 58 points with 425 PIM.

Transactions

Signed as a free agent by Tampa Bay on July 1, 2009 … Signed as a free agent by Chicago on July 7, 2008 … Selected by St. Louis in the third round, 83rd overall, of the 1998 NHL Entry Draft.

CAREER STATISTICS

			Regular Season										Playoffs				
Season	**Team**	**League**	**GP**	**G**	**A**	**TP**	**+/-**	**PIM**	**PPG**	**SHG**	**GWG**	**S**	**GP**	**G**	**A**	**TP**	**PIM**
1996-97	Grand Prairie	AAHA	68	22	62	74	-	186	-	-	-	-	-	-	-	-	-
1997-98	Portland	WHL	64	2	13	15	-	124	-	-	-	-	18	0	0	0	21
1998-99	Portland	WHL	64	1	10	11	-	151	-	-	-	-	4	0	1	1	6
1999-00	Portland	WHL	38	2	7	9	-	97	-	-	-	-	-	-	-	-	-
	Kootenay	WHL	31	4	19	23	-	53	-	-	-	-	21	5	13	18	24
2000-01	Worcester	AHL	61	4	8	12	-	131	-	-	-	-	11	0	0	0	6
	Peoria	ECHL	8	1	0	1	-	70	-	-	-	-	-	-	-	-	-
2001-02	Worcester	AHL	49	2	11	13	-	164	-	-	-	-	3	0	0	0	8
2002-03	**St.Louis**	**NHL**	**16**	**0**	**1**	**1**	**0**	**38**	**0**	**0**	**0**	**13**	-	-	-	-	-
	Worcester	AHL	40	1	8	9	-	58	-	-	-	-	-	-	-	-	-
2003-04	**St.Louis**	**NHL**	**14**	**0**	**1**	**1**	**0**	**25**	**0**	**0**	**0**	**8**	**4**	**0**	**0**	**0**	**0**
	Worcester	AHL	4	0	1	1	-	7	-	-	-	-	-	-	-	-	-
2004-05	Worcester	AHL	20	2	4	6	-	44	-	-	-	-	-	-	-	-	-
2005-06	**St.Louis**	**NHL**	**54**	**0**	**2**	**2**	**-7**	**79**	**0**	**0**	**0**	**59**	-	-	-	-	-
2006-07	**St.Louis**	**NHL**	**48**	**0**	**5**	**5**	**7**	**72**	**0**	**0**	**0**	**34**	-	-	-	-	-
	Peoria	AHL	2	0	1	1	-	0	-	-	-	-	-	-	-	-	-
2007-08	**St.Louis**	**NHL**	**43**	**1**	**1**	**2**	**-3**	**61**	**0**	**0**	**0**	**47**	-	-	-	-	-
2008-09	**Chicago**	**NHL**	**65**	**1**	**13**	**14**	**7**	**79**	**0**	**0**	**0**	**83**	**17**	**0**	**2**	**2**	**14**
NHL Totals			**240**	**2**	**23**	**25**	**4**	**354**	**0**	**0**	**0**	**244**	**21**	**0**	**2**	**2**	**14**

BRANDON BOCHENSKI | RIGHT WING



HEIGHT 6' 1" **WEIGHT** 187 **SHOOTS** Right
BORN April 4, 1982 (Blaine, Minnesota)
ACQUIRED Signed as a free agent on July 8, 2008

Career

2008-09: Played in 7 games with the Lightning, recording an assist and 11 shots on goal … Recorded his 1st Tampa Bay point with an assist 4/7 vs. PIT … Made his Lightning debut 3/29 vs. OTT … Recalled to Tampa Bay on 3/29 … Played in 69 with Norfolk (AHL), recording 27 goals and 52 points … Led the Admirals in goals, PPG (11) and GWG (6) while finishing 3rd in points and tying for third in assists (26). **2007-08:** Made his Nashville debut 3/9 @ DET … Posted a 4-game point streak from 1/9-1/17 (2-2-4) … Acquired by Nashville from Boston on 1/2 … Played in his 100th career game 12/28 @ CAR … **2008 Playoffs:** Made his Stanley Cup Playoffs debut with Nashville and played in 3 games with 4 shots on goal … **2006-07:** Established career highs in games (41), goals (13), assists (11) and points (24) … Was 4th in the AHL scoring race when he was traded from Chicago to Boston on Feb. 3 … Finished the season with the Bruins, playing in 31 games and recording 11 goals and 22 points … Set a career high with 3 points 2/13 vs. EDM and 2/23 @ TBL … Had a 3-game point streak from 2/19-2/23 (2-3-5) and had a point in consecutive games on four other occasions … **2005-06:** Began the season in the Ottawa organization with 6 goals and 7 assists in 20 games … Had 3 multi-point games, including his 1st career hat trick … He played in his 1st NHL game 10/5 @ TOR and recorded his 1st NHL point with an assist 10/8 vs. BUF … Netted his 1st NHL goal 10/15 vs. BOS … **2004-05:** Played the entire season with Binghamton of the AHL … Named to the AHL All-Rookie Team as he finished as the league's leading scorer with 34 goals and 70 points in 75 games … **College Career:** Played 3 seasons of college hockey at the University of North Dakota, recording 79 goals and 154 points in 120 games played … Was named the WCHA Rookie of the Year and to the WCHA All-Rookie Team in 2001-02 … Led the team in scoring in each of his final 2 seasons in 2002-03 and 2003-04 … Finished 2nd in the nation in scoring in 2003-04 and was named a Top 10 finalist for the Hobey Baker Award as the nation's top college player … **International Career:** Played in 7 games for Team USA at the 2007 World Championships and recorded 2 goals with 5 points.

Transactions

Signed as a free agent by Tampa Bay on July 8, 2008 … Traded to Nashville by Anaheim for future considerations Feb. 26, 2008 … Traded to Anaheim by Boston for Shane Hnidy and Anaheim's sixth-round choice (Nicholas Tremblay) in 2008 NHL Entry Draft on Jan. 2, 2008 … Traded to Boston by Chicago for Kris Versteeg and future considerations Feb. 3, 2007 … Traded to Chicago by Ottawa with Ottawa's second-round choice (Simon Danis-Pepin) in 2006 NHL Entry Draft for Tyler Arnason on March 9, 2006.

CAREER STATISTICS:

			Regular Season										Playoffs				
Season	Team	League	GP	G	A	P	+/-	PIM	PPG	SHG	GWG	S	GP	G	A	P	PIM
1999-00	Blaine	USHS	28	32	30	62	-	-	-	-	-	-	-	-	-	-	-
2000-01	Lincoln	USHL	55	47	33	80	-	22	-	-	-	-	11	5	7	12	4
2001-02	U. of North Dakota	WCHA	36	17	15	32	-	36	-	-	-	-	-	-	-	-	-
2002-03	U. of North Dakota	WCHA	43	35	27	62	-	42	-	-	-	-	-	-	-	-	-
2003-04	U. of North Dakota	WCHA	41	27	33	60	-	40	-	-	-	-	-	-	-	-	-
2004-05	Binghamton	AHL	75	34	36	70	-	16	-	-	-	-	6	1	0	1	2
2005-06	Binghamton	AHL	33	22	24	46	-	36	-	-	-	-	-	-	-	-	-
	Ottawa	NHL	20	6	7	13	7	14	2	0	0	39	-	-	-	-	-
	Chicago	NHL	20	2	2	4	-9	8	0	0	0	23	-	-	-	-	-
	Norfolk	AHL	-	-	-	-	-	-	-	-	-	-	3	1	1	2	0
2006-07	Norfolk	AHL	35	33	33	66	-	31	-	-	-	-	-	-	-	-	-
	Chicago	NHL	10	2	0	2	-2	2	0	0	0	20	-	-	-	-	-
	Boston	NHL	31	11	11	22	3	14	3	0	2	72	-	-	-	-	-
	United States	WC	7	2	3	5	-	6	-	-	-	-	-	-	-	-	-
2007-08	Boston	NHL	20	0	6	6	2	6	0	0	0	30	-	-	-	-	-
	Providence	AHL	2	1	0	1	-	0	-	-	-	-	-	-	-	-	-
	Anaheim	NHL	12	2	2	4	2	6	1	0	0	17	-	-	-	-	-
	Nashville	NHL	8	1	2	3	2	0	0	0	0	9	3	0	0	0	0
2008-09	Norfolk	AHL	69	27	26	53	-	48	-	-	-	-	-	-	-	-	-
	TAMPA BAY	NHL	7	0	1	1	-3	2	0	0	0	11	-	-	-	-	-
	NHL TOTALS:		128	24	31	55	2	52	6	0	2	221	0	0	0	0	0

- AHL All-Rookie Team (2005)
- NCAA West First All-American Team (2004)
- WCHA First All-Star Team (2004)
- WCHA Second All-Star Team (2003)
- WCHA Rookie of the Year (2002)
- WCHA All-Rookie Team (2002)
- USHL Rookie of the Year (2001)

STEVE DOWNIE | RIGHT WING

HEIGHT 5' 11" **WEIGHT** 200 **SHOOTS** Right
BORN April 3, 1987 (New Market, Ontario)
ACQUIRED From Philadelphia with D Steve Eminger and a fourth-round pick in 2009 in exchange for Matt Carle and San Jose's third round pick in 2009 (previously required) on November 7, 2008

Career

2008-09: Played in 26 games with the Lightning and Flyers, recording three goals and six points (all with TBL) … Led the Admirals in points per game with 1.09 and shooting percentage with .157 … Returned from suspension 4/11 @ W-B/Scranton … Suspended 20 games by the AHL on 3/5 for an incident @ Hershey 2/28 … Recalled 1/26, playing in 11 games and scoring one goal with three points … Played in his 50th career NHL game and recorded a goal 1/21 vs. BUF … Recalled 1/14, playing in 4 games with a goal and an assist … Named to the Canadian All-Star Team (AHL) but did not play due to NHL recall … Recorded his 1st TBL point with a goal 12/2 @ PHI … Made his TBL debut 11/28 @ MIN … Acquired from PHI 11/7 … Before being acquired by TBL, played in 6 games with PHI and 4 games with Philadelphia of the AHL (1-7-8) ... **2007-08:** Recalled by PHI on 2/28 and stayed with the team the rest of the season … Returned to Phantoms on 2/26 … Recalled by PHI on 1/4 … Scored his 1st NHL goal in 3-2 win @ TOR on 1/5 … Was recalled by PHI 12/4 and made his NHL debut 12/5 @ MIN … Scored his 1st professional goal 11/21 at Norfolk (AHL) … Suspended 20 games by the NHL on 9/28 for hit on preseason game vs. OTT on 9/25 … **2006-07:** Made his professional debut 4/15 in Philadelphia's (AHL) final game of the season after ending his season with Kitchener of the OHL … Led the team in goals (35), assists (57) and points (92) in just 45 games played between Kitchener and Peterborough … Traded from Peterborough to Kitchener on 1/8 … Named to the OHL Western Conference All-Star Team … Won his second gold medal with Team Canada at the 2007 World Junior Championships … Named OHL Player of the Month for November after leading the league in scoring for the month with 14 goals and 31 points in 13 games … Served as Peterborough team captain … Played in 3 preseason games with PHI … **2005-06:** Helped Peterborough to the OHL championship with 6 goals and 21 points in 19 games … Played on the gold-medal-winning Canadian squad at the 2006 World Junior Championships … Traded from Windsor to Peterborough on 11/9 … **2004-05:** Recorded 21 goals and 73 points in 61 games with Windsor of the OHL … Led the Spitfires in assists and was 3rd in points

Transactions

Acquired by Tampa Bay with D Steve Eminger and a fourth-round pick in 2009 from Philadelphia in exchange for D Matt Carle and San Jose's third-round pick (previously acquired) in the 2009 NHL Entry Draft … Drafted by Philadelphia in the first round, 29th overall, of the 2005 NHL Entry Draft.

CAREER STATISTICS:

			Regular Season						Playoffs				
Season	Team	League	GP	G	A	TP	+/-	PIM	GP	G	A	Pts	PIM
2002-03	Aurora	OPJHL	34	12	13	25	-	55	-	-	-	-	-
2003-04	Windsor	OHL	49	7	9	16	-5	55	4	0	1	1	27
2004-05	Windsor	OHL	61	21	52	73	1	179	11	4	5	9	49
2005-06	Windsor	OHL	1	3	0	3	0	4	-	-	-	-	-
	Peterborough	OHL	34	16	34	50	4	109	19	6	15	21	38
2006-07	Peterborough	OHL	28	23	36	59	13	92	-	-	-	-	-
	Kitchener	OHL	17	12	21	33	10	32	9	8	14	22	15
	Philadelphia	AHL	1	0	0	0	-1	0	-	-	-	-	-
2007-08	Philadelphia	NHL	32	6	6	12	2	73	6	0	1	1	10
	Philadelphia	AHL	21	5	12	17	8	114	-	-	-	-	-
2008-09	Philadelphia	NHL	6	0	0	0	-4	11	-	-	-	-	-
	Philadelphia	AHL	4	1	7	8	-	23	-	-	-	-	-
	Norfolk	AHL	23	8	17	25	-	107	-	-	-	-	-
	TAMPA BAY	NHL	23	3	3	6	2	54	-	-	-	-	-
	NHL TOTALS:		61	9	9	18	0	138	6	0	1	1	10

MITCH FADDEN | CENTER

HEIGHT 6' 0" **WEIGHT** 174 **SHOOTS** Left
BORN April 3, 1988 (Salmon Arm, British Columbia)
ACQUIRED Selected in the fourth round, 107th overall, at the 2007 NHL Entry Draft

Career

2008-09: Signed his 1st professional contract on May 13, 2008 … **Junior Career:** Played in 341 career WHL games with Seattle, Lethbridge and Tri-City, amassing 136 goals and 318 points … Played in 47 playoff games, recording 12 goals and 45 points … Was named to the WHL East Second All-Star Team in 2008 … Posted three consecutive 30-goal seasons (2006-09) and had a plus-20 rating or better in each of the his final two WHL seasons … Led Tri-City in goals with 37 in 2008-09 and ranked tied for 9th in the league … In 2007-08 led Lethbridge in points (89), assists (55) and shorthanded goals (3), and was tied for the team lead in goals (34) and power play goals (12) … Ranked 6th in the WHL in points … In 2006-07, ranked second on Lethbridge in goals (36), assists (48), points (84) and power play goals (12); ranked 7th in the league in points.

CAREER STATISTICS:

			Regular Season						Playoffs				
Season	Team	League	GP	G	A	TP	+/-	PIM	GP	G	A	Pts	PIM
2003-04	Seattle	WHL	2	0	0	0	-	0	-	-	-	-	-
2004-05	Seattle	WHL	64	9	12	21	-	30	12	2	0	2	4
2005-06	Seattle	WHL	39	9	11	20	-	19	-	-	-	-	-
	Lethbridge	WHL	30	11	17	28	-	22	6	2	5	7	14
2006-07	Lethbridge	WHL	71	36	48	84	-	54	-	-	-	-	-
2007-08	Lethbridge	WHL	72	34	55	89	-	72	19	5	15	20	19
2008-09	Lethbridge	WHL	9	2	3	5	-	8	-	-	-	-	-
	Tri-City	WHL	54	35	36	71	-	41	10	3	13	16	8
	NHL TOTALS:		-	-	-	-	-	-	-	-	-	-	-

- **WHL East Second All-Star Team (2008)**

VICTOR HEDMAN | DEFENSEMAN

HEIGHT 6' 6" **WEIGHT** 220 **SHOOTS** Left
BORN December 18, 1990 (Ornskoldsvik, Sweden)
ACQUIRED Selected in the first round, second overall, of the 2009 NHL Entry Draft

Career

Signed his 1st NHL contract on 7/9/09 … Rated as the top European player and 1 of the top 3 players overall available in the 2009 NHL Entry Draft … **2008-09:** Played in 43 games with Modo of the Swedish Elite League, recording 7 goals and 21 points with 52 PIM … Named Rookie of the Year in the SEL at the age of 18 … Led the team in plus/minus with a +21 and ranked second among Modo defensemen in goals, assists and points … Also played in 2 games with Modo's U-20 team, recording two assists … Played in 5 playoff games with Modo Jr., recording 1 assist … **2007-08:** Played in 39 games with Modo, recording 2 goals and 4 points in his professional debut … Played in 5 playoff games, recording a goal … Played in 6 games with Modo U-20, recording 2 goals and 3 points, also played in 3 postseason games … **2006-07:** Played the majority of the season with Modo U-20, recording 13 goals and 25 points in 34 games … Also played in 8 games with Modo's U-18 team, recording 5 goals and 9 points … **2005-06:** Split the season between Modo's U-20 and U-18 teams … **International Career:** Represented Sweden at the 2009 World Juniors, recording 2 assists in 6 games … Helped his team to the Gold Medal Game, but fell to Team Canada … At the 2008 World Juniors he was named to the tournament All-Star Team after recording an assist and a +5 rating in six games as Sweden won the silver medal … Appeared in 4 games at the World Junior U-18 Championships, recording a goal and 4 points in 4 games … Participated in the 2007 World U-18 Championships, recording a goal and 3 points in 6 games.

CAREER STATISTICS:

			Regular Season						Playoffs				
Season	Team	League	GP	G	A	TP	+/-	PIM	GP	G	A	Pts	PIM
2005-06	Modo J-18	Sweden	8	3	3	6	-	14	2	0	0	0	0
	Modo J-20	Sweden	10	0	1	1	-	8	0	0	0	0	0
2006-07	Modo J-18	Sweden	8	5	4	9	-	29	-	-	-	-	-
	Modo J-20	Sweden	34	13	12	25	-	30	5	1	1	2	44
	Sweden	WJC U-18	6	1	2	3	-	10	-	-	-	-	-
2007-08	Modo J-20	Sweden	6	2	1	3	-	26	3	2	0	2	4
	Modo	Sweden	39	2	2	4	-	44	5	1	0	1	4
	Sweden	WJC-A	6	0	1	1	-	4	-	-	-	-	-
	Sweden	WJC U-18	4	1	3	4	-	10	-	-	-	-	-
2008-09	Modo J-20	Sweden	2	0	2	2	-	10	5	0	1	1	2
	Modo	Sweden	43	7	14	21	-	52	-	-	-	-	-
	Sweden	WJC-A	6	0	2	2	-	6	-	-	-	-	-
	NHL TOTALS:		-	-	-	-	-	- -	-	-	-	-	-

RIKU HELENIUS | GOALTENDER

HEIGHT 6' 3" **WEIGHT** 202 **CATCHES** Left
BORN March 1, 1988 (Palkane, Finland)
ACQUIRED Selected in the first round, 15th overall, at the 2006 NHL Entry Draft.

Career

2008-09: Played in 25 games with Norfolk, posting a 9-15-0 record with a 2.72 GAA … Recorded his 1st AHL point with an assist 2/27 vs. Providence … Posted a 41-save shutout in his 1st career AHL start 2/6 vs. Bridgeport … Made his NHL debut in relief, making 2 saves on 2 shots in 7 minutes … Recalled to Tampa Bay 1/30, his first NHL call-up … Made his AHL debut in relief 1/2 at Worcester, stopping 11 of 12 shots … Went on to play in 3 games with Mississippi (ECHL) after Augusta folded, posting a 1-1-1 record with a 2.28 GAA … Made his professional debut with Augusta of the ECHL, playing in 8 games with a 3-4-1 record and a 4.41 GAA … **2009 Playoffs:** Was loaned to Elmira (ECHL) an played in 2 games, posting an 0-1 record … **Junior Career:** In 2007-08 ,made his North American debut with Seattle of the WHL … Played in 41 games and posted a 22-12-6 record with a 2.42 goals-against average and 3 shutouts … Was tied for 7th in the WHL in save percentage with .915, was 9th in goals-against average, tied for 10th in shutouts and 15th in wins … He played in 9 playoff games and posted a 4-5 record with a 2.70 save percentage … Was selected by Seattle in the CHL Import Draft on 6/27/07 … **International Career:** Missed the 2006-07 season after suffering a shoulder injury … Was the top-rated Finnish goaltender in the 2006 NHL Entry Draft by NHL Central Scouting and ranked as the top European goaltender by the Hockey News … Played in 6 games at the 2006 World U-18 Championships and posted a 4-1-1 record with a 1.83 GAA, a .942 SV% and 1 shutout … Was awarded the Directorate Award at the tournament as the top goaltender and had a 34-save shutout against Team Canada … Made his debut in Finland's top professional league in 2005-06, appearing in 5 games for Ilves Tampere … Recorded a 2.68 goal-against average and a .919 save percentage in 26 games with Ilves Tampere Junior in 2005-06 … Began his career with Ilves Jr. in the 2002-03 season.

CAREER STATISTICS:

			Regular Season								Playoffs					
Season	Team	League	GP	W	L	OT	MIN	GA	SO	AVG	GP	W	L	MIN	SO	AVG
2002-03	Ilves Jr.	Finland Jr.	1	-	-	-	-	3	0	3.00	-	-	-	-	-	-
2003-04	Ilves Jr.	Finland Jr.	-	-	-	-	-	-	-	-	-	-	-	-	-	-
2004-05	Ilves Jr.	Finland Jr.	2	-	-	-	-	-	-	2.77	-	-	-	-	-	-
2005-06	Ilves	Finland	5	-	-	-	-	-	-	-	-	-	-	-	-	-
	Ilves Jr.	Finland Jr.	26	-	-	-	-	-	-	2.68	-	-	-	-	-	-
	Finland	WJC U-18	6	4	1	1	360	11	1	1.83	-	-	-	-	-	-
2006-07	Ilves	Finland	-	-	-	-	-	-	-	-	-	-	-	-	-	-
2007-08	Seattle	WHL	41	22	12	6	2358	95	3	2.42	9	4	5	534	0	2.70
2008-09	Augusta	ECHL	8	3	4	1	463	34	0	4.41	-	-	-	-	-	-
	Mississippi	ECHL	3	1	1	1	184	7	0	2.28	-	-	-	-	-	-
	Norfolk	AHL	25	9	15	0	1388	63	1	2.72	-	-	-	-	-	-
	TAMPA BAY	NHL	1	0	0	-	7	0	0	0.00	-	-	-	-	-	-
	Elmira	ECHL	-	-	-	-	-	-	-	-	2	0	1	87	0	6.91
	NHL TOTALS:		1	0	0	0	7	0	0	0.00	-	-	-	-	-	-

SCOTT JACKSON | DEFENSEMAN

HEIGHT 6' 4" **WEIGHT** 213 **SHOOTS** Left
BORN February 5, 1987 (Salmon Arm, British Columbia)
ACQUIRED Signed as a free agent on July 3, 2008

Career

2008-09: Made his professional debut with Norfolk (AHL) … Played in 34 games, recording 4 assists … Missed the final 23 games of the season due to injury … Notched his 1st professional multi-point game with 2 assists 1/3 at Portland … Recorded his 1st professional point with an assist 11/26 vs. Springfield … Made his professional debut 10/11 vs. Hershey … Played in 3 games with Mississippi (ECHL), scoring his first professional goal 12/29 at Gwinett … Signed as a free agent July 3, 2008 … **Junior Career:** Played 326 career games with the Seattle Thunderbirds of the WHL … Recorded 23 career goals, 119 points and 209 PIM … Skated in 42 career playoff games, recording 4 goals, 17 points and 33 PIM … In 2007-08 he ranked 2nd among Seattle defensemen in plus-minus with a plus-25 rating and was 3rd with 6 goals and 23 points … In 2006-07 he led all Seattle defensemen in plus-minus with a plus-21 and ranked 2nd with 35 points.

Transactions

Signed as a free agent by Tampa Bay on July 3, 2008.

CAREER STATISTICS:

			Regular Season						Playoffs				
Season	Team	League	GP	G	A	TP	+/-	PIM	GP	G	A	Pts	PIM
2002-03	Sicamous	KIJHL	45	2	20	22	-	20	-	-	-	-	-
	Seattle	WHL	2	0	0	0	-	2	-	-	-	-	-
2003-04	Seattle	WHL	66	4	9	13	-	17	-	-	-	-	-
2004-05	Seattle	WHL	72	6	16	22	-	46	12	1	2	3	4
2005-06	Seattle	WHL	57	3	23	26	-	48	7	1	4	5	12
2006-07	Seattle	WHL	71	4	31	35	-	52	11	0	5	5	9
2007-08	Seattle	WHL	58	6	17	23	-	44	12	2	2	4	8
2008-09	Norfolk	AHL	34	0	4	4	-	14	-	-	-	-	-
	Mississippi	ECHL	3	1	0	1	-	2	-	-	-	-	-
	NHL TOTALS:		-	-	-	-	-	- -	-	-	-	-	-

BLAIR JONES | CENTER

HEIGHT 6' 2" **WEIGHT** 193 **SHOOTS** Right
BORN September 27, 1986 (Central Butte, Saskatchewan)
ACQUIRED Selected in the fourth round, 102nd overall, at the 2005 NHL Entry Draft

Career

2008-09: Played in 80 games with Norfolk (AHL), registering career highs with 20 goals, 34 assists and 54 points … Established a Norfolk record for shots on goal in a season with 271, ranking 3rd in the AHL … Finished 2nd in scoring, fourth in goals and second in assists on Norfolk … Was the only Admiral player to play in all 80 games … Wore the "A" for 3 games 4/8-4/11 … Played in his 200th career AHL game and recorded his 20th goal of the season 4/11 at W/B-Scranton … **2007-08:** Tied for 2nd on Norfolk in assists with 28 and was 3rd in points with 42 and game-winning goals with 2 … Was recalled to Tampa Bay 12/14/07 and played in 4 games before being reassigned on 12/23/07 … **2006-07:** Made his professional and NHL debut in 2006-07 … He played in 20 games for the Lightning and scored a goal while recording 2 assists … Scored his first NHL goal 2/6 vs. LAK, recorded his 1st NHL point with an assist 11/22 at FLA and played in his 1st NHL game 11/20 at BUF … Played in 45 games with Springfield and scored 5 goals and 21 points … Ranked 6th on the team with 16 assists … Signed by the Lightning on 7/14/06. **Junior Career:** Was 3rd on Moose Jaw in points in 2005-06 with 85 and goals with 35 in 72 games … His 14 power-play goals led the team and he was 2nd in assists with 50 ... Ranked 6th in the WHL in points and tied for 5th in assists … Also appeared in 22 playoff games with Moose Jaw and led the team with 21 points … Ranked 2nd in the league in playoff scoring, 3rd in goals and 4th in assists … Played in 249 career games in the WHL with Moose Jaw and the Red Deer Rebels … He scored 61 goals and handed out 112 assists.

CAREER STATISTICS:

			Regular Season						Playoffs				
Season	Team	League	GP	G	A	TP	+/-	PIM	GP	G	A	Pts	PIM
2002-03	Red Deer	WHL	37	3	4	7	-	17	10	1	0	1	0
2003-04	Red Deer	WHL	72	9	22	31	-	55	19	1	5	6	24
2004-05	Moose Jaw	WHL	68	14	36	50	-	78	5	2	5	7	8
2005-06	Moose Jaw	WHL	72	35	50	85	-	85	22	9	12	21	45
2006-07	Springfield	AHL	45	5	16	21	-	36	-	-	-	-	-
	TAMPA BAY	NHL	20	1	2	3	0	2	-	-	-	-	-
2007-08	Norfolk	AHL	75	14	28	42	-	50	-	-	-	-	-
	TAMPA BAY	NHL	4	0	0	0	0	0	-	-	-	-	-
2008-09	Norfolk	AHL	80	20	34	54	-	61	-	-	-	-	-
	NHL TOTALS:		34	1	2	3	0	2	-	-	-	-	-

- WHL East Second All-Star Team (2006)

MARTINS KARSUMS | RIGHT WING

HEIGHT 5' 10" **WEIGHT** 192 **SHOOTS** Left
BORN February 26, 1986 (Riga, Latvia)
ACQUIRED From Boston with Matt Lashoff in exchange for RW Mark Recchi and a second-round pick in the 2010 NHL Entry Draft on March 4, 2009

Career

2008-09: Played in his first NHL season with TBL and BOS … Recorded a goal and 5 points in 18 games with the Lightning after being acquired … Finished with a goal and 3 points in the final 5 games … Scored his 1st NHL goal with TBL 4/3 at NJD … Acquired by TBL with Matt Lashoff from BOS in exchange for Mark Recchi and a 2nd rd pick in 2010 on 3/4 … Recorded his 1st NHL point with an assist while playing for BOS 1/10 vs. CAR … Made his NHL debut with BOS 12/13 vs. ATL … **2007-08:** Played the season in Providence (AHL) where he ranked 2nd in the AHL Bruins' scoring race with pro career-highs of 20 goals, 43 assists and 63 points with 57 PIM in 79 games ... Added 7 goals and 10 points in 10 Providence post-season games ... **2006-07:** Spent his 1st professional season with Boston's AHL affiliate in Providence ... Had 13-22=35 totals and 41 PIM in 54 games...**Junior Career:** Played 3 seasons of junior hockey in Moncton (QMJHL) with 78 goals and 144 points with 196 penalty minutes in 139 career junior games ... Was named to the QMJHL All-Rookie Team in 2003- 04 ... Had 2 30-goal junior seasons and finished 2nd on the team in goals in 2005-06 ... Was the first European to be named Most Valuable Player of the QMJHL playoffs when he earned the honors in 2005-06 with 8 post-season GWG as Moncton took the league title ... Had 15 goals and 26 points in the post-season that year as the Wildcats advanced to the Memorial Cup Finals.

Transactions

Acquired by Tampa Bay with Matt Lashoff from Boston in exchange for RW Mark Recchi and a second-round pick in the 2010 NHL Entry Draft on March 4, 2009 … Selected by Boston in the second round, 64th overall, of the 2004 NHL Entry Draft.

CAREER STATISTICS:

			Regular Season						Playoffs				
Season	Team	League	GP	G	A	TP	+/-	PIM	GP	G	A	Pts	PIM
2003-04	Moncton	QMJHL	60	30	23	53	-	76	20	8	9	17	14
2004-05	Moncton	QMJHL	30	14	12	26	-	31	2	0	0	0	0
2005-06	Moncton	QMJHL	49	34	31	65	-	89	21	15	11	26	22
2006-07	Providence	AHL	54	13	22	35	-	41	12	3	1	4	2
2007-08	Providence	AHL	79	20	43	63	-	57	10	7	3	10	6
2008-09	Providence	AHL	43	17	24	41	-	20	-	-	-	-	-
	Boston	NHL	6	0	1	1	-3	0	-	-	-	-	-
	TAMPA BAY	NHL	18	1	4	5	-5	6	-	-	-	-	-
	Latvia	WC-A	6	1	3	4	-	27	-	-	-	-	-
	NHL TOTALS		24	1	5	6	-8	6	0	0	0	0	0

- QMJHL All-Rookie Team (2004)

ZENON KONOPKA | CENTER

HEIGHT 6' 1" **WEIGHT** 213 **SHOOTS** Left
BORN January 2, 1981 (Niagara Falls, Ontario)
ACQUIRED Signed as a free agent on July 10, 2008

Career

2008-09: Played in 7 games with the Lightning, recording 1 assist and 29 PIM … Recorded his 1st TBL point with an assist and logged a season-high 12:54 in ice time 4/9 vs. WSH … Made his TBL debut 12/10 at BUF … Played in 70 games with Norfolk, recording 17 goals and 57 points with 186 PIM … Led the Admirals in points and assists while finishing 3rd for PIM … Was the only player in the AHL to be in the top 50 for both points (38th) and penalty minutes (17th) … Recalled to TBL 4/5 and finished the season there … Had a 9-game point streak 3/6-3/20 (4-8-12) … Named Norfolk Captain 10/9 … **2007-08:** Established AHL career highs in goals with 24, assists with 31 and points with 55 in 62 games with Syracuse … Ranked 2nd on the team in points and power-play goals (11), he also was 3rd in goals and tied for 3rd among forwards in plus/minus rating with plus-9 … Recalled to Columbus 4/1 and played in 3 games with 4 shots on goal before being reassigned 4/7 … Recorded a hat trick with Syracuse on 3/16, including his 200th career AHL point … Was announced as Syracuse's captain prior to the season … **2006-07:** Played in 6 NHL games with Columbus and recorded 2 shots on goal … Scored a hat trick 3/30 vs. Binghamton … Recalled by Columbus on 2/28 and was returned 3/8 … Played in his 200th career AHL game 2/17 vs. Rochester … Made his Crunch debut 2/9 and recorded an assist … Was recalled to Columbus 1/27 … Traded to Columbus by Anaheim 1/26 … Played in 42 games with Portland, recording 11 goals and 35 points with a plus-18 rating before being traded … **2005-06:** Played in 23 games with Anaheim, recording 4 goals and 7 points with 2 power-play goals, all career highs … Recorded his 1st NHL assist 12/16 vs. LAK … Netted his 1st NHL goal and point 11/6 vs. MIN … Made his NHL debut 10/30 vs. PHX … Also played in 34 games with Portland of the AHL, recording 18 goals and 44 points … Played in 19 playoff games and recorded 11 goals with 29 points … **2004-05:** Played in 75 games with Cincinnati of the AHL, recording 17 goals, 46 points and an AHL career high 212 PIM … Appeared in 12 postseason games with 3 goals and 6 points … **2003-04:** Spent the majority of the season with Utah of the AHL and played in 43 games, recording 7 goals, 11 points and 198 PIM … Skated in 23 games with Idaho of the ECHL, recording 6 goals and 28 points … Played in 17 playoff games, recording 9 goals and 17 points … **2002-03:** Made his professional debut with Wheeling of the ECHL, recording 22 goals, 70 points and 231 PIM in 68 games en route to being named to the ECHL All-Rookie team … Also played in 4 games with Wilkes-Barre Scranton of the AHL and recorded 1 assist … **Junior Career:** Played in 242 career OHL games with Ottawa from 1998-02, recording 53 goals, 185 points and 389 PIM … Helped the 67s to the Memorial Cup Tournament in 2001 by recording 7 goals and 20 points.

Transactions

Signed as a free agent by Tampa Bay on July 10, 2008 … Traded to Columbus by Anaheim with Curtis Glencross and Anaheim's seventh-round choice (Trent Vogelhuber) in 2007 NHL Entry Draft for Mark Hartigan, Joe Motzko and Columbus' fourth-round choice (Sebastian Stefaniszin) in 2007 NHL Entry Draft on Jan. 26, 2007 … Signed as a free agent by Togliatti (Russia) July 26, 2006 … Signed as a free agent by Anaheim on Sept. 1, 2004 … Signed as a free agent by Utah (AHL) Sept. 10, 2003.

CAREER STATISTICS:

			Regular Season										Playoffs				
Season	Team	League	GP	G	A	P	+/-	PIM	PPG	SHG	GWG	S	GP	G	A	P	PIM
11998-99	Ottawa	OHL	56	7	8	15	-	62	-	-	-	-	7	0	0	0	2
1999-00	Ottawa	OHL	59	8	11	19	-	107	-	-	-	-	11	1	2	3	8
2000-01	Ottawa	OHL	66	20	45	65	-	120	-	-	-	-	20	7	13	20	47
2001-02	Ottawa	OHL	61	18	68	86	-	100	-	-	-	-	13	8	6	14	49
2002-03	Wheeling	ECHL	68	22	48	70	-	231	-	-	-	-	-	-	-	-	-
	W-B/Scranton	AHL	4	0	1	1	-	9	-	-	-	-	-	-	-	-	-
2003-04	Utah	AHL	43	7	4	11	-	198	-	-	-	-	-	-	-	-	-
	Idaho	ECHL	23	6	22	28	-	82	-	-	-	-	17	9	8	17	30
2004-05	Cincinnati	AHL	75	17	29	46	-	212	-	-	-	-	12	3	3	6	26
2005-06	Portland	AHL	34	18	26	44	-	57	-	-	-	-	19	11	18	29	46
	Anaheim	NHL	23	4	3	7	-4	48	2	0	0	18	-	-	-	-	-
2006-07	Portland	AHL	42	11	24	35	-	97	-	-	-	-	-	-	-	-	-
	Syracuse	AHL	20	9	11	20	-	70	-	-	-	-	-	-	-	-	-
	Columbus	NHL	6	0	0	0	-2	20	0	0	0	2	-	-	-	-	-
	Lada Togliatti	Russia	4	0	0	0	-	8	-	-	-	-	-	-	-	-	-
2007-08	Syracuse	AHL	62	24	31	55	-	194	-	-	-	-	13	3	7	10	42
	Columbus	NHL	3	0	0	0	0	15	0	0	0	4	-	-	-	-	-
2008-09	Norfolk	AHL	70	17	40	57	-	186	-	-	-	-	-	-	-	-	-
	TAMPA BAY	NHL	7	0	1	1	-1	29	0	0	0	6	-	-	-	-	-
	NHL Totals		39	4	4	8	-7	112	2	0	0	30	-	-	-	-	-

- **ECHL All-Rookie Team (2003)**

MATT LASHOFF | DEFENSEMAN

HEIGHT 6' 2" **WEIGHT** 205 **SHOOTS** Left
BORN September 29, 1986 (East Greenbush, New York)
ACQUIRED From Boston with Martins Karsums in exchange for RW Mark Recchi and a second round pick in the 2010 NHL Entry Draft on March 4, 2009

Career

2008-09: Played in a career-high 28 games with TBL and BOS … Posted career bests in assists (8) and points (8) … Averaged a career-high 23:46 in ice time after joining the Lightning … Recorded a point, all assists, in each of his 1st 4 games with TBL … Recorded his 1st TBL point (0-2-2), his 1st multi-point game of the season, 3/19 vs. WSH … Made his TBL debut 3/17 vs. TOR … Acquired by TBL with Martins Karsums from BOS in exchange for Mark Recchi and a 2nd rd pick in 2010 on 3/4 … **2007-08:** Split the season between Boston and Providence (AHL) ... Had 9 goals and 36 points with 70 PIM in 60 AHL Bruins games and was a starter for the Planet/USA team at the AHL All-Star Game ... Added 4 assists in 9 AHL post-season games ... Recalled on 4 occasions to Boston, from 11/10-11/11 (1 scoreless game), 12/21-1/11 (1-1-2 totals in 8 games), 3/8-3/20 (0-1-1 totals in 5 games) and 3/24-4/1 (0-2-2 totals in 4 games) ... Had 1 multiple-point game, a 2-assist effort 3/25 at TOR ... Scored his 1st NHL goal 12/31 vs. ATL ... **2006-07:** Played most of his 1st full professional season in Providence (AHL) where he led team defensemen in scoring with 11 goals and 36 with 60 PIM in 64 games ... Was named to the AHL's All-Rookie Team ... Recalled 2 times to BOS, from 10/26-11/13 (0-1-1 totals in 7 games) and 1/6-1/16 (0-1-1 totals in 5 games) ... Played his 1st NHL game 10/26 vs. MTL ... Recorded his 1st NHL point with an assist 11/2 vs. BUF ... Played for the Planet/USA team at the 2007 AHL All-Star Game ... **2005-06:** Signed an AHL contract with Providence at the conclusion of his junior career ... Had a goal and 2 points with 6 PIM in 7 regular season games and went scoreless in 6 post-season AHL games ... **Junior Career:** Played 3 seasons of junior hockey with Kitchener of the OHL ... Had 16 goals and 93 points with 284 PIM in 162 career junior games ... His 40 assists in 2005-06 tied for 3rd on the team.

Transactions

Acquired by Tampa Bay with Martins Karsums from Boston in exchange for RW Mark Recchi and a second-round pick in 2010 on March 4, 2009 … Selected by Boston in the first round, 22nd overall, of the 2005 NHL Entry Draft.

CAREER STATISTICS:

			Regular Season						Playoffs				
Season	**Team**	**League**	**GP**	**G**	**A**	**TP**	**+/-**	**PIM**	**GP**	**G**	**A**	**Pts**	**PIM**
2002-03	U.S U-18	NAHL	46	2	5	7	-	53	-	-	-	-	-
2003-04	Kitchener	OHL	62	5	19	24	-	97	5	0	1	1	0
2004-05	Kitchener	OHL	44	4	18	22	-	44	13	0	3	3	18
2005-06	Kitchener	OHL	56	7	40	47	-	146	5	1	1	2	12
	Providence	AHL	7	1	1	2	-	6	6	0	0	0	6
2006-07	Providence	AHL	64	11	25	36	-	60	-	-	-	-	-
	Boston	NHL	12	0	2	2	-6	12	-	-	-	-	-
2007-08	Providence	AHL	60	9	27	36	-	79	9	0	4	4	6
	Boston	NHL	18	1	4	5	-2	0	-	-	-	-	-
2008-09	Providence	AHL	33	5	16	21	-	36	-	-	-	-	-
	Boston	NHL	16	0	1	1	1	10	-	-	-	-	-
	Norfolk	AHL	2	0	0	0	-	2	-	-	-	-	-
	TAMPA BAY	NHL	12	0	7	7	-7	10	-	-	-	-	-
	NHL TOTALS		58	1	14	15	-14	32	0	0	0	0	0

- **AHL All-Rookie Team (2007)**

CHRIS LAWRENCE | CENTER

HEIGHT 6' 4" **WEIGHT** 192 **SHOOTS** Left
BORN February 5, 1987 (Toronto, Ontario)
ACQUIRED Selected in the third round, 89th overall, at the 2005 NHL Entry Draft

Career

2008-09: Missed portions of the season due to injury … Played in 48 games with Norfolk (AHL), recording 5 goals and 8 points … Played in 10 ECHL games with Augusta and Mississippi, registering a goal and 4 points … Played in his 100th career AHL game 4/8 at W/B-Scranton … **2007-08:** Made his professional debut with Norfolk of the AHL … Appeared in 53 games, recording 5 goals, 1 shorthanded goal, 1 game-winning goal and 16 points … Scored his 1st pro goal, a shorthanded goal, in his 1st game 10/5 @ PHI … **Junior Career:** Was tied for 4th in the Ontario Hockey League in goals with 47 and was tied for 20th in the league in points with 88 while playing for the Mississauga IceDogs in 2006-07 … Was 1st on the team in goals and 2nd in points … Led the IceDogs in power-play goals with 15 and was 2nd with 6 GWG … Played in 5 postseason games and scored 3 goals while adding 1 assist … Played 261 OHL games and scored 88 goals with 205 points … Played in a total of 12 playoff games and scored 6 goals with 10 points … Lawrence skated for Team Canada at the 2005 World U-18 Championships and also was selected for the 2005 CHL Top Prospects Game.

CAREER STATISTICS:

			Regular Season						Playoffs				
Season	Team	League	GP	G	A	TP	+/-	PIM	GP	G	A	Pts	PIM
2003-04	S.S.Marie	OHL	62	7	6	13	-	34	-	-	-	-	-
2004-05	S.S.Marie	OHL	68	11	40	51	-	57	7	3	3	6	4
	Canada	U-18	6	1	0	1	-	4	-	-	-	-	-
2005-06	S.S Marie	OHL	29	3	14	17	-	31	-	-	-	-	-
	Mississauga	OHL	38	20	16	36	-	60	-	-	-	-	-
2006-07	Mississauga	OHL	64	47	41	88	-	113	5	3	1	4	14
2007-08	Norfolk	AHL	53	5	11	16	-	32	-	-	-	-	-
2008-09	Norfolk	AHL	48	5	3	8	-	37	-	-	-	-	-
	Augusta	ECHL	7	1	2	3	-	25	-	-	-	-	-
	Mississippi	ECHL	3	0	1	1	-	5	-	-	-	-	-
	NHL TOTALS:		-	-	-	-	-	-	-	-	-	-	-

MIKE LUNDIN | DEFENSEMAN

HEIGHT 6' 1" **WEIGHT** 195 **SHOOTS** Left
BORN September 24, 1984 (Burnsville, Minnesota)
ACQUIRED Selected in the fourth round, 102nd overall, in the 2004 NHL Entry Draft

Career

2008-09: Played in 25 games with TBL, recording 2 assists and registering a career high 16:38 in average ice time … Also played in 51 games with Norfolk (AHL) … Led all Norfolk defensemen in points (29) and assists (25) … Wore the "A" for the Admirals in 7 games … Reassigned to Norfolk (AHL) for the 1st time in his career 12/13 … Played in his 100th NHL game 11/23 vs. NJD … **2007-08:** Made the Lightning roster in his 1st professional training camp out of the University of Maine … Appeared in 81 games in his rookie season and recorded 6 assists … Represented the Eastern Conference at the 2008 YoungStars Game … Ranked 2nd on the Lightning, 1st among defensemen, with a plus-3 rating … Recorded his 6th assist of the season and was a plus-1 3/13 at BOS ... Was a season-high plus-3 12/13 vs. CGY ... Played a career-high 21:36 and had 2 shots with 2 hits 11/21 vs. NYR ... Recorded his 1st career multi-point game with 2 assists 11/14 vs. CAR ... Recorded a career-high 3 shots on goal 11/10 at WSH ... Recorded his 1st NHL point with an assist 10/18 at BOS ... Made his NHL and Lightning debut, playing 12:39 with a plus-1 rating, in the season opener 10/4 vs. NJD … **College Career:** In 2006-07, was tied for team lead in goals by a defenseman (6) and ranked 2nd on the team in points by a defenseman (20) … Played in all 40 games … Set career highs in goals, points and PPG (5) … Tied for the team lead in goals by a defenseman and ranked 2nd in points by defensemen … Scored 5 PPG and was tied for the team lead among defensemen … In 2005-06, played in 36 games with 3 goals and 13 assists ... Missed 2 games in October due to injury, ending his consecutive games played streak at 90 ... Only called for 2 penalties all season ... In 2004-05, was one of 3 players to play in all 40 games ... Only player to play in every game in the past 2 seasons - 84 consecutive games ... Scored lone goal of the season against Northeastern (1/28), which was the game-winner ... In 2003-04, was the only freshman to start all 44 games for the Black Bears ... Finished the season with three goals and 16 assists for 19 points ... Scored first collegiate goal against Boston University (11/1).

CAREER STATISTICS:

			Regular Season						Playoffs				
Season	Team	League	GP	G	A	TP	+/-	PIM	GP	G	A	Pts	PIM
2003-04	U. of Maine	NCAA	44	3	16	19	-	34	-	-	-	-	-
2004-05	U. of Maine	NCAA	40	1	13	14	-	2	-	-	-	-	-
2005-06	U. of Maine	NCAA	36	3	13	16	-	4	-	-	-	-	-
2006-07	U. of Maine	NCAA	40	6	14	20	-	2	-	-	-	-	-
2007-08	TAMPA BAY	NHL	81	0	6	6	-	16	-	-	-	-	-
2008-09	TAMPA BAY	NHL	25	0	2	2	-	4	-	-	-	-	-
	Norfolk	AHL	51	4	25	29	-	18	-	-	-	-	-
	NHL TOTALS		106	0	8	8	-1	20	0	0	0	0	0

- Hockey East Second All-Star Team (2007)

VLADIMIR MIHALIK | DEFENSE

HEIGHT 6' 7" **WEIGHT** 222 **SHOOTS** Left
BORN January 29, 1987 (Presov, Czechoslovakia)
ACQUIRED Selected in the first round, 30th overall, at the 2005 NHL Entry Draft

Career

2008-09: Played in 11 games with the Lightning, recording 3 assists … Appeared in 61 games with Norfolk (AHL), recording 2 goals and 15 points … Notched his 1st career NHL point with an assist 1/4 at ATL … Played in his 1st NHL game 10/4 vs. NYR in Prague, Czech Republic … **2007-08:** Made his professional debut with Norfolk of the AHL … Played in 68 games, recording 1 goal and 16 points … Led the team in plus/minus with a plus-9 rating … Recorded his 1st professional multi-point game with 2 assists 11/23 vs. Springfield … Scored his 1st pro goal and point 10/19 vs. Binghamton (Elliott) … Made his pro debut 10/5 at PHI … **Junior Career:** Scored a career-high 7 goals and recorded a career-high 26 points in 53 games played in 2006-07 … Made his WHL Playoffs debut and played in 15 games and scored 1 goal with 3 points … Played in 115 career games with Prince George and Red Deer … Scored 10 goals and recorded 38 points … **International Career:** Represented Slovakia at the 2007 World Junior Championships and scored 1 goal in 6 games … Registered 3 assists in 6 games at the 2006 WJC … Skated in 6 games at the 2005 WJC … Played 23 games for Presov of the Slovak Junior league in 2004-05 and scored 6 goals with 16 points … Also played 32 games with Presov, scoring 3 goals and adding 1 assist.

CAREER STATISTICS:

			Regular Season						Playoffs				
Season	Team	League	GP	G	A	TP	+/-	PIM	GP	G	A	Pts	PIM
2004-05	Presov	Slovak Jr.	23	6	10	16	-	44	-	-	-	-	-
	Presov	Slovak-2	32	3	1	4	-	24	-	-	-	-	-
	Slovakia	WJC	6	0	0	0	-	10	-	-	-	-	-
2005-06	Red Deer	WHL	62	3	9	12	-	86	-	-	-	-	-
	Slovakia	WJC	6	0	3	3	-	8	-	-	-	-	-
2006-07	Prince George	WHL	53	7	19	26	-	91	15	1	2	3	17
	Slovakia	WJC	6	1	0	1	-	4	-	-	-	-	-
2007-08	Norfolk	AHL	68	1	15	16	-	68	-	-	-	-	-
2008-09	Norfolk	AHL	61	2	13	15	-	58	-	-	-	-	-
	TAMPA BAY	NHL	11	0	3	3	-3	6	-	-	-	-	-
	NHL TOTALS		11	0	3	3	-3	6	0	0	0	0	0

KEVIN QUICK | DEFENSEMAN

HEIGHT 6' 0" **WEIGHT** 175 **SHOOTS** Left
BORN March 29, 1988 (Buffalo, New York)
ACQUIRED Selected in the third round, 78th overall, at the 2006 NHL Entry Draft

Career

2008-09: Skated in 6 games with the Lightning, with 1 assist … Also played in 49 games with Norfolk (AHL), recording 1 goal and 9 assists and in 18 games with Augusta (ECHL), registering 4 assists … Was loaned to Elmira (ECHL) for the 2009 Playoffs, recording 1 assist in 9 games … Notched his 1st NHL point with an assist 4/11 at ATL … Recalled from Norfolk 4/9 … Scored his 1st career AHL goal 4/3 vs. Philadelphia … Made his NHL debut 1/13 at SJS … Reassigned to Norfolk from Augusta 12/4 … **2007-08:** Signed by Tampa Bay on 6/2/08 ... Skated in 18 games with Norfolk of the AHL, recording 4 assists and 6 PIM ... Recorded his 1st professional points with 2 assists 3/5 at Worcester ... Made his professional debut 2/24 at Portland ... Played in 21 games with the University of Michigan before joining the pro ranks, recording 2 goals and 4 points ... **Junior Career:** Played at Salisbury Prep School in Connecticut, recording 7 goals and 46 points ... Finished with a plus-45 rating in 2005-06 ... Won the New England Prep Hockey Championship with Salisbury in 2005-06 ... **International Career:** Represented the United States at the 2006 World Junior U-17 Champions in Slovakia and won the gold medal.

CAREER STATISTICS:

			Regular Season						Playoffs				
Season	Team	League	GP	G	A	TP	+/-	PIM	GP	G	A	Pts	PIM
2004-05	Salisbury	USHS	27	3	9	12	-	3	-	-	-	-	-
2005-06	Salisbury	USHS	28	3	20	23	-	6	-	-	-	-	-
2006-07	Salisbury	USHS	-	1	10	11	-	5	-	-	-	-	-
2007-08	U. of Michigan	CCHA	21	2	2	4	-	12	-	-	-	-	-
	Norfolk	AHL	18	0	4	4	-	6	-	-	-	-	-
2008-09	Augusta	ECHL	18	0	4	4	-	6	-	-	-	-	-
	Norfolk	AHL	49	1	8	9	-	8	-	-	-	-	-
	TAMPA BAY	NHL	6	0	1	1	0	0	-	-	-	-	-
	Elmira	ECHL	-	-	-	-	-	-	9	0	1	1	0
	NHL TOTALS		6	0	1	1	0	0	0	0	0	0	0

JURAJ SIMEK | LEFT WING

HEIGHT 6' 1" **WEIGHT** 189 **SHOOTS** Left
BORN September 29, 1987 (Presov, Slovakia)
ACQUIRED October 6, 2008 from Vancouver in exchange for Shane O'Brien and Michel Ouellet

Career

2008-09: Played in 63 games with Norfolk (AHL), recording 9 goals and 22 points … Registered AHL career highs in goals, assists (13) and points … Missed 10 games with a lower body injury 12/17-1/10 … Netted his 1st goal with the Admirals 10/26 at Grand Rapids … Recorded his 1st Norfolk point with an assist 10/24 … Made his Admirals debut 10/17 at Lake Erie … Acquired by Tampa Bay with Lukas Krajicek from Vancouver in exchange for Shane O'Brien and Michel Ouellet on 10/6 … **2007-08:** Played in 66 games with Manitoba (AHL), recording 7 goals and 17 points … Scored his 1st professional playoff goal in his professional debut 4/18 at Syracuse … Recorded his 1st professional goal and point 10/17 vs. Rochester … Played in his 1st professional game 10/16 vs. Rochester … **Junior Career:** In 2006-07, played his 1st season in North America with Brandon of the WHL, recording 28 goals and 57 points .. Ranked 4th in points and tied for 3rd in goals on the Wheat Kings … Played in 9 playoff games, recording a goal and 6 points … **International Career:** Played in 26 games with Kloten of the Swiss A-League in 2005-06 and 2004-05, recording 1 assist … Also played in 3 games with Biel of the Swiss B-League in 2005-06.

Transactions

Acquired by Tampa Bay with Lukas Krajicek from Vancouver in exchange for Shane O'Brien and Michel Ouellet on October 6, 2008 … Selected by Vancouver in the sixth round, 167th overall, of the 2006 NHL Entry Draft.

CAREER STATISTICS:

			Regular Season						Playoffs				
Season	Team	League	GP	G	A	TP	+/-	PIM	GP	G	A	Pts	PIM
2004-05	Kloten	Swiss-A	18	0	0	0	-	0	-	-	-	-	-
2005-06	Biel	Swiss-B	3	0	0	0	-	2	-	-	-	-	-
	Kloten	Swiss-A	8	0	1	1	-	4	-	-	-	-	-
2006-07	Brandon	WHL	58	28	29	57	-	41	9	1	5	6	6
2007-08	Manitoba	AHL	66	7	10	17	-	30	1	1	0	1	0
2008-09	Norfolk	AHL	63	9	13	22	-	49	-	-	-	-	-
	NHL TOTALS:		-	-	-	-	-	-	-	-	-	-	-

PAUL SZCZECHURA | CENTER

HEIGHT 5' 11" **WEIGHT** 190 **SHOOTS** Right
BORN November 30, 1985 (Brantford, Ontario)
ACQUIRED Signed as a free agent on April 24, 2008

Career

2008-09: Played in 31 games with TBL during his 1st NHL season, recording 4 goals and 9 points … Was 2nd among TBL rookies in goals, assists and points … Recorded his 1st NHL point and goal 12/8 at BOS (Thomas) … Registered his 1st multi-point game with a goal and an assist 12/23 at PIT … Made his NHL debut 12/2 at PHI … Recalled from Norfolk (AHL) 12/1 … Played in 33 games with the Admirals, recording 13 goals and 29 points … **2007-08:** Split the season between Iowa (AHL) and Norfolk (AHL) … Skated in 24 games with Norfolk, notching 14 goals and 26 points … Led Norfolk rookies in scoring and tied for the overall team lead with 3 game-winning goals … Recorded a 5-game goal streak 1/23-2/2 (5 goals) … Registered a point in each of this 1st 10 games with Norfolk with 7 goals and 7 assists … Played in his 1st game with Norfolk and scored his 1st goal with the team 1/16 vs. Bridgeport … Traded from Iowa to Norfolk 1/15 … Recorded 2 goals and 5 points with Iowa before the trade … **2006-07:** Made his professional debut with Iowa (AHL), recording 3 goals and 7 points in 14 games after joining the Stars after the collegiate season … Played in 10 playoff games, recording 3 goals and 4 points … Made his professional debut with Iowa on 3/9 at Manitoba and scored his 1st pro goal 3/18 at San Antonio … **Collegiate Career:** Played in 153 games with Western Michigan University, recording 44 goals and 86 assists with 107 PIM … Finished 7th in the CCHA in points with 45 in 2006-07 and led the Western Michigan Broncos in assists with 26, tied for 2nd in goals with 19 and was 2nd in points with 45 … Was awarded the 2005-06 CCHA Scholar Athlete Award and was voted one of the CCHA's smartest players in the annual captains' poll … Finished 15th in the CCHA in overall scoring with 36 points and tied for 8th in assists with 26 in 2005-06 … Led the team in assists with 26 and was 2nd in goals with 10 … Was named the Bronco Player of the Week on 3 occasions … Recipient of the WMU Catherine Lawson Sportsmanship Award in 2004-05 … Graduated with a bachelor of business administration degree from WMU.

CAREER STATISTICS:

			Regular Season						Playoffs				
Season	Team	League	GP	G	A	TP	+/-	PIM	GP	G	A	Pts	PIM
2003-04	W. Michigan	NCAA	39	9	11	20	-	12	-	-	-	-	-
2004-05	W. Michigan	NCAA	37	6	23	29	-	22	-	-	-	-	-
2005-06	W. Michigan	NCAA	40	10	26	36	-	47	-	-	-	-	-
2006-07	W. Michigan	NCAA	37	19	26	45	-	26	-	-	-	-	-
	Iowa	AHL	14	3	4	7	-	19	10	3	1	4	8
2007-08	Iowa	AHL	29	2	3	5	-	15	-	-	-	-	-
	Norfolk	AHL	24	14	12	26	-	16	-	-	-	-	-
2008-09	Norfolk	AHL	33	13	16	29	-	26	-	-	-	-	-
	TAMPA BAY	NHL	31	4	5	9	-1	12	-	-	-	-	-
	NHL TOTALS		31	4	5	9	-1	12	-	-	-	-	-

- **Voted the CCHA's Smartest Player in the annual captain's poll (2005-06)**
- **Recipient of the WMU Catherine Lawson Sportsmanship Award (2004-05)**

DUSTIN TOKARSKI | GOALTENDER

HEIGHT 5' 11" **WEIGHT** 185 **CATCHES** Left
BORN September 29, 1987 (Presov, Slovakia)
ACQUIRED October 6, 2008 from Vancouver in exchange for Shane O'Brien and Michel Ouellet

Career

Signed by TBL on 12/30/08 … **Junior Career:** Played 3 seasons with Spokane of the WHL, posting a 77-39-7 record in 124 games with a 2.18 GAA … In 2008-09, posted a 34-18-2 record in 54 games with a 1.97 GAA and a .937 SV% … He led the WHL in GAA, SV% and shutouts (7) while ranking fifth in wins … He played in 12 playoff games, leading the league in GAA with 1.70, SV% with .947 and was tied for 4th in wins with 7 … In 2007-08, posted a 30-10-3 record in 40 games with a 2.05 GAA and a .922 SV% … Led the WHL in SV%, was 2nd in shutouts with 6 and was 3rd in GAA … During the 2008 playoffs, led Spokane to the Memorial Cup, being named to the Memorial Cup All-Star Team, winning the Hap Emms Memorial Trophy (top goaltender in Memorial Cup Tournament) and winning the Stafford Smythe Memorial Trophy (Memorial Cup MVP) … Posted a 16-5-3 record with a 1.38 GAA and a .944 SV% … Led all goaltenders in the tournament in GAA, SV% and wins … In 2006-07, made his WHL debut, playing in 30 games with Spokane … Posted a 13-11-2 record with a 2.80 GAA … **International Career:** Led Canada to the Gold Medal at the 2009 World Junior Championships … Posted a 4-0 record with a 2.65 GAA and a .906 SV% … Stopped 39 of 40 shots faced in the Gold Medal Game vs. Sweden (Canada 5, Sweden 1).

CAREER STATISTICS:

			Regular Season									Playoffs					
Season	Team	League	GP	W	L	T	Min	GA	SO	GAA	Pct	GP	W	L	MIN	SO	AVG
2006-07	Spokane	WHL	30	13	11	2	1674	78	2	2.80	0.903	6	2	4	364	0	2.80
2007-08	Spokane	WHL	40	30	10	3	2543	87	6	2.05	0.922	21	16	5	1352	3	1.38
2008-09	Spokane	WHL	54	34	18	2	3264	107	7	1.97	0.937	12	7	3	812	1	1.70
	Canada	WJC-A	4	4	0	0	249	11	0	2.65	0.906	-	-	-	-	-	-
	NHL TOTALS:		-	-	-	-	-	-	-	-	-	-	-	-	-	-	-

- **Memorial Cup All-Star Team (2008)**
- **Winner of Hap Emms Memorial Trophy (as top goaltender of the Memorial Cup Tournament, 2008)**
- **Winner of Stafford Smythe Memorial Trophy (Memorial Cup Tournament MVP, 2008)**

LAURI TUKONEN | RIGHT WING

HEIGHT 6' 2" **WEIGHT** 198 **SHOOTS** Right
BORN September 1, 1986 (Hyvinkaa, Finland)
ACQUIRED November 30, 2008 from Dallas in exchange for Andrew Hutchinson

Career

2008-09: Split the season between Ives Tampere and Lukko Rauma despite having his season shortened by injury … Played in 21 games with Tampere, recording 5 goals and 13 points in 21 games played … Skated in 14 games with Rauma, registering 3 goals and 8 points … **2007-08:** Spent the season with Manchester (AHL), recording 9 goals and 35 points with 24 penalty minutes in 62 games ... Skated in 1 NHL game with LAK … **2006-07:** Played the majority of the season with Manchester, recording 13 goals and 32 points … Appeared in 4 games with LAK without recording a point ...Made his NHL debut on 2/22 vs. VAN ... **International Career:** Registered 3 goals and 10 points in 7 games with Team Finland at the 2006 World Junior Championships ... Also skated for Finland at the 2004 and 2005 World Juniors, earning a bronze medal in 2004, and tied for the tournament lead in points (11) at the 2003 World Under-18s.

Transactions

Acquired by Tampa Bay from Dallas in exchange for D Andrew Hutchinson on November 30, 2008 … Acquired by Dallas from Los Angeles in exchange for Richard Clune on July 21, 2008 … Drafted by Los Angeles in the first round, 11th overall, of the 2004 NHL Entry Draft

CAREER STATISTICS:

			Regular Season						Playoffs				
Season	Team	League	GP	G	A	TP	+/-	PIM	GP	G	A	Pts	PIM
2003-04	Blues	FNL	35	3	3	6	-	16	6	0	0	0	0
2004-05	Blues	FNL	43	5	5	10	-	10	-	-	-	-	-
2005-06	Manchester	AHL	62	14	22	36	-	20	-	-	-	-	-
2006-07	Manchester	AHL	61	13	19	32	-	30	6	0	3	3	0
	Los Angeles	NHL	4	0	0	0	-2	0	-	-	-	-	-
2007-08	Manchester	AHL	62	9	26	35	-	24	2	0	0	0	0
	Los Angeles	NHL	1	0	0	0	0	0	-	-	-	-	-
2008-09	Ives Tampere	FNL	21	5	8	13	-	22	-	-	-	-	-
	Lukko Rauma	FNL	14	3	5	8	-	2	-	-	-	-	-
	NHL TOTALS		5	0	0	0	-2	0	-	-	-	-	-

DANA TYRELL | CENTER/RIGHT WING

HEIGHT 6' 1" **WEIGHT** 175 **SHOOTS** Left
BORN April 23, 1989 (Airdrie, Alberta)
ACQUIRED Selected in the second round, 47th overall, in the 2007 NHL Entry Draft

Career

Signed by Tampa Bay on 12/11/08 … **Junior Career:** Played in 240 career WHL games, all with Prince George … Amassed 81 goals and 179 points during his WHL career … Had his 2008-09 season cut short to due an injury suffered during an exhibition game in preparation for the 2009 World Junior Championships … Played in 30 games, recording 19 goals and 40 points … Was still 2nd in goals and tied for 3rd in points on the team … In 2007-08, played in 68 games, recording 25 goals and 65 points … Led the Cougars in goals, assists, points and power play goals (13) … Made his professional debut following the WHL season, playing in 11 games with Norfolk (AHL) … Amassed a goal and 6 points with the Admirals to finish the season … In 2006-07, played in 72 games with Prince George, recording 30 goals and 56 points … Was second on the Cougars in goals and points, ranking 2nd in PPG with 16 … During the 2005-06 season, played in 69 games, recording 7 goals and 18 points … **International Career:** Earned a roster spot on Team Canada for the 2009 World Junior Championships but was injured during an exhibition game versus Sweden.

CAREER STATISTICS:

			Regular Season						Playoffs				
Season	Team	League	GP	G	A	TP	+/-	PIM	GP	G	A	Pts	PIM
2004-05	Prince George	WHL	1	0	0	0	-	2	-	-	-	-	-
2005-06	Prince George	WHL	69	7	11	18	-	44	5	0	0	0	2
2006-07	Prince George	WHL	72	30	26	56	-	51	15	1	6	7	4
2007-08	Prince George	WHL	68	25	40	65	-	47	-	-	-	-	-
	Norfolk	AHL	11	1	5	6	-	6	-	-	-	-	-
2008-09	Prince George	WHL	30	19	21	40	-	27	-	-	-	-	-
	NHL TOTALS:		-	-	-	-	-	-	-	-	-	-	-

TY WISHART | DEFENSEMAN

HEIGHT 6' 4" **WEIGHT** 205 **SHOOTS** Left
BORN May 19, 1988 (Belleville, Ontario)
ACQUIRED Acquired from San Jose with Matt Carle, a 1st-round draft pick in 2009 and a 4th-round pick in 2010 in exchange for Dan Boyle and Brad Lukowich on July 4, 2008

Career

2008-09: Played in 5 games with TBL, recording an assist in his 1st full professional season … Spent the majority of the season with Norfolk, recording a goal and 7 points in 61 games … Notched his 1st NHL point with an assist 1/21 vs. BUF … Recalled from Norfolk 1/20 … Made his NHL debut 1/3 vs. CAR … Recalled from Norfolk 1/3 … Registered his 1st professional point with an assist 10/24 at Rockford … **2007-08:** Played in 5 games with the Worcester Sharks (AHL) and had a plus-1 rating … Made his professional debut 4/4 vs. Portland … Was reassigned by San Jose to Worcester 4/2 … Was selected in the 1st round, 16th overall, in the 2006 NHL Entry Draft … **Junior Career:** Played in 262 career WHL games with Prince George and Moose Jaw of the WHL, recording 33 goals and 161 points … Played in 26 career playoff games and netted 4 goals with 15 points … Appeared in 72 WHL games with Prince George and Moose Jaw in 2007-08, registering 16 goals and 67 points … Led all WHL defensemen and was 3rd on his team in points while ranking 2nd in assists … Was traded from Prince George to Moose Jaw 1/7/08 … In 2006-07 he served as assistant captain for Prince George and was 6th on the team (tied for 10th among league defensemen) in points with 49 … Led the team in plus/minus rating with plus-15 and was 4th on the team in power-play goals with 8 .. Was named to the 2006-07 WHL Western Conference Second All-Star Team … Played in the 2005-06 CHL Top Prospects Game, where he was named his team's most valuable player … **International Career:** Represented Canada at the Canada/Russia Super Series and played in 6 games … Skated in 7 games with Canada at the World U-18 Championships and served as team captain … Won a gold medal with Canada's National Under-18 Team at the Junior World Cup in August 2005.

Transactions

Traded to Tampa Bay by San Jose with Matt Carle, a first-round choice in the 2009 NHL Entry Draft and a fourth-round choice in the 2010 NHL Entry Draft for Dan Boyle and Brad Lukowich on July 4, 2008 … Drafted by San Jose in the first round, 16th overall, of the 2006 NHL Entry Draft.

CAREER STATISTICS:

			Regular Season						Playoffs				
Season	Team	League	GP	G	A	TP	+/-	PIM	GP	G	A	Pts	PIM
2004-05	Prince George	WHL	58	1	7	8	-	41	-	-	-	-	-
2005-06	Prince George	WHL	70	5	32	37	-	68	5	0	0	0	4
2006-07	Prince George	WHL	62	11	38	49	-	59	15	3	8	11	6
2007-08	Prince George	WHL	40	12	28	40	-	34	-	-	-	-	-
	Moose Jaw	WHL	32	4	23	27	-	18	6	1	3	4	2
	Worcester	AHL	5	0	0	0	-	0	-	-	-	-	-
2008-09	Norfolk	AHL	61	1	6	7	-	25	-	-	-	-	-
	TAMPA BAY	NHL	5	0	1	1	0	0	-	-	-	-	-
	NHL TOTALS		5	0	1	1	0	0	-	-	-	-	-

- **WHL East Second All-Star Team (2008)**
- **WHL West Second All-Star Team (2007)**

CARTER ASHTON | RIGHT WING

HEIGHT 6' 3" **WEIGHT** 205 **SHOOTS** Left
BORN April 1, 1991 (Saskatoon, Saskatchewan)
ACQUIRED Selected in the first round, 29th overall, at the 2009 NHL Entry Draft

CAREER STATISTICS:

			Regular Season						Playoffs				
Season	Team	League	GP	G	A	TP	+/-	PIM	GP	G	A	TP	PIM
2006-07	Lethbridge	WHL	2	0	0	0	-	0	-	-	-	-	-
2007-08	Lethbridge	WHL	40	5	4	9	-	21	19	0	1	1	12
2008-09	Lethbridge	WHL	70	30	20	50	-	93	11	1	2	3	15
	NHL TOTALS:		-	-	-	-	-	-	-	-	-	-	-

MARK BARBERIO | DEFENSE

HEIGHT 6' 0" **WEIGHT** 201 **SHOOTS** Left
BORN March 23, 1990 (Montreal, Quebec)
ACQUIRED Selected in the sixth round, 152nd overall, in the 2008 NHL Entry Draft

CAREER STATISTICS:

			Regular Season						Playoffs				
Season	Team	League	GP	G	A	TP	+/-	PIM	GP	G	A	TP	PIM
2006-07	Cape Breton	QMJHL	41	2	8	10	-	42	-	-	-	-	-
	Moncton	QMJHL	19	1	6	7	-	21	7	0	2	2	8
2007-08	Moncton	QMJHL	70	11	35	46	-	75	-	-	-	-	-
2008-09	Moncton	QMJHL	66	15	30	45	-	42	-	-	-	-	-
	NHL TOTALS:		-	-	-	-	-	-	-	-	-	-	-

DIMITRI BEZRUKOV | FORWARD

HEIGHT 6' 3" **WEIGHT** 187 **SHOOTS** Left
BORN May 5, 1977 (Kazan, USSR)
ACQUIRED Selected in the eighth round, 258th overall, at the 2001 NHL Entry Draft

CAREER STATISTICS:

			Regular Season						Playoffs				
Season	Team	League	GP	G	A	TP	+/-	PIM	GP	G	A	TP	PIM
1997-98	Nizhnekamsk-2	Russia-3	8	0	1	1	-	6	-	-	-	-	-
	Nizhnekamsk	Russia	14	5	3	8	-	4	-	-	-	-	-
1998-99	Nizhnekamsk-2	Russia-4	1	3	0	3	-	0	-	-	-	-	-
	Nizhnekamsk	Russia	39	4	6	10	-	18	3	1	0	1	2
1999-00	Nizhnekamsk-2	Russia-3	4	0	0	0	-	6	-	-	-	-	-
	Leninogorsk	Russia-2	8	2	1	3	-	8	-	-	-	-	-
	Nizhnekamsk	Russia	28	5	6	11	-	45	3	0	1	1	2
2000-01	Nizhnekamsk	Russia	35	7	10	17	-	54	4	0	2	2	2
2001-02	Nizhnekamsk	Russia	38	5	6	11	-	45	-	-	-	-	-
2002-03	Spartak Moscow	Russia	51	10	12	22	-	24	-	-	-	-	-
2003-04	Nizhnekamsk	Russia	17	1	3	4	-	10	-	-	-	-	-
	Severstal 2	Russia-3	12	7	10	17	-	20	-	-	-	-	-
	Severstal	Russia	8	0	0	0	-	0	-	-	-	-	-
2004-05	Perm	Russia	27	1	3	4	-	18	-	-	-	-	-
2005-06	Nizhny-Novgorod	Russia-2	25	4	4	8	-	32	-	-	-	-	-
	Neftyanik	Russia-2	18	3	4	7	-	18	8	0	0	0	8
	Neftyanik-2	Russia-3	3	2	0	2	-	0	-	-	-	-	-
2006-07	Neftyanik-2	Russia-3	37	5	18	23	-	63	3	0	0	0	0
2007-08					Did Not Play								
2008-09					Did Not Play								
	NHL TOTALS:		-	-	-	-	-	-	-	-	-	-	-

ANTON BUT | LEFT WING

HEIGHT 6' 1" **WEIGHT** 190 **SHOOTS** Left
BORN July 3, 1980 (Kharkov, USSR)
ACQUIRED From New Jersey with Josef Boumedienne and Sascha Goc for Andrei Zyuzin on November 9, 2001

CAREER STATISTICS:

			Regular Season						Playoffs				
Season	Team	League	GP	G	A	TP	+/-	PIM	GP	G	A	TP	PIM
1995-96	Yaroslavl 2	CIS-2	60	30	12	42	-	10	-	-	-	-	-
1996-97	Yaroslavl 2	Russia-3	70	30	20	50	-	20	-	-	-	-	-
1997-98	Yaroslavl 2	Russia-2	48	12	5	17	-	28	-	-	-	-	-
1998-99	Yaroslavl	Russia	5	0	0	0	-	0	-	-	-	-	-
	Yaroslavl 2	Russia-3	22	12	8	20	-	59	-	-	-	-	-
1999-00	Yaroslavl	Russia	26	2	5	7	-	16	8	2	1	3	0
	Yaroslavl 2	Russia-3	1	0	0	0	-	2	-	-	-	-	-
	Russia	WJC-A	7	2	3	5	-	2	-	-	-	-	-
2000-01	Yaroslavl	Russia	42	14	6	20	-	14	11	1	3	4	8
	Russia	WC	7	3	0	3	-	2	-	-	-	-	-
2001-02	Yaroslavl	Russia	48	14	11	25	-	14	6	0	1	1	2
2002-03	Yaroslavl	Russia	44	16	13	29	-	16	8	2	1	3	0
2003-04	Yaroslavl	Russia	51	11	10	21	-	24	3	0	0	0	0
2004-05	Yaroslavl	Russia	60	12	22	34	-	58	8	3	3	6	0
2005-06	Yaroslavl	Russia	49	16	21	37	-	26	11	2	1	3	2
2006-07	St.Petersburg	Russia	52	13	13	26	-	61	2	0	1	1	2
2007-08	St.Petersburg	Russia	57	15	13	28	-	40	9	4	1	5	6
2008-09	CSKA Moskva	Russia	55	12	21	33	-	36	8	2	1	3	2
	NHL TOTALS:		-	-	-	-	-	-	-	-	-	-	-

KYLE DECOSTE | RIGHT WING

HEIGHT 6' 1" **WEIGHT** 178 **SHOOTS** Right
BORN June 30, 1990 (London, Ontario)
ACQUIRED Selected in the fifth round, 147th overall, in the 2008 NHL Entry Draft

CAREER STATISTICS:

			Regular Season						Playoffs				
Season	Team	League	GP	G	A	TP	+/-	PIM	GP	G	A	TP	PIM
2005-06	Elgin-Middlesex	Midg	58	20	18	38	-	40	-	-	-	-	-
2006-07	Brampton	OHL	45	1	3	4	-	29	3	1	0	1	0
2007-08	Brampton	OHL	66	10	12	22	-	48	5	0	0	0	2
2008-09	Sault. Ste.Marie	OHL	26	7	7	14	-	25	-	-	-	-	-
	NHL TOTALS:		-	-	-	-	-	-	-	-	-	-	-

ALEXEI GLUKHOV | FORWARD

HEIGHT 6' 3" **WEIGHT** 175 **SHOOTS** Left
BORN April 5, 1984 (Voskresensk, USSR)
ACQUIRED Selected in the ninth round, 266th overall, in the 2002 NHL Entry Draft

CAREER STATISTICS:

			Regular Season						Playoffs				
Season	Team	League	GP	G	A	TP	+/-	PIM	GP	G	A	TP	PIM
2001-02	Voskresensk	Russia-1	3	0	0	0	-	0	1	0	0	0	0
	Voskresensk-2	Russia-3	35	9	23	32	-	-	-	-	-	-	-
	Voskresensk Jr.	Russia Jr.	29	24	20	44	-	-	-	-	-	-	-
2002-03	Voskresensk	Russia-1	38	4	4	8	-	30	-	-	-	-	-
2003-04	Voskresensk	Russia	29	0	0	0	-	12	-	-	-	-	-
2004-05	Springfield	AHL	3	0	1	1	-	6	-	-	-	-	-
	Victoria	ECHL	32	5	12	17	-	12	-	-	-	-	-
2005-06	Khimik	Russia	45	2	14	16	-	70	9	2	1	3	10
2006-07	Cherepovets	Russia	52	2	14	16	-	97	5	0	0	0	4
2007-08	Cherepovets	Russia	57	7	13	20	-	86	8	2	0	2	12
2008-09	Mytishchi	KHL	43	10	10	20	-	28	7	1	1	2	4
	NHL TOTALS:		-	-	-	-	-	-	-	-	-	-	-

KIRILL GOTOVETS | DEFENSE

HEIGHT 5' 11" **WEIGHT** 175 **SHOOTS** Left
BORN June 25, 1991 (Minsk, Belarus)
ACQUIRED Selected in the seventh round, 183th overall, at the 2009 NHL Entry Draft

CAREER STATISTICS:

			Regular Season						Playoffs				
Season	Team	League	GP	G	A	TP	+/-	PIM	GP	G	A	TP	PIM
2007-08	Junost Minsk	Belarus	45	2	8	10	-	54	-	-	-	-	-
	Belarus	WJC-U18	5	0	4	4	-	6	-	-	-	-	-
2008-09	Shat.St.Mary's	HS-MIN	50	6	23	29	-	66	-	-	-	-	-
	Belarus	WJC-U18B	4	1	1	2	-	2	-	-	-	-	-
	NHL TOTALS:		-	-	-	-	-	-	-	-	-	-	-

JOHAN HARJU | LEFT WING

HEIGHT 6' 3" **WEIGHT** 205 **SHOOTS** Left
BORN May 15, 1986 (Overtornea, Sweden)
ACQUIRED Selected in the sixth round, 167th overall, in the 2007 NHL Entry Draft

CAREER STATISTICS:

			Regular Season						Playoffs				
Season	Team	League	GP	G	A	TP	+/-	PIM	GP	G	A	TP	PIM
2002-03	Lulea Jr.	Sweden	7	2	0	2	-	0	-	-	-	-	-
2003-04	Lulea Jr.	Sweden	35	14	12	26	-	8	-	-	-	-	-
2004-05	Lulea	Sweden	4	0	0	0	-	0	-	-	-	-	-
	Lulea Jr.	Sweden	33	18	13	31	-	14	7	2	2	4	2
2005-06	Lulea Jr.	Sweden	17	14	9	23	-	4	4	3	1	4	8
	Lulea	Sweden	39	3	1	4	-	8	4	0	0	0	20
2006-07	Lulea	Sweden	55	12	10	22	-	30	4	2	0	2	4
2007-08	Lulea	Sweden	51	20	8	28	-	55	-	-	-	-	-
2008-09	Lulea	Sweden	55	27	22	49	-	30	5	4	1	5	0
	Sweden	WC-A	9	2	2	4	-	4	-	-	-	-	-
	NHL TOTALS:		-	-	-	-	-	-	-	-	-	-	-

ALEX HUTCHINGS | LEFT WING

HEIGHT 5' 10" **WEIGHT** 173 **SHOOTS** Right
BORN November 7, 1990 (Burlington, Ontario)
ACQUIRED Selected in the fourth round, 93th overall, at the 2009 NHL Entry Draft

CAREER STATISTICS:

			Regular Season						Playoffs				
Season	Team	League	GP	G	A	TP	+/-	PIM	GP	G	A	TP	PIM
2006-07	Barrie	OHL	30	1	4	5	-	24	-	-	-	-	-
2007-08	Barrie	OHL	68	29	25	54	-	48	9	0	5	5	18
2008-09	Barrie	OHL	63	34	34	68	-	60	5	3	4	7	6
	NHL TOTALS:		-	-	-	-	-	-	-	-	-	-	-

JAROSLAV JANUS | GOALTENDER

HEIGHT 5' 11" **WEIGHT** 192 **CATCHES** Right
BORN September 21, 1989 (Presov, Slovakia)
ACQUIRED Selected in the sixth round, 162nd overall, in the 2009 NHL Entry Draft

CAREER STATISTICS:

			Regular Season								Playoffs					
Season	Team	League	GP	W	L	T	Min	GA	SO	GAA	GP	W	L	MIN	SO	AVG
2007-08	Erie	OHL	48	13	29	2	2740	201	0	4.40	-	-	-	-	-	-
2008-09	Erie	OHL	49	25	20	3	2818	152	3	3.24	5	1	4	285	1	4.21
	Slovakia	WJC-A	7	3	4	0	394	21	0	3.20	-	-	-	-	-	-
	NHL TOTALS:		-	-	-	-	-	-	-	-	-	-	-	-	-	-

DENIS KAZIONOV | LEFT WING

HEIGHT 6' 3" **WEIGHT** 187 **SHOOTS** Left
BORN December 8, 1987 (Perm, USSR)
ACQUIRED Selected in the seventh round, 198th overall, at the 2006 NHL Entry Draft

CAREER STATISTICS:

			Regular Season						Playoffs				
Season	Team	League	GP	G	A	TP	+/-	PIM	GP	G	A	TP	PIM
2005-06	Tver	Russia	26	0	1	1	-	12	-	-	-	-	-
2006-07	Tver	Russia	24	2	1	3	-	8	2	0	0	0	2
2007-08	Novokuznezk	Russia	8	0	0	0	-	8	-	-	-	-	-
	Omsk	Russia	18	0	0	0	-	4	3	0	0	0	6
	Omsk-2	Russia-3	13	10	6	16	-	16	-	-	-	-	-
2008-09	Khabarovsk	KHL	6	0	0	0	-	6	-	-	-	-	-
	NHL TOTALS:		-	-	-	-	-	-	-	-	-	-	-

DMITRI KAZIONOV | CENTER

HEIGHT 6' 3" **WEIGHT** 185 **SHOOTS** Left
BORN May 13, 1984 (Moscow, USSR)
ACQUIRED Selected in the fourth round, 100th overall, in the 2002 NHL Entry Draft.

CAREER STATISTICS:

			Regular Season						Playoffs				
Season	Team	League	GP	G	A	TP	+/-	PIM	GP	G	A	TP	PIM
1999-00	Dynamo-2	Russia-3	2	1	0	1	-	0	-	-	-	-	-
2000-01	Tver	Russia-2	33	1	1	2	-	6	-	-	-	-	-
2001-02	CSKA	Russia-2	2	0	1	1	-	0	-	-	-	-	-
	CSKA-2	Russia-3	10	1	0	1	-	4	-	-	-	-	-
	Togliatti	Russia	3	0	0	0	-	0	-	-	-	-	-
2002-03	Togliatti	Russia	5	0	1	1	-	4	-	-	-	-	-
	Togliatti	Russia-2	34	14	13	27	-	26	-	-	-	-	-
2003-04	Togliatti 2	Russia-3	5	3	2	5	-	0	4	0	0	0	0
	Togliatti	Russia	47	5	5	10	-	34	5	0	0	0	4
	Russia	WJC-A	6	1	1	2	-	2	-	-	-	-	-
2004-05	Togliatti	Russia	46	3	7	10	-	32	2	0	0	0	0
2005-06	Togliatti	Russia	13	0	3	3	-	18	-	-	-	-	-
	Dynamo	Russia	27	2	2	4	-	24	4	1	0	1	6
2006-07	Kazan 2	Russia-3	-	-	-	-	-	-	-	-	-	-	-
	Kazan	Russia	48	10	11	21	-	34	13	2	3	5	4
	Kazan	ECC	3	0	0	0	-	0	-	-	-	-	-
2007-08	Kazan	Russia	56	7	13	20	-	46	10	0	3	3	16
2008-09	Kazan	KHL	55	9	11	30	-	30	21	2	6	8	12
	NHL TOTALS:		-	-	-	-	-	-	-	-	-	-	-

ALEXANDER KILLORN | CENTER

HEIGHT 6' 1" **WEIGHT** 161 **SHOOTS** Left
BORN September 14, 1989 (Halifax, Nova Scotia)
ACQUIRED Selected in the third round, 107th overall, in the 2007 NHL Entry Draft.

CAREER STATISTICS:

			Regular Season						Playoffs				
Season	Team	League	GP	G	A	TP	+/-	PIM	GP	G	A	TP	PIM
2006-07	Deerfield	USHS	26	18	14	32	-	-	-	-	-	-	-
2007-08	Deerfield	USHS	24	28	27	55	-	26	-	-	-	-	-
2008-09	Harvard	ECAC	30	6	8	14	-	46	-	-	-	-	-
	NHL TOTALS:		-	-	-	-	-	-	-	-	-	-	-

VASILY KOSHECHKIN | GOALTENDER

HEIGHT 6' 6" **WEIGHT** 210 **CATCHES** Left
BORN March 27, 1983 (Togliatti, USSR)
ACQUIRED Selected in the seventh round, 198th overall, at the 2006 NHL Entry Draft

CAREER STATISTICS:

			Regular Season								Playoffs					
SEASON	TEAM	LEAGUE	GP	W	L	T	MIN	GA	SO	AVG	GP	W	L	MIN	S0	AVG
2001-02	Lada Togliatti	Russia-2	STATISTICS UNAVAILABLE													
	Lada Togliatti	Russia	1	-	-	-	-	-	-	-	-	-	-	-	-	-
2002-03	Olympia-Kirovo	Russia-2	10	-	-	-	-	-	-	-	-	-	-	-	-	-
	Neftyanik-Almet.	Russia-2	9	-	-	-	-	-	-	-	-	-	-	-	-	-
2003-04	Togliatti 2	Russia-3	13	-	-	-	-	-	-	-	-	-	-	-	-	-
	Togliatti	Russia	8	-	-	-	247	10	0	2.47	1	-	-	40	-	1.33
2004-05	Togliatti	Russia	4	-	-	-	121	5	0	2.47	-	-	-	-	-	-
2005-06	Togliatti	Russia	41	-	-	-	2375	63	9	1.59	8	-	-	474	1	2.53
2006-07	Togliatti	Russia	42	-	-	-	-	-	-	2.02	3	-	-	-	-	4.25
	Russia	WC	3	-	-	-	-	-	-	2.67	-	-	-	-	-	-
2007-08	Kazan	Russia	19	-	-	-	990	45	0	2.73	-	-	-	-	-	-
2008-09	Togliatti	KHL	43	21	16	6	2404	66	8	1.65	5	-	-	-	-	1.93
	NHL TOTALS:		-	-	-	-	-	-		-	-	-	-	-	-	-

MATT MARSHALL | CENTER/RIGHT WING

HEIGHT 6' 1" **WEIGHT** 175 **SHOOTS** Right
BORN August 30, 1988 (Boston, Massachusetts)
ACQUIRED Selected in the fifth round, 150th overall, in the 2007 NHL Entry Draft

CAREER STATISTICS:

			Regular Season						Playoffs				
Season	Team	League	GP	G	A	TP	+/-	PIM	GP	G	A	TP	PIM
2006-07	Nobles	USHS	27	14	10	24	-	6	-	-	-	-	-
2007-08	Nobles	USHS	29	25	26	51	-	-	-	-	-	-	-
2008-09	U. of Vermont	H-East	24	1	3	4	-	12	-	-	-	-	-
	NHL TOTALS:		-	-	-	-	-	-	-	-	-	-	-

RICHARD PANIK | RIGHT WING

HEIGHT 6' 2" **WEIGHT** 203 **SHOOTS** Right
BORN February 7, 1991 (Martin, Slovakia)
ACQUIRED Selected in the second round, 52th overall, at the 2009 NHL Entry Draft

CAREER STATISTICS:

			Regular Season						Playoffs				
Season	Team	League	GP	G	A	TP	+/-	PIM	GP	G	A	TP	PIM
2007-08	Trinec	Czech	6	0	0	0	-	0	-	-	-	-	-
	Trinec Jr.	Czech-Jr.	39	35	27	62	-	70	-	-	-	-	-
	Slovakia	WJC U-18	6	4	6	10	-	0	-	-	-	-	-
2008-09	Trinec	Czech	15	1	1	2	-	4	4	0	0	0	0
	Havirov	Czech-2	3	2	1	3	-	0	-	-	-	-	-
	Trinec Jr.	Czech-Jr.	16	10	9	19	-	36	-	-	-	-	-
	Slovakia	WJC-A	7	2	3	5	-	4	-	-	-	-	-
	NHL TOTALS:		-	-	-	-	-	-	-	-	-	-	-

ALEXANDER POLUSHIN | CENTER

HEIGHT 6' 3" **WEIGHT** 200 **SHOOTS** Left
BORN May 8, 1983 (Kirovo-Chepetsk, USSR)
ACQUIRED Selected in the second round, 47th overall, in the 2001 NHL Entry Draft

CAREER STATISTICS:

			Regular Season						Playoffs				
Season	Team	League	GP	G	A	TP	+/-	PIM	GP	G	A	TP	PIM
1999-00	Dynamo 2	Russia-3	18	4	3	7	-	14	-	-	-	-	-
	Spartak Moscow	Russia-2	14	1	0	1	-	2	-	-	-	-	-
2000-01	Tver	Russia-2	38	10	5	15	-	10	-	-	-	-	-
	Russia	WJC-A	6	3	0	3	-	6	-	-	-	-	-
2001-02	CSKA Moscow	Russia-2	45	19	17	36	-	14	10	9	4	13	4
2002-03	CSKA Moscow	Russia	47	5	6	11	-	22	-	-	-	-	-
	Russia	WJC-A	6	2	6	8	-	4	-	-	-	-	-
2003-04	CSKA Moscow	Russia	13	5	2	7	-	4	-	-	-	-	-
2004-05	CSKA Moscow	Russia	17	3	4	7	-	4	-	-	-	-	-
2005-06	Cherepovets	Russia	42	8	5	13	-	14	1	0	0	0	0
2006-07	Cherepovets	Russia	-	-	-	-	-	-	-	-	-	-	-
2007-08					N/A								
2008-09	Krylia Sovetov	Russia-2	64	22	21	43	-2	73	-	-	-	-	-
	NHL TOTALS:		-	-	-	-	-	-	-	-	-	-	-

KARRI RAMO | GOALTENDER

HEIGHT 5' 11" **WEIGHT** 192 **CATCHES** Right
BORN September 21, 1989 (Presov, Slovakia)
ACQUIRED Selected in the sixth round, 162nd overall, in the 2009 NHL Entry Draft

CAREER STATISTICS:

			Regular Season									Playoffs					
Season	Team	League	GP	W	L	OTL	Min	GA	SO	GAA	Pct	GP	W	L	MIN	SO	AVG
2003-04	Pelicans	SM-1	3	0	2	0	138	10	0	4.34	.861	-	-	-	-	-	-
2004-05	Pelicans	SM-1	26	4	12	4	1267	84	1	3.98	.898	-	-	-	-	-	-
2005-06	HPK	SM-1	24	7	8	7	1359	49	2	2.16	.929	3	2	1	204	5	1.46
2006-07	Springfield	AHL	45	15	24	1	2432	127	1	3.13	.906	-	-	-	-	-	-
	TAMPA BAY	NHL	2	0	0	0	70	4	0	3.43	.826	-	-	-	-	-	-
2007-08	Norfolk	AHL	6	2	4	0	342	19	0	3.33	.898	-	-	-	-	-	-
	TAMPA BAY	NHL	22	7	11	3	1269	64	0	3.03	.899	-	-	-	-	-	-
2008-09	Norfolk	AHL	26	7	14	4	1507	95	0	3.78	.884	-	-	-	-	-	-
	TAMPA BAY	NHL	24	4	10	7	1312	80	0	3.66	.894	-	-	-	-	-	-
	NHL TOTALS		48	11	21	10	2650	148	0	3.35	.895	-	-	-	-	-	-

PAVEL SEDOV | RIGHT WING

HEIGHT 6' 3" **WEIGHT** 200 **SHOOTS** Left
BORN January 12, 1982 (Voskresensk, USSR)
ACQUIRED Selected in the fifth round, 161st overall, in the 2000 NHL Entry Draft

CAREER STATISTICS:

			Regular Season						Playoffs				
Season	Team	League	GP	G	A	TP	+/-	PIM	GP	G	A	TP	PIM
1999-00	Voskresensk	Russia-2	10	0	0	0	-	2	-	-	-	-	-
2000-01	Voskresensk.	Russia-2	38	2	1	3	-	10	-	-	-	-	-
2001-02	Voskresensk-2	Russia-3	12	4	1	5	-	0	-	-	-	-	-
	Voskresensk	Russia-2	18	3	1	4	-	0	4	2	0	4	0
2002-03	Voskresensk	Russia-2	25	1	5	6	-	6	-	-	-	-	-
2003-04	THC Tver	Russia-2	26	2	6	8	-	6	-	-	-	-	-
	Voskresensk	Russia	10	1	0	1	-	2	-	-	-	-	-
	Voskresensk	Russia-3	-	-	-	-	-	-	-	-	-	-	-
2004-05	HK Tver	Russia-3	-	-	-	-	-	-	-	-	-	-	-
2005-06	Voskresensk	Russia-3	-	-	-	-	-	-	-	-	-	-	-
2006-07	Ryazan	Russia-3	-	-	-	-	-	-	-	-	-	-	-
2007-08	Ryazan	Russia-2	50	6	10	16	-	14	-	-	-	-	-
2008-09	Ryazan	Russia-2	63	13	13	26	-	18	-	-	-	-	-
	NHL TOTALS:		-	-	-	-	-	-	-	-	-	-	-

MICHAL SERSEN | DEFENSE

HEIGHT 6' 1" **WEIGHT** 200 **SHOOTS** Left
BORN December 28, 1985 (Gelnika, Slovakia)
ACQUIRED From Pittsburgh in exchange for a fifth-round selection in the 2009 on October 1, 2008

CAREER STATISTICS:

			Regular Season						Playoffs				
Season	Team	League	GP	G	A	TP	+/-	PIM	GP	G	A	TP	PIM
2002-03	Bratislava	Slovakia	17	0	0	0	-	0	-	-	-	-	-
2003-04	Rimouski	QMJHL	45	7	18	25	-	30	9	1	5	6	6
2004-05	Rimouski	QMJHL	67	9	33	42	-	74	13	0	8	8	18
2005-06	Quebec	QMJHL	63	22	57	79	-	76	23	3	18	21	36
2006-07	Bratislava	Slovakia	42	1	4	5	-	28	-	-	-	-	-
2007-08	Bratislava	Slovakia	54	9	9	18	-	58	-	-	-	-	-
2008-09	Bratislava	Slovakia	40	4	12	16	-	49	-	-	-	-	-
	NHL TOTALS:		-	-	-	-	-	-	-	-	-	-	-

RADEK SMOLENAK | LEFT WING

HEIGHT 6' 2" **WEIGHT** 180 **SHOOTS** Left
BORN December 3, 1986 (Prague, Czechoslovakia)
ACQUIRED Selected in the third round, 73rd overall, in the 2004 NHL Entry Draft

CAREER STATISTICS:

			Regular Season						Playoffs				
Season	Team	League	GP	G	A	TP	+/-	PIM	GP	G	A	TP	PIM
Season	Team	League	GP	G	A	TP	+/-	PIM	GP	G	A	TP	PIM
2002-03	Kladno	Czech	3	2	0	2	-	6	-	-	-	-	-
	Kladno Jr.	Czech	33	31	18	49	-	38	9	7	3	10	18
2003-04	Kladno Jr.	Czech	54	27	25	52	-	53	7	3	4	7	0
2004-05	Kingston	OHL	67	32	28	60	-	58	-	-	-	-	-
	Czech	WU-18	5	0	1	1	-	0	-	-	-	-	-
2005-06	Kingston	OHL	65	42	42	84	-	109	6	1	3	4	20
2006-07	Johnstown	ECHL	43	15	20	35	-	35	1	0	0	0	0
	Springfield	AHL	20	0	1	1	-	8	-	-	-	-	-
2007-08	Norfolk	AHL	56	15	11	26	-	108	-	-	-	-	-
	Mississippi	ECHL	19	7	8	15	-	14	-	-	-	-	-
2008-09	Norfolk	AHL	71	24	25	49	-	165	-	-	-	-	-
	TAMPA BAY	NHL	6	0	1	1	1	10	-	-	-	-	-
	NHL TOTALS:		-	-	-	-	-	-	-	-	-	-	-

VITALI SMOLYANINOV | CENTER

HEIGHT 6' 3" **WEIGHT** 235 **SHOOTS** Left
BORN August 5, 1983 (Nizhnekamsk, USSR
ACQUIRED Selected in the ninth round, 261st overall, in the 2001 NHL Entry Draft

CAREER STATISTICS:

			Regular Season						Playoffs				
Season	Team	League	GP	G	A	TP	+/-	PIM	GP	G	A	TP	PIM
2000-01	Neftekhimik	Russia-2	STATISTICS UNAVAILABLE										
2001-02	Nizhnekamsk	Russia-3	STATISTICS UNAVAILABLE										
2002-03	Voronezh	Russia-2	14	1	1	2	-	12	-	-	-	-	-
	Kazakhstan	WJC-B	5	1	2	3	-	4	-	-	-	-	-
2003-04	Kazakhmis	Russia-2	19	0	1	1	-	32	-	-	-	-	-
	Kazakhmis-2	Russia-3	STATISTICS UNAVAILABLE										
2004-05	Kazakhmis	Russia-2	20	1	5	6	-	10	-	-	-	-	-
2005-06	Irtysh	Russia-2	14	8	6	14	-	14	-	-	-	-	-
	Irtysh	Russia-3	-	-	-	-	-	-	-	-	-	-	-
2006-07	Barys	Russia-2	-	-	-	-	-	-	-	-	-	-	-
2007-08	Astana	Russia-2	51	18	21	39	-	54	7	1	1	2	2
2008-09	Astana	KHL	14	1	2	3	-	10	-	-	-	-	-
	Yugra	Russia-2	2	0	1	1	-	2	-	-	-	-	-
	Gazovik	Russia-2	20	7	7	14	-	12	-	-	-	-	-
	NHL TOTALS:		-	-	-	-	-	-	-	-	-	-	-

MATIAS SOINTU | RIGHT WING

HEIGHT 5' 10" **WEIGHT** 154 **SHOOTS** Left
BORN February 10, 1990 (Tampere, Finland)
ACQUIRED Selected in the seventh round, 182nd overall, in the 2008 NHL Entry Draft

CAREER STATISTICS:

			Regular Season						Playoffs				
Season	Team	League	GP	G	A	TP	+/-	PIM	GP	G	A	TP	PIM
2006-07	Ilves U18.	Finland	34	22	23	45	-	32	-	-	-	-	-
2007-08	Ilves U18	Finland	10	8	6	14	-	6	-	-	-	-	-
	Ilves Jr.	Finland	41	21	19	40	-	38	-	-	-	-	-
2008-09	Ilves Jr.	Finland	-	-	-	-	-	-	-	-	-	-	-
	Ilves	Finland	-	-	-	-	-	-	-	-	-	-	-
	NHL TOTALS:		-	-	-	-	-	-	-	-	-	-	-

ILJA SOLAREV | LEFT WING

HEIGHT 6' 3" **WEIGHT** 198 **SHOOTS** Left
BORN August 2, 1982 (Russia)
ACQUIRED Selected in the ninth round, 281st overall, in the 2001 NHL Entry Draft

CAREER STATISTICS:

			Regular Season						Playoffs				
Season	Team	League	GP	G	A	TP	+/-	PIM	GP	G	A	TP	PIM
2000-01	Molot Perm	Russia Jr.	STATISTICS UNAVAILABLE										
	Molot Perm	Russia	5	0	0	0	-	0	-	-	-	-	-
2001-02	Leninogorsk	Russia-2	31	3	5	8	-	20	-	-	-	-	-
	Tambov	Russia-3	2	0	0	0	-	0	-	-	-	-	-
2002-03	Brest	Belarus	STATISTICS UNAVAILABLE										
2003-04	Motor Barnaul	Russia-2	34	6	6	12	-	20	-	-	-	-	-
2004-05	Energia	Russia-2	36	3	2	5	-	28	3	0	0	0	0
2005-06	Lipetsk	Russia-2	49	4	6	10	-	30	3	0	0	0	0
2006-07	Satpaev	Russia-2	41	16	14	30	-	22	-	-	-	-	-
	Satpaev	Russia-2	21	7	2	9	-	12	-	-	-	-	-
2007-08	Satpaev	Russia-2	29	10	10	20	-	24	-	-	-	-	-
	Astana	Russia-2	22	4	9	13	-	26	7	2	1	3	6
2008-09	Astana	KHL	46	8	8	16	-	4	-	-	-	-	-
	NHL TOTALS:		-	-	-	-	-	-	-	-	-	-	-

ALBERT VISHNYAKOV | LEFT WING

HEIGHT 6' 0" **WEIGHT** 185 **SHOOTS** Right
BORN December 30, 1983 (Almyetevsk, USSR)
ACQUIRED Selected in the ninth round, 273rd overall, in the 2003 NHL Entry Draft

CAREER STATISTICS:

			Regular Season						Playoffs				
Season	Team	League	GP	G	A	TP	+/-	PIM	GP	G	A	TP	PIM
2000-01	Neftyanik	Russia-2	24	0	0	0	-	2	-	-	-	-	-
2001-02	Torpedo Nizhny	Russia	6	1	0	1	-	0	-	-	-	-	-
	Kazan	Russia	9	0	1	1	-	2	-	-	-	-	-
2002-03	Kazan	Russia	46	7	6	13	-	47	5	1	0	1	0
2003-04	Neftekhimik	Russia	10	2	3	5	-	10	-	-	-	-	-
	Kazan	Russia	10	1	1	2	-	8	-	-	-	-	-
	Kazan	Russia-3	STATISTICS UNAVAILABLE										
2004-05	Dynamo Moscow	Russia	28	1	2	3	-	10	-	-	-	-	-
2005-06	Dynamo Moscow	Russia	48	9	3	12	-	78	3	0	0	0	0
2006-07	Dynamo Moscow	Russia	33	9	6	15	-	36	1	0	0	0	0
2007-08	Spartak Moscow	Russia	8	2	0	2	-	14	-	-	-	-	-
	Novokuzezk	Russia	19	1	7	8	-	12	-	-	-	-	-
2008-09	Novokuzezk	KHL	50	6	9	15	-	28	-	-	-	-	-
	NHL TOTALS:		-	-	-	-	-	-	-	-	-	-	-

LUKE WITKOWSKI | DEFENSE

HEIGHT 6' 2" **WEIGHT** 200 **SHOOTS** Right
BORN April 14, 1990 (Holland, Michigan)
ACQUIRED Selected in the sixth round, 160th overall, in the 2008 NHL Entry Draft

CAREER STATISTICS:

			Regular Season						Playoffs				
Season	Team	League	GP	G	A	TP	+/-	PIM	GP	G	A	TP	PIM
2007-08	Ohio	USHL	58	3	10	13	-	139	-	-	-	-	-
2008-09	Fargo	USHL	55	6	16	22	-	118	10	2	1	3	29
	NHL TOTALS:		-	-	-	-	-	-	-	-	-	-	-

- Signed Letter of Intent to attend Western Michigan (CCHA) in the fall of 2009

JAMES WRIGHT | CENTER

HEIGHT 6' 3" **WEIGHT** 175 **SHOOTS** Left
BORN March 24, 1990 (Saskatoon, Saskatchewan)
ACQUIRED Selected in the fourth round, 117th overall, in the 2008 NHL Entry Draft

CAREER STATISTICS:

			Regular Season						Playoffs				
Season	Team	League	GP	G	A	TP	+/-	PIM	GP	G	A	TP	PIM
2005-06	Saskatoon	SMHL	41	13	19	32	-	43	-	-	-	-	-
	Vancouver	WHL	2	0	0	0	-	2	-	-	-	-	-
2006-07	Vancouver	WHL	48	5	7	12	-	31	14	3	1	4	0
2007-08	Vancouver	WHL	60	13	23	36	-	21	6	1	0	1	2
2008-09	Vancouver	WHL	71	21	26	47	-	54	17	3	7	10	13
	NHL TOTALS:		-	-	-	-	-	-	-	-	-	-	-

MICHAEL ZADOR | GOALTENDER

HEIGHT 6' 2" **WEIGHT** 172 **CATCHES** Left
BORN May 8, 1991 (Toronto, Ontario)
ACQUIRED Selected in the fifth round, 148th overall, in the 2009 NHL Entry Draft

CAREER STATISTICS:

			Regular Season								Playoffs					
Season	Team	League	GP	W	L	T	Min	GA	SO	GAA	GP	W	L	MIN	SO	AVG
2007-08	London	OHL	1	0	1	0	20	3	0	9.00	-	-	-	-	-	-
2008-09	London	OHL	10	6	1	0	462	28	0	3.64	-	-	-	-	-	-
	Oshawa	OHL	18	5	12	0	1002	61	0	3.65	-	-	-	-	-	-
	Canada	WJC-U18	6	4	2	0	371	15	0	2.42	-	-	-	-	-	-
	NHL TOTALS:		-	-	-	-	-	-	-	-	-	-	-	-	-	-

JAN ZAPLETAL | DEFENSE

HEIGHT 6' 2" **WEIGHT** 190 **SHOOTS** Right
BORN August 21, 1986 (Brno, Czechoslovakia)
ACQUIRED Selected in the sixth round, 188th overall, in the 2004 NHL Entry Draft

CAREER STATISTICS:

			Regular Season						Playoffs				
Season	Team	League	GP	G	A	TP	+/-	PIM	GP	G	A	TP	PIM
2001-02	Ytong Brno	Czech Jr.	27	3	0	3	-	8	-	-	-	-	-
2002-03	Vsetin	Czech Jr.	27	4	3	7	-	8	1	0	0	0	2
2003-04	Vsetin	Czech Jr.	51	2	4	6	-	26	4	0	0	0	0
2004-05	Regina	WHL	55	3	2	5	-	20	-	-	-	-	-
2005-06	Vsetin	Czech	16	0	0	0	-	10	-	-	-	-	-
	Vajgar Hradec	Czech-2	20	0	0	0	-	16	-	-	-	-	-
2006-07	VSK Brno	Czech-2	22	1	5	6	-	32	-	-	-	-	-
2007-08	Olomouc	Czech-2	6	0	0	0	-	8	-	-	-	-	-
	Sternberk	Czech-3	-	-	-	-	-	-	-	-	-	-	-
2008-09					Did Not Play								
	NHL TOTALS:		-	-	-	-	-	-	-	-	-	-	-

2009-10 ORGANIZATIONAL ROSTER

FORWARDS

Name	HT	WT	DOB	Born	Acquired	2007-08 Club
CARTER, Ashton	6-3	207	4/1/91	Winnipeg, Manitoba	'09 Draft (1st Rd)	Lethbridge (WHL)
BEZRUKOV, Dmitri	6-3	187	5/5/77	Kazan, Russia	'01 Draft (8th Rd)	N/A
BOCHENSKI, Brandon	6-1	195	4/4/82	Blaine, Minnesota	FA (7/8/08)	Tampa Bay (NHL)
						Norfolk (AHL)
BUT, Anton	6-1	201	7/3/80	Kharkov, Russia	Trade w/NJ (11/9/01)	CSKA Moskva (KHL)
CRAIG, Ryan	6-1	215	1/6/82	Abbotsford, BC	'02 Draft (8th Rd)	Tampa Bay (NHL)
DeCOSTE, Kyle	6-2	195	6/30/90	London, Ontario	'08 Draft (5th Rd)	Sault Ste. Marie (OHL)
DOWNIE, Steve	6-0	195	4/3/87	Newmarket, Ontario	Trade w/ PHI (11/7/08)	Tampa Bay (NHL)
						Norfolk (AHL)
						Philadelphia (NHL)
						Philadelphia (AHL)
FADDEN, Mitch	6-0	200	4/3/88	Victoria, BC	'07 Draft (4th Rd)	Lethbridge (WHL)
						Tri-City (WHL)
FEDORUK, Todd	6-2	232	2/13/79	Redwater, Alberta	Trade w/ PHX (7/21/09)	Phoenix (NHL)
GLUKHOV, Alexei	6-3	213	5/4/84	Voskresensk, Russia	'02 Draft (9th Rd)	Atlant Mytischy (KHL)
HALL, Adam	6-3	211	8/14/80	Kalamazoo, Michigan	FA (7/1/08)	Tampa Bay (NHL)
HALPERN, Jeff	5-11	190	5/3/76	Potomac, Maryland	Trade w/ DAL (2/26/08)	Tampa Bay (NHL)
HARJU, Johan	6-3	205	5/15/86	Overtarnea, Sweden	'07 Draft (6th Rd)	Lulea HF (Sweden)
HUTCHINGS, Alex	5-11	177	11/7/91	Burlington, Ontario	'09 Draft (4th Rd)	Barrie (OHL)
JONES, Blair	6-3	216	9/27/86	Central Butte, Saskatchewan	'05 Draft (4th Rd)	Norfolk (AHL)
KARSUMS, Martins	5-10	198	2/26/86	Riga, Latvia	Trade w/ BOS (3/4/09)	Tampa Bay (NHL)
						Boston (NHL)
						Providence (AHL)
KAZIONOV, Denis	6-3	187	12/8/87	Perm, Russia	'06 Draft (7th Rd)	Khabarovsk (KHL)
						HC Mlada (Czech)
KAZIONOV, Dmitri	6-3	185	5/13/84	Moscow, Russia	'02 Draft (4th Rd)	Ak Bars Kazan (KHL)
KILLORN, Alexander	6-0	161	9/14/89	Halifax, Nova Scotia	'07 Draft (3rd Rd)	Harvard (ECAC)
KONOPKA, Zenon	6-0	211	1/2/81	Niagara on the Lake, Ontario	FA (7/10/08)	Tampa Bay (NHL)
						Norfolk (AHL)
LAWRENCE, Chris	6-4	211	2/5/87	Toronto, Ontario	'05 Draft (3rd Rd)	Norfolk (AHL)
						Mississippi (ECHL)
						Augusta (ECHL)
LECAVALIER, Vincent	6-4	223	4/21/80	Ile Bizard, Quebec	'98 Draft (1st Rd)	Tampa Bay (NHL)
MALONE, Ryan	6-4	220	12/1/79	Pittsburgh, PA	Trade w/PIT (6/28/08)	Tampa Bay (NHL)
MARSHALL, Matt	6-1	175	6/30/88	Boston, Massachusetts	'07 Draft (5th Rd)	Vermont (Hockey East)
MILLER, Drew	6-2	178	2/17/84	Dover, New Jersey	Trade w/ANA (8/14/09)	Iowa (AHL)
						Anaheim (NHL)
PANIK, Richard	6-2	197	2/7/91	Martin, Slovakia	'09 Draft (2nd Rd)	HC Trinec (Czech)
						HC Havirov (Czech-1)
POLUSHIN, Alexander	6-3	216	8/5/83	Kirov, Russia	'01 Draft (2nd Rd)	Krylia Sovetov (Russia-2)
SEDOV, Pavel	6-3	200	1/12/82	Voskresensk, Russia	'00 Draft (5th Rd)	HK Ryazan (Russia-2)
SERSEN, Michal	6-0	176	12/28/85	Gelnica, Slovakia	Trade w/ PIT (10/1/08)	HC Bratislava (Slovakia)
SIMEK, Juraj	6-0	197	9/29/87	Presov, Slovakia	Trade w/ VAN (10/6/08)	Norfolk (AHL)
SMOLENAK, Radek	6-2	207	12/3/86	Prague, Czech Republic	'05 Draft (3rd Rd)	Norfolk (AHL)
						Tampa Bay (NHL)
SMOLYNINOV, Vitali	6-3	205	8/5/83	Nizhnekamsk, Russia	'01 Draft (9th Rd)	Barys Astana (KHL)
						Khanty-Mansiysk (Russia-2)
						Tyumen (Russia-2)
SOINTU, Matias	5-10	154	2/10/90	Tampere, Finland	'08 Draft (7th Rd)	Ilves Jr. (Finland)
						Illves (Finland)
SOLAREV, Ilja	6-3	176	8/2/82	Russia	'01 Draft (9th Rd)	Barys Astana (KHL)
ST. LOUIS, Martin	5-9	177	6/18/75	Laval, Quebec	FA (6/31/00)	Tampa Bay (NHL)
STAMKOS, Steven	6-1	196	2/7/90	Markham, Ontario	'08 Draft (1st Rd)	Tampa Bay (NHL)
SZCZECHURA, Paul	5-10	184	11/30/85	Brantford, Ontario	FA (4/23/08)	Tampa Bay (NHL)
						Norfolk (AHL)
TANGUAY, Alex	6-1	192	11/21/79	Ste-Justine, Quebec	FA (9/1/09)	Montreal (NHL)
TUKONEN, Lauri	6-2	187	9/1/86	Hyvinkaa, Finland	Trade w/ DAL (11/30/08)	LIves Tampere (Sweden)
						Lukko Rauma (Sweden)
TYRELL, Dana	5-10	185	4/23/89	Airdrie, Alberta	'07 Draft (2nd Rd)	Prince George (WHL)
VISHNYAKOV, Albert	6-1	178	12/30/83	Almyetevsk, Russia	'03 Draft (9th Rd	Metallurg Novokuznezk (KHL)
VEILLEUX, Stephane	6-1	190	11/16/81	St. Georg, Quebec	FA (7/7/09)	Minnesota (NHL)
WRIGHT, James	6-3	196	3/24/90	Saskatoon, Saskatchewan	'08 Draft (4th Rd)	Vancouver (WHL)

DEFENSEMEN

Name	HT	WT	DOB	Born	Acquired	2007-08 Club
BARBERIO, Mark	6-1	188	3/23/90	Montreal, Quebec	'08 Draft (6th Rd)	Moncton (QMJHL)
FOSTER, Kurtis	6-5	223	11/24/81	Carp, Ontario	FA (7/8/09)	Minnesota (NHL)
						Houston (AHL)
GOTOVETS, Kirill	5-11	175	6/25/91	Minsk, Belarus	'09 Draft (7th Rd)	Shattuck St. Mary (USHS)
HALE, David	6-1	218	6/18/81	Colorado Springs, CO	Trade w/ PHX (7/21/09)	Phoenix (NHL)
HEDMAN, Victor	6-6	230	12/18/90	Ornskoldsvik, Sweden	'09 Draft (1st Rd)	MoDo (Sweden)
JACKSON, Scott	6-0	189	2/5/87	Salmon Arm, BC	FA (7/3/08)	Norfolk (AHL)
						Mississippi (ECHL)
KRAJICEK, Lukas	6-3	205	3/11/83	Prostejov, Czech Republic	Trade w/VAN (10/6/08)	Tampa Bay (NHL)
LASHOFF, Matt	6-1	205	9/29/86	East Greenbush, New York	Trade w/ BOS (3/4/09)	Tampa Bay (NHL)
						Norfolk (AHL)
						Boston (NHL)
						Providence (AHL)
LUNDIN, Mike	6-2	197	9/24/84	Burnsville, MN	'04 Draft (4th Rd)	Tampa Bay (NHL)
						Norfolk (AHL)
MESZAROS, Andrej	6-2	223	10/13/85	Povazska Bystrica, Slovakia	Trade w/ OTT (8/29/08)	Tampa Bay (NHL)
MIHALIK, Vladimir	6-7	244	1/29/87	Presov, Slovakia	'05 Draft (1st Rd)	Tampa Bay (NHL)
						Norfolk (AHL)
OHLUND, Mattias	6-4	225	9/9/76	Pitea, Sweden	FA (7/1/09)	Vancouver (NHL)
QUICK, Kevin	6-0	195	3/29/88	Buffalo, New York	'06 Draft (3rd Rd)	Tampa Bay (NHL)
						Norfolk (AHL)
						Augusta (ECHL)
						Elmira (ECHL)
RANGER, Paul	6-3	210	9/12/84	Whitby, Ontario	'02 Draft (6th Rd)	Tampa Bay (NHL)
SMABY, Matt	6-4	240	10/14/84	Minneapolis, Minnesota	'03 Draft (2nd Rd)	Tampa Bay (NHL)
						Norfolk (AHL)
WALKER, Matt	6-4	215	4/7/80	Beaverlodge, Alberta	FA (7/1/09)	Chicago (NHL)
WESSBECKER, John	6-1	180	9/15/86	Edina, Minnesota	'05 Draft (7th Rd)	UMASS-Amherst (NCAA)
WISHART, Ty	6-4	215	5/19/88	Comox, BC	Trade w/ SJS (7/4/08)	Tampa Bay (NHL)
						Norfolk (AHL)
WITKOWSKI, Luke	6-2	200	4/14/90	Holland, Michigan	'08 Draft (6th Rd)	Fargo (USHL)
ZAPLETAL, Jan	6-3	190	8/21/86	Brno, Czech Republic	'04 Draft (6th Rd)	N/A

GOALTENDERS

Name	HT	WT	DOB	Born	Acquired	2007-08 Club
HELENIUS, Riku	6-3	211	3/1/88	Palkane, Finland	'06 Draft (1st Rd)	Augusta (ECHL)
						Mississippi (ECHL)
						Norfolk (AHL)
						Tampa Bay (NHL)
						Elmira (ECHL)
JANUS, Jaroslav	5-11	217	9/21/89	Presov, Slovakia	'09 Draft (6th Rd)	Erie (OHL)
KOSHECHKIN, Vasily	6-5	225	3/27/83	Togliatti, Russia	'02 Draft (8th Rd)	Lada Togliatti (KHL)
NIITTYMAKI, Antero	6-1	190	6/18/80	Turku, Finland	FA (7/10/09)	Philadelphia (NHL)
RAMO, Karri	6-2	215	7/1/86	Asikkala, Finland	'04 Draft (6th Rd)	Tampa Bay (NHL)
						Norfolk (AHL)
SMITH, Mike	6-4	219	3/22/82	Kingston, Ontario	Trade w/ DAL (2/26/08)	Tampa Bay (NHL)
TOKARSKI, Dustin	5-11	190	9/16/89	Humboldt, Saskatchewan	'08 Draft (5th Rd)	Spokane (WHL)
ZADOR, Michael	6-1	172	5/8/91	Toronto, Ontario	'09 Draft (5th Rd)	London (OHL)
						Oshawa (OHL)

NORFOLK ADMIRALS

(AMERICAN HOCKEY LEAGUE)

201 East Brambleton Ave.
Norfolk, VA 23510

Phone: 757.640.1212
Fax: 757.622.0552
Website: http://www.norfolkadmirals.com/
Team Colors: Blue, Red, Yellow, White
Home Arena: Scope Arena (8,725)
Radio: ESPN Radio 1310 WGH-AM; www.ahllive.com
President: Ken Young
General Manager: Mike Butters
Vice President/Governor: Joe Gregory
Head Coach: Darren Rumble
Associate Coach: Jim Johnson
Assistant Coach: Leigh Mendelson
Head Athletic Trainer: Brad Chavis
Equipment Manager: J.W. Aiken
Director of Media Relations: Keith Phillips
Radio Broadcaster: Pete Michaud

2009-10 NORFOLK SCHEDULE

OCTOBER

Saturday, October 03, 2009	at Hershey
Friday, October 09, 2009	Manchester
Saturday, October 10, 2009	Manchester
Wednesday, October 14, 2009	at Albany
Friday, October 16, 2009	at Syracuse
Saturday, October 17, 2009	at Bridgeport
Friday, October 23, 2009	Portland
Saturday, October 24, 2009	Portland
Friday, October 30, 2009	Syracuse

NOVEMBER

Monday, November 02, 2009	at Manitoba
Tuesday, November 03, 2009	at Manitoba
Friday, November 06, 2009	W-B/Scranton
Saturday, November 07, 2009	at Syracuse
Tuesday, November 10, 2009	Binghamton
Wednesday, November 11, 2009	Binghamton
Friday, November 13, 2009	at Hershey
Saturday, November 14, 2009	at Albany
Tuesday, November 17, 2009	at Portland
Wednesday, November 18, 2009	at Manchester
Friday, November 20, 2009	at Lowell
Saturday, November 21, 2009	at Portland
Sunday, November 22, 2009	at Worcester
Wednesday, November 25, 2009	at W-B/Scranton
Friday, November 27, 2009	Albany
Saturday, November 28, 2009	Albany

DECEMBER

Friday, December 04, 2009	at Adirondack
Saturday, December 05, 2009	at Hershey
Friday, December 11, 2009	Manitoba
Saturday, December 12, 2009	Manitoba
Wednesday, December 16, 2009	W-B/Scranton
Friday, December 18, 2009	Binghamton
Saturday, December 19, 2009	Binghamton
Sunday, December 17, 2009	Albany
Friday, December 19, 2009	Albany
Sunday, December 27, 2009	at Hershey
Tuesday, December 29, 2009	Hershey
Thursday, December 31, 2009	at Binghamton

JANUARY

Saturday, January 02, 2010	at Adirondack
Wednesday, January 06, 2010	at W-B/Scranton
Friday, January 08, 2010	Syracuse
Saturday, January 09, 2010	Syracuse
Wednesday, January 13, 2010	Hershey
Friday, January 15, 2010	Adirondack
Saturday, January 16, 2010	Adirondack
Friday, January 22, 2010	at Springfield
Saturday, January 23, 2010	at Manchester
Sunday, January 24 2010	at Lowell
Wednesday, January 27, 2010	at Hartford
Friday, January 29, 2010	at Springfield
Saturday, January 30, 2010	at Adirondack
Sunday, January 31, 2010	at Bridgeport

FEBRUARY

Wednesday, February 03, 2010	Hershey
Friday, February 05, 2010	Hartford
Saturday, February 06, 2010	Hartford
Wednesday, February 10, 2010	W-B/Scranton
Friday, February 12, 2010	Lowell
Saturday, February 13, 2010	Lowell
Monday, February 15, 2010	at Albany
Wednesday, February 17, 2010	at Hartford
Friday, February 19, 2010	Springfield
Saturday, February 20, 2010	Springfield
Wednesday, February 24, 2010	at Binghamton
Friday, February 26, 2010	at Adirondack
Saturday, February 27, 2010	at Binghamton
Sunday, February 28, 2010	at Syracuse

MARCH

Wednesday, March 03, 2010	at W-B/Scranton
Friday, March 05, 2010	Albany
Saturday, March 06, 2010	Albany
Friday, March 12, 2010	Bridgeport
Saturday, March 13, 2010	Bridgeport
Wednesday, March 17, 2010	at W-B/Scranton
Friday, March 19, 2010	Adirondack
Saturday, March 20, 2010	Adirondack
Wednesday, March 24, 2010	W-B/Scranton
Friday, March 26, 2010	W-B/Scranton
Saturday, March 27, 2010	Worcester

APRIL

Friday, April 02, 2010	at Albany
Saturday, April 03, 2010	at Binghamton
Sunday, April 04, 2010	at Hershey
Wednesday, April 07, 2010	W-B/Scranton
Friday, April 09, 2010	Hershey
Saturday, April 10, 2010	Hershey

TAMPA BAY
NHL OPPONENTS
2009-10

ANAHEIM DUCKS

2695 Katella Avenue
Anaheim, CA 92806

Phone: (714) 940-2900
Fax: (714) 940-2953
Website: www.anaheimducks.com
Team Colors: Black, Gold, Orange and Silver Accents
Inaugural Season: 1993-94
Arena: Honda Center (17,174)
Stanley Cup Titles: 1 (2007)
Television: KDOC-TV and Fox Sports Prime Ticket (Cable)
Radio: KLAA AM 830 & Anaheim Ducks Radio Network

Lightning Hotel in Anaheim: Doubletree Hotel
Phone: (714) 634-4500
Fax: (714) 978-2370

Owners: Henry and Susan Samueli
Chief Executive Officer: Michael Shulman
Executive Vice President/General Manager: Bob Murray
Executive Vice President/Chief Operating Officer: Tim Ryan
Senior Vice President, Hockey Operations: David McNab
Head Coach: Randy Carlyle
Assistant Coaches: Dave Farrish, Newell Brown
Goaltending Consultant: François Allaire
Video Coordinator: Joe Trotta
Head Athletic Trainer: Tim Clark
Strength and Conditioning Coach: Sean Skahan
Equipment Manager: Doug Shearer
Assistant Equipment Manager: John Allaway
Director of Media and Communications: Alex Gilchrist
Media and Communications Manager: Steve Hoem
Media and Communications Coordinator: Lauren O'Gorman
Media Relations Phone: (714) 940-2911
Media Relations Fax: (714) 940-2925
Press Box Phone: (714) 704-2623

2009-10 SCHEDULE

Date	Site	Time
Thursday, November 19	**Anaheim**	**10 p.m.**
Friday, January 29	**Tampa Bay**	**7:30 p.m.**

SERIES INFORMATION

Last Lightning Win: Jan, 9. 2009 (Lightning 4 @ Anaheim 3)
Last Anaheim Win: Dec. 9, 2006 (Anaheim 4 @ Lightning 3)
Last Tie: Mar. 3, 1996 (Lightning 2 @ Anaheim 2)
Last Lightning Shootout Win: None
Last Anaheim Shootout Win: None
Last Lightning Shutout: Feb. 25, 2003 (Anaheim 0 @ Lightning 2)
Last Anaheim Shutout: Dec. 29, 2003 (Anaheim 2 @ Lightning 0)
Last Lightning Win at Home: Feb. 25, 2003 (Anaheim 0 @ Lightning 2)
Last Anaheim Win at Home: Dec. 14, 2005 (Lightning 2 @ Anaheim 4)
Last Lightning Win at Anaheim: Jan. 9, 2009 (Lightning 4 @ Anaheim 3)
Last Anaheim Win at Tampa Bay: Dec. 9, 2006 (Anaheim 4 @ Lightning 3)
Most Goals by Lightning: 4, twice, Jan. 9,2009 (Lightning 4 @ Anaheim 3)
Most Goals by Anaheim: 5, 3 times, Last: Feb. 5, 1999 (Anaheim 5 @ Lightning 3)
Most Goals by Both Teams: 8, twice, Last: Feb. 5, 1999 (Anaheim 5 @ Lightning 3)
Last Lightning Hat Trick: None
Last Anaheim Hat Trick: None

ALL-TIME SERIES:

	Overall								Home								Road							
SEASON	**GP**	**W**	**L**	**T**	**OTL**	**PTS**	**GF**	**GA**	**GP**	**W**	**L**	**T**	**OTL**	**PTS**	**GF**	**GA**	**GP**	**W**	**L**	**T**	**OTL**	**PTS**	**GF**	**GA**
2008-09	1	1	0	-	0	2	4	3	-	-	-	-	-	-	-	-	1	1	0	-	0	2	4	3
2007-08	-	-	-	-	-	-	-	-	-	-	-	-	-	-	-	-	-	-	-	-	-	-	-	-
2006-07	1	0	1	-	0	0	3	4	1	0	1	-	0	0	3	4	0	0	0	-	0	0	0	0
2005-06	1	0	1	-	0	0	2	4	-	-	-	-	-	-	-	-	1	0	1	-	0	0	2	4
2004-05	Did Not Play																							
2003-04	1	0	1	0	0	0	0	2	1	0	1	0	0	0	0	2	-	-	-	-	-	-	-	-
2002-03	1	1	0	0	0	2	2	0	1	1	0	0	0	2	2	0	-	-	-	-	-	-	-	-
2001-02	2	2	0	0	0	4	6	4	1	1	0	0	0	2	3	2	1	1	0	0	0	2	3	2
2000-01	1	0	1	0	0	0	1	3	-	-	-	-	-	-	-	-	1	0	1	0	0	0	1	3
1999-00	2	1	1	0	0	2	6	5	1	0	1	0	0	0	2	3	1	1	0	0	0	2	4	2
1998-99	2	0	2	0	-	0	6	10	1	0	1	0	-	0	3	5	1	0	1	0	-	0	3	5
1997-98	2	0	2	0	-	0	3	9	1	0	1	0	-	0	1	4	1	0	1	0	-	0	2	5
1996-97	2	1	1	0	-	2	4	5	1	1	0	0	-	2	3	2	1	0	1	0	-	0	1	3
1995-96	2	1	0	1	-	3	4	3	1	1	0	0	-	2	2	1	1	0	0	1	-	1	2	2
1994-95	-	-	-	-	-	-	-	-	-	-	-	-	-	-	-	-	-	-	-	-	-	-	-	-
1993-94	2	1	1	0	-	2	5	6	1	0	1	0	-	0	1	4	1	1	0	0	-	2	4	2
Totals	20	8	11	1	0	17	46	58	10	4	6	0	0	8	20	27	10	4	5	1	0	9	26	31

2008-09 Season Summary
Won: 1 Lost: 0 OT: 0

INDIVIDUAL SCORING TAMPA BAY LIGHTNING

Player	GP	G	A	P	+/-	PIM	PP	SH	GW	GT	EN	S	S%
St. Louis	1	1	2	3	2	0	0	1	0	0	0	3	20.0
Malone	1	2	0	2	1	0	1	0	1	0	0	6	40.0
Lecavalier	1	0	2	2	1	0	0	0	0	0	0	1	0.0
Prospal	1	1	0	1	0	0	0	0	0	0	0	1	100.0
Artyukhin	1	0	1	1	0	0	0	0	0	0	0	01	0.0
Halpern	1	0	1	1	1	0	0	0	0	0	0	03	0.0
Meszaros	1	0	1	1	0	0	0	0	0	0	0	1	0.0
Craig	1	0	0	0	-1	2	0	0	0	0	0	0	0.0
Eminger	1	0	0	0	0	2	0	0	0	0	0	0	0.0
Hall	1	0	0	0	-1	0	0	0	0	0	0	0	0.0
Jokinen	1	0	0	0	-1	0	0	0	0	0	0	0	0.0
Krajicek	1	0	0	0	0	0	0	0	0	0	0	0	0.0
Malik	1	0	0	0	1	0	0	0	0	0	0	0	0.0
Pettinger	1	0	0	0	0	5	0	0	0	0	0	0	0.0
Ranger	1	0	0	0	0	2	0	0	0	0	0	1	0.0
Recchi	1	0	0	0	0	0	0	0	0	0	0	1	0.0
Smaby	1	0	0	0	1	2	0	0	0	0	0	0	0.0
Szczechura	1	0	0	0	0	0	0	0	0	0	0	0	0.0

Power Play: 1-3 (33.3%)
Penalty Kill: 3-4 (75.0%)

INDIVIDUAL SCORING ANAHEIM DUCKS

Player	GP	G	A	P	+/-	PIM	PP	SH	GW	GT	EN	S	S%
Ebbett	1	1	1	2	0	0	1	0	0	0	0	4	25.0
Morrison	1	0	2	2	0	0	0	0	0	0	0	2	0.0
Montador	1	1	0	1	1	0	0	0	0	0	0	3	33.3
Pronger	1	1	0	1	-2	4	0	0	0	0	0	5	20.0
Getzlaf	1	0	1	1	-1	5	0	0	0	0	0	2	0.0
Hedican	1	0	1	1	1	0	0	0	0	0	0	2	0.0
Miller	1	0	1	1	1	0	0	0	0	0	0	3	0.0
Beleskey	1	0	0	0	1	0	0	0	0	0	0	0	0.0
Carter	1	0	0	0	0	0	0	0	0	0	0	0	0.0
Festerling	1	0	0	0	0	0	0	0	0	0	0	1	0.0
Kunitz	1	0	0	0	-2	0	0	0	0	0	0	1	0.0
Mikkelson	1	0	0	0	-1	0	0	0	0	0	0	1	0.0
Moen	1	0	0	0	0	0	0	0	0	0	0	2	0.0
R. Niedermayer	1	0	0	0	0	0	0	0	0	0	0	0	0.0
S. Niedermayer	1	0	0	0	-1	2	0	0	0	0	0	1	0.
Pahlsson	1	0	0	0	0	0	0	0	0	0	0	1	0.0
Parros	1	0	0	0	0	0	0	0	0	0	0	1	0.0
Ryan	1	0	0	0	-2	0	0	0	0	0	0	3	0.0

Power Play: 1-4 (25.0%)
Penalty Kill: 2-3 (66.7%)

at TAMPA BAY LIGHTNING

Date	Team	Opponent	Attend	Goaltenders	W Goal
			No games		

at ANAHEIM DUCKS

Date	Team	Opponent	Attend	Goaltenders	W Goal
09 Jan '09	Lightning 4	Ducks 3	17174	Ramo vs. Hiller	Ryan Malone

* - Overtime ** - Shootout

GOALS

Goals by Period	1st	2nd	3rd	OT	Total
LIGHTNING	1	2	1	0	4
DUCKS	0	3	0	0	3

SHOTS

Shots by Period	1st	2nd	3rd	OT	Total
LIGHTNING	6	6	7	0	19
DUCKS	7	17	18	0	32

LIGHTNING GOALTENDING

Goalie	GP	Min	W-L-OT	SO	GA	SA	SV	GAA	SV%
Ramo	1	60	1-0-0	0	3	32	29	3.01	.906

DUCKS GOALTENDING

Goalie	GP	Min	W-L-OT	SO	GA	SA	SV	GAA	SV%
Hiller	1	59	0-1-0	0	4	19	15	4.08	.739

ATLANTA THRASHERS

Centennial Tower
101 Marietta St. NW, Suite 1900
Atlanta, Ga., 30303

Phone: (404) 827-5300
Fax: (404) 827-5909
Website: www.atlantathrashers.com
Team Colors: Navy, Blue, Copper, Red and Gold
Inaugural Season: 1999-2000
Arena: Philips Arena (18,545)
Stanley Cup Titles: None
Television: SportsSouth
Radio: AM 680 "The Ran"

Lightning Hotel in Atlanta: Ritz Carlton
Phone: (404) 659-0400
Fax: (404) 688-0400

Owners: Bruce Levenson, Michael Gearon, Steve Belkin, Ed Peskowitz, Rutherford Seydel, Todd Foreman, Michael Gearon, Sr., Beau Turner
Chief Executive Officer: Don Waddell
Executive Vice President/General Manager: Larry Simmons
Director of Player Personnel: Mark Dobson
Director of Amateur Scouting and Player Development: Dan Marr
Head Coach: John Anderson
Assistant Coaches: Randy Cunneyworth, Todd Nelson, Steve Weeks
Video Coach: Tony Borgford
Strength and Conditioning Coach: Ray Bear
Head Athletic Trainer: Tommy Alva
Assistant Athletic Trainer: Stephen Roberts
Equipment Manager: Bobby Stewart
Assistant Equipment Managers: Joe Guilmet
Message Therapist: Inar Treiguts
Senior Director of Public Relations: Rob Koch
Director of Media Relations: Brian Potter
Media Relations Assistant: Rob Tillotson
Media Relations Fax: (404) 827-5769
Press Box PR Office: (404) 878-3478 or (404) 878-3479
Press Box PR Fax: (404) 878-3443

2009-10 SCHEDULE

Date	Site	Time
Saturday, Oct. 3	**Atlanta**	**7 p.m.**
Sunday, Nov. 22	**Atlanta**	**5 p.m.**
Saturday, Dec. 26	**Tampa Bay**	**7:30 p.m.**
Saturday, Jan. 23	**Tampa Bay**	**7:30 p.m.**
Tuesday, Feb. 2	**Atlanta**	**7 p.m.**
Saturday, Mar. 6	**Tampa Bay**	**7:30 p.m.**

SERIES INFORMATION

Last Lightning Win: Jan. 4, 2009 (Lightning 4 @ Atlanta 1)
Last Atlanta Win: April 11, 2009 (Lightning 2 @ Atlanta 6)
Last Tie: Feb. 14, 2003 (Lightning 2 @ Atlanta 2)
Last Lightning Overtime Win: Oct. 21, 2008 (Lightning 3 vs. Atlanta 2)
Last Atlanta Overtime Win: Mar. 21, 2009 (Lightning 3 vs. Atlanta 4)
Last Lightning Shootout Win: Oct. 5, 2006 (Lightning 3 @ Atlanta 2)
Last Atlanta Shootout Win: Mar. 21, 2009 (Lightning 3 vs. Atlanta 4)
Last Lightning Shutout: Dec. 7, 2006 (Lightning 8 vs. Atlanta 0)
Last Atlanta Shutout: March 31, 2008 (Lightning 0 vs. Atlanta 2)
Last Lightning Win at Home: Oct. 21, 2008 (Lightning 3 vs. Atlanta 2)
Last Atlanta Win at Home: April 11, 2009 (Lightning 2 @ Atlanta 6)
Last Lightning Win at Atlanta: Jan. 4, 2009 (Lightning 4 @ Atlanta 1)
Last Atlanta Win at Tampa Bay: Mar. 21, 2009 (Lightning 3 vs. Atlanta 4)
Most Goals by Lightning: 8, twice, Last: Dec. 7, 2006 (Lightning 8 vs. Atlanta 0)
Most Goals by Atlanta: 6, seven times, Last: April 11, 2009 (Lightning 2 @ Atlanta 6)
Most Goals by Both Teams: 13, Nov. 18, 2002 (Lightning 8 vs. Atlanta 5)
Last Lightning Hat Trick: Lecavalier, Dec. 7, 2006 (Lightning 8 vs. Atlanta 0)
Last Atlanta Hat Trick: Kovalchuk, Nov. 3, 2007 (Lightning 4 vs. Atlanta 6)

ALL-TIME SERIES:

	Overall								Home								Road							
SEASON	**GP**	**W**	**L**	**T**	**OTL**	**PTS**	**GF**	**GA**	**GP**	**W**	**L**	**T**	**OTL**	**PTS**	**GF**	**GA**	**GP**	**W**	**L**	**T**	**OTL**	**PTS**	**GF**	**GA**
2008-09	6	2	3	-	1	5	16	19	3	1	1	-	1	3	7	8	3	1	2	-	0	2	9	11
2007-08	8	2	4	-	2	6	22	28	4	2	2	-	0	4	15	12	4	0	2	-	2	2	7	16
2006-07	8	5	2	-	1	11	26	16	4	3	1	-	0	6	16	6	4	2	1	-	1	5	10	10
2005-06	8	5	3	-	0	10	25	24	4	2	2	-	0	4	12	17	4	3	1	-	0	6	13	7
2004-05	Did Not Play																							
2003-04	6	3	3	0	0	6	15	13	3	2	1	0	0	4	9	6	3	1	2	0	0	2	6	7
2002-03	5	2	1	1	1	6	16	16	3	2	0	0	1	5	12	8	2	0	1	1	0	1	4	8
2001-02	5	2	1	2	0	6	18	14	2	2	0	0	0	4	9	4	3	0	1	2	0	2	9	10
2000-01	5	3	2	0	0	6	20	14	3	2	1	0	0	4	13	6	2	1	1	0	0	2	7	8
1999-00	5	1	3	1	0	3	14	20	2	1	0	1	0	3	6	5	3	0	3	0	0	0	8	15
Totals	56	25	22	4	5	59	172	164	28	17	8	1	2	37	99	72	28	8	14	3	3	22	73	92

2008-09 Season Summary
Won: 2 Lost: 3 OT: 1

INDIVIDUAL SCORING TAMPA BAY LIGHTNING

Player	GP	G	A	P	+/-	PIM	PP	SH	GW	GT	EN	S	S%
St. Louis	6	4	3	7	-1	2	3	0	1	0	0	33	12.1
Stamkos	6	3	2	5	0	4	1	0	0	0	0	17	17.6
Prospal	5	2	2	4	-3	4	1	0	0	0	0	15	13.3
Lecavalier	5	1	3	4	-3	4	1	0	1	0	0	15	6.7
Hall	5	1	1	2	-3	0	0	0	0	0	0	8	12.5
Malone	4	1	1	2	1	2	0	0	0	0	0	15	6.7
Recchi	3	1	1	2	-1	0	0	0	0	0	0	7	14.3
Eminger	5	1	1	2	-1	0	1	0	0	0	0	9	11.1
Halpern	5	0	2	2	-1	2	0	0	0	0	0	10	0
Krajicek	3	0	2	2	1	4	0	0	0	0	0	6	0
Jokinen	5	0	2	2	-3	0	0	0	0	0	0	6	0
Pettinger	2	1	0	1	-2	11	1	0	0	0	0	9	11.1
Roberts	4	1	0	1	-2	0	0	0	0	0	0	4	25
Craig	2	0	1	1	0	2	0	0	0	0	0	6	0
Lashoff	2	0	1	1	-4	2	0	0	0	0	0	4	0
Mihalik	2	0	1	1	-1	0	0	0	0	0	0	0	0
Ranger	1	0	1	1	0	6	0	0	0	0	0	4	0
Downie	1	0	1	1	0	0	0	0	0	0	0	2	0
Lundin	1	0	1	1	0	0	0	0	0	0	0	0	0
Niskala	1	0	1	1	1	0	0	0	0	0	0	2	0
Quick	1	0	1	1	-1	0	0	0	0	0	0	1	0
Vrbata	5	0	1	1	1	0	0	0	0	0	0	2	0
Artyukhin	4	0	0	0	-1	7	0	0	0	0	0	9	0
Smaby	3	0	0	0	1	4	0	0	0	0	0	3	0
Koci	3	0	0	0	0	2	0	0	0	0	0	1	0
Malik	3	0	0	0	-2	2	0	0	0	0	0	2	0
Meszaros	3	0	0	0	-4	2	0	0	0	0	0	4	0
Szczechura	2	0	0	0	-2	0	0	0	0	0	0	6	0
Karsums	2	0	0	0	-1	0	0	0	0	0	0	3	0
Melichar	1	0	0	0	1	2	0	0	0	0	0	0	0
Bochenski	1	0	0	0	0	0	0	0	0	0	0	1	0
Carle	1	0	0	0	1	0	0	0	0	0	0	1	0
Gratton	1	0	0	0	1	0	0	0	0	0	0	2	0
Heward	1	0	0	0	0	0	0	0	0	0	0	2	0
Konopka	1	0	0	0	-1	7	0	0	0	0	0	1	0
Murphy	1	0	0	0	0	0	0	0	0	0	0	3	0
Petiot	1	0	0	0	-1	6	0	0	0	0	0	1	0
Welch	1	0	0	0	-1	0	0	0	0	0	0	3	0

Power Play: 8-30 (26.70%)
Penalty Kill: 20-25 (80.00%)

INDIVIDUAL SCORING ATLANTA THRASHERS

Player	GP	G	A	P	+/-	PIM	PP	SH	GW	GT	EN	S	S%
White	6	3	3	6	1	2	2	0	0	0	0	7	42.9
Kovalchuk	6	3	2	5	1	0	1	0	1	0	1	22	13.6
Kozlov	6	3	2	5	2	2	0	0	1	0	0	11	27.3
Armstrong	6	3	1	4	1	4	1	0	0	0	0	16	18.8
Perrin	5	2	1	3	5	4	0	1	0	0	0	8	25
Hainsey	6	1	2	3	6	4	1	0	0	0	0	10	10
Enstrom	6	0	3	3	4	6	0	0	0	0	0	6	0
Peverley	3	0	3	3	3	4	0	0	0	0	0	6	0
Stuart	3	2	0	2	1	2	0	1	0	0	0	6	33.3
Boulton	6	0	2	2	0	7	0	0	0	0	0	9	0
Reasoner	5	0	2	2	2	0	0	0	0	0	0	6	0
Schneider	4	0	2	2	2	6	0	0	0	0	0	10	0
Slater	4	0	2	2	1	2	0	0	0	0	0	3	0
Christensen	3	1	0	1	-2	0	0	0	0	0	0	8	12.5
Crabb	3	1	0	1	-1	0	0	0	1	0	0	4	25
Little	6	0	1	1	2	4	0	0	0	0	0	14	0
Bogosian	4	0	1	1	2	11	0	0	0	0	0	9	0
Exelby	4	0	1	1	0	4	0	0	0	0	0	5	0
Havelid	4	0	1	1	0	2	0	0	0	0	0	3	0
Valabik	3	0	1	1	1	6	0	0	0	0	0	1	0
Williams	3	0	1	1	2	0	0	0	0	0	0	4	0
Thorburn	6	0	0	0	-2	11	0	0	0	0	0	7	0
Oystrick	4	0	0	0	-2	4	0	0	0	0	0	1	0
Motzko	1	0	0	0	1	0	0	0	0	0	0	0	0
Salmela	1	0	0	0	-1	0	0	0	0	0	0	1	0

Power Play: 5-25 (20.00%)
Penalty Kill: 22-30 (73.3%)

GOALS

Goals by Period	1st	2nd	3rd	OT	Total
LIGHTNING	6	5	4	1	16
THRASHERS	8	5	6	0	19

SHOTS

Shots by Period	1st	2nd	3rd	OT	Total
LIGHTNING	69	62	83	3	217
THRASHERS	55	60	58	4	177

LIGHTNING GOALTENDING

Goalie	GP	Min	W-L-OT	SO	GA	SA	SV	GAA	SV%
Smith	3	180	2-1-0	0	7	91	84	2.33	.923
Ramo	2	91	0-0-1	0	5	47	42	3.30	.894
McKenna	2	93	0-2-0	0	6	38	32	3.86	.842

THRASHERS GOALTENDING

Goalie	GP	Min	W-L-OT	SO	GA	SA	SV	GAA	SV%
Lehtonen	5	300	3-1-1	0	13	188	175	2.60	.931
Hedberg	1	65	1-0-0	0	3	29	26	2.77	.897
Hedberg	3	162	1-2-0	0	13	78	65	4.81	0.833

at TAMPA BAY LIGHTNING

Date	Team	Opponent	Attend	Goaltenders	W Goal
21 Mar '09**	Lightning 3	Thrashers 4	15,391	Ramo vs Hedberg	Vyacheslav Kozlov
10 Feb '09	Lightning 1	Thrashers 3	13,490	McKenna vs. Lehtonen	Vyacheslav Kozlov
21 Oct '08 *	Lightning 3	Thrashers 2	13,922	Smith vs. Lehtonen	Vincent Lecavalier

at ANAHEIM DUCKS

Date	Team	Opponent	Attend	Goaltenders	W Goal
11 Apr '09	Lightning 2	Thrashers 6	17,122	McKenna, Ramo vs Lehtonen	Ilya Kovalchuk
04 Jan '09	Lightning 4	Thrashers 1	10,750	Smtih vs Lehtonen	Martin St. Louis
20 Dec '08	Lightning 3	Thrashers 4	14395	Smith vs. Lehtonen	Joseph Crabb

* - Overtime ** - Shootout

BOSTON BRUINS

100 Legends Way
Boston, MA 02114

Phone: (617) 624-BEAR
Fax: (617) 523-7184
Website: www.bostonbruins.com
Team Colors: Gold, Black and White
Inaugural Season: 1924-25
Arena: TD Banknorth Garden (17,565)
Stanley Cup Titles: 5 (1929, 1939, 1941, 1970, 1972)
Television: New England Sports Network (NESN)
Radio: WBZ (1030 AM) and Bruins Radio Network

Lightning Hotel in Boston: Ritz Carlton Boston Common
Phone: (617) 574-7100
Fax: (617) 574-7200

Owner/Governor: Jeremy M. Jacobs
Senior Advisor to the Owner: Harry Sinden
Executive Vice President: Charlie Jacobs
Vice President: Cam Neely
General Manager: Peter Chiarelli
Assistant General Manager: Jim Benning
Head Coach: Claude Julien
Assistant Coaches: Doug Houda, Craig Ramsay, Geoff Ward
Goaltending Coach: Bob Essensa
Strength and Conditioning Coach: John Whitesides
Video Analyst: Brant Berglund
Athletic Trainer: Don DelNegro
Equipment Manager: Mark Dumas
Assistant Equipment Managers: Keith Robinson, Mark Dumas II
Director of Media Relations: Matthew Chmura
Director of Publications and Information: Heidi Holland
Director of Community Relations and Promotions: Kerry Collins
Manager of Media Relations: Eric Tosi
Media Relations Phone: (617) 624-1910
Media Relations Fax: (617) 523-7184
Press Box Phone: (617) 624-2900

2009-10 SCHEDULE

Date	Site	Time
Wednesday, Dec. 2	**Boston**	**7 p.m.**
Monday, Dec. 28	**Tampa Bay**	**7:30 p.m.**
Thursday, Feb. 11	**Tampa Bay**	**7:30 p.m.**
Thursday, Mar. 25	**Boston**	**7 p.m**

SERIES INFORMATION

Last Lightning Win: Feb. 22, 2009 (Lightning 4 vs. Boston 3)
Last Boston Win: Mar. 31, 2009 (Lightning 1 @ Boston 3)
Last Tie: Dec. 23, 2003 (Lightning 1 @ Boston 1)
Last Boston Overtime Win: Nov. 4, 2006 (Lightning 5 @ Boston 6)
Last Lightning Shootout Win: None
Last Boston Shootout Win: Nov. 30, 2006 (Lightning 3 @ Boston 4)
Last Lightning Shutout: April 8, 1999 (Boston 0 @ Lightning 3)
Last Boston Shutout: March 21, 2000 (Lightning 0 @ Boston 4)
Last Lightning Win at Home: Feb. 22, 2009 (Lightning 4 vs. Boston 3)
Last Boston Win at Home: Mar. 31, 2009 (Lightning 1 @ Boston 3)
Last Lightning Win at Boston: Mar. 13, 2008 (Lightning 3 @ Boston 1)
Last Boston Win at Tampa Bay: Dec. 4, 2008 (Lightning 1 vs. Boston 3)
Most Goals by Lightning: 6, Feb. 11, 2006 (Lightning 6 @ Boston 5)
Most Goals by Boston: 7, twice, last: Oct. 28, 1999 (Lightning 3 @ Boston 7)
Most Goals by Both Teams: 12, Dec. 23, 1995 (Lightning 5 @ Boston 7)
Last Lightning Hat Trick: None
Last Boston Hat Trick: Joe Thornton, March 1, 2001 (Lightning 1 @ Boston 3)

ALL-TIME SERIES:

	Overall								Home								Road							
SEASON	**GP**	**W**	**L**	**T**	**OTL**	**PTS**	**GF**	**GA**	**GP**	**W**	**L**	**T**	**OTL**	**PTS**	**GF**	**GA**	**GP**	**W**	**L**	**T**	**OTL**	**PTS**	**GF**	**GA**
2008-09	4	1	3	-	0	2	9	14	2	1	1	-	0	2	5	6	2	0	2	-	0	0	4	8
2007-08	4	2	2	-	0	4	11	11	2	1	1	-	0	2	7	6	2	1	1	-	0	2	4	5
2006-07	4	0	2	-	2	2	12	18	2	0	2	-	0	0	4	9	2	0	0	-	2	2	8	9
2005-06	4	1	3	-	0	2	12	17	2	0	2	-	0	0	3	6	2	1	1	-	0	2	9	11
2004-05											Did Not Play													
2003-04	4	2	1	1	0	5	14	9	2	2	0	0	0	4	9	3	2	0	1	1	0	1	5	6
2002-03	4	2	0	1	1	6	14	9	2	2	0	0	0	4	10	4	2	0	0	1	1	2	4	5
2001-02	4	0	1	1	2	3	12	17	2	0	0	0	2	2	7	9	2	0	1	1	0	1	5	8
2000-01	4	0	3	1	0	1	7	16	2	0	1	1	0	1	4	7	2	0	2	0	0	0	3	9
1999-00	4	1	3	0	0	2	10	19	2	1	1	0	0	2	7	8	2	0	2	0	0	0	3	11
1998-99	5	1	3	1	-	3	10	12	2	1	1	0	-	2	4	4	3	0	2	1	-	1	6	8
1997-98	4	1	2	1	-	3	8	9	2	1	1	0	-	2	3	3	2	0	1	1	-	1	5	6
1996-97	4	0	4	0	-	0	6	18	2	0	2	0	-	0	4	9	2	0	2	0	-	0	2	9
1995-96	4	2	2	0	-	4	16	15	2	2	0	0	-	4	8	4	2	0	2	0	-	0	8	11
1994-95	3	1	2	0	-	2	7	10	2	1	1	0	-	2	6	5	1	0	1	0	-	0	1	5
1993-94	4	1	1	2	-	4	9	8	2	0	1	1	-	1	5	7	2	1	0	1	-	3	4	1
1992-93	2	0	1	1	-	1	6	8	1	0	0	1	-	1	3	3	1	0	1	0	-	0	3	5
Totals	62	15	33	9	5	44	163	210	31	11	13	3	2	27	84	87	2	3	17	6	3	15	70	109

BOSTON BRUINS

2008-09 Season Summary
Won: 1 Lost: 3 OT: 0

INDIVIDUAL SCORING TAMPA BAY LIGHTNING

Player	GP	G	A	P	+/-	PIM	PP	SH	GW	GT	EN	S	S%
St. Louis	4	1	2	3	-1	0	0	0	0	0	0	13	7.7
Hall	4	2	0	2	2	0	0	0	0	0	0	6	33.3
Lecavalier	4	1	1	2	-2	2	0	0	0	0	0	13	7.7
Halpern	2	1	1	2	0	2	0	0	0	0	0	4	25
Artyukhin	3	0	2	2	1	13	0	0	0	0	0	2	0
Eminger	3	0	2	2	-2	0	0	0	0	0	0	2	0
Malone	3	0	2	2	1	4	0	0	0	0	0	3	0
Prospal	4	1	0	1	-4	0	1	0	1	0	0	9	11.1
Stamkos	4	1	0	1	-1	2	0	0	0	0	0	6	16.7
Recchi	3	1	0	1	0	0	0	0	0	0	0	6	20
Szczechura	2	1	0	1	0	0	0	0	0	0	0	5	0
Craig	4	0	1	1	2	0	0	0	0	0	0	4	0
Malik	3	0	1	1	5	6	0	0	0	0	0	1	0
Melichar	2	0	1	1	1	7	0	0	0	0	0	0	0
Meszaros	2	0	1	1	1	0	0	0	0	0	0	6	0
Pettinger	2	0	1	1	0	0	0	0	0	0	0	4	0
Ranger	2	0	1	1	-5	2	0	0	0	0	0	1	0
Koci	1	0	1	1	1	5	0	0	0	0	0	0	0
Lashoff	1	0	1	1	1	0	0	0	0	0	0	3	0
Krajicek	3	0	0	0	-2	0	0	0	0	0	0	3	0
Smaby	3	0	0	0	-1	0	0	0	0	0	0	0	0
Downie	2	0	0	0	0	2	0	0	0	0	0	3	0
Jokinen	2	0	0	0	0	2	0	0	0	0	0	2	0
Smolenak	2	0	0	0	0	0	0	0	0	0	0	3	0
Bochenski	1	0	0	0	0	2	0	0	0	0	0	2	0
Karsums	1	0	0	0	-1	0	0	0	0	0	0	1	0
Lundin	1	0	0	0	-1	0	0	0	0	0	0	0	0
Murphy	1	0	0	0	-1	0	0	0	0	0	0	0	0
Petiot	1	0	0	0	1	7	0	0	0	0	0	1	0
Roberts	1	0	0	0	-1	5	0	0	0	0	0	0	0
Welch	1	0	0	0	0	2	0	0	0	0	0	0	0

Power Play: 1-18 (5.6%)
Penalty Kill: 13-18 (72.2%)

INDIVIDUAL SCORING BOSTON BRUINS

Player	GP	G	A	P	+/-	PIM	PP	SH	GW	GT	EN	S	S%
Kessel	3	4	1	5	4	0	0	0	0	0	1	10	40
Savard	4	0	5	5	2	2	0	0	0	0	0	8	0
Chara	4	3	1	4	0	7	2	0	2	0	0	17	17.6
Krejci	4	1	3	4	0	6	0	1	1	0	0	9	11.1
Lucic	4	1	2	3	2	7	1	0	0	0	0	5	20
Wideman	3	0	3	3	-4	0	0	0	0	0	0	7	0
Kobasew	4	1	1	2	-1	6	1	0	0	0	0	12	8.3
Wheeler	4	1	1	2	-1	2	0	0	0	0	0	9	11.1
Bergeron	4	0	2	2	1	0	0	0	0	0	0	3	0
Hunwick	3	0	2	2	4	2	0	0	0	0	0	6	0
J. Axelsson	4	1	0	1	1	0	0	0	0	0	1	9	11.1
Ryder	3	1	0	1	-1	0	0	0	0	0	0	3	33.3
Ference	2	1	0	1	-1	4	1	0	0	0	0	8	12.5
Hnidy	3	0	1	1	2	2	0	0	0	0	0	1	0
Ward	2	0	1	1	3	2	0	0	0	0	0	1	0
Stuart	4	0	0	0	-1	5	0	0	0	0	0	5	0
Yelle	4	0	0	0	-1	2	0	0	0	0	0	4	0
Thornton	3	0	0	0	-2	9	0	0	0	0	0	6	0
Bitz	2	0	0	0	-1	5	0	0	0	0	0	0	0
Lashoff	2	0	0	0	-1	0	0	0	0	0	0	1	0
Nokelainen	2	0	0	0	0	2	0	0	0	0	0	6	0
Boychuk	1	0	0	0	0	0	0	0	0	0	0	0	0
Karsums	1	0	0	0	-1	0	0	0	0	0	0	0	0
Montador	1	0	0	0	0	0	0	0	0	0	0	0	0
Recchi	1	0	0	0	0	0	0	0	0	0	0	2	0

Power Play: 5-18 (27.8%)
Penalty Kill: 17-18 (94.4%)

at TAMPA BAY LIGHTNING

Date	Team	Opponent	Attend	Goaltenders	W Goal
22 Fecb '09	Lightning 4	Bruins 3	18,454	Ramo vs Fernandez	Vaclav Prospal
04 Dec '08	Lightning 1	Bruins 3	15598	Smith vs Thomas	David Krejci

at BOSTON BRUINS

Date	Team	Opponent	Attend	Goaltenders	W Goal
31 Mar '09	Lightning 1	Bruins 3	16996	McKenna vs Fernandez	Zdeno Chara
08 Dec '08	Lightning 3	Bruins 5	16973	Smith vs Thomas	Zdeno Chara

* - Overtime ** - Shootout

GOALS

Goals by Period	1st	2nd	3rd	OT	Total
LIGHTNING	3	2	4	0	9
BRUINS	6	5	3	0	14

SHOTS

Shots by Period	1st	2nd	3rd	OT	Total
LIGHTNING	27	41	35	0	103
BRUINS	46	42	44	0	132

LIGHTNING GOALTENDING

Goalie	GP	Min	W-L-OT	SO	GA	SA	SV	GAA	SV%
Ramo	1	60	1-0-0	0	3	43	40	3.00	.930
McKenna	1	60	0-1-0	0	3	39	36	3.02	.923
Smith	2	118	0-2-0	0	6	48	42	3.04	.875

BRUINS GOALTENDING

Goalie	GP	Min	W-L-OT	SO	GA	SA	SV	GAA	SV%
Thomas	2	120	2-0-0	0	4	60	56	2.00	.933
Fernandez	2	119	1-1-0	0	5	43	38	2.53	.884

BUFFALO SABRES

One Seymour H. Knox III Plaza
Buffalo, NY 14203

Phone: (716) 855-4100
Fax: (716) 855-4110
Website: www.sabres.com
Team Colors: Black, White, Red, Gray and Silver
Inaugural Season: 1970-71
Arena: HSBC Arena (18,690)
Stanley Cup Titles: None
Television: Empire Sports Network
Radio: WNSA FM 107.7

Lightning Hotel in Buffalo: Embassy Suites
Phone: (716) 842-1000
Fax: (716) 842-1001

Owner: B. Thomas Golisano
Managing Partner: Lawrence Quinn
General Manager: Darcy Regier
Director of Hockey Administration: Mark Jakubowski
Coordinator of Hockey Operations: Michael Bermingham
Head Coach: Lindy Ruff
Associate Coach: Brian McCutcheon
Assistant Coach: James Patrick
Strength & Conditioning Coach: Doug McKenney
Asst. Strength and Conditioning Coach: Kevin Collins
Goaltender Coach: Jim Corsi
Administrative Assistant Coach: Corey Smith
Athletic Trainer: Tim Macre
Equipment Managers: Rip Simonick, Dave Williams
Assistant Equipment Manager: George Babcock
Massage Therapist: Chuck Garlow
Director of Public Relations: Michael Gilbert
Manager of Publications and Hockey Information: Kevin Snow
Coordinator of Media Relations: Chris Bandura
Media Relations Phone: (716) 855-4100
Media Relations Fax: (716) 855-4110
Press Box Phone: (716) 855-4536

2009-10 SCHEDULE

Date	Site	Time
Saturday, October 24	Tampa Bay	7:30 p.m.
Wednesday, January 6	Buffalo	7 p.m.
Thursday, March 18	Tampa Bay	7:30 p.m.
Saturday, March 27	Buffalo	7 p.m.

SERIES INFORMATION

Last Lightning Win: Jan. 21, 2009 (Lightning 5 vs. Buffalo 3)
Last Buffalo Win: Dec. 10, 2009 (Lightning 2 @ Buffalo 4)
Last Tie: Mar. 9, 2003 (Lightning 1 vs. Buffalo 1)
Last Lightning Overtime Win: None
Last Buffalo Overtime Win: Feb. 20, 2008 (Lightning 3 @ Buffalo 4)
Last Lightning Shootout Win: None
Last Buffalo Shootout Win: Oct. 13, 2005 (Buffalo 4 @ Lightning 3)
Last Lightning Shutout: Oct. 15, 1996 (Lightning 4 @ Buffalo 0)
Last Buffalo Shutout: Dec. 23, 1999 (Lightning 0 @ Buffalo 2)
Last Lightning Win at Home: Jan. 21, 2009 (Lightning 5 vs. Buffalo 3)
Last Buffalo Win at Home: Dec. 10, 2009 (Lightning 2 @ Buffalo 4)
Last Lightning Win at Buffalo: Oct. 30, 2008 (Lightning 5 @ Buffalo 2)
Last Buffalo Win at Tampa Bay: Dec. 6, 2008 (Lightning 2 vs. Buffalo 4)
Most Goals by Lightning: 6, twice, last: Dec. 11, 1995 (Lightning 6 @ Buffalo 1)
Most Goals by Buffalo: 8, Mar. 9, 2006 (Lightning 5 @ Buffalo 8)
Most Goals by Both Teams: 13, Mar. 9, 2006 (Lightning 5 @ Buffalo 8)
Last Lightning Hat Trick: None
Last Buffalo Hat Trick: Vanek, Mar. 19, 2008 (Lightning 4 @ Buffalo 7)

ALL-TIME SERIES:

	Overall								Home								Road							
SEASON	GP	W	L	T	OTL	PTS	GF	GA	GP	W	L	T	OTL	PTS	GF	GA	GP	W	L	T	OTL	PTS	GF	GA
2008-09	4	2	2	-	0	4	15	13	2	1	1	-	0	2	8	7	2	1	1	-	0	2	7	6
2007-08	4	0	2	-	2	2	12	19	2	0	1	-	1	1	5	8	2	0	1	-	1	1	7	11
2006-07	4	1	3	-	0	2	8	16	2	0	2	-	0	0	3	7	2	1	1	-	0	2	5	9
2005-06	4	0	3	-	1	0	10	19	2	0	1	-	1	1	4	8	2	0	2	-	0	0	6	11
2004-05	Did Not Play																							
2003-04	4	3	0	0	1	7	11	7	2	2	0	0	0	4	5	2	2	1	0	0	1	3	6	5
2002-03	4	1	1	2	0	4	7	8	2	0	1	1	0	1	2	5	2	1	0	1	0	3	5	3
2001-02	4	0	3	1	0	1	7	15	2	0	1	1	0	1	5	7	2	0	2	0	0	0	2	8
2000-01	4	1	3	0	0	2	11	14	2	1	1	0	0	2	6	6	2	0	2	0	0	0	5	8
1999-00	4	1	2	0	1	3	10	11	2	1	0	0	1	3	6	5	2	0	2	0	0	0	4	6
1998-99	4	2	2	0	-	4	10	11	2	1	1	0	-	2	5	7	2	1	1	0	-	2	5	4
1997-98	4	0	3	1	-	1	5	16	2	0	1	1	-	1	4	8	2	0	2	0	-	0	1	8
1996-97	4	1	3	0	-	2	8	11	2	0	2	0	-	0	1	6	2	1	1	0	-	2	7	5
1995-96	4	2	2	0	-	4	18	13	2	0	2	0	-	0	7	10	2	2	0	0	-	4	11	3
1994-95	4	1	3	0	-	2	10	11	2	0	2	0	-	0	3	8	2	1	1	0	-	2	7	3
1993-94	4	2	1	1	-	5	10	8	2	1	1	0	-	2	4	3	2	1	0	1	-	3	6	5
1992-93	2	0	2	0	-	0	5	8	1	0	1	0	-	0	1	3	1	0	1	0	-	0	4	5
Totals	62	17	35	5	5	43	157	200	31	7	18	3	3	20	69	100	31	10	17	2	2	24	88	100

2008-09 Season Summary
Won: 2 Lost: 2 OT: 0

INDIVIDUAL SCORING TAMPA BAY LIGHTNING

Player	GP	G	A	P	+/-	PIM	PP	SH	GW	GT	EN	S	S%
St.Louis	4	2	2	4	3	2	0	0	0	0	0	13	15.4
Stamkos	4	2	2	4	1	2	1	0	0	0	0	12	16.7
Recchi	4	1	3	4	0	0	0	0	0	0	0	5	20
Lecavalier	4	0	4	4	2	7	0	0	0	0	0	14	0
Ranger	3	2	1	3	3	2	0	0	0	0	0	11	18.2
Prospal	4	1	2	3	1	2	0	0	0	0	0	12	8.3
Krajicek	4	1	1	2	1	6	0	0	0	0	0	3	33.3
Halpern	1	1	1	2	1	2	0	0	1	0	0	1	100
Murphy	1	1	1	2	0	0	1	0	0	0	0	2	50
Jokinen	4	1	0	1	-1	0	0	0	0	0	0	5	20
Downie	3	1	0	1	0	5	0	0	0	0	0	2	50
Eminger	3	1	0	1	-2	4	1	0	0	0	0	4	25
Malone	2	1	0	1	2	0	0	0	1	0	0	4	25
Meszaros	4	0	1	1	5	0	0	0	0	0	0	4	0
Artyukhin	3	0	1	1	1	4	0	0	0	0	0	2	0
Malik	3	0	1	1	1	2	0	0	0	0	0	2	0
Hall	2	0	1	1	2	0	0	0	0	0	0	4	0
Pettinger	2	0	1	1	0	2	0	0	0	0	0	2	0
Szczechura	2	0	1	1	0	2	0	0	0	0	0	0	0
Gratton	1	0	1	1	0	0	0	0	0	0	0	2	0
Wishart	1	0	1	1	1	0	0	0	0	0	0	0	0
Craig	3	0	0	0	0	9	0	0	0	0	0	2	0
Lundin	2	0	0	0	0	0	0	0	0	0	0	1	0
Smolenak	2	0	0	0	0	5	0	0	0	0	0	4	0
Carle	1	0	0	0	-1	2	0	0	0	0	0	1	0
Koci	1	0	0	0	0	6	0	0	0	0	0	1	0
Konopka	1	0	0	0	0	7	0	0	0	0	0	0	0
Roberts	1	0	0	0	-1	0	0	0	0	0	0	1	0
Smaby	1	0	0	0	0	2	0	0	0	0	0	0	0
Vrbata	1	0	0	0	-1	0	0	0	0	0	0	3	0

Power Play: 3-17 (17.6%)
Penalty Kill: 17-22 (77.3%)

INDIVIDUAL SCORING BUFFALO SABRES

Player	GP	G	A	P	+/-	PIM	PP	SH	GW	GT	EN	S	S%
Vanek	4	4	1	5	-2	0	2	0	1	0	0	8	50
Roy	4	3	2	5	0	2	1	0	1	0	0	12	25
Pominville	4	1	4	5	1	2	0	1	0	0	1	14	7.1
Stafford	4	2	2	4	0	0	1	0	0	0	0	15	13.3
Spacek	4	0	3	3	-1	0	0	0	0	0	0	4	0
Kotalik	4	1	1	2	-2	4	1	0	0	0	0	16	6.2
Hecht	3	1	1	2	0	9	0	0	0	0	0	6	16.7
Gaustad	4	0	2	2	-2	14	0	0	0	0	0	8	0
Lydman	4	0	2	2	-3	0	0	0	0	0	0	4	0
MacArthur	4	1	0	1	-2	0	0	0	0	0	0	3	33.3
Mair	4	0	1	1	-1	16	0	0	0	0	0	3	0
Paille	4	0	1	1	0	4	0	0	0	0	0	3	0
Numminen	3	0	1	1	0	2	0	0	0	0	0	1	0
Rivet	3	0	1	1	-1	0	0	0	0	0	0	6	0
Sekera	3	0	1	1	-1	0	0	0	0	0	0	4	0
Tallinder	4	0	0	0	0	2	0	0	0	0	0	1	0
Afinogenov	3	0	0	0	-2	2	0	0	0	0	0	5	0
Gerbe	2	0	0	0	1	2	0	0	0	0	0	6	0
Butler	1	0	0	0	0	2	0	0	0	0	0	2	0
Connolly	1	0	0	0	-1	0	0	0	0	0	0	5	0
Ellis	1	0	0	0	0	0	0	0	0	0	0	0	0
Kaleta	1	0	0	0	-2	0	0	0	0	0	0	0	0
Paetsch	1	0	0	0	0	0	0	0	0	0	0	2	0
Peters	1	0	0	0	-1	0	0	0	0	0	0	0	0
Weber	1	0	0	0	-1	2	0	0	0	0	0	1	0

Power Play: 5-22 (22.7)
Penalty Kill: 14-17 (82.4%)

GOALS

Goals by Period	1st	2nd	3rd	OT	Total
LIGHTNING	8	7	0	0	15
SABRES	3	8	2	0	13

SHOTS

Shots by Period	1st	2nd	3rd	OT	Total
LIGHTNING	41	41	35	0	117
SABRES	32	57	40	0	129

LIGHTNING GOALTENDING

Goalie	GP	Min	W-L-OT	SO	GA	SA	SV	GAA	SV%
Kolzig	1	60	1-0-0	0	2	31	29	3.00	.935
Smith	3	178	1-2-0	0	10	97	87	3.37	.897

SABRES GOALTENDING

Goalie	GP	Min	W-L-OT	SO	GA	SA	SV	GAA	SV%
Miller	4	238	2-2-=	0	15	117	102	3.78	.872

at TAMPA BAY LIGHTNING

Date	Team	Opponent	Attend	Goaltenders	W Goal
21 Jan '09	Lightning 5	Sabres 3	15,611	Smith vs Miller	Jeff Halpern
06 Dec '08	Lightning 3	Sabres 4	17,154	Smith vs Miller	Derek Roy

at BUFFALO SABRES

Date	Team	Opponent	Attend	Goaltenders	W Goal
10 Dec '08	Lightning 2	Sabres 4	18,431	Smith vs Miller	Thomas Vanek
30 Oct '08	Lightning 5	Sabres 2	18,690	Kolzig vs Miller	Ryan Malone

* - Overtime ** - Shootout

2009-10 SCHEDULE

Date	Site	Time
Saturday, February 6	Tampa Bay	7 p.m.

SERIES INFORMATION

Last Lightning Win: March 1, 2009 (Lightning 8 @ Calgary 6)
Last Calgary Win: Dec. 13, 2007 (Lightning 6 vs. Calgary 9)
Last Tie: Oct. 7, 1995 (Lightning 3 vs. Calgary 3)
Last Lightning Overtime Win: Mar. 10, 2007 (Lightning 3 @ Calgary 2)
Last Calgary Overtime Win: Mar. 10, 2007 (Lightning 3 @ Calgary 2)
Last Lightning Shootout Win: None
Last Calgary Shootout Win: None
Last Lightning Shutout: Feb. 23, 1994 (Lightning 4 @ Calgary 0)
Last Calgary Shutout: Jan. 2, 1996 (Lightning 0 @ Calgary 10)
Last Lightning Win at Home: Mar.14, 2002 (Lightning 3 vs. Calgary 2)
Last Calgary Win at Home: Jan. 2, 2003 (Lightning 1 @ Calgary 4)
Last Lightning Win at Calgary: March 1, 2009 (Lightning 8 @ Calgary 6)
Last Calgary Win at Tampa Bay: Dec. 13, 2007 (Lightning 6 vs. Calgary 9)
Most Goals by Lightning: 8, March 1, 2009 (Lightning 8 @ Calgary 6)
Most Goals by Calgary: 10, Jan. 2, 1996 (Lightning 0 @ Calgary 10)
Most Goals by Both Teams: 15, Dec. 13, 2007 (Lightning 6 vs. Calgary 9)
Last Lightning Hat Trick: Martin St. Louis, Jan. 24, 2004 (Lightning 6 @ Calgary 2)
Last Calgary Hat Trick: Kristian Huselius/Jarome Iginla, Dec. 13, 2007 (Lightning 6 vs. Calgary 9)

CALGARY FLAMES

PO Box 1540, Station M
Calgary, Alberta T2P 3B9

Phone: (403) 777-4636
Fax: (403) 777-2171
Website: www.calgaryflames.com
Team Colors: Red, White, Black and Gold
Inaugural Season: 1972-73 (Moved from Atlanta in 1980)
Arena: Pengrowth Saddledome (19,289)
Stanley Cup Titles: 1 (1989)
Television: Rogers Sportsnet, CBC-TV, PPV, TSN
Radio: The Sports Radio FAN 960 AM

Lightning Hotel in Calgary: Westin Hotel
Phone: (403) 266-1611
Fax: (403) 233-7471

Owners: N. Murray Edwards, Harley N. Hotchkiss, Alvin G. Libin, Allan P. Markin, Jeff McCaig, Clayton H. Riddell, Byron J. Seaman, Daryl K. Seaman
President and Chief Executive Officer: Ken King
General Manager: Darryl Sutter
Vice President, Hockey Administration/CFO: Michael Holditch
Director of Hockey Administration: Mike Burke
Director of Player Personnel: Duane Sutter
Head Coach: Brent Sutter
Assistant Coaches: Ryan McGill, Rob Cookson, Dave Lowry
Goaltending Coach: Jamie McLennan
Strength and Conditioning Coach: Rich Hesketh
Athletic Therapist: Morris Boyer
Assistant Athletic Therapist: Gerry Kurylowich
Equipment Manager: Gus Thorson
Assistant Equipment Manager: Mark DePasquale
Massage Therapist: Bryan Lentz
Vice President of Communications: Peter Hanlon
Manager of Media Relations: Sean Kelso
Administrative Assistant, Communications: Bernie Hargrave
Media Relations Phone: (403) 777-3666
Media Relations Fax: (403) 777-2195
Press Box Phone: (403) 264-0636

ALL-TIME SERIES:

	Overall								Home								Road							
SEASON	GP	W	L	T	OTL	PTS	GF	GA	GP	W	L	T	OTL	PTS	GF	GA	GP	W	L	T	OTL	PTS	GF	GA
2008-09	1	1	0	-	0	2	8	6	-	-	-	-	-	-	-	-	1	1	0	-	0	2	8	6
2007-08	1	0	1	-	0	0	6	9	1	0	1	-	0	0	6	9	-	-	-	-	-	-	-	-
2006-07	1	1	0	-	0	2	3	2	0	0	0	-	0	0	0	0	1	1	0	-	0	2	3	2
2005-06	-	-	-	-	-	-	-	-	-	-	-	-	-	-	-	-	-	-	-	-	-	-	-	-
2004-05	Did Not Play																							
2003-04	1	1	0	0	0	2	6	2	-	-	-	-	-	-	-	-	1	1	0	0	0	2	6	2
2002-03	1	0	1	0	0	0	1	4	-	-	-	-	-	-	-	-	1	0	1	0	0	0	1	4
2001-02	2	2	0	0	0	4	6	3	1	1	0	0	0	2	3	2	1	1	0	0	0	2	3	1
2000-01	1	0	1	0	0	0	3	4	1	0	1	0	0	0	3	4	-	-	-	-	-	-	-	-
1999-00	2	1	0	0	1	3	4	4	1	1	0	0	0	2	2	1	1	0	0	0	1	1	2	3
1998-99	2	0	2	0	-	0	2	6	1	0	1	0	-	0	1	2	1	0	1	0	-	0	1	4
1997-98	2	1	1	0	-	2	5	5	1	1	0	0	-	2	4	3	1	0	1	0	-	0	1	2
1996-97	2	2	0	0	-	4	6	4	1	1	0	0	-	2	2	1	1	1	0	0	-	2	4	3
1995-96	2	0	1	1	-	1	3	13	1	0	0	1	-	1	3	3	1	0	1	0	-	0	0	10
1994-95	-	-	-	-	-	-	-	-	-	-	-	-	-	-	-	-	-	-	-	-	-	-	-	-
1993-94	2	1	1	0	-	2	7	7	1	0	1	0	-	0	3	7	1	1	0	0	-	2	4	0
1992-93	3	1	2	0	-	2	12	12	2	1	1	0	-	2	10	9	1	0	1	0	-	0	2	3
Totals	23	11	10	1	1	24	72	81	11	5	5	1	0	11	37	41	12	6	5	0	1	13	35	40

2008-09 Season Summary
Won: 1 Lost: 0 OT: 0

INDIVIDUAL SCORING TAMPA BAY LIGHTNING

Player	GP	G	A	P	+/-	PIM	PP	SH	GW	GT	EN	S	S%
Recchi	1	0	5	5	2	0	0	0	0	0	0	3	0
Lecavalier	1	2	1	3	0	2	1	0	1	0	0	6	33.3
St. Louis	1	2	1	3	2	0	0	0	0	0	1	4	50
Stamkos	1	1	1	2	2	0	0	0	0	0	0	2	50
Murphy	1	0	2	2	2	0	0	0	0	0	0	3	0
Artyukhin	1	1	0	1	1	0	0	0	0	0	0	2	50
Malone	1	1	0	1	0	5	1	0	0	0	0	2	50
Prospal	1	1	0	1	0	0	1	0	0	0	0	3	33.3
Eminger	1	0	1	1	1	2	0	0	0	0	0	0	0
Melichar	1	0	1	1	2	0	0	0	0	0	0	1	0
Roberts	1	0	1	1	-1	0	0	0	0	0	0	0	0
Hall	1	0	0	0	1	0	0	0	0	0	0	2	0
Halpern	1	0	0	0	-1	0	0	0	0	0	0	0	0
Koci	1	0	0	0	1	0	0	0	0	0	0	2	0
Krajicek	1	0	0	0	0	2	0	0	0	0	0	1	0
Malik	1	0	0	0	0	0	0	0	0	0	0	0	0
Pettinger	1	0	0	0	-1	0	0	0	0	0	0	1	0
Smaby	1	0	0	0	-1	0	0	0	0	0	0	0	0

Power Play: 3-5 (60.0%)
Penalty Kill: 0-3 (0.0%)

INDIVIDUAL SCORING CALGARY FLAMES

Player	GP	G	A	P	+/-	PIM	PP	SH	GW	GT	EN	S	S%
Iginla	1	2	3	5	-1	0	1	0	0	0	0	8	25
Cammalleri	1	1	2	3	-2	0	1	0	0	0	0	4	25
Conroy	1	1	1	2	0	0	0	0	0	0	0	1	100
Moss	1	0	2	2	-2	0	0	0	0	0	0	4	0
Bertuzzi	1	1	0	1	0	0	1	0	0	0	0	2	50
Lundmark	1	1	0	1	1	2	0	0	0	0	0	1	100
Lombardi	1	0	1	1	1	0	0	0	0	0	0	0	0
Phaneuf	1	0	1	1	0	2	0	0	0	0	0	7	0
Sarich	1	0	1	1	-1	0	0	0	0	0	0	1	0
Vandermeer	1	0	1	1	2	0	0	0	0	0	0	1	0
Aucoin	1	0	0	0	-2	0	0	0	0	0	0	3	0
Boyd	1	0	0	0	-1	0	0	0	0	0	0	1	0
Glencross	1	0	0	0	-1	0	0	0	0	0	0	2	0
Nystrom	1	0	0	0	-1	0	0	0	0	0	0	0	0
Pardy	1	0	0	0	-1	0	0	0	0	0	0	1	0
Peters	1	0	0	0	-1	0	0	0	0	0	0	2	0
Regehr	1	0	0	0	-1	11	0	0	0	0	0	1	0
Van Der Gulik	1	0	0	0	-1	0	0	0	0	0	0	0	0

Power Play: 3-3 (100%)
Penalty Kill: 2-5 (40.0%)

at TAMPA BAY LIGHTNING

Date	Team	Opponent	Attend	Goaltenders	W Goal
			No games		

at CALGARY FLAMES

Date	Team	Opponent	Attend	Goaltenders	W Goal
01 Mar	Lightning 8	Flames 6	19,289	McKenna vs. Kiprusoff, McElhinney	Lecavalier

* - Overtime ** - Shootout

GOALS

Goals by Period	1st	2nd	3rd	OT	Total
LIGHTNING	1	4	3	0	8
CALGARY	1	3	2	0	6

SHOTS

Shots by Period	1st	2nd	3rd	OT	Total
LIGHTNING	10	9	13	0	32
CALGARY	14	8	17	0	39

LIGHTNING GOALTENDING

Goalie	GP	Min	W-L-OT	SO	GA	SA	SV	GAA	SV%
McKenna	1	60	1-0-01	0	6	39	33	6.01	.846

FLAMES GOALTENDING

Goalie	GP	Min	W-L-OT	SO	GA	SA	SV	GAA	SV%
McElhinney	1	19	0-1-0	0	2	12	10	6.41	.833
Kiprusoff	1	40	0-0-0	0	5	19	14	7.51	.737

CAROLINA HURRICANES

1400 Edwards Mill Road
Raleigh, NC 27607

Phone: (919) 467-7825
Fax: (919) 462-0123
Website: www.carolinahurricanes.com
Team Colors: Red, White, Silver and Black
Inaugural Season: 1979-80 (Moved from Hartford in 1997)
Arena: RBC Center (18,639)
Stanley Cup Titles: 1 (2006)
Television: Fox Sports South
Radio: WCMC 99.9 FM

Lightning Hotel in Raleigh: Renaissance Raleigh at North Hills
Phone: (919) 571-8773
Fax: (919) 571-8993

Owner/Governor/CEO: Peter Karmanos, Jr.
President/GM: Jim Rutherford
Associate Head Coach/Director of Player Development: Ron Francis
Vice President/Assistant General Manager: Jason Karmanos
Head Coach: Paul Maurice
Associate Head Coach: Kevin McCarthy
Assistant Coach: Tom Rowe
Goaltending Coach/Director of Goalie Development: Tom Barrasso
Director of Defenseman Development: Glen Wesley
Video Coach: Chris Huffine
Head Athletic Trainer/Strength and Conditioning Coach: Peter Friesen
Assistant Athletic Trainer: Jason Bailey
Equipment Managers: Wally Tatomir, Skip Cunningham, Bob Gorman
Director of Team Operations: Brian Tatum
Director of Media Relations: Mike Sundheim
Manager of Media Relations/Broadcast Coordinator: Kyle Hanlin
Media Relations Phone: (919) 861-5477
Media Relations Fax: (919) 462-7030
Press Box Phone: (919) 861-2300, ext. 6560 or ext. 6533

2009-10 SCHEDULE

Date	Site	Time
Tuesday, October 6	Carolina	7 p.m.
Saturday, October 10	Tampa Bay	7:30 p.m.
Saturday, November 21	Carolina	7 p.m.
Monday, January 18	Carolina	7 p.m.
Tuesday, March 23	Tampa Bay	7:30 p.m.
Tuesday, April 6	Tampa Bay	7:30 p.m.

SERIES INFORMATION

Last Lightning Win: Mar. 29, 2008 (Lightning 2 vs. Carolina 1)
Last Carolina Win: March 7, 2009 (Lightning 3 vs. Carolina 9)
Last Tie: Nov. 23, 2003 (Lightning 0 @ Carolina 0)
Last Lightning Overtime Win: April 15, 2006 (Lightning 3 vs. Carolina 2)
Last Carolina Overtime Win: Nov. 16, 2008 (Lightning 2 @ Carolina 3)
Last Lightning Shootout Win: Jan. 20, 2007 (Lightning 6 @ Carolina 5)
Last Carolina Shootout Win: Nov. 16, 2008 (Lightning 2 @ Carolina 3)
Last Lightning Shutout: Feb. 1, 2007 (Lightning 4 @ Carolina 0)
Last Carolina Shutout: Nov. 23, 2003 (Lightning 0 @ Carolina 0)
Last Lightning Win at Home: March 29, 2008 (Lightning 2 vs. Carolina 1)
Last Carolina Win at Home: Feb. 20, 2009 (Lightning 1 @ Carolina 4)
Last Lightning Win at Carolina: Nov. 9, 2007 (Lightning 5 @ Carolina 1)
Last Carolina Win at Tampa Bay: March 7, 2009 (Lightning 3 vs. Carolina 9)
Most Goals by Lightning: 6, Nov. 14, 2007 (Lightning 6 vs. Carolina 1)
Most Goals by Carolina: 9, March 7, 2009 (Lightning 3 vs. Carolina 9)
Most Goals by Both Teams: 12, March 7, 2009 (Lightning 3 vs. Carolina 9)
Last Lightning Hat Trick: Vincent Lecavalier, Nov. 14, 2007 (Lightning 6 vs. Carolina 1)
Last Carolina Hat Trick: Eric Staal, March 7, 2009 (Lightning 3 vs. Carolina 9)

ALL-TIME SERIES:

	Overall								Home								Road							
SEASON	GP	W	L	T	OTL	PTS	GF	GA	GP	W	L	T	OTL	PTS	GF	GA	GP	W	L	T	OTL	PTS	GF	GA
2008-09	6	0	4	-	2	2	13	25	3	0	2	-	1	1	8	16	3	0	2	-	1	1	5	9
2007-08	8	4	4	-	0	8	22	23	4	3	1	-	0	6	11	7	4	1	3	-	0	2	11	16
2006-07	8	5	3	-	0	10	28	24	4	2	2	-	0	4	11	11	4	3	1	-	0	6	17	13
2005-06	8	5	2	-	1	11	32	25	4	4	0	-	0	8	18	11	4	1	2	-	1	3	14	14
2004-05	Did Not Play																							
2003-04	6	3	1	2	0	8	15	15	3	2	1	0	0	4	10	12	3	1	0	2	0	4	5	3
2002-03	5	3	0	2	0	8	13	6	2	2	0	0	0	4	8	2	3	1	0	2	0	4	5	4
2001-02	5	2	3	0	0	4	11	10	3	1	2	0	0	2	5	6	2	1	1	0	0	2	6	4
2000-01	5	2	2	0	1	5	13	16	2	2	0	0	0	4	4	2	3	0	2	0	1	1	9	14
1999-00	5	1	3	1	0	3	12	18	3	1	1	1	0	3	8	10	2	0	2	0	0	0	4	8
1998-99	5	0	2	3	-	3	14	16	2	0	1	1	-	1	4	5	3	0	1	2	-	2	10	11
1997-98	4	1	2	1	-	3	9	10	2	1	1	0	-	2	6	5	2	0	1	1	-	1	3	5
1996-97	4	0	4	0	-	0	11	19	2	0	2	0	-	0	5	11	2	0	2	0	-	0	6	8
1995-96	4	2	1	1	-	5	12	12	2	1	0	1	-	3	6	4	2	1	1	0	-	2	6	8
1994-95	4	3	1	0	-	6	11	6	2	2	0	0	-	4	6	3	2	1	1	0	-	2	5	3
1993-94	4	2	2	0	-	4	13	13	2	2	0	0	-	4	8	3	2	0	2	0	-	0	5	10
1992-93	2	0	2	0	-	0	4	7	1	0	1	0	-	0	3	4	1	0	1	0	-	0	1	3
Totals	83	33	36	10	4	80	233	245	41	23	14	3	1	50	121	112	42	10	22	7	3	30	112	133

CAROLINA HURRICANES

2008-09 Season Summary
Won: 0 Lost: 4 OT: 2

INDIVIDUAL SCORING TAMPA BAY LIGHTNING

Player	GP	G	A	P	+/-	PIM	PP	SH	GW	GT	EN	S	S%
Lecavalier	6	3	2	5	-3	2	2	0	0	0	0	21	14.3
Prospal	6	2	3	5	0	2	0	0	0	0	0	6	33.3
Recchi	4	2	2	4	1	0	0	0	0	0	0	7	28.6
St.Louis	6	2	1	3	-5	0	0	0	0	0	0	13	15.4
Malone	5	2	1	3	-5	10	0	0	0	0	0	11	18.2
Heward	1	0	2	2	0	2	0	0	0	0	0	0	0
Craig	4	1	0	1	0	0	0	0	0	0	0	6	16.7
Niskala	1	1	0	1	-1	2	1	0	0	0	0	3	33.3
Hall	6	0	1	1	-1	0	0	0	0	0	0	3	0
Pettinger	5	0	1	1	-2	0	0	0	0	0	0	4	0
Stamkos	5	0	1	1	-5	2	0	0	0	0	0	2	0
Eminger	4	0	1	1	-2	6	0	0	0	0	0	7	0
Halpern	4	0	1	1	-2	4	0	0	0	0	0	2	0
Jokinen	3	0	1	1	1	0	0	0	0	0	0	6	0
Downie	2	0	1	1	0	9	0	0	0	0	0	1	0
Szczechura	2	0	1	1	0	2	0	0	0	0	0	4	0
Vrbata	2	0	1	1	0	4	0	0	0	0	0	7	0
Carle	1	0	1	1	0	4	0	0	0	0	0	3	0
Artyukhin	6	0	0	0	-1	8	0	0	0	0	0	7	0
Krajicek	4	0	0	0	1	2	0	0	0	0	0	3	0
Meszaros	4	0	0	0	-1	4	0	0	0	0	0	7	0
Smaby	4	0	0	0	1	4	0	0	0	0	0	3	0
Murphy	3	0	0	0	-3	0	0	0	0	0	0	0	0
Roberts	3	0	0	0	0	0	0	0	0	0	0	3	0
Gratton	2	0	0	0	-1	2	0	0	0	0	0	1	0
Koci	2	0	0	0	-2	6	0	0	0	0	0	0	0
Lundin	2	0	0	0	-1	0	0	0	0	0	0	2	0
Malik	2	0	0	0	-1	0	0	0	0	0	0	0	0
Melichar	2	0	0	0	-1	0	0	0	0	0	0	4	0
Ranger	2	0	0	0	-2	0	0	0	0	0	0	3	0
Wishart	2	0	0	0	-1	0	0	0	0	0	0	1	0
Karsums	1	0	0	0	-1	0	0	0	0	0	0	1	0
Mihalik	1	0	0	0	0	2	0	0	0	0	0	1	0
Welch	1	0	0	0	-2	0	0	0	0	0	0	1	0

Power Play: 3-26 (11.5%)
Penalty Kill: 27-34 (79.4%)

INDIVIDUAL SCORING CAROLINA HURRICANES

Player	GP	G	A	P	+/-	PIM	PP	SH	GW	GT	EN	S	S%
Staal	6	8	3	11	7	4	0	1	2	0	0	33	24.2
Brind'Amour	6	3	4	7	1	2	2	0	0	0	0	11	27.3
Ruutu	6	2	5	7	4	4	1	0	0	0	0	18	11.1
Pitkanen	5	1	6	7	4	2	0	0	1	0	0	18	5.6
Samsonov	6	0	5	5	2	2	0	0	0	0	0	11	0
Whitney	6	0	5	5	1	2	0	0	0	0	0	11	0
Corvo	6	3	1	4	3	2	2	0	1	0	0	10	30
Cullen	6	2	2	4	2	4	1	0	0	0	0	15	13.3
Cole	1	0	4	4	2	0	0	0	0	0	0	1	0
Larose	6	2	1	3	4	2	0	1	0	0	0	11	18.2
Seidenberg	5	0	3	3	0	0	0	0	0	0	0	11	0
Williams	2	1	1	2	2	2	1	0	0	0	0	6	16.7
Babchuk	5	1	0	1	4	2	0	0	0	0	0	11	9.1
Brookbank	2	1	0	1	1	2	0	0	0	0	0	1	100
Jokinen	1	1	0	1	0	0	0	0	1	0	0	1	100
Gleason	6	0	1	1	2	4	0	0	0	0	0	7	0
Wallin	5	0	1	1	2	8	0	0	0	0	0	0	0
Sutter	4	0	1	1	0	0	0	0	0	0	0	4	0
Walker	2	0	1	1	0	2	0	0	0	0	0	4	0
Bayda	5	0	0	0	-1	2	0	0	0	0	0	6	0
Eaves	5	0	0	0	-1	2	0	0	0	0	0	12	0
Kaberle	3	0	0	0	0	0	0	0	0	0	0	3	0
Ryan	3	0	0	0	-1	0	0	0	0	0	0	4	0
Conboy	2	0	0	0	0	5	0	0	0	0	0	1	0
Dwyer	1	0	0	0	0	0	0	0	0	0	0	1	0
Helminen	1	0	0	0	0	0	0	0	0	0	0	2	0
Lacouture	1	0	0	0	-1	0	0	0	0	0	0	0	0
Rodney	1	0	0	0	0	0	0	0	0	0	0	0	0

Power Play: 7-34 (20.6%)
Penalty Kill: 23-26 (88.5%)

GOALS

Goals by Period	1st	2nd	3rd	OT	Total
LIGHTNING	7	3	3	0	13
HURRICANES	6	13	5	1	25

SHOTS

Shots by Period	1st	2nd	3rd	OT	Total
LIGHTNING	49	53	37	4	143
HURRICANES	71	72	62	8	213

LIGHTNING GOALTENDING

Goalie	GP	Min	W-L-OT	SO	GA	SA	SV	GAA	SV%
Smith	4	246	0-2-2	0	12	135	123	2.92	.911
McKenna	2	90	0-1-0	0	7	56	49	4.67	.875
Ramo	1	30	0-1-0	0	6	22	16	12.09	.727

HURRICANES GOALTENDING

Goalie	GP	Min	W-L-OT	SO	GA	SA	SV	GAA	SV%
Ward	5	304	5-0-0	0	10	114	104	1.97	.912
Leighton	1	65	1-0-0	0	3	29	26	2.79	.897

at TAMPA BAY LIGHTNING

Date	Team	Opponent	Attend	Goaltenders	W Goal
07 Mar '09	Lightning 3	Hurricanes 9	15,692	McKenna, Ramo vs Ward	Joseph Corvo
03 Jan '09	Lightning 2	Hurricanes 3	15,873	Smith vs Ward	Joni Pitkanen
11 Oct '08*	Lightning 3	Hurricanes 4	18,552	Smith vs Leighton	Eric Staal

at CAROLINA HURRICANES

Date	Team	Opponent	Attend	Goaltenders	W Goal
20 Feb '09	Lightning 1	Hurricanes 4	17,711	McKenna vs Ward	Jussi Jokinen
29 Jan '09	Lightning 2	Hurricanes 3	16,405	Smith vs. Ward	Eric Staal
16 Nov '08**	Lightning 2	Hurricanes 3	13, 781	Smith vs. Ward	Tuomo Ruutu

* - Overtime ** - Shootout

2009-10 SCHEDULE

Date	Site	Time
Sunday, December 13	**Chicago**	**7 p.m.**

SERIES INFORMATION

Last Lightning Win: **Dec. 2, 2005 (Lightning 3 vs. Chicago 2)**
Last Chicago Win: **Feb. 17, 2009 (Lightning 3 vs. Chicago 5)**
Last Tie: **Jan. 18, 2002 (Lightning 2 vs. Chicago 2)**
Last Lightning Overtime Win: **None**
Last Chicago Overtime Win: **Nov. 9, 2002 (Lightning 2 vs. Chicago 3)**
Last Lightning Shootout Win: **Dec. 2, 2005 (Lightning 3 @ Chicago 2)**
Last Chicago Shootout Win: **None**
Last Lightning Shutout: **Mar. 14, 1998 (Lightning 1 vs. Chicago 0)**
Last Chicago Shutout: **Jan. 4, 2002 (Lightning 0 @ Chicago 2)**
Last Lightning Win at Home: **Dec. 2, 2005 (Lightning 3 vs. Chicago 2)**
Last Chicago Win at Home: **Nov. 28, 2007 (Lightning 1 @ Chicago 5)**
Last Lightning Win at Chicago: **Mar. 3, 2004 (Lightning 5 @ Chicago 3)**
Last Chicago Win at Tampa Bay: **Feb. 17, 2009 (Lightning 3 vs. Chicago 5)**
Most Goals by Lightning: **7, Oct. 7, 1992 (Lightning 7 vs. Chicago 3)**
Most Goals by Chicago: **7, twice, Last: Jan. 7, 2001 (Lightning 4 @Chicago 7)**
Most Goals by Both Teams: **12, Dec. 6, 1998 (Lightning 5 @ Chicago 7)**
Last Lightning Hat Trick: **Steven Stamkos, Feb. 17, 2009 (Lightning 3 vs. Chicago 5)**
Last Chicago Hat Trick: **Tony Amonte, Mar. 12, 2000 (Lightning 1 vs. Chicago 4)**

CHICAGO BLACKHAWKS

1901 W. Madison Street
Chicago, IL 60612

Phone: **(312) 455-7000**
Fax: **(312) 455-7041**
Website: **www.chicagoblackhawks.com**
Team Colors: **Red, White and Black**
Inaugural Season: **1926-27**
Arena: **United Center (20,500)**
Stanley Cup Titles: **3 (1934, 1938, 1961)**
Television: **Comcast Sports Net Chicago**
Radio: **WSCR AM 670**

Lightning Hotel in Chicago: Sutton Place
Phone: 312.266.2100
Fax: 312.266.2103

Chairman: **W. Rockwell "Rocky" Wirtz**
President: **John F. McDonough**
Senior Vice President: **Jay Blunk**
General Manager: **Stan Bowman**
Assistant General Manager: **Kevin Cheveldayoff**
Senior Advisor, Hockey Operations: **Scotty Bowman, Dale Tallon**
Senior Director, Hockey Administration/Assistant to the President: **Al MacIssac**
Director of Team Services: **Tony Ommen**
Head Coach: **Joel Quenneville**
Assistant Coaches: **Mike Haviland, John Torchetti**
Strength and Conditioning Coach: **Paul Goodman**
Goaltending Coach: **Stephane Waite**
Head Trainer: **Michael Gapski**
Assistant Athletic Trainer: **Jeff Thomas**
Massage Therapist: **Pawel Prylinski**
Equipment Manager: **Troy Parchman**
Assistant Equipment Manager: **Clinton Reif**
Equipment Assistant: **Jim Heintzelman**
Director of Media Relations: **Brandon Fabor**
Manager of Media Relations: **Adam Rogowin**
Media Relations Coordinator: **Paul Kennedy**
Media Relations Phone: **(312) 455-7000**
Media Relations Fax: **(312) 455-7041**
Press Box Phone: **(312) 455-4678**

ALL-TIME SERIES:

	Overall								Home								Road							
SEASON	**GP**	**W**	**L**	**T**	**OTL**	**PTS**	**GF**	**GA**	**GP**	**W**	**L**	**T**	**OTL**	**PTS**	**GF**	**GA**	**GP**	**W**	**L**	**T**	**OTL**	**PTS**	**GF**	**GA**
2008-09	1	0	1	-	0	0	3	5	1	0	1	-	0	0	3	5	-	-	-	-	-	-	-	-
2007-08	1	0	1	-	0	0	1	5	-	-	-	-	-	-	-	-	1	0	1	-	0	0	1	5
2006-07	-	-	-	-	-	-	-	-	-	-	-	-	-	-	-	-	-	-	-	-	-	-	-	-
2005-06	1	1	0	-	0	2	3	2	1	1	0	-	0	2	3	2	-	-	-	-	-	-	-	-
2004-05	Did Not Play																							
2003-04	1	1	0	0	0	2	5	3	-	-	-	-	-	-	-	-	1	1	0	0	0	2	5	3
2002-03	2	0	1	0	1	1	3	6	1	0	0	0	1	1	2	3	1	0	1	0	0	0	1	3
2001-02	2	0	1	1	0	1	2	4	1	0	0	1	0	1	2	2	1	0	1	0	0	0	0	2
2000-01	1	0	1	0	0	0	4	7	-	-	-	-	-	-	-	-	1	0	1	0	0	0	4	7
1999-00	2	0	2	0	0	0	2	9	1	0	1	0	0	0	1	4	1	0	1	0	0	0	1	5
1998-99	2	0	1	1	-	1	7	9	1	0	0	1	-	1	2	2	1	0	1	0	-	0	5	7
1997-98	2	2	0	0	-	4	5	1	1	1	0	0	-	2	1	0	1	1	0	0	-	2	4	1
1996-97	2	1	0	1	-	3	4	2	1	0	0	1	-	1	2	2	1	1	0	0	-	2	2	0
1995-96	2	2	0	0	-	4	6	1	1	1	0	0	-	2	2	0	1	1	0	0	-	2	4	1
1994-95	-	-	-	-	-	-	-	-	-	-	-	-	-	-	-	-	-	-	-	-	-	-	-	-
1993-94	2	1	1	0	-	2	4	4	1	1	0	0	-	2	4	3	1	0	1	0	-	0	0	1
1992-93	7	1	4	2	-	4	19	27	3	1	2	0	-	2	10	12	4	0	2	2	-	2	9	15
Totals	**28**	**9**	**13**	**5**	**1**	**24**	**68**	**85**	**13**	**5**	**4**	**3**	**1**	**14**	**32**	**35**	**15**	**4**	**9**	**2**	**0**	**10**	**36**	**50**

CHICAGO BLACKHAWKS®

2008-09 Season Summary
Won: 0 Lost: 1 OT: 0

INDIVIDUAL SCORING TAMPA BAY LIGHTNING

Player	GP	G	A	P	+/-	PIM	PP	SH	GW	GT	EN	S	S%
Stamkos	1	3	0	3	0	0	2	0	0	0	0	3	100
Prospal	1	0	2	2	0	2	0	0	0	0	0	0	0
Eminger	1	0	1	1	-1	2	0	0	0	0	0	0	0
Krajicek	1	0	1	1	-1	4	0	0	0	0	0	1	0
Melichar	1	0	1	1	1	0	0	0	0	0	0	0	0
Roberts	1	0	1	1	0	2	0	0	0	0	0	0	0
Craig	1	0	0	0	0	0	0	0	0	0	0	2	0
Downie	1	0	0	0	0	17	0	0	0	0	0	1	0
Hall	1	0	0	0	0	5	0	0	0	0	0	1	0
Halpern	1	0	0	0	0	0	0	0	0	0	0	1	0
Lecavalier	1	0	0	0	-2	0	0	0	0	0	0	6	0
Malone	1	0	0	0	-1	0	0	0	0	0	0	2	0
Murphy	1	0	0	0	-2	0	0	0	0	0	0	0	0
Pettinger	1	0	0	0	0	0	0	0	0	0	0	1	0
Recchi	1	0	0	0	0	0	0	0	0	0	0	1	0
Smaby	1	0	0	0	-1	0	0	0	0	0	0	0	0
St. Louis	1	0	0	0	-2	0	0	0	0	0	0	3	0
Wishart	1	0	0	0	0	0	0	0	0	0	0	1	0

Power Play: 2-6 (33.3%)
Penalty Kill: 3-5 (60.0%)

INDIVIDUAL SCORING CHICAGO BLACKHAWKS

Player	GP	G	A	P	+/-	PIM	PP	SH	GW	GT	EN	S	S%
Toews	1	2	1	3	2	2	1	0	0	0	0	3	66.7
Kane	1	1	2	3	1	0	1	0	0	0	0	7	14.3
Keith	1	1	1	2	3	0	0	0	0	0	0	3	33.3
Havlat	1	0	2	2	2	0	0	0	0	0	0	4	0
Bolland	1	1	0	1	1	0	0	0	1	0	0	3	33.3
Barker	1	0	1	1	0	0	0	0	0	0	0	4	0
Brouwer	1	0	1	1	1	2	0	0	0	0	0	5	0
Campbell	1	0	1	1	0	2	0	0	0	0	0	1	0
Seabrook	1	0	1	1	3	0	0	0	0	0	0	1	0
Adams	1	0	0	0	0	4	0	0	0	0	0	0	0
Burish	1	0	0	0	0	5	0	0	0	0	0	2	0
Byfuglien	1	0	0	0	-1	7	0	0	0	0	0	1	0
Eager	1	0	0	0	0	0	0	0	0	0	0	1	0
Fraser	1	0	0	0	0	0	0	0	0	0	0	0	0
Ladd	1	0	0	0	0	2	0	0	0	0	0	6	0
Versteeg	1	0	0	0	-1	0	0	0	0	0	0	3	0
Walker	1	0	0	0	-1	0	0	0	0	0	0	2	0
Wisniewski	1	0	0	0	-1	0	0	0	0	0	0	3	0

Power Play: 2-5 (40.0%)
Penalty Kill: 4-6 (66.7%)

at TAMPA BAY LIGHTNING

Date	Team	Opponent	Attend	Goaltenders	W Goal
17 Feb '09	Lightning 3	Blackhawks 5	15,431	Ramo vs Huet	Dave Bolland

at CHICAGO BLACKHAWKS

Date	Team	Opponent	Attend	Goaltenders	W Goal
			No games		

* - Overtime ** - Shootout

GOALS

Goals by Period	1st	2nd	3rd	OT	Total
LIGHTNING	1	2	0	0	3
BLACKHAWKS	1	1	3	0	5

SHOTS

Shots by Period	1st	2nd	3rd	OT	Total
LIGHTNING	3	13	7	0	23
BLACKHAWKS	19	15	15	0	49

LIGHTNING GOALTENDING

Goalie	GP	Min	W-L-OT	SO	GA	SA	SV	GAA	SV%
Ramo	1	59	0-1-1	0	5	49	44	5.12	.898

BLACKHAWKS GOALTENDING

Goalie	GP	Min	W-L-OT	SO	GA	SA	SV	GAA	SV%
Huet	1	60	1-0-0	0	3	23	20	3.01	.870

COLORADO AVALANCHE

1000 Chopper Circle
Denver, CO 80204

Phone: (303) 405-1100
Fax: (303) 893-0614
Website: www.avalanche.nhl.com
Team Colors: Burgundy, Silver, Blue and Black
Inaugural Season: 1979-80 (Moved from Quebec in 1995-96)
Arena: Pepsi Center (18,007)
Stanley Cup Titles: 2 (1996, 2001)
Television: Altitude Sports & Entertainment Network
Radio: Altitude Radio Network KKFN AM 950

Lightning Hotel in Colorado: J.W. Marriott
Phone: (303) 316-2700
Fax: (303) 316-4697

Owner & Governor: E. Stanley Kroenke
President & Alternate Governor: Pierre Lacroix
General Manager: Greg Sherman
Vice President of Hockey Operations: Craig Billington
Director of Player Personnel: Brad Smith
Executive Director of Hockey Administration: Charlotte Grahame
Head Coach: Joe Sacco
Assistant Coaches: Sylvain Lefebvre, Steve Konowalchuk
Strength and Conditioning Coach: Paul Goldberg
Head Athletic Trainer: Matthew Sokolowski
Assistant Athletic Trainer/Physical Therapist: Scott Woodward
Massage Therapist: Gregorio Pradera
Head Equipment Manager: Mark Miller
Inventory Manager: Wayne Flemming
Assistant Equipment Managers: Cliff Halstead, Kurt Harvey
Senoir Vice President, Communications & Business Operations: Jean Martineau
Director of Communications: Damen Zier
Director of Media Services/Internet: Brendan McNicholas
Media Relations Phone: (303) 405-1100
Media Relations Fax: (303) 893-0614
Press Box Phone: (303) 575-1926

2009-10 SCHEDULE

Date	Site	Time
Monday, November 30	Tampa Bay	7:30 p.m.
Friday, December 11	Colorado	9 p.m.

SERIES INFORMATION

Last Lightning Win: Mar. 1, 2004 (Lightning 3 @ Colorado 0)
Last Colorado Win: Dec. 18, 2008 (Lightning 1 vs. Colorado 2)
Last Tie: Dec. 11, 2000 (Lightning 2 @ Colorado 2)
Last Lightning Overtime Win: Jan. 21, 1997 (Lightning 3 vs. Colorado 2)
Last Colorado Overtime Win: Jan. 19, 2004 (Lightning 4 vs. Colorado 5)
Last Lightning Shootout Win: None
Last Colorado Shootout Win: Dec. 18, 2008 (Lightning 1 vs. Colorado 2)
Last Lightning Shutout: Mar. 1, 2004 (Lightning 3 @ Colorado 0)
Last Colorado Shutout: Jan. 15, 2008 (Lightning 0 vs. Colorado 3)
Last Lightning Win at Home: Mar. 7, 2003 (Lightning 4 vs. Colorado 3)
Last Colorado Win at Home: Nov. 29, 2008 (Lightning 3 @ Colorado 4)
Last Lightning Win at Colorado: Mar. 1, 2004 (Lightning 3 @ Colorado 0)
Last Colorado Win at Tampa Bay: Dec. 18, 2008 (Lightning 1 vs. Colorado 2)
Most Goals by Lightning: 5, Apr. 14, 1994 (Lightning 5 vs. Quebec 2)
Most Goals by Colorado: 8, three times, last: Nov. 13, 1998 (Lightning 1 @ Colorado 8)
Most Goals by Both Teams: 10, twice, last: Mar. 1, 1995 (Lightning 2 @ Quebec 8)
Last Lightning Hat Trick: None
Last Colorado Hat Trick: Uwe Krupp, Mar. 1, 1995 (Lightning 2 @ Quebec 8)

ALL-TIME SERIES:

	Overall								Home								Road							
SEASON	GP	W	L	T	OTL	PTS	GF	GA	GP	W	L	T	OTL	PTS	GF	GA	GP	W	L	T	OTL	PTS	GF	GA
2008-09	2	0	1	-	1	1	4	5	1	0	0	-	1	1	1	1	1	0	1	-	0	0	3	4
2007-08	1	0	1	-	0	0	0	3	1	0	1	-	0	0	0	3	-	-	-	-	-	-	-	-
2006-07	1	0	1	-	0	0	2	4	-	-	-	-	-	-	-	-	1	0	1	-	0	0	2	4
2005-06	-	-	-	-	-	-	-	-	-	-	-	-	-	-	-	-	-	-	-	-	-	-	-	-
2004-05	Did Not Play																							
2003-04	2	1	0	0	1	3	7	5	1	0	0	0	1	1	4	5	1	1	0	0	0	2	3	0
2002-03	1	1	0	0	0	2	4	3	1	1	0	0	0	2	4	3	-	-	-	-	-	-	-	-
2001-02	1	0	1	0	0	0	1	2	-	-	-	-	-	-	-	-	1	0	1	0	0	0	1	2
2000-01	2	0	1	1	0	1	2	4	1	0	1	0	0	0	0	2	1	0	0	1	0	1	2	2
1999-00	1	0	1	0	0	0	1	4	-	-	-	-	-	-	-	-	1	0	1	0	0	0	1	4
1998-99	2	1	1	0	-	2	3	9	1	1	0	0	-	2	2	1	1	0	1	0	-	0	1	8
1997-98	2	1	0	1	-	3	5	4	1	0	0	1	-	1	3	3	1	1	0	0	-	2	2	1
1996-97	2	1	1	0	-	2	5	6	1	1	0	0	-	2	3	2	1	0	1	0	-	0	2	4
1995-96	2	1	0	1	-	3	8	6	1	1	0	0	-	2	4	2	1	0	0	1	-	1	4	4
1994-95	3	1	2	0	-	2	8	14	1	1	0	0	-	2	5	2	2	0	2	0	-	0	3	12
1993-94	4	3	1	0	-	6	15	14	2	2	0	0	-	4	9	5	2	1	1	0	-	2	6	9
1992-93	3	1	2	0	-	2	8	11	2	1	1	0	-	2	5	7	1	0	1	0	-	0	3	4
Totals	29	11	13	3	2	27	73	94	14	8	3	1	2	19	40	36	15	3	10	2	0	8	33	58

2008-09 Season Summary
Won: 0 Lost: 1 OT: 1

INDIVIDUAL SCORING TAMPA BAY LIGHTNING

Player	GP	G	A	P	+/-	PIM	PP	SH	GW	GT	EN	S	S%
Lecavalier	2	1	1	2	1	2	0	0	0	0	0	6	16.7
Malone	2	1	1	2	1	2	1	0	0	0	0	4	25
Stamkos	2	1	1	2	-1	2	1	0	0	0	0	3	33.3
Eminger	2	0	2	2	0	2	0	0	0	0	0	2	0
Halpern	1	1	0	1	0	0	0	0	0	0	0	2	50
Meszaros	2	0	1	1	0	0	0	0	0	0	0	5	0
Ranger	2	0	1	1	0	2	0	0	0	0	0	3	0
Malik	1	0	1	1	1	2	0	0	0	0	0	1	0
Craig	2	0	0	0	0	0	0	0	0	0	0	0	0
Hall	2	0	0	0	0	0	0	0	0	0	0	4	0
Jokinen	2	0	0	0	-1	0	0	0	0	0	0	2	0
Krajicek	2	0	0	0	-2	4	0	0	0	0	0	1	0
Prospal	2	0	0	0	-2	2	0	0	0	0	0	5	0
Recchi	2	0	0	0	-3	0	0	0	0	0	0	4	0
St.Louis	2	0	0	0	1	0	0	0	0	0	0	8	0
Downie	1	0	0	0	0	5	0	0	0	0	0	0	0
Heward	1	0	0	0	0	0	0	0	0	0	0	1	0
Hutchinson	1	0	0	0	-2	0	0	0	0	0	0	1	0
Lundin	1	0	0	0	-1	0	0	0	0	0	0	0	0
Pettinger	1	0	0	0	0	0	0	0	0	0	0	3	0
Roberts	1	0	0	0	-2	0	0	0	0	0	0	1	0
Szczechura	1	0	0	0	1	0	0	0	0	0	0	2	0
Vrbata	1	0	0	0	-1	0	0	0	0	0	0	0	0

Power Play: 2-7 (28.6%)
Penalty Kill: 8-9 (88.9%)

INDIVIDUAL SCORING COLORADO AVALANCHE

Player	GP	G	A	P	+/-	PIM	PP	SH	GW	GT	EN	S	S%
Svatos	1	0	3	3	2	0	0	0	0	0	0	4	0
Wolski	2	2	0	2	1	0	0	0	0	0	0	6	33.3
Arnason	2	0	2	2	1	2	0	0	0	0	0	4	0
Jones	2	1	0	1	0	0	0	0	1	0	0	3	33.3
Leopold	2	1	0	1	1	0	1	0	0	0	0	1	100
Stastny	2	1	0	1	0	0	0	0	0	0	0	8	12.5
Clark	2	0	1	1	1	0	0	0	0	0	0	1	0
Hejduk	2	0	1	1	0	0	0	0	0	0	0	7	0
Smyth	2	0	1	1	0	2	0	0	0	0	0	5	0
McCormick	1	0	1	1	1	6	0	0	0	0	0	0	0
Hannan	2	0	0	0	0	2	0	0	0	0	0	6	0
Hensick	2	0	0	0	0	0	0	0	0	0	0	2	0
Laperriere	2	0	0	0	0	0	0	0	0	0	0	4	0
Liles	2	0	0	0	1	0	0	0	0	0	0	4	0
McLeod	2	0	0	0	1	5	0	0	0	0	0	1	0
Salei	2	0	0	0	-1	0	0	0	0	0	0	4	0
Foote	1	0	0	0	0	0	0	0	0	0	0	0	0
Guite	1	0	0	0	0	0	0	0	0	0	0	0	0
Stewart	1	0	0	0	0	0	0	0	0	0	0	3	0
Tjarnqvist	1	0	0	0	2	0	0	0	0	0	0	0	0
Tucker	1	0	0	0	0	0	0	0	0	0	0	0	0
Willsie	1	0	0	0	0	4	0	0	0	0	0	3	0

Power Play: 1-9 (11.1%)
Penalty Kill: 5-7 (71.4%)

at TAMPA BAY LIGHTNING

Date	Team	Opponent	Attend	Goaltenders	W Goal
18 Dec '08**	Lightning 1	Avalanche 2	16,333	Smith vs Raycroft	Milan Hejduk

at COLORADO AVALANCHE

Date	Team	Opponent	Attend	Goaltenders	W Goal
29 Nov '08	Lightning 3	Avalanche 4	18,007	Kolzig, Smith vs. Raycroft	David Jones

* - Overtime ** - Shootout

GOALS

Goals by Period	1st	2nd	3rd	OT	Total
LIGHTNING	0	2	2	0	4
AVALANCHE	4	0	1	0	5

SHOTS

Shots by Period	1st	2nd	3rd	OT	Total
LIGHTNING	18	17	20	3	58
THRASHERS	17	25	22	2	66

LIGHTNING GOALTENDING

Goalie	GP	Min	W-L-OT	SO	GA	SA	SV	GAA	SV%
Smith	2	104	0-1-1	0	2	56	54	1.15	.964
Kolzig	1	20	0-0-0	0	3	10	7	9.00	.700

AVALANCHE GOALTENDING

Goalie	GP	Min	W-L-OT	SO	GA	SA	SV	GAA	SV%
Raycroft	2	125	2-0-0	0	4	58	54	1.92	.931

COLUMBUS BLUE JACKETS

200 W. Nationwide Blvd.
Columbus, OH 43215

Phone: (614) 246-4625
Fax: (614) 246-4007
Website: www.bluejackets.com
Team Colors: Red, White, Capital Blue
Inaugural Season: 2000-01
Arena: Nationwide Arena (18,144)
Stanley Cup Titles: None
Television: FSN Ohio
Radio: WBNS-AM 1460, WWCD-FM 101.1

Lightning Hotel in Columbus: The Lofts Hotel
Phone: 614.461.2663
Fax: 614.461.2630

Majority Owner/Governor: John P. McConnell
President/Alternate Governor: Mike Priest
General Manager: Scott Howson
Assistant General Manager: Chris MacFarland
Director of Hockey Operations and Player Personnel: Don Boyd
Head Coach: Ken Hitchcock
Assistant Coaches: Gary Agnew, Gord Murphy, Claude Noel
Goaltending Coach: Dave Rook
Strength and Conditioning Coach: Barry Brennan
Development Coach: Tyler Wright
Video Coordinator: Dan Singleton
Head Athletic Trainer: Mike Vogt
Equipment Manager: Tim LeRoy
Assistant Equipment Manager: Jamie Healy
Equipment Assistant: Jason Stypinski
Vice President of Public Relations: Todd Sharrock
Director of Communications: Karen Davis
Manager of Communications: Ryan Holtmann
Manager of Multimedia: Ryan Mulcrone
Media Relations Phone: (614) 246-4625
Media Relations Fax: (614) 246-4302
Press Box Phone: (614) 246-3251/52

2009-10 SCHEDULE

Date	Site	Time
Tuesday, March 30	Columbus	7 p.m.

SERIES INFORMATION

Last Lightning Win: Mar. 24, 2009 (Lightning 2 vs. Columbus 1)
Last Columbus Win: Mar. 9, 2008 (Lightning 3 @ Columbus 5)
Last Tie: Oct. 23, 2002 (Lightning 2 @ Columbus 2)
Last Lightning Overtime Win: Mar. 24, 2009 (Lightning 2 vs. Columbus 1)
Last Columbus Overtime Win: None
Last Lightning Shootout Win: None
Last Columbus Shootout Win: None
Last Lightning Shutout: Oct. 23, 2003 (Lightning 1 @ Columbus 0)
Last Columbus Shutout: Jan. 2, 2004 (Columbus 2 @ Lightning 0)
Last Lightning Win at Home: Mar. 24, 2009 (Lightning 2 vs. Columbus 1)
Last Columbus Win at Home: Mar. 9, 2008 (Lightning 3 @ Columbus 5)
Last Lightning Win at Columbus: Oct. 23, 2003 (Lightning 1 @ Columbus 0)
Last Columbus Win at Tampa Bay: Jan. 2, 2004 (Lightning 0 vs. Columbus 2)
Most Goals by Lightning: 4, Mar. 10, 2001 (Lightning 4 vs. Columbus 1)
Most Goals by Columbus: 5, Mar. 9, 2008 (Lightning 3 @ Columbus 5)
Most Goals by Both Teams: 8, Mar. 9, 2008 (Lightning 3 @ Columbus 5)
Last Lightning Hat Trick: None
Last Columbus Hat Trick: None

ALL-TIME SERIES:

	Overall								Home								Road							
SEASON	GP	W	L	T	OTL	PTS	GF	GA	GP	W	L	T	OTL	PTS	GF	GA	GP	W	L	T	OTL	PTS	GF	GA
2008-09	1	1	0	-	0	2	2	1	1	1	0	-	0	2	2	1	-	-	-	-	-	-	-	-
2007-08	1	0	1	-	0	0	3	5	-	-	-	-	-	-	-	-	1	0	1	-	0	0	3	5
2006-07	-	-	-	-	-	-	-	-	-	-	-	-	-	-	-	-	-	-	-	-	-	-	-	-
2005-06	1	1	0	-	0	2	4		2	1	1	0	-	0	2	4	2	-	-	-	-	-	-	-
2004-05										Did Not Play														
2003-04	2	1	1	0	0	2	1	2	1	0	1	0	0	0	0	2	1	1	0	0	0	2	1	0
2002-03	1	0	0	1	0	1	2	2	-	-	-	-	-	-	-	-	1	0	0	1	0	1	2	2
2001-02	1	1	0	0	0	2	1	0	1	1	0	0	0	2	1	0	0	0	0	0	0	0	0	0
2000-01	2	1	1	0	0	2	5	4	1	1	0	0	0	2	4	1	1	0	1	0	0	0	1	3
Totals	9	5	3	1	0	11	18	16	5	4	1	0	0	8	11	6	4	1	2	1	0	3	7	10

COLUMBUS BLUE JACKETS

2008-09 Season Summary
Won: 1 Lost: 0 OT: 0

INDIVIDUAL SCORING TAMPA BAY LIGHTNING

Player	GP	G	A	P	+/-	PIM	PP	SH	GW	GT	EN	S	S%
Stamkos	1	0	2	2	0	0	0	0	0	0	0	0	0
Malone	1	1	0	1	-1	0	1	0	0	0	0	1	100
St.Louis	1	1	0	1	0	0	0	0	1	0	0	3	33.3
Lashoff	1	0	1	1	0	0	0	0	0	0	0	0	0
Petiot	1	0	1	1	-1	2	0	0	0	0	0	3	0
Artyukhin	1	0	0	0	0	0	0	0	0	0	0	1	0
Craig	1	0	0	0	0	0	0	0	0	0	0	2	0
Hall	1	0	0	0	0	0	0	0	0	0	0	0	0
Halpern	1	0	0	0	0	0	0	0	0	0	0	0	0
Karsums	1	0	0	0	0	0	0	0	0	0	0	2	0
Koci	1	0	0	0	0	2	0	0	0	0	0	0	0
Krajicek	1	0	0	0	1	0	0	0	0	0	0	0	0
Lecavalier	1	0	0	0	0	0	0	0	0	0	0	0	0
Melichar	1	0	0	0	0	2	0	0	0	0	0	1	0
Pettinger	1	0	0	0	0	0	0	0	0	0	0	1	0
Prospal	1	0	0	0	0	0	0	0	0	0	0	2	0
Smaby	1	0	0	0	0	0	0	0	0	0	0	1	0
Welch	1	0	0	0	0	0	0	0	0	0	0	0	0

Power Play: 1-1 (100.0%)
Penalty Kill: 3-3 (100.0%)

INDIVIDUAL SCORING COLUMBUS BLUE JACKETS

Player	GP	G	A	P	+/-	PIM	PP	SH	GW	GT	EN	S	S%
Hejda	1	1	0	1	1	2	0	0	0	0	0	1	100
Williams	1	0	1	1	0	0	0	0	0	0	0	3	0
Boll	1	0	0	0	0	0	0	0	0	0	0	2	0
Commodore	1	0	0	0	1	0	0	0	0	0	0	1	0
Dorsett	1	0	0	0	0	0	0	0	0	0	0	2	0
Huselius	1	0	0	0	1	0	0	0	0	0	0	6	0
Klesla	1	0	0	0	-1	0	0	0	0	0	0	1	0
Malhotra	1	0	0	0	0	0	0	0	0	0	0	0	0
Methot	1	0	0	0	0	0	0	0	0	0	0	0	0
Murray	1	0	0	0	0	0	0	0	0	0	0	1	0
Nash	1	0	0	0	1	0	0	0	0	0	0	9	0
Peca	1	0	0	0	0	0	0	0	0	0	0	1	0
Russell	1	0	0	0	0	0	0	0	0	0	0	1	0
Torres	1	0	0	0	-1	0	0	0	0	0	0	2	0
Tyutin	1	0	0	0	-1	0	0	0	0	0	0	0	0
Umberger	1	0	0	0	0	0	0	0	0	0	0	3	0
Vermette	1	0	0	0	0	0	0	0	0	0	0	0	0
Voracek	1	0	0	0	0	0	0	0	0	0	0	1	0

Power Play: 0-3 (0.0%)
Penalty Kill: 0-1 (0.0%)

at TAMPA BAY LIGHTNING

Date	Team	Opponent	Attend	Goaltenders	W Goal
24 Mar '09*	Lightning 2	Blue Jackets 1	14,454	McKenna vs Mason	Martin St. Louis

at COLUMBUS BLUE JACKETS

Date	Team	Opponent	Attend	Goaltenders	W Goal
			No games		

* - Overtime ** - Shootout

GOALS

Goals by Period	1st	2nd	3rd	OT	Total
LIGHTNING	0	0	1	1	2
BLUE JACKETS	0	0	1	0	1

SHOTS

Shots by Period	1st	2nd	3rd	OT	Total
LIGHTNING	2	5	7	3	17
BLUE JACKETS	9	8	16	1	34

LIGHTNING GOALTENDING

Goalie	GP	Min	W-L-OT	SO	GA	SA	SV	GAA	SV%
McKenna	1	63	1-0-0	0	1	34	33	.95	.971

BLUE JACKETS GOALTENDING

Goalie	GP	Min	W-L-OT	SO	GA	SA	SV	GAA	SV%
Mason	1	63	0-0-1	0	2	17	15	1.90	.882

DALLAS STARS

2601 Avenue of the Stars
Frisco, TX 75034

Phone: (214) 387-5500
Fax: (214) 387-5564
Website: www.dallasstars.com
Team Colors: Green, Gold, Black and White
Inaugural Season: 1967-68 (Moved from Minnesota in 1993-94)
Arena: American Airlines Center (18,532)
Stanley Cup Titles: 1 (1999)
Television: FSN Southwest, My 27
Radio: WBAP 820 AM

Lightning Hotel in Dallas: W Dallas Victory
Phone: (214) 397-4100
Fax: (214)397-4105

Chairman of the Board/Owner: Thomas O. Hicks
President: Jeff Cogen
General Manager: Joe Nieuwendyk
Assistant General Manager: Frank Provenzano
Director of Player Personnel: Dave Taylor
Head Coach: Marc Crawford
Assistant Coaches: Stu Barnes
Goaltending Consultant: Andy Moog
Strength and Conditioning Coach: J.J. McQueen
Assistant Strength and Conditioning Coach: Manny Hernando
Head Athletic Trainer: Dave Zeis
Assistant Athletic Trainer: Craig Lowry
Head Equipment Manager: Steve Sumner
Assistant Equipment Manager: Chris Davidson- Adams
Assistant Vice President, Communications: Rob Scichili
Director of Media Relations: Jason Rademan
Media Relations Phone: (972) 868-2807
Media Relations Fax: (972) 868-2860
Press Box Phone: (972) 665-4600

2009-10 SCHEDULE

Date	Site	Time
Saturday, November 28	Dallas	8:30 p.m

SERIES INFORMATION

Last Lightning Win: Jan. 19, 2009 (Lightning 4 vs. Dallas 2)
Last Dallas Win: Feb. 27, 2007 (Lightning 1 vs. Dallas 2)
Last Tie: Oct. 21, 1996 (Lightning 3 @ Dallas 3)
Last Lightning Overtime Win: None
Last Dallas Overtime Win: Feb. 27, 2007 (Lightning 1 vs. Dallas 2)
Last Lightning Shootout Win: None
Last Dallas Shootout Win: None
Last Lightning Shutout: None
Last Dallas Shutout: Dec. 10, 1997 (Lightning 0 @ Dallas 3)
Last Lightning Win at Home: Jan. 19, 2009 (Lightning 4 vs. Dallas 2)
Last Dallas Win at Home: Nov. 20, 2000 (Lightning 2 @ Dallas 6)
Last Lightning Win at Dallas: Jan. 20, 2006 (Lightning 6 @ Dallas 3)
Last Dallas Win at Tampa Bay: Feb. 27, 2007 (Lightning 1 vs. Dallas 2)
Most Goals by Lightning: 6, Jan. 20, 2006 (Lightning 6 @ Dallas 3)
Most Goals by Dallas: 6, 3 times, last: Nov. 20, 2000 (Lightning 2 @ Dallas 6)
Most Goals by Both Teams: 10, twice, last: Mar. 31, 1999 (Lightning 4 @ Dallas 6)
Last Lightning Hat Trick: None
Last Dallas Hat Trick: None

ALL-TIME SERIES:

	Overall								Home								Road							
SEASON	GP	W	L	T	OTL	PTS	GF	GA	GP	W	L	T	OTL	PTS	GF	GA	GP	W	L	T	OTL	PTS	GF	GA
2008-09	1	1	0	-	0	2	4	2	1	1	0	-	0	2	4	2	-	-	-	-	-	-	-	-
2007-08	-	-	-	-	-	-	-	-	-	-	-	-	-	-	-	-	-	-	-	-	-	-	-	-
2006-07	1	0	0	-	1	1	1	2	1	0	0	-	1	1	1	2	0	0	0	-	0	0	0	0
2005-06	1	1	0	-	0	2	6	3	-	-	-	-	-	-	-	-	1	1	0	-	0	2	6	3
2004-05	Did Not Play																							
2003-04	1	0	1	0	0	0	1	2	1	0	1	0	0	0	1	2	-	-	-	-	-	-	-	-
2002-03	1	1	0	0	0	2	4	1	-	-	-	-	-	-	-	-	1	1	0	0	0	2	4	1
2001-02	1	0	1	0	0	0	1	2	1	0	1	0	0	0	1	2	0	0	0	0	0	0	0	0
2000-01	2	0	2	0	0	0	4	9	1	0	1	0	0	0	2	3	1	0	1	0	0	0	2	6
1999-00	2	1	1	0	0	2	4	5	1	0	1	0	0	0	2	4	1	1	0	0	0	2	2	1
1998-99	2	0	2	0	-	0	5	10	1	0	1	0	-	0	1	4	1	0	1	0	-	0	4	6
1997-98	2	0	2	0	-	0	1	8	1	0	1	0	-	0	1	5	1	0	1	0	-	0	0	3
1996-97	2	0	2	0	-	0	1	6	1	0	1	0	-	0	1	2	1	0	1	0	-	0	0	4
1995-96	2	1	0	1	-	3	7	5	1	1	0	0	-	2	4	2	1	0	0	1	-	1	3	3
1994-95	-	-	-	-	-	-	-	-	-	-	-	-	-	-	-	-	-	-	-	-	-	-	-	-
1993-94	2	0	1	1	-	1	5	6	1	0	0	1	-	1	2	2	1	0	1	0	-	0	3	4
1992-93	7	1	5	1	-	3	14	22	4	0	3	1	-	1	5	11	3	1	2	0	-	2	9	11
Totals	27	6	17	3	1	16	58	83	15	2	10	2	1	7	25	41	12	4	7	1	0	9	33	42

DALLAS

2008-09 Season Summary
Won: 1 Lost: 0 OT: 0

INDIVIDUAL SCORING TAMPA BAY LIGHTNING

Player	GP	G	A	P	+/-	PIM	PP	SH	GW	GT	EN	S	S%
Lecavalier	1	2	1	3	1	0	1	1	1	0	0	5	40
St.Louis	1	0	2	2	2	0	0	0	0	0	0	0	0
Prospal	1	1	0	1	0	0	0	0	0	0	1	2	50
Stamkos	1	1	0	1	1	0	0	0	0	0	0	3	33.3
Downie	1	0	1	1	1	2	0	0	0	0	0	0	0
Jokinen	1	0	1	1	1	0	0	0	0	0	0	2	0
Murphy	1	0	1	1	0	4	0	0	0	0	0	0	0
Recchi	1	0	1	1	-1	2	0	0	0	0	0	1	0
Craig	1	0	0	0	0	2	0	0	0	0	0	1	0
Eminger	1	0	0	0	2	0	0	0	0	0	0	1	0
Hall	1	0	0	0	0	0	0	0	0	0	0	1	0
Halpern	1	0	0	0	0	0	0	0	0	0	0	0	0
Koci	1	0	0	0	1	0	0	0	0	0	0	0	0
Krajicek	1	0	0	0	0	0	0	0	0	0	0	1	0
Malone	1	0	0	0	0	2	0	0	0	0	0	0	0
Meszaros	1	0	0	0	0	2	0	0	0	0	0	2	0
Pettinger	1	0	0	0	0	0	0	0	0	0	0	1	0
Quick	1	0	0	0	1	0	0	0	0	0	0	0	0

Power Play: 1-2 (50.0%)
Penalty Kill: 6-7 (85.7%)

INDIVIDUAL SCORING DALLAS STARS

Player	GP	G	A	P	+/-	PIM	PP	SH	GW	GT	EN	S	S%
Richards	1	1	1	2	0	0	1	0	0	0	0	5	20
Eriksson	1	1	0	1	0	0	0	0	0	0	0	3	33.3
Modano	1	0	1	1	-1	0	0	0	0	0	0	0	0
Parrish	1	0	1	1	0	0	0	0	0	0	0	1	0
Robidas	1	0	1	1	0	0	0	0	0	0	0	1	0
Barch	1	0	0	0	0	0	0	0	0	0	0	0	0
Daley	1	0	0	0	1	0	0	0	0	0	0	1	0
Grossman	1	0	0	0	-1	0	0	0	0	0	0	1	0
Hutchinson	1	0	0	0	-1	0	0	0	0	0	0	0	0
Lehtinen	1	0	0	0	-1	0	0	0	0	0	0	5	0
Lundqvist	1	0	0	0	-1	2	0	0	0	0	0	0	0
Neal	1	0	0	0	0	0	0	0	0	0	0	1	0
Niskanen	1	0	0	0	-1	2	0	0	0	0	0	1	0
Ott	1	0	0	0	-2	0	0	0	0	0	0	3	0
Petersen	1	0	0	0	0	0	0	0	0	0	0	1	0
Ribeiro	1	0	0	0	-2	0	0	0	0	0	0	1	0
Sutherby	1	0	0	0	-1	0	0	0	0	0	0	1	0
Sydor	1	0	0	0	-1	0	0	0	0	0	0	0	0

Power Play: 1-7 (14.3%)
Penalty Kill: 1-2 (50.0%)

at TAMPA BAY LIGHTNING

Date	Team	Opponent	Attend	Goaltenders	W Goal
19 Jan '09	Lightning 4	Stars 2	13,991	Smith vs. Turco	Vincent Lecavalier

at DALLAS STARS

Date	Team	Opponent	Attend	Goaltenders	W Goal
			No Games		

* - Overtime ** - Shootout

GOALS

Goals by Period	1st	2nd	3rd	OT	Total
LLIGHTNING	1	0	3	0	4
STARS	1	1	0	0	2

SHOTS

Shots by Period	1st	2nd	3rd	OT	Total
LIGHTNING	8	3	9	0	20
STARS	12	8	5	0	25

LIGHTNING GOALTENDING

Goalie	GP	Min	W-L-OT	SO	GA	SA	SV	GAA	SV%
Smith	1	60	1-0-0	0	2	25	23	2.00	.920

STARS GOALTENDING

Goalie	GP	Min	W-L-OT	SO	GA	SA	SV	GAA	SV%
Turco	1	59	0-1-0	0	3	19	16	3.05	.842

DETROIT RED WINGS

600 Civic Center Drive
Detroit, MI 48226

Phone: (313) 396-7544
Fax: (313) 567-0296
Website: www.detroitredwings.com
Team Colors: Red and White
Inaugural Season: 1926-27
Arena: Joe Louis Arena (20,066)
Stanley Cup Titles: 11 (1936, 1937, 1943, 1950, 1952, 1954, 1955, 1997, 1998, 2002, 2008)
Television: Fox Sports Net Detroit
Radio: 97.1 FM The Ticket
Lightning Hotel in Detroit: MGM Grand
Phone: (313) 393-7777
Fax: (313) 393-0601

Owner/Governor: Mike Ilitch
Senior Vice President: Christopher Illitch
Executive Vice President/General Manager: Ken Holland
Vice President, Hockey: Steve Yzerman
Vice President/Assistant General Manager: Jim Nill
Director of Hockey Administration: Ryan Martin
Head Coach: Mike Babcock
Assistant Coaches: Paul MacLean, Brad McCrimmon
Video Coach: Keith McKittrick
Goaltending Coach: Jim Bedard
Athletic Therapist: Piet Van Zant
Assistant Athletic Therapist: Russ Baumann
Equipment Manager: Paul Boyer
Assistant Equipment Manager: John Remejes
Senior Director of Communications: John Hahn
Communications Manager: Todd Beam
Public Relations Coordinator: Lisa Hickok
Media Relations Phone: (313) 396-7599
Media Relations Fax: (313) 567-0296
Press Box Phone: (313) 396-7957

2009-10 SCHEDULE

Date	Site	Time
Thursday, December 17	Detroit	7:30 p.m.

SERIES INFORMATION

Last Lightning Win: Jan. 7, 2003 (Lightning 1 vs. Detroit 0)
Last Detroit Win: Nov. 13, 2008 (Lightning 3 vs. Detroit 4)
Last Tie: Mar. 8, 2004 (Lightning 1 @ Detroit 1)
Last Lightning Overtime Win: None
Last Detroit Overtime Win: Feb. 26, 2002 (Lightning 3 vs. Detroit 4)
Last Lightning Shootout Win: None
Last Detroit Shootout Win: None
Last Lightning Shutout: Jan. 7, 2003 (Lightning 1 vs. Detroit 0)
Last Detroit Shutout: Oct. 10, 1997 (Lightning 0 @ Detroit 3)
Last Lightning Win at Home: Jan. 7, 2003 (Lightning 1 vs. Detroit 0)
Last Detroit Win at Home: Nov. 29, 2007 (Lightning 2 @ Detroit 4)
Last Lightning Win at Detroit: Jan. 12, 1994 (Lightning 4 @ Detroit 2)
Last Detroit Win at Tampa Bay: Nov. 13, 2008 (Lightning 3 vs. Detroit 4)
Most Goals by Lightning: 7, Dec. 5, 1992 (Lightning 7 vs. Detroit 9)
Most Goals by Detroit: 10, Nov. 23, 1992 (Lightning 5 @ Detroit 10)
Most Goals by Both Teams: 16, Dec. 5, 1992 (Lightning 7 vs. Detroit 9)
Last Lightning Hat Trick: Wendel Clark, Mar. 19, 1999 (Lightning 3 vs. Detroit 5)
Last Detroit Hat Trick: None

ALL-TIME SERIES:

	Overall								Home								Road							
SEASON	GP	W	L	T	OTL	PTS	GF	GA	GP	W	L	T	OTL	PTS	GF	GA	GP	W	L	T	OTL	PTS	GF	GA
2008-09	1	0	1	-	0	0	3	4	1	0	1	-	0	0	3	4	-	-	-	-	-	-	-	-
2007-08	1	0	1	-	0	0	2	4	-	-	-	-	-	-	-	-	1	0	1	-	0	0	2	4
2006-07	-	-	-	-	-	-	-	-	-	-	-	-	-	-	-	-	-	-	-	-	-	-	-	-
2005-06	1	0	1	-	0	0	3	6	1	0	1	-	0	0	3	6	-	-	-	-	-	-	-	-
2004-05	Did Not Play																							
2003-04	1	0	0	1	0	1	1	1	-	-	-	-	-	-	-	-	1	0	0	1	0	1	1	1
2002-03	2	1	1	0	0	2	3	3	1	1	0	0	0	2	1	0	1	0	1	0	0	0	2	3
2001-02	1	0	0	0	1	1	3	4	1	0	0	0	1	1	3	4	0	0	0	0	0	0	0	0
2000-01	2	1	1	0	0	2	4	5	1	1	0	0	0	2	3	0	1	0	1	0	0	0	1	5
1999-00	2	1	1	0	0	2	4	5	1	1	0	0	0	2	3	2	1	0	1	0	0	0	1	3
1998-99	2	0	2	0	-	0	4	11	1	0	1	0	-	0	3	5	1	0	1	0	-	0	1	6
1997-98	2	0	2	0	-	0	4	8	1	0	1	0	-	0	4	5	1	0	1	0	-	0	0	3
1996-97	2	0	1	1	-	1	5	7	1	0	0	1	-	1	3	3	1	0	1	0	-	0	2	4
1995-96	2	0	2	0	-	0	2	5	1	0	1	0	-	0	2	3	1	0	1	0	-	0	0	2
1994-95	-	-	-	-	-	-	-	-	-	-	-	-	-	-	-	-	-	-	-	-	-	-	-	-
1993-94	3	1	2	0	-	2	8	11	2	0	2	0	-	0	4	9	1	1	0	0	-	2	4	2
1992-93	7	1	6	0	-	2	26	48	4	1	3	0	-	2	17	30	3	0	3	0	-	0	9	18
Totals	29	5	21	2	1	13	72	122	16	4	10	1	1	10	49	71	13	1	11	1	0	3	23	51

Detroit Red Wings®

2008-09 Season Summary
Won: 0 Lost: 1 OT: 0

INDIVIDUAL SCORING TAMPA BAY LIGHTNING

Player	GP	G	A	P	+/-	PIM	PP	SH	GW	GT	EN	S	S%
Jokinen	1	1	0	1	0	0	1	0	0	0	0	1	100
Pettinger	1	1	0	1	1	2	0	0	0	0	0	3	33.3
Recchi	1	1	0	1	0	0	0	0	0	0	0	2	50
Krajicek	1	0	1	1	2	0	0	0	0	0	0	1	0
Meszaros	1	0	1	1	0	0	0	0	0	0	0	0	0
Prospal	1	0	1	1	1	0	0	0	0	0	0	1	0
Ranger	1	0	1	1	-1	2	0	0	0	0	0	1	0
St.Louis	1	0	1	1	1	0	0	0	0	0	0	1	0
Vrbata	1	0	1	1	-1	2	0	0	0	0	0	1	0
Artyukhin	1	0	0	0	0	0	0	0	0	0	0	1	0
Eminger	1	0	0	0	0	0	0	0	0	0	0	1	0
Gratton	1	0	0	0	0	2	0	0	0	0	0	0	0
Hall	1	0	0	0	0	2	0	0	0	0	0	0	0
Lecavalier	1	0	0	0	-1	0	0	0	0	0	0	4	0
Lundin	1	0	0	0	-1	0	0	0	0	0	0	0	0
Malik	1	0	0	0	0	0	0	0	0	0	0	0	0
Roberts	1	0	0	0	0	0	0	0	0	0	0	1	0
Stamkos	1	0	0	0	-1	0	0	0	0	0	0	0	0

Power Play: 1-4 (25.0%)
Penalty Kill: 3-5 (60%)

INDIVIDUAL SCORING DETROIT RED WINGS

Player	GP	G	A	P	+/-	PIM	PP	SH	GW	GT	EN	S	S%
Datsyuk	1	1	1	2	1	0	0	0	0	0	0	4	25
Franzen	1	1	1	2	0	0	0	0	1	0	0	3	33.3
Samuelsson	1	1	1	2	1	0	1	0	0	0	0	3	33.3
Zetterberg	1	1	1	2	1	2	1	0	0	0	0	9	11.1
Hossa	1	0	2	2	0	0	0	0	0	0	0	2	0
Kronwall	1	0	1	1	-2	0	0	0	0	0	0	2	0
Lidstrom	1	0	1	1	1	0	0	0	0	0	0	6	0
Draper	1	0	0	0	-2	0	0	0	0	0	0	2	0
Filppula	1	0	0	0	0	0	0	0	0	0	0	1	0
Holmstrom	1	0	0	0	1	2	0	0	0	0	0	2	0
Hudler	1	0	0	0	0	2	0	0	0	0	0	0	0
Kopecky	1	0	0	0	0	0	0	0	0	0	0	1	0
Lebda	1	0	0	0	1	0	0	0	0	0	0	1	0
Lilja	1	0	0	0	1	0	0	0	0	0	0	0	0
Maltby	1	0	0	0	-1	0	0	0	0	0	0	1	0
McCarty	1	0	0	0	0	0	0	0	0	0	0	0	0
Rafalski	1	0	0	0	0	0	0	0	0	0	0	2	0
Stuart	1	0	0	0	-2	2	0	0	0	0	0	0	0

Power Play: 2-5 (40.0%)
Penalty Kill: 3-4 (75.0%)

at TAMPA BAY LIGHTNING

Date	Team	Opponent	Attend	Goaltenders	W Goal
13 Nov '08	Lightning 3	Red Wings 4	20,544	Kolzig vs. Osgood	Jonah Franzen

at DETROIT RED WINGS

Date	Team	Opponent	Attend	Goaltenders	W Goal
			No games		

* - Overtime ** - Shootout

GOALS

Goals by Period	1st	2nd	3rd	OT	Total
LIGHTNING	2	0	1	0	3
WINGS	0	1	3	0	4

SHOTS

Shots by Period	1st	2nd	3rd	OT	Total
LIGHTNING	6	3	9	0	18
RED WINGS	7	18	14	0	39

LIGHTNING GOALTENDING

Goalie	GP	Min	W-L-OT	SO	GA	SA	SV	GAA	SV%
Kolzig	1	58	0-1-0	0	4	39	35	4.10	.897

RED WINGS GOALTENDING

Goalie	GP	Min	W-L-OT	SO	GA	SA	SV	GAA	SV%
Osgood	1	60	1-0-0	0	3	18	15	3.00	.833

EDMONTON OILERS

Edmonton Oilers Hockey Club
11230-110th Street
Edmonton, AB T5G 3H

Phone: (780) 414-4000
Fax: (780) 409-5848
Website: www.edmontonoilers.com
Team Colors: Midnight Blue, Metallic Copper, Red and White
Inaugural Season: 1979-80
Arena: Rexall Place (16,839)
Stanley Cup Titles: 5 (1984, 1985, 1987, 1988, 1990)
Television: Sportsnet, CBXT, TSN
Radio: 630 CHED AM

Lightning Hotel in Edmonton: Hotel MacDonald
Phone: (780) 424-5181
Fax: (780) 429-6481

Owner/Governor: Daryl A. Katz (Rexall Sports Corp.)
President/Chief Executive Officer: Patrick R. LaForge
President of Hockey Operations: Kevin Lowe
General Manager: Steve Tambellini
Assistant General Manager and Vice President of Hockey Operations: Kevin Prendergast
Assistant General Manager and Director of Hockey Operations/Legal Affairs: Ricky Olczyk
Coordinator of Hockey Operations: James McGregor
Head Coach: Pat Quinn
Associate Coach: Tom Renney
Assistant Coaches: Kelly Buchberger
Skating and Skills Coach: Steve Serdachny
Head Medical Trainer: Ken Lowe
Assistant Medical Trainer: Chris Davie
Head Equipment Manager: Barrie Stafford
Equipment Managers: Lyle Kulchisky, Jeff Lang
Massage Therapist: Steve Lines
Vice President, Communications and Broadcast: Allan Watt
Manager, Communications and Media Relations: J.J. Hebert
Media Relations Phone: (780) 409-3778
Media Relations Fax: (780) 409-5848
Press Box Phone: (780) 409-3780

2009-10 SCHEDULE

Date	Site	Time
Wednesday, December 9	**Tampa Bay**	**7:30 p.m.**

SERIES INFORMATION

Last Lightning Win: Jan. 22, 2008 (Lightning 4 vs. Edmonton 3)
Last Edmonton Win: Feb. 24, 2009 (Lightning 3 @ Edmonton 5)
Last Tie: Dec. 12, 1996 (Lightning 2 vs. Edmonton 2)
Last Lightning Overtime Win: None
Last Edmonton Overtime Win: Mar. 13, 2001 (Lightning 4 vs. Edmonton 5)
Last Lightning Shootout Win: None
Last Edmonton Shootout Win: None
Last Lightning Shutout: Jan. 3, 1996 (Lightning 5 @ Edmonton 0)
Last Edmonton Shutout: Mar. 11, 1998 (Lightning 0 vs. Edmonton 2)
Last Lightning Win at Home: Jan. 22, 2008 (Lightning 4 vs. Edmonton 3)
Last Edmonton Win at Home: Feb. 24, 2009 (Lightning 3 @ Edmonton 5)
Last Lightning Win at Edmonton: March 7, 2007 (Lightning 3 @ Edmonton 1)
Last Edmonton Win at Tampa Bay: Mar. 6, 2002 (Lightning 2 vs. Edmonton 3)
Most Goals by Lightning: 6, Oct. 20, 1992 (Lightning 6 vs. Edmonton 1)
Most Goals by Edmonton: 7, Jan. 28, 2000 (Lightning 3 vs. Edmonton 7)
Most Goals by Both Teams: 10, Jan. 28, 2000 (Lightning 3 vs. Edmonton 7)
Last Lightning Hat Trick: None
Last Edmonton Hat Trick: None

ALL-TIME SERIES:

	Overall								Home								Road							
SEASON	**GP**	**W**	**L**	**T**	**OTL**	**PTS**	**GF**	**GA**	**GP**	**W**	**L**	**T**	**OTL**	**PTS**	**GF**	**GA**	**GP**	**W**	**L**	**T**	**OTL**	**PTS**	**GF**	**GA**
2008-09	1	0	1	-	0	0	3	5	-	-	-	-	-	-	-	-	1	0	1	-	0	0	3	5
2007-08	1	1	0	-	0	2	4	3	1	1	0	-	0	2	4	3	-	-	-	-	-	-	-	-
2006-07	1	1	0	-	0	2	3	1	-	-	-	-	-	-	-	-	1	1	0	-	0	2	3	1
2005-06	-	-	-	-	-	-	-	-	-	-	-	-	-	-	-	-	-	-	-	-	-	-	-	-
2004-05	Did Not Play																							
2003-04	1	1	0	0	0	2	3	2	-	-	-	-	-	-	-	-	1	1	0	0	0	2	3	2
2002-03	1	1	0	0	0	2	3	2	1	1	0	0	0	2	3	2	-	-	-	-	-	-	-	-
2001-02	2	0	2	0	0	0	3	5	1	0	1	0	0	0	2	3	1	0	1	0	0	0	1	2
2000-01	1	0	0	0	1	1	4	5	1	0	0	0	1	1	4	5	-	-	-	-	-	-	-	-
1999-00	2	0	2	0	0	0	4	12	1	0	1	0	0	0	3	7	1	0	1	0	0	0	1	5
1998-99	2	1	1	0	-	2	3	5	1	0	1	0	-	0	1	4	1	1	0	0	-	2	2	1
1997-98	2	0	2	0	-	0	2	6	1	0	1	0	-	0	0	2	1	0	1	0	-	0	2	4
1996-97	2	0	1	1	-	1	3	5	1	0	0	1	-	1	2	2	1	0	1	0	-	0	1	3
1995-96	2	1	1	0	-	2	8	4	1	0	1	0	-	0	3	4	1	1	0	0	-	2	5	0
1994-95	-	-	-	-	-	-	-	-	-	-	-	-	-	-	-	-	-	-	-	-	-	-	-	-
1993-94	2	0	1	1	-	1	6	7	1	0	0	1	-	1	4	4	1	0	1	0	-	0	2	3
1992-93	4	2	2	0	-	4	13	8	2	2	0	0	-	4	9	2	2	0	2	0	-	0	4	6
Totals	**24**	**8**	**13**	**2**	**1**	**19**	**62**	**70**	**12**	**4**	**5**	**2**	**1**	**11**	**35**	**38**	**12**	**4**	**8**	**0**	**0**	**8**	**27**	**32**

2008-09 Season Summary
Won: 0 Lost: 1 OT: 0

INDIVIDUAL SCORING TAMPA BAY LIGHTNING

Player	GP	G	A	P	+/-	PIM	PP	SH	GW	GT	EN	S	S%
Murphy	1	2	0	2	-1	0	1	0	0	0	0	3	66.7
St. Louis	1	0	2	2	1	0	0	0	0	0	0	2	0
Stamkos	1	1	0	1	-1	0	0	0	0	0	0	4	25
Lecavalier	1	0	1	1	0	0	0	0	0	0	0	5	0
Malone	1	0	1	1	1	0	0	0	0	0	0	2	0
Recchi	1	0	1	1	-1	2	0	0	0	0	0	2	0
Artyukhin	1	0	0	0	-2	0	0	0	0	0	0	0	0
Craig	1	0	0	0	-2	0	0	0	0	0	0	1	0
Eminger	1	0	0	0	-1	0	0	0	0	0	0	2	0
Hall	1	0	0	0	-3	0	0	0	0	0	0	2	0
Halpern	1	0	0	0	0	2	0	0	0	0	0	0	0
Koci	1	0	0	0	0	7	0	0	0	0	0	1	0
Malik	1	0	0	0	0	2	0	0	0	0	0	0	0
Melichar	1	0	0	0	-2	4	0	0	0	0	0	0	0
Pettinger	1	0	0	0	-1	0	0	0	0	0	0	2	0
Prospal	1	0	0	0	-1	2	0	0	0	0	0	3	0
Roberts	1	0	0	0	-1	2	0	0	0	0	0	0	0
Smaby	1	0	0	0	-1	0	0	0	0	0	0	0	0

Power Play: 1-3 (33.3%)
Penalty Kill: 6-6 (100%)

INDIVIDUAL SCORING EDMONTON OILERS

Player	GP	G	A	P	+/-	PIM	PP	SH	GW	GT	EN	S	S%
Souray	1	2	0	2	1	2	0	0	0	0	1	7	28.6
Cogliano	1	1	1	2	2	0	0	0	1	0	0	3	33.3
Moreau	1	0	2	2	3	0	0	0	0	0	0	2	0
Cole	1	1	0	1	1	0	0	0	0	0	0	2	50
Strudwick	1	1	0	1	3	0	0	0	0	0	0	2	50
Brodziak	1	0	1	1	0	0	0	0	0	0	0	1	0
Gagner	1	0	1	1	1	4	0	0	0	0	0	2	0
Stortini	1	0	1	1	2	0	0	0	0	0	0	3	0
Gilbert	1	0	0	0	0	0	0	0	0	0	0	3	0
Hemsky	1	0	0	0	-1	0	0	0	0	0	0	4	0
Horcoff	1	0	0	0	-2	0	0	0	0	0	0	5	0
MacIntyre	1	0	0	0	0	5	0	0	0	0	0	0	0
Nilsson	1	0	0	0	2	2	0	0	0	0	0	3	0
Peckham	1	0	0	0	3	2	0	0	0	0	0	2	0
Penner	1	0	0	0	0	0	0	0	0	0	0	2	0
Reddox	1	0	0	0	0	0	0	0	0	0	0	1	0
Smid	1	0	0	0	-1	0	0	0	0	0	0	1	0
Staios	1	0	0	0	0	0	0	0	0	0	0	2	0

Power Play: 0-6 (0.0%)
Penalty Kill: 2-3 (66.7%)

at TAMPA BAY LIGHTNING

Date	Team	Opponent	Attend	Goaltenders	W Goal
			No games		

at EDMONTON OILERS

Date	Team	Opponent	Attend	Goaltenders	W Goal
24 Feb '09	Lightning 3	Oilers 5	16,839	Ramo vs. Roloson	Andrew Cogliano

* - Overtime ** - Shootout

GOALS

Goals by Period	1st	2nd	3rd	OT	Total
LIGHTNING	0	2	1	0	3
OILERS	2	1	2	0	5

SHOTS

Shots by Period	1st	2nd	3rd	OT	Total
LIGHTNING	3	15	11	0	29
OILERS	11	14	20	0	45

LIGHTNING GOALTENDING

Goalie	GP	Min	W-L-OT	SO	GA	SA	SV	GAA	SV%
Ramo	1	59	0-1-0	0	4	44	40	4.09	.909

OILERS GOALTENDING

Goalie	GP	Min	W-L-OT	SO	GA	SA	SV	GAA	SV%
Roloson	1	60	1-0-0	0	3	29	26	3.00	.897

FLORIDA PANTHERS

One Panther Parkway
Sunrise, FL 33323

Phone: (954) 835-7000
Fax: (954) 835-7700
Website: www.floridapanthers.com
Team Colors: Red, Navy Blue, Yellow and Gold
Inaugural Season: 1993-94
Arena: BankAtlantic Center (19,250)
Stanley Cup Titles: None
Television: FOX Sports Net Florida
Radio: Sports Talk 790 AM the Ticket
Lightning Hotel in Florida (Sunrise): Renaissance Plantation
Phone: (954)472-2252
Fax: (954) 308-4600

General Partner and Chairman of the Board/Chief Executive Officer/Governor: Alan Cohen
Vice Chairman/Alternate Governor: Cliff Viner
Limited Partners: Steve Cohen, David Epstein, Dr. Elliot Hahn, H. Wayne Huizenga, Bernie Kosar, Richard C. Lehman, M.D., Al E. Maroone, Michael E. Maroone, James L. Nederlander, Jordan Zimmerman
President/Chief Operating Officer: Michael R. Yormark
General Manager: N/A
Assistant to General Manager: Randy Sexton
Head Coach: Peter DeBoer
Assistant Coaches: Mike Kitchen, Jim Hulton
Strength and Conditioning Coach: Craig Slaunwhite
Video Coach: Jamie Pringle
Head Athletic Trainer: David Zenobi
Assistant Athletic Trainer: Steve Dischiavi
Head Equipment Manager: Chris Scopetto
Assistant Equipment Managers: Chris Moody, Jason MacDonald
Manager of Communications: Justin Copertino
Director of Public Relations: Matt Sacco
Media Relations Phone: (954) 835-7000
Media Relations Fax: (954) 835-7700
Press Box Phone: (954) 835-7753

2009-10 SCHEDULE

Date	Site	Time
Monday, October 12	Tampa Bay	7:30 p.m.
Thursday, January 14	Tampa Bay	7:30 p.m.
Saturday, January 16	Florida	7 p.m.
Sunday, March 21	Florida	5 p.m.
Saturday, April 10	Tampa Bay	7:30 p.m.
Sunday, April 11	Florida	5 p.m.

SERIES INFORMATION

Last Lightning Win: Mar. 14, 2009 (Lightning 4 @ Florida 3)
Last Florida Win: Jan. 17, 2009 (Lightning 3 vs. Florida 4)
Last Tie: Dec. 31, 2003 (Lightning 2 vs. Florida 2)
Last Lightning Overtime Win: Oct. 10, 2002 (Lightning 4 @ Florida 3)
Last Florida Overtime Win: Feb. 27, 2007 (Lightning 4 @ Florida 5)
Last Lightning Shootout Win: Mar. 14, 2009 (Lightning 4 @ Florida 3)
Last Florida Shootout Win: None
Last Lightning Shutout: Mar. 1, 1997 (Lightning 2 vs. Florida 0)
Last Panthers Shutout: Nov. 12, 2008 (Lightning 0 @ Florida 4)
Last Lightning Win at Home: Dec. 27, 2008 (Lightning 6 vs. Florida 4)
Last Panthers Win at Home: Nov. 12, 2008 (Lightning 0 @ Florida 4)
Last Lightning Win at Florida: Mar. 14, 2009 (Lightning 4 @ Florida 3)
Last Panthers Win at Tampa Bay: Jan. 17, 2009 (Lightning 3 vs. Florida 4)
Most Goals by Lightning: 6, three times, last: Dec. 27, 2008 (Lightning 6 vs. Florida 4)
Most Goals by Panthers: 8, Feb. 28, 2006 (Lightning 2 vs. Florida 8)
Most Goals by Both Teams: 12, Jan. 1, 2000 (Lightning 5 @ Florida 7)
Last Lightning Hat Trick: Mikael Renberg, Mar. 21, 1998 (Lightning 5 vs. Florida 1)
Last Panthers Hat Trick: Pavel Bure (4), Jan. 1, 2000 (Lightning 5 @ Florida 7)

ALL-TIME SERIES:

	Overall								Home								Road							
SEASON	GP	W	L	T	OTL	PTS	GF	GA	GP	W	L	T	OTL	PTS	GF	GA	GP	W	L	T	OTL	PTS	GF	GA
2008-09	6	3	2	-	1	7	18	21	3	1	1	-	1	3	12	11	3	2	1	-	0	4	6	10
2007-08	8	4	4	-	0	8	24	23	4	3	1	-	0	6	10	6	4	1	3	-	0	2	14	17
2006-07	8	3	4	-	1	7	24	33	4	2	2	-	0	4	10	15	4	1	2	-	1	3	14	18
2005-06	8	2	4	-	2	6	20	31	4	2	1	-	1	5	10	13	4	0	3	-	1	1	10	18
2004-05	Did Not Play																							
2003-04	6	3	2	1	0	7	15	16	3	2	0	1	0	5	9	7	3	1	2	0	0	2	6	9
2002-03	5	3	0	2	0	8	18	10	2	1	0	1	0	3	4	2	3	2	0	1	0	5	14	8
2001-02	5	3	2	0	0	6	10	14	3	1	2	0	0	2	4	10	2	2	0	0	0	4	6	4
2000-01	5	3	0	0	2	8	13	11	2	2	0	0	0	4	6	4	3	1	0	0	2	4	7	7
1999-00	5	0	4	1	0	1	14	25	3	0	3	0	0	0	6	15	2	0	1	1	0	1	8	10
1998-99	5	0	5	0	-	0	5	17	2	0	2	0	-	0	2	5	3	0	3	0	-	0	3	12
1997-98	5	1	2	2	-	4	10	9	3	1	0	2	-	4	9	5	2	0	2	0	-	0	1	4
1996-97	5	1	2	2	-	4	10	12	2	1	0	1	-	3	5	3	3	0	2	1	-	1	5	9
1995-96	6	3	3	0	-	6	14	20	3	1	2	0	-	2	9	14	3	2	1	0	-	4	5	6
1994-95	4	1	3	0	-	2	7	14	2	1	1	0	-	2	4	6	2	0	2	0	-	0	3	8
1993-94	5	0	3	2	-	2	6	11	3	0	2	1	-	1	2	6	2	0	1	1	-	1	4	5
Totals	86	30	40	10	6	76	208	267	43	18	17	6	2	44	102	122	43	12	23	4	4	32	111	145

2008-09 Season Summary
Won: 3 Lost: 2 OT: 1

INDIVIDUAL SCORING TAMPA BAY LIGHTNING

Player	GP	G	A	P	+/-	PIM	PP	SH	GW	GT	EN	S	S%
St. Louis	6	2	6	8	6	0	0	0	0	0	0	21	9.5
Lecavalier	6	3	3	6	5	6	0	0	0	0	0	27	11.1
Eminger	5	2	4	6	8	6	0	0	0	0	0	10	20
Malone	4	2	4	6	6	2	0	0	1	0	0	8	25
Artyukhin	6	3	1	4	2	33	1	0	0	0	0	12	25
Prospal	6	1	2	3	0	2	1	0	0	0	0	18	5.6
Stamkos	5	1	2	3	2	0	0	0	0	0	0	22	4.5
Jokinen	5	0	3	3	-3	2	0	0	0	0	0	11	0
Recchi	5	1	1	2	-4	0	0	0	0	0	0	5	20
Ranger	4	0	2	2	3	10	0	0	0	0	0	6	0
Smaby	3	0	2	2	1	6	0	0	0	0	0	3	0
Petiot	1	0	2	2	2	0	0	0	0	0	0	0	0
Halpern	4	1	0	1	-2	0	0	0	0	0	0	5	20
Vrbata	2	1	0	1	0	0	0	0	0	0	0	7	14.3
Murphy	1	1	0	1	-1	0	1	0	0	0	0	7	14.3
Krajicek	5	0	1	1	0	6	0	0	0	0	0	4	0
Meszaros	5	0	1	1	-4	2	0	0	0	0	0	11	0
Pettinger	5	0	1	1	1	0	0	0	0	0	0	3	0
Hall	6	0	0	0	0	0	0	0	0	0	0	11	0
Malik	4	0	0	0	-2	2	0	0	0	0	0	3	0
Craig	3	0	0	0	-1	5	0	0	0	0	0	2	0
Szczechura	3	0	0	0	1	0	0	0	0	0	0	6	0
Gratton	2	0	0	0	0	0	0	0	0	0	0	4	0
Heward	2	0	0	0	0	0	0	0	0	0	0	2	0
Lundin	2	0	0	0	0	0	0	0	0	0	0	0	0
Roberts	2	0	0	0	-1	0	0	0	0	0	0	2	0
Downie	1	0	0	0	0	0	0	0	0	0	0	0	0
Karsums	1	0	0	0	0	0	0	0	0	0	0	0	0
Koci	1	0	0	0	1	0	0	0	0	0	0	0	0
Melichar	1	0	0	0	0	0	0	0	0	0	0	0	0
Quick	1	0	0	0	1	0	0	0	0	0	0	3	0
Welch	1	0	0	0	-1	2	0	0	0	0	0	0	0

Power Play: 3-26 (11.5%)
Penalty Kill: 19-29 (65.5%)

INDIVIDUAL SCORING FLORIDA PANTHERS

Player	GP	G	A	P	+/-	PIM	PP	SH	GW	GT	EN	S	S%
Booth	6	5	3	8	4	2	3	0	0	0	0	28	17.9
Horton	5	2	5	7	-3	2	2	0	0	0	0	6	33.3
Stillman	5	2	4	6	-3	0	2	0	0	0	0	8	25
Bouwmeester	6	1	5	6	-6	10	1	0	1	0	0	19	5.3
Weiss	6	1	5	6	5	0	0	0	0	0	0	10	10
McCabe	5	4	1	5	-1	4	1	0	1	0	0	9	44.4
Campbell	6	3	2	5	1	6	1	0	0	0	0	8	37.5
Frolik	6	1	2	3	-3	0	0	0	0	0	0	12	8.3
Dvorak	5	0	3	3	0	4	0	0	0	0	0	11	0
Ballard	6	1	1	2	3	0	0	0	0	0	0	10	10
Zednik	6	1	1	2	-2	2	0	0	0	0	0	7	14.3
Peltonen	6	0	2	2	1	9	0	0	0	0	0	12	0
Boynton	6	0	1	1	2	26	0	0	0	0	0	7	0
Olesz	3	0	1	1	-1	0	0	0	0	0	0	7	0
McLean	6	0	0	0	-4	2	0	0	0	0	0	6	0
Skrastins	6	0	0	0	-4	6	0	0	0	0	0	5	0
Cullimore	4	0	0	0	-2	0	0	0	0	0	0	5	0
Stewart	4	0	0	0	-1	0	0	0	0	0	0	3	0
Kreps	3	0	0	0	-1	0	0	0	0	0	0	1	0
Tarnasky	3	0	0	0	-3	5	0	0	0	0	0	2	0
Belak	2	0	0	0	1	2	0	0	0	0	0	0	0
Welch	2	0	0	0	-1	2	0	0	0	0	0	3	0
Eminger	1	0	0	0	0	0	0	0	0	0	0	3	0

Power Play: 10-29 (34.5%)
Penalty Kill: 23-26 (88.5%)

GOALS

Goals by Period	1st	2nd	3rd	OT	Total
LIGHTNING	0	2	1	0	3
OILERS	2	1	2	0	5

SHOTS

Shots by Period	1st	2nd	3rd	OT	Total
LIGHTNING	3	15	11	0	29
OILERS	11	14	20	0	45

LIGHTNING GOALTENDING

Goalie	GP	Min	W-L-OT	SO	GA	SA	SV	GAA	SV%
Smith	5	308	2-2-1	0	18	145	127	3.50	.876
Ramo	1	65	1-0-0	0	3	37	34	2.77	.919

PANTHERS GOALTENDING

Goalie	GP	Min	W-L-OT	SO	GA	SA	SV	GAA	SV%
Vokoun	5	268	2-1-1	0	15	170	155	3.36	.912
Anderson	3	103	1-0-1	1	3	43	40	1.74	.930

at TAMPA BAY LIGHTNING

Date	Team	Opponent	Attend	Goaltenders	W Goal
17 Jan '09	Lightning 3	Florida 4	17,217	Smith vs Vokoun, Anderson	Jay Bouwmeester
27 Dec '08	Lightning 6	Florida 4	18,226	Smith vs. Vokoun	Ryan Malone
18 Nov '09**	Lightning 3	Florida 4	16,176	Smith vs. Vokoun	Nathan Horton

at FLORIDA PANTHERS

Date	Team	Opponent	Attend	Goaltenders	W Goal
14 Mar '09**	Lightning 4	Florida 3	17,734	Ramo vs Vokoun	Steven Stamkos
26 Dec '08**	Lightning 4	Florida 3	16,961	Smith vs Vokoun, Anderson	Ryan Malone
12 Nov '08	Lightning 0	Florida 4	12,104	Smith vs Anderson	Bryan McCabe

* - Overtime ** - Shootout

LOS ANGELES KINGS

1111 South Figueroa Street
Los Angeles, CA 90015

Phone: (213) 742-7100
Fax: (310) 535-4525
Website: www.lakings.com
Team Colors: Purple, Silver, Black and White
Inaugural Season: 1967-68
Arena: STAPLES Center (18,118)
Stanley Cup Titles: None
Television: Fox Sports Net West
Radio: KTLK (AM 1150)
Lightning Hotel in LA: Ritz Carlton – Marina del Rey
Phone: (310) 823-1700
Fax: (310) 823-2403

Owners: Philip F. Anschutz and Edward P. Roski Jr.
Governor: Timothy J. Leiweke
President/General Manager/Alternate Governor: Dean Lombardi
President, Business Operations/Alternate Governor: Luc Robitaille
Vice President/Assistant General Manager: Ron Hextall
Special Assistant to the General Manager: Jack Ferreira
Vice President of Hockey Operations and Legal Affairs: Jeff Solomon
Director of Pro Development: Mike O'Connell
Director of Team Operations: Marshall Dickerson
Head Coach: Terry Murray
Assistant Coaches: Mark Hardy, Jamie Kompon
Player Development: Nelson Emerson
Goaltending Coach: Bill Ranford
Head Athletic Trainer: Chris Kingsley
Director of Rehabilitation/Assistant Athletic Trainer: Joe Caligiuri
Strength and Conditioning Coach: Tim Adams
Assistant Athletic Trainer: Myles Hirayama
Head Equipment Manager: Darren Grangar
Assistant Equipment Managers: Corey Osmak, Dana Bryson
Vice President, Communications and Broadcasting: Mike Altieri
Senior Director, Communications: Jeff Moeller
Manager, Communications: Mike Kalinowski
Media Relations Phone: (310) 535-4543
Media Relations Fax: (310) 535-4507
Press Box Phone: (213) 742-7488

2009-10 SCHEDULE

Date	Site	Time
Saturday, November 14	Tampa Bay	7:30 p.m.

SERIES INFORMATION

Last Lightning Win: Jan. 12, 2009 (Lightning 3 @ Los Angeles 1)
Last Los Angeles Win: Nov. 6, 2003 (Lightning 0 vs. Los Angeles 1)
Last Tie: Mar. 20, 2003 (Lightning 2 @ Los Angeles 2)
Last Lightning Overtime Win: None
Last Los Angeles Overtime Win: Nov. 6, 2003 (Lightning 0 vs. Los Angeles 1)
Last Lightning Shootout Win: Feb. 6, 2007 (Lightning 3 @ Los Angeles 2)
Last Los Angeles Shootout Win: None
Last Lightning Shutout: Oct. 25, 2001 (Lightning 3 vs. Los Angeles 0)
Last Los Angeles Shutout: Nov. 6, 2003 (Lightning 0 vs. Los Angeles 1)
Last Lightning Win at Home: Mar. 12, 2003 (Lightning 4 vs. Los Angeles 2)
Last Los Angeles Win at Home: Nov. 6, 1997 (Lightning 2 @ Los Angeles 5)
Last Lightning Win at Los Angeles: Jan. 12, 2009 (Lightning 3 @ Los Angeles 1)
Last Los Angeles Win at Tampa Bay: Nov. 6, 2003 (Lightning 0 vs. Los Angeles 1)
Most Goals by Lightning: 6, Jan. 6, 1993 (Lightning 6 @ Los Angeles 3)
Most Goals by Los Angeles: 5, three times, last: Oct. 7, 1999 (Lightning 2 vs. Los Angeles 5)
Most Goals by Both Teams: 9, twice, last: Dec. 4, 1993 (Lightning 5 @ Los Angeles 4)
Last Lightning Hat Trick: None
Last Los Angeles Hat Trick: Luc Robitaille, Oct. 7, 1999 (Lightning 2 vs. Los Angeles 5)

ALL-TIME SERIES:

	Overall								Home								Road							
SEASON	GP	W	L	T	OTL	PTS	GF	GA	GP	W	L	T	OTL	PTS	GF	GA	GP	W	L	T	OTL	PTS	GF	GA
22008-09	1	1	0	-	0	2	3	1	-	-	-	-	-	-	-	-	1	1	0	-	0	2	3	1
2007-08	-	-	-	-	-	-	-	-	-	-	-	-	-	-	-	-	-	-	-	-	-	-	-	-
2006-07	1	1	0	-	0	2	2	2	1	1	0	-	0	2	2	2	-	-	-	-	-	-	-	-
2005-06	1	1	0	-	0	2	4	1	-	-	-	-	-	-	-	-	1	1	0	-	0	2	4	1
2004-05	Did Not Play																							
2003-04	1	0	0	0	1	1	0	1	1	0	0	0	1	1	0	1	-	-	-	-	-	-	-	-
2002-03	2	1	0	1	0	3	6	4	1	1	0	0	0	2	4	2	1	0	0	1	0	1	2	2
2001-02	2	2	0	0	0	4	4	0	1	1	0	0	0	2	3	0	1	1	0	0	0	2	1	0
2000-01	1	1	0	0	0	2	4	3	-	-	-	-	-	-	-	-	1	1	0	0	0	2	4	3
1999-00	2	0	1	1	0	1	5	8	1	0	1	0	0	0	2	5	1	0	0	1	0	1	3	3
1998-99	2	2	0	0	-	4	6	2	1	1	0	0	-	2	3	2	1	1	0	0	-	2	3	0
1997-98	2	0	2	0	-	0	3	8	1	0	1	0	-	0	1	3	1	0	1	0	-	0	2	5
1996-97	2	2	0	0	-	4	5	1	1	1	0	0	-	2	3	0	1	1	0	0	-	2	2	1
1995-96	2	2	0	0	-	4	7	1	1	1	0	0	-	2	2	0	1	1	0	0	-	2	5	1
1994-95	-	-	-	-	-	-	-	-	-	-	-	-	-	-	-	-	-	-	-	-	-	-	-	-
1993-94	2	1	1	0	-	2	8	8	1	0	1	0	-	0	3	4	1	1	0	0	-	2	5	4
1992-93	3	2	1	0	-	4	11	10	1	0	1	0	-	0	2	5	2	2	0	0	-	4	9	5
Totals	24	16	5	2	1	35	68	50	11	6	4	0	1	13	25	24	13	10	1	2	0	22	43	26

LA KINGS™

2008-09 Season Summary
Won: 1 Lost: 0 OT: 0

INDIVIDUAL SCORING TAMPA BAY LIGHTNING

Player	GP	G	A	P	+/-	PIM	PP	SH	GW	GT	EN	S	S%
Lecavalier	1	1	1	2	2	2	0	0	0	0	0	4	25
Artyukhin	1	1	0	1	0	4	0	0	0	0	0	2	50
Recchi	1	1	0	1	1	2	0	0	1	0	0	1	100
Krajicek	1	0	1	1	1	0	0	0	0	0	0	3	0
Mihalik	1	0	1	1	1	0	0	0	0	0	0	0	0
Prospal	1	0	1	1	0	0	0	0	0	0	0	2	0
St.Louis	1	0	1	1	1	0	0	0	0	0	0	5	0
Stamkos	1	0	1	1	0	0	0	0	0	0	0	0	0
Craig	1	0	0	0	0	0	0	0	0	0	0	1	0
Hall	1	0	0	0	1	0	0	0	0	0	0	1	0
Halpern	1	0	0	0	0	0	0	0	0	0	0	0	0
Koci	1	0	0	0	0	15	0	0	0	0	0	0	0
Malik	1	0	0	0	0	2	0	0	0	0	0	1	0
Malone	1	0	0	0	0	0	0	0	0	0	0	1	0
Meszaros	1	0	0	0	0	0	0	0	0	0	0	0	0
Pettinger	1	0	0	0	0	0	0	0	0	0	0	0	0
Ranger	1	0	0	0	2	0	0	0	0	0	0	1	0
Szczechura	1	0	0	0	0	0	0	0	0	0	0	0	0

Power Play: 0-4 (0.0%)
Penalty Kill: 4-4 (100.0%)

INDIVIDUAL SCORING LOS ANGELES KINGS

Player	GP	G	A	P	+/-	PIM	PP	SH	GW	GT	EN	S	S%
Harrold	1	1	0	1	0	0	0	0	0	0	0	4	25
Kopitar	1	0	1	1	-1	0	0	0	0	0	0	5	0
Armstrong	1	0	0	0	0	0	0	0	0	0	0	0	0
Boyle	1	0	0	0	-1	2	0	0	0	0	0	0	0
Brown	1	0	0	0	-1	0	0	0	0	0	0	1	0
Calder	1	0	0	0	0	0	0	0	0	0	0	1	0
Doughty	1	0	0	0	-2	0	0	0	0	0	0	0	0
Frolov	1	0	0	0	0	0	0	0	0	0	0	2	0
Jr. Gauthier	1	0	0	0	-1	0	0	0	0	0	0	0	0
Greene	1	0	0	0	0	0	0	0	0	0	0	1	0
Handzus	1	0	0	0	0	2	0	0	0	0	0	3	0
Ivanans	1	0	0	0	0	15	0	0	0	0	0	0	0
O'Donnell	1	0	0	0	-2	2	0	0	0	0	0	1	0
O'Sullivan	1	0	0	0	-1	0	0	0	0	0	0	5	0
Purcell	1	0	0	0	-1	0	0	0	0	0	0	1	0
Quincey	1	0	0	0	1	0	0	0	0	0	0	5	0
Simmonds	1	0	0	0	0	0	0	0	0	0	0	1	0
Stoll	1	0	0	0	0	4	0	0	0	0	0	0	0

Power Play: 0-4 (0.0%)
Penalty Kill: 4-4 (100.0%)

at TAMPA BAY LIGHTNING

Date	Team	Opponent	Attend	Goaltenders	W Goal
			No games		

at LOS ANGELES KINGS

Date	Team	Opponent	Attend	Goaltenders	W Goal
12 Jan '09	Lightning 3	Kings 1	16,511	Smith vs Quick, Ersberg	Mark Recchi

* - Overtime ** - Shootout

GOALS

Goals by Period	1st	2nd	3rd	OT	Total
LIGHTNING	2	1	0	0	3
KINGS	0	1	0	0	1

SHOTS

Shots by Period	1st	2nd	3rd	OT	Total
LIGHTNING	5	10	7	0	22
KINGS	4	15	11	0	30

LIGHTNING GOALTENDING

Goalie	GP	Min	W-L-OT	SO	GA	SA	SV	GAA	SV%
Smith	1	60	1-0-0	0	1	30	29	1.00	.967

KINGS GOALTENDING

Goalie	GP	Min	W-L-OT	SO	GA	SA	SV	GAA	SV%
Quick	1	32	0-0-0	0	0	15	15	0.00	1.000
Ersberg	1	26	0-1-0	0	3	7	4	6.98	.571

MINNESOTA WILD

317 Washington Street
St. Paul, MN 55102

Phone: (651) 602-6000
Fax: (651) 293-9574
Website: www.wild.com
Team Colors: Red, Green, Gold and Wheat
Inaugural Season: 2000-01
Arena: Xcel Energy Center (18,064)
Stanley Cup Titles: None
Television: Fox Sports Net North (cable), KCTC.TV (Ch. 45)
Radio: WCCO 830 AM

Lightning Hotel in St. Paul: St. Paul Hotel
Phone: (651) 292-9292
Fax: (651) 228-9506

Owner and Governor: Craig Leipold
General Manager: Chuck Fletcher
Assistant General Manager/Hockey Operations: Thomas Lynn
Assistant General Manager/Player Personnel: Tom Thompson
Director of Hockey Operations: Chris Snow
Hockey Operations Administrator: Cindy Sweiger
Head Coach: Todd Richards
Assistant Coaches: Mike Ramsey, Dave Barr
Goaltending Coach: Bob Mason
Director of Strength and Conditioning: Kirk Olson
Head Athletic Therapist: Don Fuller
Assistant Athletic Trainer: Travis Green, Tom Kiff
Equipment Manager: Tony DaCosta
Assistant Equipment Managers: Brent Proulx, Matt Benz
Vice President of Communications and Broadcasting: Bill Robertson
Manager, Media Relations: Aaron Sickman
Coordinator, Media Relations: Ryan Stanzel
Communications Fax: (651) 293-9574
Press Box Phone: (651) 726-8600/01/02

2009-10 SCHEDULE

Date	Site	Time
Thursday, November 12	Tampa Bay	7:30 p.m.

SERIES INFORMATION

Last Lightning Win: Jan. 4, 2007 (Lightning 3 @ Minnesota 2)
Last Minnesota Win: Nov. 28, 2008 (Lightning 2 @ Minnesota 4)
Last Tie: Mar. 17, 2003 (Lightning 3 vs. Minnesota 3)
Last Lightning Overtime Win: None
Last Minnesota Overtime Win: None
Last Lightning Shootout Win:None
Last Minnesota Shootout Win: Oct. 18, 2008 (Lightning 0 vs. Minnesota 1)
Last Lightning Shutout: None
Last Minnesota Shutout: Oct. 18, 2008 (Lightning 0 vs. Minnesota 1)
Last Lightning Win at Home: Oct. 25, 2003 (Lightning 3 vs. Minnesota 2)
Last Minnesota Win at Home: Nov. 28, 2008 (Lightning 2 @ Minnesota 4)
Last Lightning Win at Minnesota: Jan. 4, 2007 (Lightning 3 @ Minnesota 2)
Last Minnesota Win at Tampa Bay: Oct. 18, 2008 (Lightning 0 vs. Minnesota 1)
Most Goals by Lightning: 5, Oct. 18, 2000 (Lightning 5 @ Minnesota 6)
Most Goals by Minnesota: 6, Oct. 18, 2000 (Lightning 5 @ Minnesota 6)
Most Goals by Both Teams: 11, Oct. 18, 2000 (Lightning 5 @ Minnesota 6)
Last Lightning Hat Trick: None
Last Minnesota Hat Trick: None

ALL-TIME SERIES:

	Overall								Home								Road							
SEASON	GP	W	L	T	OTL	PTS	GF	GA	GP	W	L	T	OTL	PTS	GF	GA	GP	W	L	T	OTL	PTS	GF	GA
2008-09	2	0	1	-	1	1	2	4	1	0	0	-	1	1	0	0	1	0	1	-	0	0	2	4
2007-08	1	0	1	-	0	0	2	3	1	0	1	-	0	0	2	3	-	-	-	-	-	-	-	-
2006-07	1	1	0	-	0	2	3	2	-	-	-	-	-	-	-	-	1	1	0	-	0	2	3	2
2005-06	-	-	-	-	-	-	-	-	-	-	-	-	-	-	-	-	-	-	-	-	-	-	-	-
2004-05	Did Not Play																							
2003-04	1	1	0	0	0	2	3	2	1	1	0	0	0	2	3	2	-	-	-	-	-	-	-	-
2002-03	2	0	1	1	0	1	6	8	1	0	0	1	0	1	3	3	1	0	1	0	0	0	3	5
2001-02	1	0	1	0	0	0	0	2	0	0	0	0	0	0	0	0	1	0	1	0	0	0	0	2
2000-01	2	0	2	0	0	0	7	10	1	0	1	0	0	0	2	4	1	0	1	0	0	0	5	6
Totals	10	2	6	1	1	6	23	31	5	1	2	1	1	4	10	12	5	1	4	0	0	2	13	19

2008-09 Season Summary
Won: 0 Lost: 1 OT: 1

INDIVIDUAL SCORING TAMPA BAY LIGHTNING

Player	GP	G	A	P	+/-	PIM	PP	SH	GW	GT	EN	S	S%
Malone	2	1	0	1	1	2	0	0	0	0	0	4	25
Vrbata	1	1	0	1	0	0	1	0	0	0	0	1	100
Lecavalier	2	0	1	1	0	0	0	0	0	0	0	12	0
Ranger	2	0	1	1	0	0	0	0	0	0	0	2	0
St. Louis	2	0	1	1	-1	0	0	0	0	0	0	5	0
Stamkos	2	0	1	1	-2	2	0	0	0	0	0	7	0
Artyukhin	2	0	0	0	-2	0	0	0	0	0	0	1	0
Hall	2	0	0	0	0	0	0	0	0	0	0	4	0
Jokinen	2	0	0	0	-2	2	0	0	0	0	0	2	0
Krajicek	2	0	0	0	-2	4	0	0	0	0	0	1	0
Lundin	2	0	0	0	0	0	0	0	0	0	0	0	0
Meszaros	2	0	0	0	1	2	0	0	0	0	0	6	0
Prospal	2	0	0	0	-2	2	0	0	0	0	0	9	0
Recchi	2	0	0	0	-3	0	0	0	0	0	0	3	0
Carle	1	0	0	0	0	0	0	0	0	0	0	0	0
Craig	1	0	0	0	0	0	0	0	0	0	0	0	0
Downie	1	0	0	0	0	0	0	0	0	0	0	2	0
Eminger	1	0	0	0	-1	0	0	0	0	0	0	3	0
Gratton	1	0	0	0	0	0	0	0	0	0	0	1	0
Hutchinson	1	0	0	0	-3	0	0	0	0	0	0	1	0
Koci	1	0	0	0	0	4	0	0	0	0	0	0	0
Niskala	1	0	0	0	0	0	0	0	0	0	0	3	0
Roberts	1	0	0	0	0	0	0	0	0	0	0	2	0

Power Play: 1-8 (12.5%)
Penalty Kill: 10-10 (100.0%)

INDIVIDUAL SCORING MINNESOTA WILD

Player	GP	G	A	P	+/-	PIM	PP	SH	GW	GT	EN	S	S%
Sheppard	2	1	1	2	2	2	0	0	0	0	0	3	33.3
Bergeron	2	0	2	2	3	0	0	0	0	0	0	2	0
Miettinen	2	0	2	2	2	4	0	0	0	0	0	5	0
Belanger	2	1	0	1	0	0	0	0	0	0	1	6	16.7
Koivu	2	1	0	1	1	14	0	0	1	0	0	7	14.3
Nolan	1	1	0	1	2	0	0	0	0	0	0	3	33.3
Zidlicky	1	0	1	1	3	0	0	0	0	0	0	2	0
Boogaard	2	0	0	0	1	0	0	0	0	0	0	0	0
Brunette	2	0	0	0	1	0	0	0	0	0	0	1	0
Burns	2	0	0	0	0	0	0	0	0	0	0	5	0
Clutterbuck	2	0	0	0	1	0	0	0	0	0	0	1	0
Johnsson	2	0	0	0	0	2	0	0	0	0	0	6	0
Pouliot	2	0	0	0	0	0	0	0	0	0	0	2	0
Reitz	2	0	0	0	0	0	0	0	0	0	0	0	0
Schultz	2	0	0	0	-1	2	0	0	0	0	0	1	0
Skoula	2	0	0	0	1	0	0	0	0	0	0	0	0
Veilleux	2	0	0	0	-1	0	0	0	0	0	0	4	0
Bouchard	1	0	0	0	0	0	0	0	0	0	0	2	0
Gillies	1	0	0	0	0	4	0	0	0	0	0	1	0
Mojzis	1	0	0	0	0	0	0	0	0	0	0	0	0
Weller	1	0	0	0	0	0	0	0	0	0	0	3	0

Power Play: 0-10 (0.0%)
Penalty Kill: 7-8 (87.5%)

at TAMPA BAY LIGHTNING

Date	Team	Opponent	Attend	Goaltenders	W Goal
18 Oct '08**	Lightning 0	Wild 1	15,191	Smith vs Backstrom	Antti Miettinen

at MINNESOTA WILD

Date	Team	Opponent	Attend	Goaltenders	W Goal
28 Nov '08	Lightning 2	Wild 4	18,568	Smith vs Backstrom	Mikko Koivu

* - Overtime ** - Shootout

GOALS

Goals by Period	1st	2nd	3rd	OT	Total
LIGHTNING	1	1	0	0	2
WILD	1	0	3	0	4

SHOTS

Shots by Period	1st	2nd	3rd	OT	Total
LIGHTNING	21	18	29	1	69
WILD	17	16	18	3	54

LIGHTNING GOALTENDING

Goalie	GP	Min	W-L-OT	SO	GA	SA	SV	GAA	SV%
Smith	2	124	0-1-1	1	3	53	50	1.45	.943

WILD GOALTENDING

Goalie	GP	Min	W-L-OT	SO	GA	SA	SV	GAA	SV%
Backstrom	2	125	2-0-0	1	2	69	67	.96	.971

MONTREAL CANADIENS

1260 de La Gauchetiere Street West
Montreal, QC H3B 5E8

Phone: (514) 932-2582
Fax: (514) 932-8285
Website: www.canadiens.com
Team Colors: Red, White and Blue
Inaugural Season: 1917-18
Arena: Molson Centre (21,273)
Stanley Cup Titles: 23 (1924, 1930, 1931, 1944, 1946, 1953, 1956, 1957, 1958, 1959,1960, 1965, 1966, 1968, 1969, 1971, 1973, 1976, 1977, 1978, 1979, 1986, 1993)
Television: English– TSN (28); French– CBFT (2), RDS (33)
Radio: CKAC AM 730 (French), CJAD AM 800 (English)

Lightning Hotel in Montreal: W Hotel Montreal
Phone: (514) 395-3100
Fax: (514) 395-3150

Chairman & Governor: George N. Gillett, Jr.
Vice Chairman: Jeff Joyce
Managing Partner: Foster Gillett
President, Canadiens and Bell Center: Pierre Boivin
Executive Vice-President, General Manager & Alternate Governor: Bob Gainey
Assistant General Manager: Pierre Gauthier
Vice President of Hockey Operations: Julien BriseBois
Director of Player Recruitment and Development: Trevor Timmins
Head Coach: Jacques Martin
Assistant Coaches: Kirk Muller, Perry Pearn, Pierre Groulx
Head Athletic Therapist: Graham Rynbend
Athletic Therapist: Nick Addey-Jibb
Strength and Conditioning Coordinator: Lorne Goldenberg
Video Coach: Mario Leblanc
Equipment Manager: Pierre Gervais
Assistants to the Equipment Manager: Patrick Langlois, Pierre Ouellette
Vice-President, Communications and Community Relations: Donald Beauchamp
Director of Media Relations: Dominick Saillant
Administrative Assistant to VP Communications: Sylvie Lambert
Media Relations Phone: (514) 989-2835
Media Relations Fax: (514) 932-8285
Press Box Phone: (514) 989-2872

2009-10 SCHEDULE

Date	Site	Time
Saturday, November 7	Montreal	7 p.m.
Wednesday, December 30	Tampa Bay	7 p.m.
Thursday, January 27	Tampa Bay	7:30 p.m.
Tuesday, March 9	Montreal	7:30 p.m.

SERIES INFORMATION

Last Lightning Win: Jan, 27, 2009 (Lightning 5 vs. Montreal 3)
Last Montreal Win: Mar. 26, 2009 (Lightning 2 @ Montreal 3)
Last Tie: Jan. 22, 2003 (Lightning 2 vs. Montreal 2)
Last Lightning Overtime Win: Mar. 27, 1995 (Lightning 3 vs. Montreal 2)
Last Montreal Overtime Win: Mar. 26, 2009 (Lightning 2 @ Montreal 3)
Last Lightning Shootout Win: Dec. 11, 2007 (Lightning 3 @ Montreal 2)
Last Montreal Shootout Win: Dec. 30, 2008 (Lightning 1 vs. Montreal 2)
Last Lightning Shutout: Nov. 14, 2000 (Lightning 1 @ Montreal 0)
Last Montreal Shutout: Nov. 3, 1993 (Lightning 0 @ Montreal 1)
Last Lightning Win at Home: Jan, 27, 2009 (Lightning 5 vs. Montreal 3)
Last Montreal Win at Home: Mar. 26, 2009 (Lightning 2 @ Montreal 3)
Last Lightning Win at Montreal: Dec. 11, 2008 (Lightning 3 @ Montreal 1)
Last Montreal Win at Tampa Bay: Dec. 30, 2008 (Lightning 1 vs. Montreal 2)
Most Goals by Lightning: 6, Mar. 6, 1999 (Lightning 6 @ Montreal 1)
Most Goals by Montreal: 8, Mar. 28, 1998 (Lightning 2 @ Montreal 8)
Most Goals by Both Teams: 10, Mar. 28, 1998 (Lightning 2 @ Montreal 8)
Last Lightning Hat Trick: Wendel Clark, Mar. 6, 1999 (Lightning 6 @ Montreal 1)
Last Montreal Hat Trick: Vincent Damphousse, Mar. 28, 1998 (Lightning 2 @ Montreal 8)

ALL-TIME SERIES:

	Overall								Home								Road							
SEASON	GP	W	L	T	OTL	PTS	GF	GA	GP	W	L	T	OTL	PTS	GF	GA	GP	W	L	T	OTL	PTS	GF	GA
2008-09	4	2	0	-	2	6	11	8	2	1	0	-	1	3	6	4	2	1	0	-	1	3	5	4
2007-08	4	2	2	-	0	4	10	15	2	1	1	-	0	2	5	7	2	1	1	-	0	2	5	8
2006-07	4	1	3	-	0	2	8	13	2	1	1	-	0	2	4	4	2	0	2	-	0	0	4	9
2005-06	4	1	3	-	0	2	9	14	2	0	2	-	0	0	5	10	2	1	1	-	0	2	4	4
2004-05	Did Not Play																							
2003-04	4	2	2	0	0	4	13	12	2	1	1	0	0	2	7	8	2	1	1	0	0	2	6	4
2002-03	4	3	0	1	0	7	9	6	2	1	0	1	0	3	4	3	2	2	0	0	0	4	5	3
2001-02	4	1	2	1	0	3	9	13	2	0	1	1	0	1	4	8	2	1	1	0	0	2	5	5
2000-01	4	2	2	0	0	4	7	10	2	1	1	0	0	2	5	7	2	1	1	0	0	2	2	3
1999-00	4	1	2	0	1	3	7	13	2	0	1	0	1	1	2	5	2	1	1	0	0	2	5	8
1998-99	4	1	2	1	-	3	10	9	2	0	1	1	-	1	3	4	2	1	1	0	-	2	7	5
1997-98	4	0	4	0	-	0	7	20	2	0	2	0	-	0	4	8	2	0	2	0	-	0	3	12
1996-97	4	1	2	1	-	3	11	14	2	0	1	1	-	1	5	8	2	1	1	0	-	2	6	6
1995-96	4	3	0	1	-	7	13	6	2	2	0	0	-	4	6	2	2	1	0	1	-	3	7	4
1994-95	3	2	1	0	-	4	8	6	2	2	0	0	-	4	7	3	1	0	1	0	-	0	1	3
1993-94	4	2	1	1	-	5	8	6	2	1	0	1	-	3	5	4	2	1	1	0	-	2	3	2
1992-93	2	1	1	0	-	2	6	5	1	1	0	0	-	2	3	1	1	0	1	0	-	0	3	4
Totals	61	25	27	6	3	59	146	170	31	12	12	5	2	31	75	86	30	13	15	1	1	28	71	84

2008-09 Season Summary
Won: 2 Lost: 0 OT: 2

INDIVIDUAL SCORING TAMPA BAY LIGHTNING

Player	GP	G	A	P	+/-	PIM	PP	SH	GW	GT	EN	S	S%
St. Louis	4	3	2	5	1	0	1	1	0	0	0	11	27.3
Lecavalier	4	2	2	4	1	8	1	0	1	0	0	14	14.3
Krajicek	4	1	3	4	4	4	0	0	0	0	0	2	50
Prospal	4	2	0	2	0	2	1	0	0	0	0	12	16.7
Malone	3	1	1	2	0	6	0	0	0	0	0	3	33.3
Meszaros	3	0	2	2	-1	6	0	0	0	0	0	5	0
Downie	2	1	0	1	1	4	0	0	1	0	0	2	50
Koci	2	1	0	1	0	0	0	0	0	0	0	1	100
Artyukhin	4	0	1	1	0	5	0	0	0	0	0	5	0
Stamkos	4	0	1	1	2	0	0	0	0	0	0	2	0
Craig	3	0	1	1	0	4	0	0	0	0	0	5	0
Eminger	3	0	1	1	3	2	0	0	0	0	0	2	0
Recchi	3	0	1	1	2	0	0	0	0	0	0	5	0
Hall	2	0	1	1	0	2	0	0	0	0	0	3	0
Murphy	1	0	1	1	0	0	0	0	0	0	0	0	0
Halpern	3	0	0	0	0	2	0	0	0	0	0	2	0
Jokinen	3	0	0	0	1	0	0	0	0	0	0	1	0
Pettinger	3	0	0	0	-2	0	0	0	0	0	0	4	0
Ranger	3	0	0	0	0	2	0	0	0	0	0	2	0
Heward	2	0	0	0	0	0	0	0	0	0	0	0	0
Smaby	2	0	0	0	1	0	0	0	0	0	0	1	0
Szczechura	2	0	0	0	-1	2	0	0	0	0	0	0	0
Karsums	1	0	0	0	0	0	0	0	0	0	0	1	0
Konopka	1	0	0	0	0	5	0	0	0	0	0	0	0
Lashoff	1	0	0	0	-1	2	0	0	0	0	0	1	0
Malik	1	0	0	0	0	2	0	0	0	0	0	2	0
Melichar	1	0	0	0	-1	0	0	0	0	0	0	0	0
Petiot	1	0	0	0	-1	4	0	0	0	0	0	0	0
Smolenak	1	0	0	0	0	0	0	0	0	0	0	1	0
Welch	1	0	0	0	1	2	0	0	0	0	0	0	0

Power Play: 3-17 (17.6%)
Penalty Kill: 22-24 (91.7%)

INDIVIDUAL SCORING MONTREAL CANADIENS

Player	GP	G	A	P	+/-	PIM	PP	SH	GW	GT	EN	S	S%
Markov	4	0	4	4	-1	0	0	0	0	0	0	13	0
Latendresse	4	3	0	3	3	0	0	0	0	0	0	13	23.1
Kovalev	4	2	1	3	-1	6	1	0	0	0	0	18	11.1
Lapierre	4	1	1	2	2	4	0	0	0	0	0	15	6.7
Kostopoulos	4	0	2	2	3	11	0	0	0	0	0	6	0
Brisebois	3	1	0	1	-1	0	1	0	0	0	0	6	16.7
Koivu	3	1	0	1	-2	0	0	0	1	0	0	6	16.7
Gorges	4	0	1	1	-2	0	0	0	0	0	0	0	0
Plekanec	4	0	1	1	0	2	0	0	0	0	0	6	0
Komisarek	3	0	1	1	2	0	0	0	0	0	0	1	0
Tanguay	3	0	1	1	-1	2	0	0	0	0	0	5	0
Schneider	1	0	1	1	0	0	0	0	0	0	0	3	0
D'Agostini	4	0	0	0	-3	2	0	0	0	0	0	6	0
Hamrlik	4	0	0	0	-2	6	0	0	0	0	0	8	0
Kostitsyn	4	0	0	0	-2	4	0	0	0	0	0	6	0
Bouillon	3	0	0	0	1	5	0	0	0	0	0	3	0
Kostitsyn	3	0	0	0	-2	2	0	0	0	0	0	7	0
Lang	3	0	0	0	-1	0	0	0	0	0	0	4	0
Begin	2	0	0	0	0	0	0	0	0	0	0	1	0
Higgins	2	0	0	0	-1	0	0	0	0	0	0	3	0
O'Byrne	2	0	0	0	-1	0	0	0	0	0	0	0	0
Dandenault	1	0	0	0	-1	0	0	0	0	0	0	1	0
Maxwell	1	0	0	0	0	2	0	0	0	0	0	0	0
Metropolit	1	0	0	0	0	0	0	0	0	0	0	0	0
Pacioretty	1	0	0	0	-1	2	0	0	0	0	0	1	0

Power Play: 2-24 (8.3%)
Penalty Kill: 14-17 (82.4%)

at TAMPA BAY LIGHTNING

Date	Team	Opponent	Attend	Goaltenders	W Goal
27 Jan '09	Lightning 5	Canadiens 3	15,912	Smith vs Price	Steve Downie
30 Dec '08**	Lightning 1	Canadiens 2	20,454	Smith vs Price	Maxim Lapierre

at MONTREAL CANADIENS

Date	Team	Opponent	Attend	Goaltenders	W Goal
26 Mar '09*	Lightning 2	Canadiens 3	21,273	Ramo vs Price	Saku Koivu
11 Dec 08	Lightning 3	Canadiens 1	21,273	Kolzig vs Halak	Vincent Lecavalier

* - Overtime ** - Shootout

GOALS

Goals by Period	1st	2nd	3rd	OT	Total
LIGHTNING	4	4	3	0	11
CANADIENS	4	0	3	1	8

SHOTS

Shots by Period	1st	2nd	3rd	OT	Total
LIGHTNING	26	26	31	4	87
CANADIENS	49	34	41	8	132

LIGHTNING GOALTENDING

Goalie	GP	Min	W-L-OT	SO	GA	SA	SV	GAA	SV%
Kolzig	1	60	1-0-0	0	1	32	31	1.00	.969
Smith	2	125	1-0-1	0	4	64	60	1.92	.938
Ramo	1	62	0-0-1	0	3	36	33	2.91	.917

CANADIENS GOALTENDING

Goalie	GP	Min	W-L-OT	SO	GA	SA	SV	GAA	SV%
Price	3	186	2-1-0	0	8	65	57	2/59	.877
Halak	1	58	0-1-0	0	3	22	19	3.08	.864

NASHVILLE PREDATORS

Sommet Center
501 Broadway
Nashville, TN 37203

Phone: (615) 770-2300
Fax: (615) 770-2309
Website: www.nashvillepredators.com
Team Colors: Orange, Yellow, Blue, Metallic Silver and Steel
Inaugural Season: 1998-99
Arena: Sommet Center (17,113)
Stanley Cup Titles: None
Television: FSN South
Radio: WGFX 104.5-FM and WRLT 100.1-FM

Lightning Hotel in Nashville: Hilton Nashville
Phone: (615) 620-1000
Fax: (615) 620-2050

Chairman and Governor: David Freeman
President of Hockey Operations/General Manager: David Poile
Assistant General Manager: Paul Fenton
Director of Hockey Operations: Michael Santos
Head Coach: Barry Trotz
Associate Coach: Brent Peterson
Assistant Coach: Peter Horachek
Strength and Conditioning Coach: David Good
Goaltending Coach: Mitch Korn
Video Coach: Robert Bouchard
Head Athletic Trainer: Dan Redmond
Assistant Athletic Trainer: Andy Hosler
Equipment Manager: Pete Rogers
Assistant Equipment Manager: Jeff Camelio
Senior Vice President, Communications and Development: Gerry Helper
Communications Manager: Tim Darling
Communications Coordinator: Kevin Wilson
Media Relations Phone: (615) 770-2300
Media Relations Fax: (615) 770-2295
Press Box Phone: (615) 770-2165

2009-10 SCHEDULE

Date	Site	Time
Tuesday, December 15	**Nashville**	**8 p.m.**

SERIES INFORMATION

Last Lightning Win: Nov. 21, 2008 (Lightning 4 vs. Nashville 1)
Last Nashville Win: Jan. 25, 2003 (Lightning 2 @ Nashville 3)
Last Tie: Dec. 21, 2002 (Lightning 2 vs. Nashville 2)
Last Lightning Overtime Win: Feb. 7, 2008 (Lightning 2 @ Nashville 1)
Last Nashville Overtime Win: None
Last Lightning Shootout Win: None
Last Nashville Shootout Win: None
Last Lightning Shutout: Dec. 26, 2001 (Lightning 1 @ Nashville 0)
Last Nashville Shutout: Mar. 24, 1999 (Lightning 0 vs. Nashville 3)
Last Lightning Win at Home: Nov. 21, 2008 (Lightning 4 vs. Nashville 1)
Last Nashville Win at Home: Jan. 25, 2003 (Lightning 2 @ Nashville 3)
Last Lightning Win at Nashville: Feb. 7, 2008 (Lightning 2 @ Nashville 1)
Last Nashville Win at Tampa Bay: Mar. 24, 1999 (Lightning 0 vs. Nashville 3)
Most Goals by Lightning: 5, 2 times, Last: Feb. 5, 2004 (Lightning 5 @ Nashville 2)
Most Goals by Nashville: 4, Dec. 14, 1999 (Lightning 4 vs. Nashville 4)
Most Goals by Both Teams: 8, Dec. 14, 1999 (Lightning 4 vs. Nashville 4)
Last Lightning Hat Trick: None
Last Nashville Hat Trick: None

ALL-TIME SERIES:

	Overall								Home								Road							
SEASON	**GP**	**W**	**L**	**T**	**OTL**	**PTS**	**GF**	**GA**	**GP**	**W**	**L**	**T**	**OTL**	**PTS**	**GF**	**GA**	**GP**	**W**	**L**	**T**	**OTL**	**PTS**	**GF**	**GA**
200809	1	1	0	-	0	2	4	1	1	1	0	-	0	2	4	1	-	-	-	-	-	-	-	-
2007-08	1	1	0	-	0	2	2	1	-	-	-	-	-	-	-	-	1	1	0	-	0	2	2	1
2006-07	0	-	-	-	-	-	-	-	-	-	-	-	-	-	-	-	-	-	-	-	-	-	-	-
2005-06	1	1	0	-	0	2	4	3	1	1	0	-	0	2	4	3	-	-	-	-	-	-	-	-
2004-05	Did Not Play																							
2003-04	1	1	0	0	0	2	5	2	-	-	-	-	-	-	-	-	1	1	0	0	0	2	5	2
2002-03	2	0	1	1	0	1	4	5	1	0	0	1	0	1	2	2	1	0	1	0	0	0	2	3
2001-02	2	2	0	0	0	4	6	1	1	1	0	0	0	2	5	1	1	1	0	0	0	2	1	0
2000-01	1	0	1	0	0	0	2	3	-	-	-	-	-	-	-	-	1	0	1	0	0	0	2	3
1999-00	2	1	0	1	0	3	7	6	1	0	0	1	0	1	4	4	1	1	0	0	0	2	3	2
1998-99	2	1	1	0	-	2	3	5	1	0	1	0	-	0	0	3	1	1	0	0	-	2	3	2
Totals	**13**	**8**	**3**	**2**	**0**	**18**	**37**	**27**	**6**	**3**	**1**	**2**	**0**	**8**	**19**	**14**	**7**	**5**	**2**	**0**	**0**	**10**	**18**	**13**

2008-09 Season Summary
Won: 2 Lost: 0 OT: 2

INDIVIDUAL SCORING TAMPA BAY LIGHTNING

Player	GP	G	A	P	+/-	PIM	PP	SH	GW	GT	EN	S	S%
Malone	1	0	3	3	2	0	0	0	0	0	0	0	0
Lecavalier	1	2	0	2	0	0	1	0	1	0	0	3	66.7
Stamkos	1	0	2	2	1	4	0	0	0	0	0	3	0
Prospal	1	1	0	1	1	0	0	0	0	0	0	1	100
Recchi	1	1	0	1	1	2	0	0	0	0	0	1	100
Malik	1	0	1	1	1	0	0	0	0	0	0	3	0
St. Louis	1	0	1	1	0	0	0	0	0	0	0	1	0
Artyukhin	1	0	0	0	0	4	0	0	0	0	0	2	0
Craig	1	0	0	0	0	0	0	0	0	0	0	2	0
Eminger	1	0	0	0	0	0	0	0	0	0	0	1	0
Hall	1	0	0	0	0	0	0	0	0	0	0	2	0
Jokinen	1	0	0	0	1	0	0	0	0	0	0	1	0
Krajicek	1	0	0	0	0	0	0	0	0	0	0	1	0
Lundin	1	0	0	0	1	0	0	0	0	0	0	0	0
Meszaros	1	0	0	0	1	2	0	0	0	0	0	1	0
Pettinger	1	0	0	0	0	0	0	0	0	0	0	1	0
Ranger	1	0	0	0	1	0	0	0	0	0	0	0	0
Vrbata	1	0	0	0	0	0	0	0	0	0	0	1	0

Power Play: 1-6 (16.7%)
Penalty Kill: 7-7 (100.0%)

INDIVIDUAL SCORING NASHVILLE PREDATORS

Player	GP	G	A	P	+/-	PIM	PP	SH	GW	GT	EN	S	S%
Tootoo	1	1	0	1	1	0	0	0	0	0	0	3	33.3
Zanon	1	0	1	1	0	2	0	0	0	0	0	1	0
Arnott	1	0	0	0	-1	0	0	0	0	0	0	8	0
Bonk	1	0	0	0	0	0	0	0	0	0	0	0	0
De Vries	1	0	0	0	0	0	0	0	0	0	0	1	0
Dumont	1	0	0	0	-1	0	0	0	0	0	0	3	0
Erat	1	0	0	0	-1	2	0	0	0	0	0	4	0
Fiddler	1	0	0	0	-1	0	0	0	0	0	0	3	0
Hamhuis	1	0	0	0	-1	2	0	0	0	0	0	1	0
Koistinen	1	0	0	0	-1	0	0	0	0	0	0	2	0
Legwand	1	0	0	0	0	2	0	0	0	0	0	2	0
Nichol	1	0	0	0	0	2	0	0	0	0	0	1	0
Peverley	1	0	0	0	-2	2	0	0	0	0	0	0	0
Smithson	1	0	0	0	1	0	0	0	0	0	0	0	0
Suter	1	0	0	0	-1	0	0	0	0	0	0	1	0
Tarnasky	1	0	0	0	-1	0	0	0	0	0	0	0	0
Ward	1	0	0	0	-1	0	0	0	0	0	0	1	0
Weber	1	0	0	0	-1	0	0	0	0	0	0	4	0

Power Play: 0-7 (0.0%)
Penalty Kill: 5-6 (83.3%)

at TAMPA BAY LIGHTNING

Date	Team	Opponent	Attend	Goaltenders	W Goal
21 Nov '08	Lightning 4	Predators 1	16,444	Smith vs Ellis	Vincent Lecavalier

at NASHVILLE PREDATORS

Date	Team	Opponent	Attend	Goaltenders	W Goal
			No games		

* - Overtime ** - Shootout

GOALS

Goals by Period	1st	2nd	3rd	OT	Total
LIGHTNING	3	1	0	0	4
PREDATORS	1	0	0	0	1

SHOTS

Shots by Period	1st	2nd	3rd	OT	Total
LIGHTNING	10	7	7	0	24
PREDATORS	11	15	9	0	35

LIGHTNING GOALTENDING

Goalie	GP	Min	W-L-OT	SO	GA	SA	SV	GAA	SV%
Smith	2	124	0-1-1	1	3	53	50	1.45	.943

PREDATORS GOALTENDING

Goalie	GP	Min	W-L-OT	SO	GA	SA	SV	GAA	SV%
Backstrom	2	125	2-0-0	1	2	69	67	.96	.971

NEW JERSEY DEVILS

165 Mulberry Street
Newark, NJ 07102
Phone: (973) 757-6100
Fax: (973) 757-6399
Website: www.newjerseydevils.com
Team Colors: Red, Black and White
Inaugural Season: 1974-75 (Kansas City Scouts), 1976-77 (Moved to Colorado Rockies), 1982-83 (Moved to New Jersey Devils)
Arena: Prudential Center (17,625)
Stanley Cup Titles: 3 (1995, 2000, 2003)
Television: FOX Sports Net New York
Radio: Sports Radio 66 WFAN

Lightning Hotel in New Jersey: Hilton Short Hills
Phone: (973) 379-0100
Fax: (973) 379-6870

Owners: Jeff Vanderbeek, Michael Gilfillan, Peter Simon
Chairman/Managing Partner: Jeff Vanderbeek
CEO/President/General Manager: Lou Lamoriello
Executive Vice President, Hockey Operations/Director, Scouting: David Conte
Senior Vice President, Hockey Operations/General Manager, Lowell,Trenton/Scout: Chris Lamoriello
Vice President of Hockey Operations: Steve Pellegrini
Head Coach: Jacques Lemaire
Assistant Coaches: Mario Tremblay, Tommy Albelin
Goaltending Coach: Jacques Caron
Special Assignment Coaches: Larry Robinson, Scott Stevens, Pat Burns, Jacques Laperriere, Chris Terreri
Hockey Operations Video Coordinator: Taran Singleton
Hockey Operations Video Assistant: Mike Ford
Head Trainer: Richard Stinziano
Equipment Manager: Rich Matthews
Assistant Equipment Managers: Alex Abasto, Matt Mitchell, Mike Thibault
Strength and Conditioning Coordinator: Michael Vasalani
Senior Vice President, Communications: Mike Levine
Senior Director, Communications: Jeff Altstadter
Assistant Director, Communications: Pete Albietz
Media Relations Phone: (973) 757-6100
Media Relations Fax: (973) 757-6399
Press Box Phone: (973) 757-6230

2009-10 SCHEDULE

Date	Site	Time
Thursday, October 8	Tampa Bay	7:30 p.m.
Saturday, October 31	Tampa Bay	3 p.m.
Friday, December 4	New Jersey	7 p.m.
Friday, January 8	New Jersey	7 p.m.

SERIES INFORMATION

Last Lightning Win: October 4, 2007 (Lightning 3 vs. New Jersey 1)
Last New Jersey Win: Apr. 3, 2009 (Lightning 4 @ New Jersey 5)
Last Tie: Mar. 27, 2003 (New Jersey 2 @ Lightning 2)
Last Lightning Overtime Win: Jan. 26, 2006 (Lightning 1 vs. New Jersey 0)
Last New Jersey Overtime Win: Apr. 3, 2009 (Lightning 4 @ New Jersey 5)
Last Lightning Shootout Win: Jan. 18, 2007 (Lightning 3 @ New Jersey 2)
Last New Jersey Shootout Win: Feb. 19, 2009 (Lightning 2 vs. New Jersey 3)
Last Lightning Shutout: Jan. 26, 2006 (Lightning 1 vs. New Jersey 0)
Last New Jersey Shutout: Jan. 26, 2007 (Lightning 0 vs. New Jersey 2)
Last Lightning Win at Home: Oct. 4, 2007 (Lightning 3 @ New Jersey 1)
Last New Jersey Win at Home: Apr. 3, 2009 (Lightning 4 @ New Jersey 5)
Last Lightning Win at New Jersey: Feb. 11, 2007 (Lightning 4 @ New Jersey 1)
Last New Jersey Win at Tampa Bay: Feb. 19, 2009 (Lightning 2 vs. New Jersey 3)
Most Goals by Lightning: 6, Oct. 26, 2005 (Lightning 6 @ New Jersey 3)
Most Goals by New Jersey: 9, Mar. 23, 1993 (Lightning 3 @ New Jersey 9)
Most Goals by Both Teams: 12, Mar. 23, 1993 (Lightning 3 @ New Jersey 9)
Last Lightning Hat Trick: Zdeno Ciger, Jan. 15, 2002 (Lightning 5 @ New Jersey 4)
Last New Jersey Hat Trick: Dainius Zubrus, Nov. 23, 2008 (Lightning 3 vs. New Jersey 7)

ALL-TIME SERIES:

	Overall								Home								Road							
SEASON	GP	W	L	T	OTL	PTS	GF	GA	GP	W	L	T	OTL	PTS	GF	GA	GP	W	L	T	OTL	PTS	GF	GA
2008-09	4	0	1	-	3	3	12	17	2	0	1	-	1	1	5	9	2	0	0	-	2	2	7	8
2007-08	4	1	2	-	1	3	7	12	2	1	1	-	0	2	5	4	2	0	1	-	1	1	2	8
2006-07	4	3	1	-	0	6	9	6	2	1	1	-	0	2	3	3	2	2	0	-	0	4	6	3
2005-06	4	2	2	-	0	4	13	18	2	1	1	-	0	2	3	8	2	1	1	-	0	2	10	10
2004-05	Did Not Play																							
2003-04	4	4	0	0	0	8	12	6	2	2	0	0	0	4	5	3	2	2	0	0	0	4	7	3
2002-03	4	1	1	2	0	4	9	11	2	0	0	2	0	2	5	5	2	1	1	0	0	2	4	6
2001-02	4	3	0	1	0	7	11	7	2	2	0	0	0	4	5	2	2	1	0	1	0	3	6	5
2000-01	4	0	4	0	0	0	4	25	2	0	2	0	0	0	2	12	2	0	2	0	0	0	2	13
1999-00	4	1	3	0	0	2	9	12	2	0	2	0	0	0	6	10	2	1	1	0	0	2	3	2
1998-99	4	1	3	0	-	2	7	14	2	1	1	0	-	2	5	4	2	0	2	0	-	0	2	10
1997-98	5	0	5	0	-	0	7	21	2	0	2	0	-	0	4	8	3	0	3	0	-	0	3	13
1996-97	6	1	4	1	-	3	10	18	3	1	1	1	-	3	6	7	3	0	3	0	-	0	4	11
1995-96	5	1	3	1	-	3	10	19	3	1	1	1	-	3	9	9	2	0	2	0	-	0	1	10
1994-95	4	2	1	1	-	5	8	7	2	1	1	0	-	2	5	5	2	1	0	1	-	3	3	2
1993-94	5	0	4	1	-	1	13	17	2	0	1	1	-	1	7	8	3	0	3	0	-	0	6	9
1992-93	2	0	2	0	-	0	3	11	1	0	1	0	-	0	0	2	1	0	1	0	-	0	3	9
Totals	67	20	36	7	4	51	144	221	33	11	16	5	1	28	75	99	34	9	20	2	3	23	69	122

DEVILS

2008-09 Season Summary
Won: 0 Lost: 1 OT: 3

INDIVIDUAL SCORING TAMPA BAY LIGHTNING

Player	GP	G	A	P	+/-	PIM	PP	SH	GW	GT	EN	S	S%
Malone	4	4	0	4	-3	0	0	0	0	0	0	9	44.4
St. Louis	4	2	2	4	-2	2	1	0	0	0	0	10	20
Lecavalier	3	0	4	4	-3	4	0	0	0	0	0	9	0
Jokinen	2	2	0	2	0	2	1	0	0	0	0	3	66.7
Artyukhin	4	1	1	2	1	2	0	0	0	0	0	12	8.3
Recchi	3	0	2	2	0	0	0	0	0	0	0	8	0
Stamkos	4	1	0	1	-2	0	1	0	0	0	0	10	10
Karsums	1	1	0	1	0	0	0	0	0	0	0	1	100
Vrbata	1	1	0	1	1	0	0	0	0	0	0	3	33.3
Craig	4	0	1	1	0	5	0	0	0	0	0	6	0
Prospal	4	0	1	1	0	0	0	0	0	0	0	10	0
Krajicek	3	0	1	1	-1	0	0	0	0	0	0	7	0
Pettinger	3	0	1	1	-2	0	0	0	0	0	0	4	0
Melichar	2	0	1	1	1	0	0	0	0	0	0	1	0
Meszaros	2	0	1	1	-3	2	0	0	0	0	0	4	0
Ranger	2	0	1	1	-3	0	0	0	0	0	0	5	0
Smaby	2	0	1	1	-1	9	0	0	0	0	0	2	0
Lashoff	1	0	1	1	0	0	0	0	0	0	0	1	0
Hall	4	0	0	0	-2	0	0	0	0	0	0	3	0
Eminger	2	0	0	0	1	0	0	0	0	0	0	4	0
Halpern	2	0	0	0	0	4	0	0	0	0	0	3	0
Lundin	2	0	0	0	-2	0	0	0	0	0	0	0	0
Malik	2	0	0	0	-2	0	0	0	0	0	0	0	0
Bochenski	1	0	0	0	-1	0	0	0	0	0	0	0	0
Carle	1	0	0	0	0	0	0	0	0	0	0	0	0
Downie	1	0	0	0	0	0	0	0	0	0	0	0	0
Gratton	1	0	0	0	0	0	0	0	0	0	0	0	0
Heward	1	0	0	0	-1	0	0	0	0	0	0	2	0
Koci	1	0	0	0	1	0	0	0	0	0	0	0	0
Murphy	1	0	0	0	1	0	0	0	0	0	0	2	0
Roberts	1	0	0	0	0	2	0	0	0	0	0	0	0
Szczechura	1	0	0	0	1	0	0	0	0	0	0	0	0
Welch	1	0	0	0	2	0	0	0	0	0	0	0	0
Wishart	1	0	0	0	0	0	0	0	0	0	0	0	0

Power Play: 3-13 (23.1%)
Penalty Kill: 7-11 (63.6%)

INDIVIDUAL SCORING NEW JERSEY DEVILS

Player	GP	G	A	P	+/-	PIM	PP	SH	GW	GT	EN	S	S%
Zubrus	4	4	3	7	1	2	0	0	1	0	0	12	33.3
Parise	4	3	2	5	2	0	1	0	1	0	0	18	16.7
Langenbrunner	4	2	3	5	1	2	1	0	0	0	0	14	14.3
Elias	3	1	4	5	2	0	1	0	0	0	0	17	5.9
Clarkson	4	1	2	3	2	10	0	0	0	0	0	10	10
Gionta	4	1	2	3	2	0	0	0	0	0	0	14	7.1
Zajac	4	0	3	3	0	2	0	0	0	0	0	9	0
Pandolfo	3	2	0	2	2	0	0	0	0	0	0	8	25
Rolston	2	1	1	2	-1	0	1	0	0	0	0	6	16.7
White	4	0	2	2	1	2	0	0	0	0	0	1	0
Salmela	3	0	2	2	3	2	0	0	0	0	0	5	0
Martin	2	0	2	2	3	0	0	0	0	0	0	8	0
Rupp	4	1	0	1	2	2	0	0	0	0	0	3	33.3
Shanahan	2	1	0	1	0	0	0	0	0	0	0	5	20
Oduya	4	0	1	1	2	0	0	0	0	0	0	8	0
Madden	3	0	1	1	1	4	0	0	0	0	0	5	0
Leach	1	0	1	1	3	0	0	0	0	0	0	1	0
Salvador	4	0	0	0	-2	6	0	0	0	0	0	4	0
Mottau	3	0	0	0	0	0	0	0	0	0	0	8	0
Brookbank	2	0	0	0	0	2	0	0	0	0	0	0	0
Holik	2	0	0	0	0	2	0	0	0	0	0	3	0
Vrana	2	0	0	0	0	2	0	0	0	0	0	0	0
Bergfors	1	0	0	0	0	0	0	0	0	0	0	1	0
Greene	1	0	0	0	0	0	0	0	0	0	0	1	0
Havelid	1	0	0	0	-2	0	0	0	0	0	0	0	0
Tallackson	1	0	0	0	0	0	0	0	0	0	0	1	0

Power Play: 4-11 (36.4%)
Penalty Kill: 10-13 (76.9%)

GOALS

Goals by Period	1st	2nd	3rd	OT	Total
LIGHTNING	4	4	3	0	12
DEVILS	2	9	5	1	17

SHOTS

Shots by Period	1st	2nd	3rd	OT	Total
LIGHTNING	40	37	35	7	119
DEVILS	44	57	51	10	162

at TAMPA BAY LIGHTNING

Date	Team	Opponent	Attend	Goaltenders	W Goal
19 Feb '09**	Lightning 2	Devils 3	14,408	Ramo vs Weekes	Partik Elias
23 Nov '08	Lightning 3	Devils 7	14,222	Kolzig, Ramo vs Clemmensen	Dainius Zubrus

at NEW JERSEY DEVILS

Date	Team	Opponent	Attend	Goaltenders	W Goal
03 Apr '09	Lightning 4	Devils 5	17,625	Ramo vs Brodeur, Weekes	Zach Parise
05 Nov '08**	Lightning 3	Devils 4	11,619	Smith vs Weekes	Jamie Langenbrunner

* - Overtime ** - Shootout

LIGHTNING GOALTENDING

Goalie	GP	Min	W-L-OT	SO	GA	SA	SV	GAA	SV%
Kolzig	1	32	0-1-0	0	5	28	23	9.48	.821
Smith	1	65	0-0-1	0	3	38	35	2.79	.921
Ramo	3	155	0-0-2	0	9	96	87	3.49	.906

DEVILS GOALTENDING

Goalie	GP	Min	W-L-OT	SO	GA	SA	SV	GAA	SV%
Weekes	3	151	2-0-0	0	6	80	74	2.38	.925
Clemmensen	1	60	1-0-0	0	3	29	26	3.01	.897
Brodeur	1	40	1-0-0	0	3	10	7	4.47	.700

NEW YORK ISLANDERS

Nassau Coliseum
1255 Hempstead Turnpike
Uniondale, NY 11553

Phone: (516) 501-6700
Fax: (516) 501-6762
Website: www.newyorkislanders.com
Team Colors: Navy blue, Orange
Inaugural Season: 1972-73
Arena: Nassau Coliseum (16,234)
Stanley Cup Titles: 4 (1980, 1981, 1982, 1983)
Television: FOX Sports New York
Radio: Bloomberg 1130 AM

Lightning Hotel on Long Island: Long Island Marriott
Phone: 516.794.3800
Fax: 516.794.5936

Owner/Governor: Charles B. Wang
President/Alternate Governor: Chris Dey
Senior VP/CFO & Alternate Governor: Art McCarthy
Senior VP of Sales, Marketing & Operations & Alternate Governor: Chris Dey
Executive Director of Player Development: Bryan Trottier
General Manager & Alternate Governor: Garth Snow
Assistant General Manager/Director of Amateur Scouting: Ryan Jankowski
Assistant to the General Manager: Kerry Gwydir
Manager, Hockey Administration: Joanne Holewa
Head Coach: Scott Gordan
Assistant Coaches: Dean Chynoweth, Scott Allen
Goaltending Coach: Mike Dunham
Strength and Conditioning Coach: Jesse Demers
Head Athletic Trainer: Garrett Timms
Assistant Athletic Trainer: Nates Goto
Head Equipment Manager: Scott Boggs
Assistant Equipment Managers: Richard Krouse
Equipment Assistant: Tom Kitz
Director of Communications: Seth Sylvan
Communications Manager: Kimber Auerbach
Media Relations Phone: (516) 501-6718
Media Relations Fax: (516) 501-6741
Press Box Phone: (516) 501-6792

2009-10 SCHEDULE

Date	Site	Time
Saturday, December 5	Tampa Bay	7:30 p.m.
Monday, December 21	New York	7 p.m.
Thursday, February 4	Tampa Bay	7:30 p.m.
Saturday, February 13	New York	2 p.m.

SERIES INFORMATION

Last Lightning Win: Feb. 7, 2009 (Lightning 1 vs. Islanders 0)
Last Islanders Win: Apr. 4, 2009 (Lightning 3 @ Islanders 1)
Last Tie: Oct. 6, 2000 (Lightning 3 vs. Islanders 3)
Last Lightning Overtime Win: Mar. 20, 2007 (Lightning 4 vs. Islanders 3)
Last Islanders Overtime Win: Oct. 16, 2008 (Lightning 3 vs. Islanders 4)
Last Lightning Shootout Win: Nov. 17, 2006 (Lightning 3 vs. Islanders 2)
Last Islanders Shootout Win: None
Last Lightning Shutout: Mar. 3, 2001 (Lightning 6 @ Islanders 0)
Last Islanders Shutout: Feb. 21, 2008 (Lightning 0 @ Islanders 1)
Last Lightning Win at Home: Feb. 7, 2009 (Lightning 1 vs. Islanders 0)
Last Islanders Win at Home: Apr. 4, 2009 (Lightning 3 @ Islanders 1)
Last Lightning Win at Long Island: Jan. 15, 2007 (Lightning 4 @ Islanders 3)
Last Islanders Win at Tampa Bay: Oct. 16, 2008 (Lightning 3 vs. Islanders 4)
Most Goals by Lightning: 8, Mar. 11, 2008 (Lightning 8 vs. Islanders 4)
Most Goals by Islanders: 7, three times, Last: Nov. 21, 2002 (Lightning 2 vs. Islanders 7)
Most Goals by Both Teams: 12, Mar. 11, 2008 (Lightning 8 vs. Islanders 4)
Last Lightning Hat Trick: Vincent Lecavalier, Mar. 11, 2008 (Lightning 8 vs. Islanders 4)
Last Islanders Hat Trick: Dave Scatchard, Feb. 11, 2003 (Lightning 2 @ Islanders 6)

ALL-TIME SERIES:

	Overall								Home								Road							
SEASON	GP	W	L	T	OTL	PTS	GF	GA	GP	W	L	T	OTL	PTS	GF	GA	GP	W	L	T	OTL	PTS	GF	GA
2008-09	4	1	2	-	1	3	6	10	2	1	0	-	1	3	4	4	2	0	2	-	0	0	2	6
2007-08	4	1	2	-	1	3	10	12	2	1	0	-	1	3	10	7	2	0	2	-	0	0	0	5
2006-07	4	4	0	-	0	8	15	9	2	2	0	-	0	4	6	5	2	2	0	-	0	4	9	4
2005-06	4	4	0	-	0	8	13	7	2	2	0	-	0	4	8	4	2	2	0	-	0	4	5	3
2004-05	Did Not Play																							
2003-04	4	1	3	0	0	2	6	13	2	1	1	0	0	2	4	5	2	0	2	0	0	0	2	8
2002-03	4	2	2	0	0	4	11	17	2	1	1	0	0	2	6	10	2	1	1	0	0	2	5	7
2001-02	4	0	4	0	0	0	5	15	2	0	2	0	0	0	3	6	2	0	2	0	0	0	2	9
2000-01	4	2	1	1	0	5	17	13	2	1	0	1	0	3	7	6	2	1	1	0	0	2	10	7
1999-00	4	2	1	0	1	5	12	11	2	2	0	0	0	4	8	4	2	0	1	0	1	1	4	7
1998-99	4	2	1	1	-	5	8	6	2	1	1	0	-	2	3	2	2	1	0	1	-	3	5	4
1997-98	5	0	5	0	-	0	2	22	3	0	3	0	-	0	2	14	2	0	2	0	-	0	0	8
1996-97	6	4	1	1	-	9	23	16	3	1	1	1	-	3	8	8	3	3	0	0	-	6	15	8
1995-96	5	4	1	0	-	8	16	12	2	2	0	0	-	4	9	6	3	2	1	0	-	4	7	6
1994-95	4	4	0	0	-	8	18	6	2	2	0	0	-	4	10	4	2	2	0	0	-	4	8	2
1993-94	5	1	4	0	-	2	11	16	3	1	2	0	-	2	6	9	2	0	2	0	-	0	5	7
1992-93	2	1	1	0	-	2	7	11	1	0	1	0	-	0	1	6	1	1	0	0	-	2	6	5
Totals	67	33	28	3	3	72	180	196	34	18	12	2	2	40	95	100	33	15	16	1	1	32	85	96

2008-09 Season Summary
Won: 1 Lost: 2 OT: 1

INDIVIDUAL SCORING TAMPA BAY LIGHTNING

Player	GP	G	A	P	+/-	PIM	PP	SH	GW	GT	EN	S	S%
Lecavalier	3	2	0	2	0	7	1	0	0	0	0	11	18.2
Prospal	4	1	1	2	1	6	0	0	0	0	0	9	11.1
Meszaros	2	0	2	2	0	4	0	0	0	0	0	5	0
Malone	4	1	0	1	1	7	0	0	0	0	0	10	10
Pettinger	3	1	0	1	-2	0	1	0	0	0	0	6	16.7
Roberts	2	1	0	1	0	0	0	0	1	0	0	3	33.3
St. Louis	4	0	1	1	-1	4	0	0	0	0	0	12	0
Stamkos	4	0	1	1	1	2	0	0	0	0	0	9	0
Recchi	3	0	1	1	-2	2	0	0	0	0	0	3	0
Eminger	2	0	1	1	-1	2	0	0	0	0	0	2	0
Murphy	2	0	1	1	0	0	0	0	0	0	0	3	0
Jokinen	1	0	1	1	1	0	0	0	0	0	0	3	0
Karsums	1	0	1	1	-1	6	0	0	0	0	0	2	0
Niskala	1	0	1	1	0	4	0	0	0	0	0	1	0
Artyukhin	4	0	0	0	0	2	0	0	0	0	0	2	0
Krajicek	4	0	0	0	2	2	0	0	0	0	0	8	0
Hall	3	0	0	0	-2	2	0	0	0	0	0	1	0
Halpern	3	0	0	0	0	0	0	0	0	0	0	3	0
Ranger	3	0	0	0	-4	6	0	0	0	0	0	7	0
Smaby	3	0	0	0	0	7	0	0	0	0	0	3	0
Craig	2	0	0	0	-1	0	0	0	0	0	0	1	0
Downie	2	0	0	0	1	2	0	0	0	0	0	3	0
Koci	2	0	0	0	0	15	0	0	0	0	0	0	0
Bochenski	1	0	0	0	0	0	0	0	0	0	0	3	0
Carle	1	0	0	0	0	0	0	0	0	0	0	2	0
Gratton	1	0	0	0	-1	0	0	0	0	0	0	0	0
Konopka	1	0	0	0	0	5	0	0	0	0	0	1	0
Lashoff	1	0	0	0	-1	0	0	0	0	0	0	3	0
Lundin	1	0	0	0	1	0	0	0	0	0	0	1	0
Mihalik	1	0	0	0	-1	0	0	0	0	0	0	1	0
Szczechura	1	0	0	0	-1	2	0	0	0	0	0	2	0
Vrbata	1	0	0	0	1	0	0	0	0	0	0	4	0
Welch	1	0	0	0	0	0	0	0	0	0	0	0	0

Power Play: 2-19 (10.5%%)
Penalty Kill: 20-24 (83.3%)

INDIVIDUAL SCORING NEW YORK ISLANDERS

Player	GP	G	A	P	+/-	PIM	PP	SH	GW	GT	EN	S	S%
Hunter	3	3	0	3	2	4	1	0	1	0	0	9	33.3
Comrie	3	1	2	3	3	2	0	0	0	0	0	4	25
Gervais	4	0	3	3	0	2	0	0	0	0	0	4	0
Nielsen	4	0	3	3	1	0	0	0	0	0	0	7	0
Martinek	3	2	0	2	1	4	1	0	1	0	0	4	50
Park	4	1	1	2	2	4	0	0	0	0	0	8	12.5
Weight	4	1	1	2	2	2	1	0	0	0	0	8	12.5
Okposo	3	0	2	2	1	4	0	0	0	0	0	9	0
Joensuu	1	0	2	2	1	0	0	0	0	0	0	3	0
Bailey	3	1	0	1	0	0	1	0	0	0	0	2	50
Streit	2	1	0	1	1	0	0	0	1	0	0	6	16.7
Witt	4	0	1	1	-1	4	0	0	0	0	0	3	0
Comeau	3	0	1	1	0	2	0	0	0	0	0	2	0
Guerin	3	0	1	1	1	5	0	0	0	0	0	8	0
Tambellini	2	0	1	1	0	0	0	0	0	0	0	5	0
Hilbert	3	0	0	0	-2	0	0	0	0	0	0	5	0
Hillen	3	0	0	0	1	4	0	0	0	0	0	5	0
Jackman	3	0	0	0	-1	10	0	0	0	0	0	2	0
Pock	3	0	0	0	2	2	0	0	0	0	0	2	0
Thompson	3	0	0	0	-2	0	0	0	0	0	0	7	0
Bergenheim	2	0	0	0	-2	0	0	0	0	0	0	2	0
Campoli	2	0	0	0	-1	2	0	0	0	0	0	4	0
Callahan	1	0	0	0	0	0	0	0	0	0	0	0	0
Fraser	1	0	0	0	0	0	0	0	0	0	0	0	0
Fritz	1	0	0	0	0	5	0	0	0	0	0	0	0
Iggulden	1	0	0	0	0	0	0	0	0	0	0	0	0
Meyer	1	0	0	0	1	4	0	0	0	0	0	2	0
Rechlicz	1	0	0	0	0	7	0	0	0	0	0	0	0
Sim	1	0	0	0	-1	2	0	0	0	0	0	1	0

Power Play: 4-24 (16.7%)
Penalty Kill: 17-19 (89.5%)

GOALS

Goals by Period	1st	2nd	3rd	OT	Total
LIGHTNING	0	1	5	0	6
ISLANDERS	2	5	2	1	10

SHOTS

Shots by Period	1st	2nd	3rd	OT	Total
LIGHTNING	44	39	41	0	124
ISLANDERS	31	47	33	1	112

at TAMPA BAY LIGHTNING

Date	Team	Opponent	Attend	Goaltenders	W Goal
07 Feb '09	Lightning 1	Islanders 0	14,810	McKenna vs Danis	Gary Roberts
16 Oct '08*	Lightning 3	Islanders 4	12,420	Kolzig vs MacDonald	Trent Hunter

at NEW YORK ISLANDERS

Date	Team	Opponent	Attend	Goaltenders	W Goal
04 Apr '09	Lightning 1	Islanders 3	12,809	McKenna vs Danis	Radek Martinek
03 Feb '09	Lightning 1	Islanders 3	9,808	McKenna, Ramo vs Danis	Mark Streit

* - Overtime ** - Shootout

LIGHTNING GOALTENDING

Goalie	GP	Min	W-L-OT	SO	GA	SA	SV	GAA	SV%
McKenna	3	147	1-1-0	1	3	60	57	1.22	.950
Kolzig	1	61	0-0-1	0	4	36	32	3.95	.889
Ramo	1	30	0-1-0	0	3	16	13	6.04	.812

ISLANDERS GOALTENDING

Goalie	GP	Min	W-L-OT	SO	GA	SA	SV	GAA	SV%
Danis	3	180	2-1-0	0	3	88	85	1.00	.966
MacDonald	1	61	1-0-0	0	3	36	33	2.97	.917

NEW YORK RANGERS

2 Penn Plaza
New York, NY 10121

Phone: (212) 465-6486
Fax: (212) 465-6494
Website: www.newyorkrangers.com
Team Colors: Blue, Red and White
Inaugural Season: 1926-27
Arena: Madison Square Garden (18,200)
Stanley Cup Titles: 4 (1928, 1933, 1940, 1994)
Television: Madison Square Garden Network
Radio: MSG Radio
Lightning Hotel in New York: Westin New York at Times Square
Phone: (212) 201-2700
Fax: (212) 201-2701

Chairman, Madison Square Garden, Governor: James L. Dolan
Vice Chairman, Madison Square Garden, Alternate Governor: Hank J. Ratner
President, MSG Sports: Scott O'Neil
President/Chief Operating Officer, MSG Sports Teams: Steve Mills
President/General Manager/NHL Alternate Governor: Glen Sather
Assistant General Manager, Player Personnel: Jim Schoenfeld
Assistant General Manager, Hockey Administration: Cameron Hope
Senior Advisor to President and General Manager, Director of US Scouting: Mike Barnett
Director of Player Personnel: Gordie Clark
Head Coach: John Tortorella
Assistant Coaches: Mike Sullivan, Benoit Allaire
Head Athletic Trainer: Jim Ramsay
Massage Therapist/Assistant Trainer: Bruce Lifrieri
Equipment Manager: Acacio Marques
Strength and Conditioning Coordinator: Reg Grant
Strength and Conditioning Advisor: Daniel Hedin
Video Analyst: Jerry Dineen
Vice President of Public Relations and Player Recuitment: John Rosasco
Director of Public Relations: Brendan McIntyre
Public Relations Manager: Lauren Buchman
Public Relations Coordinator: Dino Ticinelli
Medi Relatios Phone: (212) 465-6486
Media Relations Fax: (212) 465-6494
Press Box Phone: (212) 465-6761

2009-10 SCHEDULE

Date	Site	Time
Friday, November 27	**Tampa Bay**	**7:30 p.m.**
Tuesday, January 19	**New York**	**7 p.m.**
Sunday, February 14	**New York**	**1 p.m.**
Friday, April 2	**Tampa Bay**	**7:30 p.m.**

SERIES INFORMATION

Last Lightning Win: Mar. 15, 2008 (Lightning 3 vs. Rangers 0)
Last New York Win: Nov. 26, 2008 (Lightning 2 vs. Rangers 3)
Last Tie: Mar. 15, 2000 (Lightning 4 @ Rangers 4)
Last Lightning Overtime Win: Jan. 3, 2006 (Lightning 1 @ Rangers 0)
Last Rangers Overtime Win: Apr. 5, 2001 (Lightning 3 vs. Rangers 4)
Last Lightning Shootout Win: Mar. 25, 2006 (Lightning 4 vs. Rangers 3)
Last New York Shootout Win: Nov. 26, 2008 (Lightning 2 vs. Rangers 3)
Last Lightning Shutout: Mar. 15, 2008 (Lightning 3 vs. Rangers 0)
Last New York Shutout: Feb. 9, 2007 (Lightning 0 @ Rangers 5)
Last Lightning Win at Home: Mar. 15, 2008 (Lightning 3 vs. Rangers 0)
Last New York Win at Home: Nov. 6, 2008 (Lightning 2 @ Rangers 5)
Last Lightning Win at New York: Jan. 8, 2008 (Lightning 5 @ Rangers 3)
Last New York Win at Tampa Bay: Nov. 26, 2008 (Lightning 2 vs. Rangers 3)
Most Goals by Lightning: 6, twice, last: Mar. 22, 1999 (Lightning 6 vs. Rangers 3)
Most Goals by New York: 10, Nov. 10, 1998 (Lightning 2 vs. Rangers 10)
Most Goals by Both Teams: 12, Nov. 10, 1998 (Lightning 2 vs. Rangers 10)
Last Lightning Hat Trick: Dan Boyle, Dec. 23, 2006 (Lightning 4 @ Rangers 3)
Last New York Hat Trick: Chris Drury, Nov. 6, 2008 (Lightning 2 @ Rangers 5)

ALL-TIME SERIES:

	Overall								Home								Road							
SEASON	**GP**	**W**	**L**	**T**	**OTL**	**PTS**	**GF**	**GA**	**GP**	**W**	**L**	**T**	**OTL**	**PTS**	**GF**	**GA**	**GP**	**W**	**L**	**T**	**OTL**	**PTS**	**GF**	**GA**
2008-09	4	0	3	-	1	1	6	11	2	0	1	-	1	1	3	4	2	0	2	-	0	0	3	7
2007-08	4	2	2	-	0	4	10	8	2	1	1	-	0	2	4	2	2	1	1	-	0	2	6	6
2006-07	4	2	2	-	0	4	8	14	2	2	0	-	0	4	7	5	2	0	2	-	0	0	1	9
2005-06	4	2	2	-	0	4	9	12	2	1	1	-	0	2	6	8	2	1	1	-	0	2	3	4
2004-05	Did Not Play																							
2003-04	4	3	1	0	0	6	10	7	2	1	1	0	0	2	5	4	2	2	0	0	0	4	5	3
2002-03	4	3	1	0	0	6	15	9	2	2	0	0	0	4	8	3	2	1	1	0	0	2	7	6
2001-02	4	2	2	0	0	4	10	9	2	1	1	0	0	2	9	8	2	1	1	0	0	2	1	1
2000-01	4	1	2	0	1	3	12	17	2	0	1	0	1	1	7	9	2	1	1	0	0	2	5	8
1999-00	4	0	1	2	1	3	13	17	2	0	1	1	0	1	5	8	2	0	0	1	1	2	8	9
1998-99	4	1	3	0	-	2	11	20	2	1	1	0	-	2	8	13	2	0	2	0	-	0	3	7
1997-98	6	3	2	1	-	7	17	14	3	2	0	1	-	5	10	5	3	1	2	0	-	2	7	9
1996-97	5	5	0	0	-	10	22	12	2	2	0	0	-	4	9	4	3	3	0	0	-	6	13	8
1995-96	5	2	2	1	-	5	18	19	3	1	1	1	-	3	11	12	2	1	1	0	-	2	7	7
1994-95	4	0	3	1	-	1	10	15	2	0	2	0	-	0	3	6	2	0	1	1	-	1	7	9
1993-94	5	2	3	0	-	4	19	19	2	1	1	0	-	2	7	6	3	1	2	0	-	2	12	13
1992-93	3	1	2	0	-	2	14	12	1	0	1	0	-	0	4	5	2	1	1	0	-	2	10	7
Totals	68	29	31	5	3	66	204	215	33	15	13	3	2	35	106	102	35	14	18	2	1	31	98	113

NEW YORK RANGERS

2008-09 Season Summary
Won: 0 Lost: 3 OT: 1

INDIVIDUAL SCORING TAMPA BAY LIGHTNING

Player	GP	G	A	P	+/-	PIM	PP	SH	GW	GT	EN	S	S%
St.	4	2	2	4	1	0	0	0	0	0	0	10	20
Malone	4	2	0	2	-1	20	2	0	0	0	0	4	50
Recchi	4	1	1	2	0	2	0	0	0	0	0	9	11.1
Lecavalier	4	0	2	2	0	0	0	0	0	0	0	14	0
Meszaros	4	0	2	2	1	4	0	0	0	0	0	5	0
Hall	4	1	0	1	0	2	0	0	0	0	0	3	33.3
Prospal	4	0	1	1	0	0	0	0	0	0	0	11	0
Gratton	3	0	1	1	1	2	0	0	0	0	0	1	0
Malik	2	0	1	1	0	4	0	0	0	0	0	1	0
Eminger	1	0	1	1	0	0	0	0	0	0	0	1	0
Artyukhin	4	0	0	0	-1	6	0	0	0	0	0	8	0
Jokinen	4	0	0	0	-1	2	0	0	0	0	0	5	0
Stamkos	4	0	0	0	-2	9	0	0	0	0	0	6	0
Vrbata	4	0	0	0	0	2	0	0	0	0	0	8	0
Carle	3	0	0	0	1	0	0	0	0	0	0	4	0
Lundin	3	0	0	0	0	0	0	0	0	0	0	1	0
Roberts	3	0	0	0	1	14	0	0	0	0	0	5	0
Heward	2	0	0	0	-1	2	0	0	0	0	0	2	0
Krajicek	2	0	0	0	0	2	0	0	0	0	0	1	0
Mihalik	2	0	0	0	-1	2	0	0	0	0	0	1	0
Niskala	2	0	0	0	0	0	0	0	0	0	0	1	0
Ranger	2	0	0	0	0	0	0	0	0	0	0	5	0
Craig	1	0	0	0	-1	0	0	0	0	0	0	1	0
Koci	1	0	0	0	0	5	0	0	0	0	0	0	0
O'Brien	1	0	0	0	-1	0	0	0	0	0	0	0	0

Power Play: 2-18 (11.1%)
Penalty Kill: 19-25 (76.0%)

INDIVIDUAL SCORING NEW YORK RANGERS

Player	GP	G	A	P	+/-	PIM	PP	SH	GW	GT	EN	S	S%
Naslund	4	3	1	4	-1	0	1	0	0	0	0	11	27.3
Gomez	4	1	3	4	-2	0	0	0	1	0	0	15	6.7
Rozsival	4	0	4	4	2	4	0	0	0	0	0	11	0
Zherdev	4	0	4	4	3	9	0	0	0	0	0	11	0
Drury	4	3	0	3	-1	2	2	1	1	0	0	17	17.6
Redden	4	1	2	3	0	4	1	0	0	0	0	4	25
Voros	4	0	2	2	2	17	0	0	0	0	0	5	0
Callahan	4	1	0	1	-2	0	1	0	0	0	0	16	6.2
Dubinsky	4	1	0	1	2	4	1	0	1	0	0	9	11.1
Staal	4	1	0	1	3	4	0	0	0	0	0	7	14.3
Girardi	4	0	1	1	-3	4	0	0	0	0	0	5	0
Kalinin	4	0	1	1	-2	2	0	0	0	0	0	7	0
Mara	4	0	1	1	2	0	0	0	0	0	0	10	0
Betts	4	0	0	0	1	0	0	0	0	0	0	7	0
Orr	4	0	0	0	0	9	0	0	0	0	0	4	0
Dawes	3	0	0	0	0	2	0	0	0	0	0	5	0
Korpikoski	3	0	0	0	0	0	0	0	0	0	0	0	0
Prucha	3	0	0	0	0	0	0	0	0	0	0	2	0
Sjostrom	2	0	0	0	0	2	0	0	0	0	0	3	0
Fritsche	1	0	0	0	0	2	0	0	0	0	0	1	0

Power Play: 6-25 (24.0%)
Penalty Kill: 16-18 (88.9%)

at TAMPA BAY LIGHTNING

Date	Team	Opponent	Attend	Goaltenders	W Goal
26 Nov '08**	Lightning 2	Rangers 3	16,991	Smith vs Lundqvist	Markus Naslund
04 Oct '08	Lightning 1	Rangers 2	17,085	Smith vs Lundqvist	Brandon Dubinsky

at NEW YORK RANGERS

Date	Team	Opponent	Attend	Goaltenders	W Goal
06 Nov '08	Lightning 2	Rangers 5	18,200	Smith vs Lundqvist	Chris Drury
05 Oct '08	Lightning 1	Rangers 2	17, 085	Kolzig vs Lundqvist	Scott Gomez

* - Overtime ** - Shootout

GOALS

Goals by Period	1st	2nd	3rd	OT	Total
LIGHTNING	1	2	3	0	6
RANGERS	1	6	4	0	11

SHOTS

Shots by Period	1st	2nd	3rd	OT	Total
LIGHTNING	25	39	43	0	107
RANGERS	52	53	42	3	150

LIGHTNING GOALTENDING

Goalie	GP	Min	W-L-OT	SO	GA	SA	SV	GAA	SV%
Kolzig	1	59	0-1-0	0	2	39	37	2.03	.949
Smith	3	184	0-2-1	0	9	111	102	2.94	.919

RANGERS GOALTENDING

Goalie	GP	Min	W-L-OT	SO	GA	SA	SV	GAA	SV%
Lundqvist	4	244	4-0-0	0	6	107	101	1.47	.944

OTTAWA SENATORS

1000 Palladium Drive
Ottawa, Ontario K2V 1A5

Phone: (613) 599-0250
Fax: (613) 599-0358
Website: www.ottawasenators.com
Team Colors: Red, Black, Gold and White
Inaugural Season: 1992-93
Arena: Scotiabank Place (19,153)
Stanley Cup Titles: None
Television: Rogers Sportsnet, A-Channel and RDS
Radio: Team 1200 (English) and Radio 104.7 FM (French)
Lightning Hotel in Ottawa: Brookstreet Hotel
Phone: (613) 271-3592
Fax: (613) 271-2541

Owner, Governor and Chairman: Eugene Melnyk
President and Alternate Governor: Cyril Leeder
General Manager: Bryan Murray
Assistant General Manager: Tim Murray
Director of Hockey Operations: Brent Flahr
Assistant to the General Manager: Allison Vaughan
Director of Player Development: Randy Lee
Director of Player Services: Chad Schella
Hockey Administrator: Kevin Billet
Head Coach: Cory Clouston
Assistant Coaches: Greg Carvel
Goaltending Coach: Eli Wilson
Video Coach: Tim Pattyson
Conditioning Coach: Adam Douglas
Head Athletic Trainer: Gerry Townend
Head Equipment Manager: Scot Allegrino
Assistant Equipment Manager: Chris Cook
Massage Therapist: Shawn Markwick
Vice President, Communications: Phil Legault
Manager, Communications: Brian Morris
Media Relations Phone: (613) 599-0275
Media Relations Fax: (613) 599-5562
Press Box Phone: (613) 599-5436

2009-10 SCHEDULE

Date	Site	Time
Thursday, October 15	Ottawa	7 p.m.
Thursday, October 29	Tampa Bay	7:30 p.m.
Thursday, November 5	Ottawa	7:30 p.m.
Thursday, April 8	Tampa Bay	7:30 p.m.

SERIES INFORMATION

Last Lightning Win: Nov. 1, 2008 (Lightning 3 vs. Ottawa 2)
Last Ottawa Win: Mar. 29, 2009 (Lightning 0 vs. Ottawa 3)
Last Tie: Feb. 4, 2002 (Lightning 4 vs. Ottawa 4)
Last Lightning Overtime Win: Mar. 2, 1995 (Lightning 3 @ Ottawa 2)
Last Ottawa Overtime Win: Mar. 11, 2009 (Lightning 2 @ Ottawa 3)
Last Lightning Shootout Win: Nov. 1, 2008 (Lightning 3 vs. Ottawa 2)
Last Ottawa Shootout Win: None
Last Lightning Shutout: Jan. 19, 2008 (Lightning 2 @ Ottawa 0)
Last Ottawa Shutout: Mar. 29, 2009 (Lightning 0 vs. Ottawa 3)
Last Lightning Win at Home: Nov. 1, 2008 (Lightning 3 vs. Ottawa 2)
Last Ottawa Win at Home: Mar. 11, 2009 (Lightning 2 @ Ottawa 3)
Last Lightning Win at Ottawa: Jan. 19, 2008 (Lightning 2 @ Ottawa 0)
Last Ottawa Win at Tampa Bay: Mar. 29, 2009 (Lightning 0 vs. Ottawa 3)
Most Goals by Lightning: 6, three times, last: Jan. 20, 2003 (Lightning 6 vs. Ottawa 2)
Most Goals by Ottawa: 9, Mar. 8, 1999 (Lightning 3 @ Ottawa 9)
Most Goals by Both Teams: 12, two times, last: Jan. 24, 2008 (Lightning 4 vs. Ottawa 8)
Last Lightning Hat Trick: None
Last Ottawa Hat Trick: Daniel Alfredsson, Jan. 24, 2008 (Lightning 4 vs. Ottawa 8)

ALL-TIME SERIES:

	Overall								Home								Road							
SEASON	GP	W	L	T	OTL	PTS	GF	GA	GP	W	L	T	OTL	PTS	GF	GA	GP	W	L	T	OTL	PTS	GF	GA
2008-09	4	1	2	-	1	3	4	10	2	1	1	-	0	2	3	5	2	0	1	-	1	1	1	5
2007-08	4	2	1	-	1	5	12	15	2	1	1	-	0	2	7	11	2	1	0	-	1	3	5	4
2006-07	4	2	2	-	0	4	11	15	2	1	1	-	0	2	5	8	2	1	1	-	0	2	6	7
2005-06	4	0	4	-	0	0	6	16	2	0	2	-	0	0	1	8	2	0	2	-	0	0	5	8
2004-05	Did Not Play																							
2003-04	4	0	3	0	1	1	9	17	2	0	1	0	1	1	5	9	2	0	2	0	0	0	4	8
2002-03	4	2	2	0	0	4	11	16	2	1	1	0	0	2	9	8	2	1	1	0	0	2	2	8
2001-02	4	0	3	1	0	1	8	14	2	0	1	1	0	1	5	6	2	0	2	0	0	0	3	8
2000-01	4	0	4	0	0	0	5	22	2	0	2	0	0	0	2	11	2	0	2	0	0	0	3	11
1999-00	4	2	2	0	0	4	15	18	2	2	0	0	0	4	11	7	2	0	2	0	0	0	4	11
1998-99	4	0	3	1	-	1	10	22	2	0	1	1	-	1	6	8	2	0	2	0	-	0	4	14
1997-98	4	1	3	0	-	2	8	11	2	0	2	0	-	0	4	8	2	1	1	0	-	2	4	3
1996-97	4	2	2	0	-	4	14	13	2	1	1	0	-	2	7	5	2	1	1	0	-	2	7	8
1995-96	4	2	2	0	-	4	11	13	2	1	1	0	-	2	8	8	2	1	1	0	-	2	3	5
1994-95	4	1	3	0	-	2	8	14	2	0	2	0	-	0	4	6	2	1	1	0	-	2	4	8
1993-94	4	4	0	0	-	8	17	6	2	2	0	0	-	4	8	4	2	2	0	0	-	4	9	2
1992-93	2	2	0	0	-	4	4	2	1	1	0	0	-	2	1	0	1	1	0	0	-	2	3	2
Totals	62	21	36	2	3	47	153	224	31	11	17	2	1	25	86	112	31	10	19	0	2	22	67	112

2008-09 Season Summary
Won: 1 Lost: 2 OT: 1

INDIVIDUAL SCORING TAMPA BAY LIGHTNING

Player	GP	G	A	P	+/-	PIM	PP	SH	GW	GT	EN	S	S%
Krajicek	4	0	3	3	1	2	0	0	0	0	0	0	0
Lecavalier	4	1	1	2	-1	0	0	0	0	0	0	11	9.1
Prospal	4	0	2	2	0	4	0	0	0	0	0	4	0
Hall	4	1	0	1	0	0	1	0	0	0	0	8	12.5
Carle	1	1	0	1	1	0	0	0	0	0	0	1	100
Murphy	1	1	0	1	-1	0	1	0	0	0	0	3	33.3
Artyukhin	4	0	1	1	1	20	0	0	0	0	0	9	0
St.Louis	4	0	1	1	-2	0	0	0	0	0	0	2	0
Craig	4	0	0	0	-1	4	0	0	0	0	0	6	0
Stamkos	4	0	0	0	-2	0	0	0	0	0	0	11	0
Malone	3	0	0	0	-1	4	0	0	0	0	0	3	0
Pettinger	3	0	0	0	0	0	0	0	0	0	0	5	0
Halpern	2	0	0	0	0	2	0	0	0	0	0	0	0
Jokinen	2	0	0	0	-1	2	0	0	0	0	0	3	0
Karsums	2	0	0	0	0	0	0	0	0	0	0	1	0
Malik	2	0	0	0	0	2	0	0	0	0	0	2	0
Melichar	2	0	0	0	-1	2	0	0	0	0	0	2	0
Meszaros	2	0	0	0	-2	0	0	0	0	0	0	3	0
Petiot	2	0	0	0	0	2	0	0	0	0	0	3	0
Ranger	2	0	0	0	0	12	0	0	0	0	0	3	0
Recchi	2	0	0	0	-1	0	0	0	0	0	0	5	0
Szczechura	2	0	0	0	-1	2	0	0	0	0	0	4	0
Welch	2	0	0	0	0	4	0	0	0	0	0	0	0
Bochenski	1	0	0	0	0	0	0	0	0	0	0	3	0
Eminger	1	0	0	0	0	2	0	0	0	0	0	0	0
Gratton	1	0	0	0	-1	0	0	0	0	0	0	3	0
Heward	1	0	0	0	0	0	0	0	0	0	0	2	0
Koci	1	0	0	0	0	2	0	0	0	0	0	0	0
Konopka	1	0	0	0	0	5	0	0	0	0	0	0	0
Lashoff	1	0	0	0	-1	2	0	0	0	0	0	1	0
Lundin	1	0	0	0	0	0	0	0	0	0	0	0	0
Roberts	1	0	0	0	-1	0	0	0	0	0	0	1	0
Smaby	1	0	0	0	-1	0	0	0	0	0	0	2	0

Power Play: 2-18 (11.1%)
Penalty Kill: 17-22 (77.3%)

INDIVIDUAL SCORING OTTAWA SENATORS

Player	GP	G	A	P	+/-	PIM	PP	SH	GW	GT	EN	S	S%
Alfredsson	4	1	3	4	2	4	0	0	0	0	1	12	8.3
Fisher	4	1	2	3	3	0	0	0	1	0	0	4	25
Kuba	3	0	3	3	2	2	0	0	0	0	0	3	0
Heatley	4	2	0	2	1	2	1	0	1	0	0	11	18.2
Shannon	2	2	0	2	1	0	1	0	0	0	0	7	28.6
Spezza	4	1	1	2	1	6	1	0	0	0	0	14	7.1
Vermette	2	1	1	2	2	4	1	0	0	0	0	8	12.5
Phillips	4	0	2	2	2	6	0	0	0	0	0	5	0
Kelly	4	1	0	1	0	0	0	1	0	0	0	3	33.3
Picard	2	1	0	1	0	0	1	0	1	0	0	4	25
Foligno	4	0	1	1	1	0	0	0	0	0	0	6	0
Bell	3	0	1	1	1	2	0	0	0	0	0	5	0
Volchenkov	3	0	1	1	2	0	0	0	0	0	0	3	0
Schubert	2	0	1	1	-1	2	0	0	0	0	0	2	0
Zubov	1	0	1	1	0	0	0	0	0	0	0	2	0
Donovan	4	0	0	0	0	2	0	0	0	0	0	0	0
Ruutu	4	0	0	0	-1	4	0	0	0	0	0	5	0
Winchester	4	0	0	0	-1	2	0	0	0	0	0	5	0
Lee	3	0	0	0	0	2	0	0	0	0	0	4	0
Neil	3	0	0	0	-1	7	0	0	0	0	0	2	0
Campoli	2	0	0	0	1	2	0	0	0	0	0	6	0
Comrie	2	0	0	0	0	0	0	0	0	0	0	2	0
Smith	2	0	0	0	-1	0	0	0	0	0	0	4	0
McAmmond	1	0	0	0	-1	0	0	0	0	0	0	3	0
Regin	1	0	0	0	0	0	0	0	0	0	0	0	0

Power Play: 5-22 (22.7%)
Penalty Kill: 16-18 (88.9%)

GOALS

Goals by Period	1st	2nd	3rd	OT	Total
LIGHTNING	1	2	1	0	4
SENATORS	3	4	2	1	10

SHOTS

Shots by Period	1st	2nd	3rd	OT	Total
LIGHTNING	36	35	26	5	102
SENATORS	34	40	41	6	121

LIGHTNING GOALTENDING

Goalie	GP	Min	W-L-OT	SO	GA	SA	SV	GAA	SV%
Smith	2	124	1-1-0	0	3	63	60	1.45	.952
Ramo	2	123	0-1-1	0	6	56	50	2.94	.893

SENATORS GOALTENDING

Goalie	GP	Min	W-L-OT	SO	GA	SA	SV	GAA	SV%
Elliott	2	123	2-0-0	1	2	44	42	.98	.955
Gerber	1	60	1-0-0	1	0	24	24	0.00	1.000
Auld	1	65	0-0-1	0	2	34	32	1.85	.941

at TAMPA BAY LIGHTNING

Date	Team	Opponent	Attend	Goaltenders	W Goal
29 Mar '09	Lightning 0	Senators 3	16,427	Ramo vs Elliott	Dany Heatley
01 Nov '08**	Lightning 3	Senators 2	16,104	Smith vs Auld	Evgeny Artyukhin

at OTTAWA SENATORS

Date	Team	Opponent	Attend	Goaltenders	W Goal
11Mar '09*	Lightning 2	Senators 3	19,231	Ramo vs Elliott	Mike Fisher
13 Dec '08	Lightning 0	Senators 2	18,446	Smith vs Gerber	Alexandre Picard

* - Overtime ** - Shootout

PHILADELPHIA FLYERS

3601 South Broad Street
Philadelphia, PA 19148

Phone: (215) 465-4500
Fax: (215) 389-9403
Website: www.philadelphiaflyers.com
Team Colors: Orange, Black and White
Inaugural Season: 1967-68
Arena: First Union Center (19,523)
Stanley Cup Titles: 2 (1974, 1975)
Television: Comcast SportsNet, UPN-57 WPSG-TV
Radio: SportsRadio 610 WIP (610 AM)

Lightning Hotel in Philadelphia: Four Seasons
Phone: (215) 963-1500
Fax: (215) 963-9506

Chairman, Governor: Ed Snider
President and COO of Comcast-Spectacor: Peter Luukko
General Manager: Paul Holmgren
Senior Vice President: Bob Clarke
Executive Vice President: Keith Allen
Assistant General Manager: Barry Hanrahan
Director of Hockey Operations: Chris Pryor
Director of Player Development: Don Luce
Director of Player Personnel: Dave Brown
Head Coach: John Stevens
Assistant Coaches: Joe Mullen, Jack McIlhargey, Craig Berube
Video Coordinator: Adam Patterson
Athletic Trainer/Strength & Conditioning Instructor: Jim McCrossin
Assistant Athletic Trainer: Sal Raffa
Head Equipment Manager: Derek Settlemyre
Equipment Managers: Anthony "Rock" Oratoro, Harry Bricker
Senior Director of Communications: Zack Hill
Director of Media Services and Publications: Joe Siville
Manager, Communications and New Media: Kevin Kurz
Media Relations Phone: (215) 389-9554
Media Relations Fax: (215) 389-9403
Press Box Phone: (215) 336-3600 x2115

2009-10 SCHEDULE

Date	Site	Time
Monday, November 2	Philadelphia	7 p.m.
Wednesday, December 23	Tampa Bay	7:30 p.m.
Saturday, January 9	Philadelphia	7 p.m.
Tuesday, March 2	Tampa Bay	7:30 p.m.

SERIES INFORMATION

Last Lightning Win: Jan. 15, 2009 (Lightning 4 vs. Philadelphia 1)
Last Philadelphia Win: Jan. 30, 2009 (Lightning 1 vs. Philadelphia 6)
Last Tie: Mar. 18, 2002 (Lightning 3 @ Philadelphia 3)
Last Lightning Overtime Win: Dec. 18, 2003 (Lightning 5 @ Philadelphia 4)
Last Philadelphia Overtime Win: Dec. 2. 2008 (Lightning 3 @ Philadelphia 4)
Last Lightning Shootout Win: Jan. 30, 2007 (Lightning 4 @ Philadelphia 3)
Last Philadelphia Shootout Win: None
Last Lightning Shutout: Jan. 28, 2006 (Lightning 6 @ Philadelphia 0)
Last Philadelphia Shutout: Dec. 1, 2001 (Lightning 0 @ Philadelphia 2)
Last Lightning Win at Home: Jan. 15, 2009 (Lightning 4 vs. Philadelphia 1)
Last Philadelphia Win at Home: Dec. 2. 2008 (Lightning 3 @ Philadelphia 4)
Last Lightning Win at Philadelphia: Nov. 8, 2008 (Lightning 2 @ Philadelphia 1)
Last Philadelphia Win at Tampa Bay: Jan. 30, 2009 (Lightning 1 vs. Philadelphia 6)
Most Goals by Lightning: 6, three times, last: Mar. 17,2006 (Lightning 6 vs. Philadelphia 3)
Most Goals by Philadelphia: 7, Oct. 21, 1997 (Lightning 1 @ Philadelphia 7)
Most Goals by Both Teams: 10, Mar. 13, 1994 (Lightning 5 @ Philadelphia 5)
Last Lightning Hat Trick: Fredrik Modin, twice, last: Jan. 28, 2006 (Lightning 6 @ Philadelphia 0)
Last Philadelphia Hat Trick: John LeClair, Dec. 6, 2000 (Lightning 3 @ Philadelphia 6)

ALL-TIME SERIES:

	Overall								Home								Road							
SEASON	GP	W	L	T	OTL	PTS	GF	GA	GP	W	L	T	OTL	PTS	GF	GA	GP	W	L	T	OTL	PTS	GF	GA
2008-09	4	2	1	-	1	5	10	12	2	1	1	-	0	2	5	7	2	1	0	-	1	3	5	5
2007-08	4	2	2	-	0	4	14	12	2	1	1	-	0	2	7	6	2	1	1	-	0	2	7	6
2006-07	4	3	1	-	0	6	15	10	2	1	1	-	0	2	7	5	2	2	0	-	0	4	8	5
2005-06	4	4	0	-	0	8	21	7	2	2	0	-	0	4	11	5	2	2	0	-	0	4	10	2
2004-05	Did Not Play																							
2003-04	4	4	0	0	0	8	18	8	2	2	0	0	0	4	11	3	2	2	0	0	0	4	7	5
2002-03	4	1	3	0	0	2	8	10	2	0	2	0	0	0	3	7	2	1	1	0	0	2	5	3
2001-02	4	0	3	1	0	1	6	11	2	0	2	0	0	0	3	6	2	0	1	1	0	1	3	5
2000-01	4	1	2	1	0	3	7	12	2	1	1	0	0	2	4	6	2	0	1	1	0	1	3	6
1999-00	4	1	2	0	1	3	7	12	2	1	0	0	1	3	6	4	2	0	2	0	0	0	1	8
1998-99	4	1	2	1	-	3	10	14	2	1	1	0	-	2	6	6	2	0	1	1	-	1	4	8
1997-98	6	0	5	1	-	1	9	27	3	0	2	1	-	1	6	14	3	0	3	0	-	0	3	13
1996-97	5	2	2	1	-	5	13	10	3	1	2	0	-	2	9	8	2	1	0	1	-	3	4	2
1995-96	5	1	2	2	-	4	9	12	2	1	1	0	-	2	6	5	3	0	1	2	-	2	3	7
1994-95	4	0	4	0	-	0	11	17	2	0	2	0	-	0	5	9	2	0	2	0	-	0	6	8
1993-94	5	1	3	1	-	3	13	17	3	1	2	0	-	2	8	9	2	0	1	1	-	1	5	8
1992-93	2	1	1	0	-	2	6	7	1	1	0	0	-	2	4	1	1	0	1	0	-	0	2	6
Totals	67	24	33	8	2	58	177	198	34	14	18	1	1	30	101	101	33	10	15	7	1	28	76	97

FLYERS®

2008-09 Season Summary
Won: 2 Lost: 1 OT: 1

INDIVIDUAL SCORING TAMPA BAY LIGHTNING

Player	GP	G	A	P	+/-	PIM	PP	SH	GW	GT	EN	S	S%
Prospal	4	3	1	4	-2	0	2	0	1	0	0	13	23.1
Recchi	4	1	3	4	0	4	1	0	0	0	0	3	33.3
St. Louis	4	1	2	3	-2	0	0	0	0	0	0	21	4.8
Lecavalier	4	1	1	2	-3	0	0	0	0	0	0	23	4.3
Jokinen	2	1	1	2	1	2	0	0	0	0	0	3	33.3
Stamkos	4	0	2	2	1	4	0	0	0	0	0	9	0
Meszaros	4	1	0	1	2	2	1	0	1	0	0	9	11.1
Downie	3	1	0	1	1	8	0	0	0	0	0	7	14.3
Craig	2	1	0	1	1	10	0	0	0	0	0	4	25
Eminger	4	0	1	1	-3	4	0	0	0	0	0	4	0
Hall	4	0	1	1	0	2	0	0	0	0	0	5	0
Malone	4	0	1	1	-1	13	0	0	0	0	0	7	0
Ranger	3	0	1	1	-1	0	0	0	0	0	0	6	0
Pettinger	2	0	1	1	0	0	0	0	0	0	0	3	0
Roberts	1	0	1	1	1	0	0	0	0	0	0	0	0
Smolenak	1	0	1	1	1	5	0	0	0	0	0	6	0
Krajicek	4	0	0	0	0	0	0	0	0	0	0	5	0
Artyukhin	3	0	0	0	-1	8	0	0	0	0	0	2	0
Malik	3	0	0	0	2	2	0	0	0	0	0	1	0
Halpern	2	0	0	0	0	2	0	0	0	0	0	2	0
Koci	2	0	0	0	0	15	0	0	0	0	0	0	0
Lundin	2	0	0	0	0	2	0	0	0	0	0	3	0
Gratton	1	0	0	0	0	0	0	0	0	0	0	1	0
Murphy	1	0	0	0	0	0	0	0	0	0	0	3	0
Quick	1	0	0	0	0	0	0	0	0	0	0	1	0
Smaby	1	0	0	0	0	0	0	0	0	0	0	2	0
Szczechura	1	0	0	0	0	0	0	0	0	0	0	3	0
Vrbata	1	0	0	0	0	0	0	0	0	0	0	0	0

Power Play: 4-24 (16.7%)
Penalty Kill: 13-19 (68.4%)

INDIVIDUAL SCORING PHILADELPHIA FLYERS

Player	GP	G	A	P	+/-	PIM	PP	SH	GW	GT	EN	S	S%
Carter	4	4	2	6	4	4	2	0	0	0	0	17	23.5
Richards	4	4	2	6	1	2	1	1	1	0	0	15	26.7
Lupul	4	1	3	4	1	4	1	0	0	0	0	13	7.7
Hartnell	4	1	2	3	2	6	0	0	0	0	0	14	7.1
Timonen	4	0	3	3	4	2	0	0	0	0	0	8	0
Jones	2	1	1	2	0	2	1	0	1	0	0	3	33.3
Gagne	4	0	2	2	-1	4	0	0	0	0	0	7	0
Carle	3	0	2	2	1	0	0	0	0	0	0	4	0
Briere	2	1	0	1	-1	4	1	0	0	0	0	3	33.3
Knuble	4	0	1	1	-1	2	0	0	0	0	0	5	0
Vaananen	3	0	1	1	3	2	0	0	0	0	0	2	0
Alberts	4	0	0	0	-2	2	0	0	0	0	0	1	0
Asham	4	0	0	0	-1	21	0	0	0	0	0	3	0
Coburn	4	0	0	0	-2	11	0	0	0	0	0	10	0
Metropolit	4	0	0	0	-2	2	0	0	0	0	0	2	0
Upshall	4	0	0	0	0	19	0	0	0	0	0	11	0
Cote	3	0	0	0	0	15	0	0	0	0	0	3	0
Giroux	2	0	0	0	0	0	0	0	0	0	0	2	0
Kukkonen	2	0	0	0	-1	0	0	0	0	0	0	0	0
Nodl	2	0	0	0	-1	0	0	0	0	0	0	4	0
Powe	2	0	0	0	0	0	0	0	0	0	0	4	0
Sbisa	2	0	0	0	-1	2	0	0	0	0	0	1	0
Gratton	1	0	0	0	0	0	0	0	0	0	0	0	0

Power Play: 6-19 (31.6%)
Penalty Kill: 20-24 (83.3%)

at TAMPA BAY LIGHTNING

Date	Team	Opponent	Attend	Goaltenders	W Goal
30 Jan '09	Lightning 1	Flyers 6	18,120	Smith, Helenius vs Niittymaki	Randy Jones
15 Jan '09	Lightning 4	Flyers 1	15,604	Smith vs Biron	Andrej Meszaros

at PHILADELPHIA FLYERS

Date	Team	Opponent	Attend	Goaltenders	W Goal
02 Dec '08*	Lightning 3	Flyers 4	19,227	Smith vs Biron	Mike Richards
08 Nov '08	Lightning 2	Flyers 1	19,412	Smith vs Biron	Vaclav Prospal

* - Overtime ** - Shootout

GOALS

Goals by Period	1st	2nd	3rd	OT	Total
LIGHTNING	2	5	3	0	10
FLYERS	3	3	5	1	12

SHOTS

Shots by Period	1st	2nd	3rd	OT	Total
LIGHTNING	52	52	42	0	146
FLYERS	48	38	45	1	132

LIGHTNING GOALTENDING

Goalie	GP	Min	W-L-OT	SO	GA	SA	SV	GAA	SV%
Smith	4	235	2-1-1	0	12	130	118	3.06	.908
Helenius	1	7	0-0-0	0	0	2	2	0.00	1.000

FLYERS GOALTENDING

Goalie	GP	Min	W-L-OT	SO	GA	SA	SV	GAA	SV%
Niittymaki	1	60	1-0-0	0	1	42	41	1.00	.976
Biron	3	181	1-2-0	0	9	104	95	2.98	.913

PHOENIX COYOTES

6751 N. Sunset Blvd. #200
Glendale, AZ 85305

Phone: (623) 772-3200
Fax: (623) 872-2000
Website: www.PhoenixCoyotes.com
Team Colors: Brick Red, Desert Sand and Black
Inaugural Season: 1979-80 (Moved from Winnipeg in 1996-97)
Arena: Jobing.com Arena (17,125)
Stanley Cup Titles: None
Television: FSN Arizona, KAZT-TV
Radio: The FAN 1060 AM
Lightning Hotel in Phoenix: Renaissance Glendale
Phone: (623) 937-3700
Fax: (623) 937-3703

Majority Investor: Jerry Moyes
Chief Executive Officer & Governor: Jeff A. Shumway
Managing Partner, Alternate Governor and Head Coach: Wayne Gretzky
President, Chief Operating Officer & Alternate Governor: Douglas Moss
Executive Vice President, General Manager & Alternate Governor: Don Maloney
Assistant General Manager/General Manager, San Antonio Rampage: Brad Treliving
Director of Prospect Development: Sean Burke
Director of Hockey Administration: Chris O'Hearn
Associate Coach: Ulf Samuelsson
Assistant Coach: Doug Sulliman
Video Coordinator: Steve Peters
Power Skating Coach: Mark Ciaccio
Head Athletic Trainer: Jason Serbus
Assistant Athletic Trainer: John Bernal
Strength & Conditioning Coordinator: Mike Bahn
Massage Therapist: Jukka Nieminen
Head Equipment Manager: Stan Wilson
Equipment Manager: Tony Silva
Assistant Equipment Manger: Jason Rudee
Executive Vice President, Chief Communications Officer: Jeff Holbrook
Director of New Content: Dave Vest
Director of Media Relations: Sergey Kocharov
Director of Publicity: Ryan Narramore
Manager of Communications: Rob Crean
Media Relations Phone: (623) 772-3200
Media Relations Fax: (623) 772-3878
Press Box Phone: (623) 772-3220

2009-10 SCHEDULE

Date	Site	Time
Monday, November 16	**Phoenix**	**10 p.m.**
Tuesday, March 16	**Tampa Bay**	**7:30 p.m.**

SERIES INFORMATION

Last Lightning Win: Feb. 13, 2007 (Lightning 5 vs. Phoenix 3)
Last Phoenix Win: Jan. 8, 2009 (Lightning 2 @ Phoenix 3)
Last Tie: None
Last Lightning Overtime Win: None
Last Phoenix Overtime Win: None
Last Lightning Shootout Win: None
Last Phoenix Shootout Win: None
Last Lightning Shutout: Mar. 22, 2003 (Lightning 4 @ Phoenix 0)
Last Phoenix Shutout: Mar. 6, 1997 (Lightning 0 vs. Phoenix 5)
Last Lightning Win at Home: Feb. 13, 2007 (Lightning 5 vs. Phoenix 3)
Last Phoenix Win at Home: Jan. 8, 2009 (Lightning 2 @ Phoenix 3)
Last Lightning Win at Phoenix: Dec. 15, 2005 (Lightning 3 @ Phoenix 1)
Last Phoenix Win at Tampa Bay: Feb. 13, 2001 (Lightning 2 vs. Phoenix 5)
Most Goals by Lightning: 6, Dec. 19, 1995 (Lightning 6 vs. Winnipeg 3)
Most Goals by Phoenix: 6, Nov. 17, 1992 (Lightning 5 vs. Winnipeg 6)
Most Goals by Both Teams: 11, Nov. 17, 1992 (Lightning 5 vs. Winnipeg 6)
Last Lightning Hat Trick: Vincent Lecavalier, Mar. 22, 2003 (Lightning 4 @ Winnipeg 0)
Last Phoenix Hat Trick: Teemu Selanne, Mar. 9, 1993 (Lightning 2 vs. Winnipeg 4)

ALL-TIME SERIES:

	Overall								Home								Road							
SEASON	**GP**	**W**	**L**	**T**	**OTL**	**PTS**	**GF**	**GA**	**GP**	**W**	**L**	**T**	**OTL**	**PTS**	**GF**	**GA**	**GP**	**W**	**L**	**T**	**OTL**	**PTS**	**GF**	**GA**
2008-09	1	0	1	-	0	0	2	3	-	-	-	-	-	-	-	-	1	0	1	-	0	0	2	3
2007-08	-	-	-	-	-	-	-	-	-	-	-	-	-	-	-	-	-	-	-	-	-	-	-	-
2006-07	1	1	0	-	0	2	5	3	1	1	0	-	0	2	5	3	-	-	-	-	-	-	-	-
2005-06	1	1	0	-	0	2	3	1	-	-	-	-	-	-	-	-	1	1	0	-	0	2	3	1
2004-05	Did Not Play																							
2003-04	1	1	0	0	0	2	5	1	1	1	0	0	0	2	5	1	-	-	-	-	-	-	-	-
2002-03	2	2	0	0	0	4	8	2	1	1	0	0	0	2	4	2	1	1	0	0	0	2	4	0
2001-02	1	1	0	0	0	2	3	0	-	-	-	-	-	-	-	-	1	1	0	0	0	2	3	0
2000-01	2	0	2	0	0	0	4	8	1	0	1	0	0	0	2	5	1	0	1	0	0	0	2	3
1999-00	1	0	1	0	0	0	1	3	-	-	-	-	-	-	-	-	1	0	1	0	0	0	1	3
1998-99	2	1	1	0	-	2	5	6	1	1	0	0	-	2	4	2	1	0	1	0	-	0	1	4
1997-98	2	1	1	0	-	2	4	6	1	1	0	0	-	2	2	1	1	0	1	0	-	0	2	5
1996-97	2	1	1	0	-	2	2	5	1	0	1	0	-	0	0	5	1	1	0	0	-	2	2	0
1995-96	2	1	1	0	-	2	8	8	1	1	0	0	-	2	6	3	1	0	1	0	-	0	2	5
1994-95	-	-	-	-	-	-	-	-	-	-	-	-	-	-	-	-	-	-	-	-	-	-	-	-
1993-94	2	1	1	0	-	2	6	6	1	0	1	0	-	0	3	4	1	1	0	0	-	2	3	2
1992-93	4	1	3	0	-	2	13	16	2	0	2	0	-	0	7	10	2	1	1	0	-	2	6	6
Totals	24	12	12	0	0	24	69	68	11	6	5	0	0	12	38	36	13	6	7	0	0	12	31	32

2008-09 Season Summary
Won: 0 Lost: 1 OT: 0

INDIVIDUAL SCORING TAMPA BAY LIGHTNING

Player	GP	G	A	P	+/-	PIM	PP	SH	GW	GT	EN	S	S%
Halpern	1	1	1	2	0	0	1	0	0	0	0	5	20
Meszaros	1	1	0	1	0	2	0	0	0	0	0	1	100
Prospal	1	0	1	1	-1	0	0	0	0	0	0	0	0
Recchi	1	0	1	1	0	0	0	0	0	0	0	1	0
Artyukhin	1	0	0	0	0	0	0	0	0	0	0	2	0
Craig	1	0	0	0	0	0	0	0	0	0	0	0	0
Eminger	1	0	0	0	0	0	0	0	0	0	0	1	0
Hall	1	0	0	0	0	0	0	0	0	0	0	1	0
Jokinen	1	0	0	0	0	2	0	0	0	0	0	2	0
Krajicek	1	0	0	0	-1	0	0	0	0	0	0	2	0
Lecavalier	1	0	0	0	-1	0	0	0	0	0	0	2	0
Malik	1	0	0	0	0	0	0	0	0	0	0	0	0
Malone	1	0	0	0	0	2	0	0	0	0	0	1	0
Pettinger	1	0	0	0	0	0	0	0	0	0	0	1	0
Ranger	1	0	0	0	-1	0	0	0	0	0	0	2	0
Smaby	1	0	0	0	0	0	0	0	0	0	0	0	0
St. Louis	1	0	0	0	-1	0	0	0	0	0	0	1	0
Stamkos	1	0	0	0	0	0	0	0	0	0	0	2	0

Power Play: 1-2 (50.0%)
Penalty Kill: 2-3 (66.7%)

INDIVIDUAL SCORING PHOENIX COYOTES

Player	GP	G	A	P	+/-	PIM	PP	SH	GW	GT	EN	S	S%
Doan	1	0	2	2	1	0	0	0	0	0	0	2	0
Jokinen	1	1	0	1	1	0	0	0	0	0	0	3	33.3
Mueller	1	1	0	1	0	0	1	0	0	0	0	4	25
Turris	1	1	0	1	1	0	0	0	1	0	0	2	50
Hale	1	0	1	1	0	0	0	0	0	0	0	0	0
Jovanovski	1	0	1	1	1	0	0	0	0	0	0	3	0
Michalek	1	0	1	1	1	0	0	0	0	0	0	1	0
Reinprecht	1	0	1	1	2	0	0	0	0	0	0	0	0
Boedker	1	0	0	0	1	0	0	0	0	0	0	0	0
Carcillo	1	0	0	0	-1	0	0	0	0	0	0	0	0
Fedoruk	1	0	0	0	-1	0	0	0	0	0	0	1	0
Hanzal	1	0	0	0	0	0	0	0	0	0	0	3	0
Lisin	1	0	0	0	0	2	0	0	0	0	0	1	0
Morris	1	0	0	0	0	0	0	0	0	0	0	2	0
Murray	1	0	0	0	-1	0	0	0	0	0	0	1	0
Sauer	1	0	0	0	0	0	0	0	0	0	0	2	0
Tikhonov	1	0	0	0	0	0	0	0	0	0	0	2	0
Yandle	1	0	0	0	0	0	0	0	0	0	0	0	0

Power Play:1-3 (33.3%)
Penalty Kill: 1-2 (50.0%)

at TAMPA BAY LIGHTNING

Date	Team	Opponent	Attend	Goaltenders	W Goal
			No games		

at PHOENIX COYOTES

Date	Team	Opponent	Attend	Goaltenders	W Goal
08 Jan '09	Lightning 2	Coyotes 3	13,736	Smith vs Bryzgalov	Kyle Turris

* - Overtime ** - Shootout

GOALS

Goals by Period	1st	2nd	3rd	OT	Total
LIGHTNING	1	1	0	0	2
COYOTES	1	1	1	0	3

SHOTS

Shots by Period	1st	2nd	3rd	OT	Total
LIGHTNING	9	9	6	0	24
COYOTES	8	11	8	0	27

LIGHTNING GOALTENDING

Goalie	GP	Min	W-L-OT	SO	GA	SA	SV	GAA	SV%
Smith	1	59	0-1-0	0	3	27	24	3.03	.889

COYOTES GOALTENDING

Goalie	GP	Min	W-L-OT	SO	GA	SA	SV	GAA	SV%
Bryzgalov	1	60	1-0-0	0	2	24	22	2.00	.917

PITTSBURGH PENGUINS

66 Mario Lemieux Place
Pittsburgh, PA 15219

Phone: (412) 642-1300
Fax: (412) 642-1322
Website: www.pittsburghpenguins.com
Team Colors: Black, Gold and White
Inaugural Season: 1967-68
Arena: Mellon Arena (16,940)
Stanley Cup Titles: 2 (1991, 1992)
Television: Fox Sports Net Pittsburgh
Radio: 3WS (94.5 FM), Fox Sports Radio 970AM
Lightning Hotel in Pittsburgh: Westin Convention Center
Phone: (412) 281-3700
Fax: (412) 227-4500

Co-Owner/Chairman: Mario Lemieux
Chief Executive Officer: Ken Sawyer
President: David Morehouse
Executive Vice President/General Manager: Ray Shero
Assistant General Manager: Jason Botterill
Senior Advisor, Hockey Operations: Ed Johnston
Assistant to the General Manager: Tom Fitzgerald
Head Coach: Dan Bylsma
Assistant Coaches: Mike Yeo
Goaltending Coach: Gilles Meloche
Strength and Conditioning Coach: Mike Kadar
Senior Director of Team Operations and Communications: Frank Buonomo
Video Coordinator: Travis Ramsay
Head Athletic Trainer: Chris Stewart
Assistant Athletic Trainer: Scott Adams
Equipment Manager: Dana Heinze
Assistant Equipment Managers: Paul DeFazio, Danny Kroll
Vice President, Communications: Tom McMillan
Director of Communications: Jennifer Bullano
Communications Coordinator: Erik Heasley
Media Relations Phone: (412) 642-1300
Media Relations Fax: (412) 642-1322
Press Box Phone: (412) 642-1810

2009-10 SCHEDULE

Date	Site	Time
Saturday, October 17	**Pittsburgh**	**7:30 p.m.**
Saturday, January 2	**Tampa Bay**	**3 p.m.**
Sunday, March 14	**Tampa Bay**	**5 p.m.**
Wednesday, March 31	**Pittsburgh**	**7:30 p.m.**

SERIES INFORMATION

Last Lightning Win: Dec. 23, 2008 (Lightning 2 @ Pittsburgh 0)
Last Pittsburgh Win: Apr. 7, 2009 (Lightning 4 vs. Pittsburgh 6)
Last Tie: Oct. 19, 2002 (Lightning 3 @ Pittsburgh 3)
Last Lightning Overtime Win: Nov. 8, 2006 (Lightning 4 @ Pittsburgh 3)
Last Pittsburgh Overtime Win: Feb. 4, 2009 (Lightning 3 @ Pittsburgh 4)
Last Lightning Shootout Win: Jan. 7, 2007 (Lightning 3 @ Pittsburgh 2)
Last Pittsburgh Shootout Win: None
Last Lightning Shutout: Dec. 23, 2008 (Lightning 2 @ Pittsburgh 0)
Last Pittsburgh Shutout: Mar. 4, 2008 (Lightning 0 vs. Pittsburgh 2)
Last Lightning Win at Home: Feb. 25, 2007 (Lightning 5 vs. Pittsburgh 1)
Last Pittsburgh Win at Home: Feb. 4, 2009 (Lightning 3 @ Pittsburgh 4)
Last Lightning Win at Pittsburgh: Dec. 23, 2008 (Lightning 2 @ Pittsburgh 0)
Last Pittsburgh Win at Tampa Bay: Apr. 7, 2009 (Lightning 4 vs. Pittsburgh 6)
Most Goals by Lightning: 9, Nov. 8, 2003 (Lightning 9 vs. Pittsburgh 0)
Most Goals by Pittsburgh: 10, Nov. 1, 1995 (Lightning 0 @ Pittsburgh 10)
Most Goals by Both Teams: 11, twice, last: Nov. 6, 1999 (Lightning 7 @ Pittsburgh 4)
Last Lightning Hat Trick: Vincent Lecavalier, Nov. 8, 2003 (Lightning 9 vs. Pittsburgh 0)
Last Pittsburgh Hat Trick: Nils Ekman, Nov, 8, 2006 (Lightning 4 @ Pittsburgh 3)

ALL-TIME SERIES:

	Overall								Home								Road							
SEASON	**GP**	**W**	**L**	**T**	**OTL**	**PTS**	**GF**	**GA**	**GP**	**W**	**L**	**T**	**OTL**	**PTS**	**GF**	**GA**	**GP**	**W**	**L**	**T**	**OTL**	**PTS**	**GF**	**GA**
2008-09	4	1	2	-	1	3	8	13	2	0	2	-	0	0	5	9	2	1	0	-	1	3	3	4
2007-08	4	1	3	-	0	2	6	10	2	0	2	-	0	0	1	6	2	1	1	-	0	2	5	4
2006-07	4	4	0	-	0	8	14	8	2	2	0	-	0	4	8	3	2	2	0	-	0	4	6	5
2005-06	4	4	0	-	0	8	13	6	2	2	0	-	0	4	5	1	2	2	0	-	0	4	8	5
2004-05	Did Not Play																							
2003-04	4	4	0	0	0	8	23	4	2	2	0	0	0	4	14	1	2	2	0	0	0	4	9	3
2002-03	4	1	2	1	0	3	12	12	2	1	1	0	0	2	6	4	2	0	1	1	0	1	6	8
2001-02	4	2	1	0	1	5	9	11	2	2	0	0	0	4	7	4	2	0	1	0	1	1	2	7
2000-01	4	1	2	1	0	3	10	9	2	1	0	1	0	3	6	2	2	0	2	0	0	0	4	7
1999-00	4	3	1	0	0	6	14	10	2	2	0	0	0	4	4	2	2	1	1	0	0	2	10	8
1998-99	5	1	4	0	-	2	10	15	3	1	2	0	-	2	6	7	2	0	2	0	-	0	4	8
1997-98	4	0	3	1	-	1	4	14	2	0	2	0	-	0	2	8	2	0	1	1	-	1	2	6
1996-97	4	2	1	1	-	5	16	18	2	1	0	1	-	3	9	8	2	1	1	0	-	2	7	10
1995-96	4	1	3	0	-	2	9	18	2	1	1	0	-	2	8	6	2	0	2	0	-	0	1	12
1994-95	3	1	2	0	-	2	10	13	1	0	1	0	-	0	3	5	2	1	1	0	-	2	7	8
1993-94	4	1	3	0	-	2	10	18	2	1	1	0	-	2	6	8	2	0	2	0	-	0	4	10
1992-93	2	0	1	1	-	1	7	8	1	0	1	0	-	0	4	5	1	0	0	1	-	1	3	3
Totals	62	27	28	5	2	61	175	187	31	16	13	2	0	34	94	79	31	11	15	3	2	27	81	108

2008-09 Season Summary
Won: 1 Lost: 2 OT: 1

INDIVIDUAL SCORING TAMPA BAY LIGHTNING

Player	GP	G	A	P	+/-	PIM	PP	SH	GW	GT	EN	S	S%
Szczechura	3	2	2	4	3	2	1	0	0	0	0	10	20
St. Louis	4	2	1	3	-1	0	0	0	0	0	0	13	15.4
Lecavalier	3	1	2	3	2	2	0	0	0	0	0	15	6.7
Recchi	2	0	3	3	1	4	0	0	0	0	0	4	0
Halpern	4	2	0	2	0	2	0	1	0	0	0	7	28.6
Malone	4	1	1	2	1	4	0	0	0	0	0	8	12.5
Prospal	4	1	1	2	3	2	0	0	0	0	0	15	6.7
Pettinger	3	1	0	1	0	2	0	0	1	0	0	7	14.3
Krajicek	4	0	1	1	-1	2	0	0	0	0	0	3	0
Stamkos	4	0	1	1	-3	4	0	0	0	0	0	6	0
Eminger	3	0	1	1	-1	2	0	0	0	0	0	3	0
Ranger	2	0	1	1	2	0	0	0	0	0	0	2	0
Bochenski	1	0	1	1	-1	0	0	0	0	0	0	0	0
Jokinen	1	0	1	1	0	0	0	0	0	0	0	0	0
Karsums	1	0	1	1	0	0	0	0	0	0	0	1	0
Artyukhin	4	0	0	0	1	5	0	0	0	0	0	5	0
Hall	4	0	0	0	-2	2	0	0	0	0	0	3	0
Koci	3	0	0	0	-1	22	0	0	0	0	0	0	0
Smaby	3	0	0	0	1	2	0	0	0	0	0	2	0
Meszaros	2	0	0	0	2	0	0	0	0	0	0	1	0
Murphy	2	0	0	0	-1	4	0	0	0	0	0	3	0
Craig	1	0	0	0	0	0	0	0	0	0	0	1	0
Downie	1	0	0	0	-1	0	0	0	0	0	0	1	0
Heward	1	0	0	0	0	0	0	0	0	0	0	0	0
Konopka	1	0	0	0	-1	0	0	0	0	0	0	2	0
Lashoff	1	0	0	0	-1	0	0	0	0	0	0	0	0
Malik	1	0	0	0	0	0	0	0	0	0	0	1	0
Melichar	1	0	0	0	0	0	0	0	0	0	0	2	0
Mihalik	1	0	0	0	0	0	0	0	0	0	0	1	0
Roberts	1	0	0	0	-2	2	0	0	0	0	0	3	0
Segal	1	0	0	0	0	0	0	0	0	0	0	0	0
Welch	1	0	0	0	0	0	0	0	0	0	0	4	0

Power Play: 1-16 (6.2%)
Penalty Kill: 14-18 (77.8%)

INDIVIDUAL SCORING PITTSBURGH PENGUINS

Player	GP	G	A	P	+/-	PIM	PP	SH	GW	GT	EN	S	S%
Malkin	4	2	4	6	-1	2	0	0	1	0	0	18	11.1
Sykora	4	2	2	4	-1	2	1	0	1	0	0	11	18.2
Kunitz	2	2	2	4	-1	2	1	0	1	0	0	5	40
Staal	4	1	3	4	4	0	0	0	0	0	1	9	11.1
Crosby	3	2	1	3	-5	0	2	0	0	0	0	8	25
Cooke	4	2	0	2	3	2	0	0	0	0	0	7	28.6
Fedotenko	3	1	1	2	0	0	0	0	0	0	0	3	33.3
Dupuis	4	0	2	2	0	2	0	0	0	0	0	7	0
Kennedy	3	0	2	2	2	0	0	0	0	0	0	10	0
Eaton	4	1	0	1	0	0	0	0	0	0	0	2	50
Orpik	4	0	1	1	2	6	0	0	0	0	0	1	0
Talbot	4	0	1	1	-1	6	0	0	0	0	0	4	0
Letang	3	0	1	1	0	0	0	0	0	0	0	1	0
Godard	4	0	0	0	-1	10	0	0	0	0	0	1	0
Scuderi	4	0	0	0	-1	2	0	0	0	0	0	0	0
Gill	3	0	0	0	1	6	0	0	0	0	0	2	0
Satan	3	0	0	0	-1	2	0	0	0	0	0	11	0
Gonchar	2	0	0	0	-1	2	0	0	0	0	0	4	0
Wallace	2	0	0	0	0	0	0	0	0	0	0	2	0
Whitney	2	0	0	0	1	2	0	0	0	0	0	2	0
Boucher	1	0	0	0	-1	2	0	0	0	0	0	0	0
Caputi	1	0	0	0	1	0	0	0	0	0	0	1	0
Goligoski	1	0	0	0	-1	0	0	0	0	0	0	0	0
Guerin	1	0	0	0	0	5	0	0	0	0	0	3	0
Taffe	1	0	0	0	0	0	0	0	0	0	0	1	0
Thomas	1	0	0	0	0	0	0	0	0	0	0	1	

0Power Play: 4-18 (22.2%)
Penalty Kill: 15-16 (93.8%)

GOALS

Goals by Period	1st	2nd	3rd	OT	Total
LIGHTNING	2	3	5	0	10
PENGUINS	2	4	6	1	13

SHOTS

Shots by Period	1st	2nd	3rd	OT	Total
LIGHTNING	44	35	42	2	123
PENGUINS	30	48	31	5	114

at TAMPA BAY LIGHTNING

Date	Team	Opponent	Attend	Goaltenders	W Goal
07 Apr '09	Lightning 4	Penguins 6	19,538	Ramo vs Fleury	Petr Sykora
03 Mar '09	Lightning 1	Penguins 3	19,908	Ramo vs Fleury	Chris Kunitz

at PITTSBURGH PENGUINS

Date	Team	Opponent	Attend	Goaltenders	W Goal
04 Feb '09*	Lightning 3	Penguins 4	16,977	McKenna vs Fleury	Evgeni Malkin
23 Dec '08	Lightning 2	Penguins 0	17,064	Smith vs Fleury	Matt Pettinger

* - Overtime ** - Shootout

LIGHTNING GOALTENDING

Goalie	GP	Min	W-L-OT	SO	GA	SA	SV	GAA	SV%
Smith	1	60	1-0-0	1	0	15	15	0.00	1.000
McKenna	1	65	0-0-1	0	4	35	31	3.72	.886
Ramo	2	118	0-2-0	0	8	63	55	4.08	.873

PENGUINS GOALTENDING

Goalie	GP	Min	W-L-OT	SO	GA	SA	SV	GAA	SV%
Fleury	4	243	3-1-0	0	10	123	113	2.47	.919

SAN JOSE SHARKS

525 West Santa Clara St.
San Jose, California 95113

Phone: (408) 287-7070
Fax: (408) 999-5797
Website: www.sjsharks.com
Team Colors: Deep Pacific Teal, Burnt Orange and Black
Inaugural Season: 1991-92
Arena: HP Pavilion at San Jose (17,496)
Stanley Cup Titles: None
Television: Comcast SportsNet Bay Area
Radio: 98.5 K-FOX (KUFX FM)

Lightning Hotel in San Jose: Fairmont
Phone: (408) 998-1900
Fax: (408) 287-1648

Owner: San Jose Sports and Entertainment Enterprises (SAN JOSE SPORTS & ENTERTAINMENT ENTERPRISES OWNERSHIP GROUP) Kevin Compton, Hasso Plattner, Greg Reyes, Stratton Sclavos, Gary Valenzuela, Gordon Russell, Rudy Staedler, Floyd Kvamme, Greg Jamison, Harvey Armstrong, Tom McEnery, George Gund III
President/Chief Executive Officer: Greg Jamison
Executive Vice President/General Manager: Jim Goddard
Head Coach: Todd McLellan
Assistant Coaches: Trent Yawney, Matt Shaw, Jay Woodcroft
Head Athletic Trainer: Ray Tufts, A.T.,C
Strength and Conditioning Coordinator: Mike Potenza
Equipment Manager: Mike Aldrich
Assistant Equipment Manager: Rick Bronwell
Equipment Assistant/Equipment Transportation: Roy Sneesby
Director of Media Relations: Scott Emmert
Media Relations Manager: Tom Holy
Media Relations Phone: (408) 999-5711
Media Relations Fax: (408) 999-5822
Press Box Phone: (408) 999-5871

2009-10 SCHEDULE

Date	Site	Time
Thursday, October 22	Tampa Bay	7:30 p.m.

SERIES INFORMATION

Last Lightning Win: Mar. 24, 2003 (Lightning 4 @ San Jose 1)
Last San Jose Win: Jan. 13, 2009 (Lightning 1 @ San Jose 7)
Last Tie: Oct. 30, 2003 (Lightning 2 vs. San Jose 2)
Last Lightning Overtime Win: Mar. 6, 2001 (Lightning 2 vs. San Jose 1)
Last San Jose Overtime Win: None
Last Lightning Shootout Win: None
Last San Jose Shootout Win: None
Last Lightning Shutout: None
Last San Jose Shutout: Oct. 25, 2008 (Lightning 0 vs. San Jose 3)
Last Lightning Win at Home: Nov. 15, 2002 (Lightning 4 vs. San Jose 2)
Last San Jose Win at Home: Jan. 13, 2009 (Lightning 1 @ San Jose 7)
Last Lightning Win at San Jose: Mar. 24, 2003 (Lightning 4 @ San Jose 1)
Last San Jose Win at Tampa Bay: Oct. 25, 2008 (Lightning 0 vs. San Jose 3)
Most Goals by Lightning: 7, Mar. 1, 1996 (Lightning 7 vs. San Jose 3)
Most Goals by San Jose: 8, Feb. 8, 2000 (Lightning 0 vs. San Jose 8)
Most Goals by Both Teams: 10, twice, last: Mar. 1, 1996 (Lightning 7 vs. San Jose 3)
Last Lightning Hat Trick: Brian Bellows and Jason Wiemer, Mar. 1, 1996 (Lightning 7 vs. San Jose 3)
Last San Jose Hat Trick: None

ALL-TIME SERIES:

	Overall								Home								Road							
SEASON	GP	W	L	T	OTL	PTS	GF	GA	GP	W	L	T	OTL	PTS	GF	GA	GP	W	L	T	OTL	PTS	GF	GA
2008-09	2	0	2	-	0	0	1	10	1	0	1	-	0	0	0	3	1	0	1	-	0	0	1	7
2007-08	-	-	-	-	-	-	-	-	-	-	-	-	-	-	-	-	-	-	-	-	-	-	-	-
2006-07	1	0	1	-	0	0	2	4	1	0	1	-	0	0	2	4	-	-	-	-	-	-	-	-
2005-06	1	0	1	-	0	0	1	3	-	-	-	-	-	-	-	-	1	0	1	-	0	0	1	3
2004-05	Did Not Play																					-		
2003-04	1	0	0	1	0	1	2	2	1	0	0	1	0	1	2	2	-	-	-	-	-	-	-	-
2002-03	2	2	0	0	0	4	8	3	1	1	0	0	0	2	4	2	1	1	0	0	0	2	4	1
2001-02	2	1	1	0	0	2	7	6	1	1	0	0	0	2	4	2	1	0	1	0	0	0	3	4
2000-01	1	1	0	0	0	2	2	1	1	1	0	0	0	2	2	1	-	-	-	-	-	-	-	-
1999-00	2	0	1	1	0	1	3	11	1	0	1	0	0	0	0	8	1	0	0	1	0	1	3	3
1998-99	2	0	2	0	-	0	2	9	1	0	1	0	-	0	1	3	1	0	1	0	-	0	1	6
1997-98	2	1	1	0	-	2	3	4	1	1	0	0	-	2	2	1	1	0	1	0	-	0	1	3
1996-97	2	2	0	0	-	4	8	6	1	1	0	0	-	2	4	3	1	1	0	0	-	2	4	3
1995-96	2	2	0	0	-	4	13	7	1	1	0	0	-	2	6	4	1	1	0	0	-	2	7	3
1994-95	-	-	-	-	-	-	-	-	-	-	-	-	-	-	-	-	-	-	-	-	-	-	-	-
1993-94	2	1	1	0	-	2	4	3	1	0	1	0	-	0	1	2	1	1	0	0	-	2	3	1
1992-93	4	3	1	0	-	6	16	11	2	1	1	0	-	2	6	3	2	2	0	0	-	4	10	8
Totals	26	13	11	2	0	28	72	80	14	7	6	1	0	15	34	38	12	6	5	1	0	13	38	42

2008-09 Season Summary
Won: 0 Lost: 2 OT: 0

INDIVIDUAL SCORING TAMPA BAY LIGHTNING

Player	GP	G	A	P	+/-	PIM	PP	SH	GW	GT	EN	S	S%
Stamkos	2	1	0	1	-1	0	0	0	0	0	0	5	20
Artyukhin	2	0	1	1	1	4	0	0	0	0	0	5	0
Recchi	2	0	1	1	-1	0	0	0	0	0	0	2	0
Hall	2	0	0	0	-1	0	0	0	0	0	0	5	0
Jokinen	2	0	0	0	-2	0	0	0	0	0	0	1	0
Krajicek	2	0	0	0	-3	0	0	0	0	0	0	0	0
Lecavalier	2	0	0	0	-1	2	0	0	0	0	0	4	0
Malik	2	0	0	0	-3	2	0	0	0	0	0	0	0
Malone	2	0	0	0	-3	7	0	0	0	0	0	1	0
Meszaros	2	0	0	0	-1	2	0	0	0	0	0	3	0
Prospal	2	0	0	0	-1	12	0	0	0	0	0	8	0
St. Louis	2	0	0	0	-2	0	0	0	0	0	0	4	0
Carle	1	0	0	0	-1	0	0	0	0	0	0	1	0
Gratton	1	0	0	0	0	2	0	0	0	0	0	0	0
Halpern	1	0	0	0	-2	2	0	0	0	0	0	1	0
Koci	1	0	0	0	1	12	0	0	0	0	0	0	0
Lundin	1	0	0	0	0	0	0	0	0	0	0	0	0
Mihalik	1	0	0	0	-2	2	0	0	0	0	0	1	0
Pettinger	1	0	0	0	-2	0	0	0	0	0	0	2	0
Quick	1	0	0	0	-1	0	0	0	0	0	0	1	0
Ranger	1	0	0	0	0	6	0	0	0	0	0	1	0
Roberts	1	0	0	0	0	0	0	0	0	0	0	1	0
Szczechura	1	0	0	0	0	0	0	0	0	0	0	0	0
Ward	1	0	0	0	0	2	0	0	0	0	0	1	0

Power Play: 0-4 (0.0%)
Penalty Kill: 10-14 (71.4%)

INDIVIDUAL SCORING SAN JOSE SHARKS

Player	GP	G	A	P	+/-	PIM	PP	SH	GW	GT	EN	S	S%
Thornton	2	2	2	4	3	0	1	0	1	0	0	4	50
Setoguchi	2	2	1	3	3	0	0	0	0	0	0	9	22.2
Michalek	2	1	2	3	1	0	1	0	0	0	0	4	25
Pavelski	2	1	2	3	1	2	0	0	0	0	0	11	9.1
Clowe	2	2	0	2	2	5	2	0	0	0	0	9	22.2
Blake	2	0	2	2	2	0	0	0	0	0	0	6	0
Marleau	2	0	2	2	3	0	0	0	0	0	0	6	0
Murray	2	0	2	2	3	2	0	0	0	0	0	3	0
Goc	2	1	0	1	0	0	0	0	1	0	0	3	33.3
Plihal	2	1	0	1	1	0	0	0	0	0	0	4	25
Boyle	2	0	1	1	4	0	0	0	0	0	0	5	0
Cheechoo	2	0	1	1	-1	0	0	0	0	0	0	6	0
Ehrhoff	2	0	1	1	0	4	0	0	0	0	0	6	0
Grier	2	0	1	1	0	2	0	0	0	0	0	3	0
Vlasic	2	0	1	1	1	2	0	0	0	0	0	4	0
Semenov	1	0	1	1	1	0	0	0	0	0	0	1	0
Staubitz	1	0	1	1	1	0	0	0	0	0	0	0	0
Joslin	1	0	0	0	-1	0	0	0	0	0	0	1	0
Lukowich	1	0	0	0	1	0	0	0	0	0	0	1	0
Roenick	1	0	0	0	0	0	0	0	0	0	0	0	0
Shelley	1	0	0	0	0	0	0	0	0	0	0	1	0

Power Play: 4-14 (28.6%)
Penalty Kill: 2-3 (66.7%)

at TAMPA BAY LIGHTNING

Date	Team	Opponent	Attend	Goaltenders	W Goal
25 Oct '08	Lightning 0	Sharks 3	16,831	Smith vs Boucher	Marcel Goc

at SAN JOSE SHARKS

Date	Team	Opponent	Attend	Goaltenders	W Goal
13 Jan '09	Lightning 1	Sharks 7	17,496	Ramo vs Nabokov	Joe Thornton

* - Overtime ** - Shootout

GOALS

Goals by Period	1st	2nd	3rd	OT	Total
LIGHTNING	0	1	0	0	1
SHARKS	2	5	3	0	10

SHOTS

Shots by Period	1st	2nd	3rd	OT	Total
LIGHTNING	17	17	13	0	47
SHARKS	33	26	28	0	87

LIGHTNING GOALTENDING

Goalie	GP	Min	W-L-OT	SO	GA	SA	SV	GAA	SV%
Smith	1	60	0-1-0	0	3	45	42	3.00	.933
Ramo	1	60	0-1-0	0	7	42	35	7.00	.833

SHARKS GOALTENDING

Goalie	GP	Min	W-L-OT	SO	GA	SA	SV	GAA	SV%
Boucher	1	60	1-0-0	1	0	22	22	0.00	1.000
Nabokov	1	60	1-0-0	0	1	25	24	1.00	.960

ST. LOUIS BLUES

1401 Clark Avenue
St. Louis, MO 63103

Phone: (314) 622-2500
Fax: (314) 622-2533
Website: www.stlouisblues.com
Team Colors: White, Navy, Blue, and Gold
Inaugural Season: 1967-68
Arena: Savvis Center (19,150)
Stanley Cup Titles: None
Television: FSN Midwest, KPLR CW 11
Radio: KMOX 1120 AM

Lightning Hotel in St. Louis: Westin St. Louis
Phone: 314.621.2000
Fax: 314.552.5700

Chairman/Governor: David W. Checketts
Partner/Vice Chairman/Alternate Governor, St. Louis Blues: Michael McCarthy
Partner/Alternate Governor: Kenneth W. Munoz
Partner: Steven Potter, Carl Vogel
President of Hockey Operations/Alt. Governor: John Davidson
CEO of St. Louis Blues Enterprises/Alt. Governor: Peter McLoughlin
Sr. V.P. and General Manager: Larry Pleau
Vice President, Player Personnel: Doug Armstrong
Vice President, Hockey Operations: Al MacInnis
Head Coach: Andy Murray
Assistant Coaches: Ray Bennett, Brad Shaw, Rick Wamsley
Video Coach: Scott Masters
Strength and Conditioning Coach: Greg Eberle
Athletic Trainer: Ray Barile
Equipment Manager: Bert Godin
Assistant Equipment Manager: Joel Farnsworth
Vice President of Public Relations: Mike Caruso
Assistant Directors of Public Relations/Team Services: Rich Jankowski
Marketing/Public Relations Assistant: Donna Ferguson
Media Relations Phone: (314) 622-2530
Media Relations Fax: (314) 622-2533
Press Box Phone: (314) 589-5300

2009-10 SCHEDULE

Date	Site	Time
Thursday, December 18	St. Louis	8 p.m.

SERIES INFORMATION

Last Lightning Win: Feb. 5, 2008 (Lightning 5 @ St. Louis 4)
Last St. Louis Win: Mar. 6, 2009 (Lightning 3 vs. St. Louis 4)
Last Tie: Nov. 28, 2003 (Lightning 2 vs. St. Louis 2)
Last Lightning Overtime Win: Dec. 21, 2001 (Lightning 4 vs. St. Louis 3)
Last St. Louis Overtime Win: Mar. 6, 2009 (Lightning 3 vs. St. Louis 4)
Last Lightning Shootout Win: None
Last St. Louis Shootout Win: None
Last Lightning Shutout: None
Last St. Louis Shutout: Apr. 1, 1999 (Lightning 0 @ St. Louis 3)
Last Lightning Win at Home: Dec. 8, 2005 (Lightning 5 vs. St. Louis 4)
Last St. Louis Win at Home: Feb. 19, 2004 (Lightning 3 @ St. Louis 4)
Last Lightning Win at St. Louis: Feb. 5, 2008 (Lightning 5 @ St. Louis 4)
Last St. Louis Win at Tampa Bay: Mar. 6, 2009 (Lightning 3 vs. St. Louis 4)
Most Goals by Lightning: 6, Nov. 3, 1992 (Lightning 6 vs. St. Louis 4)
Most Goals by St. Louis: 7, Dec. 23, 1992 (Lightning 4 @ St. Louis 7)
Most Goals by Both Teams: 11, twice, last: Dec. 23, 1992 (Lightning 4 @ St. Louis 7)
Last Lightning Hat Trick: None
Last St. Louis Hat Trick: None

ALL-TIME SERIES:

	Overall								Home								Road							
SEASON	GP	W	L	T	OTL	PTS	GF	GA	GP	W	L	T	OTL	PTS	GF	GA	GP	W	L	T	OTL	PTS	GF	GA
2008-09	1	0	0	-	1	1	3	4	1	0	0	-	1	1	3	4	-	-	-	-	-	-	-	-
2007-08	1	1	0	-	0	2	5	4	-	-	-	-	-	-	-	-	1	1	0	-	0	2	5	4
2006-07	-	-	-	-	-	-	-	-	-	-	-	-	-	-	-	-	-	-	-	-	-	-	-	-
2005-06	1	1	0	-	0	2	5	4	1	1	0	-	0	2	5	4	-	-	-	-	-	-	-	-
2004-05	Did Not Play																							
2003-04	2	0	0	1	1	2	5	6	1	0	0	1	0	1	2	2	1	0	0	0	1	1	3	4
2002-03	1	0	1	0	0	0	1	5	-	-	-	-	-	-	-	-	1	0	1	0	0	0	1	5
2001-02	1	1	0	0	0	2	4	3	1	1	0	0	0	2	4	3	-	-	-	-	-	-	-	-
2000-01	2	1	1	0	0	2	4	6	1	1	0	0	0	2	3	2	1	0	1	0	0	0	1	4
1999-00	1	0	1	0	0	0	1	5	1	0	1	0	0	0	1	5	-	-	-	-	-	-	-	-
1998-99	2	0	2	0	-	0	4	8	1	0	1	0	-	0	4	5	1	0	1	0	-	0	0	3
1997-98	2	0	1	1	-	1	4	5	1	0	0	1	-	1	2	2	1	0	1	0	-	0	2	3
1996-97	2	1	1	0	-	2	6	7	1	1	0	0	-	2	3	2	1	0	1	0	-	0	3	5
1995-96	2	0	2	0	-	0	3	5	1	0	1	0	-	0	2	3	1	0	1	0	-	0	1	2
1994-95	-	-	-	-	-	-	-	-	-	-	-	-	-	-	-	-	-	-	-	-	-	-	-	-
1993-94	2	1	1	0	-	2	8	10	1	1	0	0	-	2	4	3	1	0	1	0	-	0	4	7
1992-93	7	2	4	1	-	5	22	26	4	1	2	1	-	3	13	15	3	1	2	0	-	2	9	11
Totals	27	8	14	3	2	21	75	98	15	6	5	3	1	16	46	50	12	2	9	0	1	5	29	48

2008-09 Season Summary
Won: 0 Lost: 0 OT: 1

INDIVIDUAL SCORING TAMPA BAY LIGHTNING

Player	GP	G	A	P	+/-	PIM	PP	SH	GW	GT	EN	S	S%
St. Louis	1	1	1	2	1	0	1	0	0	0	0	2	50
Stamkos	1	1	1	2	1	0	0	0	0	0	0	2	50
Pettinger	1	1	0	1	-1	0	0	0	0	0	0	1	100
Artyukhin	1	0	1	1	1	0	0	0	0	0	0	0	0
Halpern	1	0	1	1	-1	0	0	0	0	0	0	1	0
Lecavalier	1	0	1	1	1	0	0	0	0	0	0	2	0
Murphy	1	0	1	1	1	0	0	0	0	0	0	4	0
Craig	1	0	0	0	-2	2	0	0	0	0	0	3	0
Hall	1	0	0	0	0	2	0	0	0	0	0	1	0
Karsums	1	0	0	0	-1	0	0	0	0	0	0	2	0
Koci	1	0	0	0	0	0	0	0	0	0	0	0	0
Krajicek	1	0	0	0	-1	0	0	0	0	0	0	0	0
Melichar	1	0	0	0	-1	4	0	0	0	0	0	0	0
Prospal	1	0	0	0	1	2	0	0	0	0	0	1	0
Segal	1	0	0	0	0	0	0	0	0	0	0	2	0
Smaby	1	0	0	0	-1	0	0	0	0	0	0	1	0
Welch	1	0	0	0	-1	2	0	0	0	0	0	1	0

Power Play: 1-3 (33.3%)
Penalty Kill: 4-5 (80.0%)

INDIVIDUAL SCORING ST. LOUIS BLUES

Player	GP	G	A	P	+/-	PIM	PP	SH	GW	GT	EN	S	S%
McDonald	1	1	3	4	2	0	1	0	0	0	0	4	25
Boyes	1	1	2	3	1	0	0	0	1	0	0	5	20
Backes	1	1	1	2	0	2	0	0	0	0	0	3	33.3
Tkachuk	1	1	0	1	0	0	0	0	0	0	0	3	33.3
Colaiacovo	1	0	1	1	1	0	0	0	0	0	0	4	0
Oshie	1	0	1	1	0	0	0	0	0	0	0	0	0
Berglund	1	0	0	0	0	2	0	0	0	0	0	1	0
Crombeen	1	0	0	0	0	0	0	0	0	0	0	0	0
Jackman	1	0	0	0	-1	0	0	0	0	0	0	0	0
Janssen	1	0	0	0	0	0	0	0	0	0	0	0	0
McClement	1	0	0	0	0	0	0	0	0	0	0	3	0
McKee	1	0	0	0	1	0	0	0	0	0	0	1	0
Perron	1	0	0	0	0	2	0	0	0	0	0	0	0
Polak	1	0	0	0	0	0	0	0	0	0	0	5	0
Steen	1	0	0	0	0	0	0	0	0	0	0	3	0
Weaver	1	0	0	0	0	0	0	0	0	0	0	2	0
Winchester	1	0	0	0	-1	0	0	0	0	0	0	0	0
Woywitka	1	0	0	0	1	2	0	0	0	0	0	2	0

Power Play: 1-5 (20.0%)
Penalty Kill: 2-3 (66.7%)

at TAMPA BAY LIGHTNING

Date	Team	Opponent	Attend	Goaltenders	W Goal
06 Mar '09*	Lightning 3	Blues 4	13,831	Ramo vs Mason	Brad Boyes

at ST. LOUIS BLUES

Date	Team	Opponent	Attend	Goaltenders	W Goal
			No games		

* - Overtime ** - Shootout

GOALS

Goals by Period	1st	2nd	3rd	OT	Total
LIGHTNING	**1**	**1**	**0**	**0**	**2**
WILD	**1**	**0**	**3**	**0**	**4**

SHOTS

Shots by Period	1st	2nd	3rd	OT	Total
LIGHTNING	**21**	**18**	**29**	**1**	**69**
WILD	**17**	**16**	**18**	**3**	**54**

LIGHTNING GOALTENDING

Goalie	GP	Min	W-L-OT	SO	GA	SA	SV	GAA	SV%
Ramo	1	60	0-0-1	0	4	36	32	4.00	.889

BLUES GOALTENDING

Goalie	GP	Min	W-L-OT	SO	GA	SA	SV	GAA	SV%
Mason	1	60	1-0-0	0	3	23	20	2.98	.870

TORONTO MAPLE LEAFS

40 Bay Street, Suite 400
Toronto, Ontario, Canada M5J 2X2

Phone: (416) 815-5700
Fax: (416) 359-9331
Website: www.mapleleafs.com
Team Colors: Blue and White
Inaugural Season: 1917-18
Arena: Air Canada Centre (18,819)
Stanley Cup Titles: 13 (1918, 1922, 1932, 1942, 1945, 1947-49, 1951, 1962-64, 1967)
Television: CBC, TSN, Rogers Sportsnet, Leafs TV

Lightning Hotel in Toronto: Westin Harbour Castle
Phone: (416) 869-1600
Fax: (416) 869-9605

Board of Directors: Lawrence M. Tanenbaum, Glen Silvestri, Robert G. Bertram, Erol Uzumeri, Dean Metcalf, Ivan Fecan, Robert MacLellan, Dale H. Lastman, Richard Peddie
Chairman, NHL Governor: Lawrence M. Tanenbaum
President, Chief Executive Officer and Alternate NHL Govenor: Richard Peddie
Alternate NHL Governors: Dale Lastman, Dean Metcalf
General Manager: Brian Burke
Assistant General Manager and Director of Hockey Operations: Jeff Jackson
Head Coach: Ron Wilson
Assistant Coaches: Keith Acton, Tim Hunter, Rob Zettler
Player Development Coach: Paul Dennis
Video Analyst: Chris Dennis
Manager, Team Services: Dave Griffiths
Senior Vice President, Communications: John Lashway
Director, Media Relations: Pat Park
Coordinator, Media Relations: Craig Downey, Aaron Gogishvili
Equipment Manager: Brian Papineau
Assistant Equipment Managers: Tom Blatchford, Bobby Hastings
Media Relations Phone: (416) 815-5700
Media Relations Fax: (416) 359-9331
Press Box Phone: (416) 815-5702

2009-10 SCHEDULE

Date	Site	Time
Tuesday, November 3	Toronto	7:30 p.m.
Wednesday, November 25	Tampa Bay	7 p.m.
Thursday, January 21	Tampa Bay	7 p.m.
Tuesday, March 11	Toronto	7 p.m.

SERIES INFORMATION

Last Lightning Win: Mar. 12, 2009 (Lightning 4 @ Toronto 1)
Last Toronto Win: Mar. 17, 2009 (Lightning 3 vs. Toronto 4)
Last Tie: Feb. 10, 2004 (Lightnign 4 vs. Toronto 4)
Last Lightning Overtime Win: Feb. 29, 2008 (Lightning 3 vs. Toronto 2)
Last Toronto Overtime Win: Feb. 6, 2003 (Lightning 2 vs. Toronto 3)
Last Lightning Shootout Win: Jan. 31, 2006 (Lightning 3 vs. Toronto 2)
Last Toronto Shootout Win: Mar. 17, 2009 (Lightning 3 vs. Toronto 4)
Last Lightning Shutout: Jan. 4, 1994 (Lightning 1 @ Toronto 0)
Last Toronto Shutout: Dec. 16, 2003 (Lightning 0 @ Toronto 3)
Last Lightning Win at Home: Feb. 12, 2009 (Lightning 6 vs. Toronto 4)
Last Toronto Win at Home: Jan. 1, 2008 (Lightning 3 @ Toronto 4)
Last Lightning Win at Toronto: Mar. 12, 2009 (Lightning 4 @ Toronto 1)
Last Toronto Win at Tampa Bay: Mar. 17, 2009 (Lightning 3 vs. Toronto 4)
Most Goals by Lightning: 7, twice, Last: Mar. 23, 2004 (Lightning 7 @ Toronto 2)
Most Goals by Toronto: 8, Mar. 12, 1993 (Lightning 2 @ Toronto 8)
Most Goals by Both Teams: 11, Oct. 12, 1996 (Lightning 7 @ Toronto 4)
Last Lightning Hat Trick: Chris Gratton, Oct. 12, 1996 (Lightning 7 @ Toronto 4)
Last Toronto Hat Trick: Alexander Mogilny, Nov. 5, 2002 (Lightning 3 @ Toronto 4)

ALL-TIME SERIES:

	Overall								Home								Road							
SEASON	GP	W	L	T	OTL	PTS	GF	GA	GP	W	L	T	OTL	PTS	GF	GA	GP	W	L	T	OTL	PTS	GF	GA
2008-09	4	3	0	-	1	7	16	10	2	1	0	-	1	3	9	7	2	2	0	-	0	4	7	3
2007-08	4	2	1	-	1	5	9	12	2	2	0	-	0	4	5	3	2	0	1	-	1	1	4	9
2006-07	4	0	4	-	0	0	10	16	2	0	2	-	0	0	4	8	2	0	2	-	0	0	6	8
2005-06	4	2	2	-	0	4	9	13	2	2	0	-	0	4	5	3	2	0	2	-	0	0	4	10
2004-05	Did Not Play																							
2003-04	4	2	1	1	0	5	15	12	2	1	0	1	0	3	8	7	2	1	1	0	0	2	7	5
2002-03	4	0	2	0	2	2	9	13	2	0	1	0	1	1	3	5	2	0	1	0	1	1	6	8
2001-02	4	0	4	0	0	0	7	17	2	0	2	0	0	0	3	7	2	0	2	0	0	0	4	10
2000-01	4	2	1	1	0	5	10	8	2	1	1	0	0	2	5	5	2	1	0	1	0	3	5	3
1999-00	3	0	3	0	0	0	7	13	2	0	2	0	0	0	5	9	1	0	1	0	0	0	2	4
1998-99	4	0	4	0	-	0	8	18	2	0	2	0	-	0	3	7	2	0	2	0	-	0	5	11
1997-98	2	0	2	0	-	0	4	10	1	0	1	0	-	0	2	5	1	0	1	0	-	0	2	5
1996-97	2	1	1	0	-	2	8	7	1	0	1	0	-	0	1	3	1	1	0	0	-	2	7	4
1995-96	2	1	1	0	-	2	7	7	1	0	1	0	-	0	4	5	1	1	0	0	-	2	3	2
1994-95	-	-	-	-	-	-	-	-	-	-	-	-	-	-	-	-	-	-	-	-	-	-	-	-
1993-94	3	2	1	0	-	4	3	3	1	0	1	0	-	0	0	2	2	2	0	0	-	4	3	1
1992-93	9	2	7	0	-	4	19	39	4	1	3	0	-	2	8	16	5	1	4	0	-	2	11	23
Totals	57	17	34	2	4	40	141	198	28	8	17	1	2	19	65	92	29	9	17	1	2	21	76	106

TORONTO MAPLE LEAFS®

2008-09 Season Summary
Won: 3 Lost: 0 OT: 1

INDIVIDUAL SCORING TAMPA BAY LIGHTNING

Player	GP	G	A	P	+/-	PIM	PP	SH	GW	GT	EN	S	S%
St. Louis	4	2	5	7	4	0	1	0	1	0	0	21	9.5
Lecavalier	4	4	2	6	1	2	2	0	1	0	0	20	20
Malone	4	3	1	4	4	0	1	0	0	0	0	7	42.9
Stamkos	4	2	2	4	-1	0	2	0	1	0	0	14	14.3
Recchi	2	1	2	3	-2	0	1	0	0	0	0	4	25
Prospal	4	0	3	3	-4	2	0	0	0	0	0	7	0
Murphy	3	0	3	3	2	2	0	0	0	0	0	3	0
Pettinger	4	2	0	2	-1	0	0	0	0	0	0	6	33.3
Krajicek	4	0	2	2	-3	2	0	0	0	0	0	1	0
Karsums	2	0	2	2	2	0	0	0	0	0	0	3	0
Szczechura	2	1	0	1	1	0	0	0	0	0	0	2	50
Jokinen	1	1	0	1	1	0	0	0	0	0	0	2	50
Smaby	3	0	1	1	-1	2	0	0	0	0	0	3	0
Melichar	2	0	1	1	2	0	0	0	0	0	0	2	0
Eminger	1	0	1	1	0	0	0	0	0	0	0	0	0
Lundin	1	0	1	1	1	2	0	0	0	0	0	0	0
Artyukhin	4	0	0	0	1	18	0	0	0	0	0	1	0
Craig	3	0	0	0	0	15	0	0	0	0	0	1	0
Hall	3	0	0	0	1	5	0	0	0	0	0	3	0
Halpern	3	0	0	0	-1	2	0	0	0	0	0	1	0
Malik	2	0	0	0	0	4	0	0	0	0	0	1	0
Petiot	2	0	0	0	1	0	0	0	0	0	0	1	0
Roberts	2	0	0	0	0	0	0	0	0	0	0	2	0
Welch	2	0	0	0	1	2	0	0	0	0	0	0	0
Carle	1	0	0	0	0	0	0	0	0	0	0	0	0
Gratton	1	0	0	0	0	2	0	0	0	0	0	0	0
Koci	1	0	0	0	0	10	0	0	0	0	0	0	0
Lashoff	1	0	0	0	-1	0	0	0	0	0	0	1	0
Meszaros	1	0	0	0	1	0	0	0	0	0	0	1	0
Ranger	1	0	0	0	1	2	0	0	0	0	0	1	0

Power Play: 7-19 (36.8%)
Penalty Kill: 13-16 (81.2%)

INDIVIDUAL SCORING TORONTO MAPLE LEAFS

Player	GP	G	A	P	+/-	PIM	PP	SH	GW	GT	EN	S	S%
Stempniak	3	3	1	4	1	0	1	0	0	0	0	8	37.5
Blake	4	1	2	3	2	0	0	0	0	0	0	14	7.1
Hagman	2	1	2	3	-1	0	0	0	0	0	0	6	16.7
Stajan	4	1	1	2	1	0	1	0	0	0	0	7	14.3
Grabovski	4	0	2	2	-3	2	0	0	0	0	0	4	0
Kulemin	4	1	0	1	-4	2	0	0	0	0	0	5	20
Mitchell	4	1	0	1	-1	0	0	0	0	0	0	6	16.7
Hamilton	2	1	0	1	-1	0	0	0	0	0	0	7	14.3
Van Ryn	1	1	0	1	-1	4	1	0	0	0	0	4	25
Finger	4	0	1	1	2	2	0	0	0	0	0	8	0
Kubina	4	0	1	1	-3	4	0	0	0	0	0	7	0
Mayers	4	0	1	1	0	9	0	0	0	0	0	2	0
Ponikarovsky	4	0	1	1	-1	2	0	0	0	0	0	9	0
Schenn	4	0	1	1	-2	0	0	0	0	0	0	7	0
Stralman	3	0	1	1	0	4	0	0	0	0	0	4	0
Antropov	2	0	1	1	0	0	0	0	0	0	0	4	0
Devereaux	2	0	1	1	1	0	0	0	0	0	0	1	0
Frogren	1	0	1	1	1	2	0	0	0	0	0	2	0
May	3	0	0	0	0	2	0	0	0	0	0	4	0
White	3	0	0	0	1	4	0	0	0	0	0	4	0
Moore	2	0	0	0	0	0	0	0	0	0	0	5	0
Ondrus	2	0	0	0	0	10	0	0	0	0	0	0	0
Oreskovic	2	0	0	0	-1	4	0	0	0	0	0	0	0
Hollweg	1	0	0	0	0	0	0	0	0	0	0	1	0
Kaberle	1	0	0	0	-1	2	0	0	0	0	0	4	0
Sifers	1	0	0	0	0	5	0	0	0	0	0	1	0
Steen	1	0	0	0	0	0	0	0	0	0	0	0	0

Power Play: 3-16 (18.8%)
Penalty Kill: 12-19 (63.2%)

at TAMPA BAY LIGHTNING

Date	Team	Opponent	Attend	Goaltenders	W Goal
17 Mar '09**	Lightning 3	Maple Leafs 4	18,793	Ramo vs Joseph	John Mitchell
12 Feb '09	Lightning 6	Maple Leafs 4	16,526	McKenna vs Joseph, Toskala	Steven Stamkos

at TORONTO MAPLE LEAFS

Date	Team	Opponent	Attend	Goaltenders	W Goal
12 Mar '09	Lightning 4	Maple Leafs 1	19,202	Ramo vs Gerber	Martin St. Louis
28 Oct '08	Lightning 3	Maple Leafs 2	19,348	Smith vs Toskala	Vincent Lecavalier

* - Overtime ** - Shootout

GOALS

Goals by Period	1st	2nd	3rd	OT	Total
LIGHTNING	7	5	4	0	16
MAPLE LEAFS	3	4	3	0	10

SHOTS

Shots by Period	1st	2nd	3rd	OT	Total
LIGHTNING	35	42	29	2	108
MAPLE LEAFS	42	32	46	4	124

LIGHTNING GOALTENDING

Goalie	GP	Min	W-L-OT	SO	GA	SA	SV	GAA	SV%
Smith	2	124	0-1-1	1	3	53	50	1.45	.943

MAPLE LEAFS GOALTENDING

Goalie	GP	Min	W-L-OT	SO	GA	SA	SV	GAA	SV%
Backstrom	2	125	2-0-0	1	2	69	67	.96	.971

VANCOUVER CANUCKS

800 Griffiths Way
Vancouver, British Columbia V6B 6G1

Phone: (604) 899-4600
Fax: (604) 899-4640
Website: www.canucks.com
Team Colors: Blue, White and Green
Inaugural Season: 1970-71
Arena: General Motors Place (18,630)
Stanley Cup Titles: None
Television: Rogers Sportsnet (Channel 22)
Radio: Team 1040
Lightning Hotel in Vancouver: Westin Bayshore
Phone: (604) 682-337
Fax: (604) 687-3102

Chairman, Governor: Francesco Aquilini
Alternate Governor: Roberto Aquilini
Alternate Governor: Paolo Aquilini
President, Chief Executive Officer & Alternate Governor, NHL: Chris Zimmerman
General Manager & Alternate Governor: Mike Gillis
Director, Hockey Administration: Jonathan Wall
Director, Player Personnel: Lorne Henning
Director, Player Development: Dave Gagner
Head Coach: Alain Vigneault
Associate Coach: Rick Bowness
Assistant Coaches: Ryan Walter, Darryl Williams
Goaltending Coach: Ian Clark
Strength and Conditioning Coach: Roger Takahashi
Medical Trainer: Mike Burnstein
Assistant Media Trainers: Jon Sanderson
Equipment Manager: Pat O'Neill
Assistant Equipment Manager: Jamie Hendricks
Trainer's Assistant: Brian Hamilton
Director, Media Relations and Team Operations: T.C. Carling
Coordinator, Media Relations and Publications: Stephanie Maniago
Media Relations Phone: (604) 899-4995
Media Relations Fax: (604) 899-4640
Press Box Phone: (604) 899-4993

2009-10 SCHEDULE

Date	Site	Time
Tuesday, February 9	Tampa Bay	7:30 p.m.

SERIES INFORMATION

Last Lightning Win: Jan. 31, 2008 (Lightning 4 vs. Vancouver 3)
Last Vancouver Win: Feb. 27, 2009 (Lightning 1 @ Vancouver 2)
Last Tie: Dec. 10, 2001 (Lightning 1 @ Vancouver 1)
Last Lightning Overtime Win: Nov. 18, 2008 (Lightning 5 vs. Vancounver 4)
Last Vancouver Overtime Win: Jan. 21, 2004 (Lightning 4 @ Vancouver 5)
Last Lightning Shootout Win: None
Last Vancouver Shootout Win: None
Last Lightning Shutout: None
Last Vancouver Shutout: Jan. 4, 1993 (Lightning 0 @ Vancouver 7)
Last Lightning Win at Home: Jan. 31, 2008 (Lightning 4 vs. Vancouver 3)
Last Vancouver Win at Home: Feb. 27, 2009 (Lightning 1 @ Vancouver 2)
Last Lightning Win at Vancouver: None
Last Vancouver Win at Tampa Bay: Nov. 29, 2002 (Lightning 3 vs. Vancouver 5)
Most Goals by Lightning: 5, twice, last: Oct. 19, 1999 (Lightning 5 vs. Vancouver 6)
Most Goals by Vancouver: 9, Jan. 6, 1996 (Lightning 2 @ Vancouver 9)
Most Goals by Both Teams: 11, twice, last: Oct. 19, 1999 (Lightning 5 vs. Vancouver 6)
Last Lightning Hat Trick: None
Last Vancouver Hat Trick: Alexander Mogilny, Jan. 6, 1996 (Lightning 2 @ Vancouver 9)

ALL-TIME SERIES:

	Overall								Home								Road							
SEASON	GP	W	L	T	OTL	PTS	GF	GA	GP	W	L	T	OTL	PTS	GF	GA	GP	W	L	T	OTL	PTS	GF	GA
2008-09	1	0	1	-	0	0	1	2	-	-	-	-	-	-	-	-	1	0	1	-	0	0	1	2
2007-08	1	1	0	-	0	2	4	3	1	1	0	-	0	2	4	3	-	-	-	-	-	-	-	-
2006-07	1	0	1	-	0	0	1	5	-	-	-	-	-	-	-	-	1	0	1	-	0	0	1	5
2005-06	-	-	-	-	-	-	-	-	-	-	-	-	-	-	-	-	-	-	-	-	-	-	-	-
2004-05	Did Not Play																							
2003-04	1	0	0	0	1	1	4	5	-	-	-	-	-	-	-	-	1	0	0	0	1	1	4	5
2002-03	1	0	1	0	0	0	3	5	1	0	1	0	0	0	3	5	-	-	-	-	-	-	-	-
2001-02	1	0	0	1	0	1	1	1	-	-	-	-	-	-	-	-	1	0	0	1	0	1	1	1
2000-01	1	0	1	0	0	0	4	5	1	0	1	0	0	0	4	5	-	-	-	-	-	-	-	-
1999-00	2	0	0	1	1	2	8	9	1	0	0	0	1	1	5	6	1	0	0	1	0	1	3	3
1998-99	1	1	0	0	-	2	3	2	1	1	0	0	-	2	3	2	-	-	-	-	-	-	-	-
1997-98	2	1	1	0	-	2	6	7	1	1	0	0	-	2	4	2	1	0	1	0	-	0	2	5
1996-97	2	0	2	0	-	0	4	8	1	0	1	0	-	0	2	5	1	0	1	0	-	0	2	3
1995-96	2	1	1	0	-	2	7	13	1	1	0	0	-	2	5	4	1	0	1	0	-	0	2	9
1994-95	-	-	-	-	-	-	-	-	-	-	-	-	-	-	-	-	-	-	-	-	-	-	-	-
1993-94	2	0	2	0	-	0	3	6	1	0	1	0	-	0	2	3	1	0	1	0	-	0	1	3
1992-93	3	0	3	0	-	0	5	16	1	0	1	0	-	0	3	5	2	0	2	0	-	0	2	11
Totals	21	4	13	2	2	12	54	87	10	4	5	0	1	9	35	40	11	0	8	2	1	3	19	47

VANCOUVER CANUCKS

2008-09 Season Summary
Won: 0 Lost: 1 OT: 0

INDIVIDUAL SCORING TAMPA BAY LIGHTNING

Player	GP	G	A	P	+/-	PIM	PP	SH	GW	GT	EN	S	S%
Stamkos	1	1	0	1	1	0	0	0	0	0	0	4	25
Recchi	1	0	1	1	1	0	0	0	0	0	0	0	0
St. Louis	1	0	1	1	1	0	0	0	0	0	0	1	0
Artyukhin	1	0	0	0	0	0	0	0	0	0	0	0	0
Craig	1	0	0	0	0	0	0	0	0	0	0	1	0
Eminger	1	0	0	0	0	0	0	0	0	0	0	2	0
Hall	1	0	0	0	0	0	0	0	0	0	0	0	0
Halpern	1	0	0	0	0	2	0	0	0	0	0	0	0
Koci	1	0	0	0	0	0	0	0	0	0	0	0	0
Lecavalier	1	0	0	0	-1	0	0	0	0	0	0	3	0
Malik	1	0	0	0	0	0	0	0	0	0	0	1	0
Malone	1	0	0	0	-1	2	0	0	0	0	0	1	0
Melichar	1	0	0	0	-1	2	0	0	0	0	0	0	0
Murphy	1	0	0	0	1	2	0	0	0	0	0	4	0
Pettinger	1	0	0	0	0	0	0	0	0	0	0	2	0
Prospal	1	0	0	0	-1	0	0	0	0	0	0	2	0
Roberts	1	0	0	0	0	0	0	0	0	0	0	0	0
Smaby	1	0	0	0	0	2	0	0	0	0	0	0	0

0Power Play: 0-1 (0.0%)
Penalty Kill: 4-5 (80.0%)

INDIVIDUAL SCORING VANCOUVER CANUCKS

Player	GP	G	A	P	+/-	PIM	PP	SH	GW	GT	EN	S	S%
Demitra	1	0	2	2	1	0	0	0	0	0	0	0	0
Bernier	1	1	0	1	1	0	0	0	1	0	0	2	50
Edler	1	1	0	1	-1	0	1	0	0	0	0	4	25
Johnson	1	0	1	1	0	0	0	0	0	0	0	0	0
Kesler	1	0	1	1	0	2	0	0	0	0	0	1	0
Bieksa	1	0	0	0	0	0	0	0	0	0	0	2	0
Burrows	1	0	0	0	0	0	0	0	0	0	0	2	0
Hordichuk	1	0	0	0	-1	0	0	0	0	0	0	0	0
Mitchell	1	0	0	0	0	0	0	0	0	0	0	1	0
O'Brien	1	0	0	0	0	0	0	0	0	0	0	0	0
Ohlund	1	0	0	0	1	2	0	0	0	0	0	1	0
Pyatt	1	0	0	0	-1	0	0	0	0	0	0	3	0
Raymond	1	0	0	0	0	0	0	0	0	0	0	0	0
Salo	1	0	0	0	0	0	0	0	0	0	0	0	0
Sedin	1	0	0	0	0	0	0	0	0	0	0	4	0
Sedin	1	0	0	0	0	0	0	0	0	0	0	3	0
Sundin	1	0	0	0	0	0	0	0	0	0	0	2	0
Wellwood	1	0	0	0	0	0	0	0	0	0	0	0	0

0Power Play: 1-5 (20.0%)
Penalty Kill: 1-1 (100.0%)

at TAMPA BAY LIGHTNING

Date	Team	Opponent	Attend	Goaltenders	W Goal
			No games		

at VANCOUVER CANUCKS

Date	Team	Opponent	Attend	Goaltenders	W Goal
27 Feb '09	Lightning 1	Canucks 2	18,630	Ramo vs Luongo	Steve Bernier

* - Overtime ** - Shootout

GOALS

Goals by Period	1st	2nd	3rd	OT	Total
LIGHTNING	0	1	0	0	1
CANUCKS	1	0	1	0	2

SHOTS

Shots by Period	1st	2nd	3rd	OT	Total
LIGHTNING	9	8	4	0	21
CANUCKS	9	6	10	0	25

LIGHTNING GOALTENDING

Goalie	GP	Min	W-L-OT	SO	GA	SA	SV	GAA	SV%
Ramo	1	59	0-1-0	0	2	25	23	2.03	.920

CANUCKS GOALTENDING

Goalie	GP	Min	W-L-OT	SO	GA	SA	SV	GAA	SV%
Luongo	1	60	1-0-0	0	1	21	20	1.00	.952

WASHINGTON CAPITALS

Kettler Capitals Iceplex
627 N. Glebe Rd., Suite 850
Arlington, VA 22203

Phone: (202) 266-2200
Fax: (202) 266-2360
Website: www.washingtoncaps.com
Team Colors: Red, White and Blue
Inaugural Season: 1974-75
Arena: Verizon Center (18,277)
Stanley Cup Titles: None
Television: Comcast SportsNet
Radio: 107.7 FM, 1500 AM, 820 AM
Lightning Hotel in Washington: Mayflower
Phone: (202) 347-3000
Fax: (202) 776-9182

Chairman/Majority Owner: Ted Leonsis
President, Owner: Dick Patrick
Vice President/General Manager: George McPhee
Assistant General Manager, Director of Legal Affairs: Don Fishman
Assistant General Manager, Player Personnel: Brian MacLellan
Director of Team Operations: Katy Headman
Hockey Operations Assistants: Eric Garvey, Evan Gold
Head Coach: Bruce Boudreau
Assistant Coaches: Dean Evason
Goaltending Coach: Dave Prior
Strength and Conditioning: Mark Nemish
Head Athletic Trainer: Greg Smith
Assistant Athletic Trainer: Ben Reisz
Head Equipment Manager: Brock Myles
Assistant Equipment Manager: Craig Leydig
Equipment Assistant: Jeff Lewis
Vice President of Communications: Kurt Kehl
Director of Media Relations: Nate Ewell
Manager of Media Relations: Paul Rovnak
Communications Coordinator: Kelly Murray
Media Relations Phone: (202) 266-2200
Media Relations Fax: (202) 266-2360
Press Box Phone: (202) 628-3200 x7600

2009-10 SCHEDULE

Date	Site	Time
Monday, December 7	Tampa Bay	7:30 p.m.
Tuesday, January 12	Tampa Bay	7:30 p.m.
Sunday, January 31	Washington	3 p.m.
Thursday, March 4	Washington	7 p.m.
Friday, March 12	Washington	7 p.m.
Saturday, March 20	Tampa Bay	7:30 p.m.

SERIES INFORMATION

Last Lightning Win: Nov. 16, 2007 (Lightning 5 vs. Washington 2)
Last Washington Win: Apr. 9, 2009 (Lightning 2 vs. Washington 4)
Last Tie: Oct. 23, 2001 (Lightning 1 vs. Washington 1)
Last Lightning Overtime Win: Mar. 23, 2006 (Lightning 4 vs. Washington 3)
Last Washington Overtime Win: Mar. 27, 2008 (Lightning 3 vs. Washington 4)
Last Lightning Shootout Win: March 1, 2007 (Lightning 5 @ Washington 4)
Last Washington Shootout Win: Nov. 15, 2005 (Lightning 3 @ Washington 4)
Last Lightning Shutout: Feb. 4, 2006 (Lightning 5 vs. Washington 0)
Last Washington Shutout: Dec. 23, 2002 (Lightning 0 @ Washington 3)
Last Lightning Win at Home: Nov. 16, 2008 (Lightning 5 vs. Washington 2)
Last Washington Win at Home: Mar. 27, 2009 (Lightning 3 @ Washington 5)
Last Lightning Win at Washington: Nov. 10, 2007 (Lightning 5 @ Washington 2)
Last Washington Win at Tampa Bay: Apr. 9, 2009 (Lightning 2 vs. Washington 4)
Most Goals by Lightning: 6, twice, last: Oct. 21, 2006 (Lightning 6 @ Washington 4)
Most Goals by Washington: 10, Feb. 3, 1999 (Lightning 1 @ Washington 10)
Most Goals by Both Teams: 11, twice, Jan. 1, 2009 (Lightning 4 @ Washington 7)
Last Lightning Hat Trick: None
Last Washington Hat Trick: Alexander Semin, March 18, 2007 (Lightning 1 @ Washington 7)

ALL-TIME SERIES:

	Overall								Home								Road							
SEASON	GP	W	L	T	OTL	PTS	GF	GA	GP	W	L	T	OTL	PTS	GF	GA	GP	W	L	T	OTL	PTS	GF	GA
2008-09	6	0	6	0	0	0	14	30	3	0	3	0	0	0	5	14	3	0	3	0	0	0	9	16
2007-08	8	2	5	-	1	5	23	26	4	1	2	-	1	3	12	12	4	1	3	-	0	2	11	14
2006-07	8	6	2	-	0	12	30	32	4	3	1	-	0	6	14	13	4	3	1	-	0	6	17	19
2005-06	8	4	2	-	2	10	24	21	4	3	1	-	-	6	14	9	4	1	1	-	2	4	10	12
2004-05	Did Not Play																							
2003-04	6	4	2	0	0	8	21	15	3	2	1	0	0	4	9	8	3	2	1	0	0	4	12	7
2002-03	5	2	3	0	0	4	9	14	3	2	1	0	0	4	7	8	2	0	2	0	0	0	2	6
2001-02	5	0	4	1	0	1	7	15	2	0	1	1	0	1	3	5	3	0	3	0	0	0	4	10
2000-01	5	1	4	0	0	2	11	16	3	1	2	0	0	2	9	10	2	0	2	0	0	0	2	6
1999-00	5	0	5	0	0	0	10	25	2	0	2	0	0	0	5	10	3	0	3	0	0	0	5	15
1998-99	5	2	3	0	-	4	13	27	3	1	2	0	-	2	7	15	2	1	1	0	-	2	6	12
1997-98	5	3	2	0	-	6	16	15	2	1	1	0	-	2	7	5	3	2	1	0	-	4	9	10
1996-97	5	1	4	0	-	2	12	17	3	1	2	0	-	2	6	6	2	0	2	0	-	0	6	11
1995-96	6	2	2	2	-	6	9	11	3	1	1	1	-	3	6	7	3	1	1	1	-	3	3	4
1994-95	4	0	3	1	-	1	4	11	2	0	2	0	-	0	2	7	2	0	1	1	-	1	2	4
1993-94	5	1	3	1	-	3	13	21	2	0	2	0	-	0	1	7	3	1	1	1	-	3	12	14
1992-93	2	0	1	1	-	1	5	7	1	0	1	0	-	0	3	5	1	0	0	1	-	1	2	2
Totals	88	28	51	6	3	65	221	303	44	16	25	2	1	35	110	141	44	12	26	4	2	30	112	162

2008-09 Season Summary
Won: 0 Lost: 6 OT: 0

INDIVIDUAL SCORING TAMPA BAY LIGHTNING

Player	GP	G	A	P	+/-	PIM	PP	SH	GW	GT	EN	S	S%
St. Louis	6	2	7	9	-2	4	0	0	0	0	0	24	8.3
Lecavalier	5	2	2	4	-5	2	0	0	0	0	0	21	9.5
Malone	5	2	2	4	-1	4	0	0	0	0	0	8	25
Stamkos	6	3	0	3	-4	2	1	0	0	0	0	17	17.6
Prospal	6	1	2	3	-7	4	0	0	0	0	0	13	7.7
Recchi	3	1	2	3	-5	0	0	0	0	0	0	4	25
Lashoff	2	0	3	3	1	4	0	0	0	0	0	5	0
Roberts	2	2	0	2	-1	0	2	0	0	0	0	3	66.7
Pettinger	5	1	1	2	0	2	0	0	0	0	0	6	16.7
Halpern	5	0	1	1	-5	2	0	0	0	0	0	7	0
Eminger	3	0	1	1	-4	0	0	0	0	0	0	2	0
Szczechura	3	0	1	1	-3	0	0	0	0	0	0	7	0
Meszaros	2	0	1	1	-2	0	0	0	0	0	0	3	0
Mihalik	2	0	1	1	1	0	0	0	0	0	0	2	0
Konopka	1	0	1	1	1	0	0	0	0	0	0	2	0
Artyukhin	5	0	0	0	-2	8	0	0	0	0	0	7	0
Hall	5	0	0	0	-1	5	0	0	0	0	0	5	0
Krajicek	5	0	0	0	-5	2	0	0	0	0	0	8	0
Smaby	5	0	0	0	-9	10	0	0	0	0	0	2	0
Craig	3	0	0	0	-1	0	0	0	0	0	0	6	0
Karsums	3	0	0	0	-2	0	0	0	0	0	0	4	0
Koci	3	0	0	0	0	4	0	0	0	0	0	2	0
Malik	3	0	0	0	-4	2	0	0	0	0	0	0	0
Melichar	3	0	0	0	0	6	0	0	0	0	0	3	0
Welch	3	0	0	0	-3	0	0	0	0	0	0	2	0
Jokinen	2	0	0	0	0	0	0	0	0	0	0	3	0
Petiot	2	0	0	0	4	0	0	0	0	0	0	1	0
Bochenski	1	0	0	0	-1	0	0	0	0	0	0	2	0
Downie	1	0	0	0	-1	0	0	0	0	0	0	1	0
Gratton	1	0	0	0	-2	0	0	0	0	0	0	1	0
Heward	1	0	0	0	1	0	0	0	0	0	0	0	0
Kinrade	1	0	0	0	-1	0	0	0	0	0	0	1	0
Lundin	1	0	0	0	-1	0	0	0	0	0	0	0	0
Murphy	1	0	0	0	0	0	0	0	0	0	0	4	0
Quick	1	0	0	0	0	0	0	0	0	0	0	1	0
Ranger	1	0	0	0	0	2	0	0	0	0	0	2	0
Vrbata	1	0	0	0	-1	0	0	0	0	0	0	4	

0Power Play: 3-23 (13.0%)
Penalty Kill: 22-28 (78.6%)

INDIVIDUAL SCORING WASHINGTON CAPITALS

Player	GP	G	A	P	+/-	PIM	PP	SH	GW	GT	EN	S	S%
Ovechkin	6	6	7	#	6	6	1	0	1	0	1	37	16.2
Green	6	6	5	#	10	2	1	0	1	0	1	21	28.6
Backstrom	6	2	8	#	6	0	2	0	0	0	0	12	16.7
Laich	6	2	4	6	0	0	1	0	0	0	0	16	12.5
Steckel	6	2	3	5	3	2	0	0	1	0	0	5	40
Bradley	6	2	2	4	5	0	0	0	0	0	0	7	28.6
Morrisonn	5	1	3	4	4	4	0	0	0	0	0	5	20
Semin	4	1	3	4	3	6	0	0	0	0	0	12	8.3
Nylander	6	1	2	3	2	0	1	0	0	0	0	7	14.3
Gordon	3	1	2	3	3	2	0	0	1	0	0	4	25
Kozlov	4	0	3	3	1	4	0	0	0	0	0	5	0
Fehr	6	2	0	2	0	0	0	0	1	0	0	18	11.1
Aucoin	2	0	2	2	2	0	0	0	0	0	0	3	0
Poti	4	1	0	1	2	0	0	0	0	0	0	5	20
Pothier	3	1	0	1	1	0	0	0	1	0	0	1	100
Clark	2	1	0	1	1	5	0	0	0	0	0	3	33.3
Collins	1	1	0	1	0	0	0	0	0	0	0	1	100
Fleischmann	5	0	1	1	0	0	0	0	0	0	0	5	0
Jurcina	5	0	1	1	0	6	0	0	0	0	0	8	0
Schultz	5	0	1	1	4	2	0	0	0	0	0	2	0
Erskine	4	0	1	1	1	8	0	0	0	0	0	4	0
Brashear	2	0	1	1	2	4	0	0	0	0	0	2	0
Fedorov	4	0	0	0	1	4	0	0	0	0	0	7	0
Alzner	1	0	0	0	1	0	0	0	0	0	0	1	0
Bourque	1	0	0	0	0	0	0	0	0	0	0	2	0
Giroux	1	0	0	0	3	0	0	0	0	0	0	2	0
Kronwall	1	0	0	0	0	0	0	0	0	0	0	2	0
Laing	1	0	0	0	1	0	0	0	0	0	0	2	0
Osala	1	0	0	0	-1	0	0	0	0	0	0	0	0
Sloan	1	0	0	0	2	0	0	0	0	0	0	0	0

Power Play: 6-28 (21.4%)
Penalty Kill: 20-23 (87.0%)

GOALS

Goals by Period	1st	2nd	3rd	OT	Total
LIGHTNING	3	7	4	0	14
CAPITALS	15	4	11	0	30

SHOTS

Shots by Period	1st	2nd	3rd	OT	Total
LIGHTNING	58	75	50	0	183
CAPITALS	70	67	62	0	199

LIGHTNING GOALTENDING

Goalie	GP	Min	W-L-OT	SO	GA	SA	SV	GAA	SV%
Ramo	2	99	0-1-0	0	5	52	47	3.03	.904
Kolzig	1	60	0-1-0	0	4	30	26	4.00	.867
McKenna	3	138	0-3-0	0	12	80	68	5.20	.850
Smith	1	60	0-1-0	0	7	35	28	7.00	.800

CAPITALS GOALTENDING

Goalie	GP	Min	W-L-OT	SO	GA	SA	SV	GAA	SV%
Theodore	2	120	2-0-0	0	5	60	55	2.50	.917
Johnson	2	120	2-0-0	0	6	63	57	3.00	.905
Neuvirth	1	60	1-0-0	0	1	32	31	1.00	.969
Varlamov	1	60	1-0-0	0	2	28	26	2.00	.929

at TAMPA BAY LIGHTNING

Date	Team	Opponent	Attend	Goaltenders	W Goal
09 Apr '09	Lightning 2	Capitals 4	18,891	Ramo vs Theodore	David Steckel
19 Mar '09	Lightning 2	Capitals 5	16,542	McKenna vs Varlamov	Mike Green
14 Feb '09	Lightning 1	Capitals 5	17,249	McKenna, Ramo vs Neuvirth	Alexander Ovechkin

at WASHINGTON CAPITALS

Date	Team	Opponent	Attend	Goaltenders	W Goal
27 Mar '09	Lightning 3	Capitals 5	18,277	McKenna vs Theodore	Brian Pothier
01 Jan '09	Lightning 4	Capitals 7	18,277	Smith vs Johnson	Boyd Gordon
10 Nov '08	Lightning 2	Capitals 4	17,932	Kolzig vs Johnson	Eric Fehr

* - Overtime ** - Shootout

SEASON IN REVIEW

2008-09

2008-09 Final Standings

Eastern Conference

Atlantic Division

Team	CR*	GP	W	L	OT	GF	GA	Points
New Jersey Devils	**3**	**82**	**51**	**27**	**4**	**244**	**209**	**106**
Pittsburgh Penguins	**4**	**82**	**45**	**28**	**9**	**264**	**239**	**99**
Philadelphia Flyers	**5**	**82**	**44**	**27**	**11**	**264**	**238**	**99**
New York Rangers	**7**	**82**	**43**	**30**	**9**	**210**	**218**	**95**
New York Islanders	**15**	**82**	**26**	**47**	**9**	**201**	**279**	**61**

Northeast Division

Team	CR*	GP	W	L	OT	GF	GA	Points
Boston Bruins	**1**	**82**	**53**	**19**	**10**	**274**	**196**	**116**
Montreal Canadiens	**8**	**82**	**41**	**30**	**11**	**249**	**247**	**93**
Buffalo Sabres	**10**	**82**	**41**	**32**	**9**	**250**	**234**	**91**
Ottawa Senators	**11**	**82**	**36**	**35**	**11**	**217**	**237**	**83**
Toronto Maple Leafs	**12**	**82**	**34**	**35**	**13**	**250**	**293**	**81**

Southeast Division

Team	CR*	GP	W	L	OT	GF	GA	Points
Washington Capitals	**2**	**82**	**50**	**24**	**8**	**272**	**245**	**108**
Carolina Hurricanes	**6**	**82**	**45**	**30**	**7**	**239**	**226**	**97**
Florida Panthers	**9**	**82**	**41**	**30**	**11**	**234**	**231**	**93**
Atlanta Thrashers	**13**	**82**	**35**	**41**	**6**	**257**	**280**	**76**
Tampa Bay Lightning	**14**	**82**	**24**	**40**	**18**	**210**	**279**	**66**

Western Conference

Central Division

Team	CR*	GP	W	L	OT	GF	GA	Points
Detroit Red Wings	**2**	**82**	**51**	**21**	**10**	**295**	**244**	**112**
Chicago Blackhawks	**4**	**82**	**46**	**24**	**12**	**264**	**216**	**104**
St Louis Blues	**6**	**82**	**41**	**31**	**10**	**233**	**233**	**92**
Columbus Blue Jackets	**7**	**82**	**41**	**31**	**10**	**226**	**230**	**92**
Nashville Predators	**10**	**82**	**40**	**34**	**8**	**213**	**233**	**88**

Northwest Division

Team	**CR***	**GP**	**W**	**L**	**OT**	**GF**	**GA**	**Points**
Vancouver Canucks	**3**	**82**	**45**	**27**	**10**	**246**	**220**	**100**
Calgary Flames	**5**	**82**	**46**	**30**	**6**	**254**	**248**	**98**
Minnesota Wild	**9**	**82**	**40**	**33**	**9**	**219**	**200**	**89**
Edmonton Oilers	**11**	**82**	**38**	**35**	**9**	**234**	**248**	**85**
Colorado Avalanche	**15**	**82**	**32**	**45**	**5**	**199**	**257**	**69**

Pacific Division

Team	**CR***	**GP**	**W**	**L**	**OT**	**GF**	**GA**	**Points**
San Jose Sharks	**1**	**82**	**53**	**18**	**11**	**257**	**204**	**117**
Anaheim Ducks	**8**	**82**	**42**	**33**	**7**	**245**	**238**	**91**
Dallas Stars	**12**	**82**	**36**	**35**	**11**	**230**	**257**	**83**
Phoenix Coyotes	**13**	**82**	**36**	**39**	**7**	**208**	**252**	**79**
Los Angeles Kings	**14**	**82**	**34**	**37**	**11**	**207**	**234**	**79**

Teams receive 2 points for a victory (W), 1 point for an overtime or shootout loss (OT).
CR*: Conferance Rank

2008 Playoff Results

EASTERN CONFERENCE QUARTERFINALS

(1) Boston 4 – (8) Montreal 0
(2) Washington 4 – (7) NY Rangers 3
(3) New Jersey 3 – (6) Carolina 4
(4) Pittsburgh 4 – (5) Philadelphia 2

WESTERN CONFERENCE QUARTERFINALS

(1) San Jose 2 – (8) Anaheim 4
(2) Detroit 4 – (7) Columbus 0
(3) Vancouver 4 – (6) St. Louis 0
(4) Chicago 4 – (5) Calgary

EASTERN CONFERENCE SEMIFINALS

(1) Boston 3 – (6) Carolina 4
(2) Washington 3 – (4) Pittsburgh 4

WESTERN CONFERENCE SEMIFINALS

(2) Detroit 4 – (8) Anaheim 3
(3) Vancouver 2 – (4) Chicago 4

EASTERN CONFERENCE FINALS

(4) Pittsburgh 4 – (6) Carolina 0

WESTERN CONFERENCE FINALS

(1) Detroit 4 – (4) Chicago 1

STANLEY CUP FINALS

Pittsburgh 4 – Detroit 3 (Pittsburgh Wins Stanley Cup)

INDIVIDUAL LEADERS

Player	Team	GP	G	A	PTS	+/-	PIM	PP	SH	GW	S	S Pct
Evgeni Malkin	**PIT**	**82**	**35**	**78**	**113**	**17**	**80**	**14**	**2**	**4**	**290**	**12.1**
Alex Ovechkin	**WSH**	**79**	**56**	**54**	**110**	**8**	**72**	**19**	**1**	**10**	**528**	**10.6**
Sidney Crosby	**PIT**	**77**	**33**	**70**	**103**	**3**	**76**	**7**	**0**	**3**	**238**	**13.9**
Pavel Datsyuk	**DET**	**81**	**32**	**65**	**97**	**34**	**22**	**11**	**1**	**3**	**248**	**12.9**
Zach Parise	**NJD**	**82**	**45**	**49**	**94**	**30**	**24**	**14**	**0**	**6**	**364**	**12.**
Ilya Kovalchuk	**ATL**	**79**	**43**	**48**	**91**	**-12**	**50**	**12**	**0**	**6**	**275**	**15.6**
Ryan Getzlaf	**ANA**	**81**	**25**	**66**	**91**	**5**	**121**	**9**	**0**	**2**	**227**	**11.0**
Jarome Iginla	**CGY**	**82**	**35**	**54**	**89**	**-2**	**37**	**10**	**0**	**4**	**289**	**12.1**
Marc Savard	**BOS**	**82**	**25**	**63**	**88**	**25**	**70**	**9**	**0**	**2**	**227**	**11.0**
Nicklas Backstrom	**WSH**	**82**	**22**	**66**	**88**	**16**	**46**	**14**	**0**	**1**	**174**	**12.6**
Joe Thornton	**SJS**	**82**	**25**	**61**	**86**	**16**	**56**	**11**	**0**	**3**	**139**	**18.0**
Jeff Carter	**PHI**	**82**	**46**	**38**	**84**	**23**	**68**	**13**	**4**	**12**	**342**	**13.5**
Michael Cammalleri	**CGY**	**81**	**39**	**43**	**82**	**-2**	**44**	**19**	**0**	**6**	**255**	**15.3**
Daniel Sedin	**VAN**	**82**	**31**	**51**	**82**	**24**	**36**	**9**	**0**	**7**	**285**	**10.9**
Henrik Sedin	**VAN**	**82**	**22**	**60**	**82**	**22**	**48**	**2**	**0**	**8**	**143**	**15.4**
Martin St. Louis	**TBL**	**82**	**30**	**50**	**80**	**4**	**14**	**7**	**2**	**3**	**262**	**11.5**
Mike Richards	**PHI**	**79**	**30**	**50**	**80**	**22**	**63**	**8**	**7**	**4**	**238**	**12.6**
Rick Nash	**CBJ**	**78**	**40**	**39**	**79**	**11**	**52**	**6**	**5**	**5**	**263**	**15.2**
Alexander Semin	**WSH**	**62**	**34**	**45**	**79**	**25**	**77**	**8**	**0**	**8**	**223**	**15.2**

Defensemen Scoring Leaders

Player	Team	GP	G	A	PTS	+/-	PIM	PP	SH	GW	S	S Pct
Mike Green	**WSH**	**68**	**31**	**42**	**73**	**24**	**68**	**18**	**1**	**4**	**243**	**12.8**
Andrei Markov	**MTL**	**78**	**12**	**52**	**64**	**-2**	**36**	**7**	**0**	**3**	**165**	**7.3**
Nicklas Lidstrom	**DET**	**78**	**16**	**43**	**59**	**31**	**30**	**10**	**0**	**4**	**180**	**8.9**
Scott Niedermayer	**ANA**	**82**	**14**	**45**	**59**	**-8**	**70**	**9**	**0**	**2**	**178**	**7.9**
Brian Rafalski	**DET**	**78**	**10**	**49**	**59**	**17**	**20**	**5**	**0**	**1**	**141**	**7.1**
Dan Boyle	**SJS**	**77**	**16**	**41**	**57**	**6**	**52**	**8**	**0**	**4**	**213**	**7.3**
Mark Streit	**NYI**	**74**	**16**	**40**	**56**	**6**	**62**	**10**	**1**	**1**	**150**	**10.7**
Shea Weber	**NSH**	**81**	**23**	**30**	**53**	**1**	**80**	**10**	**1**	**4**	**251**	**9.2**
Sheldon Souray	**EDM**	**81**	**23**	**30**	**53**	**1**	**98**	**12**	**1**	**5**	**268**	**8.6**
Brian Campbell	**CHI**	**82**	**7**	**45**	**54**	**5**	**22**	**4**	**0**	**1**	**108**	**6.5**
Niklas Kronwall	**DET**	**80**	**6**	**45**	**51**	**2**	**50**	**4**	**0**	**1**	**121**	**5.0**
Zdeno Chara	**BOS**	**80**	**19**	**31**	**50**	**23**	**95**	**11**	**0**	**3**	**216**	**8.8**
Dennis Wideman	**BOS**	**79**	**13**	**37**	**50**	**32**	**24**	**6**	**1**	**2**	**169**	**7.7**

Goal Scoring

Player	Team	GP	G
Alex Ovechkin	**WSH**	**79**	**56**
Jeff Carter	**PHI**	**82**	**46**
Zach Parise	**NJD**	**82**	**45**
Ilya Kovalchuk	**ATL**	**79**	**43**
Thomas Vanek	**BUF**	**73**	**40**
Marian Hossa	**DET**	**74**	**40**
Eric Staal	**CAR**	**82**	**40**
Rick Nash	**CBJ**	**78**	**40**
Dany Heatley	**OTT**	**82**	**39**
Michael Cammalleri	**CGY**	**81**	**39**

Assists

Player	Team	GP	A
Evgeni Malkin	**PIT**	**82**	**78**
Sidney Crosby	**PIT**	**77**	**70**
Nicklas Backstrom	**WSH**	**82**	**66**
Ryan Getzlaf	**ANA**	**81**	**66**
Pavel Datsyuk	**DET**	**81**	**65**
Marc Savard	**BOS**	**82**	**63**
Joe Thornton	**SJS**	**82**	**61**
Henrik Sedin	**VAN**	**82**	**60**
Mike Ribeiro	**DAL**	**82**	**56**
Jarome Iginla	**CGY**	**82**	**54**

Power Play Goals

Player	Team	GP	PP
Thomas Vanek	BUF	73	20
Michael Cammalleri	CGY	81	19
Alex Ovechkin	WSH	79	19
Mike Green	WSH	68	18
Teemu Selanne	ANA	65	16
Brad Boyes	STL	82	16
Dany Heatley	OTT	82	15
Keith Tkachuk	STL	79	14
Eric Staal	CAR	82	14
Zach Parise	NJD	82	14

Short Hand Goals

Player	Team	GP	SH
Mike Richards	PHI	79	7
Rick Nash	CBJ	78	5
Patrick Marleau	SJS	76	5
Sean Bergenheim	NYI	59	4
Radek Dvorak	FLA	81	4
Jeff Carter	PHI	82	4
Alexandre Burrows	VAN	82	4
Mikko Koivu	MIN	79	4
* Kris Versteeg	CHI	78	4
Simon Gagne	PHI	79	4

Rookie Scoring Leaders

Player	Team	GP	G	A	PTS	+/-	PIM	PP	SH	GW	S	S Pct
*Bobby Ryan	Anaheim	64	31	26	57	13	33	12	0	3	174	17.8
*Kris Versteeg	Chicago	78	22	31	53	15	55	6	4	3	139	15.8
*Mikhail Grabovski	Toronto	78	20	28	48	-8	92	6	0	2	120	16.7
*Patrik Berglund	St. Louis	76	21	26	47	19	16	7	0	1	143	14.7
*Steven Stamkos	Tampa Bay	79	23	23	46	-13	39	9	0	1	181	12.7
*Michael Frolik	Florida	79	21	24	45	10	22	1	0	2	158	13.3
*Blake Wheeler	Boston	81	21	24	45	36	46	3	2	3	150	14.0
*Kyle Okposo	Islanders	65	18	21	39	-6	36	9	0	3	165	10.9
*T.J. Oshie	St. Louis	57	14	25	39	16	30	6	1	1	101	8.9

Goals Against Average

Player	Team	GPI	Mins	GA	Avg
Tim Thomas	BOS	54	3258	114	2.10
*Steve Mason	CBJ	61	3663	140	2.29
Niklas Backstrom	MIN	71	4088	159	2.33
Nikolai Khabibulin	CHI	42	2467	96	2.33
Roberto Luongo	VAN	54	3181	124	2.34
*Pekka Rinne	NSH	52	2999	119	2.38
Jonas Hiller	ANA	46	2486	99	2.39
Scott Clemmensen	NJD	40	2356	94	2.39
Chris Mason	STL	57	3215	129	2.41
Martin Brodeur	NJD	31	1814	73	2.41

Wins

Player	Team	GPI	Mins	W	L
Miikka Kiprusoff	CGY	76	4418	45	24
Evengi Nabokov	SJS	62	3686	41	12
Cam Ward	CAR	68	3928	39	23
Henrik Lundqvist	NYR	70	4153	38	25
Niklas Backstrom	MIN	71	4088	37	24
Tim Thomas	BOS	54	3259	36	11
Marc-Andre Fleury	PIT	62	3641	35	18
Ryan Miller	BUF	59	3443	34	18
Roberto Luongo	VAN	54	3181	33	13
*Steve Mason	CBJ	61	3664	33	20

Save Percentage

Player	Team	GPI	GA	SA	S Pct
Tim Thomas	Boston	54	114	1694	.933
Tomas Vokoun	Florida	59	138	1856	.926
Craig Anderson	Florida	31	74	977	.924
Niklas Backstrom	Minnesota	71	159	2059	.923
Roberto Luongo	Vancouver	54	124	1542	.920
Jonas Hiller	Anaheim	46	99	1217	.919
Nikolai Khabibulin	Chicago	42	96	1192	.919
Ryan Miller	Buffalo	59	145	1773	.918
*Pekka Rinne	Nashville	52	119	1435	.917
Scott Clemmensen	New Jersey	40	94	1138	.917

Shutouts

Player	Team	GPI	SO	W	L	OT
*Steve Mason	Columbus	61	10	33	20	7
Roberto Luongo	Vancouver	54	9	33	13	7
Niklas Backstrom	Minnesota	71	8	37	24	8
Evgeni Nabokov	San Jose	62	7	41	12	8
*Pekka Rinne	Nashville	52	7	29	15	4

Individual Rookie Leaders

Goal Scoring

Player	Team	GP	G
*Bobby Ryan	ANA	64	31
*James Neal	DAL	77	24
*Steven Stamkos	TBL	79	23
*Kris Versteeg	CHI	78	22
*Michael Frolik	FLA	79	21
*Blake Wheeler	BOS	81	21
*Patrik Berglund	STL	76	21
*Mikhail Grabovski	TOR	78	20

Assists

Player	Team	GP	A
*Kris Versteeg	CHI	78	31
*Jakub Voracek	CBJ	80	29
*Mikhail Grabovski	TOR	78	28
*Patrik Berglund	STL	76	26
*Bobby Ryan	ANA	64	26
*T.J. Oshie	STL	57	25
*Andrew Ebbett	ANA	48	24
*Blake Wheeler	BOS	81	23
*Michael Frolik	FLA	79	24

NHL Award Winners

Award	Recipient
Stanley Cup	Pittsburg Penguins
Prince of Wales Trophy	Pittsburg Penguins
Clarence S. Campbell Bowl	Detroit Red Wings
President's Trophy	San Jose Sharks
Hart Memorial Trophy	Alexander Ovechkin- WSH
Lester B. Pearson Award	Alexander Ovechkin- WSH
Art Ross Trophy	Evgeni Malkin- PIT
Maurice Richard Trophy	Alexander Ovechkin- WSH
Calder Memorial Trophy	Steve Mason- CBJ
James Norris Trophy	Zdeno Chara- BOS
Vezina Trophy	Tim Thomas- BOS
Lady Byng Memorial Trophy	Pavel Datsyuk- DET
Frank J. Selke Trophy	Pavel Datsyuk- DET
William Jennings Trophy	Tim Thomas & Manny Fernandez- BOS
Jack Adams Award	Claude Julien- BOS
King Clancy Trophy	Ethan Moreau- EDM
Bill Masterton Trophy	Steve Sullivan- NSH

2008-09 INDIVIDUAL SCORING

TAMPA BAY LIGHTNING
PLAYERS

Pos	#	Player	GP	G	A	P	+/-	PIM	PP	SH	GW	OT	S	S%	TOI/G
R	26	Martin St. Louis	82	30	40	80	4	14	7	2	3	1	262	11.5	21:17
C	4	Vincent Lecavalier	77	29	38	67	-9	54	10	1	6	1	291	10	20:15
C	91	Steven Stamkos	79	23	23	46	-13	39	9	0	1	0	181	12.7	14:56
L	12	Ryan Malone	70	26	19	45	4	98	7	0	3	0	124	21	17:45
C	20	Vaclav Prospal	82	19	26	45	-20	52	7	0	2	0	194	9.8	17:40
D	2	Lukas Krajicek	71	2	17	19	-8	48	0	0	0	0	66	3	19:37
C	11	Jeff Halpern	52	7	9	16	-13	32	1	1	1	0	60	11.7	12:01
R	76	Evgeny Artyukhin	73	6	10	16	1	151	1	0	0	0	100	6	10:40
D	21	Cory Murphy	32	5	11	16	-4	14	4	0	0	0	55	9.1	17:57
D	14	Andrej Meszaros	52	2	14	16	-4	36	1	0	1	0	87	2.3	24:10
L	24	Matt Pettinger	59	8	7	15	-14	24	2	0	1	0	82	9.8	12:18
D	54	Paul Ranger	42	2	11	13	-5	56	0	0	0	0	29	2.9	24:30
R	18	Adam Hall	74	5	5	10	-9	29	1	0	0	0	90	5.6	11:11
C	38	Paul Szczechura	31	4	5	9	-1	12	1	0	0	0	51	7.8	13.33
D	6	Josef Melichar	39	0	9	9	0	37	0	0	0	0	19	0	13:46
D	55	Matt Lashoff	28	0	8	8	-6	20	0	0	0	0	25	0	17:40
L	10	Gary Roberts	30	4	3	7	-11	27	2	0	1	0	32	12.5	11:38
R	9	Steve Downie	29	3	3	6	-2	65	0	0	1	0	26	11.5	8:25
R	17	Radim Vrbata	18	3	3	6	-1	8	1	0	0	0	41	7.3	14:13
C	34	Ryan Craig	54	2	4	6	-7	60	0	0	0	0	64	3.1	10:16
R	44	Martins Karsums	24	1	5	6	-8	6	0	0	0	0	28	3.6	11:11
D	22	Marek Malik	42	0	5	5	-3	36	0	0	0	0	22	0	19:09
D	32	Matt Smaby	43	0	4	4	-11	50	0	0	0	0	28	0	19:05
D	29	Janne Niskala	6	1	2	3	0	6	1	0	0	0	10	10	13:42
D	50	Richard Petiot	11	0	3	3	5	21	0	0	0	0	10	0	20:36
D	56	Vladimir Mihalik	11	0	3	3	-3	6	0	0	0	0	7	0	13:23
D	7	Noah Welch	40	1	1	2	-9	25	0	0	0	0	22	4.5	10:56
L	33	David Koci	37	1	1	2	1	141	0	0	0	0	13	7.7	5:57
D	39	Mike Lundin	25	0	2	2	-4	4	0	0	0	0	8	0	16:38
C	28	Zenon Konopka	7	0	1	1	-1	29	0	0	0	0	6	0	7:00
R	27	Brandon Bochenski	7	0	1	1	-3	2	0	0	0	0	11	0	10:47
L	52	Radek Smolenak	6	0	1	1	1	10	0	0	0	0	14	0	8:20
D	51	Kevin Quick	6	0	1	1	0	0	0	0	0	0	7	0	13:23
D	3	Ty Wishgart	5	0	1	1	0	0	0	0	0	0	2	0	10:07
R	53	Brandon Segal	2	0	0	0	0	0	0	0	0	0	2	0	13:47
R	16	Jason Ward	1	0	0	0	0	2	0	0	0	0	1	0	9:31
R	71	Geoff Kinrade	1	0	0	0	-1	0	0	0	0	0	1	0	17:32

GOALTENDERS

#	Player	GP	TOI	GAA	W	L	OTL	SA	GA	Sv	Sv%	SO	G	A	PIM
41	Mike Smith	41	2471:21	2.62	14	18	9	1282	198	1174	.916	2	0	1	23
30	Mike McKenna	15	775:51	3.56	4	8	1	406	46	360	.887	1	0	1	0
31	Karri Ramo	24	1311:54	3.66	4	10	7	756	80	676	.894	0	0	1	2
35	Riku Helenius	1	6:52	0	0	0	0	2	0	2	1	0	0	0	0

2008-09 GAME-BY-GAME RESULTS

#	Opponent	Result	Record	Scorers	W Goal	PP	PK	SF - SA	W - L Gltdr	Attend
1	10/4 vs. NYR	L, 1-2	0-1-0	St. Louis	17	0-4	6-7	21-41	30-41	17085
2	10/5 @ NYR	L, 1-2	0-2-0	Hall	19	1-4	5-5	19-39	30-37	17085
3	10/11 vs. CAR	O, 3-4*	0-2-1	Recchi, Niskala (p), Lecavalier (p)	12	2-7	7-9	29-46	49-41	18552
4	10/16 vs. NYI	O, 3-4*	0-2-2	Lecavalier, Prospal (p) Malone	7	1-7	8-0	36-36	35-37	14420
5	10/18 vs. MIN	O, 0-1**	0-2-3	-	20	0-3	6-6	32-21	32-41	15191
6	10/21 vs. ATL	W, 3-2*	1-2-3	Recchi , Prospal Lecavalier (p)	4	1-5	3-3	38-33	41-32	13922
7	10/25 vs. SJS	L, 0-3	1-3-3	-	11	0-2	5-6	45-22	33-41	16831
8	10/28 @ TOR	W, 3-2	2-3-3 Lecavalier (p)	Jokinen, Lecavalier	4	1-5	4-6	25-39	41-35	19348
9	10/30 @ BUF	W, 5-2	3-3-3	Stamkos (p), Jokinen, Malone Ranger, Stamkos	12	1-3	4-5	40-31	37-30	18690
10	11/01 vs. OTT	W, 3-2**	4-3-3	Lecavalier, Carle, Artyukhin (x)	76	0-4	2-3	34-31	41-31	16104
11	11/05 @ NJD	L, 4-3**	4-3-4	Jokinen, Jokinen (p), St. Louis (p)	15	2-3	1-2	27-38	1-41	11619
12	11/06 @ NYR	L, 2-5	4-4-4	St. Louis, Malone (p)	23	1-3	5-8	38-35	30-41	18200
13	11/08 @ PHI	W, 2-1	5-4-4	Jokinen, Prospal	20	0-5	4-5	22-36	41-43	19412
14	11/10 @ WSH	L, 2-4	5-5-4	Roberts (p), Roberts (p)	16	2-5	3-3	36-30	1-37	17932
15	11/12 @ FLA	L, 0-4	5-6-4	-	24	0-5	4-6	24-31	31-41	12104
16	11/13 vs. DET	L, 3-4	5-7-4	Recchi, Jokinen (p), Pettinger	40	1-4	3-5	18-39	30-37	20544
17	11/16 @ CAR	O, 2-3**	5-7-5	St. Louis, Lecavalier (p)	15	1-5	5-5	28-30	30-41	13781
18	11/18 vs. FLA	O, 3-4**	5-7-6	Vrbata, Artyukhin, Eminger	16	0-2	3-5	52-36	29-41	16176
19	11/21 vs. NSH	W, 4-1	6-7-6	Lecavalier (p), Lecavalier Recchi, Prospal	4	1-6	7-7	24-35	41-39	16444
20	11/23 vs. NJD	L, 3-7	6-8-6	Vrbata, St. Louis, Malone (EV-PS)	14	0-4	2-2	29-45	35-37	14222
21	11/26 vs. NYR	L, 2-3**	6-8-7	Malone (p), Recchi	91	1-6	5-6	29-35	30-41	16991
22	11/28 @ MIN	L, 2-4	6-9-7	Vrbata (p), Malone	9	1-5	3-3	37-33	32-41	18568
23	11/29 @ COL	L, 3-4	6-10-7	Lecavalier, Malone (p) Stamkos (p)	54	2-6	3-4	20-31	1-41	18007
24	12/02 @ PHI	O, 3-4*	6-10-8	Recchi (p), Prospal (p) Downie	18	2-6	2-5	38-32	43-41	19227
25	12/04 vs. BOS	L, 1-3	6-11-8	St. Louis	46	0-3	1-1	31-26	30-41	15598
26	12/06 vs. BUF	L, 3-4	6-12-8	St. Louis, Ranger, Prospal	27	0-6	6-6	23-27	30-41	17154
27	12/08 @ BOS	L, 3-5	6-13-8	Hall, Lecavalier, Szczechura	33	0-4	4-6	29-24	30-41	16973
28	12/10 @ BUF	L, 2-4	6-14-8	St. Louis, Recchi	9	0-4	4-6	28-37	30-41	18431
29	12/11 @ MTL	W, 3-1	7-14-8	St. Louis, Lecavalier St. Louis (s)	4	0-4	5-6	22-32	37-41	21273
30	12/13 @ OTT	L, 0-2	7-15-8	-	45	0-5	7-8	24-33	29-41	18446
31	12/18 vs. COL	O, 1-2**	7-15-9	Halpern	23	0-1	5-5	38-35	1-41	16333
32	12/20 @ ATL	L, 3-4	7-16-9	St. Louis (p), Hall, St. Louis (p)	42	2-6	3-4	39-30	32-41	14395
33	12/23 @ PIT	W, 2-0	8-16-9	Pettinger, Szczechura (p)	24	1-3	3-3	29-15	41-29	17064
34	12/26 @ FLA	W, 4-3**	9-16-9	Eminger, Recchi, Artyukhin Malone (x)	12	0-5	4-5	35-28	41-31	16961
35	12/27 vs. FLA	W, 6-4	10-16-9	Stamkos, Artyukhin (p) Lecavalier, Lecavalier, Malone	12	1-6	6-8	42-29	41-29	18226
			St. Louis							
36	12/30 vs. MTL	O, 1-2**	10-16-10	Prospal (p)	40	1-5	6-6	22-30	31-41	20454
37	01/01 @ WSH	L, 4-7	10-17-10	Lecavalier, Malone, Hall (s) Lecavalier	17	0-3	2-2	27-35	1-41	18277
38	01/03 vs. CAR	L, 2-3	10-18-10	Craig, Lecavalier	25	0-2	3-3	19-28	30-41	15873
39	01/04 @ ATL	W, 4-1	11-18-10	Eminger (p), St. Louis Prospal (p), Halpern	26	2-4	2-2	35-28	41-32	10750
40	01/08 @ PHX	L, 2-3	11-19-10	Meszaros, Halpern (p)	91	1-2	2-3	24-27	30-41	13736
41	01/09 @ ANA	W, 4-3	12-19-10	St. Louis (s), Prospal Malone (p), Malone	12	1-3	3-4	19-32	31-1	17174
42	01/12 @ LAK	W, 3-1	13-19-10	Artyukhin, Recchi, Lecavalier	8	0-4	4-4	22-30	41-31	16511
43	01/13 @ SJS	L, 7-1	13-20-10	Stamoks	19	0-2	5-8	25-42	20-31	17496
44	01/15 vs. PHI	W, 4-1	14-20-10	St. Louis, Meszaros (p), Craig Lecavalier (EV-PS)	14	1-4	2-3	44-32	44-32	15604

45	01/17 vs. FLA	L, 3-4	14-21-10	Lecavalier, Prospal (p), Malone	4	1-4	0-2	33-21	29-41	17217
46	01/19 vs. DAL	W, 4-2	15-21-10	Lecavalier (s), Stamkos Lecavalier (p), Prospal	4	1-2	6-7	20-25	41-35	13991
47	01/21 vs. BUF	W, 5-3	16-21-10	Eminger (p), Downie, Krajicek Halpern, Murphy (p)	11	2-4	3-5	26-34	41-30	15611
48	01/27 vs. MTL	W, 5-3	17-21-10	Malone, Lecavalier (p), Prospal Downie, St. Louis (p)	9	2-7	4-4	24-34	41-31	15912
49	01/29 @ CAR	L, 2-3	17-22-10	Recchi, Malone	12	0-3	5-5	29-31	41-30	16405
50	01/30 vs. PHI	L, 1-6	17-23-10	Prospal (p)	6	1-9	4-5	42-32	30-41	18120
51	02/03 @ NYI	L, 1-3	17-24-10	Lecavalier (p)	2	1-6	5-6	30-27	34-31	9808
52	02/04 @ PIT	O, 3-4*	17-24-11	Malone, St. Louis, Lecavalier	71	0-3	6-7	24-35	29-30	16977
53	02/07 vs. NYI	W, 1-0	18-24-11	Roberts	10	0-4	4-4	28-28	30-34	14810
54	02/10 vs. ATL	L, 1-3	18-25-11	Downie	13	0-5	3-3	41-24	32-30	13490
55	02/12 vs. TOR	W, 6-4	19-25-11	Malone, Malone, Recchi (p) St. Louis (p), Stamkos (p) Lecavalier	91	3-4	1-2	31-25	30-31	16526
56	02/14 vs. WSH	L, 1-5	19-26-11	Malone	8	0-3	3-4	32-32	30-30	17249
57	02/17 vs. CHI	L, 3-5	19-27-11	Stamkos, Stamkos (p) Stamkos(p)	36	2-6	3-5	23-49	38-31	15431
58	02/19 vs. NJD	O, 2-3**	19-27-12	Malone, Malone	26	0-4	2-4	41-40	1-31	14408
59	02/20 @ CAR	L, 1-4	19-28-12	Prospal	36	0-3	2-6	13-41	30-30	17711
60	02/20 vs. BOS	W, 4-3	20-28-12	Halpern, Hall, Recchi Prospal (p)	20	1-6	3-4	18-43	31-35	18454
61	02/24 @ EDM	L, 3-5	20-29-12	Murphy (p), Stamkos, Murphy	44	1-3	6-6	29-45	35-31	16839
62	02/27 @ VAN	L, 1-2	20-30-12	Stamkos	18	0-1	4-5	21-25	1-31	18630
63	03/01 @ CGY	W, 8-6	21-30-12	Artyukhin, St. Louis, Lecavalier Stamkos, Prospal (p), Malone (p) Lecavalier (p), St. Louis	4	3-5	0-3	32-39	30-1	19289
64	03/03 vs. PIT	L, 1-3	21-31-12	Prospal	14	0-1	2-3	33-33	29-31	19908
65	03/06 vs. STL	O, 3-4*	21-31-13	St. Louis (p), Pettinger, Stamkos	22	1-3	4-5	23-36	50-31	13831
66	03/07 vs. CAR	L, 3-9	21-32-13	St. Louis, Lecavalier, Malone	77	0-4	3-5	25-37	30-31	15692
67	03/11 @ OTT	O, 2-3*	21-32-14	Murphy (p), Hall (p)	12	2-5	5-6	24-27	30-31	19231
68	03/12 @ TOR	W, 4-1	22-32-14	Pettinger, St. Louis, Malone (p) Szczechura	26	1-4	3-3	30-21	31-29	19209
69	03/14 @ FLA	W, 4-3**	23-32-14	Murphy (p), St. Louis, Halpern Stamkos (x)	91	1-4	2-3	27-37	31-29	17734
70	03/17 vs. TOR	O, 3-4**	23-32-15	Lecavalier (p), Stamkos (p) Pettinger	39	2-6	5-5	22-39	31-31	18793
71	03/19 vs. WHS	L, 2-5	23-33-15	Stamkos (p), St. Louis	25	1-4	3-4	28-30	40-30	16541
72	03/21 vs. ATL	O, 3-4**	23-33-16	Stamkos, Stamkos (p) Prospal (p)	13	2-5	4-6	29-36	1-31	15391
73	03/24 vs. CBJ	W, 2-1*	24-33-16	Malone (p), St. Louis	26	1-1	3-3	17-34	30-1	14454
74	03/26 @ MTL	O, 2-3*	24-33-17	Koci, Krajucek	11	0-1	7-8	19-36	31-31	21273
75	03/27 @ WSH	L, 3-5	24-34-17	St. Louis, Stamkos, Prospal	2	0-4	6-9	36-39	60-30	18277
76	03/29 vs. OTT	L, 0-3	24-35-17	-	15	0-4	3-5	20-29	30-31	16427
77	03/31 @ BOS	L, 1-3	24-36-17	Stamkos	33	0-5	4-6	25-39	35-30	16996
78	04/03 @ NJD	O, 4-3*	24-36-18	Artyukhin, Stamkos (p), Malone	9	1-2	2-3	22-39	30-31	17625
79	04/04 @ NYI	L, 1-3	24-37-18	Pettinger (p)	24	1-3	3-5	30-21	34-30	12809
80	04/07 vs. PIT	L, 4-6	24-38-18	Halpern (s), St. Louis Szczechura, Halpern	26	0-7	3-5	37-31	29-31	19538
81	04/09 vs. WSH	L, 2-4	24-39-18	Stamkos, Pettinger	39	0-5	4-5	24-33	60-31	18891
82	04/11 vs. ATL	L, 2-6	24-40-18	Pettinger (p), Stamkos	17	1-5	5-7	35-26	32-30	17122

*= Overtime
**= Shootout
+= Sellout
(p)= Power Play Goal
(s)= Shorthanded Goal
(x)= Shootout Game-Winner
(EV-PS)= Successful Penalty Shot

2008-2009 HOME & AWAY

2008-2009 HOME GAME-BY-GAME RESULTS

	SHOTS FOR	SHOTS AGAINST		GOALS FOR				GOALS AGAINST														
#	Opponent	Result	Record	1	2	3	O	1	2	3	0	1	2	3	O	1	2	3	O	PP	PK	Attend
1	10/4 vs. NYR	L, 1-2	0-1-0	8	3	10	0	14	16	11	0	0	0	1	0	0	1	1	0	0-4	6-7	17085
3	10/11 vs. CAR	O, 3-4*	0-2-1	16	9	2	2	12	9	20	5	2	1	0	0	0	1	2	1	2-7	7-9	18552
4	10/16 vs. NYI	O, 3-4*	0-2-2	11	12	13	0	10	14	11	1	0	0	3	0	1	1	1	1	1-7	8-9	14420
5	10/18 vs. MIN	O, 0-1**	0-2-3	13	8	10	1	6	8	4	3	0	0	0	0	0	0	0	0	0-3	7-7	15191
6	10/21 vs. ATL	W, 3-2*	1-2-3	18	10	8	2	5	13	15	0	1	1	0	1	0	0	2	0	1-5	3-3	13922
7	10/25 vs. SJS	L, 0-3	1-3-3	9	7	6	0	16	13	16	0	0	0	0	0	0	2	1	0	0-2	5-6	16831
10	11/1 vs. OTT	W, 3-2**	4-3-3	7	15	9	3	7	10	11	3	0	1	1	0	0	2	0	0	0-4	2-3	16104
16	11/13 vs. DET	L, 3-4	5-7-4	6	3	9	0	7	18	14	0	2	0	1	0	0	1	3	0	1-4	3-5	20544
18	11/18 vs. FLA	O, 3-4**	5-7-6	16	21	13	2	11	10	12	3	0	1	2	0	2	1	0	0	0-2	3-5	16176
19	11/21 vs. NSH	W, 4-1	6-7-6	10	7	7	0	11	15	9	0	3	1	0	0	1	0	0	0	1-6	7-7	16444
20	11/23 vs. NJD	L, 3-7	6-8-6	6	13	10	0	15	16	14	0	0	3	0	0	2	3	2	0	0-4	0-2	14222
21	11/26 vs. NYR	O, 2-3**	6-8-7	5	15	9	0	11	10	11	3	0	1	1	0	0	2	0	0	1-6	5-6	16991
25	12/4 vs. BOS	L, 1-3	6-11-8	9	13	9	0	9	8	9	0	1	0	0	0	0	1	2	0	0-3	1-1	15598
26	12/6 vs. BUF	L, 3-4	6-12-8	9	6	8	0	9	7	11	0	1	2	0	0	1	2	1	0	0-6	6-6	17154
31	12/18 vs. COL	O, 1-2**	7-15-9	13	13	9	3	7	13	13	2	0	1	0	0	1	0	0	0	0-1	5-5	16333
35	12/27 vs. FLA	W, 6-4	10-16-9	21	9	12	0	3	15	11	0	2	2	2	0	0	3	1	0	1-6	6-8	18226
36	12/30 vs. MTL	O, 1-2**	10-16-10	6	7	5	4	10	5	10	5	1	0	0	0	0	0	1	0	1-5	6-6	20454
38	1/3 vs. CAR	L, 2-3	10-18-10	10	5	4	0	12	10	6	0	2	0	0	0	2	1	0	0	0-3	4-5	15873
44	1/15 vs. PHI	W, 4-1	14-20-10	14	18	12	0	7	13	12	0	0	3	1	0	0	1	0	0	1-4	2-3	15604
45	1/17 vs. FLA	L, 3-4	14-21-10	11	9	13	0	4	13	4	0	3	0	0	0	1	3	0	0	1-4	0-2	17217
46	1/19 vs. DAL	W, 4-2	15-21-10	8	2	9	0	12	8	5	0	1	0	3	0	1	1	0	0	1-2	6-7	13991
47	1/21 vs. BUF	W, 5-3	16-21-10	7	14	5	0	5	20	9	0	2	3	0	0	0	3	0	0	2-4	3-5	15611
48	1/27 vs. MTL	W, 5-3	17-21-10	7	6	11	0	20	5	9	0	1	3	1	0	2	0	1	0	2-7	4-4	15912
50	1/30 vs. PHI	L, 1-6	17-23-10	16	11	15	0	10	11	11	0	1	0	0	0	1	2	3	0	1-9	4-5	18120
53	2/7 vs. NYI	W, 1-0	18-24-11	16	5	7	0	7	9	12	0	0	0	1	0	0	0	0	0	0-4	4-4	14810
54	2/10 vs. ATL	L, 1-3	18-25-11	11	13	17	0	6	11	7	0	1	0	0	0	1	1	1	0	0-5	3-3	13490
55	2/12 vs. TOR	W, 6-4	19-25-11	14	8	9	0	9	6	10	0	4	0	2	0	1	2	1	0	3-4	1-2	16526
56	2/14 vs. WSH	L, 1-5	19-26-11	14	14	4	0	12	12	8	0	0	1	0	0	3	1	1	0	0-3	3-4	17249
57	2/17 vs. CHI	L, 3-5	19-27-11	3	13	7	0	19	15	15	0	1	2	0	0	1	1	3	0	2-6	3-5	15431
58	2/19 vs. NJD	O, 2-3**	19-27-12	14	12	13	2	11	12	13	4	2	0	0	0	0	1	1	0	0-4	2-4	14408
60	2/22 vs. BOS	W, 4-3	20-28-12	9	5	4	0	14	14	15	0	2	1	1	0	2	1	0	0	1-6	3-4	18454
64	3/3 vs. PIT	L, 1-3	21-31-12	11	11	11	0	12	13	8	0	1	0	0	0	2	1	0	0	0-1	2-3	19908
65	3/6 vs. STL	O, 3-4*	21-31-13	4	10	9	0	10	13	11	2	0	0	3	0	0	2	1	1	1-3	4-5	13831
66	3/7 vs. CAR	L, 3-9	21-32-13	8	8	9	0	8	21	8	0	1	0	2	0	3	6	0	0	0-4	3-5	15962
70	3/17 vs. TOR	O, 3-4**	23-32-15	7	7	6	2	9	12	14	4	1	2	0	0	0	1	2	0	2-6	5-5	18793
71	3/19 vs. WSH	L, 2-5	23-33-15	9	16	6	0	9	10	11	0	1	1	0	0	2	0	3	0	1-4	3-4	16541
72	3/21 vs. ATL	O, 3-4**	23-33-16	7	12	9	1	19	3	10	4	0	3	0	0	2	1	0	0	3-5	4-6	15391
73	3/24 vs. CBJ	W, 2-1*	24-33-16	2	5	7	3	9	8	16	1	0	0	1	1	0	0	1	0	1-1	3-3	14454
76	3/29 vs. OTT	L, 0-3	24-35-17	12	4	4	0	8	11	10	0	0	0	0	0	2	0	1	0	0-4	3-5	16427
80	4/7 vs. PIT	L, 4-6	24-38-18	6	10	21	0	5	18	8	0	0	0	4	0	0	3	3	0	0-7	3-5	19538
81	4/9 vs. WSH	L, 2-4	24-39-18	12	7	5	0	6	12	15	0	1	0	1	0	1	2	1	0	0-5	4-5	18891

2008-09 AWAY GAME-BY-GAME RESULTS

	SHOTS FOR	SHOTS AGAINST		GOALS FOR				GOALS AGAINST														
#	Opponent	Result	Record	1	2	3	O	1	2	3	0	1	2	3	O	1	2	3	O	PP	PK	Attend
2	10/5 @ NYR	L, 1-2	0-2-0	3	6	10	0	15	18	6	0	1	0	0	0	0	2	0	0	0-5	3-4	17085
8	10/28 @ TOR	W, 3-2	2-3-3	9	11	5	0	17	6	13	0	2	1	0	0	1	1	0	0	1-5	4-6	19348
9	10/30 @ BUF	W, 5-2	3-3-3	15	14	11	0	8	14	9	0	3	2	0	0	1	1	0	0	1-3	4-5	18690
11	11/5 @ NJD	O, 3-4**	4-3-4	9	7	7	4	8	16	10	4	1	0	2	0	0	2	1	0	2-3	1-2	11619
12	11/6 @ NYR	L, 2-5	4-4-4	9	15	14	0	12	9	14	0	0	1	1	0	1	1	3	0	1-3	5-8	18200
13	11/8 @ PHI	W, 2-1	5-4-4	12	5	5	0	18	13	5	0	2	0	0	0	1	0	0	0	0-5	4-5	19412
14	11/10 @WSH	L, 2-4	5-5-4	6	18	12	0	12	6	12	0	0	1	1	0	3	0	1	0	2-5	3-3	17932
15	11/12 @ FLA	L, 0-4	5-6-4	4	9	11	0	8	15	8	0	0	0	0	0	1	2	1	0	0-5	4-6	12104
17	11/16 @ CAR	O, 2-3**	5-7-5	7	11	8	2	12	14	1	3	1	1	0	0	0	2	0	0	1-6	5-5	13781
22	11/28 @ MIN	L, 2-4	6-9-7	8	10	19	0	11	8	14	0	1	1	0	0	1	0	3	1	1-5	3-3	18568
23	11/29 @ COL	L, 2-4	6-10-7	5	4	11	0	10	12	9	0	0	1	2	0	3	0	1	0	2-6	3-4	18007
24	12/2 @ PHI	O, 3-4*	6-10-8	17	11	10	0	13	9	9	1	1	0	2	0	1	0	2	1	2-6	2-5	19227
27	12/8 @ BOS	L, 3-5	6-13-8	5	9	15	0	13	7	4	0	0	1	2	0	3	1	1	0	0-4	4-6	16973
28	12/10 @ BUF	L, 2-4	6-14-8	10	7	11	0	10	16	11	0	2	0	0	0	1	2	1	0	0-4	4-6	18431
29	12/11 @ MTL	W, 3-1	7-14-8	11	7	4	0	8	11	13	0	2	1	0	0	1	0	0	0	0-4	5-6	21273
30	12/13 @ OTT	L, 0-2	7-15-8	9	8	7	0	7	10	16	0	0	0	0	0	0	1	1	0	0-5	7-8	18446
32	12/20 @ ATL	L, 3-4	7-16-9	7	8	24	0	11	13	6	0	2	0	1	0	3	0	1	0	2-6	3-4	14395
33	12/23 @ PIT	W, 2-0	8-16-9	13	9	7	0	8	4	4	3	0	1	1	0	0	0	0	0	1-5	3-3	17064
34	12/26 @ FLA	W, 4-3**	9-16-9	9	18	8	0	10	9	8	1	1	2	0	0	1	0	2	0	0-5	4-5	16961
37	1/1 @ WSH	L, 4-7	10-17-10	8	11	8	0	15	14	6	0	0	3	1	0	3	1	3	0	0-2	3-3	18277
39	1/4 @ ATL	W, 4-1	11-18-10	13	10	12	0	7	11	10	0	1	1	2	0	0	0	1	0	2-4	2-2	10750
40	1/8 @ PHX	L, 2-3	11-19-10	9	9	6	0	8	11	8	0	1	1	0	0	1	1	1	0	1-2	2-3	13736
41	1/9 @ANA	W, 4-3	12-19-10	6	6	7	0	7	17	8	0	1	2	1	0	0	3	0	0	1-3	3-4	17174
42	1/12 @ LAK	W, 3-1	13-19-10	5	10	7	0	4	15	11	0	2	1	0	0	0	1	0	0	0-4	4-4	16511
43	1/13 @ SJS	L, 1-7	13-20-10	8	10	7	0	17	13	12	0	0	1	0	0	2	3	2	0	0-2	5-8	17496
49	1/29 @ CAR	L, 2-3	17-22-10	7	12	10	0	13	7	11	0	1	0	1	0	0	2	1	0	0-3	5-5	16405
51	2/3 @ NYI	L, 1-3	17-24-10	11	10	9	0	7	14	6	0	0	0	1	0	0	3	0	0	1-6	5-6	9808
52	2/4 @ PIT	O, 3-4*	17-24-11	14	5	3	2	5	13	12	5	1	2	0	0	0	0	3	1	0-3	6-7	16977
59	2/20 @CAR	L, 1-4	19-28-12	1	8	4	0	14	11	16	0	0	1	0	0	1	1	2	0	0-3	2-6	17711
61	2/24 @ EDM	L, 3-5	20-29-12	3	15	11	0	11	14	20	0	0	2	1	0	2	1	2	0	1-3	6-6	16839
62	2/27 @ VAN	L, 1-2	20-30-12	9	8	4	0	9	6	10	0	0	1	0	0	1	0	1	0	0-1	4-5	18630
63	3/1 @ CGY	W, 8-2	21-30-12	10	9	13	0	14	8	17	0	1	4	3	0	1	3	2	0	3-5	0-3	19289
67	3/11 @ OTT	O, 2-3*	21-32-14	8	8	6	2	11	9	4	3	1	1	0	0	1	1	0	1	2-5	5-6	19231
68	11/12 @ TOR	W, 4-1	22-32-14	5	16	9	0	7	5	9	0	0	2	2	0	1	0	0	0	1-5	3-3	19202
69	11/14 @ FLA	W, 4-3**	23-32-14	5	7	10	5	15	11	9	2	0	1	2	0	1	1	1	0	1-4	2-3	17734
74	3/26 @ MTL	O, 2-3*	24-33-17	2	6	11	0	11	13	9	3	0	0	2	0	1	0	1	1	0-1	7-8	21273
75	3/27 @ WSH	L, 3-5	24-34-17	9	12	15	0	16	13	10	0	1	1	1	0	3	0	2	0	0-4	6-9	18277
77	3/31 @ BOS	L, 1-3	24-36-17	4	14	7	0	10	13	16	0	0	0	1	0	1	2	0	0	0-5	4-6	16996
78	4/3 @ NJD	O, 4-5*	24-36-18	11	5	5	1	10	13	14	2	1	1	2	0	0	3	1	1	1-2	2-3	17625
79	4/4 @ NYI	L, 1-3	24-37-18	6	12	12	0	7	10	4	0	0	1	0	0	1	1	1	0	1-3	3-5	12809
82	4/11 @ ATL	L, 2-6	24-40-18	13	9	13	0	7	9	10	0	1	0	1	0	2	3	1	0	1-5	5-7	17122

2008-09 HOME & AWAY STATISTICS

			HOME					ROAD					TOTAL				
Pos	No.	Player	GP	G	A	P	+/-	GP	G	A	P	+/-	GP	G	A	P	+/-
C	4	Vincent Lecavalier	39	16	21	37	-2	38	13	17	30	-7	77	29	38	67	-9
R	26	Martin St. Louis	41	13	27	40	4	41	17	23	40	0	82	30	50	80	4
C	20	Vaclav Prospal	41	13	14	27	-5	41	6	12	18	-15	82	19	26	45	-20
L	12	Ryan Malone	36	13	12	25	0	34	13	7	20	4	70	26	19	45	4
C	91	*Steven Stamkos	40	12	12	24	-5	39	11	11	22	-8	79	23	23	46	-13
C	11	Jeff Halpern	27	5	3	8	-7	25	2	6	8	-6	52	7	9	16	-13
L	24	Matt Pettinger	31	4	4	8	-8	28	4	3	7	-6	59	8	7	15	-14
R	76	Evgeny Artyukhin	36	2	4	6	-2	37	4	6	10	3	73	6	10	16	1
C	34	Ryan Craig	27	2	2	4	-5	27	0	2	2	-2	54	2	4	6	-7
R	9	Steve Downie	16	2	2	4	0	13	1	1	2	-2	29	3	3	6	-2
R	17	Radim Vrbata	10	2	2	4	2	8	1	1	2	-3	18	3	3	6	-1
L	10	Gary Roberts	15	2	1	3	-5	15	2	2	4	-6	30	4	3	7	-11
D	2	Lukas Krajicek	36	1	11	12	-3	35	1	6	7	-5	71	2	17	19	-8
D	14	Andrej Meszaros	24	1	8	9	-7	28	1	6	7	3	52	2	14	16	-4
D	21	Cory Murphy	19	1	7	8	-2	13	4	4	8	-2	32	5	11	16	-4
D	54	Paul Ranger	18	1	4	5	-7	24	1	7	8	2	42	2	11	13	-5
C	38	*Paul Szczechura	13	1	3	4	-2	18	3	2	5	1	31	4	5	9	-1
D	29	Janne Niskala	5	1	2	3	0	1	0	0	0	0	6	1	2	3	0
R	18	Adam Hall	35	1	2	3	-4	39	4	3	7	-5	74	5	5	10	-9
D	6	Josef Melichar	20	0	5	5	-4	19	0	4	4	4	39	0	9	9	0
D	55	Matt Lashoff	14	0	5	5	-1	14	0	3	3	-5	28	0	8	8	-6
D	32	*Matt Smaby	23	0	4	4	-5	20	0	0	0	-6	43	0	4	4	-11
D	22	Marek Malik	17	0	3	3	-3	25	0	2	2	0	42	0	5	5	-3
R	44	*Martins Karsums	12	0	3	3	-3	12	1	2	3	-5	24	1	5	6	-8
D	23	Jamie Heward	6	0	2	2	-1	7	0	0	0	0	13	0	2	2	-1
R	27	Brandon Bochenski	3	0	1	1	-2	4	0	0	0	-1	7	0	1	1	-3
L	33	David Koci	21	0	1	1	0	16	1	0	1	1	37	1	1	2	1
D	56	*Vladimir Mihalik	4	0	1	1	1	7	0	2	2	-4	11	0	3	3	-3
D	7	Noah Welch	19	0	1	1	-6	21	1	0	1	-3	40	1	1	2	-9
D	39	Mike Lundin	11	0	1	1	-1	14	0	1	1	-3	25	0	2	2	-4
D	50	Richard Petiot	5	0	1	1	-1	6	0	2	2	6	11	0	3	3	5
C	28	Zenon Konopka	2	0	1	1	0	5	0	0	0	-1	7	0	1	1	-1
D	3	*Ty Wishart	4	0	1	1	0	1	0	0	0	0	5	0	1	1	0
D	51	*Kevin Quick	4	0	0	0	2	2	0	1	1	-2	6	0	1	1	0
L	52	*Radek Smolenak	2	0	0	0	0	4	0	1	1	1	6	0	1	1	1
R	53	*Brandon Segal	2	0	0	0	0	0	0	0	0	0	2	0	0	0	0
R	16	Jason Ward	1	0	0	0	0	0	0	0	0	0	1	0	0	0	0
R	71	*Geoff Kinrade	1	0	0	0	-1	0	0	0	0	0	1	0	0	0	-1

HOME

No.	Goaltender	GP	MIN	GAA	W	L	OT	SO	GA	Shots	SV%
*35	Riku Helenius	1	7	0.00	0	0	0	0	0	2	1.000
41	Mike Smith	21	1283	2.48	8	7	6	1	53	673	.921
*30	Mike McKenna	7	352	3.07	3	3	0	1	18	167	.892
*31	Karri Ramo	13	708	3.73	1	6	4	0	44	426	.897
37	Olaf Kolzig	3	151	5.17	0	2	1	0	13	103	.874

AWAY

No.	Goaltender	GP	MIN	GAA	W	L	OT	SO	GA	Shots	SV%
41	Mike Smith	20	1189	2.78	6	11	3	1	55	609	.910
37	Olaf Kolzig	5	259	2.78	2	2	0	0	12	142	.915
*31	Karri Ramo	11	604	3.58	3	4	3	0	36	330	.891
*30	Mike McKenna	8	424	3.97	1	5	1	0	28	239	.883

*Rookie

2008-09 SEASON SUMMARY

Overall record	**24-40-18**
Home record	**12-18-11**
Road record	**12-22-7**
Scoring first	**15-10-9**
Opponent scoring first	**9-30-9**
Leading after 1 period	**11-6-8**
Trailing after 1 period	**4-21-5**
Tied after 1 period	**9-13-5**
Leading after 2 periods	**17-3-5**
Trailing after 2 periods	**3-32-7**
Tied after 2 periods	**4-5-6**
Out-shooting opponent	**10-13-5**
Out-shot by opponent	**13-25-12**
Even shots	**1-2-1**

Margin of Scores

	Home W-L-OT	Road W-L-OT	Total W-L-OT
1-goal games	**5-5-11**	**5-6-7**	**10-29**
2-goal games	**5-6-0**	**4-10-0**	**9-16**
3-goal or more games	**2-3-0**	**3-3-0**	**5-13**

Record by Conference

	Record	Pts
VS. EASTERN CONFERENCE	**18-31-15**	**51**
VS. WESTERN CONFERENCE	**6-9-3**	**15**

Record by Division

Division	W-L-OT	Pts
VS. Atlantic	**4-9-7**	**15**
VS. Northeast	**9-7-4**	**22**
VS. Southeast	**5-15-4**	**14**
VS. Central	**2-2-1**	**5**
VS. Northwest	**1-4-2**	**4**
VS. Pacific	**3-3-0**	**6**

Record by Month

Month	W-L-OT	Pts
October	**3-3-3**	**9**
November	**3-7-4**	**10**
December	**4-6-3**	**11**
January	**7-7-0**	**14**
February	**3-7-2**	**8**
March	**4-6-5**	**13**
April	**0-4-1**	**1**
Totals	**24-40-18**	**66**

Record by Day

Day	W-L-OT	Pts
Monday	**2-2-0**	**4**
Tuesday	**5-8-4**	**14**
Wednesday	**1-2-4**	**6**
Thursday	**5-8-4**	**14**
Friday	**3-5-2**	**8**
Saturday	**5-12-3**	**13**
Sunday	**3-3-1**	**7**

EASTERN CONFERENCE

ATLANTIC	GP	W	L	OTL	PTS
New Jersey	**4**	**0**	**1**	**3**	**3**
NY Islanders	**4**	**1**	**2**	**1**	**3**
NY Rangers	**4**	**0**	**3**	**1**	**1**
Philadelphia	**4**	**2**	**1**	**1**	**5**
Pittsburgh	**4**	**1**	**2**	**1**	**3**

NORTHEAST	GP	W	L	OTL	PTS
Boston	**4**	**1**	**3**	**0**	**1**
Buffalo	**4**	**2**	**2**	**0**	**4**
Montreal	**4**	**2**	**0**	**2**	**6**
Ottawa	**4**	**1**	**2**	**1**	**3**
Toronto	**4**	**3**	**1**	**0**	**6**

SOUTHEAST	GP	W	L	OTL	PTS
Atlanta	**6**	**2**	**3**	**1**	**5**
Carolina	**6**	**0**	**4**	**2**	**2**
Florida	**6**	**3**	**2**	**1**	**7**
Washington	**6**	**0**	**6**	**0**	**0**

WESTERN CONFERENCE

CENTRAL	GP	W	L	OTL	PTS
Chicago	**1**	**0**	**1**	**0**	**0**
Columbus	**1**	**1**	**0**	**0**	**2**
Detroit	**1**	**0**	**1**	**0**	**0**
Nashville	**1**	**1**	**0**	**0**	**2**
St. Louis	**1**	**0**	**0**	**1**	**1**

NORTHWEST	GP	W	L	OTL	PTS
Calgary	**1**	**1**	**0**	**0**	**2**
Colorado	**2**	**0**	**1**	**1**	**1**
Edmonton	**1**	**0**	**1**	**0**	**0**
Minnesota	**2**	**0**	**1**	**1**	**1**
Vancouver	**1**	**0**	**1**	**0**	**0**

PACIFIC	GP	W	L	OTL	PTS
Anaheim	**1**	**1**	**0**	**0**	**2**
Dallas	**1**	**1**	**0**	**0**	**2**
Los Angeles	**1**	**1**	**0**	**0**	**2**
Phoenix	**1**	**0**	**1**	**0**	**0**
San Jose	**2**	**0**	**2**	**0**	**0**

Goals By Period

	1	2	3	OT	T	Avg
Lightning	**67**	**74**	**64**	**2**	**207**	**2.5**
Opponents	**79**	**99**	**83**	**8**	**269**	**3.3**

Shots By Period

	1	2	3	OT	T	Avg
Lightning	**743**	**800**	**754**	**41**	**2338**	**28.5**
Opponents	**842**	**935**	**860**	**64**	**2701**	**32.9**

Longest Team Streaks

	Winning	With a Point	Losing
Overall	**3 (10/28-11/1)**	**4 (10/11-10/21)**	**9 (3/26- 4/11)**
Home	**3 (1/19-1/27)**	**4 (10/11-10/21)**	**5 (3/3- 3/21)**
Away	**2 (10/28-10/30)**	**5 (3/1-3/26)**	**8 (11/10- 12/10)**

Power Play

	G	Att.	Pct.
Overall	**61**	**343**	**17.8 (19th NHL)**
Home	**29**	**179**	**16.2 (22nd NHL)**
Road	**32**	**164**	**19.5 (12th NHL)**

9 SHORT HANDED GOALS ALLOWED (T-20th NHL)

Penalty Kill

	G	Att.	Pct.
Overall	**89**	**405**	**78 (26th NHL)**
Home	**40**	**199**	**79.9 (22nd NHL)**
Road	**49**	**206**	**76.2 (30th NHL)**

4 SHORT HANDED GOALS SCORED (T-26th NHL)

OVERTIME/SHOOTOUT DECISIONS

FOR

Date	Opponent	Goal Scorer	Time	Final Score	W Goaltender	L Goaltender
03/24/09	Columbus	St. Louis	3:04	2-1	Ramo	Mason
03/14/09	Florida	Stamkos	SO	4-3	Ramo	Vokoun
12/26/08	Florida	Malone	SO	4-3	Smith	Anderson
11/1/08	Ottawa	Artyukhin	SO	3-2	Smith	Auld
10/21/08	Atlanta	Lecacavalier	1:41	3-2	Smith	Lehtonen

AGAINST

Date	Opponent	Goal Scorer	Time	Final Score	W Goaltender	L Goaltender
04/03/09	New Jersey	Parise	1:21	4-5	Brodeur	Ramo
03/26/09	Montreal	Koivu	1:45	2-3	Price	Ramo
03/21/09	Atlanta	Kozlov	SO	3-4	Hedberg	Ramo
03/17/09	Toronto	Mitchell	SO	3-4	Joseph	Ramo
03/11/09	Ottawa	Fisher	2:38	2-3	Elliott	Ramo
03/06/09	St. Louis	Boyes	0:27	3-4	Mason	Ramo
02/19/09	New Jersey	Elias	SO	2-3	Weekes	Ramo
02/04/09	Pittsburgh	Malkin	4:44	3-4	Fleury	McKenna
12/30/08	Montreal	Lapierre	SO	1-2	Price	Smith
12/18/08	Colorado	Hejduk	SO	1-2	Raycroft	Smith
12/02/08	Philadelphia	Richards	2:05	3-4	Biron	Smith
11/26/08	NY Rangers	Naslund	SO	2-3	Lundqvist	Smith
11/18/08	Florida	Horton	SO	304	Vokoun	Smith
11/16/08	Carolina	Ruutu	SO	2-3	Ward	Smith
11/05/08	New Jersey	Langenbrunner	SO	3-4	Weekes	Smith
10/18/08	Minnesota	Miettinen	SO	0-1	Backstrom	Smith
10/16/08	NY Islanders	Hunter	0:51	3-4	MacDonald	Kolzig
10/11/08	Carolina	Staal	4:36	3-4	Leighton	Smith

SHUTOUTS

FOR

Date	Opponent	Final Score	Saves	Goaltender
02/07/09	NY Islanders	1-0	28	McKenna
12/23/08	Pittsburgh	2-0	15	Smith

AGAINST

Date	Opponent	Final Score	Saves	Goaltender
03/29/09	Ottawa	0-3	20	Elliot
12/13/08	Ottawa	0-2	33	Gerber
11/12/08	Florida	0-4	31	Anderson
10/25/08	San Jose	0-3	22	Boucher
10/18/08	Minnesota	0-1	32	Backstrom

PENALTY SHOTS

FOR

Date	Opponent	Final Score	Player	Goaltender	Result
02/10/09	Atlanta	1-3	Stamkos	Lehtonen	Unsuccessful
01/30/09	Philadelphia	6-1	St. Louis	Niittymaki	Unsuccessful
01/27/09	Montral	3-5	Recchi	Price	Unsuccessful
01/15/09	Philadelphia	4-1	Lecavalier	Biron	Successful
01/01/09	Washington	4-7	Hall	Johnson	Unsuccessful
12/02/08	Philadelphia	3-4	Malone	Biron	Unsuccessful
11/23/08	New Jersey	3-7	Malone	Clemmensen	Successful

AGAINST

Date	Opponent	Final Score	Player	Goaltender	Result
04/03/09	New Jersey	4-5	Shanahan	Ramo	Successful
12/08/08	Boston	3-5	Axelsson	Smith	Unsuccessful

HAT TRICKS

FOR

Date	Player	Opponent	Final Score	Goaltender
02/17/09	Stamkos	Chicago	L, 3-5	Huet

AGAINST

Date	Player	Opponent	Final Score	Goaltender
11/16/08	Drury	New York Rangers	L, 2-5	Smith
11/23/08	Zubrus	New Jersey	L, 3-7	Kolzig/ Ramo
03/07/09	Staal	Carolina	L, 3-9	McKenna/Ramo

Penalties

GP	Min	Pct
82	1306	15.9 (27th NHL)

Situational Goals

	For	Against
5 on 5	132	148
5 on 4	55	8
5 on 3	5	0
4 on 4	6	13
4 on 3	1	0
3 on 3	0	0
3 on 4	0	2
3 on 5	0	14
4 on 5	4	73
Empty Net	2	10
Pen. Shot	2	1
Totals	207	269

OVERTIME/SHOOTOUT

	HOME	ROAD	TOTAL
Overtime Record - This Season	3-11	2-7	5-18
Overtime Record – Franchise	29-40-53	33-44-59	64-85-112

SHOOTOUT

	HOME	ROAD	TOTAL
Shootout Record – This Season	1-8	2-2	3-10
Shootout Record – Franchise	10-9	11-7	21-16

2008-09 SPECIAL TEAMS SCORING

	Even Strength			Power Play			Short Handed		
	G	A	Pts	G	A	Pts	G	A	Pts
Vincent Lecavalier	18	23	41	10	14	24	1	1	2
Steven Stamkos	14	15	29	9	8	17	0	0	0
Martin St. Louis	21	31	52	7	18	25	2	1	3
Vaclav Prospal	12	18	30	7	8	15	0	0	0
Ryan Malone	19	15	34	7	4	11	0	0	0
Cory Murphy	1	5	6	4	6	10	0	0	0
Gary Roberts	2	1	3	2	2	4	0	0	0
Matt Pettinger	6	7	13	2	0	2	0	0	0
Andrej Meszaros	1	10	11	1	4	5	0	0	0
Jeff Halpern	5	6	11	1	3	4	1	0	1
Evgeny Artyukhin	5	9	14	1	1	2	0	0	0
Adam Hall	4	4	8	1	1	2	0	0	0
Radim Vrbata	2	3	5	1	0	1	0	0	0
Paul Szczechura	3	4	7	1	0	1	0	1	1
Janne Niskala	0	2	2	1	0	1	0	0	0
Paul Ranger	2	6	8	0	5	5	0	0	0
Matt Lashoff	0	4	4	0	4	4	0	0	0
Lukas Krajicek	2	14	16	0	2	2	0	1	1
Jamie Heward	0	0	0	0	2	2	0	0	0
Kevin Quick	0	0	0	0	1	1	0	0	0
Martins Karsums	1	4	5	0	1	1	0	0	0
Steve Downie	3	3	6	0	0	0	0	0	0
Vladimir Mihalik	0	3	3	0	0	0	0	0	0
Radek Smolenak	0	1	1	0	0	0	0	0	0
Mike Lundin	0	2	2	0	0	0	0	0	0
Ty Wishart	0	1	1	0	0	0	0	0	0
Matt Smaby	0	4	4	0	0	0	0	0	0
Marek Malik	0	5	5	0	0	0	0	0	0
Jason Ward	0	0	0	0	0	0	0	0	0
Josef Melichar	0	9	9	0	0	0	0	0	0
David Koci	1	1	2	0	0	0	0	0	0
Noah Welch	1	1	2	0	0	0	0	0	0
Richard Petiot	0	3	3	0	0	0	0	0	0
Brandon Bochenski	0	1	1	0	0	0	0	0	0
Brandon Segal	0	0	0	0	0	0	0	0	0
Zenon Konopka	0	1	1	0	0	0	0	0	0
Ryan Craig	2	4	6	0	0	0	0	0	0
Geoff Kinrade	0	0	0	0	0	0	0	0	0
2008-09 Man-Games Lost:									351

Games Missed By Date

Player	Date(s)	Injury	Games Missed
Ryan Craig	4/4-4/11	Upper Body	4
Josef Melichar	4/4-4/10	Lower Body	3
Vincent Lecavalier	4/3-4/11	Wrist Surgery	5
Richard Petiot	4/3-4/11	Upper Body	5
Cory Murphy	3/19-4/11	Lower Body	12
Marek Malik	3/3-4/11	Lower Body	19
Paul Ranger	2/10-4/11	Upper Body	29
Andrej Meszaros	2/7-4/11	Upper Body	30
Mike Smith	2/3-4/11	Post Concussion Syndrome	32
Paul Szczechura	3/24-3/28	Lower Body	3
Matt Smaby	3/28-3/29	Lower Body	1
Olaf Kolzig	1/29-3/3	Biceps Tendon	17
Jamie Heward	1/3-3/3	Concussion	27
Lukas Krajicek	2/20-3/1	Lower Body	4
Marek Malik	1/17-1/20	Lower Body	3
Paul Szczechura	1/15-2/12	Lower Body	12
Marek Malik	1/17-2/7	Lower Body	9
Gary Roberts	12/2-2/3	Lower Body	28
Matt Smaby	1/19-1/27	Lower Body	3
Paul Ranger	1/13-1/21	Upper Body	5
Matt Smaby	1/12-1/15	Lower Body	3
Olaf Kolzig	12/23-1/15	Upper Body	12
Steve Eminger	1/12-1/13	Upper Body	2
Paul Ranger	1/1-1/4	Upper Body	3
David Koci	11/28-1/9	Upper Body	19
Lukas Krajicek	1/1-1/3	Upper Body	2
Jussi Jokinen	1/3	Lower Body	1
Lukas Krajicek	12/27	Upper Body	1
Olaf Kolzig	12/18	Upper Body	1
Ryan Malone	12/6-12/13	Upper Body	5
Adam Hall	12/10-12/11	Upper Body	2
Matt Pettinger	11/26-12/11	Lower Body	9
Chris Gratton	11/21-12/8	Lower Body	9
Marek Malik	11/28-11/29	Lower Body	2
Gary Roberts	11/21-11/28	Upper Body	4
Mike Smith	11/21-11/25	Lower Body	1
Lukas Krajicek	11/21-11/25	Lower Body	1
Ryan Malone	11/12-11/18	Lower Body	5
Evgeny Artyukhin	11/8-11/10	Lower Body	2
Radim Vrbata	10/25-11/6	Lower Body	5
Ryan Craig	10/8-10/30	Lower Body	8
Jason Ward	10/2-10/10	Lower Body	3
2008-09 Total Man-Games Lost:			351

Games Missed by Player

Player	Date(s)	Injury	Games Missed
Evgeny Artyukhin	11/8-11/10	Lower Body	2
		Total	2
Ryan Craig	4/4-4/11	Upper Body	4
	10/8-10/30	Lower Body	8
		Total	12
Steve Eminger	1/12-1/13	Upper Body	2
		Total	2
Chris Gratton	11/21-12/8	Lower Body	9
		Total	9
Adam Hall	12/10-12/11	Upper Body	2
		Total	2
Jamie Heward	1/3-3/3	Concussion	27
		Total	27
Jussi Jokinen	1/3	Lower Body	1
		Total	1
David Koci	11/28-1/9	Upper Body	19
		Total	19
Olaf Kolzig	1/29-3/3	Biceps Tendon	17
	12/23-1/15	Upper Body	12
	12/18	Upper Body	1
		Total	30
Lukas Krajicek	2/20-3/1	Lower Body	4
	1/1-1/3	Upper Body	2
	12/27	Upper Body	1
	11/21-11/25	Lower Body	1
		Total	8
Vincent Lecavalier	4/3-4/11	Wrist Surgery	5
		Total	5
Marek Malik	3/3-4/11	Lower Body	19
	1/17-1/20	Lower Body	3
	1/17-2/7	Lower Body	9
	11/28-11/29	Lower Body	2
		Total	33
Ryan Malone	12/6-12/13	Upper Body	5
	11/12-11/18	Lower Body	5
		Total	10
Josef Melichar	4/4-4/10	Lower Body	3
		Total	3
Andrej Meszaros	2/7-4/11	Shoulder Surgery	30
		Total	30
Cory Murphy	3/19-4/11	Lower Body	12
		Total	12
Richard Petiot	4/3-4/11	Upper Body	5
		Total	
Matt Pettinger	11/26-12/11	Lower Body	9
		Total	9
Paul Ranger	2/10-4/11	Shoulder Surgery	29
	1/13-1/21	Upper Body	5
	1/1-1/4	Upper Body	3
		Total	37
Gary Roberts	12/2-2/3	Lower Body	28
	11/21-11/28	Upper Body	4
		Total	32
Matt Smaby	1/19-1/27	Lower Body	3
	1/12-1/15	Lower Body	3
	3/28-3/29	Lower Body	1
		Total	7
Mike Smith	2/3-4/11	Post Concussion Syndrome	32
	11/21-11/25	Lower Body	1
		Total	33
Paul Szczechura	3/24-3/28	Lower Body	3
	1/15-2/12	Lower Body	12
		Total	15
Radim Vrbata	10/25-11/6	Lower Body	5
		Total	5
Jason Ward	10/2-10/10	Lower Body	3
		Total	3

Games Missed to Injuries: 351

(Artyukhin 2, Craig 12, Eminger 2, Gratton 9, Hall 2, Heward 27, Jokinen 1, Koci 19, Kolzig 30, Krajicek 8, Lecavalier 5, Malik 33, Malone 10, Melichar 3, Meszaros 30, Murphy 12, Petiot 5, Pettinger 9, Ranger 37, Roberts 32, Smaby 7, Smith 33, Szczechura 15, Vrbata 5, Ward 3)

HISTORY & RECORDS

1992–2009

SEASON RECORDS

OVERALL

Season	GP	W	L	T	OTL	PTS	PCT	GF	GA	Finish, Playoff Result
2008-09	82	24	40	-	18	66	.402	207	269	5th, Southeast, Out of Playoffs
2007-08	82	31	42	-	9	71	.433	221	266	5th, Southeast, Out of Playoffs
2006-07	82	44	33	-	5	93	.567	243	259	2nd, Southeast, Conf. Quarterfinals
2005-06	82	43	33	-	6	92	.561	246	256	2nd, Southeast, Conf. Quarterfinals
2004-05							Did Not Play			
2003-04	82	46	22	8	6	106	.646	245	192	1st, Southeast, Won Stanley Cup
2002-03	82	36	25	16	5	93	.567	219	210	1st, Southeast, Conf. Semifinals
2001-02	82	27	40	11	4	69	.421	178	219	3rd, Southeast, Out of Playoffs
2000-01	82	24	47	6	5	59	.360	201	280	5th, Southeast, Out of Playoffs
1999-00	82	19	47	9	7	54	.329	204	310	4th, Southeast, Out of Playoffs
1998-99	82	19	54	9	-	47	.287	179	292	4th, Southeast, Out of Playoffs
1997-98	82	17	55	10	-	44	.268	151	269	7th, Atlantic, Out of Playoffs
1996-97	82	32	40	10	-	74	.451	217	247	6th, Atlantic, Out of Playoffs
1995-96	82	38	32	12	-	88	.537	238	248	5th, Atlantic, Conf Quarterfinals
1994-95	48	17	28	3	-	37	.385	120	144	6th, Atlantic, Out of Playoffs
1993-94	84	30	43	11	-	71	.423	224	251	7th, Atlantic, Out of Playoffs
1992-93	84	23	54	7	-	53	.315	245	332	6th, Norris, Out of Playoffs
Totals	1282	470	535	112	65	1117	.436	3338	4044	

HOME

Season	GP	W	L	T	OTL	PTS	PCT
2008-09	41	12	18	-	11	35	.427
2007-08	41	20	18	-	3	43	.524
2006-07	41	22	18	-	1	45	.549
2005-06	41	25	14	-	2	52	.634
2004-05	Did Not Play						
2003-04	41	24	10	4	3	55	.671
2002-03	41	22	9	7	3	54	.659
2001-02	41	16	17	5	3	40	.488
2000-01	41	17	19	3	2	39	.476
1999-00	41	13	20	4	4	34	.415
1998-99	41	12	25	4	-	28	.341
1997-98	41	11	23	7	-	29	.354
1996-97	41	15	18	8	-	38	.463
1995-96	41	22	14	5	-	49	.598
1994-95	24	10	14	0	-	20	.417
1993-94	42	14	22	6	-	34	.405
1992-93	42	12	27	3	-	27	.321
Totals	641	267	286	56	32	622	.485

AWAY

Season	GP	W	L	T	OTL	PTS	PCT
2008-09	41	12	22	-	7	31	.378
2007-08	41	11	24	-	6	28	.341
2006-07	41	22	15	-	4	48	.585
2005-06	41	18	19	-	4	40	.488
2004-05	Did Not Play						
2003-04	41	22	12	4	3	51	.622
2002-03	41	14	16	9	2	39	.476
2001-02	41	11	23	6	1	29	.354
2000-01	41	7	28	3	3	20	.244
1999-00	41	6	27	5	3	20	.244
1998-99	41	7	29	5	-	19	.232
1997-98	41	6	32	3	-	15	.183
1996-97	41	17	22	2	-	36	.439
1995-96	41	16	18	7	-	39	.476
1994-95	24	7	14	3	-	17	.354
1993-94	42	16	21	5	-	37	.440
1992-93	42	11	27	4	-	26	.310
Totals	641	203	349	56	33	495	.386

AGAINST EASTERN CONFERENCE

Season	GP	W	L	T	OTL	PTS	PCT
2008-09	64	18	31	-	15	51	.398
2007-08	72	27	36	-	9	63	.438
2006-07	72	39	29	-	4	82	.569
2005-06	72	36	30	-	6	78	.542
2004-05	Did Not Play						
2003-04	64	38	19	5	2	83	.648
2002-03	60	26	18	12	4	68	.567
2001-02	60	15	33	9	3	42	.350
2000-01	60	19	32	5	4	47	.392
1999-00	59	14	35	5	5	38	.322
1998-99	57	12	37	8	-	32	.281
1997-98	56	10	38	8	-	28	.250
1996-97	56	20	29	7	-	47	.420
1995-96	56	25	23	8	-	58	.518
1994-95	48	17	28	3	-	37	.385
1993-94	58	20	29	9	-	49	.422
1992-93	26	7	16	3	-	17	.327
Totals	940	343	463	82	52	820	.436

AGAINST WESTERN CONFERENCE

Season	GP	W	L	T	OTL	PTS	PCT
2008-09	18	6	9	-	3	15	.417
2007-08	10	4	6	-	0	8	.400
2006-07	10	5	4	-	1	11	.550
2005-06	10	7	3	-	0	14	.700
2004-05	Did Not Play						
2003-04	18	8	3	3	4	23	.639
2002-03	22	10	7	4	1	25	.568
2001-02	22	12	7	2	1	27	.614
2000-01	22	5	15	1	1	12	.273
1999-00	23	5	12	4	2	16	.348
1998-99	25	7	17	1	-	15	.300
1997-98	26	7	17	2	-	16	.308
1996-97	26	12	11	3	-	27	.519
1995-96	26	13	9	4	-	30	.577
1994-95	-	-	-	-	-	-	-
1993-94	26	10	14	2	-	22	.423
1992-93	58	16	38	4	-	36	.310
Totals	342	127	172	30	13	297	.434

AGAINST OWN DIVISION

Season	GP	W	L	T	OTL	PTS	PCT
2008-09	24	5	15	-	4	14	.292
2007-08	32	12	17	-	3	27	.422
2006-07	32	19	11	-	2	40	.625
2005-06	32	16	11	-	5	37	.578
2004-05	Did Not Play						
2003-04	24	13	8	3	0	29	.604
2002-03	20	10	4	5	1	26	.650
2001-02	20	7	10	3	0	17	.425
2000-01	20	9	8	0	3	21	.525
1999-00	20	2	15	3	0	7	.175
1998-99	15	2	10	3	-	7	.233
1997-98	32	7	21	4	-	18	.281
1996-97	32	14	13	5	-	33	.516
1995-96	32	13	13	6	-	32	.500
1994-95	24	7	14	3	-	17	.354
1993-94	30	5	20	5	-	15	.250
1992-93	37	7	26	4	-	18	.243
Totals	426	148	216	44	18	358	.420

AGAINST OTHER DIVISIONS

Season	GP	W	L	T	OTL	PTS	PCT
2008-09	40	13	16	-	11	37	.463
2007-08	50	19	25	-	6	44	.440
2006-07	50	25	22	-	3	53	.530
2005-06	50	27	22	-	1	55	.550
2004-05	Did Not Play						
2003-04	58	33	14	5	6	77	.663
2002-03	62	26	21	11	4	67	.540
2001-02	62	20	30	8	4	52	.419
2000-01	62	15	39	6	2	38	.306
1999-00	62	17	32	6	7	47	.379
1998-99	67	17	44	6	-	40	.299
1997-98	50	10	34	6	-	26	.260
1996-97	50	18	27	5	-	41	.410
1995-96	50	25	19	6	-	56	.560
1994-95	24	10	14	0	-	20	.417
1993-94	54	25	23	6	-	56	.519
1992-93	47	16	28	3	-	35	.372
Totals	838	316	410	68	44	744	.444

RECORD BY MONTH

Season	OCT	NOV	DEC	JAN	FEB	MAR	APR	MAY
2008-09	3-3-3	3-7-4	4-6-3	7-7-0	3-7-2	4-6-5	0-4-1	-
2007-08	5-5-1	5-8-1	5-8-1	6-5-2	5-5-2	5-8-2	0-3-0	-
2006-07	5-6-0	8-5-2	5-8-0	9-4-0	9-2-2	7-7-0	1-1-1	-
2005-06	7-3-2	7-7-1	5-7-0	9-4-1	4-2-0	7-6-1	4-4-1	-
2004-05	Did Not Play							
2003-04	6-0-1-0	5-4-3-1	4-9-2-0	11-3-0-2	9-1-1-2	10-4-1-1	1-1-0-0	-
2002-03	7-1-2-0	5-6-1-1	5-6-2-2	5-6-2-1	5-3-3-1	8-1-6-0	1-2-0-0	-
2001-02	4-6-1-0	6-6-0-1	5-6-2-1	4-9-2-0	1-3-1-1	5-5-4-1	2-5-1-0	-
2000-01	2-6-1-1	6-5-1-1	4-7-3-0	2-12-0-1	2-8-1-0	8-6-0-1	0-3-0-1	-
1999-00	3-5-1-1	5-6-1-1	2-6-3-1	2-10-1-1	3-6-1-2	3-10-1-1	1-4-1-0	-
1998-99	4-6-1	2-8-1	3-10-1	2-9-1	2-8-1	4-9-1	2-4-3	-
1997-98	2-9-2	2-8-2	5-6-3	0-12-1	3-3-1	5-8-0	0-9-1	-
1996-97	5-4-1	2-10-1	5-5-3	6-5-1	6-6-1	5-8-1	3-2-2	-
1995-96	2-4-4	7-6-1	7-5-1	5-5-1	7-5-1	6-4-4	4-3-0	-
1994-95	-	-	-	3-3-0	5-6-2	5-8-0	4-10-1	0-1-0
1993-94	3-8-1	3-8-1	6-6-2	7-4-2	4-7-2	3-7-3	4-3-0	-
1992-93	4-7-1	6-8-1	4-8-0	3-10-1	2-7-2	3-9-0	1-5-2	-
Totals	62-73-16-8	72-102-13-13	69-103-22-8	81-108-12-6	70-79-17-12	88-106-21-12	28-63-11-4	0-1-0-0

RECORD BY DAY

Season	MON	TUE	WED	THU	FRI	SAT	SUN
2008-09	2-2-0	5-8-4	1-2-4	5-8-4	3-5-2	5-12-3	3-3-1
2007-08	0-4-1	8-4-1	3-8-1	9-12-1	3-1-1	8-12-4	0-1-0
2006-07	2-3-0	8-9-1	3-2-0	14-2-1	3-7-0	10-7-3	4-3-0
2005-06	6-4-1	5-8-2	4-2-0	9-5-1	5-6-1	11-6-0	3-2-1
2004-05	Did Not Play						
2003-04	3-1-1-2	5-9-2-0	3-0-1-1	14-3-1-2	5-2-1-1	14-6-0-0	2-1-2-0
2002-03	6-1-2-0	4-7-0-1	4-1-4-0	5-3-2-2	8-4-2-0	7-5-5-2	2-4-1-0
2001-02	3-3-3-0	2-6-4-1	4-7-0-0	5-6-0-0	3-7-2-0	5-8-0-2	5-3-2-1
2000-01	0-3-1-0	5-5-0-2	3-7-0-0	4-9-1-1	4-5-2-0	5-7-2-2	3-11-0-0
1999-00	2-3-1-0	2-8-2-1	1-5-2-1	4-7-0-2	3-6-1-0	6-11-3-1	1-7-0-2
1998-99	1-5-2	2-9-1	2-10-0	4-4-0	6-12-2	2-10-2	2-4-2
1997-98	3-7-1	0-4-1	7-14-2	1-6-1	1-8-1	5-12-3	0-4-1
1996-97	4-3-1	9-0-3	1-8-0	4-9-2	3-4-1	8-13-3	3-3-0
1995-96	5-2-1	3-4-1	10-2-3	4-3-3	7-4-0	6-10-2	3-7-2
1994-95	1-3-0	4-2-1	1-4-0	3-3-1	3-5-0	3-6-0	2-5-1
1993-94	3-3-0	4-5-1	6-9-2	6-6-0	2-3-0	7-11-2	2-6-6
1992-93	2-5-0	7-7-1	5-6-0	1-12-0	1-7-1	6-13-1	1-4-4
Totals	43-52-13-4	73-95-17-13	58-87-14-7	92-98-11-14	60-86-13-5	108-149-23-17	36-67-21-5

SPECIAL TEAMS

POWER PLAY OVERALL

Year	Games	G	Att	PCT	Rank
2008-09	82	61	343	17.8	19th
2007-08	82	57	296	19.3	5th
2006-07	82	69	374	18.4	9th
2005-06	82	81	485	16.7	23rd
2004-05	Did Not Play				
2003-04	82	55	339	16.2	16th
2002-03	82	70	391	17.9	10th
2001-02	82	46	312	14.7	T-19th
2000-01	82	53	424	12.5	29th
1999-00	82	51	365	14.0	24th
1998-99	82	43	310	13.9	20th
1997-98	82	33	353	9.3	26th
1996-97	82	47	340	13.8	24th
1995-96	82	83	400	20.8	4th
1994-95	48	25	177	14.1	22nd
1993-94	84	57	388	14.7	24th
1992-93	84	74	424	17.5	20th

POWER PLAY HOME

Year	Games	G	Att	PCT	Rank
2008-09	41	29	179	16.2	T-22nd
2007-08	41	35	163	21.5	4th
2006-07	41	34	186	18.3	T-16th
2005-06	41	39	238	16.4	T-23rd
2004-05	Did Not Play				
2003-04	41	29	182	15.9	23rd
2002-03	41	40	218	18.3	T-9th
2001-02	41	27	170	15.9	T-18th
2000-01	41	30	214	14.0	25th
1999-00	41	30	189	15.9	T-17th
1998-99	41	24	160	15.0	18th
1997-98	41	19	182	10.4	25th
1996-97	41	28	186	15.1	17th
1995-96	41	50	213	23.5	5th
1994-95	24	11	94	11.7	26th
1993-94	42	28	209	13.4	26th
1992-93	42	38	240	15.8	22nd

POWER PLAY AWAY

Year	Games	G	Att	PCT	Rank
2008-09	41	32	164	19.5	12th
2007-08	41	22	133	16.5	T-22nd
2006-07	41	35	188	18.6	9th
2005-06	41	42	247	17.0	13th
2004-05	Did Not Play				
2003-04	41	26	157	16.5	10th
2002-03	41	30	173	17.3	12th
2001-02	41	19	142	13.4	22nd
2000-01	41	23	210	11.0	T-27th
1999-00	41	21	176	11.9	26th
1998-99	41	19	150	12.7	20th
1997-98	41	14	171	8.2	25th
1996-97	41	19	154	12.3	23rd
1995-96	41	33	187	17.6	9th
1994-95	24	14	83	16.9	11th
1993-94	42	29	179	16.2	15th
1992-93	42	36	184	19.6	11th

PENALTY KILLING OVERALL

Year	Games	G	Att	PCT	Rank
2008-09	82	89	405	78.0	26th
2007-08	82	56	312	82.1	T-17th
2006-07	82	66	305	78.4	T-28th
2005-06	82	72	390	81.5	20th
2004-05	Did Not Play				
2003-04	82	42	278	84.8	10th
2002-03	82	55	316	82.6	T-19th
2001-02	82	40	273	85.3	13th
2000-01	82	72	422	82.9	17th
1999-00	82	77	399	80.7	22nd
1998-99	82	68	387	82.4	20th
1997-98	82	72	410	82.4	23rd

1996-97	82	55	361	84.8	8th
1995-96	82	68	439	84.5	5th
1994-95	48	32	205	84.4	7th
1993-94	84	58	335	82.7	6th
1992-93	84	101	395	74.4	24th

PENALTY KILLING HOME

Year	Games	G	Att	PCT	Rank
2008-09	41	40	199	79.9	22nd
2007-08	41	28	156	82.1	19th
2006-07	41	27	137	80.3	T-24th
2005-06	41	32	193	83.4	16th
2004-05	Did Not Play				
2003-04	41	22	146	84.9	17th
2002-03	41	25	153	83.7	16th
2001-02	41	20	131	84.7	T-16th
2000-01	41	30	205	85.4	T-12th
1999-00	41	45	204	77.9	28th
1998-99	41	29	183	84.2	20th
1997-98	41	43	212	79.7	25th
1996-97	41	23	188	87.8	2nd
1995-96	41	35	217	83.9	12th
1994-95	24	14	109	87.2	3rd
1993-94	42	28	159	82.4	12th
1992-93	42	42	184	77.2	22nd

PENALTY KILLING AWAY

Year	Games	G	Att	PCT	Rank
2008-09	41	49	206	76.2	30th
2007-08	41	28	156	82.1	16th
2006-07	41	39	168	76.8	27th
2005-06	41	40	197	79.7	24th
2004-05	Did Not Play				
2003-04	41	20	132	84.8	7th
2002-03	41	30	163	81.6	23rd
2001-02	41	20	142	85.9	7th
2000-01	41	42	217	80.6	23rd
1999-00	41	32	195	83.6	15th
1998-99	41	39	204	80.9	22nd
1997-98	41	29	198	85.4	11th
1996-97	41	32	173	81.5	18th
1995-96	41	33	222	85.1	2nd
1994-95	24	18	96	81.3	14th
1993-94	42	30	176	83.0	5th
1992-93	42	59	211	72.0	24th

SHORT-HANDED GOALS

Year	Games	For	Against
2008-09	82	4	9
2007-08	82	7	7
2006-07	82	14	11
2005-06	82	11	11
2004-05	Did Not Play		
2003-04	82	15	4
2002-03	82	6	4
2001-02	82	6	9
2000-01	82	9	11
1999-00	82	9	7
1998-99	82	11	10
1997-98	82	11	16
1996-97	82	13	9
1995-96	82	6	13
1994-95	48	6	5
1993-94	84	7	20
1992-93	84	8	12

PENALTY MINUTES

Year	Games	Minutes	Average
2008-09	82	1306	15.9
2007-08	82	1040	12.7
2006-07	82	891	10.9
2005-06	82	959	11.7
2004-05	Did Not Play		
2003-04	82	951	12.0
2002-03	82	1079	13.2
2001-02	82	1072	13.1
2000-01	82	1404	17.1
1999-00	82	1733	21.1
1998-99	82	1316	16.0
1997-98	82	1823	22.2
1996-97	82	1686	20.6
1995-96	82	1628	19.9
1994-95	48	1040	21.7
1993-94	84	1579	18.8
1992-93	84	1625	19.3

SEASON LEADERS

Season	Goals		Assists		Points		PIM		Shots	
2008-09	St. Louis	30	St. Louis	50	St. Louis	80	Artyukhin	151	Lecavalier	291
2007-08	Lecavalier	40	St. Louis	58	Lecavalier	92	O'Brien	154	Lecavalier	318
2006-07	Lecavalier	52	St. Louis	59	Lecavalier	108	Roy	116	Lecavalier	339
2005-06	Lecavalier	35	Richards	68	Richards	91	Kubina	96	Lecavalier	309
2004-05					Did Not Play					
2003-04	St. Louis	38	St. Louis	56	St. Louis	94	Dingman	140	Richards	244
2002-03	Lecavalier	33	Richards	57	Prospal	79	Roy	119	Richards	277
	St. Louis	33	Prospal	57						
2001-02	Andreychuk	21	Richards	42	Richards	62	Andreychuk	109	Richards	251
2000-01	Modin	32	Richards	41	Richards	62	Sarich	106	Modin	217
1999-00	Lecavalier	25	Lecavalier	42	Lecavalier	67	Svoboda	170	Lecavalier	166
1998-99	D. Tucker	21	Gratton	26	D. Tucker	43	D. Tucker	176	Gratton	181
1997-98	Renberg	16	Ysebaert	27	Ysebaert	40	Ciccone	175	Selivanov	206
	Selivanov	16								
1996-97	Ciccarelli	35	Cullen	37	Gratton	62	Gratton	201	Hamrlik	238
1995-96	Selivanov	31	Bradley	56	Bradley	79	Petit	135	Hamrlik	281
1994-95	Bradley	13	Bradley	27	Bradley	40	Ciccone	225	Hamrlik	134
	Klima	13								
1993-94	Klima	28	Bradley	40	Bradley	64	Ciccone	226	Savard	181
1992-93	Bradley	42	Bradley	44	Bradley	86	Hartman	154	Bradley	205

Season	GWG		PPG		SHG		GAA		Wins	
2008-09	Lecavalier	6	Lecavalier	10	St. Louis	2	Smith	2.62	Smith	14
2007-08	Lecavalier	7	Lecavalier	10	St. Louis	2	Smith	2.59	Smith	15
			St. Louis	10						
2006-07	Lecavalier	7	Lecavalier	16	Lecavalier	5	Holmqvist	2.85	Holmqvist	27
	St. Louis	7			St. Louis	5				
2005-06	St. Louis	7	Lecavalier	13	Richards	4	Burke	2.80	Grahame	29
	Lecavalier	7								
2004-05	Did Not Play									
2003-04	St. Louis	7	Stillman	11	St. Louis	8	Grahame	2.06	Khabibulin	28
2002-03	Fedotenko	6	Andreychuk	15	St. Louis	3	Khabibulin	2.47	Khabibulin	30

2001-02	Andreychuk	5	Andreychuk	9	Kubina	2	Khabibulin	2.36	Khabibulin	24
2000-01	Modin	4	Modin	8	St. Louis	3	Weekes	3.14	Weekes	20
	St. Louis	4								
1999-00	Modin	5	Lecavalier	6	Drulia	2	Cloutier	3.49	Cloutier	9
			Kubina	6	Holzinger	2				
			M. Johnson	6						
1998-99	Forbes	4	D. Tucker	8	Richer	2	Bierk	2.03	Schwab	8
					Sillinger	2				
1997-98	Zamuner	4	Renberg	6	Renberg	3	Puppa	2.72	Fitzpatrick	7
			Zamuner	3						
1996-97	Ciccarelli	6	Ciccarelli	12	Zamuner	4	Puppa	2.58	Tabaracci	22
1995-96	Bradley	5	Bellows	13	Zamuner	3	Puppa	2.46	Puppa	29
	Selivanov	5	Selivanov	13						
1994-95	Klima	3	Hamrlik	7	Zamuner	3	Puppa	2.68	Puppa	14
	Selivanov	3								
1993-94	J. Tucker	6	Klima	10	seven with	1	Young	2.50	Puppa	22
1992-93	Bradley	6	Bradley	16	Andersson	2	Bergeron	3.66	Bergeron	8
					Bureau	2	Young	3.66	Jablonski	8

* To be considered a season leader, player must finish the season with the Lightning.

ALL-TIME SCORING

Player	TP
Vincent Lecavalier	669
Martin St. Louis	565
Brad Richards	489
Vaclav Prospal	371
Brian Bradley	300
Fredrik Modin	286
Chris Gratton	259
Dan Boyle	253
Pavel Kubina	209
Rob Zamuner	200
Roman Hamrlik	185
Alex Selivanov	155
Ruslan Fedotenko	144
Peter Klima	133
John Tucker	131
Dave Andreychuk	129
Mikael Andersson	123
Paul Ysebaert	108
John Cullen	105
Darcy Tucker	91
Paul Ranger	90
Shawn Chambers	87
Cory Sarich	85
Cory Stillman	80
Dino Ciccarelli	77
Ben Clymer	76
Danton Cole	76
Filip Kuba	68
Shawn Burr	65
Stephane J.J. Richer	65
Ryan Craig	63
Denis Savard	63
Tim Taylor	61
Daymond Langkow	61
Marc Bureau	60
Mike Johnson	60
Adam Creighton	59
Cory Cross	58
Rob DiMaio	56
Bill Houlder	56

ALL-TIME GOALTENDING

Player	Years	GP	MIN	GAA	W	L	OTL	SO	GA	SA	SPCT
Riku Helenius	2008-09	1	7	0.00	0	0	0	0	0	2	1.000
Nikolai Khabibulin	2000-01/03-04	192	11080	2.39	83	74	28	14	442	5157	.914
John Grahame	2002-03/05-06	103	5754	2.64	53	36	5	8	253	2538	.900
Mike Smith	2007-08/08-09	54	3244	2.66	17	28	9	3	144	1620	.911
Daren Puppa	1993-94/99-00	206	11576	2.68	77	91	26	12	518	5477	.905
Rick Tabaracci	1996-97	55	3012	2.75	20	25	6	4	138	1415	.902
Sean Burke	2005-06	35	1713	2.80	14	10	0	2	80	764	.895
Johan Holmqvist	2006-07/07-08	93	5017	2.93	47	31	9	3	245	2263	.892
Evgeny Konstantinov	2000-01/02-03	2	20	3.00	0	0	0	0	1	6	.833
Kevin Weekes	2000-01/01-02	80	4207	3.09	23	42	3	6	217	2252	.904
Mark Fitzpatrick	1997-98	34	1938	3.16	7	24	1	1	102	975	.895
Corey Schwab	1996-97/98-99	87	4429	3.25	21	46	5	3	240	2241	.893
Kevin Hodson	1998-00/02-03	36	1290	3.25	4	11	6	0	70	546	.872
Jeff Reese	1995-96	19	994	3.26	7	7	1	0	54	464	.884
Marc Denis	2006-07/07-08	54	2768	3.32	18	23	2	1	153	1267	.879
Karri Ramo	2006-07/08-09	48	2650	3.35	11	21	10	0	148	1411	.895
Wendell Young	1992-93/93-94	40	2071	3.39	9	22	3	1	117	969	.879
Dan Cloutier	1999-00/00-01	76	3497	3.50	12	43	6	1	204	1799	.887
Mike McKenna	2008-09	15	776	3.56	7	8	1	1	46	406	.887
J.C. Bergeron	1992-93/95-96	53	2775	3.65	14	26	5	1	169	1267	.867
Derek Wilkinson	1995-96/98-99	22	933	3.66	3	12	3	0	57	454	.874
Olaf Kolzig	2008-09	8	410	3.66	2	4	1	0	25	245	.898
Rich Parent	1999-00	14	698	3.70	2	7	1	0	43	353	.878
Zac Bierk	1997-98/99-00	26	1001	3.78	5	9	2	0	63	539	.883
Dieter Kochan	1999-00/01-02	20	789	3.88	1	10	1	0	51	378	.865
Bill Ranford	1998-99	32	1568	3.90	3	18	3	1	102	858	.881
Pat Jablonski	1992-93/93-94	58	3102	3.94	13	30	7	1	204	1568	.870
Wade Flaherty	2000-01	2	118	4.06	0	2	0	0	8	55	.854
David Littman	1992-93	1	45	9.33	0	1	0	0	7	21	.667

ALL-TIME LEADERS

GAMES PLAYED

Rank	Player	GP
1.	Vincent Lecavalier	787
2.	Martin St. Louis	621
3.	Brad Richards	552
4.	Pavel Kubina	531
5.	Cory Sarich	490
6.	Chris Gratton	482
7.	Rob Zamuner	475
8.	Vaclav Prospal	467
9.	Fredrik Modin	445
10.	Mikael Andersson	435

GOALS

Rank	Player	G
1.	Vincent Lecavalier	302
2.	Martin St. Louis	234
3.	Brad Richards	150
4.	Fredrik Modin	145
5.	Vaclav Prospal	127
6.	Brian Bradley	111
7.	Chris Gratton	98
8.	Rob Zamuner	84
9.	Alex Selivanov	78
10.	Ruslan Fedotenko	74

ASSISTS

Rank	Player	A
1.	Vincent Lecavalier	367
2.	Brad Richards	339
3.	Martin St. Louis	331
4.	Vaclav Prospal	244
5.	Brian Bradley	189
6.	Dan Boyle	187
7.	Chris Gratton	161
8.	Pavel Kubina	144
9.	Fredrik Modin	141
10.	Roman Hamrlik	133

PENALTY MINUTES

Rank	Player	PIM
1.	Chris Gratton	828
2.	Pavel Kubina	663
3.	Enrico Ciccone	604
4.	Vincent Lecavalier	561
5.	Cory Sarich	554
6.	Andre Roy	496
7.	Roman Hamrlik	474
8.	Rudy Poeschek	418
9.	Jason Wiemer	391
10.	Cory Cross	377

POWER-PLAY GOALS

Rank	Player	PPG
1.	Vincent Lecavalier	85
2.	Martin St. Louis	69
3.	Brad Richards	49
4.	Vaclav Prospal	45
5.	Dave Andreychuk	38
6.	Brian Bradley	37
7.	Pavel Kubina	32
8.	Fredrik Modin	32
9.	Dan Boyle	31

GAME-WINNING GOALS

Rank	Player	GWG
1.	Vincent Lecavalier	47
2.	Martin St. Louis	40
3.	Fredrik Modin	19
4.	Brad Richards	18
5.	Vaclav Prospal	16
	Ruslan Fedotenko	16
	Brian Bradley	16

SHORT-HANDED GOALS

Rank	Player	SHG
1.	Martin St. Louis	27
2.	Rob Zamuner	14
3.	Vincent Lecavalier	13
4.	Mikael Andersson	7
	Brad Richards	7
6.	Pavel Kubina	5
	Mike Sillinger	5

GOALTENDING

GAMES PLAYED

Rank	Player	GP
1.	Daren Puppa	206
2.	Nikolai Khabibulin	192
3.	John Grahame	103
4.	Johan Holmqvist	93
5.	Corey Schwab	87
6.	Kevin Weekes	80

MINUTES

Rank	Player	MIN
1.	Daren Puppa	11576
2.	Nikolai Khabibulin	11080
3.	John Grahame	5754
4.	Johan Holmqvist	5017
5.	Corey Schwab	4429
6.	Kevin Weekes	4207

GOAL-AGAINST AVERAGE
(Minimum 50 Games)

Rank	Player	GAA
1.	Nikolai Khabibulin	2.39
2.	John Grahame	2.64
3.	Mike Smith	2.66
4.	Daren Puppa	2.68
5.	Rick Tabaracci	2.75

WINS

Rank	Player	W
1.	Nikolai Khabibulin	83
2.	Daren Puppa	77
3.	John Grahame	53
4.	Johan Holmqvist	47
5.	Kevin Weekes	23

TIES

Rank	Player	T
1.	Nikolai Khabibulin	28
2.	Daren Puppa	26
3.	Pat Jablonski	7
4.	Rick Tabaracci	6
5.	Kevin Hodson	6
6.	Dan Cloutier	6

SHUTOUTS

Rank	Player	SO
1.	Nikolai Khabibulin	14
2.	Daren Puppa	12
3.	John Grahame	8
4.	Kevin Weekes	6
5.	Rick Tabaracci	4

SAVES

Rank	Player	SV
1.	Daren Puppa	4978
2.	Nikolai Khabibulin	4715
3.	John Grahame	2285
4.	Kevin Weekes	2035
5.	Johan Holmqvist	2018

SINGLE-SEASON LEADERS

GAMES PLAYED

Rank	Player	GP
1.	Chris Gratton (1993-94)	84
2.	Rob Zamuner (1992-93)	84
3.	Adam Creighton (1992-93)	83

POINTS

Rank	Player	TP
1.	Vincent Lecavalier (2006-07)	108
2.	Martin St. Louis (2006-07)	102
3.	Martin St. Louis (2003-04)	94
4.	Vincent Lecavalier (2007-08)	92
5.	Brad Richards (2005-06)	91
6.	Brian Bradley (1992-93)	86
7.	Martin St. Louis (2007-08)	83

GOALS

Rank	Player	G
1.	Vincent Lecavalier (2006-07)	52
2.	Martin St. Louis (2006-07)	43
3.	Brian Bradley (1992-93)	42
4.	Vincent Lecavalier (2007-08)	40
5.	Martin St. Louis (2003-04)	38
6.	Vincent Lecavalier (2005-06)	35
	Dino Ciccarelli (1996-97)	35
8.	Vincent Lecavalier (2002-03)	33
	Martin St. Louis (2002-03)	33

ASSISTS

Rank	Player	A
1.	Brad Richards (2005-06)	68
2.	Martin St. Louis (2006-07)	59
3.	Martin St. Louis (2007-08)	58
4.	Brad Richards (2002-03)	57
	Vaclav Prospal (2002-03)	57
6.	Vincent Lecavalier (2006-07)	56
	Martin St. Louis (2003-04)	56
	Brian Bradley (1995-96)	56

PENALTY MINUTES

Rank	Player	PIM
1.	Enrico Ciccone (1995-96)	258
2.	Enrico Ciccone (1994-95)	225
3.	Chris Gratton (1996-97)	201
4.	Darcy Tucker (1998-99)	176
5.	Petr Svoboda (1999-00)	170

POWER-PLAY GOALS

Rank	Player	PPG
1.	Vincent Lecavalier (2006-07)	16
	Brian Bradley (1992-93)	16
3.	Dave Andreychuk (2002-03)	15
4.	Martin St. Louis (2006-07)	14
5.	Vincent Lecavalier (2005-06)	13
	Brian Bellows (1995-96)	13
	Alex Selivanov (1995-96)	13

SHORT-HANDED GOALS

Rank	Player	PPG
1.	**Martin St. Louis (2003-04)**	**8**
2.	**Vincent Lecavalier (2006-07)**	**5**
	Martin St. Louis (2006-07)	**5**
4.	**Brad Richards (2005-06)**	**4**
	Rob Zamuner (1996-97)	**4**

GOALTENDING GAMES PLAYED

Rank	Player	GP
1.	**Nikolai Khabibulin (2001-02)**	**70**
2.	**Nikolai Khabibulin (2002-03)**	**65**
3.	**Daren Puppa (1993-94)**	**63**
4.	**Kevin Weekes (2000-01)**	**61**
5.	**John Grahame (2005-06)**	**57**
6.	**Daren Puppa (1995-96)**	**57**

MINUTES

Rank	Player	MIN
1.	**Nikolai Khabibulin (2001-02)**	**3896**
2.	**Nikolai Khabibulin (2002-03)**	**3787**
3.	**Daren Puppa (1993-94)**	**3653**
4.	**Kevin Weekes (2000-01)**	**3378**
5.	**Nikolai Khabibulin (2003-04)**	**3274**

GOAL-AGAINST AVERAGE
(Minimum 50 Games)

Rank	Player	GAA
1.	**John Grahame (2003-04)**	**2.06**
2.	**Nikolai Khabibulin(2003-04)**	**2.33**
3.	**Nikolai Khabibulin(2001-02)**	**2.36**
4.	**Daren Puppa (1995-96)**	**2.46**
5.	**Nikolai Khabibulin (2002-03)**	**2.47**

WINS

Rank	Player	W
1.	**Nikolai Khabibulin (2002-03)**	**30**
2.	**John Grahame (2005-06)**	**29**
3.	**Daren Puppa (1995-96)**	**29**
4.	**Nikolai Khabibulin (2003-04)**	**28**
5.	**Johan Holmqvist (2006-07)**	**27**

OVERTIME/SHOOTOUT LOSSES
(post lockout era)

Rank	Player	OTL
1.	**Mike Smith (2008-09)**	**9**
2.	**Karri Ramo (2008-09)**	**7**
3.	**Sean Burke (2005-06)**	**4**
4.	**Karri Ramo (2007-08)**	**3**
	Johan Holmqvist (2006-07)	**3**

TIES

Rank	Player	T
1.	**Nikolai Khabibulin (2002-03)**	**11**
2.	**Nikolai Khabibulin (2001-02)**	**10**
3.	**Daren Puppa (1995-96)**	**9**
4.	**Nikolai Khabibulin (2003-04)**	**7**
5.	**Daren Puppa (1997-98)**	**6**
6.	**Rick Tabaracci (1996-97)**	**6**
7.	**Daren Puppa (1993-94)**	**6**

SHUTOUTS

Rank	Player	SO
1.	**Nikolai Khabibulin (2001-02)**	**7**
2.	**John Grahame (2005-06)**	**5**
	Daren Puppa (1995-96)	**5**
4.	**Nikolai Khabibulin (2002-03)**	**4**
	Kevin Weekes (2000-01)	**4**
	Rick Tabaracci (1996-97)	**4**
	Daren Puppa (1993-94)	**4**

SAVES

Rank	Player	SV
1.	**Nikolai Khabibulin (2001-02)**	**1761**
2.	**Nikolai Khabibulin (2002-03)**	**1604**
3.	**Kevin Weekes (2000-01)**	**1565**
4.	**Daren Puppa (1995-96)**	**1474**
5.	**Daren Puppa (1993-94)**	**1472**

LAST TRADE WITH

ANAHEIM DUCKS: **August 13, 2009 – Acquired LW Drew Miller and a third-round draft choice in 2010 in exchange for RW Evgeny Artyukhin**
ATLANTA THRASHERS: **January 31, 2007 - Acquired RW Kyle Wanvig and RW Stephen Baby in exchange for Andy Delmore and Andre Deveaux**
BOSTON BRUINS: **March 4, 2009 – Acquired D Matt Lashoff and RW Martins Karsums in exchange for RW Mark Recchi and a second-round choice in 2010**
BUFFALO SABRES: **une 25, 2000 - Acquired Buffalo's seventh-round (later traded, Jan Platil) and ninth-round (Ilya Solarev) selections in the 2001 NHL Entry Draft in exchange for Tampa Bay's eighth-round selection in the 2000 NHL Entry Draft**
CALGARY FLAMES: **November 20, 1999 - Acquired LW Nils Ekman and a fourth-round choice (Johan Hagglund) in the 2000 NHL Entry Draft in exchange for LW Andreas Johansson**
CAROLINA HURRICANES: **February 7, 2009 – Acquired LW Wade Brookbank, D Josef Melichar and a fourth-round pick in 2009 in exchange for Jussi Jokinen**
CHICAGO BLACKHAWKS: **February 27, 2007 - Acquired RW Karl Stewart and a sixth-round pick in 2008 in exchange for Nikita Alexeev**
COLORADO AVALANCHE: **June 24, 2001 - Acquired Colorado's ninth-round selection (Henrik Bergfors) in the 2001 NHL Entry Draft for Tampa Bay's ninth-round selection in the 2002 NHL Entry Draft**
COLUMBUS BLUE JACKETS: **June 30, 2006 - Acquired goaltender Marc Denis in exchange for left wing Fredrik Modin and goaltender Fredrik Norrena**
DALLAS STARS: **November 30, 2008 – Acquired RW Lauri Tukonen from Dallas in exchange for d Andrew Hutchinson**
DETROIT RED WINGS: **March 23, 1999 - Acquired a conditional draft pick in exchange for goaltender Bill Ranford**
EDMONTON OILERS: **January 29, 1999 - Acquired center Alexandre Daigle in exchange for right wing Alex Selivanov**
FLORIDA PANTHERS: **March 4, 2009 - Acquired D Noah Welch and a third-round draft pick in 2009 in exchange for D Steve Eminger**
LOS ANGELES KINGS: **February 27, 2007 - Acquired RW Jason Ward in exchange for a fifth-round pick in 2007**
MINNESOTA WILD: **June 29, 2008 – Acquired the rights to RW Brian Rolston in exchange for a conditional 2009 or 2010 draft choice**
MONTREAL CANADIENS: **June 2, 2000 – Acquired a seventh-round pick (later traded) in the 2000 NHL Entry Draft in exchange for G Kevin Hodson**
NASHVILLE PREDATORS: **September 29, 2008 – Acquired a conditional draft pick in the 2009 draft in exchange for Nick Tarnasky**
NEW JERSEY DEVILS: **November 9, 2001 - Acquired defensemen Josef Boumedienne and Sascha Goc and the rights to forward Anton But for defenseman Andrei Zyuzin**
NEW YORK ISLANDERS: **June 22, 2001 - Acquired defenseman Mathieu Biron and New York's second-round selection (later traded) in the 2002 NHL Entry Draft for defenseman Adrian Aucoin and right wing Alexander Kharitonov**
NEW YORK RANGERS: **July 4, 2007 - Acquired D Bryce Lampman in exchange for LW Mitch Fritz**
OTTAWA SENATORS: **June 23, 2007 - Acquired the 150th (Matt Marshall), 183rd (Torrie Jung) and 210th (Justin Courtnall) overall picks in the 2007 NHL Entry Draft in exchange for their fourth-round pick in 2008**
PHILADELPHIA FLYERS: **November 7, 2008 – Acquired D Steve Eminger, RW Steve Downie and a fourth-round pick in 2009 in exchange for Matt Carle and San Jose's third-round pick (previous acquired) in the 2009 draft**
PHOENIX COYOTES: **July 21, 2009 - Acquired LW Todd Fedoruk and D David Hale in exchange for RW Radim Vrbata**
PITTSBURGH PENGUINS: **June 28, 2008 – Acquired the rights to LWs Ryan Malone and Gary Roberts in exchange for a conditional draft pick in 2009**
SAN JOSE SHARKS: **June 21, 2008 – Acquired a fourth-round pick, 117th overall, (James Wright) and a fifth-round pick, 147th overall, (Kyle DeCoste) at the 2008 NHL Entry Draft along with a third-round pick in 2009 in exchange for Tampa Bay's third-round pick, 62nd overall, in 2008.**
ST. LOUIS BLUES: **October 27, 2003 - Acquired an eighth round pick at the 2004 Entry Draft (Justin Keller) in exchange for LW Erkki Rajamaki**
TORONTO MAPLE LEAFS: **March 4, 2009 - Acquired D Richard Petiot in exchange for G Olaf Kolzig, d Jamie Heward, D Andy Rogers and a fourth-round pick in 2009**
VANCOUVER CANUCKS: **October 6, 2008 – Acquired D Lukas Krajicek and LW Juraj Simek in exchange for Shane O'Brien and Michel Ouellet**
WASHINGTON CAPITALS: **June 23, 2001 - Acquired New Jersey's second-round selection (Andreas Holmqvist) in the 2001 NHL Entry Draft in exchange for the New York Islanders' second-round selection in the 2002 NHL Entry Draft (previously acquired)**

RECORDS VS. OPPONENTS

OVERALL

Team	GP	W	L	T	OTL	PTS	GF	GA	PCT
Los Angeles	**24**	**16**	**5**	**2**	**1**	**35**	**68**	**50**	**0.729**
Nashville	**13**	**8**	**3**	**2**	**0**	**18**	**37**	**27**	**0.692**
Columbus	**9**	**5**	**3**	**1**	**0**	**11**	**18**	**16**	**0.611**
NY Islanders	**63**	**33**	**24**	**3**	**3**	**72**	**175**	**181**	**0.571**
San Jose	**26**	**13**	**11**	**2**	**0**	**28**	**72**	**80**	**0.538**
Atlanta	**55**	**25**	**21**	**4**	**5**	**59**	**170**	**158**	**0.536**
Calgary	**23**	**11**	**10**	**1**	**1**	**24**	**72**	**81**	**0.522**
Phoenix++	**24**	**12**	**12**	**0**	**0**	**24**	**69**	**68**	**0.500**
Pittsburgh	**62**	**27**	**28**	**5**	**2**	**61**	**176**	**187**	**0.492**
NY Rangers	**68**	**29**	**31**	**5**	**3**	**66**	**203**	**215**	**0.485**
Montreal	**61**	**25**	**27**	**6**	**3**	**59**	**146**	**170**	**0.484**
Carolina*	**83**	**33**	**36**	**10**	**4**	**80**	**233**	**246**	**0.482**
Colorado+	**29**	**11**	**13**	**3**	**2**	**27**	**73**	**94**	**0.466**
Florida	**86**	**30**	**40**	**10**	**6**	**76**	**215**	**259**	**0.442**
Philadelphia	**67**	**24**	**33**	**8**	**2**	**58**	**177**	**198**	**0.433**
Chicago	**28**	**9**	**13**	**5**	**1**	**24**	**68**	**85**	**0.429**
Anaheim	**20**	**8**	**11**	**1**	**0**	**17**	**45**	**55**	**0.425**
Edmonton	**24**	**8**	**13**	**2**	**1**	**19**	**62**	**70**	**0.396**
St. Louis	**27**	**8**	**14**	**3**	**2**	**21**	**75**	**98**	**0.389**
New Jersey	**67**	**20**	**36**	**7**	**4**	**51**	**144**	**221**	**0.381**
Ottawa	**62**	**21**	**36**	**2**	**3**	**47**	**153**	**224**	**0.379**
Washington	**88**	**28**	**51**	**6**	**3**	**65**	**220**	**301**	**0.369**
Boston	**62**	**15**	**33**	**9**	**5**	**44**	**163**	**210**	**0.355**
Buffalo	**62**	**17**	**35**	**5**	**5**	**44**	**157**	**199**	**0.355**
Toronto	**57**	**17**	**34**	**2**	**4**	**40**	**141**	**198**	**0.351**
Minnesota	**10**	**2**	**6**	**1**	**1**	**6**	**23**	**31**	**0.300**
Dallas**	**27**	**6**	**17**	**3**	**1**	**16**	**58**	**83**	**0.296**
Vancouver	**21**	**4**	**13**	**2**	**2**	**12**	**54**	**87**	**0.286**
Detroit	**28**	**5**	**21**	**2**	**1**	**13**	**72**	**122**	**0.232**

HOME

Team	GP	W	L	T	OTL	PTS	PCT
Columbus	**5**	**4**	**1**	**0**	**0**	**8**	**0.800**
Colorado+	**14**	**8**	**3**	**1**	**2**	**19**	**0.679**
Nashville	**6**	**3**	**1**	**2**	**0**	**8**	**0.667**
Atlanta	**28**	**17**	**8**	**1**	**2**	**37**	**0.661**
Carolina*	**41**	**23**	**14**	**3**	**1**	**50**	**0.610**
Los Angeles	**11**	**6**	**4**	**0**	**1**	**13**	**0.591**
NY Islanders	**34**	**18**	**12**	**2**	**2**	**40**	**0.588**
Pittsburgh	**31**	**16**	**13**	**2**	**0**	**34**	**0.548**
Phoenix++	**11**	**6**	**5**	**0**	**0**	**12**	**0.545**
Chicago	**13**	**5**	**4**	**3**	**1**	**14**	**0.538**
San Jose	**14**	**7**	**6**	**1**	**0**	**15**	**0.536**
St. Louis	**15**	**6**	**5**	**3**	**1**	**16**	**0.533**
NY Rangers	**34**	**15**	**14**	**3**	**2**	**35**	**0.515**
Florida	**43**	**18**	**17**	**6**	**2**	**44**	**0.512**
Calgary	**11**	**5**	**5**	**1**	**0**	**11**	**0.500**
Montreal	**31**	**12**	**12**	**5**	**2**	**31**	**0.500**
Boston	**31**	**12**	**14**	**3**	**2**	**29**	**0.468**
Edmonton	**12**	**4**	**5**	**2**	**1**	**11**	**0.458**
Vancouver	**10**	**4**	**5**	**0**	**1**	**9**	**0.450**
Philadelphia	**34**	**14**	**18**	**1**	**1**	**30**	**0.441**
Ottawa	**31**	**12**	**16**	**2**	**1**	**27**	**0.435**
New Jersey	**33**	**11**	**16**	**5**	**1**	**28**	**0.424**
Anaheim	**10**	**4**	**6**	**0**	**0**	**8**	**0.400**
Minnesota	**5**	**1**	**2**	**1**	**1**	**4**	**0.400**
Washington	**44**	**16**	**25**	**2**	**1**	**35**	**0.398**
Toronto	**28**	**8**	**17**	**1**	**2**	**19**	**0.339**
Buffalo	**31**	**7**	**18**	**3**	**3**	**20**	**0.323**
Detroit	**16**	**4**	**10**	**1**	**1**	**10**	**0.313**
Dallas**	**15**	**2**	**10**	**2**	**1**	**7**	**0.233**

AWAY

Team	GP	W	L	T	OTL	PTS	PCT
Los Angeles	**13**	**10**	**1**	**2**	**0**	**22**	**0.846**
Nashville	**7**	**5**	**2**	**0**	**0**	**10**	**0.714**
Calgary	**12**	**6**	**5**	**0**	**1**	**13**	**0.542**
San Jose	**12**	**6**	**5**	**1**	**0**	**13**	**0.542**
NY Islanders	**33**	**15**	**16**	**1**	**1**	**32**	**0.485**
Montreal	**30**	**13**	**15**	**1**	**1**	**28**	**0.467**
Phoenix++	**13**	**6**	**7**	**0**	**0**	**12**	**0.462**
NY Rangers	**34**	**14**	**17**	**2**	**1**	**31**	**0.456**
Anaheim	**10**	**4**	**5**	**1**	**0**	**9**	**0.450**
Pittsburgh	**31**	**11**	**15**	**3**	**2**	**27**	**0.435**
Philadelphia	**33**	**10**	**15**	**7**	**1**	**28**	**0.424**
Atlanta	**28**	**8**	**14**	**3**	**3**	**22**	**0.393**
Buffalo	**31**	**10**	**17**	**2**	**2**	**24**	**0.387**
Columbus	**4**	**1**	**2**	**1**	**0**	**3**	**0.375**
Dallas**	**12**	**4**	**7**	**1**	**0**	**9**	**0.375**
Toronto	**29**	**9**	**17**	**1**	**2**	**21**	**0.362**
Carolina*	**42**	**10**	**22**	**7**	**3**	**30**	**0.357**
Washington	**44**	**12**	**26**	**4**	**2**	**30**	**0.341**
New Jersey	**34**	**9**	**20**	**2**	**3**	**23**	**0.338**
Chicago	**15**	**4**	**9**	**2**	**0**	**10**	**0.333**
Edmonton	**12**	**4**	**8**	**0**	**0**	**8**	**0.333**
Florida	**43**	**10**	**25**	**4**	**4**	**28**	**0.326**
Ottawa	**31**	**9**	**20**	**0**	**2**	**20**	**0.323**
Colorado+	**15**	**3**	**10**	**2**	**0**	**8**	**0.267**
Boston	**31**	**3**	**19**	**6**	**3**	**15**	**0.242**
St. Louis	**12**	**2**	**9**	**0**	**1**	**5**	**0.208**
Minnesota	**5**	**1**	**4**	**0**	**0**	**2**	**0.200**
Vancouver	**11**	**0**	**8**	**2**	**1**	**3**	**0.136**
Detroit	**13**	**1**	**11**	**1**	**0**	**3**	**0.115**

*includes games against Harford
**includes games against Minnesota
+includes games against Quebec
++includes games against Winnipeg

LIGHTNING OVERTIME/SHOOTOUT WINS

	Date	Opponent	Winning Goal Scorer	Time	Score
1992-93					
1.	**11/7/92**	**at NY Islanders**	**Doug Crossman**	**1:16**	**6-5**
2.	**12/16/92**	**at San Jose**	**John Tucker**	**2:53**	**5-4**
3.	**3/25/93**	**at Ottawa**	**Mikael Andersson**	**0:36**	**3-2**
1993-94					
4.	**1/16/94**	**at Winnipeg**	**Mikael Andersson**	**0:09**	**3-2**
5.	**1/19/94**	**vs. NY Islanders**	**Chris Gratton**	**4:20**	**4-3**
6.	**3/30/94**	**at Buffalo**	**Brian Bradley**	**3:52**	**3-2**
1994-95					
7.	**3/2/95**	**at Ottawa**	**Brian Bradley**	**3:55**	**3-2**
8.	**3/27/95**	**vs. Montreal**	**Petr Klima**	**2:23**	**3-2**
1995-96					
9.	**11/18/95**	**vs. Vancouver**	**Petr Klima**	**2:06**	**5-4**
10.	**2/21/96**	**at Toronto**	**Brian Bellows**	**1:42**	**3-2**
11.	**2/23/96**	**at NY Islanders**	**Rob Zamuner**	**4:45**	**3-2**
1996-97					
12.	**10/5/96**	**at Pittsburgh**	**Shawn Burr**	**1:37**	**4-3**
13.	**1/21/97**	**vs. Colorado**	**Bill Houlder**	**2:02**	**3-2**
14.	**3/9/97**	**vs. Calgary**	**Rob Zamuner**	**2:20**	**2-1**
15.	**3/21/97**	**at Calgary**	**Jeff Toms**	**2:46**	**4-3**
1998-99					
16.	**12/12/98**	**at NY Islanders**	**Benoit Hogue**	**4:12**	**2-1**
2000-01					
17.	**11/3/00**	**vs. NY Islanders**	**Craig Millar**	**2:46**	**4-3**
18.	**3/6/01**	**vs. San Jose**	**Brad Richards**	**4:02**	**2-1**
2001-02					
19.	**11/10/01**	**vs. Pittsburgh**	**Vaclav Prospal**	**4:29**	**3-2**
20.	**12/21/01**	**vs. St. Louis**	**Vincent Lecavalier**	**3:29**	**4-3**
21.	**1/15/02**	**at New Jersey**	**Zdeno Ciger**	**1:25**	**5-4**

22.	4/14/02	at Florida	Vincent Lecavalier	0:17	3-2
2002-03					
23.	10/10/02	at Florida	Vaclav Prospal	3:34	4-3
24.	11/17/02	at Carolina	Cory Sarich	3:45	2-1
2003-04					
25.	10/21/03	vs. Atlanta	Pavel Kubina	3:28	3-2
26.	12/18/03	at Philadelphia	Martin St .Louis	2:03	5-4
27.	1/11/04	at NY Rangers	Jassen Cullimore	2:03	2-1
28.	3/5/04	vs. New Jersey	Dave Andreychuk	2:17	3-2
2004-05					
		Did Not Play			
2005-06					
29.	11/23/05	at Washington	Vaclav Prospal	SO*	4-3
30.	12/2/05	vs. Chicago	Brad Richards	SO*	3-2
31.	12/26/05	vs. Carolina	Dan Boyle	4:26	5-4
32.	1/3/06	at NY Rangers	Vaclav Prospal	3:47	1-0
33.	1/26/06	vs. New Jersey	Ruslan Fedotenko	2:22	1-0
34.	1/31/06	vs. Toronto	Vincent Lecavalier	SO*	3-2
35.	2/6/06	at NY Islanders	Vincent Lecavalier	4:05	3-2
36.	3/7/06	at Pittsburgh	Brad Richards	SO*	5-4
37.	3/23/06	vs. Washington	Pavel Kubina	0:37	4-3
38.	3/25/06	vs. NY Rangers	Brad Richards	SO*	4-3
39.	4/6/06	vs. Atlanta	Brad Richards	SO*	3-2
40.	4/15/06	vs. Carolina	Martin St. Louis	4:49	3-2
2006-07					
41.	10/5/06	at Atlanta	Vincent Lecavalier	SO	3-2
42.	11/8/06	at Pittsburgh	Vincent Lecavalier	2:41	4-3
43.	11/17/06	vs. NY Islanders	Dmitry Afanasenkov	SO	3-2
44.	11/24/06	vs. Atlanta	Martin St. Louis	2:25	3-2
45.	1/7/07	at Pittsburgh	Martin St. Louis	SO	3-2
46.	1/18/07	at New Jersey	Brad Richards	SO*	3-2
47.	1/20/07	at Carolina	Vaclav Prospal	SO*	6-5
48.	1/30/07	at Philadelphia	Vincent Lecavalier	SO*	4-3
49.	2/6/07	vs. Los Angeles	Brad Richards	SO*	3-2
50.	2/15/07	vs. Washington	Martin St. Louis	SO*	3-2
51.	2/20/07	vs. Florida	Martin St. Louis	SO*	3-2
52.	2/22/07	at Atlanta	Martin St. Louis	3:44	5-4
53.	3/1/07	at Washington	Nick Tarnasky	SO*	5-4
54.	3/10/07	at Calgary	Dan Boyle	2:59	3-2
55.	3/20/07	vs. NY Islanders	Filip Kuba	0:55	4-3
2007-08					
56.	12/4/07	vs. Ottawa	Vaclav Prospal	SO*	4-3
57.	12/11/07	at Montreal	Brad Richards	SO*	3-2
58.	2/7/08	at Nashville	Vaclav Prospal	0:58	2-1
59.	2/29/08	vs. Toronto	Dan Boyle	2:02	3-2
2008-09					
60.	10/21/08	vs. Atlanta	Vincent Lecavalier	1:41	3-2
61.	11/1/08	vs. Ottawa	Evgeny Artyukhin	SO*	3-2
62.	12/26/08	at Florida	Ryan Malone	SO*	4-3
63.	3/14/09	at Florida	Steven Stamkos	SO*	4-3
64.	3/24/09	vs. Columbus	Martin St. Louis	3:04	2-1

LIGHTNING OVERTIME/SHOOTOUT LOSSES

	Date	Opponent	Winning Goal Scorer	Time	Score
1992-93					
1.	10/16/92	at Buffalo	Bob Sweeney	2:30	4-5
2.	11/27/92	at Calgary	Joel Otto	1:01	2-3
3.	11/28/92	at Edmonton	Craig Simpson	3:45	3-4
4.	3/16/93	vs. Hartford	Murray Craven	1:03	3-4
1993-94					
5.	10/30/93	at Florida	Dave Lowry	4:56	1-2
6.	11/27/93	vs. Philadelphia	Kevin Dineen	0:34	3-4
7.	3/3/94	vs. New Jersey	John MacLean	3:04	4-5
8.	3/22/94	at NY Islanders	Vladimir Malakhov	3:59	4-5
1994-95					
9.	3/4/95	at Hartford	Robert Kron	1:11	2-3
10.	3/24/95	vs. Boston	Fred Knipscheer	3:32	3-4
1995-96					
11.	11/10/95	vs. Edmonton	Jason Arnott	2:41	3-4
12.	11/16/95	vs. Toronto	Benoit Hogue	0:32	4-5
13.	2/10/96	vs. Detroit	Sergei Fedorov	0:52	2-3
1996-97					
14.	12/21/96	at Hartford	Robert Kron	2:11	5-6
15.	2/14/97	at Washington	Steve Konowalchuk	2:57	4-5
1997-98					
16.	1/21/98	vs. Washington	Kelly Miller	3:32	2-3
17.	3/16/98	at Boston	Steve Heinze	1:24	3-4
18.	3/25/98	vs. Montreal	Patrice Brisebois	2:34	1-2
1998-99					
19.	12/15/98	at Pittsburgh	Kevin Hatcher	3:17	2-3
20.	1/4/99	at Toronto	Fredrik Modin	1:54	4-5
1999-00					
21.	10/19/99	vs. Vancouver	Mark Messier	0:43	5-6
22.	11/28/99	vs. Buffalo	Michal Grosek	2:26	2-3
23.	12/19/99	at NY Rangers	Theo Fleury	0:45	4-5
24.	1/8/00	at Calgary	Phil Housley	4:28	2-3
25.	2/3/00	vs. Montreal	Martin Rucinsky	0:31	1-2
26.	2/10/00	at NY Islanders	Tim Connolly	3:49	4-5
27.	3/8/00	at Philadelphia	Eric Desjardins	3:49	2-3
2000-01					
28.	10/31/00	at Carolina	Sandis Ozolinsh	2:35	5-6
29.	11/25/00	at Florida	Pavel Bure	2:47	1-2
30.	1/27/01	at Florida	Pavel Bure	0:59	2-3
31.	3/13/01	vs. Edmonton	Eric Brewer	1:17	4-5
32.	4/5/01	vs. NY Rangers	Manny Malhotra	3:23	3-4
2001-02					
33.	11/3/01	at Pittsburgh	Billy Tibbetts	1:51	1-2
34.	12/29/01	vs. Boston	Glen Murray	2:34	4-5
35.	2/26/02	vs. Detroit	Brendan Shanahan	2:55	3-4
36.	3/24/02	vs. Boston	Bill Guerin	4:35	3-4
2002-03					
37.	11/9/02	vs. Chicago	Igor Korolev	2:39	2-3
38.	12/3/02	at Toronto	Karel Pilar	3:48	3-4
39.	12/7/02	at Boston	Nick Boynton	3:11	2-3
40.	1/9/03	vs. Atlanta	Ilya Kovalchuk	4:44	2-3
41.	2/6/03	vs. Toronto	Nik Antropov	3:49	2-3
2003-04					
42.	11/6/03	vs. Los Angeles	Zigmund Palffy	4:52	0-1
43.	1/19/04	vs. Colorado	Milan Hejduk (ps)	0:59	4-5
44.	1/21/04	at Vancouver	Marcus Naslund	4:39	4-5
45.	2/19/04	at St. Louis	Doug Weight	1:06	3-4
46.	2/20/04	at Buffalo	Daniel Briere	3:01	3-4
47.	3/29/04	vs. Ottawa	Chris Phillips	4:00	4-5
2004—05					
	Did Not Play				
2005-06					
48.	10/13/05	vs. Buffalo	Daniel Briere	SO*	3-4
49.	10/16/05	at Washington	Petr Sykora	SO*	2-3
50.	11/15/05	at Washington	Alexander Ovechkin	SO*	3-4
51.	1/24/06	vs. Florida	Olli Jokinen	3:15	2-3
52.	3/20/06	at Florida	Olli Jokinen	3:16	5-6
53.	4/14/06	at Carolina	Matt Cullen	SO*	4-5
2006-07					
54.	11/4/06	at Boston	Glen Murray	0:17	5-6
55.	11/30/06	at Boston	Phil Kessel	SO*	3-4
56.	2/17/07	at Florida	Nathan Horton	0:29	4-5
57.	2/27/07	vs. Dallas	Ladislav Nagy	1:35	1-2
58.	4/7/07	at Atlanta	Jonathan Sim	SO*	2-3

2007-08					
59.	10/27/07	vs. Buffalo	Thomas Vanek	4:19	3-4
60.	11/19/07	at Atlanta	Todd White	2:49	3-4
61.	12/8/07	vs. NY Islanders	Mike Sillinger	4:32	2-3
62.	1/1/08	at Toronto	Mats Sundin	SO*	3-4
63.	1/5/08	at Ottawa	Mike Fisher	3:17	3-4
64.	2/9/08	at Atlanta	Alexei Zhitnik	1:26	1-2
65.	2/20/08	at Buffalo	Thomas Vanek	2:25	3-4
66.	3/7/08	at New Jersey	Patrick Elias	4:02	1-2
67.	3/27/08	vs. Washington	Tomas Fleischmann	2:27	3-4
2008-09					
68.	10/11/08	vs. Carolina	Eric Staal	4:36	3-4
69.	10/16/08	vs. NY Islanders	Trent Hunter	0:51	3-4
70.	10/18/08	vs. Minnesota	Antti Miettinen	SO*	0-1
71.	11/5/08	at New Jersey	Jamie Langenbrunner	SO*	2-3
72.	11/16/08	at Carolina	Tuomo Ruutu	SO*	2-3
73.	11/18/08	vs. Florida	Nathan Horton	SO*	3-4
74.	11/26/08	vs. NY Rangers	Markus Naslund	SO*	2-3
75.	12/2/08	at Philadelphia	Mike Richards	2:05	3-4
76.	12/18/08	vs. Colorado	Milan Hejduk	SO*	1-2
77.	12/30/08	vs. Montreal	Maxim Lapierre	SO*	1-2
78.	2/4/09	at Pittsburgh	Evgeni Malkin	4:44	3-4
79.	2/19/09	vs. New Jersey	Patrik Elias	SO*	2-3
80.	3/6/09	vs. St. Louis	Brad Boyes	0:27	3-4
81.	3/11/09	at Ottawa	Mike Fisher	2:38	2-3
82.	3/17/09	vs. Toronto	John Mitchell	SO*	3-4
83.	3/21/09	vs. Atlanta	Vyacheslav Kozlov	SO*	3-4
84.	3/26/09	at Montreal	Saku Koivu	1:45	2-3
85.	4/3/09	at New Jersey	Zach Parise	1:21	4-5

SO*–Shootout

LIGHTNING OVERTIME

SCORING LEADERS

	G	A	PTS
M. St. Louis	5	5	10
V. Lecavalier	5	4	9
V. Prospal	4	4	8
P. Kubina	2	4	6
B. Richards	1	5	6
B. Bradley	2	3	5
D. Boyle	3	2	5
C. Gratton	1	3	4
M. Andersson	2	1	3
P. Klima	2	1	3
J. Tucker	1	2	3
C. Sarich	1	2	3
C. Stillman	0	3	3
R. Zamuner	2	0	2
D. Andreychuk	1	1	2
B. Bellows	1	1	2
P. Ranger	0	2	2
M. Bergevin	0	2	2
R. Hamrlik	0	2	2
N. Pratt	0	2	2
F. Kuba	1	0	1
S. Burr	1	0	1
Z. Ciger	1	0	1
D. Crossman	1	0	1
B. Hogue	1	0	1
R. Fedotenko	1	0	1
B. Houlder	1	0	1
C. Millar	1	0	1
J. Toms	1	0	1
J. Cullimore	1	0	1
S. Stamkos	0	1	1
R. Petiot	0	1	1
J. Jokinen	0	1	1
E. Perrin	0	1	1
B. Clymer	0	1	1
F. Modin	0	1	1
C. Cross	0	1	1
J. Cullen	0	1	1
M. Johnson	0	1	1
A. Kharitonov	0	1	1
J. Lafreniere	0	1	1
S. Neckar	0	1	1
P. Poulin	0	1	1
A. Selivanov	0	1	1
T. Warriner	0	1	1
J. Wiemer	0	1	1
J. Ylonen	0	1	1
P. Ysebaert	0	1	1
T. Taylor	0	1	1

LIGHTNING ALL-TIME SHOOTOUT SCORING LEADERS

	S	G	%	GDG
N. Tarnasky	1	1	100.0	1
A. Hall	1	1	100.0	0
B. Richards	24	13	54.2	7
V. Prospal	14	5	35.7	3
E. Artyukhin	3	1	33.3	1
J. Jokinen	3	1	33.3	0
V. Lecavalier	35	11	31.4	3
R. Malone	4	1	25.0	1
M. St. Louis	21	5	23.8	3
S. Stamkos	5	1	20.0	1
J. Ward	1	0	0.0	0
P. Kubina	1	0	0.0	0
D. Afanasenkov	1	0	0.0	0
D. Boyle	1	0	0.0	0
R. Craig	1	0	0.0	0
M. Recchi	1	0	0.0	0
R. Vrbata	1	0	0.0	0
F. Kuba	2	0	0.0	0
R. Fedotenko	3	0	0.0	0
E. Perrin	4	0	0.0	0

GOALTENDING SHOOTOUT LEADERS

	W	L	SA	GA	SV%
M. Denis	5	1	23	2	.913
J. Holmqvist	7	1	37	5	.865
J. Grahame	4	1	16	4	.750
S. Burke	2	3	11	5	.545
K. Ramo	1	4	15	7	.533
M. Smith	2	7	27	15	.444

YEAR-BY-YEAR STREAKS

Year	Winning	Unbeaten	Games W/Point	Losing	Winless
2008-09	3 (3 Times)	-	4 (4 times)	9 (2 times)	-
Home	3 (1/19-1/27)	-	4 (10/11-10/21)	5 (3/3-3/21)	-
Away	2 (4 times)	-	5 (3/1-3/26)	8 (11/10-12/10)	-
2007-08	5 (11/7-11/16/07)	-	6 (11/7-11/19/07)	7 (12/22-1/5/08)	-
Home	5 (10/4-10/25/07)	-	6 (10/4-10/27/07)	5 (12/22-1/15/08)	-
Away	6 (1/8-2/7/08)	-	*10 (1/5-2/20/08)	7 (10/13-11/5/07)	-
2006-07	5 (1/7-1/15/07)	-	6 (2/11-2/22/07)	4 (2 times)	-
Home	5 (2/3-2/20/07)	-	5 (2/3-2/20/07)	2 (7 times)	-
Away	*7 (1/7-2/1/07)	-	7 (1/7-2/1/07)	4 (11/30-12/14/06)	-
2005-06	5 (11/27-12/10/05)	-	6 (2 times)	6 (11/1-11/11/05)	-
Home	*8 (3/17-4/8/06)	-	8 (3/17-4/8/06)	3 (2/28-3/6/06)	-
Away	4 (1/17-1/28/06)	-	5 (10/15-10/29/05)	6 (3/14-4/14/06)	-
2003-04	*8 (2/23-3/6/04)	11 (2/23-3/12/04)	*18 (2/5-3/12/04)	4 (12/9-12/16)	6 (11/23-12/4/03)
Home	7 (2/12-3/12/04)	*10 (1/29-3/12/04)	*13 (1/3-3/12/04)	3 (12/4-12/20/03)	5 (11/25-12/20/03)
Away	5 (2/23-3/6/04)	*7 (2/23-3/10/04)	*10 (2/5-3/10/04)	3 (12/9-12/16/03)	3 (12/23/03-1/6/04)
2002-03	4 (2/25-3/4/03)	*13 (3/7-4/2/03)	13 (3/7-4/2/03)	3 (5 Times)	5 (2 Times)
Home	5 (10/12-11/08/02)	9 (2/25-4/2/03)	9 (2/25-4/2/03)	3 (11/19-11/29/02)	3 (2 Times)
Away	2 (4 Times)	6 (3/14-3/31/03)	6 (3/14-3/31/03)	5 (2 Times)	6 (2 Times)
2001-02	3 (12/17-12/26/01)	7 (3/10-3/22/02)	8 (3/10-3/24/02)	5 (3/26-4/3/02)	7 (3/22-4/3/02)
Home	6 (11/17-12/21/01)	6 (11/17-12/21/01)	6 (2 Times)	3 (12/31/01-1/12/02)	7 (12/27/01-1/19/02)
Away	2 (3 Times)	3 (1/6-1/15/02)	3 (1/6-1/15/02)	4 (2 Times)	9 (2/11-4/10/02)
2000-01	3 (3 Times)	3 (4 Times)	7 (3/6-3/21/01)	8 (1/12-1/25/01)	10 (1/12-1/29/01)
Home	4 (2/20-3/10/01)	4 (2/20-3/10/01)	7 (2/20-3/17/01)	5 (2 Times)	6 (2 Times)
Away	2 (3/21-3/30/01)	2 (2 Times)	2 (2 Times)	4 (4 Times)	12 (1/16-3/1/01)
1999-00	3 (2/21-2/26/00)	4 (12/4-12/14/99)	4 (12/4-12/14/99)	7 (3 Times)	12 (12/14/99-1/11/00)
Home	5 (10/23-11/22/99)	5 (10/23-11/22/99)	7 (10/16-11/22/99)	7 (3/1-3/28/00)	7 (3/1-3/28/00)
Away	None	3 (3/14-3/17/00)	3 (3/14-3/17/00)	8 (1/7-2/19/00)	17 (12/2/99-2/19/00)
1998-99	3 (10/21-10/25/98)	3 (4 Times)	–	9 (11/10-12/3/98)	10 (1/26-2/17/99)
Home	3 (10/21-10/25/98)	5 (2 Times)	–	9 (11/10-12/26/98)	9 (11/10-12/26/98)
Away	None	2 (1/16-1/21/99)	–	8 (12/21/98-1/15/99)	11 (12/15/98-1/16/99)
1997-98	2 (4 Times)	4 (12/16-12/22/97)	–	*13 (1/3-2/2/98)	*16 (2 Times)
Home	3 (3/14-3/21/98)	8 (11/19-12/22/97)	–	*10 (1/3-2/26/98)	*11 (1/2-2/26/98)
Away	2 (2/7-2/25/98)	3 (2/4-2/25/98)	–	*11 (10/24-12/10/97)	*16 (10/10-12/10/97)
1996-97	4 (2 Times)	6 (2/15-2/25/97)	–	6 (11/23-12/4/96)	6 (2 Times)
Home	5 (2/20-3/1/97)	7 (2/15-3/1/97)	–	4 (11/23-11/30/96)	6 (10/24-11/8/96)
Away	4 (1/6-1/13/97)	4 (1/6-1/13/97)	–	5 (11/10-12/4/96)	5 (11/10-12/4/96)
1995-96	5 (2 Times)	7 (2/28-3/13/96)	–	4 (11/5-11/12/95)	5 (2 Times)
Home	6 (2/15-3/10/96)	8 (2/15-3/23/96)	–	4 (2/3-2/13/96)	4 (2/3-2/13/96)
Away	2 (5 Times)	4 (2 Times)	–	3 (2 Times)	5 (2 Times)
1994-95	2 (6 Times)	3 (2 Times)	–	6 (4/22-5/3/95)	6 (4/22-5/3/95)
Home	4 (1/25-2/10/95)	4 (1/25-2/10/95)	–	5 (2/20-3/24/95)	5 (2/20-3/24/95)
Away	2 (2 Times)	3 (2 Times)	–	6 (4/14-4/29/95)	6 (4/14-4/29/95)
1993-94	4 (1/4-1/12/94)	4 (1/4-1/12/94)	–	6 (10/23-11/3/93)	9 (2 Times)
Home	2 (3 Times)	3 (2 Times)	–	4 (10/23-11/11/93)	5 (2 Times)
Away	3 (2 Times)	6 (12/28/93-1/12/94)	–	3 (2 Times)	10 (10/6-11/26/93)
1992-93	4 (11/7-11/13/92)	6 (11/3-11/13/92)	–	8 (3/9-3/23/93)	8 (2 Times)
Home	3 (11/3-11/13/92)	3 (11/3-11/13/92)	–	7 (11/14-12/11/92)	9 (3/9-4/10/93)
Away	2 (3 Times)	3 (11/6-11/9/92)	–	5 (12/22/92-1/4/93)	8 (2/3-3/23/93)

*- Indicates club record.

OVERTIME HISTORY

YEAR-BY-YEAR OVERTIME AND SHOOTOUT RECORD

	Overall					Home					Away				
Season	GP	W	L	T	PTS	GP	W	L	T	PTS	GP	W	L	T	PTS
2008-09	**23**	**5**	**18**	**-**	**28^**	**14**	**3**	**11**	**-**	**17^**	**9**	**2**	**7**	**-**	**11^**
2007-08	**13**	**4**	**9**	**-**	**17^**	**5**	**2**	**3**	**-**	**7^**	**8**	**2**	**6**	**-**	**10^**
2006-07	**20**	**15**	**5**	**-**	**35^**	**7**	**6**	**1**	**-**	**13^**	**13**	**9**	**4**	**-**	**22^**
2005-06	**18**	**12**	**6**	**-**	**30^**	**10**	**8**	**2**	**-**	**18^**	**8**	**4**	**4**	**-**	**12^**
2004-05								**Did Not Play**							
2003-04	**18**	**4**	**6**	**8**	**22***	**9**	**2**	**3**	**4**	**11***	**9**	**2**	**3**	**4**	**11***
2002-03	**23**	**2**	**5**	**16**	**25***	**10**	**0**	**3**	**7**	**10***	**13**	**2**	**2**	**9**	**15***
2001-02	**19**	**4**	**4**	**11**	**23***	**10**	**2**	**3**	**5**	**12***	**9**	**2**	**1**	**6**	**11***
2000-01	**13**	**2**	**5**	**6**	**15***	**7**	**2**	**2**	**3**	**9***	**6**	**0**	**3**	**3**	**6***
1999-00	**16**	**0**	**7**	**9**	**16***	**8**	**0**	**4**	**4**	**8***	**8**	**0**	**3**	**5**	**8***
1998-99	**12**	**1**	**2**	**9**	**11**	**4**	**0**	**0**	**4**	**4**	**8**	**1**	**2**	**5**	**7**
1997-98	**13**	**0**	**3**	**10**	**10**	**9**	**0**	**2**	**7**	**7**	**4**	**0**	**1**	**3**	**3**
1996-97	**16**	**4**	**2**	**10**	**18**	**7**	**2**	**0**	**5**	**9**	**9**	**2**	**2**	**5**	**9**
1995-96	**18**	**3**	**3**	**12**	**18**	**9**	**1**	**3**	**5**	**7**	**9**	**2**	**0**	**7**	**11**
1994-95	**7**	**2**	**2**	**3**	**7**	**2**	**1**	**1**	**0**	**2**	**5**	**1**	**1**	**3**	**5**
1993-94	**18**	**3**	**4**	**11**	**17**	**8**	**1**	**1**	**6**	**8**	**10**	**2**	**3**	**5**	**9**
1992-93	**14**	**3**	**4**	**7**	**13**	**4**	**0**	**1**	**3**	**3**	**10**	**3**	**3**	**4**	**10**
Totals:	**261**	**64**	**85**	**112**	**305**	**123**	**30**	**40**	**53**	**145**	**138**	**34**	**45**	**59**	**160**

*-Includes points from overtime and/or shootout losses.

^-Includes shootout wins and losses.

YEAR-BY-YEAR SHOOTOUT RECORD

Overall

Season	GP	W	L	PTS
2008-09	**13**	**3**	**10**	**16**
2007-08	**3**	**2**	**1**	**5**
2006-07	**12**	**10**	**2**	**22**
2005-06	**10**	**6**	**4**	**16**
Total	**38**	**21**	**17**	**59**

Home

Season	GP	W	L	PTS
2008-09	**9**	**1**	**8**	**10**
2007-08	**1**	**1**	**0**	**2**
2006-07	**4**	**4**	**0**	**8**
2005-06	**5**	**4**	**1**	**9**
Total	**19**	**10**	**9**	**29**

Away

Season	GP	W	L	PTS
2008-09	**4**	**2**	**2**	**6**
2007-08	**2**	**1**	**1**	**3**
2006-07	**8**	**6**	**2**	**14**
2005-06	**5**	**2**	**3**	**7**
Total	**19**	**11**	**8**	**30**

OVERTIME/SHOOTOUT RECORD VS. NHL

	GP	W	L	T	PTS
Atlanta	**13**	**6**	**5**	**4**	**21**
Anaheim	**1**	**0**	**0**	**1**	**1**
Boston	**16**	**0**	**7**	**9**	**16**
Buffalo	**12**	**1**	**6**	**5**	**13**
Calgary	**6**	**3**	**2**	**1**	**9**
Carolina	**21**	**4**	**7**	**10**	**25**
Chicago	**7**	**1**	**1**	**5**	**8**
Colorado	**6**	**1**	**2**	**3**	**7**
Columbus	**2**	**1**	**0**	**1**	**3**
Dallas	**4**	**0**	**1**	**3**	**4**
Detroit	**4**	**0**	**2**	**2**	**4**
Edmonton	**5**	**0**	**3**	**2**	**5**
Florida	**22**	**5**	**7**	**10**	**27**
Los Angeles	**4**	**1**	**1**	**2**	**5**
Minnesota	**2**	**0**	**1**	**1**	**2**
Montreal	**12**	**2**	**4**	**6**	**14**
Nashville	**3**	**1**	**0**	**2**	**4**
New Jersey	**16**	**4**	**5**	**7**	**20**
NY Islanders	**15**	**8**	**4**	**3**	**23**
NY Rangers	**11**	**3**	**3**	**5**	**14**
Ottawa	**9**	**4**	**3**	**2**	**13**
Philadelphia	**13**	**2**	**3**	**8**	**15**
Phoenix	**1**	**1**	**0**	**0**	**2**
Pittsburgh	**13**	**5**	**3**	**5**	**18**
St. Louis	**6**	**1**	**2**	**3**	**7**
San Jose	**4**	**2**	**0**	**2**	**6**
Toronto	**11**	**3**	**6**	**2**	**14**
Vancouver	**5**	**1**	**2**	**2**	**6**
Washington	**15**	**4**	**5**	**6**	**19**

*-Includes overtime losses and shootouts.

SHOOTOUT RECORD VS. NHL

	GP	W	L	PTS
Atlanta	**4**	**2**	**2**	**6**
Anaheim	**-**	**-**	**-**	**-**
Boston	**1**	**0**	**1**	**1**
Buffalo	**1**	**0**	**1**	**1**
Calgary	**-**	**-**	**-**	**-**
Carolina	**3**	**1**	**2**	**4**
Chicago	**1**	**1**	**0**	**2**
Colorado	**1**	**0**	**1**	**1**
Columbus	**-**	**-**	**-**	**-**
Dallas	**-**	**-**	**-**	**-**
Detroit	**-**	**-**	**-**	**-**
Edmonton	**-**	**-**	**-**	**-**
Florida	**4**	**3**	**1**	**7**
Los Angeles	**1**	**1**	**0**	**2**
Minnesota	**1**	**0**	**1**	**1**
Montreal	**2**	**1**	**1**	**3**
Nashville	**-**	**-**	**-**	**-**
New Jersey	**3**	**1**	**2**	**4**
NY Islanders	**1**	**1**	**0**	**2**
NY Rangers	**2**	**1**	**1**	**3**
Ottawa	**2**	**2**	**0**	**4**
Philadelphia	**1**	**1**	**0**	**2**
Phoenix	**-**	**-**	**-**	**-**
Pittsburgh	**2**	**2**	**0**	**4**
St. Louis	**-**	**-**	**-**	**-**
San Jose	**-**	**-**	**-**	**-**
Toronto	**3**	**1**	**2**	**4**
Vancouver	**-**	**-**	**-**	**-**
Washington	**5**	**3**	**2**	**8**

HAT TRICKS FOR

	Date	Player	Opponent	Score	Goaltender
1992-93					
1.	10/7/92	Chris Kontos (4)	vs. Chicago	W, 7-3	Ed Belfour
2.	11/7/92	Doug Crossman	at NY Islanders	W, 6-5 (OT)	Mark Fitzpatrick
3.	12/5/92	Brian Bradley	vs. Detroit	L, 9-7	Vincent Riendeau
4.	4/13/93	Mikael Andersson	at Winnipeg	W, 5-3	Jim Hrivnak
1995-96					
5.	3/1/96	Brian Bellows	at San Jose	W, 7-3	Wade Flaherty
6.	3/1/96	Jason Wiemer	at San Jose	W, 7-3	Wade Flaherty
1996-97					
7.	10/12/96	Chris Gratton	at Toronto	W, 7-4	Felix Potvin
8.	11/8/96	Dino Ciccarelli	vs. Pittsburgh	T, 5-5	Ken Wregget
1997-98					
9.	11/19/97	Rob Zamuner	vs. NY Rangers	W, 6-3	Jason Muzzatti
10.	3/21/98	Mikael Renberg	vs. Florida	W, 5-1	John Vanbiesbrouck
1998-99					
11.	12/30/98	Wendel Clark	at Carolina	L, 3-4	Arturs Irbe
12.	3/6/99	Wendel Clark	at Montreal	W, 6-1	Jeff Hackett
13.	3/19/99	Wendel Clark	vs. Detroit	L, 3-5	Chris Osgood
2000-01					
14.	10/22/00	Fredrik Modin	at NY Rangers	W, 4-2	Mike Richter
2001-02					
15.	1/15/02	Zdeno Ciger	at New Jersey	W, 5-4 (OT)	Martin Brodeur
2002-03					
16.	11/8/02	Vincent Lecavalier	vs. Pittsburgh	W, 4-1	Johan Hedberg
17.	1/30/03	Martin St. Louis	vs. Carolina	W, 3-1	Kevin Weekes
18.	3/22/03	Vincent Lecavalier	at Phoenix	W, 4-0	Brian Boucher
2003-04					
19.	11/8/03	Vincent Lecavalier	vs. Pittsburgh	W, 9-0	Sebastien Caron
20.	1/3/04	Fredrik Modin	vs. Philadelphia	W, 6-1	Robert Esche
21.	1/3/04	Martin St. Louis	vs. Carolina	W, 5-4	Kevin Weekes/Jamie Storr
22.	1/24/04	Martin St. Louis	at Calgary	W, 6-2	Roman Turek
2004-05					
			Did Not Play		
2005-06					
23.	11/14/05	Vaclav Prospal	vs. Philadelphia	W, 5-2	Robert Esche
24.	1/28/06	Fredrik Modin	at Philadelphia	W, 6-0	Antero Nittymaki
2006-07					
25.	10/26/06	Martin St. Louis	vs. Carolina	W, 5-1	Cam Ward
26.	12/7/06	Vincent Lecavalier	vs. Atlanta	W, 8-0	Kari Lehtonen
27.	12/23/06	Dan Boyle	vs. NY Rangers	W, 4-3	Henrik Lundqvist
2007-08					
28.	11/14/07	Vincent Lecavalier	vs. Carolina	W, 6-1	John Grahame
29.	3/11/08	Vincent Lecavalier	vs. NY Islanders	W, 8-4	Rick DiPietro
2008-09					
30.	2/17/09	Steven Stamkos	vs. Chicago	L, 3-5	Cristobal Huet

HAT TRICKS AGAINST

Date	Player	Opponent	Score	Goaltender
1992-93				
1. 11/17/92	Evgeny Davydov	vs. Winnipeg	L, 5-6	Wendell Young
2. 3/9/93	Teemu Selanne	vs. Winnipeg	L, 2-4	Wendell Young
1993-94				
3. 12/1/93	Derek Plante	vs. Buffalo	L, 0-3	Daren Puppa
4. 2/5/94	Peter Bondra (5)	at Washington	L, 3-6	Daren Puppa
5. 3/15/94	Gary Roberts (4)	vs. Calgary	L, 3-7	Daren Puppa/Wendell Young
1994-95				
6. 2/14/95	John LeClair	vs. Philadelphia	L, 2-5	Daren Puppa
7. 3/1/95	Uwe Krupp	at Quebec	L, 2-8	Daren Puppa/J.C. Bergeron
1995-96				
8. 10/15/95	Dan Quinn	vs. Ottawa	L, 4-7	Daren Puppa
9. 1/2/96	Theoren Fleury	at Calgary	L, 0-10	Daren Puppa/J.C. Bergeron
10. 1/6/96	Alexander Mogilny	at Vancouver	L, 2-9	Daren Puppa/J.C. Bergeron
11. 3/26/96	Stephane Richer	vs. New Jersey	L, 4-6	Daren Puppa

1996-97					
12.	11/16/96	Brian Rolston	at New Jersey	L, 3-6	Derek Wilkinson
1997-98					
13.	3/28/98	Vincent Damphousse	at Montreal	L, 2-8	Mark Fitzpatrick/Zac Bierk
1998-99					
14.	10/16/98	John LeClair	vs. Philadelphia	L, 2-5	Daren Puppa
15.	11/10/98	Kevin Stevens	vs. NY Rangers	L, 2-10	Bill Ranford
16.	2/3/99	Peter Bondra (4)	at Washington	L, 1-10	Corey Schwab/Bill Ranford
17.	3/8/99	Magnus Arvedson	at Ottawa	L, 3-9	Corey Schwab
1999-00					
18.	10/7/99	Luc Robitaille	vs. Los Angeles	L, 2-5	Daren Puppa
19.	10/28/99	Dave Andreychuk (4)	at Boston	L, 3-7	Daren Puppa/Kevin Hodson
20.	1/1/00	Pavel Bure (4)	at Florida	L, 5-7	Kevin Hodson
21.	3/12/00	Tony Amonte	vs. Chicago	L, 1-4	Rich Parent
2000-01					
22.	11/1/00	Theoren Fleury	at NY Rangers	L, 1-6	Kevin Weekes
23.	12/6/00	John LeClair	at Philadelphia	L, 3-6	Dan Cloutier
24.	1/4/01	Radek Bonk	at Ottawa	L, 3-8	Kevin Weekes/Dan Cloutier
25.	2/17/01	Petr Nedved	vs. NY Rangers	L, 4-5	Kevin Weekes
26.	3/1/01	Joe Thornton	at Boston	L, 1-3	Kevin Weekes
2002-03					
27.	11/5/02	Alexander Mogilny	at Toronto	L, 3-4	Nikolai Khabibulin
28.	2/4/03	Jaromir Jagr	vs. Washington	L, 1-5	John Grahame/Nikolai Khabibulin
29.	2/11/03	Dave Scatchard	at NY Islanders	L, 2-6	Nikolai Khabibulin
30.	4/6/03	Kamil Piros	at Atlanta	L, 2-6	John Grahame
2003-04					
			-None-		
2004-05					
			Did Not Play		
2005-06					
31.	11/11/05	Ilya Kovalchuk	at Atlanta	L, 2-5	John Grahame
32.	3/9/06	Derek Roy	at Buffalo	L, 5-8	John Grahame/Sean Burke
2006-07					
33.	10/16/06	Justin Williams	vs. Carolina	L, 1-5	Marc Denis/Johan Holmqvist
34.	11/8/06	Nils Ekman	at Pittsburgh	W, 4-3	Johan Holmqvist
35.	12/5/06	Daniel Briere	at Buffalo	L, 1-4	Marc Denis
36.	3/18/07	Alexander Semin	at Washington	L, 1-7	Marc Denis
2007-08					
37.	10/31/07	Jay Pandolfo	at New Jersey	L, 1-6	Johan Holmqvist/Marc Denis
38.	11/3/07	Ilya Kovalchuk	vs. Atlanta	L, 4-6	Johan Holmqvist
39.	12/13/07	Kristian Huselius	vs. Caglary	L, 6-9	Johan Holmqvist/Marc Denis
40.	12/13/07	Jarome Iginla	vs. Calgary	L, 6-9	Marc Denis
41.	1/24/08	Daniel Alfredsson	vs. Ottawa	L, 8-4	Johan Holmqvist/Karri Ramo
42.	2/20/08	Thomas Vanek	at Buffalo	L, 3-4 (OT)	Johan Holmqvist
43.	3/19/08	Thomas Vanek	at Buffalo	L, 4-7	Karri Ramo
44.	4/2/08	Chad Larose	at Carolina	L, 2-6	Mike Smith
2008-09					
45.	11/6/08	Chris Drury	at NY Rangers	L, 2-5	Mike Smith
46.	11/23/08	Dainius Zubrus (4)	vs. New Jersey	L, 3-7	Olaf Kolzig/Karri Ramo
47.	3/7/09	Eric Staal (4)	vs. Carolina	L, 3-9	Mike McKenna/Karri Ramo

ALL-TIME SHUTOUTS FOR

	Date	Opponent	Score	Saves	Goaltender
1992-93					
1.	11/13/92	vs. Ottawa	1-0	38	Pat Jablonski
1993-94					
2.	12/30/93	at Ottawa	3-0	11	Daren Puppa
3.	1/4/94	at Toronto*	1-0	28	Daren Puppa
4.	1/24/94	vs. Buffalo	4-0	23	Daren Puppa
5.	2/23/94	at Calgary	4-0	18	Daren Puppa
6.	4/9/94	at Boston	3-0	32	Wendell Young
*- Game played at Hamilton, Ontario.					
1994-95					
7.	3/31/95	vs. Hartford	2-0	25	Daren Puppa
8.	4/9/95	at Hartford	3-0	23	J. C. Bergeron

1995-96					
9.	11/27/95	vs. Los Angeles	2-0	45	Daren Puppa
10.	12/31/95	at Ottawa	3-0	18	Daren Puppa
11.	1/3/96	at Edmonton	5-0	28	Daren Puppa
12.	3/5/96	vs. Chicago	2-0	20	Daren Puppa
13.	3/10/96	vs. Washington	1-0	28	Daren Puppa
1996-97					
14.	10/15/96	at Buffalo	4-0	22	Corey Schwab
15.	11/19/96	vs. Los Angeles	3-0	31	Corey Schwab
16.	1/13/97	at Chicago	2-0	27	Rick Tabaracci
17.	2/4/97	at Phoenix	2-0	21	Rick Tabaracci
18.	3/1/97	vs. Florida	2-0	24	Rick Tabaracci
19.	3/25/97	vs. Ottawa	5-0	28	Rick Tabaracci
1997-98					
20.	12/17/97	vs. Boston	2-0	31	Corey Schwab
21.	12/31/97	vs. NY Rangers	2-0	14	Corey Schwab (33 min.), Derek Wilkinson (27 min., W)
22.	3/14/98	vs. Chicago	1-0	37	Mark Fitzpatrick
1998-99					
23.	10/21/98	vs. Pittsburgh	5-0	28	Daren Puppa
24.	10/30/98	at Los Angeles	3-0	27	Daren Puppa
25.	12/29/98	vs. NY Islanders	3-0	35	Bill Ranford
26.	4/8/99	vs. Boston	3-0	7	Kevin Hodson (20 min., W), 20 Corey Schwab (40 min.)
2000-01					
27.	11/14/00	at Montreal	1-0	34	Kevin Weekes
28.	12/2/00	vs. Detroit	3-0	26	Dan Cloutier
29.	2/24/01	at Philadelphia	0-0	27	Kevin Weekes
30.	3/3/01	at NY Islanders	6-0	25	Kevin Weekes
31.	3/8/01	vs. Carolina	1-0	20	Kevin Weekes
2001-02					
32.	10/13/01	at Los Angeles	1-0	31	Kevin Weekes
33.	10/25/01	vs. Los Angeles	3-0	28	Nikolai Khabibulin
34.	11/17/01	vs. Carolina	2-0	26	Nikolai Khabibulin
35.	11/23/01	vs. New Jersey	2-0	29	Nikolai Khabibulin
36.	11/25/01	at Carolina	4-0	41	Nikolai Khabibulin
37.	12/6/01	vs. Columbus	1-0	27	Nikolai Khabibulin
38.	12/26/01	at Nashville	1-0	31	Kevin Weekes
39.	1/6/02	at Phoenix	3-0	33	Nikolai Khabibulin
40.	1/28/02	at NY Rangers	1-0	42	Nikolai Khabibulin
2002-03					
41.	10/30/02	vs. NY Rangers	3-0	24	Nikolai Khabibulin
42.	1/7/03	vs. Detroit	1-0	30	Nikolai Khabibulin
43.	1/28/03	at Philadelphia	3-0	34	John Grahame
44.	2/19/03	vs. Atlanta	2-0	27	John Grahame
45.	2/25/03	vs. Anaheim	2-0	24	Nikolai Khabibulin
46.	3/22/03	at Phoenix	4-0	21	Nikolai Khabibulin
2003-04					
47.	10/23/03	at Columbus	1-0	20	John Grahame
48.	11/8/03	vs. Pittsburgh	9-0	15	Nikolai Khabibulin
49.	11/23/03	at Carolina	0-0	37	Nikolai Khabibulin
50.	3/1/04	at Colorado	3-0	16	Nikolai Khabibulin
2004-05					
			Did Not Play		
2005-06					
51.	10/20/05	at Atlanta	6-0	15	John Grahame
52.	1/3/06	at NY Rangers	1-0	36	John Grahame
53.	1/21/06	at Atlanta	2-0	20	John Grahame
54.	1/26/06	vs. New Jersey	1-0	20	John Grahame
55.	1/28/06	at Philadelphia	6-0	38	Sean Burke
56.	2/4/06	vs. Washington	5-0	29	John Grahame
57.	4/8/06	vs. Pittsburgh	1-0	25	Sean Burke
2006-07					
58.	12/7/06	vs. Atlanta	8-0	21	Marc Denis
59.	2/1/07	at Carolina	4-0	31	Johan Holmqvist
2007-08					
60.	1/18/08	at Pittsburgh	3-0	27	Johan Holmqvist

61.	1/19/08	at Ottawa	2-0	25	Johan Holmqvist
62.	3/15/08	vs. NY Rangers	3-0	20	Mike Smith
2008-09					
63.	10/18/08	vs. Minnesota	0-1 (SO)	21	Mike Smith
64.	12/23/08	at Pittsburgh	2-0	15	Mike Smith
65.	2/7/09	vs. NY Islanders	1-0	28	Mike McKenna

ALL-TIME SHUTOUTS AGAINST

	Date	Opponent	Score	Saves	Goaltender
1992-93					
1.	12/18/92	vs. New Jersey	0-2	29	Craig Billington
2.	12/31/92	at Chicago	0-5	22	Ed Belfour
3.	1/4/93	at Vancouver	0-7	27	Kirk McLean
4.	2/11/93	vs. Minnesota	0-1	34	Jon Casey
1993-94					
5.	10/9/93	vs. Florida	0-2	35	John Vanbiesbrouck
6.	10/23/93	vs. Toronto	0-2	25	Felix Potvin
7.	11/3/93	at Montreal	0-1	37	Patrick Roy
8.	11/26/93	at Philadelphia	0-3	27	Tommy Soderstrom
9.	12/3/93	vs. Buffalo	0-3	33	Dominik Hasek
10.	1/13/94	at Chicago	0-1	20	Ed Belfour
11.	3/20/94	vs. Washington	0-3	23	Don Beaupre
12.	4/12/94	vs. NY Islanders	0-2	30	Ron Hextall
1994-95					
13.	3/13/95	vs. Washington	0-3	16	Jim Carey
1995-96					
14.	10/14/95	at Washington	0-2	21	Jim Carey
15.	11/1/95	at Pittsburgh	0-10	27	Ken Wregget
16.	12/14/95	at Philadelphia	0-4	18	Ron Hextall
17.	1/2/96	at Calgary	0-10	32	Trevor Kidd
18.	2/24/96	at Detroit	0-2	25	Mike Vernon
19.	3/15/96	at New Jersey	0-5	32	Martin Brodeur
20.	3/17/96	at Ottawa	0-5	30	Damian Rhodes
1996-97					
21.	11/27/96	vs. Buffalo	0-3	32	Dominik Hasek
22.	12/19/96	at Boston	0-3	34	Bill Ranford
23.	2/1/97	vs. Boston	0-3	25	Rob Tallas
24.	2/5/97	at Dallas	0-4	28	Arturs Irbe
25.	3/6/97	vs. Phoenix	0-5	30	Nikolai Khabibulin
26.	3/13/97	vs. NY Islanders	0-3	24	Tommy Salo
27.	4/4/97	at New Jersey	0-3	26	Martin Brodeur
1997-98					
28.	10/10/97	at Detroit	0-3	29	Chris Osgood
29.	10/18/97	at New Jersey	0-5	27	Mike Dunham
30.	11/28/97	at Carolina	0-2	27	Sean Burke
31.	12/5/97	at Buffalo	0-4	38	Dominik Hasek
32.	12/10/97	at Dallas	0-3	12	Ed Belfour
33.	12/14/97	at Philadelphia	0-3	20	Ron Hextall
34.	1/31/98	at Florida	0-2	27	John Vanbiesbrouck
35.	3/11/98	vs. Edmonton	0-2	20	Curtis Joseph
36.	4/1/98	at NY Islanders	0-4	25	Wade Flaherty
37.	4/6/98	vs. NY Islanders	0-3	26	Wade Flaherty
38.	4/18/98	at NY Islanders	0-4	25	Wade Flaherty
1998-99					
39.	10/14/98	vs. NY Islanders	0-2	22	Tommy Salo
40.	12/23/98	at Buffalo	0-2	38	Dominik Hasek
41.	2/2/99	vs. Toronto	0-3	23	Curtis Joseph
42.	3/13/99	at Florida	0-1	24	Sean Burke
43.	3/17/99	vs. Pittsburgh	0-2	16	Jean-Sebastian Aubin
44.	3/24/99	vs. Nashville	0-3	27	Mike Dunham
45.	4/1/99	at St. Louis	0-3	27	Grant Fuhr
1999-00					
46.	10/9/99	at New Jersey	0-1	14	Martin Brodeur
47.	12/18/99	at Philadelphia	0-4	29	Brian Boucher
48.	1/22/00	at NY Islanders	0-2	28	Kevin Weekes
49.	2/8/00	vs. San Jose	0-8	23	Steve Shields

50.	3/21/00	at Boston	0-4	16	Robbie Tallas (40 min., W), John Grahame (20 min.)
2000-01					
51.	10/27/00	vs. Ottawa	0-6	24	Jani Hurme
52.	12/8/00	vs. Colorado	0-2	24	David Aebischer
53.	1/12/01	vs. Philadelphia	0-3	21	Roman Cechmanek
54.	1/20/01	at Ottawa	0-3	18	Jani Hurme
55.	2/24/01	at Philadelphia	0-0	36	Roman Cechmanek
56.	3/4/01	at New Jersey	0-6	15	Martin Brodeur
57.	3/22/01	vs. Atlanta	0-2	29	Milan Hnilicka
2001-02					
58.	10/7/01	vs. Florida	0-5	28	Roberto Luongo
59.	11/6/01	at NY Islanders	0-3	29	Chris Osgood
60.	12/1/01	at Philadelphia	0-2	15	Roman Cechmanek
61.	12/2/01	at NY Rangers	0-1	20	Mike Richter
62.	1/2/02	at Minnesota	0-2	36	Dwayne Roloson
63.	1/4/02	at Chicago	0-2	17	Jocelyn Thibault
2002-03					
64.	12/23/02	at Washington	0-3	40	Olaf Kolzig
65.	1/14/03	at Ottawa	0-7	17	Patrick Lalime
2003-04					
66.	11/6/03	vs. Los Angeles	0-1	30	Roman Cechmanek
67.	11/11/03	at Florida	0-4	26	Roberto Luongo
68.	11/23/03	at Carolina	0-0	21	Kevin Weekes
69.	11/25/03	vs. NY Rangers	0-2	36	Jussi Markkanen
70.	12/16/03	at Toronto	0-3	21	Ed Belfour
71.	12/29/03	vs. Anaheim	0-2	31	J.S. Giguere
72.	1/2/04	vs. Columbus	0-2	37	Marc Denis
73.	3/21/04	at NY Islanders	0-3	29	Rick DiPietro
2004-05					
			Did Not Play		
2005-06					
74.	10/7/05	at Florida	0-2	27	Roberto Luongo
75.	3/6/06	vs. Ottawa	0-4	31	Ray Emery
2006-07					
76.	10/9/06	vs. Atlanta	0-1	34	Kari Lehtonen
77.	1/26/07	vs. New Jersey	0-2	28	Martin Brodeur
78.	2/9/07	at NY Rangers	0-5	29	Henrik Lundqvist
2007-08					
79.	11/1/07	at NY Islanders	0-4	28	Rick DiPietro
80.	1/15/08	vs. Colorado	0-3	32	Jose Theodore
81.	2/21/08	at NY Islanders	0-1	32	Rick DiPietro
82.	3/4/08	vs. Pittsburgh	0-2	35	Marc-Andre Fleury
83.	3/31/08	vs. Atlanta	0-2	36	Kari Lehtonen
2008-09					
84.	10/18/08	vs. Minnesota	0-1 (SO)	32	Niklas Backstrom
85.	10/25/08	vs. San Jose	0-3	22	Brian Boucher
86.	11/12/08	at Florida	0-4	24	Craig Anderson
87.	12/13/08	at Ottawa	0-2	24	Martin Gerber
88.	3/29/09	vs. Ottawa	0-3	20	Brian Elliott

ALL-TIME PENALTY SHOTS FOR

	Date	Opponent	Score	Player	Goaltender	Result
1992-93						
1.	10/22/92	vs. Toronto	L, 2-5	Brian Bradley	Felix Potvin	Failed
2.	12/15/92	at Los Angeles	W, 3-2	Mikael Andersson	Robb Stauber	Goal
3.	2/25/93	vs. Chicago	L, 1-5	Steve Maltais	Ed Belfour	Failed
1995-96						
4.	4/3/96	vs. Hartford	W, 4-2	Brian Bradley	Sean Burke	Failed
1996-97						
5.	1/11/97	vs. NY Islanders	T, 4-4	Rob Zamuner	Tommy Salo	Goal
1997-98						
6.	10/9/97	at Chicago	W, 4-1	Rob Zamuner	Chris Terreri	Failed
7.	12/3/97	vs. Phoenix	W, 2-1	Dino Ciccarelli	Nikolai Khabibulin	Failed
1998-99						
8.	11/24/98	vs. Boston	L, 1-4	Daymond Langkow	Rob Tallas	Failed

1999-00						
9.	10/15/99	vs. Anaheim	L, 2-3	Stan Drulia	Guy Hebert	Failed
10.	1/7/00	at Edmonton	L, 1-5	Mike Sillinger	Tommy Salo	Failed
11.	1/13/00	vs. NY Islanders	W, 4-2	Dan Kesa	Roberto Luongo	Failed
2000-01						
12.	2/1/01	vs. Buffalo	W, 4-2	Mike Johnson	Martin Biron	Failed
2001-02						
13.	10/30/01	at Toronto	L, 2-3	Vincent Lecavalier	Curtis Joseph	Failed
14.	1/12/02	vs. Ottawa	L, 1-2	Martin St. Louis	Jani Hurme	Failed
15.	2/26/02	vs. Detroit	L, 3-4	Dan Boyle	Dominik Hasek	Failed
2002-03						
16.	2/19/03	vs. Atlanta	W, 2-0	Vincent Lecavalier	Milan Hnilicka	Failed
17.	3/24/03	at San Jose	W, 4-1	Martin St. Louis	Evgeni Nabokov	Failed
2003-04						
18.	1/27/04	at Pittsburgh	W, 6-2	Dan Boyle	Marc-Andre Fleury	Failed
19.	4/3/04	vs. Atlanta	L, 1-2	Vincent Lecavalier	Kari Lehtonen	Failed
2004-05						
			Did Not Play			
2005-06						
20.	10/20/05	at Atlanta	W, 6-0	Ruslan Fedotenko	Michael Garnett	Failed
21.	1/2/06	at NY Islanders	W, 2-1	Vincent Lecavalier	Garth Snow	Goal
2006-07						
22.	11/11/06	vs. Atlanta	W, 5-3	Martin St. Louis	Kari Lehtonen	Failed
23.	11/22/06	at Florida	W, 6-4	Vincent Lecavalier	Alex Auld	Failed
2007-08						
24.	10/29/07	at NY Rangers	L, 1-3	Vincent Lecavalier	Henrik Lundqvist	Goal
25.	11/8/07	at Carolina	W, 5-1	Vincent Lecavalier	Cam Ward	Failed
26.	3/9/08	at Columbus	L, 3-5	Vincent Lecavalier	Pascal Leclaire	Goal
2008-09						
27.	11/23/08	vs. New Jersey	L, 3-7	Ryan Malone	Scott Clemmensen	Goal
28.	12/2/08	at Philadelphia	OTL, 3-4	Ryan Malone	Martin Biron	Failed
29.	1/1/09	at Washington	L, 4-7	Adam Hall	Brent Johnson	Failed
30.	1/15/09	vs. Philadelphia	W, 4-1	Vincent Lecavalier	Martin Biron	Goal
31.	1/27/09	vs. Montreal	W, 5-3	Mark Recchi	Carey Price	Failed
32.	1/30/09	vs. Philadelphia	L, 1-6	Martin St. Louis	Antero Niittymaki	Failed
33.	2/10/09	vs. Atlanta	L, 3-1	Steven Stamkos	Kari Lehtonen	Failed

ALL-TIME PENALTY SHOTS AGAINST

	Date	Opponent	Score	Player	Goaltender	Result
1992-93						
1.	11/7/92	at NY Islanders	W, 6-5	Pierre Turgeon	Pat Jablonski	Goal
2.	12/31/92	at Chicago	L, 0-5	Bryan Marchment	Pat Jablonski	Failed
3.	3/9/93	vs. Winnipeg	L, 2-4	Teemu Selanne	Wendell Young	Goal
1995-96						
4.	1/3/96	at Edmonton	W, 5-0	Doug Weight	Daren Puppa	Failed
5.	1/13/96	vs. Ottawa	W, 4-1	Radek Bonk	Daren Puppa	Failed
1997-98						
6.	10/24/97	at NY Rangers	L, 3-4	Mike Keane	Corey Schwab	Goal
7.	12/17/97	vs. Boston	W, 2-0	Steve Heinze	Corey Schwab	Failed
8.	1/14/98	vs. NY Islanders	L, 1-7	Robert Reichel	Zac Bierk	Goal
9.	1/31/98	at Florida	L, 0-2	Tom Fitzgerald	Mark Fitzpatrick	Failed
1998-99						
10.	1/10/99	at NY Rangers	L, 2-5	John MacLean	Bill Ranford	Goal
1999-00						
11.	12/2/99	at Phoenix	L, 1-3	Jeremy Roenick	Dan Cloutier	Goal
2000-01						
12.	1/4/01	at Ottawa	L, 3-8	Marian Hossa	Dan Cloutier	Failed
13.	1/20/01	at Ottawa	L, 0-3	Daniel Alfredsson	Dan Cloutier	Failed
14.	3/29/01	vs. Montreal	L, 2-6	Martin Rucinsky	Kevin Weekes	Goal
2001-02						
15.	11/10/01	vs. Pittsburgh	W, 3-2	Wayne Primeau	Nikolai Khabibulin	Goal
16.	3/22/02	vs. Montreal	T, 3-3	Richard Zednik	Nikolai Khabibulin	Failed
2002-03						
17.	1/22/03	vs. Montreal	T, 2-2	Saku Koivu	Nikolai Khabibulin	Failed
2003-04						
18.	1/19/04	vs. Colorado	OTL, 4-5	Milan Hejduk	Nikolai Khabibulin	Goal
19.	1/27/04	at Pittsburgh	W, 6-2	Brian Holzinger	John Grahame	Failed

2004-05						
			Did Not Play			
2005-06						
20.	11/20/06	at Carolina	W, 5-2	Justin Williams	John Grahame	Goal
21.	11/23/05	at Washington	W, 4-3	Matt Pettinger	John Grahame	Goal
22.	11/25/05	vs. New Jersey	L, 2-8	Brian Gionta	Sean Burke	Failed
23.	1/17/06	at Los Angeles	W, 4-1	Sean Avery	John Grahame	Failed
24.	2/9/06	vs. Carolina	W, 5-3	Erik Cole	John Grahame	Failed
2006-07						
25.	3/3/07	at Florida	L, 2-6	Ville Peltonen	Marc Denis	Goal
2007-08						
26.	12/29/07	vs. Philadelphia	L, 2-4	Joffrey Lupul	Karri Ramo	Goal
27.	3/4/08	vs. Pittsburgh	L, 0-2	Petr Sykora	Mike Smith	Failed
2008-09						
28.	12/8/08	at Boston	L, 3-5	P.J. Axelsson	Mike Smith	Failed
29.	4/3/09	at New Jersey	OTL, 4-5	Brendan Shanahan	Karri Ramo	Goal

ALL-TIME ATTENDANCE

HOME ATTENDANCE

Season	Arena	Cap	Gms	Total Att	% Cap	High	Low	Average
2008-09	^Times Forum	19,758	41	676,409	83.5	20,544	13,490	16,498
2007-08	Times Forum	19,758	41	766,412	4.6	20,926	16,110	18,693
2006-07	Times Forum	19,758	41	814,944	100.6	21,404	17,704	19,877
2005-06	Times Forum	19,758	41	840,887	103.8	22,120	19,802	20,509
2004-05				Did Not Play				
2003-04	Times Forum	19,758	41	730,634	90.2	20,762	12,784	17,820
2002-03	Times Forum	19,758	41	678,354	83.7	20,819	12,022	16,545
2001-02	Times Forum	19,758	41	644,610	79.6	20,914	11,421	15,722
2000-01	Times Forum	19,758	41	611,173	75.4	20,835	10,656	14,907
1999-20	Times Forum	19,758	41	557,618	68.8	19,758	8,323	13,600
1998-99	Times Forum	19,758	41	471,518	58.2	20,184	7,715	11,500
1997-98	Times Forum	19,758	41	568,539	70.2	17,808	10,137	13,867
1996-97	Times Forum	19,758	41	713,891	88.1	20,543	13,925	17,412
1995-96	ThunderDome	26,000	41	774,569	72.7	26,415	13,488	18,892
1994-95	ThunderDome	26,000	24	478,419	76.7	26,387	14,926	19,934
1993-94	*ThunderDome	26,000	41	805,874	75.6	27,227	8,809#	19,655
1992-93	Expo Hall	10,425	41	410,540	96.0	10,425	8,062	10,013
Totals		12,904,361	639	10,544,391	81.7	-	-	16,501

* - Five home games played at Orlando Arena # - Game played at Orlando Arena ^ - Includes one game played in Prague, Czech Republic

TEN LOWEST HOME ATTENDANCES

No.	Date	Site	Opponent	Attend
1.	October 18, 1998	Times Forum	Washington	7,715
2.	March 2, 1999	Times Forum	Washington	8,035
3.	November 17, 1992	Expo Hall	Winnipeg	8,062
4.	October 25, 1998	Times Forum	Vancouver	8,315
5.	January 17, 2000	Times Forum	Washington	8,323
6.	November 3, 1992	Expo Hall	St. Louis	8,452
7.	October 30, 1992	Expo Hall	San Jose	8,706
8.	October 23, 1998	Times Forum	Los Angeles	8,708
9.	February 11, 1992	Expo Hall	Minnesota	8,748
10.	February 22, 1999	Times Forum	New Jersey	8,802

TEN LOWEST ST. PETE TIMES FORUM ATTENDANCES

No.	Date	Opponent	Attend
1.	October 18, 1998	Washington	7,715
2.	March 2, 1999	Washington	8,035
3.	October 25, 1998	Vancouver	8,315
4.	January 17, 2000	Washington	8,323
5.	October 23, 1998	Los Angeles	8,708
6.	February 22, 1999	New Jersey	8,802
7.	October 21, 1998	Pittsburgh	9,073
8.	February 2, 1999	Toronto	9,097
9.	January 26, 1999	Montreal	9,108
10.	February 10, 1999	St. Louis	9,347

TEN HIGHEST ST. PETE TIMES FORUM ATTENDANCES

No.	Date	Opponent	Attend
1.	October 5, 2005	Carolina	*22,120
2.	December 28, 2005	Montreal	*21,934
3.	November 25, 2005	New Jersey	*21,812
4.	December 30, 2005	Boston	*21,524
5.	January 26, 2007	New Jersey	*21,404
6.	February 3, 2007	NY Rangers	*21,354
7.	March 25, 2006	NY Rangers	*21,319
8.	March 16, 2007	Buffalo	*21,264
9.	October 7, 2006	Boston	*21,234
10.	February 4, 2006	Washington	*21,219

*- Indicates sellout, 19,758.

ALL-TIME HOME GAMES AT ORLANDO ARENA

Date	Opponent	Result	Attend
December 14, 1993	Montreal	T, 1-1	9,433
December 26, 1993	Florida	L, 1-3	10,964
January 2, 1994	Anaheim	L, 1-4	10,871
January 24, 1994	Buffalo	W, 4-0	10,261
March 20, 1994	Washington	L, 0-3	8,809

ALL-TIME NEUTRAL SITE GAMES

Date	Site	Opponent	Result	Attendance
December 9, 1992	Miami Arena (Miami, Florida)	NY Rangers	L, 5-6	12,842
February 20, 1993	Halifax Metro Center (Halifax, Nova Scotia)	Quebec	L, 2-5	9,584
January 4, 1994	Copps Coliseum (Hamilton, Ontario)	Toronto	W, 1-0	17,526
January 17, 1994	Target Center (Minneapolis, Minnesota)	Detroit	L, 3-6	8,764

GREATEST MARGIN OF VICTORY

Margin	Date	Opponent	Score
9	11/8/03	vs. Pittsburgh	9-0
8	12/7/06	vs. Atlanta	8-0
6	1/28/06	at Philadelphia	6-0
	10/20/05	at Atlanta	6-0
	3/3/01	at NY Islanders	6-0
	11/22/00	vs. Atlanta	8-2

GREATEST MARGIN OF DEFEAT

Margin	Date	Opponent	Score
10	1/2/96	at Calgary	10-0
	11/1/95	at Pittsburgh	10-0
9	2/3/99	at Washington	10-1
8	2/8/00	vs. San Jose	8-0
	11/10/98	vs. NY Rangers	10-2
	4/8/93	vs. Detroit	9-1

BEST AND WORST RECORD

Game	Pts	Record	Year(s)	Pts	Record	Year(s)
1	2	1-0-0	1992-93, 1996-97, 1997-98, 1999-2000, 2002-03, 2003-04, 2005-06, 2006-07 2007-08	0	0-1-0	1993-94, 1994-95, 1998-99, 2001-02, 2008-09
2	4	2-0-0	2002-03, 2003-04, 2007-08	0	0-2-0	1993-94, 1994-95, 2001-02, 2008-09
3	6	3-0-0	2002-03, 2003-04, 2007-08	0	0-3-0	1993-94, 2001-02
4	8	4-0-0	2003-04	1	0-3-1	1998-99
5	10	5-0-0	2003-04	1	0-4-1	1998-99
6	12	6-0-0	2003-04	3	1-4-1	1998-99, 2000-01
7	13	6-0-1	2003-04	5	2-4-1	1993-94, 1997-98, 1998-99, 2000-01
					1-3-3	2008-09
8	15	7-0-1	2003-04	5	2-5-1	1997-98, 2000-01
9	15	7-1-1	2003-04	5	2-6-1	1997-98, 2000-01
10	16	7-1-2	2002-03	6	2-6-2	1997-98
		7-1-1-1	2003-04		2-6-1-1	2000-01
11	18	8-1-1-1	2003-04	6	2-7-2	1997-98
					2-7-1-1	2000-01
12	19	8-1-2-1	2003-04	6	2-8-2	1997-98
13	19	8-2-2-1	2003-04	6	2-9-2	1997-98
14	21	9-2-2-1	2003-04	6	2-10-2	1997-98
15	23	10-2-2-1	2003-04	6	2-11-2	1997-98
16	25	11-2-2-1	2003-04	6	2-12-2	1997-98
17	26	11-2-3-1	2003-04	6	2-13-2	1997-98
18	26	11-3-3-1	2003-04	6	2-14-2	1997-98
19	27	11-3-4-1	2003-04	6	2-15-2	1997-98
20	27	11-4-4-1	2003-04	6	2-16-2	1997-98
21	27	12-6-2-1	2002-03	8	3-16-2	1997-98
		11-5-4-1	2003-04			
22	28	12-6-3-1	2002-03	10	4-16-2	1997-98
23	29	12-6-4-1	2003-04	11	4-16-3	1997-98
24	31	13-6-4-1	2003-04	11	4-17-3	1997-98
25	31	13-7-4-1	2003-04	12	4-17-4	1997-98
26	31	13-8-4-1	2003-04	14	5-17-4	1997-98
27	32	13-8-3-3	2002-03	14	5-18-4	1997-98
28	33	15-10-3	2005-06	14	5-19-4	1997-98
29	35	16-10-3	2005-06	14	5-20-4	1997-98
30	37	17-10-3	2005-06	16	6-20-4	1997-98
31	37	17-11-3	2005-06	16	6-21-4	1997-98
32	39	18-11-3	2005-06	17	6-21-5	1997-98
33	39	18-11-3	2005-06	19	7-21-5	1997-98
					8-22-3	1998-99
34	39	18-11-3	2005-06	19	8-23-3	1998-99
35	39	18-14-3	2005-06	21	7-21-7	1997-98
					9-23-3	1998-99

36	40	16-12-5-3	2002-03
37	42	17-12-5-3	2002-03
38	42	17-13-5-3	2002-03
39	42	17-14-5-3	2002-03
40	43	18-15-6-1	2003-04
		20-17-3	2005-06
41	45	19-15-6-1	2003-04
		21-17-3	2005-06
42	47	20-15-6-1	2003-04
43	49	21-15-6-1	2003-04
44	49	21-16-6-1	2003-04
45	50	21-16-6-2	2003-04
46	51	21-16-6-3	2003-04
47	53	22-16-6-3	2003-04
48	55	23-16-6-3	2003-04
49	57	24-16-6-3	2003-04
50	59	25-16-6-3	2003-04
51	61	26-16-6-3	2003-04
52	63	27-16-6-3	2003-04
53	63	27-17-6-3	2003-04
54	65	28-17-6-3	2003-04
55	66	28-17-7-3	2003-04
56	68	29-17-7-3	2003-04
57	70	30-17-7-3	2003-04
58	72	31-17-7-3	2003-04
59	73	31-17-7-4	2003-04
60	74	31-17-7-5	2003-04
61	76	32-17-7-5	2003-04
62	78	33-17-7-5	2003-04
63	80	34-17-7-5	2003-04
64	82	35-17-7-5	2003-04
65	84	36-17-7-5	2003-04
66	86	37-17-7-5	2003-04
67	88	38-17-7-5	2003-04
68	90	39-17-7-5	2003-04
69	91	39-17-8-5	2003-04
70	93	40-17-8-5	2003-04
71	95	41-17-8-5	2003-04
72	95	41-18-8-5	2003-04
73	95	41-19-8-5	2003-04
74	97	42-19-8-5	2003-04
75	97	42-20-8-5	2003-04
76	97	42-21-8-5	2003-04
77	99	43-21-8-5	2003-04

21	7-22-7	1997-98
	9-24-3	1998-99
21	7-23-7	1997-98
	9-25-3	1998-99
21	9-26-3	1998-99
21	9-27-3	1998-99
21	9-28-3	1998-99
21	9-29-3	1998-99
21	9-30-3	1998-99
22	9-30-4	1998-99
24	10-30-4	1998-99
26	9-28-8	1997-98
	11-30-4	1998-99
26	9-29-8	1997-98
	11-31-4	1998-99
26	9-30-8	1997-98
	11-32-4	1998-99
26	9-31-8	1997-98
	11-33-4	1998-99
26	9-32-8	1997-98
	11-34-4	1998-99
26	9-33-8	1997-98
	11-35-4	1998-99
26	9-34-8	1997-98
	11-36-4	1998-99
26	9-35-8	1997-98
	11-37-4	1998-99
26	9-36-8	1997-98
	11-38-4	1998-99
27	9-36-9	1997-98
	11-38-5	1998-99
27	9-37-9	1997-98
	11-39-5	1998-99
29	10-37-9	1997-98
	12-39-5	1998-98
	12-40-5	1998-99
29	12-41-5	1998-99
31	13-41-5	1998-99
31	13-42-5	1998-99
33	12-40-9	1997-98
	14-42-5	1998-99
33	12-41-9	1997-98
35	13-41-9	1997-98
	15-43-5	1998-99
35	13-42-9	1997-98
	15-44-5	1998-99
37	14-42-9	1997-98
	16-44-5	1998-99
37	14-43-9	1997-98
	16-45-5	1998-99
37	16-46-5	1998-99
37	16-47-5	1998-99
39	17-47-5	1998-99
39	17-48-5	1998-99
39	17-49-5	1998-99
40	17-49-6	1998-99
40	17-50-6	1998-99
40	17-51-6	1998-99
42	18-51-6	1998-99
43	17-50-9	1997-98
	18-51-7	1998-99
43	17-51-9	1997-98

78	101	44-21-8-5	2003-04	43	17-52-9	1997-98
79	103	45-21-8-5	2003-04	43	17-53-9	1997-98
80	104	45-21-8-6	2003-04	43	17-54-9	1997-98
81	106	46-21-8-6	2003-04	43	17-55-9	1997-98
82	106	46-22-8-6	2003-04	44	17-55-10	1997-98
83	69	29-43-11	1993-94	53	23-53-7	1992-93
84	71	30-43-11	1993-94	53	23-54-7	1992-93

SEASON OPENERS

OPENING GAMES

Season	Opener	Home Opener	Road Opener
2008-09	**Lightning 1 vs. NY Rangers 2***	**Lightning 1 vs. NY Rangers 2***	**Lightning 1 at NY Rangers 2***
2007-08	**Lightning 3 vs. New Jersey 1**	**Lightning 3 vs. New Jersey 1**	**Lightning 4 at Florida 6**
2006-07	**Lightning 3 at Atlanta 2 (SO)**	**Lightning 2 vs. Boston 3**	**Lightning 3 at Atlanta 2 (SO)**
2005-06	**Lightning 5 vs. Carolina 2**	**Lightning 5 vs. Carolina 2**	**Lightning 0 at Florida 2**
2004-05	**Did Not Play**		
2003-04	**Lightning 5 vs. Boston 1**	**Lightning 5 vs. Boston 1**	**Lightning 3 at New Jersey 2**
2002-03	**Lightning 4 at Florida 3**	**Lightning 5 vs. Carolina 1**	**Lightning 4 at Florida 3**
2001-02	**Lightning 2 vs. NY Islanders 3**	**Lightning 2 vs. NY Islanders 3**	**Lightning 3 at San Jose 4**
2000-01	**Lightning 3 vs. NY Islanders 3 (OT)**	**Lightning 3 vs. NY Islanders 3 (OT)**	**Lightning 2 at Pittsburgh 3**
1999-00	**Lightning 4 vs. NY Islanders 2**	**Lightning 4 vs. NY Islanders 2**	**Lightning 0 at New Jersey 1**
1998-99	**Lightning 1 at Florida 4**	**Lightning 0 vs. NY Islanders 2**	**Lightning 1 at Florida 4**
1997-98	**Lightning 4 vs. Carolina 2**	**Lightning 4 vs. Carolina 2**	**Lightning 4 at Chicago 1**
1996-97	**Lightning 4 at Pittsburgh 3 (OT)**	**Lightning 5 vs. NY Rangers 2**	**Lightning 4 at Pittsburgh 3 (OT)**
1995-96	**Lightning 3 vs. Calgary 3 (OT)**	**Lightning 3 vs. Calgary 3 (OT)**	**Lightning 0 at Washington 2**
1994-95	**Lightning 3 vs. Pittsburgh 5**	**Lightning 3 vs. Pittsburgh 5**	**Lightning 2 at Florida 4**
1993-94	**Lightning 1 at New Jersey 2**	**Lightning 0 vs. Florida 2**	**Lightning 1 at New Jersey 2**
1992-93	**Lightning 7 vs. Chicago 3**	**Lightning 7 vs. Chicago 3**	**Lightning 1 at Minnesota 2**

Totals	GP	W	L	T	OTL	GP	W	L	T	OTL	GP	W	L	T	OTL
	16	**9**	**5**	**2**	**0**	**16**	**8**	**6**	**2**	**0**	**16**	**5**	**11**	**0**	**0**

* played at O2 Arena in Prague, Czech Republic

SEASON OPENER LINEUPS

2008-09

October 4, 2008 Lightning 1 vs. NY Rangers 2 O2 Arena (Prague, Czech Rep.) – Atten. 17,085

4 Lecavalier, 5 Carle, 8 Recchi, 10 Roberts, 12 Malone, 14 Meszaros, 17 Vrbata, 18 Hall, 20 Prospal, 23 Heward, 26 St. Louis, 29 Niskala, 36 Jokinen, 55 O'Brien, 56 Mihalik, 76 Artyukhin, 77 Gratton, 91 Stamkos, 37 Kolzig, 41 Smith

2007-08

October 4, 2007 Lightning 3 vs. New Jersey 1 St. Pete Times Forum – Atten. 19,454

4 Lecavalier, 7 Ouellet, 16 Ward, 17 Hlavac, 19 Richards, 20 Prospal, 21 Darche, 26 St. Louis, 29 MacDonald, 32 Smaby, 36 Roy, 37 Lukowich, 39 Lundin, 54 Ranger, 55 O'Brien, 71 Kuba, 74 Tarnasky, 77 Gratton, 30 Denis, 40 Holmqvist

2006-07

October 5, 2006 Lightning 3 at Atlanta 2 (SO) Philips Arena – Atten. 17,629

3 Janik, 4 Lecavalier, 7 Richardson, 9 Perrin, 15 Alexeev, 17 Fedotenko, 19 Richards, 20 Prospal, 21 Sarich, 22 Boyle, 24 Karlsson, 26 St. Louis, 27 Taylor, 29 Afanasenkov, 34 Craig, 44 Pratt, 54 Ranger, 71 Kuba, 30 Denis, 40 Holmqvist

2005-06

October 5, 2005 Lightning 5 vs. Carolina 2 St. Pete Times Forum – Atten. 22,120

2 Helbling, 4 Lecavalier, 5 Sydor, 8 Cibak, 11 Dingman, 13 Kubina, 17 Fedotenko, 18 DiMaio, 19 Richards, 20 Prospal, 21 Sarich, 22 Boyle, 25 Andreychuk, 26 St. Louis, 27 Tayor, 29 Afanasenkov, 33 Modin, 44 Pratt, 47 Grahame, 1 Burke

2004-05

Did Not Play

2003-04

October 10, 2003 Lightning 5 vs. Boston 1 St. Pete Times Forum – Atten. 20,454

4 Lecavalier, 5 Cullimore, 7 Clymer, 8 Cibak, 11 Dingman, 13 Kubina, 17 Fedotenko, 19 Richards, 21 Sarich, 22 Boyle, 25 Andreychuk, 26 St. Louis, 27 Taylor, 29 Afanasenkov, 33 Modin, 35 Khabibulin, 37 Lukowich, 44 Pratt, 47 Grahame, 61 Stillman

2002-03
October 10, 2002 Lightning 4 at Florida 3 Office Depot Center - Atten. 18,013
2 Neckar, 4 Lecavalier, 5 Cullimore, 7 Clymer, 11 Dingman, 13 Kubina, 16 Svitov, 17 Fedotenko, 18 Olvestad, 19 Richards, 20 Prospal, 21 Sarich, 22 Boyle, 25 Andreychuk, 26 St. Louis, 27 Taylor, 28 Keefe, 30 Hodson, 35 Khabibulin, 37 Lukowich

2001-02
October 5, 2001 Lightning 2 vs. NY Islanders 3 St. Pete Times Forum - Atten. 20,174
2 Neckar, 5 Cullimore, 7 Clymer, 9 Holzinger, 11 Kudroc, 13 Kubina, 14 Metropolit, 16 Ylonen, 19 Richards, 20 Prospal, 21 Sarich, 25 Andreychuk, 26 St. Louis, 27 Taylor, 30 Zyuzin, 33 Modin, 36 Barnaby, 41 Olvestad, 35 Khabibulin, 80 Weekes

2000-01
October 6, 2000 Lightning 3 vs. NY Islanders 3 (OT) St. Pete Times Forum - Atten. 20,686
2 Mara, 4 Lecavalier, 6 Muir, 8 Warriner, 9 Holzinger, 10 M. Johnson, 13 Kubina, 17 R. Johnson, 19 Richards, 20 Drulia, 21 Sarich, 22 Primeau, 23 Svoboda, 26 St. Louis, 27 Martins, 30 Zyuzin, 33 Modin, 36 Kharitonov, 39 Cloutier, 80 Weekes

1999-00
October 2, 1999 Lightning 4 vs. NY Islanders 2 St. Pete Times Forum - Atten. 19,758
2 Houlder, 3 Gusev, 4 Lecavalier, 8 Nylander, 11 Burr, 13 Kubina, 16 Tucker, 17 Guolla, 20 Drulia, 21 Johansson, 23 Svoboda, 25 Kesa, 26 Sillinger, 30 Zyuzin, 33 Modin, 44 Richer, 56 Herbers, 77 Gratton, 39 Cloutier, 93 Puppa

1998-99
October 9, 1998 Lightning 1 at Florida 4 National Car Rental Center - Atten. 19,200
3 Kubina, 4 Cross, 5 Cullimore, 7 Zamuner, 8 Lecavalier, 10 McCarthy, 12 Cullen, 14 Dykhuis, 15 Ysebaert, 16 D. Tucker, 17 Clark, 20 Renberg, 21 Janney, 23 Sykora, 33 Hogue, 34 Andersson, 39 Ciccone, 44 Richer, 30 Ranford, 93 Puppa

1997-98
October 1, 1997 Lightning 4 vs. Carolina 2 St. Pete Times Forum - Attn. 17,808
4 Cross, 5 Ulanov, 6 Norton, 7 Zamuner, 8 Huscroft, 9 Toms, 14 Dykhuis, 15 Ysebaert, 19 Bradley, 20 Renberg, 21 Vukota, 22 Ciccarelli, 24 Wiemer, 28 Poulin, 29 Selivanov, 34 Andersson, 44 Hamrlik, 79 Vujtek, 32 Schwab, 93 Puppa

1996-97
October 5, 1996 Lightning 4 at Pittsburgh 3 (OT) Civic Arena - Attn. 17,204
2 Houlder, 4 Cross, 7 Zamuner, 11 Burr, 12 Cullen, 19 Bradley, 20 Poeschek, 22 Ciccarelli, 23 Bellows, 24 Wiemer, 26 Wells, 27 Shaw, 28 Poulin, 29 Selivanov, 34 Andersson, 44 Hamrlik, 77 Gratton, 92 Gavey, 32 Schwab, 93 Puppa

1995-96
October 7, 1995 Lightning 3 vs. Calgary 3 ThunderDome - Attn. 22,735
3 Charron, 4 Cross, 11 Burr, 12 Cullen, 14 J. Tucker, 15 Ysebaert, 18 Langkow, 19 Bradley, 20 Poeschek, 22 Gavey 23, Bellows, 28 Finn, 29 Selivanov, 34 Andersson, 39 Ciccone, 44 Hamrlik, 77 Gratton, 85 Klima, 30 Bergeron, 93 Puppa

1994-95
January 20, 1995 Lightning 3 vs. Pittsburgh 5 ThunderDome - Atten. 26,387
3 Charron, 4 Cross, 7 Zamuner, 14 J. Tucker, 18 Savard, 19 Bradley, 20 Poeschek, 22 Chambers, 24 Cole, 25 Bergevin, 27 Cummins, 28 Bureau, 29 Selivanov, 34 Andersson, 39 Ciccone, 44 Hamrlik, 77 Gratton, 85 Klima, 30 Bergeron, 93 Puppa

1993-94
October 6, 1993 Lightning 1 at New Jersey 2 Meadowlands Arena - Attn. 12,946
2 Beers, 6 Dufresne, 7 Zamuner, 9 Savard, 10 Creighton, 11 McDougall, 14 J. Tucker, 17 Gallant, 18 DiMaio, 20 Poeschek, 22 Chambers, 24 Cole, 25 Bergevin, 29 Reekie, 34 Andersson, 77 Gratton, 85 Klima, 35 Jablonski, 93 Puppa

1992-93
October 7, 1992 Lightning 7 vs. Chicago 3 Expo Hall - Attn. 10,425
3 Crossman, 5 Ramage, 7 Zamuner, 8 Hodge, 9 Semenov, 10 Creighton, 14 J. Tucker, 16 Kontos, 17 McRae, 18 DiMaio, 19, Bradley, 23 Hartman, 25 Bergevin, 27 Drulia, 29 Reekie, 32 Taglianetti, 34 Andersson, 44 Hamrlik, 1 Young, 35 Jablonski

BOLD - indicates starting goaltender

SEASON CLOSERS

CLOSING GAMES

Season	Closer	Home Closer	Road Closer
2008-09	**Lightning 2 at Atlanta 6**	**Lightning 2 vs. Washington 4**	**Lightning 2 at Atlanta 6**
2007-08	**Lightning 1 at Atlanta 4**	**Lightning 0 vs. Atlanta 2**	**Lightning 1 at Atlanta 4**
2006-07	**Lightning 2 at Atlanta 3 (SO)**	**Lightning 2 vs. Florida 7**	**Lightning 2 at Atlanta 3 (SO)**
2005-06	**Lightning 1 vs. Washington 4**	**Lightning 1 vs. Washington 4**	**Lightning 4 at Carolina 5 (SO)**
2004-05	**Did Not Play**		
2003-04	**Lightning 1 vs. Atlanta 2**	**Lightning 1 vs. Atlanta 2**	**Lightning 7 at Toronto 2**
2002-03	**Lightning 2 at Atlanta 6**	**Lightning 1 vs. Philadelphia 4**	**Lightning 2 at Atlanta 6**
2001-02	**Lightning 3 at Florida 2 (OT)**	**Lightning 1 vs. NY Islanders 3**	**Lightning 3 at Florida 2 (OT)**
2000-01	**Lightning 1 at Washington 2**	**Lightning 3 vs. NY Rangers 4 (OT)**	**Lightning 1 at Washington**
1999-00	**Lightning 2 at Ottawa 5**	**Lightning 5 vs. Boston 4**	**Lightning 2 at Florida 6**
1997-98	**Lightning 2 vs. Florida 2**	**Lightning 2 vs. Florida 2**	**Lightning 0 at NY Islanders 4**
1996-97	**Lightning 1 at Hartford 2**	**Lightning 4 vs. Pittsburgh 3**	**Lightning 1 at Hartford 2**
1995-96	**Lightning 1 vs. Philadelphia 3**	**Lightning 1 vs. Philadelphia 3**	**Lightning 3 at NY Rangers 2**
1994-95	**Lightning 3 vs. Ottawa 4**	**Lightning 3 vs. Ottawa 4**	**Lightning 1 at Quebec 4**
1993-94	**Lightning 5 vs. Quebec 2**	**Lightning 5 vs. Quebec 2**	**Lightning 4 at Hartford 6**
1992-93	**Lightning 5 at St. Louis 6**	**Lightning 2 vs. Chicago 4**	**Lightning 5 at St. Louis 6**

Totals	GP	W	L	T	OTL	GP	W	L	T	OTL	GP	W	L	T	OTL
	16	**2**	**12**	**1**	**1**	**16**	**3**	**10**	**1**	**2**	**16**	**3**	**11**	**0**	**2**

SEASON CLOSER LINEUPS

2008-09

April 11, 2008 Lightning 2 at Atlanta 6 Philips Arena – Attend. 17,122

6 Melichar, 7 Welch, 11 Halpern, 18 Hall, 20 Prospal, 24 Pettinger, 26 St. Louis, 27 Bochenski, 28 Konopka, 32 Smaby, 33 Koci, 38 Szczechura, 44 Karsums, 51 Quick, 55 Lashoff, 56 Mihalik, 76 Artyukhin, 91 Stamkos, 30 McKenna, 31 Ramo

2007-08

April 5, 2008 Lightning 1 at Atlanta 4 Philips Arena – Attend. 18,732

2 Picard, 3 Janik, 7 Ouellet, 10 Jokinen, 11 Halpern, 16 Ward, 21 Darche, 22 Boyle, 24 Karlsson, 26 St. Louis, 29 MacDonald, 32 Smaby, 37 Lukowich, 39 Lundin, 42 Lessard, 61 Stewart, 71 Kuba, 74 Tarnasky, 31 Ramo, 41 Smith

2006-07

April 7, 2007 Lightning 2 vs. Atlanta 3 (SO) Philips Arena – Atten. 18,756

4 Lecavalier, 9 Perrin, 16 Ward, 17 Fedotenko, 19 Richards, 20 Prospal, 21 Sarich, 22 Boyle, 26 St. Louis, 27 Taylor, 36 Roy, 44 Pratt, 49 Jones, 54 Ranger, 55 O'Brien, 61 Stewart, 71 Kuba, 74 Tarnasky, 31 Ramo, 40 Holmqvist

2005-06

April 18, 2006 Lightning 1 vs. Washington 4 St. Pete Times Forum – Atten. 20,154

2 Helbling, 4 Lecavalier, 5 Sydor, 8 Cibak, 11 Dingman, 17 Fedotenko, 18 DiMaio, 19 Richards, 21 Sarich, 22 Boyle, 26 St. Louis, 27 Taylor, 29 Afanasenkov, 33 Modin, 34 Craig, 44 Pratt, 54 Ranger, 76 Artyukhin, 47 Grahame, 1 Burke

2004-05

Did Not Play

2003-04

April 3, 2004 Lightning 1 vs. Atlanta 2 St. Pete Times Forum – Atten. 20,244

4 Lecavalier, 5 Cullimore, 8 Cibak, 9 Perrin, 11 Dingman, 13 Kubina, 17 Fedotenko, 19 Richards, 21 Sarich, 22 Boyle, 25 Andreychuk, 26 St. Louis, 27 Taylor, 33 Modin, 36 Roy, 37 Lukowich, 55 Sydor, 61 Stillman, 35 Khabibulin, 47 Grahame

2002-03

April 6, 2003 Lightning 2 at Atlanta 6 Philips Arena - Atten. 18,033

3 Bergevin, 4 Lecavalier, 5 Cullimore, 7 Clymer, 11 Dingman, 13 Kubina, 15 Alexeev, 16 Svitov, 17 Fedotenko, 18 Olvestad, 19 Richards, 20 Prospal, 21 Sarich, 23 Laukkanen, 26 St. Louis, 27 Taylor, 33 Modin, 35 Khabibulin, 44 Pratt, 47 Grahame

2001-02

April 14, 2002 Lightning 3 at Florida 2 (OT) National Car Rental Center - Atten. 18,219

2 Neckar, 4 Lecavalier, 5 Cullimore, 7 Clymer, 11 Dingman, 13 Kubina, 15 Alexeev, 19 Richards, 20 Prospal, 21 Sarich, 22 Boyle, 24 Willis, 25 Andreychuk, 28 Keefe, 33 Modin, 41 Olvestad, 44 Pratt, 46 Cibak, 31 Kochan, 35 Khabibulin

2000-01
April 8, 2001 Lightning 1 at Washington 2 MCI Center - Atten. 18,672
2 Neckar, 4 Lecavalier, 5 Cullimore, 6 Aucoin, 7 Clymer, 10 Emmons, 13 Kubina, 14 Kharitonov, 17 R. Johnson, 19 Richards, 21 Sarich, 26 St. Louis, 28 Ekman, 30 Zyuzin, 34 Dwyer, 36 Barnaby, 37 Afanasenkov, 73 Elich, 31 Flaherty, 35 Khabibulin

1999-00
April 9, 2000 Lightning 2 at Ottawa 5 Corel Center - Atten. 18,022
2 Mara, 5 Gardiner, 6 Muir, 7 Clymer, 8 Warriner, 9 Holzinger, 10 M. Johnson, 15 Svejkovsky, 17 R. Johnson, 19 Martins, 20 Drulia, 21 Sarich, 22 Primeau, 25 Hay, 28 Ekman, 33 Modin, 43 Freadrich, 46 Skopintsev, 35 Kochan, 39 Cloutier

1998-99
April 17, 1999 Lightning 2 at Florida 6 National Car Rental Center - Atten. 19,079
3 Gusev, 4 Cross, 5 Cullimore, 7 Zamuner, 8 Lecavalier, 11 Kelly, 13 Kubina, 14 Petrovicky, 16 Tucker, 21 Daigle, 22 Mara, 26 Sillinger, 27 Forbes, 44 Richer, 49 Wilkie, 55, Bannister, 64 Bonsignore, 77 Gratton, 32 Schwab, 35 Wilkinson

1997-98
April 18, 1998 Lightning 2 vs. Florida 2 St. Pete Times Forum - Attn. 14,261
3 Kubina, 4 Cross, 6 Wilkie, 7 Zamuner, 10 McCarthy, 14 Dykhuis, 15 Ysebaert, 16 Tucker, 17 Peterson, 18 Langkow, 20 Renberg, 21 Hull, 33 Racine, 34 Andersson, 36 DeBrusk, 39 Ciccone, 62 Nazarov, 64 Bonsignore, 1 Bierk, 30 Fitzpatrick

1996-97
April 13, 1997 Lightning 1 at Hartford 2 Hartford Civic Center - Attn. 14,660
2 Houlder, 4 Cross, 5 Ulanov, 6 Norton, 7 Zamuner, 8 Huscroft, 9 Toms, 11 Burr, 15 Ysebaert, 18 Langkow, 20 Poeschek, 22 Ciccarelli, 24 Wiemer, 28 Poulin, 29 Selivanov, 44 Hamrlik, 74 Myhres, 77 Gratton, 31 Tabaracci, 32 Schwab

1995-96
April 14, 1996 Lightning 1 vs. Philadelphia 3 ThunderDome - Attn. 23, 697
2 Houlder, 4 Cross, 5 Ulanov, 7 Zamuner, 11 Burr, 12 Cullen, 14 Tucker, 15 Ysebaert, 20 Poeschek, 22 Gavey, 23 Bellows, 27 Shaw, 28 Poulin, 29 Selivanov, 34 Andersson, 44 Hamrlik, 77 Gratton, 95 Petit, 1 Reese, 35 Wilkinson

1994-95
May 3, 1995 Lightning 3 vs. Ottawa 4 ThunderDome - Atten. 21,689
3 Charron, 4 Cross, 6 Plavsic,7 Zamuner, 9 Wiemer, 14 Tucker, 15 Ysebaert, 19 Bradley, 25 Bergevin, 27 Semak, 28 Bureau, 29 Selivanov, 33 Myhres, 34 Andersson, 39 Ciccone, 44 Hamrlik, 77 Gratton, 95 Klima, 30 Bergeron, 93 Puppa

1993-94
April 14, 1994 Lightning 5 vs. Quebec 2 ThunderDome - Attn. 21,094
7 Zamuner, 9 Savard, 10 Creighton, 14 Tucker, 15 Elynuik, 17 Gallant, 19 Bradley, 20 Poeschek, 22 Chambers, 23 Joseph, 24 Cole, 25 Bergevin, 28 Bureau, 34 Andersson, 39 Ciccone, 44 Hamrlik, 77 Gratton, 85 Klima, 1 Young, 93 Puppa

1992-93
April 15, 1993 Lightning 5 at St Louis 6 St. Louis Arena - Attn. 17,816
2 Beers, 7 Zamuner, 10 Creighton, 11 Kasper, 14 Tucker, 17 Lafreniere, 19 Bradley, 20 Gilhen, 21 Bergland, 22 Chambers, 24 Cole, 25 Bergevin, 26, Hervey, 27 Drulia, 34 Andersson, 37 Maltais, 40 LiPuma, 44 Hamrlik, 30 Bergeron, 35 Jablonski

BOLD - indicates starting goaltender.

ALL-TIME PRESEASON RESULTS

2008 (5-1-0)

Date	Opponent	Result	Site
September 20	Pittsburgh	W, 5-4 (SO)	Mellon Arena
September 22	Pittsburgh	L, 2-3	St. Pete Times Forum
September 23	NY Rangers	W, 3-2	St. Pete Times Forum
September 25	NY Rangers	W, 4-2	Madison Square Garden
September 28	Eisbaren Berlin	W, 4-1	O2 World Arena, Berlin, Germany
September 30	HC Slovan	W, 3-2 (SO)	Samsung Arena, Bratislava, Slovakia

2007 (2-2-1)

Date	Opponent	Result	Site
September 19	Dallas	W, 4-3 (OT)	St. Pete Times Forum
September 22	Washington	L, 1-2	St. Pete Times Forum
September 24	Detroit	W, 4-3	St. Pete Times Forum
September 27	Detroit	L, 2-3 (SO)	Detroit, Michigan
September 29	Dallas	L, 1-5	Dallas, Texas

2006 (2-1-3)

Date	Opponent	Result	Site
September 20	Washington	W, 3-2 (OT)	Washington, D.C.
September 22	Detroit	O, 4-5 (OT)	Detroit, Michigan
September 24	Dallas	W, 7-4	St. Pete Times Forum
September 26	Montreal	O, 3-4 (OT)	Montreal, Quebec
September 28	Detroit	L, 1-4	St. Pete Times Forum
September 30	Dallas	O, 3-4 (OT)	Dallas, Texas

2005 (2-4-1)

Date	Opponent	Result	Site
September 19	Detroit	W, 5-3	Detroit, Michigan
September 20	Montreal	L, 1-6	Montreal, Quebec
September 22	Carolina	L, 2-5	Raleigh, North Carolina
September 24	Florida	W, 5-0	St. Pete Times Forum
September 25	Buffalo	L, 2-3 (SO)	St. Pete Times Forum
September 30	Carolina	L, 2-5	St. Pete Times Forum
October 2	Florida	L, 0-4	Sunrise, Florida

2004

Did Not Play

2003 (4-3-1)

Date	Opponent	Result	Site
September 18	Atlanta	L, 2-1	Atlanta, Georgia
September 19	Atlanta	W, 4-1	St. Pete Times Forum
September 21	Carolina	W, 3-0	St. Pete Times Forum
September 25	Carolina	W, 4-2	Raleigh, North Carolina
September 28	Florida	W, 3-2	St. Pete Times Forum
September 30	Buffalo	T, 2-2	Kitchener, Ontario
October 2	Ottawa	L, 4-3	Ottawa, Ontario
October 4	Florida	L, 3-2	Sunrise, Florida

2002 (5-3-1)

Date	Opponent	Result	Site
September 20	Atlanta	W, 8-1	Atlanta, Georgia
September 21	Columbus	L, 2-1	St. Pete Times Forum
September 24	Carolina	T, 3-3	Ft. Myers, Florida
September 25	Carolina	L, 3-0	St. Pete Times Forum
September 27	Florida	W, 5-2	Sunrise, Florida
September 28	Florida	W, 5-2	St. Pete Times Forum
October 1	Atlanta	W, 6-0	St. Pete Times Forum
October 4	Ottawa	L, 5-1	Ottawa, Ontario
October 5	Toronto	W, 3-2 (OT)	Toronto, Ontario

2001 (2-1-2)

Date	Opponent	Result	Site
September 18	Ottawa	T, 4-4	Halifax, Nova Scotia
September 19	Columbus	W, 2-0	Syracuse, New York
September 22	Washington	W, 4-3 (OT)	Houston, Texas
September 28	Florida	L, 2-3	St. Pete Times Forum
September 29	Florida	T, 3-3	Sunrise, Florida

2000 (1-3-1)

Date	Opponent	Result	Site
September 16	Carolina	L, 4-5	Fort Myers, Florida
September 17	Carolina	W, 2-1	St. Pete Times Forum
September 19	Washington	T, 4-4	St. Pete Times Forum
September 21	Florida	L, 1-2	St. Pete Times Forum
September 26	Florida	L, 2-3	Fort Myers, Florida

1999 (5-4-0)

Date	Opponent	Result	Site
September 11	Carolina	L, 3-1	Fort Myers, Florida
September 12	Carolina	W, 2-1	St. Pete Times Forum
September 14	NY Islanders	L, 2-6	St. Pete Times Forum
September 17	Chicago	L, 3-6	Chicago, Illinois
September 18	Buffalo	W, 5-2	Cleveland, Ohio
September 19	Buffalo	L, 1-3	Erie, Pennsylvania
September 21	Florida	W, 4-2	Sunrise, Florida
September 22	NY Islanders	W, 4-2	Uniondale, New York
September 24	Florida	W, 3-2	St. Pete Times Forum

1998 (5-3-0)

Date	Opponent	Result	Site
September 15	VEU Feldkirch	W 4-1	Feldkirch, Austria
September 18	Buffalo	W 3-1	Innsbruck, Austria
September 20	Dallas	L 1-5	Lakeland, Florida
September 23	NY Islanders	W 4-3	Fayetteville, North Carolina
September 29	Carolina	W 5-3	St. Pete Times Forum
October 2	Florida	L 2-3	Jacksonville, Florida
October 3	Florida	W 5-4	St. Pete Times Forum
October 5	Dallas	L 2-7	Dallas, Texas

1997 (2-4-1)

Date	Opponent	Result	Site
September 16	Dallas	T, 5-5	Lakeland, Florida
September 17	Washington	L, 1-2	Lakeland, Florida
September 20	Washington	L, 3-8	Washington, DC
September 23	Florida	L, 2-3	Miami, Florida
September 24	Dallas	L, 2-4	Dallas, Texas
September 25	Florida	W, 7-2	St. Pete Times Forum
September 28	Detroit	W, 3-1	Detroit, Michigan

1996 (2-1-2)

Date	Opponent	Result	Site
September 16	Hartford	T, 2-2	Hartford, Connecticut
September 19	Florida	W, 3-1	Orlando, Florida
September 20	Florida	L, 2-5	Lakeland, Florida
September 28	Ottawa	W, 2-1	Ottawa, Ontario
September 29	Detroit	T, 3-3	Detroit, Michigan

1995 (3-3-2)

Date	Opponent	Result	Site
September 15	Atlanta (IHL)	L, 3-7	Lakeland, Florida
September 16	Atlanta (IHL)	W, 8-1	Atlanta, Georgia
September 19	NY Islanders	T, 2-2	Windsor, Ontario
September 22	NY Islanders	L, 4-5	Uniondale, New York
September 23	NY Islanders	W, 5-3	Lakeland, Florida

September 28	Florida	W, 5-2	Jacksonville, Florida
September 30	Hartford	T, 4-4	ThunderDome
October 4	Florida	L, 2-3	ThunderDome

1994 (5-2-1)

Date	Opponent	Result	Site
September 13	St. Louis	L, 1-7	Lakeland, Florida
September 16	Atlanta (IHL)	W, 5-3	Lakeland, Florida
September 17	Atlanta (IHL)	W, 4-1	Atlanta, Georgia
September 19	Washington	L, 1-2 (OT)	Tallahassee, Florida
September 23	St. Louis	T, 4-4	Peoria, Illinois
September 24	Buffalo	W, 7-3	Charleston, South Carolina
September 27	Florida	W, 2-0	Miami, Florida
September 28	Florida	W, 3-1	ThunderDome

1993 (4-3-2)

Date	Opponent	Result	Site
September 16	Florida	W, 4-3	Lakeland, Florida
September 17	St. Louis	T, 2-2	Lakeland, Florida
September 18	Florida	L, 1-5	Jacksonville, Florida
September 19	Florida	W, 4-2	Miami, Florida
September 21	St. Louis	W, 5-3	Peoria, Illinois
September 25	Florida	W, 3-0	Orlando, Florida
September 29	Dallas	T, 5-5	Orlando, Florida
October 1	Boston	L, 2-4	ThunderDome
October 2	Boston	L, 2-3 (OT)	Atlanta, Georgia

1992 (5-2-2)

Date	Opponent	Result	Site
September 18	Minnesota	T, 4-4	Expo Hall
September 19	Minnesota	W, 5-2	Lakeland, Florida
September 22	St. Louis	W, 6-3	St. Louis, Missouri
September 23	St. Louis	L, 4-6	Expo Hall
September 25	Ottawa	T, 3-3	Lakeland, Florida
September 27	Ottawa	W, 4-3	Ottawa, Ontario
September 29	Philadelphia	W, 5-3	Orlando, Florida
October 2	Boston	L, 2-3	Expo Hall
October 3	Boston	W, 5-2	Atlanta, Georgia

PERSONNEL HISTORY

OWNERS

OK Hockey	2008-09 - Present
Palace Sports & Entertainment, Inc.	1999-00 - 2007-08
Art Williams	1998-99
Kokusai Green, Ltd.	1992-93 - 1997-98

PRESIDENTS

Len Barrie	2008-09 - Present
Ron Campbell	1999-00 - 2007-08
Billy McGehee	1998-99
Chuck Hasegawa (interim)	1997-98
Steve Oto	1995-96 - 1997-98
Yoshio Nakamura	1992-93 - 1994-95

GENERAL MANAGERS

Brian Lawton	2008-09 - present
Jay Feaster	2001-02 - 2007-08
Rick Dudley	1999-00 - 2001-02
Jacques Demers	1998-99
Phil Esposito	1992-93 - 1998-99

HEAD COACHES

Rick Tocchet	2009-10
Rick Tocchet (interim)	2008-09
Barry Melrose	2008-09
John Tortorella	2000-01 - 2007-08
Steve Ludzik	1999-00 - 2000-01
Jacques Demers	1997-98 - 1998-99
Rick Paterson (interim)	1997-98
Terry Crisp	1992-93 - 1997-98

ASSISTANT COACHES

Wes Walz	2008-09 - present
Rick Wilson	2008-09
Mike Sullivan	2008-09
Rick Tocchet	2008-09
Mike Sullivan	2007-08
Jeff Reese	2000-01 - 2007-08
Craig Ramsay	2000-01 - 2006-07
John Tortorella	2000-01
John Torchetti	1999-00 - 2000-01
Brad Shaw	1999-00
John Cullen	1998-99 - 1999-00
Paulin Bordeleau	1998-99
Rick Paterson	1997-98 - 1998-99
Dave MacQueen	1996-97 - 1997-98
Chris Reichart	1995-96 - 1997-98
Danny Gare	1993-94
Wayne Cashman	1992-93 - 1995-96

CAPTAINS

Vincent Lecavalier	2008-09 - Present
Tim Taylor	2006-07 - 2007-08
Dave Andreychuk	2002-03 - 2005-06
Vincent Lecavalier	1999-00 - 2000-01
Chris Gratton	1999-00
Bill Houlder	1999-00
Rob Zamuner	1998-99
Mikael Renberg	1997-98
Paul Ysebaert	1995-96 - 1997-98
None	1992-93 - 1994-95

AWARDS & HONORS

HART TROPHY

Martin St. Louis	2003-04

ART ROSS TROPHY

Martin St. Louis	2003-04

CONN SMYTHE TROPHY

Brad Richards	2003-04

LADY BYNG MEMORIAL TROPHY

Brad Richards	2003-04

JACK ADAMS AWARD

John Tortorella	2003-04

LESTER B. PEARSON

Martin St. Louis	2003-04

BUD-LIGHT PLUS-MINUS AWARD

Martin St. Louis	2003-04

BILL MASTERTON AWARD

John Cullen	1998-99

MAURICE 'ROCKET' RICHARD TROPHY

Vincent Lecavalier	2006-07

NHL FOUNDATION PLAYER AWARD

Vincent Lecavalier	2007-08

KING CLANCY MEMORIAL TROPHY

Vincent Lecavalier	2007-08

ALL-STAR REPRESENTATIVES

Vincent Lecavalier	2008-09
Martin St. Louis	2008-09
Vincent Lecavalier	2007-08 (captain, starter)
Martin St. Louis	2007-08
Vincent Lecavalier	2006-07
Martin St. Louis	2006-07
Martin St. Louis	2003-04 (starter)
Pavel Kubina	2003-04
Martin St. Louis	2002-03
Vincent Lecavalier	2002-03
Nikolai Khabibulin	2002-03 (starter)
Nikolai Khabibulin	2001-02
Fredrik Modin	2000-01
Petr Svoboda	1999-00
Wendel Clark	1998-99
Dino Ciccarelli	1996-97 (starter)
Roman Hamrlik	1995-96
Brian Bradley	1993-94
Brian Bradley	1992-93

YOUNGSTARS GAME REPRESENTATIVES

Steven Stamkos	2008-09
Mike Lundin	2007-08
Paul Ranger	2006-07

ALL-ROOKIE TEAM

Brad Richards	2000-01

PLAYER OF THE MONTH

Vincent Lecavalier (3rd Star*)	November 2007
Vincent Lecavalier (3rd Star*)	March 2007
Martin St. Louis	February, 2004
Martin St. Louis	January, 2004
Nikolai Khabibulin	October, 2003
Nikolai Khabibulin	March, 2003
Nikolai Khabibulin	March 1, 2004
Jassen Cullimore/Cory Sarich	November 17, 2003
Vincent Lecavalier	February 9, 2004
Vaclav Prospal	March 16, 2003
Nikolai Khabibulin	March 2, 2003
Nikolai Khabibulin	November 17, 2002
Nikolai Khabibulin	November 25, 2001
Daymond Langkow	February 24, 1997
Daren Puppa	April 15, 1996
Daren Puppa	March 11, 1996
Daren Puppa	November 27, 1995
Daren Puppa	January 10, 1994

PLAYER OF THE WEEK

Johan Holmqvist (2nd Star*)	January 21, 2008
Vincent Lecavalier (1st Star*)	November 19, 2007
Vincent Lecavalier (1st Star*)	November 12, 2007
Brad Richards (3rd Star*)	February 26, 2007
Vincent Lecavalier (3rd Star*)	December 25, 2006
Vincent Lecavalier (2nd Star*)	December 11, 2006
Martin St. Louis (1st Star*)	November 26, 2006

ROOKIE OF THE MONTH

Brad Richards	October, 2000
Vincent Lecavalier	February, 1999
Daymond Langkow	February, 1997

*Three-Star system introduced for 2006-07 season

ALL-TIME SWEATER NUMBERS

1	
Wendell Young	1992-93 - 1994-95
Jeff Reese	1995-96
Zac Bierk	1997-98 - 1999-00
Evgeny Konstantinov	2000-01 - 2002-03
Sean Burke	2005-06
2	
Stephane J.G. Richer	1992-93
Bob Beers	1992-93 - 1993-94
Enrico Ciccone	1993-94
Bill Houlder	1995-96 - 1996-97, 1999-00
Mike McBain	1997-98 - 1998-99
Paul Mara	1999-00 - 2000-01
Stan Neckar	2000-01 - 2002-03, 2003-04
Timo Helbling	2005-06
Dan Jancevski	2007-08
Alexandre Picard	2007-08
Lukas Krajicek	2008-09
3	
Doug Crossman	1992-93
Shawn Rivers	1992-93
Eric Charron	1993-94 - 1995-96
Pavel Kubina	1997-98 - 1998-99
Sami Helenius	1998-99
Sergey Gusev	1998-99 - 1999-00
Grant Ledyard	2000-01 - 2001-02
Marc Bergevin	2002-03
Doug Janik	2006-07 - 2007-08
Ty Wishart	2008-09
4	
Cory Cross	1993-94 - 1998-99
Vincent Lecavalier	1999-00 - 2008-09
5	
Rob Ramage	1992-93
Normand Rochefort	1993-94
Drew Bannister	1995-96
Igor Ulanov	1995-96 - 1997-98
Bruce Gardiner	1999-00
Jassen Cullimore	1997-98 - 1998-99
	2000-01 - 2003-04
Darryl Sydor	2005-06
Matt Carle	2008-09
6	
Alain Cote	1992-93
Donald Dufresne	1993-94
Adrien Plavsic	1994-95 - 1995-96
Craig Wolanin	1996-97
Jeff Norton	1996-97 - 1997-98
David Wilkie	1997-98 - 1998-99
Karel Betik	1998-99
Bryan Muir	1999-00 - 2000-01
Adrian Aucoin	2000-01
Sascha Goc	2001-02
Andrew Hutchinson	2008-09
Josef Melichar	2008-09
7	
Rob Zamuner	1992-93 - 1998-99
Ben Clymer	1999-00 - 2003-04
Luke Richardson	2006-07
Michel Ouellet	2007-08
Noah Welch	2008-09
8	
Ken Hodge	1992-93
Herb Raglan	1992-93
Jason Ruff	1993-94
Jamie Huscroft	1996-97 - 1997-98
Vincent Lecavalier	1998-99
Michael Nylander	1999-00
Todd Warriner	1999-00 - 2000-01
Martin Cibak	2003-04, 2005-06
Mark Recchi	2008-09
9	
Anatoli Semenov	1992-93
Shayne Stevenson	1992-93
Dave Capuano	1992-93
Denis Savard	1993-94
Jason Wiemer	1994-95
Jeff Toms	1995-96 - 1997-98
Michael Nylander	1998-99
Jeff Shevalier	1999-00
Brian Holzinger	1999-00 - 2002-03
Eric Perrin	2003-04, 2006-07
Steve Downie	2008-09
10	
Adam Creighton	1992-93 - 1993-94
Paul Brousseau	1996-97 - 1997-98
Sandy McCarthy	1997-98 - 1998-99
Mike Johnson	1999-00 – 2000-01
John Emmons	2000-01
Jussi Jokinen	2007-08
Gary Roberts	2008-09
11	
Steve Kasper	1992-93
Bill McDougall	1993-94
Shawn Burr	1995-96 - 1996-97, 1999-00
Steve Kelly	1997-98 - 1998-99
Mike Johnson	1999-00
Sergey Gusev	2000-01
Kristian Kudroc	2001-02
Chris Dingman	2001-02 - 2005-06
Jeff Halpern	2007-08 - 2008-09
12	
Jock Callander	1992-93
Jim Cummins	1993-94
John Cullen	1995-96 - 1998-99
Ryan Malone	2008-09
13	
Martin Simard	1992-93
Pavel Kubina	1998-99 – 2005-06
14	
John Tucker	1992-93 - 1995-96
Karl Dykhuis	1997-98 - 1998-99
Robert Petrovicky	1998-99 - 1999-00
Alexander Kharitonov	2000-01

Glen Metropolit	2001-02
Shane Willis	2001-02
Norm Milley	2005-06
Andrej Meszaros	2008-09
15	
Keith Osborne	1992-93
Pat Elynuik	1993-94
Paul Ysebaert	1994-95 - 1998-99
Jaroslav Svejkovsky	1999-00
Nikita Alexeev	2001-02 - 2002-03, 2006-07
16	
Chris Kontos	1992-93
Jason Lafreniere	1993-94
Ben Hankinson	1994-95
Troy Mallette	1997-98
Darcy Tucker	1997-98 - 1999-00
Juha Ylonen	2001-02
Alexander Svitov	2002-03 - 2003-04
Jim Campbell	2005-06
Jason Ward	2006-07 - 2008-09
17	
Basil McRae	1992-93
Jason Lafreniere	1992-93
Gerard Gallant	1993-94 - 1994-95
Brent Peterson	1996-97 - 1997-98
Wendel Clark	1998-99
Steve Guolla	1999-00
Brian Holzinger	1999-00
Ryan Johnson	1999-00 - 2000-01
Ryan Tobler	2001-02
Ruslan Fedotenko	2002-03 - 2006-07
Jan Hlavac	2007-08
Radim Vrbata	2008-09
18	
Rob DiMaio	1992-93 - 1993-94, 2005-06 - 2006-07
Denis Savard	1994-95
Daymond Langkow	1995-96 - 1998-99
Marek Posmyk	1999-00 - 2000-01
Ryan Tobler	2001-02
Zdeno Ciger	2001-02
Jimmie Olvestad	2002-03
Adam Hall	2008-09
19	
Brian Bradley	1992-93 - 1997-98
Steve Martins	1999-00
Brad Richards	2000-01 - 2007-08
20	
Michel Mongeau	1992-93
Jason Ruff	1992-93
Randy Gilhen	1992-93
Rudy Poeschek	1993-94 - 1996-97
Mikael Renberg	1997-98 - 1998-99
Chris Gratton	1998-99
Corey Spring	1998-99
Stan Drulia	1999-00 - 2000-01
Vaclav Prospal	2001-02 - 2002-03, 2005-06 - 2008-09
21	
Tim Bergland	1992-93 - 1993-94
Bob Halkidis	1994-95 - 1995-96
Mick Vukota	1997-98
Jody Hull	1997-98
Craig Janney	1998-99
Alexandre Daigle	1998-99
Andreas Johansson	1999-00
Cory Sarich	1999-00 - 2006-07
Mathieu Darche	2007-08
Cory Murphy	2008-09
22	
Shawn Chambers	1992-93 - 1994-95
Aaron Gavey	1995-96
Dino Ciccarelli	1996-97 - 1997-98
Paul Mara	1998-99 - 1999-00
Chris McAlpine	1999-00
Wayne Primeau	1999-00 - 2000-01
Dan Boyle	2001-02 - 2007-08
Marek Malik	2008-09
23	
Mike Hartman	1992-93
Chris Joseph	1993-94
Rich Sutter	1994-95
Ben Hankinson	1994-95
Brian Bellows	1995-96 - 1996-97
Bryan Marchment	1997-98
Michal Sykora	1998-99
Petr Svoboda	1998-99 - 2000-01
Janne Laukkanen	2002-03
Jamie Heward	2008-09
24	
Danton Cole	1992-93 - 1994-95
Jason Wiemer	1995-96 - 1997-98
Reid Simpson	1999-00
Kyle Freadrich	2000-01
Shane Willis	2001-02 – 2003-04
Andreas Karlsson	2006-07 - 2007-08
Matt Pettinger	2008-09
25	
Marc Bergevin	1992-93 - 1994-95
Allan Egeland	1996-97 - 1997-98
Dan Kesa	1999-00
Dwayne Hay	1999-00
Dave Andreychuk	2001-02 – 2005-06
26	
Matt Hervey	1992-93
Chris LiPuma	1993-94 - 1995-96
Jay Wells	1996-97
Jason Bonsignore	1997-98
Mike Sillinger	1998-99 - 1999-00
Martin St. Louis	2000-01 - 2008-09
27	
Stan Drulia	1992-93
Jim Cummins	1994-95
Brantt Myhres	1994-95
Alexander Semak	1994-95
David Shaw	1995-96 - 1997-98
Brent Peterson	1998-99
Colin Forbes	1998-99 - 1999-00
Jassen Cullimore	1999-00
Steve Martins	2000-01
Sheldon Keefe	2000-01
Tim Taylor	2001-02 - 2007-08
Brandon Bochenski	2008-09
28	
Marc Bureau	1992-93 - 1994-95
Steven Finn	1995-96
Patrick Poulin	1995-96 - 1997-98
Corey Spring	1997-98
Kjell Samuelsson	1998-99
Reid Simpson	1999-00
Nils Ekman	1999-00 - 2000-01
Sheldon Keefe	2001-02 - 2002-03
Zenon Konopka	2008-09
29	
Joe Reekie	1992-93 - 1993-94
Alex Selivanov	1994-95 - 1998-99
Viacheslav Butsayev	1999-00
Pavel Torgaev	1999-00
Dan Boyle	2001-02
Dmitry Afanasenkov	2001-02 – 2006-07
Craig MacDonald	2007-08
Janne Niskala	2008-09
30	
J.C. Bergeron	1992-93 - 1995-96
Mark Fitzpatrick	1997-98
Bill Ranford	1998-99
Andrei Zyuzin	1999-00 - 2001-02
Kevin Hodson	2002-03
Marc Denis	2006-07 - 2007-08
Mike McKenna	2008-09
31	
David Littman	1992-93
Rick Tabaracci	1996-97
Kevin Hodson	1998-99
Rich Parent	1999-00
Wade Flaherty	2000-01
Dieter Kochan	2001-02
Karri Ramo	2006-07 - 2008-09
32	
Peter Taglianetti	1992-93
Corey Schwab	1996-97 - 1998-99
Craig Millar	2000-01
Matt Smaby	2007-08 - 2008-09
33	
Brantt Myhres	1994-95
Yves Racine	1997-98
Benoit Hogue	1998-99
Fredrik Modin	1999-00 - 2005-06
David Koci	2008-09
34	
Mikael Andersson	1992-93 - 1998-99
Gordie Dwyer	1999-00 - 2001-02
Ryan Craig	2005-06 -2008-09

35
Pat Jablonski 1992-93 - 1993-94
Derek Wilkinson 1995-96 - 1998-99
Kevin Hodson 1999-00
Dieter Kochan 1999-00 - 2000-01
Nikolai Khabibulin 2000-01 - 2003-04
Riku Helenius 2008-09

36
Louie DeBrusk 1997-98
Alexander Kharitonov 2000-01
Matthew Barnaby 2000-01 - 2001-02
Andre Roy 2001-02 - 2003-04, 2006-07 - 2007-08
Jussi Jokinen 2008-09

37
Steve Maltais 1992-93
Dmitry Afanasenkov 2000-01
Brad Lukowich 2002-03 - 2003-04, 2007-08
Olaf Kolzig 2008-09

38
Darren Rumble 2002-03 - 2003-04
Jay Leach 2007-08
Paul Szczechura 2008-09

39
Enrico Ciccone 1993-94 - 1995-96, 1997-98 - 1998-99
Dan Cloutier 1999-00 - 2000-01
Doug O'Brien 2005-06
Mike Lundin 2007-08 - 2008-09

40
Shayne Stevenson 1992-93
Chris LiPuma 1992-93
Johan Holmqvist 2006-07 - 2007-08

41
Maxim Galanov 2000-01
Jimmie Olvestad 2001-02
Mike Smith 2007-08 - 2008-09

42
Matt Elich 1999-00
Sheldon Keefe 2001-02
Junior Lessard 2007-08

43
Xavier Delisle 1998-99
Kyle Freadrich 1999-00
Thomas Ziegler 2000-01
Mathieu Biron 2001-02

44
Roman Hamrlik 1992-93 - 1997-98
Stephane J.J. Richer 1997-98 - 1999-00
Craig Millar 2000-01
Nolan Pratt 2001-02 - 2006-07
Steve Eminger 2008-09
Martins Karsums 2008-09

46
Andrei Skopintsev 1998-99 - 1999-00
Sheldon Keefe 2000-01
Martin Cibak 2001-02
Darren Reid 2005-06
Kyle Wanvig 2007-08

47
Brent Peterson 1998-99
John Grahame 2002-03 - 2005-06

49
Brent Gretzky 1993-94 - 1994-95
David Wilkie 1998-99
Kaspars Astashenko 1999-00
Blair Jones 2006-07 - 2007-08

50
Richard Petiot 2008-09

51
Dale Rominski 1999-00
Kevin Quick 2008-09

52
Radek Smolenak 2008-09

53
Brandon Segal 2008-09

54
Gaetan Royer 2001-02
Paul Ranger 2005-06 - 2008-09

55
Drew Bannister 1995-96 - 1996-97, 1998-99
Josef Boumedienne 2001-02
Darryl Sydor 2003-04
Shane O'Brien 2006-07 - 2008-09
Matt Lashoff 2008-09

56
Ian Herbers 1999-00
Kyle Wanvig 2006-07
Vladimir Mihalik 2008-09

57
Kristian Kudroc 2000-01

61
Alex Selivanov 1998-99
Cory Stillman 2003-04
Karl Stewart 2006-07 - 2007-08

62
Andrei Nazarov 1997-98 - 1998-99
Kaspars Astashenko 2000-01

64
Jason Bonsignore 1997-98 - 1998-99

71
Mario Larocque 1998-99
Filip Kuba 2006-07 - 2007-08
Geoff Kinrade 2008-09

73
Matt Elich 2000-01

74
Brantt Myhres 1996-97
Nick Tarnasky 2005-06 - 2007-08

76
Evgeny Artyukhin 2005-06, 2008-09

77
Chris Gratton 1993-94 - 1996-97, 1998-99 - 1999-00, 2007-08 - 2008-09

79
Vladimir Vujtek 1997-98

80
Kevin Weekes 2000-01 - 2001-02

85
Petr Klima 1993-94 - 1995-96

91
Steven Stamkos 2008-09

92
Aaron Gavey 1996-97

93
Daren Puppa 1993-94 - 1999-00

95
Michel Petit 1995-96

ALL-TIME DRAFT SELECTIONS

2009

Rd/No.	Player	Pos	Club
1/2	Victor Hedman	D	Modo (Sweden)
1/29	Carter Ashton	RW	Lethbridge (WHL)
2/52	Richard Panik	RW	Trinec (Czech)
4/93	Alex Hutchings	LW	Barrie (OHL)
5/148	Michael Zador	G	Oshawa (OHL)
6/162	Jaroslav Janus	G	Erie (OHL)
7/183	Kirill Gotovets	D	Shattuck St. Mary's (USHS)

2008

Rd/No.	Player	Pos	Club
1/1	Steven Stamkos	C	Sarnia (OHL)
4/117	James Wright	C	Vancouver (WHL)
5/122	Dustin Tokarski	G	Spokane (WHL)
5/147	Kyle DeCoste	RW	Brampton (OHL)
6/152	Mark Barberio	D	Moncton (QMJHL)
6/160	Luke Witkowski	D	Ohio (USHL)
7/182	Matias Sointu	RW	Ilves Jr. (Finland)
7/203	David Carle	D	Shattuck-St. Mary's (USHS)

2007

Rd/No.	Player	Pos	Club
2/47	Dana Tyrell	C/RW	Prince George (WHL)
3/75	Luca Cunti	C	Dubendorf (Swiss-3)
3/77	Alexander Kiillorn	C	Deerfield (High-MA)
4/107	Mitch Fadden	C	Lethbridge (WHL)
5/150	Matt Marshall	C/RW	Nobles (High-MA)
6/167	Johan Harju	LW	Lulea (Sweden)
6/183	Torrie Jung	G	Kelowna (WHL)
7/197	Michael Ward	D	Lewiston (QMJHL)
7/210	Justin Courtnall	LW	Burnaby (BCHL)

2006

Rd/No.	Player	Pos	Club
1/15	Riku Helenius	G	LIves (Finland)
3/78	Kevin Quick	D	Salisbury H.S. (Conn.)
6/168	Dane Crowley	D	Swift Current (WHL)
7/198	Denis Kazionov	LW	Tver (Russia)

2005

Rd/No.	Player	Pos	Club
1/30	Vladimir Mihalik	D	Presov (Slovakia)
3/73	Radek Smolenak	LW	Kingston (OHL)
3/89	Chris Lawrence	C	Sault Ste. Marie (OHL)
4/92	Marek Bartanus	RW	Kosice (Slovakia Jr.)
4/102	Blair Jones	C	Moose Jaw (WHL)
5/133	Stanislav Lacek	RW	Chicoutimi (QMJHL)
6/163	Marek Kvapil	RW	Saginaw (OHL)
6/165	Kevin Beech	G	Sudbury (OHL)
7/225	John Wessbecker	D	Blake H.S. (Minn.)

2004

Rd/No.	Player	Pos	Club
1/30	Andy Rogers	D	Calgary (WHL)
2/65	Mark Tobin	LW	Rimouski (QMJHL)
4/102	Mike Lundin	D	U. of Maine (HE)
5/158	Brandon Elliott	D	Mississauga (OHL)
5/163	Dustin Collins	C/LW	Northern Michigan (CCHA)
6/188	Jan Zapletal	D	Vsetin (Czech Jr.)
6/191	Karri Ramo	G	Pelicans (Finnish Jr.)
8/245	Justin Keller	LW	Kelowna (WHL)

2003

Rd/No.	Player	Pos	Club
2/34	Mike Egener	D	Calgary (WHL)
2/41	Matt Smaby	D	Shattuck-St. Mary's (USHS)
3/96	Jonathan Boutin	G	Halifax (QMJHL)
6/192	Doug O'Brien	D	Hull (QMJHL)
7/224	Gerald Coleman	G	London (OHL)
7/227	Jay Rosehill	D	Olds (AJHL)
8/255	Raimonds Danilics	F	Stalkers (Latvia Jr.)
8/256	Brady Greco	D	Chicago (USHL)
9/273	Albert Vishnyakov	LW	Kazan (Russia)
9/286	Zbynek Hrdel	RW	Rimouski (QMJHL)
9/287	Nick Tarnasky	C	Lethbridge (WHL)

2002

Rd/No.	Player	Pos	Club
2/60	Adam Henrich	LW	Brampton (OHL)
4/100	Dmitri Kazionov	C	Lada Togliatti (Russia)
5/135	Joseph Pearce	G	New Hampshire (EJHL)
5/162	Gerard Dicaire	D	Kootenay (WHL)
6/170	P.J. Atherton	D	Cedar Rapids (USHL)
6/174	Karri Akkanen	F	Ilves Tampere (Finland Jr)
6/183	Paul Ranger	D	Oshawa (OHL)
7/213	Fredrik Norrena	G	TPS (Finland)
8/233	Vasily Koshechkin	G	Lada Togliatti (Russia-1)
8/255	Ryan Craig	C	Brandon (WHL)
8/256	Darren Reid	RW	Medicine Hat (WHL)
9/286	Alexei Glukhov	F	Khimik Voskresensk (Russia-2)
9/287	John Toffey	C	Ohio State (CCHA)

2001

Rd/No.	Player	Pos	Club
1/3	Alexander Svitov	C	Omsk (Russia)
2/47	Alexander Polushin	RW	Tver (Russia)
2/61	Andreas Holmqvist	D	Hammarby (Sweden)
3/94	Evgeny Artyukhin	RW	Podolsk (Russia-2)
4/123	Aaron Lobb	RW	London (OHL)
5/138	Paul Lynch	D	Valley Jr. (EJHL)
6/188	Arthur Femenella	D	Sioux City (USHL)
7/219	Dennis Packard	LW	Harvard (ECAC)
7/222	Jeremy Van Hoof	D	Ottawa (OHL)
8/252	J.F. Soucy	C	Montreal (QMJHL)
8/259	Dimitri Bezrukov	LW	Neftekhimik (Russia)
9/261	Vitali Smolianinov	C	Neftekhimik (Russia)
9/281	Ilya Solarev	LW	Molot Perm (Russia)
9/289	Henrik Bergfors	D	Sodertalje (Sweden Jr.)

2000

Rd/No.	Player	Pos	Club
1/8	Nikita Alexeev	RW	Erie (OHL)
2/34	Ruslan Zainullin	RW	Ak Bars Kazan (Russia)
3/81	Alexander Kharitonov	RW	Dynamo Moscow (Russia)
4/126	Johan Hagglund	C	Modo Jr. (Sweden Jr.)
5/161	Pavel Sedov	RW	Khimik Voskresensk (Russia-2)
6/191	Aaron Gionet	D	Kamloops (WHL)
7/222	Marek Priechodsky	D	Bratislava (Slovakia)
7/226	Brian Eklund	G	Brown University (ECAC)
8/233	Alexander Polukeyev	G	SKA St. Petersburg (Russia-2)
9/263	Thomas Ziegler	C	HC Ambri-Piotta (Swiss)

1999

Rd/No.	Player	Pos	Club
2/47	Sheldon Keefe	RW	Barrie (OHL)
3/67	Evgeny Konstantinov	G	Ak Bars Kazan (Russia-2)
3/75	Brett Scheffelmaier	D	Medicine Hat (WHL)
3/88	Jimmie Olvestad	LW	Djurgardens IF Stockholm (Sweden)
5/127	Kaspars Astashenko	D	Cincinnati (IHL)
5/148	Michal Lanicek	G	Slavia Praha Jr. (Czech Jr.)
6/182	Fedor Fedorov	C	Port Huron (UHL)
7/187	Ivan Rachunek	LW	ZPS Zlin Jr. (Czech Jr.)
8/216	Erkki Rajamaki	F	Grand Rapids (IHL)
9/244	Mikko Kuparinen	D	HIFK Helsinki (Finland)

1998

Rd/No.	Player	Pos	Club
1/1	Vincent Lecavalier	C	Rimouski (QMJHL)
3/64	Brad Richards	LW	Rimouski (QMJHL)
3/72	Dmitry Afanasenkov	LW	Torpedo Yaroslavl (Russia-2)
4/92	Eric Beaudoin	LW	Guelph (OHL)
5/121	Curtis Rich	D	Calgary (WHL)
6/146	Sergei Kuznetsov	C	Torpedo Yaroslavl (Russia-2)
7/174	Brett Allan	C	Swift Current (WHL)
7/194	Oak Hewer	C	Sault Ste. Marie (OHL)
8/221	Daniel Hulak	D	Swift Current (WHL)
9/229	Chris Lyness	D	Rouyn-Noranda (QMJHL)
9/252	Martin Cibak	C	HK 32 Liptovsky Mikulas (Slovakia)

1997

Rd/No.	Player	Pos	Club
1/7	Paul Mara	D	Sudbury (OHL)
2/33	Kyle Kos	D	Red Deer (WHL)
3/61	Matt Elich	RW	Windsor (OHL)
5/108	Mark Thompson	D	Regina (WHL)
5/109	Jan Sulc	C	HC Chemopetrol Litvinov Jr. (Czech Jr.)
5/112	Karel Betik	D	Kelowna (WHL)
6/153	Andrei Skopintsev	D	TPS Turku (Finland)
7/168	Justin Jack	RW	Kelowna (WHL)
7/170	Eero Somervuori	RW	Jokerit Helsinki (Finland)
7/185	Samuel St. Pierre	RW	Victoriaville (QMJHL)
8/198	Shawn Skolney	D	Seattle (WHL)
9/224	Paul Comrie	C	University of Denver (WCHA)

1996

Rd/No.	Player	Pos	Club
1/16	Mario Larocque	D	Hull (QMJHL)
3/69	Curtis Tipler	RW	Regina (WHL)
5/125	Jason Robinson	D	Niagara Falls (OHL)
6/152	Nikolai Ignatov	D	CSKA Moscow (CIS-2)
6/157	Xavier Delisle	C	Granby (QMJHL)
7/179	Pavel Kubina	D	HC Vitkovice (Czech)

1995

Rd/No.	Player	Pos	Club
1/5	Daymond Langkow	C	Tri-City (WHL)
2/30	Mike McBain	D	Red Deer (WHL)
3/56	Shane Willis	RW	Prince Albert (WHL)
5/108	Konsta Golokhvastov	LW	Dynamo Moscow (CIS)
6/134	Eduard Pershin	C	Dynamo Moscow (CIS)
7/160	Cory Murphy	D	Sault Ste. Marie (OHL)
8/186	Joe Cardarelli	LW	Spokane (WHL)
9/212	Zac Bierk	G	Peterborough (OHL)

1994

Rd/No.	Player	Pos	Club
1/8	Jason Wiemer	LW	Portland (WHL)
2/34	Colin Cloutier	C	Brandon (WHL)
3/55	Vadim Epanchintsev	C	Spartak Moscow (CIS)
4/86	Dmitri Klevakin	LW	Spartak Moscow (CIS)
6/137	Daniel Juden	RW	Governor Dummer (USHS)
6/138	Bryce Salvador	D	Lethbridge (WHL)
7/164	Chris Maillet	D	Red Deer (WHL)
8/190	Alexei Baranov	C	Dynamo Moscow (CIS-2)
9/216	Yuri Smirnov	LW	Spartak Moscow (CIS)
10/242	Shawn Gervais	C	Seattle (WHL)
11/268	Brian White	D	Arlington Catholic (USHS)

1993

Rd/No.	Player	Pos	Club
1/3	Chris Gratton	C	Kingston (OHL)
2/29	Tyler Moss	G	Kingston (OHL)
3/55	Allan Egeland	C	Tacoma (WHL)
4/81	Marian Kacir	RW	Owen Sound (OHL)
5/107	Ryan Brown	D	Swift Current (WHL)
6/133	Kiley Hill	LW	Sault Ste. Marie (OHL)
7/159	Mathieu Raby	D	Victoriaville (QMJHL)
8/185	Ryan Nauss	LW	Peterborough (OHL)
9/211	Alexandre Laporte	D	Victoriaville (QMJHL)
10/237	Brett Duncan	D	Seattle (WHL)
11/263	Mark Szoke	LW	Lethbridge (WHL)

1992

Rd/No.	Player	Pos	Club
1/1	Roman Hamrlik	D	AC ZPS Zlin (Czech)
2/26	Drew Bannister	D	Sault Ste. Marie (OHL)
3/49	Brent Gretzky	C	Belleville (OHL)
4/74	Aaron Gavey	C	Sault Ste. Marie (OHL)
5/97	Brantt Myhres	LW	Lethbridge (WHL)
6/122	Martin Tanguay	C	Verdun (QMJHL)
7/145	Derek Wilkinson	G	Detroit (OHL)
8/170	Dennis Maxwell	LW	Niagara Falls (OHL)
9/193	Andrew Kemper	D	Seattle (WHL)
10/218	Marc Tardif	LW	Shawinigan (QMJHL)
11/241	Tom MacDonald	C	Sault Ste. Marie (OHL)

SUPPLEMENTAL DRAFT SELECTIONS

Year	No.	Player	Pos	Amateur Club
1994	8	Francois Bouchard	D	Northeastern University (HE)
1993	3	Brent Peterson	LW	Michigan Tech (WCHA)
1992	1	Cory Cross	D	University of Alberta (CIAU)

WAIVER DRAFT HISTORY

Year	Player	Pos	Claimed From
2001	Glen Metropolit	C	Washington
2000	Jason Podollan	RW	Los Angeles
1999	Viacheslav Butsayev	C	Ottawa
1998	Brent Gilchrist	LW	Detroit
1997	Mick Vukota	RW	NY Islanders
1992	Adam Creighton	C	NY Islanders

ALL-TIME PLAYER ACQUISITIONS AND TRADES

June 18, 1992	Acquired the following players in the 1992 NHL Expansion Draft: RW Tim Bergland from Washington D Jeff Bloemberg from NY Rangers C Brian Bradley from Toronto G Frederic Chabot from Montreal D Shawn Chambers from Washington D Doug Crossman from Quebec RW Rob DiMaio from NY Islanders LW Mike Hartman from Winnipeg RW Tim Hunter from Calgary LW Steve Maltais from Quebec D Bob McGill from Detroit LW Basil McRae from Minnesota C Michel Mongeau from St. Louis RW Keith Osborne from Toronto D Rob Ramage from Minnesota D Joe Reekie from NY Islanders C Anatoli Semenov from Edmonton LW Shayne Stevenson from Boston D Peter Taglianetti from Pittsburgh LW Dan Vincelette from Chicago G Wendell Young from Pittsburgh. Acquired G J.C. Bergeron from Montreal for G Frederic Chabot.
June 19, 1992	Acquired RW Danton Cole from Winnipeg for future considerations. Acquired G Pat Jablonski, RW Darin Kimble, D Rob Robinson and RW Steve Tuttle from St. Louis for future considerations.
June 19, 1992	Traded RW Tim Hunter to Quebec for future considerations.
June 19, 1992	Signed free agent RW Mikael Andersson. Signed free agent D Shawn Rivers. Signed free agent D Scott Boston. Signed free agent D Chris LiPuma.
July 9, 1992	Signed free agent D Marc Bergevin.
July 10, 1992	Signed free agent LW Christian Campeau. Signed free agent LW Jean Blouin.
July 13, 1992	Signed free agent LW Rob Zamuner. Signed free agent D Jeff Buchanan.
July 21, 1992	Signed free agent LW Chris Kontos.
July 29, 1992	Signed free agent C Jock Callander. Signed free agent C Jason Lafreniere. Signed free agent G Mike Greenlay. Signed free agent D Stephane J.G. Richer.
Aug. 5, 1992	Signed free agent RW John Tucker.
Aug. 18, 1992	Signed free agent C Mark Green.
Aug. 21, 1992	Signed free agent D Jim Benning.
Aug. 27, 1992	Signed free agent G David Littman.
Sept. 1, 1992	Signed free agent RW Stan Drulia. Signed free agent D Rick Lanz.
Sept. 4, 1992	Acquired C Ken Hodge and D Matt Hervey from Boston for RW Darin Kimble and future considerations.
Sept. 14, 1992	Acquired RW Martin Simard from Quebec to complete June 19, 1992 trade which sent RW Tim Hunter to Quebec for future considerations.
Sept. 25, 1992	Traded D Jeff Bloemberg to Edmonton for future considerations.
Oct. 4, 1992	Acquired C Adam Creighton from the NY Islanders in the NHL Waiver Draft.
Oct. 16, 1992	Acquired C Marc Bureau off waivers from Minnesota.
Oct. 28, 1992	Acquired D Bob Beers from Boston for D Stephane J.G. Richer.
Nov. 3, 1992	Acquired C Dave Capuano and Vancouver's 1994 fourth-round draft choice from Vancouver for C Anatoli Semenov.
Dec. 8, 1992	Acquired C Steve Kasper from Philadelphia for LW Dan Vincelette.
Jan. 28, 1993	Acquired LW Jason Ruff and future considerations from St. Louis for LW Basil McRae, D Doug Crossman and Tampa Bay's 1996 fourth round draft choice.
Feb. 12, 1993	Acquired RW Herb Raglan from Quebec for C Michel Mongeau, RW Martin Simard and RW Steve Tuttle.
March 20, 1993	Acquired D Eric Charron, D Alain Cote and future considerations from Montreal for D Rob Ramage.
March 22, 1993	Acquired C Randy Gilhen from the NY Rangers for LW Mike Hartman. Acquired Pittsburgh's 1993 third-round draft choice from Pittsburgh for D Peter Taglianetti.
June 2, 1993	Signed free agent D Eric Dubois.
June 8, 1993	Acquired D Dennis Vial from Detroit for LW Steve Maltais.
June 16, 1993	Acquired RW Petr Klima from Edmonton for Tampa Bay's 1994 third-round draft choice.
June 19, 1993	Acquired D Peter Ahola from San Jose for C Dave Capuano.
June 20, 1993	Acquired D Donald Dufresne from Montreal to complete March 20, 1993 trade that sent D Rob Ramage to Montreal.
June 25, 1993	D Dennis Vial claimed by Anaheim and C Randy Gilhen claimed by Florida in 1993 NHL Expansion Draft. Selected G Glenn Healy from Anaheim and G Daren Puppa from Florida in Phase II of the 1993 NHL Expansion Draft. Acquired Tampa Bay's 1993 third-round draft choice from the NY Rangers (previously acquired by the NY Rangers as compensation for Rob Zamuner signing) in exchange for G Glenn Healy.
July 21, 1993	Signed free agent LW Gerard Gallant.
July 29, 1993	Signed free agent C Denis Savard.
Aug. 10, 1993	Signed free agent RW/D Rudy Poeschek.
Aug. 13, 1993	Signed free agent C Bill McDougall.
Sept. 27, 1993	Signed free agent D Normand Rochefort.
Oct. 5, 1993	Traded D Peter Ahola to Calgary for future considerations.
Oct. 22, 1993	Acquired RW Pat Elynuik from Washington for future considerations.

Nov. 11, 1993	Acquired D Chris Joseph from Edmonton ford D Bob Beers.
Feb. 21, 1994	Traded G Pat Jablonski to Toronto for future considerations.
March 18, 1994	Acquired RW Jim Cummins and Philadelphia's 1995 fourth-round draft choice from Philadelphia for RW Rob DiMaio.
March 19, 1994	Acquired Los Angeles' 1994 sixth-round draft choice from Los Angeles for D Donald Dufresne. RW Tim Bergland claimed off waivers by Washington.
March 21, 1994	Acquired D Enrico Ciccone, Washington's 1994 third-round draft choice and considerations acquired from a previous trade for Pat Elynuik from Washington for D Joe Reekie.
May 31, 1994	Acquired LW Jeff Toms from New Jersey for Vancouver's 1994 fourth-round draft choice.
June 29, 1994	Acquired Anaheim's 1994 third-round draft choice from Anaheim for Washington's 1994 third-round choice and Tampa Bay's 1995 fourth-round draft choice.
Sept. 6, 1994	Acquired RW Alex Selivanov from Philadelphia for Philadelphia's 1995 fourth-round draft choice.
Oct. 6, 1994	Acquired D Tom Tilley from St. Louis for C Adam Creighton.
Jan. 18, 1995	D Chris Joseph claimed by Pittsburgh in NHL Waiver Draft.
Feb. 10, 1995	Acquired D Bob Halkidis off waivers from Detroit.
Feb. 16, 1995	Traded G Wendell Young to Pittsburgh for future considerations.
Feb. 22, 1995	Acquired RW Paul Ysebaert and RW Rich Sutter from Chicago for RW Jim Cummins, D Jeff Buchanan and D Tom Tilley.
March 13, 1995	Traded RW Rich Sutter to Toronto for future considerations.
March 14, 1995	Acquired C Alexander Semak and RW Ben Hankinson from New Jersey for D Shawn Chambers and RW Danton Cole.
March 23, 1995	Acquired D Adrien Plavsic from Vancouver for Tampa Bay's 1997 fifth-round draft choice.
April 6, 1995	Acquired Chicago's 1996 sixth-round draft choice from Chicago for C Denis Savard.
June 30, 1995	Acquired LW Brian Bellows from Montreal for C Marc Bureau.
July 24, 1995	Signed free agent RW Corey Spring.
July 26, 1995	Signed free agent D Bill Houlder.
Aug. 17, 1995	Acquired LW Shawn Burr and Detroit's 1996 third-round draft choice from Detroit for D Marc Bergevin and RW Ben Hankinson. Acquired D David Shaw from Boston for Detroit's 1996 third-round draft choice.
Sept. 11, 1995	Signed free agent C John Cullen.
Sept. 14, 1995	Acquired the NY Islanders' 1997 fifth round draft choice from the NY Islanders for C Alexander Semak.
Oct. 5, 1995	Acquired D Steven Finn from Colorado for Colorado's 1997 fourth-round draft choice.
Nov. 13, 1995	Acquired D Michel Petit from Los Angeles for D Steven Finn.
Nov. 16, 1995	Traded D Eric Charron to Washington for future considerations.
Dec. 1, 1995	Acquired G Jeff Reese from Hartford for Hartford's 1996 ninth-round draft choice.
March 20, 1996	Acquired LW Patrick Poulin, D Igor Ulanov and Chicago's 1996 second-round draft choice from Chicago for D Enrico Ciccone and Tampa Bay's 1996 second-round draft choice.
May 1, 1996	Signed free agent LW David Matsos.
June 22, 1996	Acquired G Corey Schwab from New Jersey for G Jeff Reese, Chicago's 1999 second round draft choice and Tampa Bay's 1996 eighth-round draft choice.
July 29, 1996	Acquired D Craig Wolanin from Colorado for Tampa Bay's 1998 second-round choice.
Aug. 3, 1996	Signed free agent D Jay Wells.
Aug. 22, 1996	Acquired Los Angeles' 1997 third-round draft choice from Los Angeles for RW Petr Klima.
Aug. 27, 1996	Acquired RW Dino Ciccarelli from Detroit for Tampa Bay's 1998 fourth-round draft choice.
Sept. 10, 1996	Signed free agent RW Paul Brousseau.
Nov. 18, 1996	Acquired Anaheim's 1997 sixth-round draft choice from Anaheim for LW Brian Bellows.
Nov. 19, 1996	Acquired G Rick Tabaracci from Calgary for C Aaron Gavey.
Jan. 31, 1997	Acquired Toronto's 1998 third-round draft choice from Toronto for D Craig Wolanin.
March 18, 1997	Acquired D Jeff Norton from Edmonton for D Drew Bannister and Tampa Bay's 1997 sixth-round draft choice. Acquired D Jamie Huscroft from Calgary for G Tyler Moss.
June 21, 1997	Acquired San Jose's 1997 fifth-round draft choice from San Jose for LW Shawn Burr. Acquired Calgary's 1998 fourth-round draft choice from Calgary for G Rick Tabaracci.
July 16, 1997	Acquired C Vladimir Vujtek from Edmonton for RW Brantt Myhres. Signed free agent D Yves Racine.
Aug. 20, 1997	Acquired Philadelphia's 1998, 1999, 2000 and 2001 first-round draft choices as compensation for Philadelphia's signing of Group II free agent C Chris Gratton. Acquired RW Mikael Renberg and D Karl Dykhuis from Philadelphia for Philadelphia's 1998, 1999, 2000 and 2001 first-round draft choices (previously acquired).
Aug. 26, 1997	Signed free agent D Victor Ignatjev.
Sept. 23, 1997	Signed free agent LW Louie DeBrusk.
Sept. 28, 1997	Acquired RW Mick Vukota from the NY Islanders in the NHL Waiver Draft.
Oct. 2, 1997	Signed free agent LW Troy Mallette.
Nov. 19, 1997	LW Jeff Toms claimed off waivers by Washington.
Dec. 30, 1997	Acquired D Bryan Marchment, C Steve Kelly and C Jason Bonsignore from Edmonton for D Roman Hamrlik and the rights to C Paul Comrie.
Jan. 15, 1998	Acquired RW Stephane Richer, C Darcy Tucker and D David Wilkie from Montreal for LW Patrick Poulin, D Igor Ulanov and LW Mick Vukota. Acquired RW Jody Hull and G Mark Fitzpatrick from Florida for RW Dino Ciccarelli and D Jeff Norton.
Jan. 22, 1998	Acquired D Jassen Cullimore off waivers from Montreal.
March 14, 1998	Acquired D Enrico Ciccone from Vancouver for D Jamie Huscroft.
March 24, 1998	Acquired RW Sandy McCarthy and Calgary's 1998 third- and fifth-round draft choices from Calgary for LW Jason Wiemer. Acquired RW Andrei Nazarov, future considerations and a conditional exchange of 1998 first-round draft choices from San Jose for Ds Bryan Marchment and David Shaw.
June 11, 1998	Acquired C Craig Janney from Phoenix for LW Louie DeBrusk and Tampa Bay's 1998 fifth-round draft choice.
June 18, 1998	Acquired G Bill Ranford from Washington for Tampa Bay's 1998 third-round draft choice and Tampa Bay's 1999 second-round draft choice.
June 26, 1998	RW Paul Brousseau claimed by Nashville in 1998 NHL Expansion Draft.
June 27, 1998	Acquired Colorado's 1998 seventh-, eighth-, and ninth-round draft choices for Tampa Bay's 1999 sixth-round choice.

July 16, 1998	Signed free agent LW Wendel Clark.
July 17, 1998	Acquired D Michal Sykora from Chicago for G Mark Fitzpatrick and Tampa Bay's 1999 fourth-round draft choice.
July 29, 1998	Signed free agent C Benoit Hogue.
July 30, 1998	Signed free agent C Jesse Belanger.
Oct. 5, 1998	Acquired LW Brent Gilchrist from Detroit in 1998 NHL Waiver Draft. Acquired Detroit's 1999 sixth-round draft choice for LW Brent Gilchrist.
Oct. 13, 1998	Signed free agent D Kjell Samuelsson.
Dec. 10, 1998	Acquired D Drew Bannister from Anaheim for Tampa Bay's 2000 fifth-round draft choice.
Dec. 12, 1998	Acquired C Chris Gratton and RW Mike Sillinger from Philadelphia for RW Mikael Renberg and C Daymond Langkow.
Dec. 28, 1998	Traded D Enrico Ciccone to Washington for future considerations.
Dec. 28, 1998	Acquired D Petr Svoboda from Philadelphia for D Karl Dykhuis.
Jan. 18, 1999	Acquired the NY Islanders' 1999 sixth round draft choice for C Craig Janney.
Jan. 19, 1999	Acquired C Michael Nylander from Calgary for RW Andrei Nazarov.
Jan. 29, 1999	Acquired C Alexandre Daigle from Edmonton for RW Alex Selivanov. Acquired D Sami Helenius from Calgary for future considerations.
Feb. 14, 1999	Signed free agent C Robert Petrovicky.
March 18, 1999	Traded LW Brent Peterson to Pittsburgh for future considerations.
March 20, 1999	Acquired RW Colin Forbes and a conditional draft choice from Philadelphia in 1999 or 2000 for RW Sandy McCarthy and LW Mikael Andersson.
March 21, 1999	Acquired D Sergey Gusev from Dallas for C Benoit Hogue and a conditional draft choice in 2001.
March 23, 1999	Acquired G Kevin Hodson and Detroit's1999 second-round draft choice from Detroit for LW Wendel Clark and Detroit's 1999 sixth-round draft choice. Acquired a conditional draft choice from Detroit for G Bill Ranford. Acquired a conditional draft choice from Colorado for D Sami Helenius.
June 26, 1999	Acquired Chicago's 1999 first-round draft choice, Vancouver's 1999 third-round draft choice and Buffalo's 1999 third-round draft choice from Vancouver for Tampa Bay's 1999 first-round draft choice. Acquired G Dan Cloutier, LW Niklas Sundstrom and the NY Rangers' 2000 first- and third-round draft choices from the NY Rangers for Chicago's 1999 first-round draft choice (previously acquired).
June 30, 1999	Traded LW Rob Zamuner and Tampa Bay's second-round draft pick in 2002 for LW Andreas Johansson as compensation for Tampa Bay's signing of Ottawa general manager Rick Dudley.
July 5, 1999	Signed free agent LW Jeff Shevalier.
July 16, 1999	Signed free agent LW Kyle Freadrich. Signed free agent LW Dale Rominski.
July 22, 1999	Signed free agent D Phil von Stefenelli.
Aug. 4, 1999	Acquired D Andrei Zyuzin, D Bill Houlder, LW Shawn Burr and LW Steve Guolla from San Jose for LW Niklas Sundstrom and the NY Rangers' 2000 third-round draft choice.
Aug. 5, 1999	Acquired G Jeff Reese and Toronto's 2000 ninth-round draft choice for Tampa Bay's 2000 ninth-round draft choice.
Sept. 6, 1999	Signed free agent RW Dan Kesa.
Sept. 27, 1999	Acquired C Viacheslav Butsayev from Ottawa in the 1999 Waiver Draft.
Sept. 29, 1999	Signed free agent RW Stan Drulia. Signed free agent D Ian Herbers.
Oct. 1, 1999	Acquired LW Fredrik Modin from Toronto for D Cory Cross and a seventh-round choice in the 2001 Entry Draft.
Oct. 2, 1999	Signed free agent D Ben Clymer.
Oct. 3, 1999	Traded RW Alexandre Daigle to the NY Rangers for future considerations.
Oct. 7, 1999	Acquired New Jersey's 2000 seventh-round draft choice from New Jersey for C Steve Kelly.
Oct. 28, 1999	C Viacheslav Butsayev claimed off waivers by Ottawa.
Oct. 29, 1999	Claimed C Steve Martins off waivers from Ottawa. Traded D Mikko Kuparinen to Atlanta for future considerations.
Nov. 10, 1999	D Bill Houlder claimed off waivers by Nashville.
Nov. 11, 1999	Acquired C Bruce Gardiner from Ottawa for LW Colin Forbes.
Nov. 12, 1999	Acquired D Bryan Muir and LW Reid Simpson from Chicago for C Michael Nylander.
Nov. 20, 1999	Acquired the rights to LW Nils Ekman and Calgary's 2000 fourth-round draft choice from Calgary for LW Andreas Johansson.
Nov. 26, 1999	Acquired LW Gordie Dwyer from Montreal for D Mike McBain. Claimed LW Pavel Torgaev off waivers from Calgary.
Nov. 29, 1999	Acquired LW Todd Warriner from Toronto for Tampa Bay's 2000 third-round draft choice.
Jan. 13, 2000	Acquired D Chris McAlpine and G Rich Parent from St. Louis for RW Stephane Richer.
Jan. 17, 2000	Acquired RW Jaroslav Svejkovsky from Washington for Tampa Bay's 2001 third-round draft choice and 2000 seventh-round draft choice.
Feb. 9, 2000	Acquired RW Mike Johnson and D Marek Posmyk and Toronto's 2000 fifth-, and sixth-round draft choices for C Darcy Tucker and Tampa Bay's 2000 fourth-round draft choice.
March 1, 2000	LW Steve Guolla claimed off waivers by Atlanta.
March 8, 2000	Traded LW Jeff Shevalier to Ottawa for future considerations.
March 9, 2000	Traded D Ian Herbers to the NY Islanders for the NY Islanders' 2000 seventh-round draft choice.
March 10, 2000	Acquired C Wayne Primeau, C Brian Holzinger, D Cory Sarich and Buffalo's 2000 third-round draft choice from Buffalo for C Chris Gratton and Tampa Bay's 2001 second-round draft choice.
March 11, 2000	Acquired D Mikko Kuparinen from Atlanta for D Chris McAlpine.
March 14, 2000	Acquired C Ryan Johnson and LW Dwayne Hay from Florida for C Mike Sillinger.
March 27, 2000	Signed free agent G Dieter Kochan.
March 30, 2000	Signed free agent D Kenton Smith.
April 13, 2000	Signed free agent D Mike Jones.
June 1, 2000	Traded the rights to LW Eric Beaudoin to Florida for Florida's seventh-round draft choice in 2000.
June 2, 2000	Traded G Kevin Hodson to Montreal for Montreal's 2000 seventh-round draft choice.
June 4, 2000	Traded G Rich Parent to Ottawa for Ottawa's seventh-round draft choice in the 2000 entry draft
June 24, 2000	Acquired G Kevin Weekes, D Kristian Kudroc and the NY Islanders 2001 second-round draft choice from the NY Islanders for Tampa Bay's first-, Calgary's fourth- (previously acquired) and NY Islanders seventh-round (previously acquired) draft choices in 2000.

June 25, 2000	Acquired Philadelphia's fourth-round draft choice in 2000 for Tampa Bay's sixth- and ninth-round draft choice in 2000 and Montreal's seventh-round draft choices in 2000 (previously acquired). Acquired Buffalo's seventh- and ninth-round draft choices in 2001 for Ottawa's seventh-round draft choice in 2000 (previously acquired). Acquired New Jersey's ninth-round draft choice in 2000 for Tampa Bay's eighth-round draft choice in 2001.
July 31, 2000	Signed free agent RW Martin St. Louis.
Sept. 29, 2000	Acquired RW Jason Podollan from Los Angeles in the 2000 NHL Waiver Draft. LW Dwayne Hay claimed by Calgary in the 2000 NHL Waiver Draft.
Oct 25, 2000	Claimed D Craig Millar off Waivers from Nashville.
Nov. 3, 2000	Claimed D Maxim Galanov off Waivers from Florida.
Jan. 4, 2001	Traded C Steve Martins to the NY Islanders for a 2001 conditional draft choice.
Jan. 21, 2001	Traded D Bryan Muir to Colorado for Colorado's 2001 eighth-round draft choice.
Feb. 1, 2001	Acquired RW Matthew Barnaby from Pittsburgh for C Wayne Primeau. Signed free agent D Grant Ledyard.
Feb. 7, 2001	Acquired D Adrian Aucoin and Vancouver's 2001 second-round draft choice from Vancouver for G Dan Cloutier.
Feb. 16, 2001	Acquired G Wade Flaherty from the NY Islanders for a 2001 conditional draft choice.
Feb. 20, 2001	Acquired LW Konstantin Kalmikov from Toronto for D Maxim Galanov.
March 5, 2001	Acquired G Nikolai Khabibulin and D Stan Neckar from Phoenix for RW Mike Johnson, D Paul Mara, RW Ruslan Zainullin and the NY Islanders' second-round choice in 2001 (previously acquired).
March 13, 2001	Acquired C John Emmons from Ottawa for D Craig Millar. Traded D Grant Ledyard to Dallas for Dallas' 2001 seventh-round draft choice.
June 18, 2001	Acquired RW Juha Ylonen from Phoenix for LW Todd Warriner.
June 22, 2001	Acquired D Mathieu Biron and the NY Islanders' 2002 second-round draft choice from the NY Islanders for D Adrian Aucoin and RW Alexander Kharitonov.
June 23, 2001	Acquired New Jersey's second-round draft choice in 2001 from Washington for NY Islanders' second-round draft choice in 2002 (previously acquired). Acquired New Jersey's third-round draft choice in 2001 from Ottawa for Tampa Bay's fourth-round and Buffalo's seventh-round draft choice in 2001 (previously acquired).
June 24, 2001	Acquired D Nolan Pratt from Colorado for Los Angeles' sixth-round draft choice in 2001 (previously acquired). Acquired Philadelphia's fourth, fifth and sixth-round draft choices in 2001 for Tampa Bay's third-round draft choice in 2002. Acquired Los Angeles' sixth-round draft choice and Buffalo's sixth-round draft choice in 2001 for Toronto's fifth-round draft choice in 2001 (previously acquired). Acquired Philadelphia's eighth-round draft choice in 2001 and ninth-round draft choice in 2002 for Tampa Bay's seventh-round draft choice in 2002. Acquired Colorado's ninth-round draft choice in 2001 for Tampa Bay's ninth-round draft choice in 2002.
June 30, 2001	Acquired C Tim Taylor from the NY Rangers for LW Nils Ekman and LW Kyle Freadrich.
July 10, 2001	Acquired C Vaclav Prospal from Florida for C Ryan Johnson and a 2003 sixth-round draft choice
July 13, 2001	Signed free agent LW Dave Andreychuk and free agent D Grant Ledyard.
Aug. 21, 2001	Signed free agent LW Ryan Tobler.
Sept. 28, 2001	Claimed C Glen Metropolit from Washington in the 2001 Waiver Draft.
Oct. 19, 2001	Signed free agent RW Gaetan Royer.
Nov. 9, 2001	Acquired D Josef Boumedienne, D Sascha Goc and RW Anton But from New Jersey for D Andrei Zyuzin.
Dec. 12, 2001	Acquired LW Zdeno Ciger from the NY Rangers for RW Matthew Barnaby.
Dec. 28, 2001	Acquired D Harlan Pratt from Carolina for D Kaspars Astashenko.
Jan. 7, 2002	Acquired D Dan Boyle from Florida for a 2003 fifth-round draft choice.
March 5, 2002	Acquired LW Chris Dingman and RW Shane Willis from Carolina for G Kevin Weekes.
March 15, 2002	Acquired RW Andre Roy and a 2002 sixth-round draft choice from Ottawa for RW Juha Ylonen.
May 29, 2002	Signed free agent G Kevin Hodson.
June 21, 2002	Acquired RW Ruslan Fedotenko, Tampa Bay's and Phoenix's second-round choices (both previously acquired) in the 2002 NHL Entry Draft from Philadelphia for Tampa Bay's first-round choice in the 2002 NHL Entry Draft.
June 22, 2002	Acquired D Brad Lukowich and Dallas's seventh-round choice in the 2003 NHL Entry Draft from Dallas for Tampa Bay's second-round choice in the 2002 NHL Entry Draft. Acquired the San Jose's second and fifth-round choices in the 2002 NHL Entry Draft from San Jose for Phoenix's second-round choice (previously acquired) in the 2002 NHL Entry Draft.
June 23, 2002	Acquired Carolina's sixth-, eighth- and ninth-round choices and Philadelphia's eight-round choice (previously acquired) in the 2002 NHL Entry Draft from Carolina for Tampa Bay's fourth-round choice in the 2003 NHL Entry Draft. Acquired Ottawa's seventh-round choice in the 2002 NHL Entry Draft from Ottawa for D Josef Boumedienne.
Sept. 11, 2002	Signed Free agent D Darren Rumble.
Oct. 4, 2002	D Mathieu Biron claimed by Columbus in NHL Waiver Draft.
Oct. 10, 2002	Acquired LW Boyd Kane from the NY Rangers in exchange for RW Gordie Dwyer.
Jan. 13, 2003	Acquired G John Grahame from Boston in exchange for Tampa Bay's fourth round choice in the 2004 NHL Entry Draft.
Jan. 16, 2003	G Kevin Hodson retired and was assigned a coaching/scouting position within the organization.
Jan. 23, 2003	Signed D Corey Foster.
March 11, 2003	Claimed D Janne Laukkanen off waivers from the NY Rangers. Acquired D Marc Bergevin from Pittsburgh for C Brian Holzinger.
May 12, 2003	Acquired Pittsburgh's ninth-round selection in the 2003 NHL Entry Draft from Pittsburgh in exchange for D Marc Bergevin.
June 19, 2003	Signed free agent C Eric Perrin.
June 21, 2003	Acquired LW Cory Stillman from St. Louis in exchange for Tampa Bay's second round choice (David Backes) in the 2003 NHL Entry Draft on June 21, 2003.
June 22, 2003	Sent a seventh-round choice in the 2004 NHL Entry Draft to Philadelphia in exchange for pick #255 in the eighth round, and sent their ninth-round choice in 2004 to Philadelphia for pick #286.
July 23, 2003	Signed free agent D Pascal Trepanier.
Oct. 24, 2003	Claimed RW Sheldon Keefe off waivers from the New York Rangers.
Oct. 27, 2003	Acquired an eighth-round pick at the 2004 NHL Entry Draft (Justin Keller) from St. Louis in exchange for LW Erkki Rajamaki.
Jan. 27, 2004	Acquired D Darryl Sydor and a fourth-round pick in the 2004 NHL Entry Draft in exchange for C Alexander Svitovand a third-round pick in 2004.
Feb. 25, 2004	Acquired D Timo Helbling from Nashville for an eighth round selection in 2004.
March 9, 2004	Acquired D Stan Neckar from Nashivlle in exchange for a sixth round choice in the 2004 NHL Entry Draft.

June 27, 2004	Acquired the 158th, 188th, and 191st picks in the 2004 NHL Entry Draft from Philadelphia in exchange for Tampa Bay's third round selection in 2005.
July 19, 2004	Signed unrestricted free agent C Craig Darby.
July 28, 2004	Signed unrestricted free agent C Jarrod Skalde and LW Steve McLaren.
July 30, 2004	Signed unrestricted free agent D Terry Virtue.
Aug. 16, 2004	Acquired C Vaclav Prospal from Anaheim in exchange for a second-round pick in 2005.
Sep. 15, 2004	Signed unrestricted free agent Andre Deveaux.
Aug. 5, 2005	Signed free agent LW Mitch Fritz.
Aug. 9, 2005	Signed unrestricted free agents G Sean Burke and RW Rob DiMaio.
Aug. 18, 2005	Signed free agent RW Jim Campbell, RW Norm Milley and C Jason Jaspers.
Aug. 26, 2005	Signed G Morgan Cey.
Sep. 7, 2005	Signed free agent D Todd Rohloff.
Jan. 10, 2006	Placed LW Dave Andreychuk on waivers, did not require him to report.
Feb. 8, 2006	Acquired LW Zdenek Blatny from Boston in exchange for G Brian Eklund.
June 1, 2006	Signed unrestricted free agent G Johan Holmqvist.
July 1, 2006	Signed unrestricted free agent C Andreas Karlsson.
July 1, 2006	Signed unrestricted free agent D Andy Delmore.
July 1, 2006	Acquired G Marc Denis from Columbus in exchange for LW Fredrik Modin and G Fredrik Norrena.
July 2, 2006	Acquired Dallas' fourth round pick in the 2008 NHL Entry Draft in exchange for D Darryl Sydor.
July 2, 2006	Signed unrestricted free agent D Filip Kuba.
July 4, 2006	Signed G Marc Denis.
July 6, 2006	Signed unrestricted free agent D Doug Janik.
July 11, 2006	Signed unrestricted free agent D Luck Richardson.
July 15, 2006	Signed unrestricted free agent C Eric Healey.
Nov. 9, 2006	Acquired C Daniel Corso from Philadelphia in exchange for RW Darren Reid.
Dec. 2, 2006	Claimed LW Andre Roy off re-entry waivers from Pittsburgh.
Jan. 20, 2007	Acquired G Ryan Munce from Los Angeles in exchange for a fourth-round draft pick in 2008.
Jan. 31, 2007	Acquired RW Kyle Wanvig and RW Stephen Baby from Atlanta in exchange for D Andy Delmore and RW Andre Deveaux.
Feb. 24, 2007	Acquired D Shane O'Brien and a third-round pick in 2007 from Anaheim in exchange for G Gerald Coleman and Tampa Bay's first-round pick in 2007.
Feb. 27, 2007	Acquired D Joe Rullier from Anaheim in exchange for D Doug O'Brien. Acquired RW Jason Ward from Los Angeles in exchange for a fifth-round pick in 2007. Acquired RW Karl Stewart and a sixth-round draft pick in 2008 from Chicago in exchange for Nikita Alexeev.
April 6, 2007	Signed D Vladmir Mihalik.
May 31, 2007	Signed G Riku Helenius and C Chris Lawrence.
June 13, 2007	Acquired C Chris Gratton from Florida in exchange for a second round pick in 2007 or 2008 (Florida's option).
June 14, 2007	Signed LW Jan Hlavac.
June 23, 2007	Acquired the 150th (Matt Marshall), 183rd (Torrie Jung) and 210th (Justin Courtnall) overall picks in the 2007 NHL Entry Draft from Ottawa in exchange for Dallas' fourth-round pick in 2008 (previously acquired).
July 1, 2007	Signed RW Michel Ouellet.
July 2, 2007	Signed LW Craig MacDonald and LW Mathieu Darche.
July 3, 2007	Signed D Brad Lukowich, D Jay Leach and D David Schneider.
July 4, 2007	Acquired D Bryce Lampman from the NY Rangers in exchange for LW Mitch Fritz.
July 6, 2007	Signed D Dan Jancevski.
July 12, 2007	Signed D Mike Lundin.
Nov. 19, 2007	Acquired D Mario Scalzo from Dallas in exchange for D Bryce Lampman.
Jan. 15, 2008	Acquired RW Junior Lessard from Dallas in exchange for D Dan Jancevski.
Feb. 25, 2008	Acquired D Alexandre Picard and a conditional draft pick from Philadelphia in exchange for Vaclav Prospal.
Feb. 26, 2008	Acquired G Mike Smith, C Jeff Halpern, LW Jussi Jokinen and a fourth-round pick in 2009 from Dallas in exchange for C Brad Richards and G Johan Holmqvist. Acquired RW Brandon Segal and a seventh-round pick in 2008 from Anaheimin exchange for D Jay Leach. Acquired a seventh-round pick in 2008 from Nashville in exchange for LW Jan Hlavac.
April 24, 2008	Signed F Paul Szczechura.
June 2, 2008	Signed D Kevin Quick.
June 18, 2008	Acquired the rights to C/LW Vaclav Prospal from Philadelphia in exchange for Nashville's seventh-round pick (previously acquired), 196th overall, in the 2008 NHL Entry Draft.
June 21, 2008	Acquired a fourth-round pick, 117th overall, (James Wright) and a fifth-round pick, 147th overall, (Kyle DeCoste) at the 2008 NHL Entry Draft along with a third-round pick in 2009 from San Jose in exchange for Tampa Bay's third-round pick, 62nd overall, in 2008.
June 28, 2008	Acquired the rights to LWs Ryan Malone and Gary Roberts from Pittsburgh in exchange for a conditional draft pick in 2009. (Both signed June 30, 2008)
June 29, 2008	Acquired the rights to RW Brian Rolston from Minnesota in exchange for a conditional 2009 or 2010 draft choice.
June 30, 2008	Acquired D Janne Niskala from Philadelphia in exchange for a sixth-round pick in the 2009 NHL Entry Draft.
July 1, 2008	Signed unrestricted free agents G Olaf Kolzig, RW Adam Hall and RW Radim Vrbata.
July 3, 2008	Signed unrestricted free agents LW David Koci, C Wyatt Smith and D Scott Jackson.
July 4, 2008	Acquired D Matt Carle, D Ty Wishart, a first-round selection in 2009 and a fourth-round pick in 2010 from San Jose in exchange for D Dan Boyle and D Brad Lukowich.
July 8, 2008	Signed unrestricted free agents RW Mark Recchi and RW Brandon Bochenski.
July 9, 2008	Signed unrestricted free agent D Andrew Hutchinson.
July 10, 2008	Signed unrestricted free agent Zenon Konopka.
Aug. 29, 2008	Acquired D Andrej Meszaros from Ottawa in exchange for D Filip Kuba, D Alexandre Picard and San Jose's first-round pick in 2009 (previously acquired).

Sept. 29, 2008	Acquired a conditional draft pick in the 2009 NHL Entry Draft from Nashville in exchange for Nick Tarnasky.
Oct. 6, 2008	Acquired D Lukas Krajicek and LW Juraj Simek from Vancouver in exchange for Shane O'Brien and Michel Ouellet.
Oct. 21, 2008	Claimed LW Matt Pettinger off re-entry waivers from Vancouver.
Oct. 23, 2008	Signed D Marek Malik.
Nov. 7, 2008	Acquired D Steve Eminger, RW Steve Downie and a fourth-round pick in 2009 from Philadelphia in exchange for D Matt Carle and San Jose's third-round pick (previously acquired) in the 2009 NHL Entry draft.
Nov. 20, 2008	Claimed LW David Koci off waivers from St. Louis.
Nov. 30, 2008	Acquired RW Lauri Tukonen from Dallas in exchange for D Andrew Hutchinson.
Jan. 19, 2009	Claimed D Cory Murphy from Florida on re-entry waivers.
Feb. 3, 2009	Signed G Mike McKenna.
Feb. 7, 2009	Acquried LW Wade Brookbank, D Josef Melichar and a fourth-round pick in 2009 from Carolina in exchange for Jussi Jokinen.
March 4, 2009	Acquired D Matt Lashoff and RW Martins Karsums from Boston in exchange for RW Mark Recchi and a second-round choice in 2010; Acquired D Richard Petiot from Toronto in exchange for G Olaf Kolzig, D Jamie Heward, D Andy Rogers and a fourth-round pick in 2009; Acquired D Noah Welch and a third-round draft choice in 2009 from Florida in exchange for D Steve Eminger.
March 4, 2009	Acquired defenseman Richard Petiot from the Tortonto Maple Leafs in exchange for Olaf Kolzig, Jamie Heward, Andy Rogers and a fourth-round pick in 2009 (previously acquired).
March 4, 2009	Acquired D Noah Welch and a third-round draft pick in 2009 from Florida in exchange for D Steve Eminger.
June 26, 2009	Acquired the 29th overall pick (Carter Ashton) in the 2009 NHL Entry Draft from Detroit in exchange for the 32nd overall pick in the second round and the 75th overall pick in the third round in 2009.
June 27, 2009	Acquired the 148th overall pick in the fifth round in the 2009 NHL Entry Draft from Nashville in exchange for a fifth-round pick in 2010.
July 1, 2009	Signed free agent D Mattias Ohlund and D Matt Walker.
July 7, 2009	Signed free agent LW Stephane Veilleux.
July 8, 2009	Signed free agent D Kurtis Foster.
July 10, 2009	Signed free agent G Antero Niittymaki.
July 21, 2009	Acquired LW Todd Fedoruk and D David Hale from Phoenix in exchange for RW Radim Vrbata.
Aug. 13, 2009	Acquired LW Drew Miller and a third round pick in 2010 from Anaheim in exchange for RW Evgeny Artyukhin.
Sept. 1, 2009	Signed free agent LW Alex Tanguay

ALL-TIME SKATER REGISTER

Dmitry Afanasenkov — Left Wing — #37,29

YEAR	GP	G	A	TP	PIM
2000-01	9	1	1	2	4
2001-02	5	0	0	0	0
2003-04	71	6	10	16	12
2005-06	68	9	6	15	16
2006-07	33	3	3	6	8
TOTALS	186	19	20	39	40
PLAYOFFS	GP	G	A	TP	PIM
2003-04	23	1	2	3	6
2005-06	5	0	1	1	2
TOTALS	28	1	3	4	8

Tampa Bay's third-round choice, 72nd overall, in 1998 Entry Draft. Claimed off waivers by Philadelphia on January 2, 2007

Nikita Alexeev — Right Wing — #15

YEAR	GP	G	A	TP	PIM
2001-02	44	4	4	8	8
2002-03	37	4	2	6	8
2006-07	63	10	11	21	12
TOTALS	144	18	17	35	30
PLAYOFFS	GP	G	A	TP	PIM
2002-03	11	1	0	1	0

Tampa Bay's first-round choice, eighth overall, in 2000 Entry Draft. Traded to Chicago in exchange for Karl Stewart and a sixth-round draft pick in 2007 on February 27, 2007

Mikael Andersson — Right Wing — #34

YEAR	GP	G	A	TP	PIM
1992-93	77	16	11	27	14
1993-94	76	13	12	25	23
1994-95	36	4	7	11	4
1995-96	64	8	11	19	2
1996-97	70	5	14	19	8
1997-98	72	6	11	17	29
1998-99	40	2	3	5	4
TOTALS	435	54	69	123	84
PLAYOFFS	GP	G	A	TP	PIM
1995-96	6	1	1	2	0

Signed as a free agent by Tampa Bay, June 29, 1992. Traded to Philadelphia with Sandy McCarthy for Colin Forbes and
Philadelphia's fifth-round choice (Michal Lanicek) in 1999 Entry Draft, March 20, 1999.

Dave Andreychuk — Left Wing — #25

YEAR	GP	G	A	TP	PIM
2001-02	82	21	17	38	109
2002-03	72	20	14	34	34
2003-04	82	21	18	39	42
2005-06	42	6	12	18	16
TOTALS	278	68	61	129	201
PLAYOFFS	GP	G	A	TP	PIM
2002-03	11	3	3	6	10
2003-04	23	1	13	14	14
TOTALS	34	4	16	20	24

Signed as a free agent by Tampa Bay, July 13, 2001. Became a free agent on July 1, 2006.

Evgeny Artyukhin — Right Wing — #76

YEAR	GP	G	A	TP	PIM
2005-06	72	4	13	17	90
2008-09	73	6	10	16	151
TOTALS	145	10	23	33	241

Tampa Bay's third-round pick, 94th overall, at the 2001 NHL Entry Draft.

Kaspars Astashenko — Defense/Right Wing — #49, 62

YEAR	GP	G	A	TP	PIM
1999-00	8	0	1	1	4
2000-01	15	1	1	2	4
TOTALS	23	1	2	3	8

Tampa Bay's fifth-round choice, 127th overall, in 1999 Entry Draft. Traded to Carolina for Harlan Pratt, December 28, 2001.

Adrian Aucoin — Defense — #6

YEAR	GP	G	A	TP	PIM
2000-01	26	1	11	12	25

Acquired from Vancouver with Vancouver's second-round choice in 2001 Entry Draft for Dan Cloutier, February 7, 2001. Traded to NY Islanders with Alexander Kharitonov for Mathieu Biron and the NY Islanders' second-round choice (later traded to Washington) in 2002 Entry Draft, June 22, 2001.

Drew Bannister — Defense — #5, 55

YEAR	GP	G	A	TP	PIM
1995-96	13	0	1	1	4
1996-97	64	4	13	17	44
1998-99	21	1	2	3	24
TOTALS	98	5	16	21	72

Tampa Bay's second-round choice, 26th overall, in 1992 Entry Draft. Traded to Edmonton with Tampa Bay's sixth-round choice (Peter Sarno) in 1997 Entry Draft for Jeff Norton, March 18, 1997. Acquired from Anaheim for Tampa Bay's fifth-round choice (Peter

Podhradsky) in 2000 Entry Draft, December 10, 1998. Contract bought out, October 5, 1999.

Matthew Barnaby		Right Wing			#36
YEAR	GP	G	A	TP	PIM
2000-01	29	4	4	8	97
2001-02	29	0	0	0	70
TOTALS	58	4	4	8	167

Acquired from Pittsburgh for Wayne Primeau, February 1, 2001. Traded to NY Rangers for Zdeno Ciger, December 12, 2001.

Bob Beers		Defense			#2
YEAR	GP	G	A	TP	PIM
1992-93	64	12	24	36	70
1993-94	16	1	5	6	12
TOTALS	80	13	29	42	82

Acquired from Boston for Stephane J.G. Richer, October 28, 1992. Traded to Edmonton for Chris Joseph, November 11, 1993.

Brian Bellows		Left Wing			#23
YEAR	GP	G	A	TP	PIM
1995-96	79	23	26	49	39
1996-97	7	1	2	3	0
TOTALS	86	24	28	52	39
PLAYOFFS	GP	G	A	TP	PIM
1995-96	6	2	0	2	4

Acquired from Montreal for Marc Bureau, June 30, 1995. Traded to Anaheim for Anaheim's sixth-round choice (Andrei Skopintsev) in 1997 Entry Draft, Nov. 19, 1996.

Marc Bergevin		Defense			#3, 25
YEAR	GP	G	A	TP	PIM
1992-93	78	2	12	14	66
1993-94	83	1	15	16	87
1994-95	44	2	4	6	51
2002-03	1	0	0	0	0
TOTALS	206	5	31	36	204

Signed as a free agent by Tampa Bay on July 9, 1992. Traded to Detroit with Ben Hankinson for Shawn Burr and Detroit's third-round choice (later traded to Boston-Boston selected Jason Doyle) in the 1996 Entry Draft, August 17, 1995. Acquired from Pittsburgh in exchange for Brian Holzinger, March 11, 2003. Traded to Pittsburgh for Pittsburgh's ninth-round choice in the 2003 Entry Draft, May 12, 2003.

Tim Bergland		Right Wing			#21
YEAR	GP	G	A	TP	PIM
1992-93	27	3	3	6	11
1993-94	51	6	5	11	6
TOTALS	78	9	8	17	17

Claimed from Washington in Expansion Draft, June 18, 1992. Claimed off waivers by Washington, March 19, 1994.

Karel Betik		Defense			#6
YEAR	GP	G	A	TP	PIM
1998-99	3	0	2	2	2

Tampa Bay's fifth-round choice, 112th overall, in 1997 Entry Draft. Contract bought out, February 17, 2000.

Mathieu Biron		Defense			#43
YEAR	GP	G	A	TP	PIM
2001-02	36	0	0	0	12

Acquired from NY Islanders with NY Islanders' second-round choice (later traded to Washington) in 2002 NHL Entry Draft for Adrian Aucoin and Alexander Kharitonov, June 22, 2001.

Brandon Bochenski		Right Wing			#27
YEAR	GP	G	A	TP	PIM
2008-09	7	0	1	1	2

Signed as a free agent on July 8, 2008.

Jason Bonsignore		Center			#26, 64
YEAR	GP	G	A	TP	PIM
1997-98	35	2	8	10	2
1998-99	23	0	3	3	8
TOTALS	58	2	11	13	10

Acquired from Edmonton with Bryan Marchment and Steve Kelly for Roman Hamrlik and Paul Comrie, December 30, 1997. Became a free agent, July 1, 1999.

Josef Boumedienne		Defense			#55
YEAR	GP	G	A	TP	PIM
2001-02	3	0	0	0	4

Acquired from New Jersey with Anton But and Sascha Goc for Andrei Zyuzin, November 9, 2001. Traded to Ottawa for Ottawa's seventh-round choice (Fredrik Norrena) in 2002 Entry Draft, June 23, 2002.

Dan Boyle		Defense			#29, 22
YEAR	GP	G	A	TP	PIM
2001-02	41	5	15	20	27
2002-03	77	13	40	53	44
2003-04	78	9	30	39	60
2005-06	79	15	38	53	38
2006-07	82	20	43	63	62
2007-08	37	4	21	25	57
TOTALS	394	66	187	253	288
PLAYOFFS	GP	G	A	TP	PIM
2002-03	11	0	7	7	6
2003-04	23	2	8	10	16
2005-06	5	1	3	4	6
2006-07	6	0	1	1	2
TOTALS	45	3	19	22	30

Acquired from Florida for a fifth-round choice in 2003 NHL Entry Draft, January 7, 2002. Traded to San Jose with Brad Lukowich in exchange for Matt Carle, Ty Wishart, a first-round pick in 2009 and a fourth-round pick in 2010.

Brian Bradley		Center			#19
YEAR	GP	G	A	TP	PIM
1992-93	80	42	44	86	92
1993-94	78	24	40	64	56
1994-95	46	13	27	40	42
1995-96	75	23	56	79	77
1996-97	35	7	17	24	16
1997-98	14	2	5	7	6
TOTALS	328	111	189	300	289
PLAYOFFS	GP	G	A	TP	PIM
1995-96	5	0	3	3	6

Claimed from Toronto in Expansion Draft, June 18, 1992. Became a free agent, July 1, 1999.

Paul Brousseau		Right Wing			#10
YEAR	GP	G	A	TP	PIM
1996-97	6	0	0	0	0
1997-98	11	0	2	2	27
TOTALS	17	0	2	2	27

Signed as a free agent, September 10, 1996. Claimed by Nashville in Expansion Draft, June 26, 1998.

Marc Bureau		Center			#28
YEAR	GP	G	A	TP	PIM
1992-93	63	10	21	31	111
1993-94	75	8	7	15	30
1994-95	48	2	12	14	30
TOTALS	186	20	40	60	171

Claimed off waivers from Minnesota, October 16, 1992. Traded to Montreal for Brian Bellows, June 30, 1995.

Shawn Burr		Left Wing			#11
YEAR	GP	G	A	TP	PIM
1995-96	81	13	15	28	119
1996-97	74	14	21	35	106
1999-00	4	0	2	2	0
TOTALS	159	27	38	65	225
PLAYOFFS	GP	G	A	TP	PIM
1995-96	6	0	2	2	8

Acquired from Detroit with Detroit's third-round choice (later traded to Boston-Boston selected Jason Doyle) in 1996 Entry Draft for Marc Bergevin and Ben Hankinson, August 17, 1995. Traded to San Jose for San Jose's fifth-round choice (Mark Thompson) in 1997 Entry Draft, June 21, 1997. Acquired from San Jose with Andrei Zyuzin, Bill Houlder and Steve Guolla for Niklas Sundstrom and the NY Rangers' third-round choice (later traded to Chicago-Chicago selected Igor Radulov) in 2000 Entry Draft (previously acquired by Tampa Bay), August 4, 1999. Contract bought out, July 1, 2000.

Viacheslav Butsayev		Center			#29
YEAR	GP	G	A	TP	PIM
1999-00	2	0	0	0	0

Claimed from Ottawa in NHL Waiver Draft, September 27, 1999. Claimed off waivers by Ottawa, October, 28, 1999.

Jock Callander		Center			#12
YEAR	GP	G	A	TP	PIM
1992-93	8	1	1	2	2

Signed as a free agent, July 29, 1992. Became a free agent, July 1, 1993.

Jim Campbell		Right Wing			#16
YEAR	GP	G	A	TP	PIM
2005-06	1	0	0	0	2

Signed as a free agent, August 18, 2005. Became a free agent on July 1, 2006.

Dave Capuano		Left Wing			#9
YEAR	GP	G	A	TP	PIM
1992-93	6	1	1	2	2

Acquired from Vancouver with Vancouver's fourth-round choice (later traded to New Jersey-later traded to Calgary-Calgary selected Ryan Duthie) in 1994 Entry Draft for Anatoli Semenov, November 3, 1992. Traded to San Jose for Peter Ahola, June 19, 1993.

Matt Carle		Defense			#5
YEAR	GP	G	A	TP	PIM
2008-09	12	1	1	2	6

Acquired from San Jose with Ty Wishart, a first-round pick in 2009 and a fourth-round pick in 2010 in exchange for Dan Boyle and Brad Lukowich on July 4, 2008. Traded to Philadelphia with San Jose's first-round pick in 2009 (previously acquired) in exchange for Steve Eminger, Steve Downie and a fourth-round pick in 2009.

Shawn Chambers		Defense			#22
YEAR	GP	G	A	TP	PIM
1992-93	55	10	29	39	36
1993-94	66	11	23	34	23
1994-95	24	2	12	14	6
TOTALS	145	23	64	87	65

Claimed from Washington in Expansion Draft, June 18, 1992. Traded to New Jersey with Danton Cole for Alexander Semak and Ben Hankinson, March 14, 1995.

Eric Charron		Defense			#3
YEAR	GP	G	A	TP	PIM
1993-94	4	0	0	0	2
1994-95	45	1	4	5	26
1995-96	14	0	0	0	18
TOTALS	63	1	4	5	46

Acquired from Montreal with Alain Cote and future considerations (Donald Dufresne, June 18, 1993) for Rob Ramage, March 20, 1993. Traded to Washington for Washington's seventh-round choice (Eero Somervuori) in 1997 Entry Draft, November 16, 1995.

Martin Cibak		Center			#46
YEAR	GP	G	A	TP	PIM
2001-02	26	1	5	6	8
2003-04	63	2	7	9	30
2005-06	65	2	6	8	22
TOTALS	154	5	18	23	60
PLAYOFFS	GP	G	A	TP	PIM
2003-04	6	0	1	1	0
2005-06	5	0	0	0	0
TOTALS	11	0	1	1	0

Tampa Bay's ninth-round choice, 252nd overall, in the 1998 Entry Draft. Became a free agent on July 1, 2006.

Dino Ciccarelli		Right Wing			#22
YEAR	GP	G	A	TP	PIM
1996-97	77	35	25	60	116
1997-98	34	11	6	17	42
TOTALS	111	46	31	77	158

Acquired from Detroit for Tampa Bay's fourth-round choice (later traded to Toronto-Toronto selected Alexei Ponikarovsky) in the 1998 Entry Draft, August 27, 1996. Traded to Florida with Jeff Norton for Mark Fitzpatrick and Jody Hull, January 15, 1998.

Enrico Ciccone		Defense			#2, 39
YEAR	GP	G	A	TP	PIM
1993-94	11	0	1	1	52
1994-95	41	2	4	6	225
1995-96	55	2	3	5	258
1997-98	12	0	0	0	45
1998-99	16	1	1	2	24
TOTALS	135	5	9	14	604

Acquired from Washington with Washington's third-round choice (later traded to Anaheim-Anaheim selected Craig Reichert) in 1994 Entry Draft and the return of future draft choices transferred in the Pat Elynuik trade for Joe Reekie, March 21, 1994. Traded to Chicago with Tampa Bay's second-round choice (Jeff Paul) in 1996 Entry Draft for Patrick Poulin, Igor Ulanov and Chicago's second-round choice (later traded to New Jersey- New Jersey selected Pierre Dagenais) in 1996 Entry Draft, March 20, 1996. Acquired from Vancouver for Jamie Huscroft, March 14, 1998. Traded to Washington for future considerations, December 28, 1998.

Zdeno Ciger		Left Wing			#18
YEAR	GP	G	A	TP	PIM
2001-02	27	6	6	12	10

Acquired from NY Rangers for Matthew Barnaby, December 12, 2001. Reached a negotiated settlement, March 8, 2002.

Wendel Clark		Left Wing			#17
YEAR	GP	G	A	TP	PIM
1998-99	65	28	14	42	35

Signed as a free agent, July 16, 1998. Traded to Detroit with Detroit's sixth-round choice (Kent McDonell) in 1999 Entry Draft (previously acquired by Tampa Bay) for Kevin Hodson and San Jose's second-round draft choice (Sheldon Keefe) in 1999 Entry Draft (previously acquired by Detroit), March 23, 1999.

Ben Clymer		Defense/Right Wing			#7
YEAR	GP	G	A	TP	PIM
1999-00	60	2	6	8	87
2000-01	23	5	1	6	21
2001-02	81	14	20	34	36
2002-03	65	6	12	18	57
2003-04	66	2	8	10	50
TOTALS	295	29	47	76	251
PLAYOFFS	GP	G	A	TP	PIM
2002-03	11	0	2	2	6
2003-04	5	0	0	0	0
TOTALS	16	0	2	2	6

Signed as a free agent, October 2, 1999. Became an unrestricted free-agent July 1, 2004.

Danton Cole		Right Wing			#24
YEAR	GP	G	A	TP	PIM
1992-93	67	12	15	27	23
1993-94	81	20	23	43	32
1994-95	26	3	3	6	6
TOTALS	174	35	41	76	61

Acquired from Winnipeg for future considerations, June 19, 1992. Traded to New Jersey with Shawn Chambers for Alexander Semak and Ben Hankinson, March 14, 1995.

Alain Cote		Defense			#6
YEAR	GP	G	A	TP	PIM
1992-93	2	0	0	0	0

Acquired from Montreal with Eric Charron and future considerations (Donald Dufresne, June 18, 1993) for Rob Ramage, March 20, 1993. Became a free agent, July 1, 1993.

Ryan Craig		Center			#34
YEAR	GP	G	A	TP	PIM
2005-06	48	15	13	28	6
2006-07	72	14	13	27	55
2007-08	7	1	1	2	0
2008-09	54	2	4	6	60
TOTALS	181	32	31	63	121
PLAYOFFS	GP	G	A	TP	PIM
2006-07	6	0	0	0	12

Tampa Bay's eighth-round pick, 255th overall, at the 2002 NHL Entry Draft.

Adam Creighton		Center			#10
YEAR	GP	G	A	TP	PIM
1992-93	83	19	20	39	110
1993-94	53	10	10	20	37
TOTALS	136	29	30	59	147

Claimed from NY Islanders in NHL Waiver Draft, October 4, 1992. Traded to St. Louis for Tom Tilley, October 6, 1994.

Cory Cross		Defense			#4
YEAR	GP	G	A	TP	PIM
1993-94	5	0	0	0	6
1994-95	43	1	5	6	41
1995-96	75	2	14	16	66
1996-97	72	4	5	9	95
1997-98	74	3	6	9	77
1998-99	67	2	16	18	92
TOTALS	336	12	46	58	377
PLAYOFFS	GP	G	A	TP	PIM
1995-96	6	0	0	0	22

Tampa Bay's first-round choice, first overall, in 1992 Supplemental Draft. Traded to Toronto with Tampa Bay's seventh-round choice (Ivan Kolozvary) in 2001 Entry Draft for Fredrik Modin, October 1, 1999.

Doug Crossman		Defense			#3
YEAR	GP	G	A	TP	PIM
1992-93	40	8	21	29	18

Claimed from Quebec in Expansion Draft, June 18, 1992. Traded to St. Louis with Basil McRae and Tampa Bay's fourth-round choice (Andrei Petrakov) in 1996 Entry Draft for Jason Ruff and future considerations, January 28, 1993.

John Cullen		Center			#12
YEAR	GP	G	A	TP	PIM
1995-96	76	16	34	50	65
1996-97	70	18	37	55	95
1997-98		DID NOT PLAY			
1998-99	4	0	0	0	2
TOTALS	150	34	71	105	162
PLAYOFFS	GP	G	A	TP	PIM
1995-96	5	3	3	6	0

Signed as a free agent, September 11, 1995. Retired, November 27, 1998.

Jassen Cullimore — **Defense** — **#5,27**

YEAR	GP	G	A	TP	PIM
1997-98	25	1	2	3	22
1998-99	78	5	12	17	81
1999-00	46	1	1	2	66
2000-01	74	1	6	7	80
2001-02	78	4	9	13	58
2002-03	28	1	3	4	31
2003-04	79	2	5	7	58
TOTALS	380	14	35	49	365
PLAYOFFS	GP	G	A	TP	PIM
2002-03	11	1	1	2	4
2003-04	11	0	2	2	6
TOTALS	22	1	3	4	10

Claimed off waivers from Montreal, January 22, 1998. Signed as a free agent with Chicago July 22, 2004.

Jim Cummins — Right Wing — #12, 27

YEAR	GP	G	A	TP	PIM
1993-94	4	0	0	0	13
1994-95	10	1	0	1	41
TOTALS	14	1	0	1	54

Acquired from Philadelphia with Philadelphia's fourth-round choice (later traded back to Philadelphia - Philadelphia selected Radovan Somik) in 1995 Entry Draft for Rob DiMaio, March 18, 1994. Traded to Chicago with Tom Tilley and Jeff Buchanan for Paul Ysebaert and Rich Sutter, February 22, 1995.

Alexandre Daigle — **Right Wing** — **#21**

YEAR	GP	G	A	TP	PIM
1998-99	32	6	6	12	2

Acquired from Edmonton for Alexander Selivanov, January 29, 1999. Traded to the NY Rangers for future considerations, October 3, 1999.

Matheiu Darche — **Left Wing** — **#21**

YEAR	GP	G	A	TP	PIM
2007-08	73	7	15	22	20

Signed as a free agent on July 2, 2007. Became a free agent on July 1, 2008.

Louie DeBrusk — **Left Wing** — **#36**

YEAR	GP	G	A	TP	PIM
1997-98	54	1	2	3	166

Signed as a free agent, September 23, 1997. Traded to Phoenix with Tampa Bay's fifth-round choice (Jay Leach) in 1998 Entry Draft for Craig Janney, June 11, 1998.

Xavier Delisle — **Center** — **#43**

YEAR	GP	G	A	TP	PIM
1998-99	2	0	0	0	0

Tampa Bay's sixth-round choice, 157th overall, in 1996 Entry Draft. Became a free agent, July 1, 2000.

Rob DiMaio — Center — #18

YEAR	GP	G	A	TP	PIM
1992-93	54	9	15	24	62
1993-94	39	8	7	15	40
2005-06	61	4	13	17	30
2006-07	-	-	-	-	-
TOTALS	154	21	35	56	132
PLAYOFFS	GP	G	A	TP	PIM
2005-06	2	0	0	0	0
2006-07	-	-	-	-	-

Claimed from NY Islanders in Expansion Draft, June 18, 1992. Traded to Philadelphia for Jim Cummins and Philadelphia's fourth-round choice (later traded back to Philadelphia-Philadelphia selected Radovan Somik) in 1995 Entry Draft, March 18, 1994. Signed by the Lightning on August 9, 2005. Became a free agent on July 1, 2007.

Chris Dingman — **Left Wing** — **#11**

YEAR	GP	G	A	TP	PIM
2001-02	14	0	4	4	103
2002-03	51	2	1	3	91
2003-04	74	1	5	6	140
2005-06	34	0	1	1	22
TOTALS	173	3	11	14	356
PLAYOFFS	GP	G	A	TP	PIM
2002-03	11	1	0	1	4
2003-04	23	1	1	2	63
2005-06	3	0	0	0	19
TOTALS	37	2	1	3	86

Acquired from Carolina with Shane Willis for Kevin Weekes, March 3, 2002. Became a free agent on July 1, 2006.

Steve Downie — **Right Wing** — **#9**

YEAR	GP	G	A	TP	PIM
2008-09	23	3	3	6	54

Acquired from Philadelphia with Steve Eminger and a fourth-round pick in 2009 in exchange for Matt Carle and San Jose's third-round pick (previously acquired) in the 2009 NHL Entry Draft.

Stan Drulia — **Right Wing** — **#20, 27**

YEAR	GP	G	A	TP	PIM
1992-93	24	2	1	3	10
1999-00	68	11	22	33	24
2000-01	34	2	4	6	18
TOTALS	126	15	27	42	52

Signed as a free agent, September 1, 1992. Contract bought out, effective July 1, 1994. Signed as a free agent, September 29, 1999. Became a free agent, July 1 2001.

Donald Dufresne — **Defense** — **#6**

YEAR	GP	G	A	TP	PIM
1993-94	51	2	6	8	48

Acquired from Montreal to complete March 20, 1993 trade in which Rob Ramage was traded to Montreal for Eric Charron, Alain Cote and future considerations, June 20, 1993. Traded to Los Angeles for Los Angeles' sixth-round choice (Daniel Juden) in 1994 Entry Draft, March 19, 1994.

Gordie Dwyer — **Left Wing** — **#34**

YEAR	GP	G	A	TP	PIM
1999-00	24	0	1	1	135
2000-01	28	0	1	1	96
2001-02	26	0	2	2	60
TOTALS	78	0	4	4	291

Acquired from Montreal for Mike McBain, November 26, 1999. Traded to NY Rangers in exchange for LW Boyd Kane, October 10, 2002.

Karl Dykhuis — **Defense** — **#14**

YEAR	GP	G	A	TP	PIM
1997-98	78	5	9	14	110
1998-99	33	2	1	3	18
TOTALS	111	7	10	17	128

Acquired from Philadelphia with Mikael Renberg for Philadelphia's first-round choices in 1998 (Simon Gagne), 1999 (Maxime Oullet), 2000, and 2001 Entry Drafts (previously acquired by Tampa Bay), August 20, 1997. Traded to Philadelphia for Petr Svoboda, December, 28, 1998.

Allan Egeland — **Center** — **#25**

YEAR	GP	G	A	TP	PIM
1995-95	5	0	0	0	2
1996-97	4	0	0	0	5
1997-98	8	0	0	0	9
TOTALS	17	0	0	0	16

Tampa Bay's third-round choice, 55th overall, in 1993 Entry Draft. Became a free agent, July 1, 1998.

Nils Ekman — **Left Wing** — **#28**

YEAR	GP	G	A	TP	PIM
1999-00	28	2	2	4	36
2000-01	43	9	11	20	40
TOTALS	71	11	13	24	76

Acquired from Calgary with Calgary's fourth-round choice (later traded to NY Islanders–Islanders selected Vladimir Gorbunov) in 2000 Entry Draft for Andreas Johansson, November 20, 1999. Traded to the NY Rangers with Kyle Freadrich for Tim Taylor, June 30, 2001.

Matt Elich — **Right Wing** — **#42**

YEAR	GP	G	A	TP	PIM
1999-00	8	1	1	2	0
2000-01	8	0	0	0	0
TOTALS	16	1	1	2	0

Tampa Bay's third-round choice, 61st overall, in 1997 Entry Draft. Became a free agent, July 1, 2003.

Pat Elynuik — **Right Wing** — **#15**

YEAR	GP	G	A	TP	PIM
1993-94	63	12	14	26	64

Acquired from Washington for future draft choices, October 22, 1993. Became a free agent, July 1, 1994.

Steve Eminger — **Defense** — **#44**

YEAR	GP	G	A	TP	PIM
2008-09	50	4	19	23	36

Acquired from Philadelphia with Steve Downie and a fourth-round pick in 2009 in exchange for Matt Carle and San Jose's third-round pick (previously acquired) in the 2009 draft on November 7, 2008. Traded to Florida in exchange for Noah Welch and a third-round pick in 2009 on March 4, 2009.

John Emmons — **Center** — **#10**

YEAR	GP	G	A	TP	PIM
2000-01	12	1	1	2	22

Acquired from Ottawa for Craig Millar, March 13, 2001. Became a free agent, July 1, 2001.

Ruslan Fedotenko		Right Wing			#17
YEAR	GP	G	A	TP	PIM
2002-03	76	19	13	32	44
2003-04	77	17	22	39	30
2005-06	80	26	15	41	44
2006-07	80	12	20	32	52
TOTALS	313	74	70	144	170
PLAYOFFS	GP	G	A	TP	PIM
2002-03	11	0	1	1	2
2003-04	22	12	2	14	14
2005-06	5	0	0	0	20
2006-07	4	0	0	0	4
TOTALS	42	12	3	15	40

Acquired with Tampa Bay's and Phoenix's second-round choices (both previously acquired) in the 2002 NHL Entry Draft from Philadelphia for Tampa Bay's first-round choice in the 2002 NHL Entry Draft, June 21, 2002. Became a free agent on July 1, 2007.

Steven Finn		Defense			#28
YEAR	GP	G	A	TP	PIM
1995-96	16	0	0	0	24

Acquired from Colorado for Tampa Bay's fourth-round choice (Brad Larsen) in 1997 Entry Draft, October 5, 1995. Traded to Los Angeles for Michel Petit, November 13, 1995.

Colin Forbes		Left Wing			#27
YEAR	GP	G	A	TP	PIM
1998-99	14	3	1	4	10
1999-00	8	0	0	0	18
TOTALS	22	3	1	4	28

Acquired from Philadelphia with Philadelphia's fifth-round choice (Michal Lanicek) in 1999 Entry Draft for Mikael Andersson and Sandy McCarthy, March 20, 1999. Traded to Ottawa for Bruce Gardiner, November 11, 1999.

Kyle Freadrich		Left Wing			#43, 24
YEAR	GP	G	A	TP	PIM
1999-00	10	0	0	0	39
2000-01	13	0	1	1	36
TOTALS	23	0	1	1	75

Signed as a free agent, July 16, 1999. Traded to the NY Rangers with Nils Ekman for Tim Taylor, June 30, 2001.

Maxim Galanov		Defense			#41
YEAR	GP	G	A	TP	PIM
2000-01	25	0	5	5	8

Claimed off waivers from Florida, November 3, 2000. Traded to Toronto for Konstantin Kalmikov, February 20, 2001.

Gerard Gallant		Left Wing			#17
YEAR	GP	G	A	TP	PIM
1993-94	51	4	9	13	74
1994-95	1	0	0	0	0
TOTALS	52	4	9	13	74

Signed as a free agent, July 21, 1993. Contract bought out, effective July 1, 1995.

Bruce Gardiner		Center			#5
YEAR	GP	G	A	TP	PIM
1999-00	41	3	6	9	37

Acquired from Ottawa for Colin Forbes, November 11, 1999. Claimed by Columbus in Expansion Draft, June 23, 2000

Aaron Gavey		Center			#22, 92
YEAR	GP	G	A	TP	PIM
1995-96	73	8	4	12	56
1996-97	16	1	2	3	12
TOTALS	89	9	6	15	68
PLAYOFFS	GP	G	A	TP	PIM
1995-96	6	0	0	0	4

Tampa Bay's fourth-round choice, 74th overall, in 1992 Entry Draft. Traded to Calgary for Rick Tabaracci, November 19, 1996.

Randy Gilhen		Center			#20
YEAR	GP	G	A	TP	PIM
1992-93	11	0	2	2	6

Acquired from NY Rangers for Mike Hartman, March 22, 1993. Claimed by Florida in Expansion Draft, June 24, 1993.

Sascha Goc		Defense			#6
YEAR	GP	G	A	TP	PIM
2001-02	9	0	0	0	0

Acquired from New Jersey with Josef Boumedienne and Anton But for Andrei Zyuzin, November 9, 2001.

Chris Gratton		Center			#20, 77
YEAR	GP	G	A	TP	PIM
1993-94	84	13	29	42	123
1994-95	46	7	20	27	89
1995-96	82	17	21	38	105
1996-97	82	30	32	62	201
1998-99	52	7	19	26	102
1999-00	58	14	27	41	121
2007-08	60	10	11	21	77
2008-09	18	0	2	2	10
TOTALS	482	98	161	259	828
PLAYOFFS	GP	G	A	TP	PIM
1995-96	6	0	2	2	27

Tampa Bay's first-round choice, third overall, in 1993 Entry Draft. Signed as a Group II free agent by Philadelphia, August 14, 1997. Acquired from Philadelphia with Mike Sillinger for Mikael Renberg and Daymond Langkow, December 12, 1998. Traded to Buffalo with Tampa Bay's second-round choice (Derek Roy) in 2001 Entry Draft for Wayne Primeau, Brian Holzinger, Cory Sarich and Buffalo's third-round choice (Alexander Kharitonov) in 2000 Entry Draft, March 10, 2000. Acquired from Florida in exchange for a second-round pic, in the 2008 NHL Entry Draft on June 13, 2007. Claimed off waivers by Columbus on February 21, 2009.

Brent Gretzky		Center			#49
YEAR	GP	G	A	TP	PIM
1993-94	10	1	2	3	2
1994-95	3	0	1	1	0
TOTALS	13	1	3	4	2

Tampa Bay's third-round choice, 49th overall, in 1992 Entry Draft. Became a free agent, July 1, 1995.

Steve Guolla		Left Wing			#17
YEAR	GP	G	A	TP	PIM
1999-00	46	6	10	16	11

Acquired from San Jose with Andrei Zyuzin, Shawn Burr and Bill Houlder for Niklas Sundstrom and the NY Rangers' third-round choice (later traded to Chicago-Chicago selected Igor Radulov) in 2000 Entry Draft (previously acquired by Tampa Bay), August 4, 1999. Claimed off waivers by Atlanta, March 1, 2000.

Sergey Gusev		Defense			#3
YEAR	GP	G	A	TP	PIM
1998-99	14	0	3	3	10
1999-00	28	2	3	5	6
2000-01	16	1	0	1	10
TOTALS	58	3	6	9	26

Acquired from Dallas for Benoit Hogue and a conditional draft choice in 2001 Entry Draft, March 21, 1999. Contract bought out July 18, 2001.

Bob Halkidis		Defense			#21
YEAR	GP	G	A	TP	PIM
1994-95	27	1	3	4	40
1995-96	3	0	0	0	7
TOTALS	30	1	3	4	47

Claimed off waivers from Detroit, February 10, 1995. Claimed off waivers by Chicago, December 6, 1995.

Adam Hall		Right Wing			#18
YEAR	GP	G	A	TP	PIM
2008-09	74	5	5	10	29

Signed as a free agent July 1, 2008.

Jeff Halpern		Center			#11
YEAR	GP	G	A	TP	PIM
2007-08	19	10	8	18	14
2008-09	52	7	9	16	32
TOTALS	71	17	17	34	46

Acquired from Dallas with Mike Smith, Jussi Jokinen and a fourth-round pick in 2009 in exchange for Brad Richards and Johan Holmqvist.

Roman Hamrlik		Defense			#44
YEAR	GP	G	A	TP	PIM
1992-93	67	6	15	21	71
1993-94	64	3	18	21	135
1994-95	48	12	11	23	86
1995-96	82	16	49	65	103
1996-97	79	12	28	40	57
1997-98	37	3	12	15	22
TOTALS	377	52	133	185	474
PLAYOFFS	GP	G	A	TP	PIM
1995-96	5	0	1	1	4

Tampa Bay's first-round choice, first overall, in 1992 Entry Draft. Traded to Edmonton with Paul Comrie for Bryan Marchment, Steve Kelly and Jason Bonsignore, December 30, 1997.

Ben Hankinson		Right Wing			#16, 23
YEAR	GP	G	A	TP	PIM
1994-95	18	0	2	2	6

Acquired from New Jersey with Alexander Semak for Shawn Chambers and Danton Cole, March 14, 1995. Traded to Detroit with Marc Bergevin for Shawn Burr

and Detroit's third-round choice (later traded to Boston-Boston selected Jason Doyle) in 1996 Entry Draft, August 17, 1995.

Mike Hartman — **Left Wing** — **#23**

YEAR	GP	G	A	TP	PIM
1992-93	58	4	4	8	154

Claimed from Winnipeg in Expansion Draft, June 18, 1992. Traded to NY Rangers for Randy Gilhen, March 22, 1993.

Dwayne Hay — **Left Wing** — **#25**

YEAR	GP	G	A	TP	PIM
1999-00	13	1	1	2	2

Acquired from Florida with Ryan Johnson for Mike Sillinger, March 14, 2000. Claimed by Calgary in NHL Waiver Draft, September 29, 2000.

Timo Helbling — **Defense** — **#2**

YEAR	GP	G	A	TP	PIM
2005-06	9	0	1	1	6

Acquired from Nashville in exchange for an eighth-round pick in 2004. Became a free agent on July 1, 2006.

Sami Helenius — **Defense** — **#3**

YEAR	GP	G	A	TP	PIM
1998-99	4	1	0	1	15

Acquired from Calgary for future considerations, January 29, 1999. Traded to Colorado for future considerations, March 23, 1999.

Ian Herbers — **Defense** — **#56**

YEAR	GP	G	A	TP	PIM
1999-00	37	0	0	0	45

Signed as a free agent, September 29, 1999. Traded to the NY Islanders for the NY Islanders' seventh-round choice (later traded back to NY Islanders-Islanders selected Ryan Caldwell) in 2000 Entry Draft, March 9, 2000.

Matt Hervey — **Defense** — **#26**

YEAR	GP	G	A	TP	PIM
1992-93	17	0	4	4	38

Acquired from Boston with Ken Hodge for Darin Kimble and future considerations, September 4, 1992. Became a free agent, July 1, 1993.

Jamie Heward — **Defense** — **#23**

YEAR	GP	G	A	TP	PIM
2008-09	13	0	2	2	4

Signed as a free agent on October 1, 2008. Traded to Toronto with Olaf Kolzig, Andry Rogers and a fourth-round pick in 2009 in exchange for D Richard Petiot on March 4, 2009.

Ken Hodge — **Center** — **#8**

YEAR	GP	G	A	TP	PIM
1992-93	25	2	7	9	2

Acquired from Boston with Matt Hervey for Darin Kimble and future considerations, September 4, 1992. Became a free agent, July 1, 1993.

Benoit Hogue — **Center** — **#33**

YEAR	GP	G	A	TP	PIM
1998-99	62	11	14	25	50

Signed as a free agent, July 29, 1998. Traded to Dallas with a conditional draft choice in 2001 Entry Draft for Sergey Gusev, March 21, 1999.

Brian Holzinger — **Center** — **#9, 17**

YEAR	GP	G	A	TP	PIM
1999-00	14	3	3	6	21
2000-01	70	11	25	36	64
2001-02	23	1	2	3	4
TOTALS	107	15	30	45	89

Acquired from Buffalo with Wayne Primeau, Cory Sarich and Buffalo's third-round choice (Alexander Kharitonov) in 2000 Entry Draft for Chris Gratton and Tampa Bay's second-round choice (Derek Roy) in 2001 Entry Draft, March 10, 2000.

Bill Houlder — **Defense** — **#2**

YEAR	GP	G	A	TP	PIM
1995-96	61	5	23	28	22
1996-97	79	4	21	25	30
1999-00	14	1	2	3	2
TOTALS	154	10	46	56	54
PLAYOFFS	GP	G	A	TP	PIM
1995-96	6	0	1	1	4

Signed as a free agent, July 26, 1995. Became a free agent, July 1, 1997. Acquired from San Jose with Andrei Zyuzin, Shawn Burr and Steve Guolla for Niklas Sundstrom and the NY Rangers' third-round choice (later traded to Chicago-Chicago selected Igor Radulov) in 2000 Entry Draft (previously acquired by Tampa Bay), August 4, 1999. Claimed off waivers by Nashville, November 10, 1999.

Jody Hull — **Right Wing** — **#21**

YEAR	GP	G	A	TP	PIM
1997-98	28	2	4	6	4

Acquired from Florida with Mark Fitzpatrick for Dino Ciccarelli and Jeff Norton, January 15, 1998. Became a free agent, July 1, 1998.

Jamie Huscroft — **Defense** — **#8**

YEAR	GP	G	A	TP	PIM
1996-97	13	0	1	1	34
1997-98	44	0	3	3	122
TOTALS	57	0	4	4	156

Acquired from Calgary in exchange for Tyler Moss, March 18, 1997. Traded to Vancouver for Enrico Ciccone, March 14, 1998.

Andrew Hutchinson — **Defense** — **#6**

YEAR	GP	G	A	TP	PIM
2008-09	2	0	0	0	0

Signed as a free agent on July 9, 2008. Traded to Dallas in exchange for RW Lauri Tukonen on November 20, 2008.

Doug Janik — **Defense** — **#3**

YEAR	GP	G	A	TP	PIM
2006-07	75	2	9	11	53
2007-08	61	1	3	4	45
TOTALS	136	3	12	15	98
PLAYOFFS	GP	G	A	TP	PIM
2006-07	1	0	0	0	0

Signed as a free agent on July 6, 2006. Became free agent on July 1, 2008.

Craig Janney — **Center** — **#21**

YEAR	GP	G	A	TP	PIM
1998-99	38	4	18	22	10

Acquired from Phoenix for Louie DeBrusk and Tampa Bay's fifth-round choice (Jay Leach) in 1998 Entry Draft, June 11, 1998. Traded to NY Islanders for NY Islanders sixth-round choice (Fedor Fedorov) in 1999 Entry Draft, January 18, 1999.

Andreas Johansson — **Left Wing** — **#21**

YEAR	GP	G	A	TP	PIM
1999-00	12	2	3	5	8

Acquired from Ottawa for Rob Zamuner and future considerations, June 30, 1999. Traded to Calgary for Nils Ekman and Calgary's fourth-round choice (later traded to NY Islanders–Islanders selected Vladimir Gorbunov) in 2000 Entry Draft, November 20, 1999.

Mike Johnson — **Right Wing** — **#10, 11**

YEAR	GP	G	A	TP	PIM
1999-00	28	10	12	22	4
2000-01	64	11	27	38	38
TOTALS	92	21	39	60	42

Acquired from Toronto with Marek Posmyk and Toronto's fifth- (Pavel Sedov) and sixth-round choices (Aaron Gionet) in 2000 Entry Draft for Darcy Tucker and Tampa Bay's fourth-round choice (Miguel Delisle) in 2000 Entry Draft, February 9, 2000. Traded to Phoenix with Paul Mara, Ruslan Zainullin and NY Islanders second-round choice (Matthew Spiller) in 2001 Entry Draft (previously acquired) for Nikolai Khabibulin and Stan Neckar, March 5, 2001.

Ryan Johnson — **Center** — **#17**

YEAR	GP	G	A	TP	PIM
1999-00	14	0	2	2	2
2000-01	80	7	14	21	44
TOTALS	94	7	16	23	46

Acquired from Florida with Dwayne Hay for Mike Sillinger, March 14, 2000. Traded to Florida with a sixth-round choice in the 2003 Entry Draft for Vaclav Prospal, July 10, 2001.

Jussi Jokinen — **Left Wing** — **#10, 36**

YEAR	GP	G	A	TP	PIM
2007-08	20	2	12	14	4
2008-09	46	6	10	16	16
TOTALS	66	8	22	30	20

Acquired from Dallas with Mike Smith, Jeff Halpern and a fourth-round pick in 2009 in exchange for Brad Richards and Johan Holmqvist. Traded to Carolina in exchange for Wade Brookbank, Josef Melichar and a fourth round pick in 2009 on February 7, 2009.

Blair Jones — **Center** — **#49**

YEAR	GP	G	A	TP	PIM
2006-07	20	1	2	3	2
2007-08	4	0	0	0	0
TOTALS	24	1	2	3	2

Selected in the fourth round, 102nd overall, at the 2005 NHL Entry Draft.

Chris Joseph Defense #23

YEAR	GP	G	A	TP	PIM
1993-94	66	10	19	29	108

Acquired from Edmonton for Bob Beers, November 11, 1993. Claimed by Pittsburgh in NHL Waiver Draft, January 18, 1995.

Andreas Karlsson Center #24

YEAR	GP	G	A	TP	PIM
2006-07	53	3	6	9	12
2007-08	58	2	2	4	10
TOTALS	111	5	8	13	22
PLAYOFFS	GP	G	A	TP	PIM
2006-07	6	0	0	0	0

Signed as a free agent on July 1, 2006. Became a free agent on July 1, 2008.

Martins Karsums Right Wing #44

YEAR	GP	G	A	TP	PIM
2008-09	18	1	4	5	6

Acquired from Boston with Matt Lashoff in exchange for RW Mark Recchi and a second-round pick in 2010 on March 4, 2009.

Steve Kasper Center #11

YEAR	GP	G	A	TP	PIM
1992-93	47	3	4	7	18

Acquired from Philadelphia for Dan Vincelette, December 8, 1992. Became a free agent, July 1, 1993.

Sheldon Keefe Right Wing #27, 28, 46

YEAR	GP	G	A	TP	PIM
2000-01	49	4	0	4	38
2001-02	39	6	7	13	16
2002-03	37	2	5	7	34
TOTALS	125	12	12	24	88

Tampa Bay's second-round choice, 47th overall, in 1999 Entry Draft. Became a free agent July 1, 2004.

Steve Kelly Center #11

YEAR	GP	G	A	TP	PIM
1997-98	24	2	1	3	15
1998-99	34	1	3	4	27
TOTALS	58	3	4	7	42

Acquired from Edmonton with Bryan Marchment and Jason Bonsignore for Roman Hamrlik and Paul Comrie, December 30, 1997. Traded to New Jersey for New Jersey's seventh-round choice (Brian Eklund) in 2000 Entry Draft, October 7, 1999.

Dan Kesa Right Wing #25

YEAR	GP	G	A	TP	PIM
1999-00	50	4	10	14	21

Signed as a free agent, September 6, 1999. Became a free agent, July 1 2001.

Alexander Kharitonov Right Wing #36, 14

YEAR	GP	G	A	TP	PIM
2000-01	66	7	15	22	8

Tampa Bay's third-round choice, 81st overall, in 2000 Entry Draft. Traded to NY Islanders with Adrian Aucoin for Mathieu Biron and the NY Islanders' second-round choice (later traded to Washington) in 2002 Entry Draft, June 22, 2001.

Geoff Kinrade Defense #71

YEAR	GP	G	A	TP	PIM
2008-09	1	0	0	0	0

Signed to an ATO on April 9, 2009.

Petr Klima Right Wing #85

YEAR	GP	G	A	TP	PIM
1993-94	75	28	27	55	76
1994-95	47	13	13	26	26
1995-96	67	22	30	52	68
TOTALS	189	63	70	133	170
PLAYOFFS	GP	G	A	TP	PIM
1995-96	4	2	0	2	14

Acquired from Edmonton for Tampa Bay's third-round choice (Brad Symes) in 1994 Entry Draft, June 16, 1993. Traded to Los Angeles for Los Angeles' fifth-round choice (Jan Sulc) in 1997 Entry Draft, August 22, 1996.

David Koci Left Wing #33

YEAR	GP	G	A	TP	PIM
2008-09	33	1	1	2	132

Signed as a free agent on July 3, 2008. Claimed off waivers by St. Louis on October 21, 2008. Claimed off waivers from St. Louis on November 20, 2008.

Zenon Konopka Center #28

YEAR	GP	G	A	TP	PIM
2008-09	7	0	1	1	29

Signed as a free agent on July 10, 2008.

Chris Kontos Left Wing #16

YEAR	GP	G	A	TP	PIM
1992-93	66	27	24	51	12

Signed as a free agent, July 21, 1992. Became a free agent, July 1, 1993.

Lukas Krajicek Defense #2

YEAR	GP	G	A	TP	PIM
2008-09	71	2	17	19	48

Acquired from Vancouver with LW Juraj Simek in exchange for Shane O'Brien and Michel Ouellet on October 6, 2008.

Filip Kuba Defense #71

YEAR	GP	G	A	TP	PIM
2006-07	81	15	22	37	36
2007-08	75	6	25	31	40
TOTALS	156	21	47	68	76
PLAYOFFS	GP	G	A	TP	PIM
2006-07	6	1	4	5	4

Signed as a free agent on July 2, 2006. Traded to Ottawa with Alexandre Picard and a first round pick in 2009 (previously acquired) for Andrej Meszaros on August 29, 2008.

Pavel Kubina Defense #3, 13

YEAR	GP	G	A	TP	PIM
1997-98	10	1	2	3	22
1998-99	68	9	12	21	80
1999-00	69	8	18	26	93
2000-01	70	11	19	30	103
2001-02	82	11	23	34	106
2002-03	75	3	19	22	78
2003-04	81	17	18	35	85
2005-06	76	5	33	38	96
TOTALS	531	65	144	209	663
PLAYOFFS	GP	G	A	TP	PIM
2002-03	11	0	0	0	12
2003-04	22	0	4	4	50
2005-06	5	1	1	2	26
TOTALS	38	1	5	6	88

Tampa Bay's seventh-round choice, 179th overall, in 1996 Entry Draft. Became a free agent on July 1, 2006.

Kristian Kudroc Defense #57

YEAR	GP	G	A	TP	PIM
2000-01	22	2	2	4	36
2001-02	2	0	0	0	0
TOTALS	24	2	2	4	36

Acquired with Kevin Weekes and NY Islanders second-round choice (later traded to Phoenix-Phoenix selected Matthew Spiller) in 2001 Entry Draft for Tampa Bay's first-round choice in (Raffi Torres) in 2000 Entry Draft, Calgary's fourth-round choice (Vladimir Gorbunov) in 2000 Entry Draft (previously acquired by Tampa Bay) and NY Islanders seventh-round choice (Ryan Caldwell) in 2000 Entry Draft (previously acquired by Tampa Bay), June 23, 2000. Became a free agent, July 1, 2003.

Jason Lafreniere Center #16, 17

YEAR	GP	G	A	TP	PIM
1992-93	11	3	3	6	4
1993-94	1	0	0	0	0
TOTALS	12	3	3	6	4

Signed as a free agent, July 29, 1992. Became a free agent, July 1, 1994.

Daymond Langkow Center #18

YEAR	GP	G	A	TP	PIM
1995-96	4	0	1	1	0
1996-97	79	15	13	28	35
1997-98	68	8	14	22	62
1998-99	22	4	6	10	15
TOTALS	173	27	34	61	112

Tampa Bay's first-round choice, fifth overall, in 1995 Entry Draft. Traded to Philadelphia with Mikael Renberg for Chris Gratton and Mike Sillinger, December 12, 1998.

Mario Larocque Defense #71

YEAR	GP	G	A	TP	PIM
1998-99	5	0	0	0	16

Tampa Bay's first-round choice, 16th overall, in 1996 Entry Draft. Became a free agent, July 1, 2001.

Matt Lashoff Defense #55

YEAR	GP	G	A	TP	PIM
2008-09	12	0	7	7	10

Acquired from Boston with martins Karsums in exchange for Mark Recchi and a second-round pick in 2010 on March 4, 2009.

Janne Laukkanen **Defense** **#23**

YEAR	GP	G	A	TP	PIM
2002-03	2	1	0	1	0
PLAYOFFS	GP	G	A	TP	PIM
2002-03	2	0	0	0	2

Claimed off waivers from NY Rangers, march 11, 2003. Contract was bought out by the Lightning October 31, 2004.

Jay Leach **Defense** **#38**

YEAR	GP	G	A	TP	PIM
2007-08	2	0	0	0	0

Signed as a free agent on July 3, 2007. Traded to Anaheim in exchange for RW Brandon Segal and a seventh-round pick in 2008 on February 26, 2008.

Vincent Lecavalier **Center** **#4, 8**

YEAR	GP	G	A	TP	PIM
1998-99	82	13	15	28	23
1999-00	80	25	42	67	43
2000-01	68	23	28	51	66
2001-02	76	20	17	37	61
2002-03	80	33	45	78	39
2003-04	81	32	34	66	52
2005-06	80	35	40	75	90
2006-07	82	52	56	108	44
2007-08	81	40	52	92	89
2008-09	77	29	38	67	54
TOTALS	706	270	333	603	209
PLAYOFFS	GP	G	A	TP	PIM
2002-03	11	3	3	6	22
2003-04	23	9	7	16	25
2005-06	5	1	3	4	7
2006-07	6	5	2	7	10
TOTALS	45	18	15	33	64

Tampa Bay's first-round choice, first overall, in 1998 Entry Draft.

Grant Ledyard **Defense** **#3**

YEAR	GP	G	A	TP	PIM
2000-01	14	2	2	4	12
2001-02	53	1	3	4	12
TOTALS	67	3	5	8	24

Signed as a free agent, February 1, 2001. Traded to Dallas for Dallas' seventh-round choice (Jeremy Van Hoof) in 2001 Entry Draft, March 13, 2001. Signed as a free agent, July 13, 2001. Became a free agent, July 1, 2002.

Junior Lessard **Right Wing** **#42**

YEAR	GP	G	A	TP	PIM
2007-08	19	1	1	2	9

Acquired from Dallas in exchange for D Dan Jancevski on January 15, 2008.

Chris LiPuma **Defense** **#26, 40**

YEAR	GP	G	A	TP	PIM
1992-93	15	0	5	5	34
1993-94	27	0	4	4	77
1994-95	1	0	0	0	0
1995-96	21	0	0	0	13
TOTALS	64	0	9	9	124

Signed as a free agent, June 29, 1992. Became a free agent, July 1, 1996.

Brad Lukowich **Defense** **#37**

YEAR	GP	G	A	TP	PIM
2002-03	70	1	14	15	46
2003-04	79	5	14	19	24
2007-08	59	1	6	7	20
TOTALS	208	7	34	41	90
PLAYOFFS	GP	G	A	TP	PIM
2002-03	9	0	1	1	2
2003-04	18	0	2	2	6
TOTALS	27	0	3	3	8

Acquired from Dallas with Dallas's seventh-round choice in the 2003 NHL Entry Draft in exchange for Tampa Bay's second-round choice in the 2002 NHL Entry Draft, June 22, 2002. Signed as a free agent on July 3, 2007. Traded to San Jose with Dan Boyle in exchange for Matt Carle, Ty Wishart, a first round selection in the 2009 NHL Entry Draft and a fourth round selection in 2010 on July 4, 2008.

Mike Lundin **Defense** **#39**

YEAR	GP	G	A	TP	PIM
2007-08	81	0	6	6	16
2008-09	25	0	2	2	4
TOTALS	106	0	8	8	20

Tampa Bay's fourth-round pick, 102nd overall, at the 2004 NHL Entry Draft.

Craig MacDonald **Center** **#29**

YEAR	GP	G	A	TP	PIM
2007-08	65	2	9	11	16

Signed as a free agent on July 2, 2007. Became a free agent on July 1, 2008.

Marek Malik **Defense** **#22**

YEAR	GP	G	A	TP	PIM
2008-09	42	0	5	5	36

Signed as a free agent on October 23, 2008.

Troy Mallette **Left Wing** **#16**

YEAR	GP	G	A	TP	PIM
1997-98	3	0	0	0	7

Signed as a free agent, October 2, 1997. Became a free agent, July 1, 1998.

Ryan Malone **Left Wing** **#12**

YEAR	GP	G	A	TP	PIM
2008-09	70	26	19	45	98

Acquired from Pittsburgh with Gary Roberts in exchange for a third-round pick in the 2009 NHL Entry Draft on June 28, 2008.

Steve Maltais **Left Wing** **#37**

YEAR	GP	G	A	TP	PIM
1992-93	63	7	13	20	35

Claimed from Quebec in Expansion Draft, June 18, 1992. Traded to Detroit for Dennis Vial, June 8, 1993.

Paul Mara **Defense** **#2, 22**

YEAR	GP	G	A	TP	PIM
1998-99	1	1	1	2	0
1999-00	54	7	11	18	73
2000-01	46	6	10	16	40
TOTALS	101	14	22	36	113

Tampa Bay's first-round choice, seventh overall, in 1997 NHL Entry Draft. Traded to Phoenix with Mike Johnson, Ruslan Zainullin and NY Islanders second-round choice (Matthew Spiller) in 2001 Entry Draft (previously acquired) for Nikolai Khabibulin and Stan Neckar, March 5, 2001.

Bryan Marchment **Defense** **#23**

YEAR	GP	G	A	TP	PIM
1997-98	22	2	4	6	43

Acquired from Edmonton with Steve Kelly and Jason Bonsignore for Roman Hamrlik and Paul Comrie, December 30, 1997. Traded to San Jose with David Shaw and Tampa Bay's first-round choice (later traded to Nashville-Nashville selected David Legwand) in 1998 Entry Draft for Andrei Nazarov and Florida's first-round choice (Vincent Lecavalier) in 1998 Entry Draft (previously acquired by San Jose), March 24, 1998.

Steve Martins **Center** **#19**

YEAR	GP	G	A	TP	PIM
1999-00	57	5	7	12	37
2000-01	20	1	1	2	13
TOTALS	77	6	8	14	50

Claimed off waivers from Ottawa, October 29, 1999. Traded to NY Islanders for a conditional choice in 2001 Entry Draft, January 4, 2001.

Chris McAlpine **Defense** **#22**

YEAR	GP	G	A	TP	PIM
1999-00	10	1	1	2	10

Acquired from St. Louis with Rich Parent for Stephane Richer, January 13, 2000. Traded to Atlanta for Mikko Kuparinen, March 11, 2000.

Mike McBain **Defense** **#2**

YEAR	GP	G	A	TP	PIM
1997-98	27	0	1	1	8
1998-99	37	0	6	6	14
TOTALS	64	0	7	7	22

Tampa Bay's second-round choice, 30th overall, in 1995 Entry Draft. Traded to Montreal for Gordie Dwyer, November 26, 1999.

Sandy McCarthy Right Wing #10

YEAR	GP	G	A	TP	PIM
1997-98	14	0	5	5	71
1998-99	67	5	7	12	135
TOTALS	81	5	12	17	206

Bill McDougall **Center** **#11**

YEAR	GP	G	A	TP	PIM
1993-94	22	3	3	6	8

Signed as a free agent, August 13, 1993. Became a free agent, July 1, 1994.

Basil McRae **Left Wing** **#17**

YEAR	GP	G	A	TP	PIM
1992-93	14	2	3	5	71

Claimed from Minnesota in Expansion Draft, June 18, 1992. Traded to St. Louis with Doug Crossman and Tampa Bay's fourth-round choice (Andrei Petrakov) in 1996 Entry Draft for Jason Ruff and future considerations, January 28, 1993.

Josef Melichar — **Defense** — **#6**

YEAR	GP	G	A	TP	PIM
2008-09	24	0	5	5	29

Acquired from Carolina with Wade Brookbank and a fourth-round pick in 2009 in exchange for Jussi Jokinen on February 7.

Andrej Meszaros — **Defense** — **#14**

YEAR	GP	G	A	TP	PIM
2008-09	52	2	14	16	36

Acquired from Ottawa in exchange for Filip Kuba, Alexandre Picard and a first-round pick in 2009 on August 29, 2008.

Glen Metropolit — **Center** — **#14**

YEAR	GP	G	A	TP	PIM
2001-02	2	0	0	0	0

Claimed from Washington in NHL Waiver Draft, September 28, 2001. Claimed off waivers by Washington, October 20, 2001.

Vladimir Mihalik — **Defense** — **#56**

YEAR	GP	G	A	TP	PIM
2008-09	11	0	3	3	6

Selected in the first round, 30th overall, at the 2005 NHL Entry Draft.

Craig Millar — **Defense** — **#44, 32**

YEAR	GP	G	A	TP	PIM
2000-01	16	1	1	2	10

Claimed off waivers from Nashville, October 25, 2000. Traded to Ottawa for John Emmons, March 13, 2001.

Norm Milley — **Right Wing** — **#14**

YEAR	GP	G	A	TP	PIM
2005-06	14	2	1	3	4

Signed as a free agent on August 18, 2005.

Fredrik Modin — **Left Wing** — **#33**

YEAR	GP	G	A	TP	PIM
1999-00	80	22	26	48	18
2000-01	76	32	24	56	48
2001-02	54	14	17	31	27
2002-03	76	17	23	40	43
2003-04	82	29	28	57	32
2005-06	77	31	23	54	56
TOTALS	363	116	113	229	192
PLAYOFFS	GP	G	A	TP	PIM
2002-03	11	2	0	2	18
2003-04	23	8	11	19	10
2005-06	5	0	0	0	6
TOTALS	39	10	11	21	34

Acquired from Toronto for Cory Cross and Tampa Bay's seventh-round choice (Ivan Kolozvary) in the 2001 Entry Draft, October 1, 1999. Traded to Columbus with Fredrik Norrena in exchange for Marc Denis on June 30, 2006.

Michel Mongeau — **Center** — **#20**

YEAR	GP	G	A	TP	PIM
1992-93	4	1	1	2	2

Claimed from St. Louis in Expansion Draft, June 18, 1992. Traded to Quebec with Martin Simard and Steve Tuttle for Herb Raglan, February 12, 1993.

Bryan Muir — **Defense** — **#6**

YEAR	GP	G	A	TP	PIM
1999-00	30	1	1	2	32
2000-01	10	0	3	3	15
TOTALS	40	1	4	5	47

Acquired from Chicago with Reid Simpson for Michael Nylander, November 12, 1999. Traded to Colorado for Colorado's eight-round choice (Dimitri Bezrukov) in 2001 Entry Draft, January 21, 2001.

Cory Murphy — **Defense** — **#21**

YEAR	GP	G	A	TP	PIM
2008-09	25	5	10	15	12

Claimed from off re-entry waivers from Florida on January 19, 2009.

Brantt Myhres — **Right Wing** — **#27, 33, 74**

YEAR	GP	G	A	TP	PIM
1994-95	15	2	0	2	81
1996-97	47	3	1	4	136
TOTALS	62	5	1	6	217

Tampa Bay's fifth-round choice, 97th overall, in 1992 Entry Draft. Traded to Edmonton with Toronto's third-round choice (Alex Henry) in 1998 Entry Draft (previously acquired by Tampa Bay) for Vladimir Vujtek and Edmonton's third-round choice (Dmitry Afanasenkov) in 1998 Entry Draft, July 16, 1997.

Andrei Nazarov — **Left Wing** — **#62**

YEAR	GP	G	A	TP	PIM
1997-98	14	1	1	2	58
1998-99	26	2	0	2	43
TOTALS	40	3	1	4	101

Acquired from San Jose with Florida's first-round choice (Vincent Lecavalier) in 1998 Entry Draft (previously acquired by San Jose) for Bryan Marchment, David Shaw and Tampa Bay's first-round choice (later traded to Nashville - Nashville selected David Legwand) in 1998 Entry Draft, March 24, 1998. Traded to Calgary for Michael Nylander, January 19, 1999.

Stan Neckar — **Defense** — **#2**

YEAR	GP	G	A	TP	PIM
2000-01	16	0	2	2	8
2001-02	77	1	7	8	24
2002-03	70	1	4	5	43
TOTALS	163	2	13	15	75

Acquired from Phoenix with Nikolai Khabibulin for Mike Johnson, Paul Mara, Ruslan Zainullin and NY Islanders second-round choice (Matthew Spiller) in 2001 Entry Draft (previously acquired), March 5, 2001. Became a free agent, July 1, 2003. Was re-acquired by the Lightning from Nashville March 9, 2004 in exchange for a sixth-round choice in 2004. Became a free agent July 1, 2004.

Janne Niskala — **Defense** — **#29**

YEAR	GP	G	A	TP	PIM
2008-09	6	1	2	3	6

Acquired from Philadelphia in exchange for a sixth-round pick in the 2009 NHL Entry Draft on June 30, 2008.

Jeff Norton — **Defense** — **#6**

YEAR	GP	G	A	TP	PIM
1996-97	13	0	5	5	16
1997-98	37	4	6	10	26
TOTALS	50	4	11	15	42

Acquired from Edmonton for Drew Bannister and Tampa Bay's sixth-round choice (Peter Sarno) in 1997 Entry Draft, March 18, 1997. Traded to Florida with Dino Ciccarelli for Mark Fitzpatrick and Jody Hull, January 15, 1998.

Michael Nylander — **Center** — **#8, 9**

YEAR	GP	G	A	TP	PIM
1998-99	33	4	10	14	8
1999-00	11	1	2	3	4
TOTALS	44	5	12	17	12

Acquired from Calgary for Andrei Nazarov, January 19, 1999. Traded to Chicago for Bryan Muir and Reid Simpson, November 12, 1999.

Doug O'Brien — **Defense** — **#39**

YEAR	GP	G	A	TP	PIM
2005-06	5	0	0	0	2

Tampa Bay's sixth-round pick, 192nd overall, at the 2003 entry draft. Traded to Anaheim for D Joe Rullier on February 27, 2007.

Shane O'Brien — **Defense** — **#55**

YEAR	GP	G	A	TP	PIM
2006-07	18	0	2	2	36
2007-08	77	4	17	21	154
2008-09	1	0	0	0	0
TOTALS	96	4	19	23	190
PLAYOFFS	GP	G	A	TP	PIM
2006-07	6	0	0	0	12

Acquired from Anaheim with third-round pick in 2007 in exchange for G Gerald Coleman and a first-round pick in 2007. Traded to Vancouver with Michel Ouellet in exchange for Lukas Krajicek on October 6, 2008.

Jimmie Olvestad — **Left Wing** — **#41**

YEAR	GP	G	A	TP	PIM
2001-02	74	3	11	14	24
2002-03	37	0	3	3	16
TOTALS	111	3	14	17	40

Tampa Bay's third-round choice, 88th overall, in 1999 Entry Draft.

Keith Osborne — **Right Wing** — **#15**

YEAR	GP	G	A	TP	PIM
1992-93	11	1	1	2	8

Claimed from Toronto in Expansion Draft, June 18, 1992. Became a free agent, July 1, 1993.

Michel Ouellet — **Right Wing** — **#7**

YEAR	GP	G	A	TP	PIM
2007-08	64	17	19	36	12

Signed as a free agent on July 1, 2007. Traded to Vancouver with Shane O'Brien in exchange for Lukas Krajicek on October 6, 2008.

Eric Perrin — **Center** — **#9**

YEAR	GP	G	A	TP	PIM
2003-04	4	0	0	0	0
2006-07	82	13	23	36	30
TOTALS	86	13	23	36	30
PLAYOFFS	GP	G	A	TP	PIM
2003-04	12	0	1	1	6
2006-07	6	1	1	2	2
TOTALS	18	1	2	3	8

Signed as a free agent on June 19, 2003. Became a free agent on July 1, 2007.

Brent Peterson — **Left Wing** — **#17, 27, 47**

YEAR	GP	G	A	TP	PIM
1996-97	17	2	0	2	4
1997-98	19	5	0	5	2
1998-99	20	2	1	3	0
TOTALS	56	9	1	10	6

Tampa Bay's first-round choice, third overall, in 1993 Supplemental Draft. Traded to Pittsburgh for future considerations, March 18, 1999.

Richard Petiot — **Defense** — **#50**

YEAR	GP	G	A	TP	PIM
2008-09	11	0	3	3	21

Acquired from Toronto in exchange for Olaf Kolzig, Jamie Heward, Andy Rogers and a fourth-round pick in 2009 on March 4, 2009.

Michel Petit — **Defense** — **#95**

YEAR	GP	G	A	TP	PIM
1995-96	45	4	7	11	108
PLAYOFFS	GP	G	A	TP	PIM
1995-96	6	0	0	0	20

Acquired from Los Angeles for Steven Finn, November 13, 1995. Became a free agent, July 1, 1996.

Robert Petrovicky — **Center** — **#14**

YEAR	GP	G	A	TP	PIM
1998-99	28	3	4	7	6
1999-00	43	7	10	17	14
TOTALS	71	10	14	24	20

Signed as a free agent, February 14, 1999. Became a free agent, July 1, 2000.

Matt Pettinger — **Left Wing** — **#24**

YEAR	GP	G	A	TP	PIM
2008-09	59	8	7	15	24

Claimed off waivers from Vancouver on October 31, 2008.

Alexandre Picard — **Defense** — **#2**

YEAR	GP	G	A	TP	PIM
2007-08	20	3	3	6	8

Acquired from Philadelphia with a conditional draft pick in 2009 in exchange for Vaclav Prospal on February 25, 2008. Traded to Ottawa with Filip Kuba on a first-round pick in the 2009 NHL Entry Draft (previously acquired) in exchange for Andrej Meszaros on August 29, 2008.

Adrien Plavsic — **Defense** — **#6**

YEAR	GP	G	A	TP	PIM
1994-95	15	2	1	3	4
1995-96	7	1	2	3	6
TOTALS	22	3	3	6	10

Acquired from Vancouver for Tampa Bay's fifth-round choice (David Darguzas) in 1997 Entry Draft, March 23, 1995. Became a free agent, July 1, 1996.

Rudy Poeschek — **Defense** — **#20**

YEAR	GP	G	A	TP	PIM
1993-94	71	3	6	9	118
1994-95	25	1	1	2	92
1995-96	57	1	3	4	88
1996-97	60	0	6	6	120
TOTALS	213	5	16	21	418
PLAYOFFS	GP	G	A	TP	PIM
1995-96	3	0	0	0	12

Signed as a free agent, August 10, 1993. Became a free agent, July 1, 1997.

Marek Posmyk — **Defense** — **#18**

YEAR	GP	G	A	TP	PIM
1999-00	18	1	2	3	20
2000-01	1	0	0	0	0
TOTALS	19	1	2	3	20

Acquired from Toronto with Mike Johnson and Toronto's fifth- (Pavel Sedov) and sixth-round choices (Aaron Gionet) in 2000 Entry Draft for Darcy Tucker and Tampa Bay's fourth-round choice (Miguel Delisle) in 2000 Entry Draft, February 9, 2000.

Patrick Poulin — **Left Wing** — **#28**

YEAR	GP	G	A	TP	PIM
1995-96	8	0	1	1	0
1996-97	73	12	14	26	56
1997-98	44	2	7	9	19
TOTALS	125	14	22	36	75

Acquired with Igor Ulanov and Chicago's second-round choice (later traded to New Jersey-New Jersey selected Pierre Dagenais) in 1996 Entry Draft for Enrico Ciccone and Tampa Bay's second-round choice (Jeff Paul) in 1996 Entry Draft, March 20, 1996. Traded to Montreal with Mick Vukota and Igor Ulanov for Stephane Richer, Darcy Tucker and David Wilkie, January 15, 1998.

Nolan Pratt — **Defense** — **#44**

YEAR	GP	G	A	TP	PIM
2001-02	46	0	3	3	51
2002-03	67	1	7	8	35
2003-04	58	1	3	4	42
2005-06	82	0	9	9	60
2006-07	81	1	7	8	44
TOTALS	334	3	29	32	232
Playoffs	GP	G	A	TP	PIM
2002-03	4	0	1	1	0
2003-04	20	0	0	0	8
2005-06	5	0	0	0	7
2006-07	6	0	0	0	5
TOTALS	35	0	1	1	20

Acquired from Colorado for Los Angeles' sixth-round choice (Scott Horvath) in 2001 Entry Draft (previously acquired), June 24, 2001. Became a free agent on July 1, 2007.

Wayne Primeau — **Center** — **#22**

YEAR	GP	G	A	TP	PIM
1999-00	17	2	3	5	25
2000-01	47	2	13	15	77
TOTALS	64	4	16	20	102

Acquired from Buffalo with Brian Holzinger, Cory Sarich and Buffalo's third-round choice (Alexander Kharitonov) in 2000 Entry Draft for Chris Gratton and Tampa Bay's second-round choice (Derek Roy) in 2001 Entry Draft, March 10, 2000. Traded to Pittsburgh for Matthew Barnaby on February 1, 2001.

Vaclav Prospal — **Center** — **#20**

YEAR	GP	G	A	TP	PIM
2001-02	81	18	37	55	38
2002-03	80	22	57	79	53
2005-06	81	25	55	80	50
2006-07	82	14	41	55	36
2007-08	62	29	28	57	39
2008-09	82	19	26	45	52
TOTALS	468	127	244	371	268
PLAYOFFS	GP	G	A	TP	PIM
2002-03	11	4	2	6	8
2005-06	5	0	2	2	0
2006-07	6	1	4	5	4
TOTALS	22	5	8	13	12

Acquired from Florida for Ryan Johnson and a sixth-round choice in the 2003 Entry Draft, July 10, 2001. Became a free agent on July 1, 2003. Re-acquired from Anaheim August 16, 2004 in exchange for a second-round draft pick in 2005. Traded to Philadelphia in exchange for Alexandre Picard and a conditional draft pick in 2009 on February 25, 2008.

Kevin Quick — **Defense** — **#51**

YEAR	GP	G	A	TP	PIM
2008-09	6	0	1	1	0

Selected in the third round, 78th overall, at the 2006 NHL Entry Draft.

Yves Racine — **Defense** — **#33**

YEAR	GP	G	A	TP	PIM
1997-98	60	0	8	8	41

Signed as a free agent, July 16, 1997. Became a free agent, July 1, 1998.

Herb Raglan — **Right Wing** — **#8**

YEAR	GP	G	A	TP	PIM
1992-93	2	0	0	0	2

Acquired from Quebec for Martin Simard, Steve Tuttle and Michel Mongeau, February 12, 1993. Contract bought out, August 1, 1993.

Rob Ramage — **Defense** — **#5**

YEAR	GP	G	A	TP	PIM
1992-93	66	5	12	17	138

Claimed by Tampa Bay from Minnesota in Expansion Draft, June 18, 1992. Traded to Montreal for Eric Charron, Alain Cote and future considerations (Donald Dufresne, June 18, 1993), March 20, 1993.

Paul Ranger — **Defense** — **#54**

YEAR	GP	G	A	TP	PIM
2005-06	76	1	17	18	58
2006-07	72	4	24	28	42
2007-08	72	10	21	31	56
2008-09	42	2	11	13	56
TOTALS	262	17	73	90	212

PLAYOFFS	GP	G	A	TP	PIM
2005-06	5	2	4	6	0
2006-07	6	0	1	1	4
TOTALS	11	2	5	7	4

Tampa Bay's sixth-round pick, 183rd overall, at the 2002 Entry Draft.

Mark Recchi — Right Wing — #8

YEAR	GP	G	A	TP	PIM
2008-09	62	13	32	46	20

Signed as a free agent on July 8, 2008. Traded to Boston with a second-round pick in 2010 in exchange for Matt Lashoff and Martins Karsums on March 4, 2009.

Joe Reekie — Defense — #29

YEAR	GP	G	A	TP	PIM
1992-93	42	2	11	13	69
1993-94	73	1	11	12	127
TOTALS	115	3	22	25	196

Claimed from NY Islanders in Expansion Draft, June 18, 1992.
Traded to Washington for Enrico Ciccone, Washington's third-round choice (later traded to Anaheim-Anaheim selected Craig Reichert) in 1994 Entry Draft and the return of draft choices transferred in the Pat Elynuik trade, March 21, 1994.

Darren Reid — Right Wing — #46

YEAR	GP	G	A	TP	PIM
2005-06	7	0	1	1	0

Tampa Bay's eighth-round pick, 256th overall, at the 2002 Entry Draft. Traded to Philadelphia for C Daniel Corso on November 9, 2006.

Mikael Renberg — Right Wing — #20

YEAR	GP	G	A	TP	PIM
1997-98	68	16	22	38	34
1998-99	20	4	8	12	4
TOTALS	88	20	30	50	38

Acquired from Philadelphia with Karl Dykhuis for Philadelphia's first-round choices in 1998 (Simon Gagne), 1999 (Maxime Oullet), 2000 (Justin Williams), and 2001 (later traded to Ottawa-Ottawa selected Tim Gleason) Entry Drafts (all previously acquired by Tampa Bay), August 20, 1997. Traded to Philadelphia with Daymond Langkow for Chris Gratton and Mike Sillinger, December 12, 1998.

Brad Richards — Center — #19

YEAR	GP	G	A	TP	PIM
2000-01	82	21	41	62	14
2001-02	82	20	42	62	13
2002-03	80	17	57	74	24
2003-04	82	26	53	79	12
2005-06	82	23	68	91	32
2006-07	82	25	45	70	23
2007-08	62	18	33	51	15
TOTALS	552	150	339	489	133
PLAYOFFS	GP	G	A	TP	PIM
2002-03	11	0	5	5	12
2003-04	23	12	14	26	4
2005-06	5	3	5	8	6
2006-07	6	3	5	8	6
TOTALS	45	18	29	47	28

Tampa Bay's third-round choice, 64th overall, in 1998 Entry Draft. Traded to Dallas with Johan Holmqvist in exchange for Mike Smith, Jeff Halpern, Jussi Jokinen and a fourth-round pick in 2009 on February 26, 2008.

Luke Richardson — Defense — #7

YEAR	GP	G	A	TP	PIM
2006-07	27	0	3	3	16

Signed as a free agent on July 11, 2006. Became a free agent on July 1, 2007.

Stephane J.G. Richer — Defense — #2

YEAR	GP	G	A	TP	PIM
1992-93	3	0	0	0	0

Signed as a free agent, July 29, 1992. Traded to Boston for Bob Beers, October 28, 1992.

Stephane J.J. Richer — Right Wing — #44

YEAR	GP	G	A	TP	PIM
1997-98	26	9	11	20	36
1998-99	64	12	21	33	22
1999-00	20	7	5	12	4
TOTALS	110	28	37	65	62

Acquired from Montreal with Darcy Tucker and David Wilkie for Patrick Poulin, Mick Vukota and Igor Ulanov, January 15, 1998. Traded to St. Louis for Rich Parent and Chris McAlpine, January 13, 2000.

Shawn Rivers — Defense — #3

YEAR	GP	G	A	TP	PIM
1992-93	4	0	2	2	2

Signed as a free agent, June 29, 1992. Became a free agent, July 1, 1995.

Gary Roberts — Left Wing — #10

YEAR	GP	G	A	TP	PIM
2008-09	30	4	3	7	27

Acquired from Pittsburgh with Ryan Malone in exchange for a third-round pick in 2009 on June 28, 2008.

Normand Rochefort — Defense — #5

YEAR	GP	G	A	TP	PIM
1993-94	6	0	0	0	10

Signed as a free agent, September 27, 1993. Became a free agent, July 1, 1994.

Dale Rominski — Right Wing — #51

YEAR	GP	G	A	TP	PIM
1999-00	3	0	1	1	2

Signed as a free agent, July 16, 1999. Became a free agent on July 1, 2001.

Andre Roy — Right Wing — #36

YEAR	GP	G	A	TP	PIM
2001-02	9	1	1	2	63
2002-03	62	10	7	17	119
2003-04	33	1	1	2	78
2006-07	51	1	2	3	116
2007-08	63	4	3	7	108
TOTALS	218	17	14	31	484
PLAYOFFS	GP	G	A	TP	PIM
2002-03	5	0	1	1	2
2003-04	21	1	2	3	61
2006-07	6	0	0	0	17
TOTALS	32	1	3	4	80

Acquired from Ottawa with a sixth-round choice in the 2003 Entry Draft for Juha Ylonen, March 15, 2002. Claimed off waivers from Pittsburgh on Decmeber 2, 2006. Became a free agent on July 1, 2008.

Gaetan Royer — Right Wing — #54

YEAR	GP	G	A	TP	PIM
2001-02	3	0	0	0	2

Signed as a free agent, October 19, 2001. Became a free agent on July 1, 2002.

Jason Ruff — Left Wing — #8, 20

YEAR	GP	G	A	TP	PIM
1992-93	1	0	0	0	0
1993-94	6	1	2	3	2
TOTALS	7	1	2	3	2

Acquired from St. Louis with future considerations for Doug Crossman, Basil McRae and Tampa Bay's fourth-round choice (Andrei Petrakov) in 1996 Entry Draft, January 28, 1993. Became a free agent, July 1, 1996.

Darren Rumble — Defense — #38

YEAR	GP	G	A	TP	PIM
2002-03	19	0	0	0	6
2003-04	5	0	0	0	2
TOTALS	24	0	0	0	8

Signed as a free agent on September 11, 2002. Became a free agent July 1, 2004.

Martin St. Louis — Right Wing — #26

YEAR	GP	G	A	TP	PIM
2000-01	78	18	22	40	12
2001-02	53	16	19	35	20
2002-03	82	33	37	70	32
2003-04	82	38	56	94	24
2005-06	80	31	30	61	38
2006-07	82	43	59	102	28
2007-08	82	25	58	83	26
2008-09	82	30	50	80	14
TOTALS	621	234	331	565	194
PLAYOFFS	GP	G	A	TP	PIM
2002-03	11	7	5	12	0
2003-04	23	9	15	24	14
2005-06	5	4	0	4	2
2006-07	6	3	5	8	8
TOTALS	45	23	25	48	24

Signed as a free agent, July 31, 2000.

Kjell Samuelsson — Defense — #28

YEAR	GP	G	A	TP	PIM
1998-99	46	1	4	5	38

Signed as a free agent, October 13, 1998. Retired, April 16, 1998.

Cory Sarich — Defense — #21

YEAR	GP	G	A	TP	PIM
1999-00	17	0	2	2	42
2000-01	73	1	8	9	106
2001-02	72	0	11	11	105
2002-03	82	5	9	14	63
2003-04	82	3	16	19	89
2005-06	82	1	14	15	79
2006-07	82	0	15	15	70

TOTALS	**490**	**10**	**75**	**85**	**554**
PLAYOFFS	GP	G	A	TP	PIM
2002-03	**11**	**0**	**2**	**2**	**6**
2003-04	**23**	**0**	**2**	**2**	**25**
2005-06	**5**	**0**	**1**	**1**	**4**
2006-07	**6**	**0**	**0**	**0**	**2**
TOTALS	**45**	**0**	**5**	**5**	**37**

Acquired from Buffalo with Brian Holzinger, Wayne Primeau and Buffalo's third-round choice (Alexander Kharitonov) in 2000 Entry Draft for Chris Gratton and Tampa Bay's second-round choice (Derek Roy) in 2001 Entry Draft, March 10, 2000. Became a free agent on July 1, 2007.

Denis Savard **Center** **#9, 18**

YEAR	GP	G	A	TP	PIM
1993-94	**74**	**18**	**28**	**46**	**106**
1994-95	**31**	**6**	**11**	**17**	**10**
TOTALS	**105**	**24**	**39**	**63**	**116**

Signed as a free agent, July 29, 1993. Traded to Chicago for Chicago's sixth-round choice (Xavier Delisle) in 1996 Entry Draft, April 6, 1995.

Brandon Segal **Right Wing** **#53**

YEAR	GP	G	A	TP	PIM
2008-09	**2**	**0**	**0**	**0**	**0**

Acquired from Anaheim with a seventh-round draft pick in 2008 in exchange for Jay Leach on February 26, 2008.

Alex Selivanov **Right Wing** **#29, 61**

YEAR	GP	G	A	TP	PIM
1994-95	**43**	**10**	**6**	**16**	**14**
1995-96	**79**	**31**	**21**	**52**	**93**
1996-97	**69**	**15**	**18**	**33**	**61**
1997-98	**70**	**16**	**19**	**35**	**85**
1998-99	**43**	**6**	**13**	**19**	**18**
TOTALS	**304**	**78**	**77**	**155**	**271**
PLAYOFFS	GP	G	A	TP	PIM
1995-96	**6**	**2**	**2**	**4**	**6**

Acquired from Philadelphia for Philadelphia's fourth-round choice (Radovan Somik) in 1995 Entry Draft (previously acquired by Tampa Bay), September 6, 1994. Traded to Edmonton for Alexander Daigle, January 29, 1999.

Alexander Semak **Center** **#27**

YEAR	GP	G	A	TP	PIM
1994-95	**22**	**5**	**5**	**10**	**12**

Acquired from New Jersey with Ben Hankinson for Shawn Chambers and Danton Cole, March 14, 1995. Traded to NY Islanders for NY Islanders' fifth-round choice (Karel Betik) in 1997 Entry Draft, September 14, 1995.

Anatoli Semenov **Center/Left Wing** **#9**

YEAR	GP	G	A	TP	PIM
1992-93	**13**	**2**	**3**	**5**	**4**

Claimed from Edmonton in Expansion Draft, June 18, 1992. Traded to Vancouver for Dave Capuano and Vancouver's fourth-round choice (later traded to New Jersey-later traded to Calgary-Calgary selected Ryan Duthie) in 1994 Entry Draft, November 3, 1992.

David Shaw **Defense** **#27**

YEAR	GP	G	A	TP	PIM
1995-96	**66**	**1**	**11**	**12**	**64**
1996-97	**57**	**1**	**10**	**11**	**72**
1997-98	**14**	**0**	**2**	**2**	**12**
TOTALS	**137**	**2**	**23**	**25**	**148**
PLAYOFFS	GP	G	A	TP	PIM
1995-96	**6**	**0**	**1**	**1**	**4**

Acquired from Boston for Detroit's third-round choice (Jason Doyle) in 1996 Entry Draft (previously acquired by Tampa Bay), August 17, 1995. Traded to San Jose with Bryan Marchment and Tampa Bay's first-round choice (later traded to Nashville-Nashville selected David Legwand) in 1998 Entry Draft for Andrei Nazarov and Florida's first-round choice
(Vincent Lecavalier) in 1998 Entry Draft (previously acquired by San Jose), March 24, 1998.

Jeff Shevalier **Left Wing** **#9**

YEAR	GP	G	A	TP	PIM
1999-00	**5**	**0**	**0**	**0**	**2**

Signed as a free agent, July 5, 1999. Traded to Ottawa for future considerations, March 8, 2000.

Mike Sillinger **Right Wing** **#18, 26**

YEAR	GP	G	A	TP	PIM
1998-99	**79**	**8**	**5**	**13**	**36**
1999-00	**67**	**19**	**25**	**44**	**86**
TOTALS	**146**	**27**	**30**	**57**	**122**

Acquired from Philadelphia with Chris Gratton for Mikael Renberg and Daymond Langkow, December 12, 1998. Traded to Florida for Ryan Johnson and Dwayne Hay, March 14, 2000.

Martin Simard **Right Wing** **#13**

YEAR	GP	G	A	TP	PIM
1992-93	**7**	**0**	**0**	**0**	**11**

Acquired from Quebec to complete June 19, 1992 trade which sent Tim Hunter to Quebec for future considerations, September 14, 1992. Traded to Quebec with Steve Tuttle and Michel Mongeau for Herb Raglan, February 12, 1993.

Reid Simpson **Left Wing** **#24**

YEAR	GP	G	A	TP	PIM
1999-00	**26**	**1**	**0**	**1**	**103**

Acquired from Chicago with Bryan Muir for Michael Nylander, November 12, 1999. Became a free agent, July 1, 2000.

Andrei Skopintsev **Defense** **#46**

YEAR	GP	G	A	TP	PIM
1998-99	**19**	**1**	**1**	**2**	**10**
1999-00	**4**	**0**	**0**	**0**	**6**
TOTALS	**23**	**1**	**1**	**2**	**16**

Tampa Bay's sixth-round choice, 153rd overall, in 1997 Entry Draft. Became a free agent, July 1, 2000.

Matt Smaby **Defense** **#32**

YEAR	GP	G	A	TP	PIM
2007-08	**14**	**0**	**0**	**0**	**12**
2008-09	**43**	**0**	**4**	**4**	**50**
TOTALS	**57**	**0**	**4**	**4**	**62**

Tampa Bay's second-round selection, 41st overall, at the 2003 NHL Entry Draft.

Radek Smolenak **Left Wing** **#52**

YEAR	GP	G	A	TP	PIM
2008-09	**6**	**0**	**1**	**1**	**10**

Selected in the third round, 73rd overall, at the 2005 NHL Entry Draft.

Corey Spring **Right Wing** **#20, 28**

YEAR	GP	G	A	TP	PIM
1997-98	**8**	**1**	**0**	**1**	**10**
1998-99	**8**	**0**	**1**	**1**	**2**
TOTALS	**16**	**1**	**1**	**2**	**12**

Signed as a free agent, July 24, 1995. Became a free agent, July 1, 2000.

Steven Stamkos **Center** **#91**

YEAR	GP	G	A	TP	PIM
2008-09	**79**	**23**	**23**	**46**	**39**

Selected in the first round, first overall, at the 2008 NHL Entry Draft.

Shayne Stevenson **Right Wing** **#9, 40**

YEAR	GP	G	A	TP	PIM
1992-93	**8**	**0**	**1**	**1**	**7**

Selected from Boston in Expansion Draft, June 18, 1992. Became a free agent, July 1, 1993.

Karl Stewart **Left Wing** **#61**

YEAR	GP	G	A	TP	PIM
2006-07	**7**	**0**	**0**	**0**	**2**
2007-08	**9**	**0**	**0**	**0**	**2**
TOTALS	**16**	**0**	**0**	**0**	**4**

Acquired from Chicago with a sixth-round pick in exchange for Nikita Alexeev on February 27, 2007. Became a free agent on July 1, 2008.

Cory Stillman **Left Wing** **#61**

YEAR	GP	G	A	TP	PIM
2003-04	**81**	**25**	**55**	**80**	**36**
PLAYOFFS	**GP**	**G**	**A**	**TP**	**PIM**
2003-04	**21**	**2**	**5**	**7**	**15**

Acquired from St. Louis in exchange for a second-round pick in the 2003 draft on June 21, 2003. Became a free agent on July 1, 2004.

Rich Sutter **Right Wing** **#23**

YEAR	GP	G	A	TP	PIM
1994-95	**4**	**0**	**0**	**0**	**0**

Acquired from Chicago with Paul Ysebaert for Jim Cummins, Tom Tilley and Jeff Buchanan, February 22, 1995. Traded to Toronto for cash, March 13, 1995.

Jaroslav Svejkovsky **Left Wing** **#15**

YEAR	GP	G	A	TP	PIM
1999-00	**29**	**5**	**5**	**10**	**28**

Acquired from Washington for Tampa Bay's seventh-round choice (later traded to Los Angeles-Los Angeles selected Yevgeny Fedorov) in 2000 Entry Draft and Tampa Bay's third-round choice (later traded to Toronto-Toronto selected Brendan Bell) in 2001 Entry Draft, January 17, 2000. Contract bought out, effective June 28, 2001.

Alexander Svitov — **Center** — **#16**

YEAR	GP	G	A	TP	PIM
2002-03	63	4	4	8	58
2003-04	11	0	3	3	4
TOTALS	74	4	7	11	62
PLAYOFFS	GP	G	A	TP	PIM
2002-03	7	0	0	0	6

Tampa Bay's first-round choice, third overall, at the 2001 Entry Draft. Traded to Columbus with a third-round draft choice in the 2004 Entry Draft in exchange for D Darryl Sydor and a fourth-round pick in 2004, January 27, 2004.

Petr Svoboda — **Defense** — **#23**

YEAR	GP	G	A	TP	PIM
1998-99	59	5	18	23	81
1999-00	70	2	23	25	170
2000-01	19	1	3	4	41
2001-02		DID NOT PLAY			
TOTALS	148	8	44	52	292

Acquired from Philadelphia for Karl Dykhuis, December 28, 1998. Retired, May 1, 2002.

Darryl Sydor — **Defense** — **#5, 55**

YEAR	GP	G	A	TP	PIM
2003-04	31	1	6	7	36
2005-06	80	4	19	23	30
TOTALS	111	5	25	30	66
PLAYOFFS	GP	G	A	TP	PIM
2003-04	23	0	6	6	9
2005-06	5	0	1	1	0
TOTALS	28	0	7	7	9

Acquired from Dallas with a fourth-round choice at the 2004 NHL Entry Draft from Columbus in exchange for Alexander Svitov and a third-round pick in 2004 on January 27, 2004. Traded to Dallas in exchange for a fourth-round pick in the 2008 NHL Entry Draft on July 2, 2006.

Michal Sykora — **Defense** — **#23**

YEAR	GP	G	A	TP	PIM
1998-99	10	1	2	3	0

Acquired from Chicago for Mark Fitzpatrick and Tampa Bay's fourth-round choice (later traded to Montreal-Montreal selected Chris Dyment) in 1999 Entry Draft, July 17, 1998. Became a free agent, July 1, 1999.

Paul Szczechura — **Center** — **#38**

YEAR	GP	G	A	TP	PIM
2008-09	31	4	5	9	12

Signed as a free agent on April 24, 2008.

Peter Taglianetti — **Defense** — **#32**

YEAR	GP	G	A	TP	PIM
1992-93	61	1	8	9	150

Claimed from Pittsburgh in Expansion Draft, June 18, 1992. Traded to Pittsburgh for Pittsburgh's third-round choice (later traded to Florida-Florida selected Steve Washburn) in 1993 Entry Draft, March 22, 1993.

Nick Tarnasky — **Center** — **#74**

YEAR	GP	G	A	TP	PIM
2005-06	12	0	1	1	4
2006-07	77	5	4	9	80
2007-08	80	6	4	10	78
TOTALS	169	11	9	20	162
PLAYOFFS	GP	G	A	TP	PIM
2006-07	6	0	0	0	10

Tampa Bay's ninth-round pick, 287th overall, at the 2003 Entry Draft. Traded to Nashville in exchange for a conditional draft pick in 2009 on September 29, 2008.

Tim Taylor — **Center** — **#27**

YEAR	GP	G	A	TP	PIM
2001-02	48	4	4	8	25
2002-03	82	4	8	12	38
2003-04	82	7	15	22	25
2005-06	82	7	6	13	22
2006-07	71	1	5	6	16
TOTALS	365	23	38	61	126
PLAYOFFS	GP	G	A	TP	PIM
2002-03	11	0	1	1	6
2003-04	23	2	3	5	31
2005-06	5	0	0	0	2
2006-07	6	0	0	0	0
TOTALS	45	2	4	6	39

Acquired from NY Rangers for Nils Ekman and Kyle Freadrich, June 30, 2001. Retired following 2007-08 season.

Ryan Tobler — **Left Wing** — **#18, 17**

YEAR	GP	G	A	TP	PIM
2001-02	4	0	0	0	5

Signed as a free agent, August 21, 2001. Became a free agent, July 1, 2003.

Jeff Toms — **Left Wing** — **#9**

YEAR	GP	G	A	TP	PIM
1995-96	1	0	0	0	0
1996-97	34	2	8	10	10
1997-98	13	1	2	3	7
TOTALS	48	3	10	13	17

Acquired from New Jersey for Vancouver's fourth-round choice (later traded to Calgary-Calgary selected Ryan Duthie) in 1994 Entry Draft (previously acquired by Tampa Bay), May 31, 1994. Claimed off waivers by Washington, November 19, 1997.

Pavel Torgaev — **Left Wing** — **#29**

YEAR	GP	G	A	TP	PIM
1999-00	5	0	2	2	2

Claimed of waivers from Calgary, November 26, 1999. Became a free agent, July 1, 2000.

Darcy Tucker — **Center** — **#16**

YEAR	GP	G	A	TP	PIM
1997-98	35	6	8	14	89
1998-99	82	21	22	43	176
1999-00	50	14	20	34	108
TOTALS	167	41	50	91	373

Acquired from Montreal with Stephane Richer and David Wilkie for Patrick Poulin, Mick Vukota and Igor Ulanov, January 15, 1998. Traded to Toronto with Tampa Bay's fourth-round choice (Miguel Delisle) in 2000 Entry Draft for Mike Johnson, Marek Posmyk and Toronto's fifth- (Pavel Sedov) and sixth-round choices (Aaron Gionet) in 2000 Entry Draft, February 9, 2000.

John Tucker — **Right Wing** — **#14**

YEAR	GP	G	A	TP	PIM
1992-93	78	17	39	56	69
1993-94	66	17	23	40	28
1994-95	46	12	13	25	14
1995-96	63	3	7	10	18
TOTALS	253	49	82	131	129
PLAYOFFS	GP	G	A	TP	PIM
1995-96	2	0	0	0	2

Signed as a free agent by Tampa Bay on August 5, 1992. Contract bought out, effective July 1, 1996.

Igor Ulanov — **Defense** — **#5**

YEAR	GP	G	A	TP	PIM
1995-96	11	2	1	3	24
1996-97	59	1	7	8	108
1997-98	45	2	7	9	85
TOTALS	115	5	15	20	217
PLAYOFFS	GP	G	A	TP	PIM
1995-96	5	0	0	0	15

Acquired from Chicago with Patrick Poulin and Chicago's second-round draft choice (later traded to New Jersey-New Jersey selected Pierre Dagenais) in 1996 Entry Draft for Enrico Ciccone and Tampa Bay's second-round draft choice (Jeff Paul) in 1996 Entry Draft, March 20, 1996. Traded to Montreal with Patrick Poulin and Mick Vukota for Stephane Richer, Darcy Tucker and David Wilkie, January 15, 1998.

Radim Vrbata — **Right Wing** — **#17**

YEAR	GP	G	A	TP	PIM
2008-09	18	3	3	6	8

Signed as a free agent on July 1, 2008.

Vladimir Vujtek — **Left Wing** — **#79**

YEAR	GP	G	A	TP	PIM
1997-98	30	2	4	6	16

Acquired from Edmonton with Edmonton's third-round choice (Dimitri Afanasenkov) in 1998 Entry Draft for Brantt Myhres and Toronto's third-round choice (Alex Henry) in 1998 Entry Draft (previously acquired by Tampa Bay), July 16, 1997. Became a free agent July 1, 1998.

Mick Vukota — **Left Wing** — **#21**

YEAR	GP	G	A	TP	PIM
1997-98	42	1	0	1	116

Claimed from the NY Islanders in 1997 NHL Waiver Draft, Sept. 28, 1997. Traded to Montreal with Patrick Poulin and Igor Ulanov for Stephane Richer, Darcy Tucker and David Wilkie, January 15, 1998.

Kyle Wanvig — **Right Wing** — **#56, 46**

YEAR	GP	G	A	TP	PIM
2006-07	4	0	0	0	0
2007-08	7	1	0	1	7
TOTALS	11	1	0	1	7

Acquired from Atlanta with RW Stephen Baby in exchange for Andy Delmore and Andre Deveaux on January 31, 2007. Became a free agent on July 1, 2008.

Jason Ward — Right Wing — #16

YEAR	GP	G	A	TP	PIM
2006-07	17	4	4	8	10
2007-08	79	8	6	14	42
2008-09	1	0	0	0	2
TOTALS	97	12	10	22	54
PLAYOFS	GP	G	A	TP	PIM
2006-07	6	0	1	1	6

Acquired from Los Angeles in exchange for a fifth-round choice in 2007 on February 27, 2007.

Todd Warriner — Left Wing — #8

YEAR	GP	G	A	TP	PIM
1999-00	55	11	13	24	34
2000-01	64	10	11	21	46
TOTALS	119	21	24	45	80

Acquired from Toronto for Tampa Bay's third-round choice (Mikael Tellqvist) in 2000 Entry Draft, November 29, 1999. Traded to Phoenix for Juha Ylonen, June 18, 2001.

Noah Welch — Defense — #7

YEAR	GP	G	A	TP	PIM
2008-09	17	0	0	0	14

Acquired from Florida with a third-round pick in 2009 in exchange for Steve Eminger.

Jay Wells — Defense — #26

YEAR	GP	G	A	TP	PIM
1996-97	21	0	0	0	13

Signed as a free agent, August 3, 1996. Became a free agent, July 1, 1997.

Jason Wiemer — Left Wing — #9, 24

YEAR	GP	G	A	TP	PIM
1994-95	36	1	4	5	44
1995-96	66	9	9	18	81
1996-97	63	9	5	14	134
1997-98	67	8	9	17	132
TOTALS	232	27	27	54	391
PLAYOFFS	GP	G	A	TP	PIM
1995-96	6	1	0	1	28

Tampa Bay's first-round choice, eighth overall, in 1994 Entry Draft. Traded to Calgary for Sandy McCarthy and Calgary's third- (Brad Richards) and fifth-round choices (Curtis Rich) in 1998 Entry Draft, March 24, 1998.

David Wilkie — Defense — #6, 49

YEAR	GP	G	A	TP	PIM
1997-98	29	1	5	6	17
1998-99	46	1	7	8	69
TOTALS	75	2	12	14	86

Acquired from Montreal with Darcy Tucker and Stephane Richer for Patrick Poulin, Mick Vukota and Igor Ulanov, January 15, 1998. Became a free agent on July 1, 1999.

Shane Willis — Right Wing — #24

YEAR	GP	G	A	TP	PIM
2001-02	21	4	3	7	6
2003-04	12	0	6	6	2
TOTALS	33	4	9	13	8

Acquired from Carolina with Chris Dingman for Kevin Weekes, March 5, 2002. Became a free agent on July 1, 2005.

Ty Wishart — Defense — #3

YEAR	GP	G	A	TP	PIM
2008-09	5	0	1	1	0

Acquired from San Jose with Matt Carle, a first-round selection in the 2009 NHL Entry Draft and a fourth-round pick in 2010 in exchange for Dan Boyle and Brad Lukowich on July 4, 2008.

Craig Wolanin — Defense — #6

YEAR	GP	G	A	TP	PIM
1996-97	15	0	0	0	8

Acquired from Colorado for Tampa Bay's second-round choice (Ramzi Abid) in 1998 Entry Draft, July 29, 1996. Traded to Toronto for Toronto's third-round choice (later traded to Edmonton-Edmonton selected Alex Henry) in 1998 Entry Draft, January 31, 1997.

Juha Ylonen — Center — #16

YEAR	GP	G	A	TP	PIM
2001-02	65	3	10	13	8

Acquired from Phoenix for Todd Warriner, June 18, 2001. Traded to Ottawa for Andre Roy and a sixth-round choice in the 2003 Entry Draft, March 15, 2002.

Paul Ysebaert — Right Wing — #15

YEAR	GP	G	A	TP	PIM
1994-95	29	8	11	19	12
1995-96	55	16	15	31	16
1996-97	39	5	12	17	4
1997-98	82	13	27	40	32
1998-99	10	0	1	1	2
TOTALS	215	42	66	108	66
PLAYOFFS	GP	G	A	TP	PIM
1995-96	5	0	0	0	0

Acquired from Chicago with Rich Sutter for Jim Cummins, Tom Tilley and Jeff Buchanan, February 22, 1995. Became a free agent, July 1, 1999.

Rob Zamuner — Left Wing — #7

YEAR	GP	G	A	TP	PIM
1992-93	84	15	28	43	74
1993-94	59	6	6	12	42
1994-95	43	9	6	15	24
1995-96	72	15	20	35	62
1996-97	82	17	33	50	56
1997-98	77	14	12	26	41
1998-99	58	8	11	19	24
TOTALS	475	84	116	200	323
PLAYOFFS	GP	G	A	TP	PIM
1995-96	6	2	3	5	10

Signed as a free agent, July 13, 1992. Traded to Ottawa with future considerations for Andreas Johansson, June 30, 1999.

Thomas Ziegler — Center — #43

YEAR	GP	G	A	TP	PIM
2000-01	5	0	0	0	0

Tampa Bay's ninth-round choice, 263rd overall, in 2000 Entry Draft. Became a free agent, July 1, 2002.

Andrei Zyuzin — Defense — #30

YEAR	GP	G	A	TP	PIM
1999-00	34	2	9	11	33
2000-01	64	4	16	20	76
2001-02	9	0	2	2	6
TOTALS	107	6	27	33	115

Acquired from San Jose with Shawn Burr, Bill Houlder and Steve Guolla for Niklas Sundstrom and the NY Rangers' third-round choice (later traded to Chicago-Chicago selected Igor Radulov) in 2000 Entry Draft (previously acquired by Tampa Bay), August 4, 1999. Traded to New Jersey for Josef Boumedienne, Anton But and Sascha Goc, November 9, 2001.

ALL-TIME GOALTENDING REGISTER

J.C. Bergeron — #30

Year	GP	MIN	GAA	W	L	OTL	SO	GA	SA	SPCT
1992-93	21	1163	2.66	8	10	1	0	71	574	.876
1993-94	3	134	3.13	1	1	1	0	7	69	.899
1994-95	17	883	3.33	3	9	1	1	49	374	.869
1995-96	12	595	4.24	2	6	2	0	42	250	.832
TOTALS	53	2775	3.65	14	26	5	1	169	1267	.867

Acquired from Montreal for Frederic Chabot, June 19, 1992. Became a free agent, July 1, 1996.

Zac Bierk — #1

Year	GP	MIN	GAA	W	L	OTL	SO	GA	SA	SPCT
1997-98	13	433	4.16	1	4	1	0	30	210	.857
1998-99	1	59	2.03	0	1	0	0	2	21	.905
1999-00	12	509	3.65	4	4	1	0	31	308	.899
TOTALS	26	1001	3.78	5	9	2	0	63	539	.883

Tampa Bay's ninth-round choice, 212th overall in 1995 Entry Draft. Claimed by Minnesota in Expansion Draft, June 23, 2000.

Sean Burke — #1

Year	GP	MIN	GAA	W	L	OTL	SO	GA	SA	SPCT
2005-06	35	1713	2.80	14	10	4	2	80	764	.895

Signed by the Lightning as a free agent on August 9, 2005. Claimed off waivers by Los Angeles on January 18, 2007.

Dan Cloutier — #39

Year	GP	MIN	GAA	W	L	OTL	SO	GA	SA	SPCT
1999-00	52	2492	3.49	9	30	3	0	145	1258	.885
2000-01	24	1005	3.52	3	13	3	1	59	541	.891
TOTALS	76	3497	3.50	12	43	6	1	204	1799	.887

Acquired from the NY Rangers with Niklas Sundstrom and the NY Rangers' first- (Nikita Alexeev) and third-round choices (later traded to San Jose-later traded to Chicago-Chicago selected Igor Radulov) in 2000 Entry Draft for Chicago's first-round choice (Pavel Brendl) in 1999 Entry Draft (previously acquired by Tampa Bay), June 26, 1999. Traded to Vancouver for Adrian Aucoin and Vancouver's second-round choice (Alexander Polushin) in 2001 Entry Draft, February 7, 2001.

Gerald Coleman #50

Year	GP	MIN	GAA	W	L	OTL	SO	GA	SA	SPCT
2005-06	2	43	2.79	0	0	0	0	2	17	.882

Tampa Bay's seventh-round pick, 224th overall, at the 2003 entry draft. Traded to Anaheim with a first-round pick in 2007 in exchange for D Shane O'Brien and a third-round pick in 2007.

Marc Denis #30

Year	GP	MIN	GAA	W	L	OTL	SO	GA	SA	SPCT
2006-07	44	2353	3.19	17	18	2	1	125	1068	.883
2007-08	10	415	4.05	1	5	0	0	28	199	.859
TOTALS	54	2768	3.32	18	23	2	1	153	1267	.879

Acquired from Columbus in exchange for Fredrik Modin and Fredrik Norrena on June 30, 2006. Contract bought out on June 25, 2008.

Brian Eklund #40

Year	GP	MIN	GAA	W	L	OTL	SO	GA	SA	SPCT
2005-06	1	58	3.10	0	1	0	0	3	19	.842

Tampa Bay's seventh-round pick, 226th overall, at the 2000 entry draft. Traded to Boston on February 8, 2006 in exchange for Zdenek Blatny.

Mark Fitzpatrick #30

Year	GP	MIN	GAA	W	L	OTL	SO	GA	SA	SPCT
1997-98	34	1938	3.16	7	24	1	1	102	975	.895

Acquired from Florida with Jody Hull for Dino Ciccarelli and Jeff Norton, January 15, 1998. Traded to Chicago with Tampa Bay's fourth-round choice (later traded to Montreal-Montreal selected Chris Dyment) in 1999 Entry Draft for Michal Sykora, July 17, 1998.

Wade Flaherty #31

Year	GP	MIN	GAA	W	L	OTL	SO	GA	SA	SPCT
2000-01	2	118	4.07	0	2	0	0	8	55	.855

Acquired from NY Islanders for a conditional 2001 Entry Draft choice, February 16, 2001. Became a free agent, July 1, 2001.

John Grahame #47

Year	GP	MIN	GAA	W	L	OTL	SO	GA	SA	SPCT
2002-03	17	914	2.23	6	5	4	2	34	424	.920
2003-04	29	1688	2.06	18	9	1	1	58	664	.913
2005-06	57	3152	2.69	29	22	0	5	161	1450	.889
TOTALS	103	5754	2.63	53	36	5	8	253	2538	.900
Playoffs	GP	MIN	GAA	W	L	SO	GA	SA	SPCT	
2002-03	1	111	1.08	0	1	0	2	48	.958	
2003-04	1	34	3.53	0	0	0	2	17	.882	
2005-06	4	188	4.79	1	3	0	15	98	.847	
TOTALS	6	333	3.42	1	4	0	19	163	.883	

Acquired from Boston for Tampa Bay's fourth round choice in the 2004 NHL Entry Draft on January 13, 2003. Became a free agent on July 1, 2006.

Riku Helenius #35

Year	GP	MIN	GAA	W	L	OTL	SO	GA	SA	SPCT
2008-09	1	7	0.00	0	0	0	0	0	2	1.000

Selected in the first round, 15th overall, at the 2006 NHL Entry Draft.

Kevin Hodson #31, 35

Year	GP	MIN	GAA	W	L	OTL	SO	GA	SA	SPCT
1998-99	5	238	2.77	2	1	1	0	11	118	.907
1999-00	24	769	3.67	2	7	4	0	47	327	.856
2002-03	7	283	2.54	0	3	1	0	12	101	.881
TOTALS	36	1290	3.25	4	11	6	0	70	546	.872

Acquired from Detroit with San Jose's second-round choice (Sheldon Keefe) in 1999 Entry Draft (previously acquired by Detroit) for Wendel Clark and Detroit's sixth-round choice (Kent McDonell) in 1999 Entry Draft (previously acquired by Tampa Bay), March 23, 1999. Traded to Montreal for Montreal's 2000 seventh-round draft choice, June 2, 2000. Signed as a free agent on May 29, 2002. Retired, January 16, 2003.

Johan Holmqvist #40

Year	GP	MIN	GAA	W	L	OTL	SO	GA	SA	SPCT
2006-07	48	2548	2.85	27	15	3	1	121	1134	.893
2007-08	45	2469	3.01	20	16	6	2	124	1129	.890
TOTALS	93	5017	2.93	47	31	9	3	245	2263	.892

Signed as a free agent on July 1, 2006. Traded to Dallas with Brad Richards in exchange for Mike Smith, Jeff Halpern, Jussi Jokinen and a fourth-round pick in 2009 on February 26, 2008.

Pat Jablonski #35

Year	GP	MIN	GAA	W	L	OTL	SO	GA	SA	SPCT
1992-93	43	2268	3.97	8	24	4	1	150	1194	.874
1993-94	15	834	3.88	5	6	3	0	54	374	.856
TOTALS	58	3102	3.95	13	30	7	1	204	1568	.870

Acquired from St. Louis with Steve Tuttle and Darin Kimble for future considerations, June 19, 1992. Traded to Toronto in exchange for cash, February 21, 1994.

Nikolai Khabibulin #35

Year	GP	MIN	GAA	W	L	OTL	SO	GA	SA	SPCT
2000-01	2	123	2.93	1	1	0	0	6	69	.913
2001-02	70	3896	2.36	24	32	10	7	153	1914	.920
2002-03	65	3787	2.47	30	22	11	4	156	1760	.911
2003-04	55	3274	2.33	28	19	7	3	127	1414	.910
TOTALS	192	11080	2.39	83	74	28	14	442	5157	.914
Playoffs	GP	MIN	GAA	W	L	SO	GA	SA	SPCT	
2002-03	10	644	2.42	5	5	0	26	299	.913	
2003-04	23	1401	1.71	16	7	5	40	598	.933	

Acquired from Phoenix with Stan Neckar for Mike Johnson, Paul Mara, Ruslan Zainullin and NY Islanders second-round choice (Matthew Spiller) in 2001 NHL Entry Draft (previously acquired), March 5, 2001. Became a free agent on July 1, 2005.

Dieter Kochan #35

Year	GP	MIN	GAA	W	L	OTL	SO	GA	SA	SPCT
1999-00	5	238	4.29	1	4	0	0	17	111	.847
2000-01	10	314	3.44	0	3	0	0	18	138	.870
2001-02	5	237	4.05	0	3	1	0	16	129	.876
TOTALS	20	789	3.88	1	10	1	0	51	378	.865

Signed as a free agent, March 27, 2000. Became a free agent on July 1, 2002.

Olaf Kolzig #37

Year	GP	MIN	GAA	W	L	OTL	SO	GA	SA	SPCT
2008-09	8	410	3.66	2	4	1	0	25	220	.898

Signed as a free agent on July 1, 2008. Traded to Toronto with Jamie Heward, Andy Rogers and a fourth-round pick in 2009 in exchange for D Richard Petiot on March 4, 2009.

Evgeny Konstantinov #1

Year	GP	MIN	GAA	W	L	OTL	SO	GA	SA	SPCT
2000-01	1	0	0.00	0	0	0	0	0	0	.000
2002-03	1	20	3.00	0	0	0	0	1	6	.833
TOTALS	2	20	3.00	0	0	0	0	1	6	.833

Tampa Bay's third-round choice, 67th overall, in 1999 Entry Draft. Became a free agent July 1, 2004

David Littman #31

Year	GP	MIN	GAA	W	L	OTL	SO	GA	SA	SPCT
1992-93	1	45	9.33	0	1	0	0	7	21	.667

Signed as a free agent, August 27, 1992. Became a free agent, July 1, 1993.

Mike McKenna #30

Year	GP	MIN	GAA	W	L	OTL	SO	GA	SA	SPCT
2008-09	15	776	3.56	4	8	1	1	46	406	.887

Signed as a free agent on February 3, 2009. Became a free agent on July 1, 2009.

Rich Parent #31

Year	GP	MIN	GAA	W	L	OTL	SO	GA	SA	SPCT
1999-00	14	698	3.70	2	7	1	0	43	353	.878

Acquired from St. Louis with Chris McAlpine for Stephane Richer, January 13, 1999. Traded to Ottawa for Ottawa's 2000 seventh-round draft choice (later traded to Buffalo-Buffalo selected Paul Gaustad) on June 4, 2000.

Daren Puppa #93

Year	GP	MIN	GAA	W	L	OTL	SO	GA	SA	SPCT
1993-94	63	3653	2.71	22	33	6	4	165	1637	.899
1994-95	36	2013	2.68	14	19	2	1	90	946	.905
1995-96	57	3189	2.46	29	16	9	5	131	1605	.918
1996-97	6	325	2.58	1	1	2	0	14	150	.907
1997-98	26	1456	2.72	5	14	6	0	66	660	.900
1998-99	13	691	2.87	5	6	1	2	33	350	.906
1999-00	5	249	4.58	1	2	0	0	19	129	.853
TOTALS	206	11576	2.68	77	91	26	12	518	5477	.905

Playoffs	GP	MIN	GAA	W	L	SO	GA	SA	SPCT
1995-96	4	173	4.86	1	3	0	14	86	.837

Acquired from Florida in Phase II of the Expansion Draft, June 25, 1993. Became a free agent, July 1, 2000.

Karri Ramo #31

Year	GP	MIN	GAA	W	L	OTL	SO	GA	SA	SPCT
2006-07	2	70	3.43	0	0	0	0	4	23	.826
2007-08	22	1269	3.03	7	11	3	0	64	632	.899
2008-09	24	1312	3.66	4	10	7	0	80	756	.894
TOTALS	48	2651	3.35	11	21	10	0	148	1411	.895

Selected in the sixth round, 191st overall, in the 2004 NHL Entry Draft

Bill Ranford #30

Year	GP	MIN	GAA	W	L	OTL	SO	GA	SA	SPCT
1998-99	32	1568	3.90	3	18	3	1	102	858	.881

Acquired from Washington for Tampa Bay's third-round choice (Todd Hornung) in 1998 Entry Draft and Tampa Bay's second-round choice (Michal Sivek) in 1999 Entry Draft, June 18, 1998. Traded to Detroit for a conditional draft choice, March 23, 1999.

Jeff Reese #1

Year	GP	MIN	GAA	W	L	OTL	SO	GA	SA	SPCT
1995-96	19	994	3.26	7	7	1	0	54	464	.884

Playoffs	GP	MIN	GAA	W	L	SO	GA	SA	SPCT
1995-96	5	198	3.64	1	1	0	12	100	.880

Acquired from Hartford for Tampa Bay's ninth-round choice (Ashhat Rakhmatullin) in 1996 Entry Draft, December 1, 1995. Traded to New Jersey with Chicago's second-round draft choice (Pierre Dagenais) in 1996 Entry Draft (previously acquired by Tampa Bay) and Tampa Bay's eighth-round choice (Jason Bertsch) in 1996 Entry Draft for Corey Schwab, June 22, 1996. Acquired from Toronto with Toronto's ninth-round choice (later traded to Philadelphia-Philadelphia selected Milan Kopecky) in 2000 Entry Draft for Tampa Bay's ninth-round draft choice (Jean-Phillipe Cote) in 2000 Entry Draft,
August 5, 1999. Retired, August 5, 1999.

Corey Schwab #32

Year	GP	MIN	GAA	W	L	OTL	SO	GA	SA	SPCT
1996-97	31	1462	3.04	11	12	1	2	74	719	.897
1997-98	16	821	2.92	2	9	1	1	40	370	.892
1998-99	40	2146	3.52	8	25	3	0	126	1152	.891
TOTALS	87	4429	3.25	21	46	5	3	240	2241	.893

Acquired from New Jersey for Jeff Reese, Chicago's second-round draft choice (Pierre Dagenais) in 1996 Entry Draft (previously acquired by Tampa Bay) and Tampa Bay's eighth-round choice (Jason Bertsch) in 1996 Entry Draft, June 22, 1996. Claimed by Atlanta in Expansion Draft, June 25, 1999.

Mike Smith #41

Year	GP	MIN	GAA	W	L	OTL	SO	GA	SA	SPCT
2007-08	13	774	2.79	3	10	0	1	36	338	.893
2008-09	41	2471	2.62	14	18	9	2	108	1282	.916
TOTALS	54	3245	2.66	17	28	9	3	144	1620	.911

Acquired from Dallas with Jeff Halpern, Jussi Jokinen and a fourth-round pick in 2009 in exchange for Brad Richards and Johan Holmqvist on February 26, 2008.

Rick Tabaracci #31

Year	GP	MIN	GAA	W	L	OTL	SO	GA	SA	SPCT
1996-97	55	3012	2.75	20	25	6	4	138	1415	.902

Acquired from Calgary for Aaron Gavey, November 19, 1996. Traded to Calgary for Calgary's fourth-round choice (Eric Beaudoin) in 1998 Entry Draft, June 21, 1997.

Kevin Weekes #80

Year	GP	MIN	GAA	W	L	OTL	SO	GA	SA	SPCT
2000-01	61	3378	3.14	20	33	3	4	177	1742	.898
2001-02	19	830	2.89	3	9	0	2	40	470	.915
TOTALS	80	4208	3.09	23	42	3	6	217	2212	.902

Acquired with Kristian Kudroc and NY Islanders second-round choice (later traded to Phoenix-Phoenix selected Matthew Spiller) in 2001 Entry Draft for Tampa Bay's first-round choice in (Raffi Torres) in 2000 Entry Draft, Calgary's fourth-round choice (Vladimir Gorbunov) in 2000 Entry Draft (previously acquired by Tampa Bay) and NY Islanders seventh-round choice (Ryan Caldwell) in 2000 Entry Draft (previously acquired by Tampa Bay), June 23, 2000. Traded to Carolina for Chris Dingman and Shane Willis, March 5, 2002.

Derek Wilkinson #35

Year	GP	MIN	GAA	W	L	OTL	SO	GA	SA	SPCT
1995-96	4	200	4.50	0	3	0	0	15	105	.857
1996-97	5	169	4.26	0	2	1	0	12	72	.833
1997-98	8	311	3.28	2	4	1	0	17	148	.885
1998-99	5	253	3.08	1	3	1	0	13	129	.899
TOTALS	22	933	3.67	3	12	3	0	57	454	.874

Tampa Bay's seventh-round choice, 145th overall, in 1992 Entry Draft. Became a free agent, July 1, 1999.

Wendell Young #1

Year	GP	MIN	GAA	W	L	OTL	SO	GA	SA	SPCT
1992-93	31	1591	3.66	7	19	2	0	97	758	.872
1993-94	9	480	2.50	2	3	1	1	20	211	.905
TOTALS	40	2071	3.39	9	22	3	1	117	969	.879

Claimed from Pittsburgh in Expansion Draft, June 18, 1992. Traded to Pittsburgh for future considerations, February 16, 1995.

YOUNGEST AND OLDEST PLAYERS

YOUNGEST

Rank	Player	Pos	Birthdate	First Game	Age
1.	**Chris Gratton**	**C**	**July 5, 1975**	**Oct. 6, 1993**	**18 yrs., 3 mos., 1 day**
2.	**Vincent Lecavalier**	**C**	**April 21, 1980**	**Oct. 9, 1998**	**18 yrs., 5 mos., 18 days**
3.	**Roman Hamrlik**	**D**	**April 12, 1974**	**Oct. 7, 1992**	**18 yrs., 5 mos., 25 days**
4.	**Steven Stamkos**	**C**	**February 7, 1990**	**Oct. 4, 2008**	**18 yrs., 8 mos., 27 days**
5.	**Jason Wiemer**	**LW**	**April 14, 1976**	**Jan. 20, 1995**	**18 yrs., 9 mos., 6 days**

OLDEST

Rank	Player	Pos	Birthdate	Last Game	Age
1.	**Gary Roberts**	**LW**	**May 23, 1966**	**March 1, 2009**	**42 yrs., 9 mos., 28 days**
2.	**Dave Andreychuk**	**LW**	**Sept. 29, 1963**	**January 7, 2006**	**42 yrs., 3 mos., 8 days**
3.	**Mark Recchi**	**RW**	**February 1, 1968**	**March 1, 2009**	**41 yrs., 1 mon.**
4.	**Kjell Samuelsson**	**D**	**Oct. 18, 1958**	**April 16, 1999**	**40 yrs., 5 mos., 28 days**
5.	**Grant Ledyard**	**D**	**Nov. 19, 1961**	**April 10, 2002**	**40 yrs., 4 mos., 21 days**

TEAM FIRSTS

Game	**October 7, 1992 vs Chicago**
Victory	**October 7, 1992 vs Chicago 7-3**
Home Victory	**October 7, 1992 vs Chicago 7-3**
Road Victory	**October 13, 1992 vs St. Louis 2-1**
Tie	**October 11, 1992 at Chicago 4-4**
Home Tie	**January 24, 1993 vs Minnesota 2-2**
Road Tie	**October 11, 1992 at Chicago 4-4**
Defeat	**October 10, 1992 vs Minnesota 2-1**
Home Defeat	**October 22, 1992 vs Toronto 5-2**
Road Defeat	**October 10, 1992 vs Minnesota 2-1**
Shutout	**November 13, 1992 vs Ottawa 1-0**
Shutout Against	**December 18, 1992 vs New Jersey 2-0**
Shot on Goal	**Stan Drulia at 1:44 of 1st period, October 7, 1992 vs Chicago**
Shot on Goal Against	**Chris Chelios at :20 of 1st period, October 7, 1992 vs Chicago**
Goal	**Chris Kontos at 4:43 of 1st period, October 7, 1992 vs Chicago**
Goal Against	**Cam Russell at 13:19 of 1st period, October 7, 1992 vs Chicago**
Assist	**Rob Zamuner and Adam Creighton at 4:43 of 1st period, October 7, 1992 vs Chicago**
Assist Against	**Ed Belfour at 13:19 of 1st period, October 7, 1992 vs Chicago**
Power Play Goal	**Chris Kontos at 4:43 of 1st period, October 7, 1992 vs Chicago**
Power Play Goal Against	**Steve Larmer at 7:49 of 1st period, October 11, 1992 at Chicago**
Shorthanded Goal	**Mikael Andersson at 8:18 of 2nd period, October 15, 1992 vs Toronto**
Shorthanded Goal Against	**Gary Suter at 2:18 of 2nd period, November 14, 1992 vs Calgary**
Game-Winning Goal	**Ken Hodge at 14:09 of 1st period, October 7, 1992 vs Chicago**
Game-Winning Goal Against	**Neal Broten at :13 of 2nd period, October 10, 1992 vs Minnesota**
Game-Tying Goal	**Brian Bradley at 15:47 of 3rd period, October 11, 1992 at Chicago**
Game-Tying Goal Against	**Calle Johansson at 12:10 of 3rd period, November 6, 1992 at Washington**
Empty-Net Goal	**Brian Bradley at 19:12 of 3rd period, October 13, 1992 at St. Louis**
Empty-Net Goal Against	**Gary Roberts at 19:36 of 3rd period, November 14, 1992 vs Calgary**
Hat Trick	**Chris Kontos, October 7, 1992 vs Chicago (4-0-4)**
Hat Trick Against	**Evgeny Davydov, November 17, 1992 vs Winnipeg (3-0-3)**
Overtime Goal	**Doug Crossman at 1:16 of OT, November 7, 1992 at NY Islanders**
Overtime Goal Against	**Bob Sweeney at 2:30 of OT, October 16, 1992 at Buffalo**
Penalty	**Mike Hartman (Interference) at 2:28 of 1st period, October 7, 1992 vs Chicago**
Power Play Attempt	**2:57 of 1st period, October 7, 1992 vs Chicago (high-sticking on Steve Larmer)**
Penalty Shot	**Brian Bradley, October 22, 1992 vs Toronto (unsuccessful)**
Penalty Shot Against	**Pierre Turgeon, November 7, 1992 at NY Islanders (successful)**
Successful Penalty Shot	**Mikael Andersson, December 15, 1992 at Los Angeles**
Successful Penalty Shot Against	**Pierre Turgeon, November 7, 1992 at NY Islanders**
Starting Lineup	**Mikael Andersson, Adam Creighton, Chris Kontos, Rob Ramage, Peter Taglianetti, Wendell Young**

ST. PETE TIMES FORUM FIRSTS

Game	**October 20, 1996 vs NY Rangers**
Victory	**October 20, 1996 vs NY Rangers 5-2**
Tie	**October 29, 1996 vs Chicago 2-2**
Defeat	**October 24, 1996 vs Ottawa 5-2**
Shutout	**November 19, 1996 vs Los Angeles 3-0**

Shutout Against	**November 27, 1996 vs Buffalo 3-0**
Goal	**Brian Bradley at 11:46 of 1st period, October 20, 1996 vs NY Rangers**
Goal Against	**Wayne Gretzky at 13:45 of 1st period, October 20, 1996 vs NY Rangers**
Assist	**Rob Zamuner at 11:46 of 1st period, October 20, 1996 vs NY Rangers**
Assist Against	**Niklas Sundstrom at 13:45 of 1st period, October 20, 1996 vs NY Rangers**
Power Play Goal	**Roman Hamrlik at 18:20 of 2nd period, October 20, 1996 vs NY Rangers**
Power Play Goal Against	**Daniel Goneau at 4:32 of 3rd period, October 20, 1996 vs NY Rangers**
Shorthanded Goal	**Rob Zamuner at 18:57 of 2nd period, November 19, 1996 vs Los Angeles Kings**
Shorthanded Goal Against	**Steve Duchesne at 12:50 of 2nd period, October 24, 1996 vs Ottawa**
Game-Winning Goal	**Alex Selivanov at :55 of 2nd period, October 20, 1996 vs NY Rangers**
Game-Winning Goal Against	**Steve Duchesne at 12:50 of 2nd period, October 24, 1996 vs Ottawa**
Game-Tying Goal	**John Cullen at 19:16 of 3rd period, November 8, 1996 vs Pittsburgh**
Game-Tying Goal Against	**Eric Weinrich at 6:50 of 3rd period, October 29, 1996 vs Chicago**
Empty-Net Goal	**Roman Hamrlik at 19:30 of 3rd period, December 31, 1996 vs NY Rangers**
Empty-Net Goal Against	**Alexei Yashin at 19:42 of 3rd period, October 24, 1996 vs Ottawa**
Hat Trick	**Dino Ciccarelli, November 8, 1996 vs Pittsburgh**
Hat Trick Against	**John LeClair, October 16, 1998 vs Philadelphia**
Overtime Goal	**Bill Houlder at 2:02 of OT, January 21, 1997 vs Colorado**
Overtime Goal Against	**Kelly Miller at 3:32 of OT, January 21, 1998 vs Washington**
Penalty Kill	**Roman Hamrlik (holding the stick) at 7:58 of 1st period, October 20, 1996 vs NY Rangers**
Power Play Attempt	**1:35 of 1st period, October 20, 1996 vs Rangers (goaltender interference on Pat Flatley)**
Penalty Shot	**Rob Zamuner, January 11, 1997 vs Islanders (successful)**
Penalty Shot Against	**Steve Heinze, December 17, 1997 vs Boston (unsuccessful)**
Successful Penalty Shot	**Rob Zamuner, January 11, 1997 vs NY Islanders**
Successful Penalty Shot Against	**Robert Reichel, January 14, 1998 vs NY Islanders**
Starting Lineup	**Mikael Andersson, Brian Bradley, Roman Hamrlik, Rudy Poeschek, Cory Schwab, Rob Zamuner**

TEAM HISTORY

May 1, 1990	**Phil Esposito announces his intention to vie for an NHL franchise in Tampa Bay.**
Sept. 12, 1990	**Esposito announces that the franchise, if awarded, will be called the Tampa Bay Lightning.**
Sept. 19, 1990	**In an exhibition game sponsored by Esposito and the Tampa Bay Hockey Group, a crowd of 25,581 - at that time, the largest to ever see an NHL game – watches the Pittsburgh Penguins skate to a 5-3 victory against Wayne Gretzky and the Los Angeles Kings at the Florida Suncoast Dome (now Tropicana Field).**
Nov. 1, 1990	**NHL representatives make their first official visit to Tampa Bay and give the area positive reviews.**
Dec. 6, 1990	**NHL President John A. Ziegler announces that Tampa Bay and Ottawa have been awarded conditional franchises, to begin play in 1992-93.**
March 25, 1991	**The Lightning unveil the team's colors (black, blue, silver & white) and logos.**
April 4, 1991	**Tony Esposito is hired as director of hockey operations.**
June 4, 1991	**At a news conference, the Lightning's home and road uniforms are unveiled.**
Sept. 19, 1991	**The Lightning receive approval for a restructured partnership with Lightning, Partners, Inc. (owned by Kokusai Green Co.,Ltd.) assuming the role of general partner.**
Dec. 16, 1991	**The NHL grants permanent membership status to the Lightning and Ottawa Senators.**
Jan. 9, 1991	**The NHL announces the Lightning will play their inaugural season as members of the Norris Division of the Clarence Campbell Conference.**
April 22, 1992	**The Lightning sign an agreement with the Florida State Fair-grounds to have Expo Hall serve as the team's inaugural season home.**
April 23, 1992	**Terry Crisp is named the first head coach in franchise history.**
June 18, 1992	**Goaltender Wendell Young is selected from the Pittsburgh Penguins with the first pick in the NHL Expansion Draft. The Lightning and Senators each select 21 players in the draft. Phil Esposito also completes the first trade in franchise history, sending goaltender Frederic Chabot (selected in the expansion draft from Montreal) back to the Canadiens for goaltender J.C. Bergeron.**
June 20, 1992	The Lightning select Czech defenseman Roman Hamrlik first overall in the 1992 NHL Entry Draft at Montreal.
June 29, 1992	**Forward Mikael Andersson of the Hartford Whalers becomes the Lightning's first free agent signee.**
Sept. 12, 1992	**The Lightning's first training camp opens at the Lakeland Civic Center in Lakeland, Florida.**
Sept. 18, 1992	**The Lightning tie the Minnesota North Stars, 4-4, in their first preseason game at Expo Hall. Brian Bradley scores the first goal 23 seconds in.**
Sept. 23, 1992	**Goaltender Manon Rheaume makes history by becoming the first woman to play in one of the four major professional sports leagues when she starts against St. Louis in a preseason game.**
Oct. 7, 1992	**The Lightning open their first season with a 7-3 victory against the Chicago Blackhawks before sellout crowd of 10,425 at Expo Hall. Chris Kontos scores four goals in the victory.**
Oct. 13, 1992	**The Lightning earn their first road victory, 2-1, at St. Louis.**
Nov. 7, 1992	**The Lightning's first overtime victory occurs at the New York Islanders as defenseman Doug Crossman records three goals (including the overtime winner) and three assists in the 6-5 win.**
Feb. 6, 1993	**Brian Bradley skates in the 44th NHL All-Star Game in Montreal, becoming the first All-Star in club history.**
March 16, 1993	**Brian Bradley sets the NHL Expansion record for goals in one season for a non-WHA club when nets his 39th against Hartford at Expo Hall.**
July 20, 1993	**The Lightning and the city of St. Petersburg announce a two-year agreement for the team to play at the Florida Suncoast Dome (later renamed the ThunderDome).**
Oct. 9, 1993	**The Lightning set an NHL single-game attendance mark when 27,227 fans attend the first regular-season game at the ThunderDome vs. Florida.**

Oct. 20, 1993	**Wayne Gretzky skates against his younger brother, Brent, for the first time as the Lightning play host to the Los Angeles Kings at the ThunderDome.**
Aug. 10, 1995	**Final bond financing is completed to secure funding for the Tampa Bay Arena, which will house the Lightning beginning in 1996-97.**
Oct. 4, 1995	**Paul Ysebaert is named the first captain in club history.**
March 5, 1996	**The Lightning earn their 100th franchise victory, 2-0, against the Chicago Blackhawks.**
April 13, 1996	**The Lightning clinch their first Stanley Cup Playoff berth as New Jersey is eliminated from contention with a 4-2 loss against Ottawa.**
April 16, 1996	**The Lightning appear in their first Stanley Cup Playoff game, losing 7-3 at Philadelphia in Game One of the Eastern Conference Quarter-Finals.**
April 18, 1996	**Brian Bellows scores in overtime as theLightning claim their first Stanley Cup Playoff victory, 2-1, at Philadelphia.**
April 21, 1996	**Alex Selivanov scores in overtime against the Flyers to give the Lightning their first home Stanley Cup Playoff victory before a playoff-record crowd of 25,945.**
April 23, 1996	**The Lightning set an all-time NHL attendance record as 28,183 fans pack the ThunderDome for Game Four of the Eastern Conference Quarter-Finals vs. Philadelphia.**
Oct. 20, 1996	**The Lightning open their new home in downtown Tampa - the St. Pete Times Forum - with a 5-3 victory against the New York Rangers. Brian Bradley scores the first goal at 11:46 of the first period.**
Oct. 21, 1996	**The Lightning are selected as host for the 1999 NHL All-Star Game, to be held at the St. Pete Times Forum.**
Jan. 18, 1997	**Right wing Dino Ciccarelli starts in the 1997 NHL All-Star Game at San Jose and records the first Lightning All-Star point, an assist.**
March 4, 1997	**Dino Ciccarelli nets the 1,000th goal in Lightning history in the first period of a 6-3 victory at the New York Islanders.**
Nov. 12, 1997	**Jacques Demers is named the second head coach in Lightning history.**
Nov. 19, 1997	**Mikael Renberg is named the second captain in Lightning history.**
May 18, 1998	**The Lightning enter into a purchase agreement with Art Williams.**
July 14, 1998	**Art Williams becomes the second owner in franchise history.**
Oct. 9, 1998	**Rob Zamuner is named the third captain in team history.**
Oct. 13, 1998	**Jacques Demers is named the second general manager in Lightning history.**
Jan. 24, 1999	**The Lightning play host to the 49th NHL All-Star Game at the Ice Palace.**
March 3, 1999	**The Lightning enter into a purchase agreement with Palace Sports & Entertainment, Inc. of Auburn Hills, Michigan.**
June 25, 1999	**John Cullen becomes the Lightning's first major awardwinner when he is presented with the Bill Masterton Memorial Trophy for his dedication and perseverance to hockey following a life-threatening bout with non-Hodgkin's lymphoma.**
June 28, 1999	**Palace Sports & Entertainment becomes the third owner in franchise history. Rick Dudley is named vice president of hockey operations and general manager.**
July 14, 1999	**Steve Ludzik becomes the third head coach in Lightning history.**
Sept. 28, 1999	**Bill Houlder is named the fourth captain in team history.**
Nov. 12, 1999	**Chris Gratton is named the fifth captain in team history.**
March 10, 2000	**Vincent Lecavalier, 19, is named the sixth captain in team history, the youngest full-time captain in NHL history.**
Jan. 6, 2001	**John Tortorella becomes the fourth head coach in Lightning history.**
Feb. 4, 2001	**Fredrik Modin, who one day earlier won the NHL's Hardest Shot Competition, skates in the 2001 NHL All-Star Game at Denver and records four assists, one shy of the NHL All-Star Game record.**
May 29, 2001	**Entered a minor league affiliation agreement with the Springfield Falcons of the American Hockey League. (AHL).**
June 12, 2001	**Entered a minor league affiliation agreement with the Pensacola Ice Pilots of the East Coast Hockey League (ECHL).**
Feb. 2, 2002	**Nikolai Khabibulin became the first Lightning goaltender to compete in the NHL All-Star Game. Khabibulin was the game's winning netminder after he stopped all 20 shots he faced for a scoreless third period in the World Team's 8-5 come-from-behind victory.**
Feb. 10, 2002	**Jay Feaster is named General Manager.**
March 1, 2002	**The Lightning set a new Ice Palace attendance record of 20,914 in a 3-4 overtime loss to the Detroit Red Wings.**
Sept. 11, 2002	**Dave Andreychuk is named seventh captain in team history.**
Feb. 2, 2003	**Nikolai Khabibulin, Vincent Lecavalier & Martin St. Louis became the first multiple Lightning representatives in an NHL All-Star Game when they suited up for the Eastern Conference at the Office Depot Center in Sunrise.**
March 24, 2003	**The Lightning clinch their second Stanley Cup Playoff berth in franchise history with a 4-1 win at San Jose.**
April 3, 2003	**The Lightning clinch their first Southeast Division title when Washington loses to Ottawa, 5-1.**
April 20, 2003	**The Lightning win their first Stanley Cup Playoff series with a 2-1 victory at Washington on Martin St. Louis' goal in the third overtime. Tampa Bay wins the series, four games to two.**
June 24, 2003	**Entered a minor league affiliation agreement with the Hershey Bears of the American Hockey League. (AHL).**
August 1, 2003	**Entered a minor league affiliation agreement with the Hamilton Bulldogs of the American Hockey League. (AHL).**
April 1, 2004	**Lightning clinch their first-ever Eastern Conference number-one seed with a 4-3 win over the Florida Panthers.**
April 29, 2004	**Tampa Bay advanced to the Eastern Conference Finals for the first time with a 3-1 victory over the Montreal Canadiens. It was also the first time in franchise history the Lightning swept an opponent in the playoffs.**
May 8, 2004	**The Lightning played its first Eastern Conference Championship game in franchise history, defeating the Philadelphia Flyers 3-1.**
May 22, 2004	**Tampa Bay advanced to the Stanley Cup Finals for the first time in team history after downing Philadelphia 2-1 in Game 7 of the Eastern Conference Finals.**
June 3, 2004	**Tampa Bay sets a new attendance record at the St. Pete Times Forum when 22,426 fans filled the building to watch a 3-2 Calgary win in Game 5 of the Stanley Cup Finals.**
June 7, 2004	**The Lightning won their first Stanley Cup in franchise history with a 2-1 victory in Game 7 vs. Calgary. Brad Richards was awarded the Conn Smythe Trophy as playoff MVP.**
June 10, 2004	**Martin St. Louis becomes the first player in franchise history to win the Hart Trophy as NHL MVP and the Art Ross Trophy as the NHL's leading point scorer. John Tortorella (Jack Adams) and Brad Richards (Lady Byng) also won NHL Awards for the first time.**
June 26, 2005	**Signed Executive VP and General Manager Jay Feaster and Head Coach John Tortorella to long-tem contract extensions.**
July 29, 2005	**Named Claude Loiselle to the position of Assistant General Manager.**
April 17, 2006	**Tampa Bay clinched their third consecutive playoff berth with a Washington win against Atlanta.**

May 22, 2006	**Named Steve Stirling the Head Coach of their top affiliate, the Springfield Falcons (AHL).**
July 31, 2006	**Named Ryan Belec the Vice President of Hockey Operations for their ECHL affiliate Johnstown Cheifs.**
Sept. 5, 2006	**Named William "Mic" Midderhoff to the position of Assistant Equipment Manager.**
Sept. 6. 2006	**Tim Taylor is named the eighth captain in franchise history.**
Sept. 28, 2006	**Dave Andreychuk joins Lightning front office as Community Representative.**
Oct. 5, 2006	**St. Pete Times Forum Celebrates 10th anniversary at Lightning home opener. January 20, 2007 Executive Vice President and General Manager Jay Feaster becomes the all-time winningest general manager in franchise history with his 158th, surpassing Phil Esposito.**
March 29, 2007	**Entered into a minor league affiliation agreement with the AHL's Norfolk Admirals.**
April 5, 2007	**Clinched their fourth consecutive playoff berth with Toronto and Montreal losses.**
May 31, 2007	**Mike Sullivan named Assistant Coach.**
June 7, 2007	**Entered into a minor league affiliation agreement with the ECHL's Mississippi Sea Wolves.**
Aug. 7, 2007	**Absolute Hockey Enterprises enters into a purchase agreement with Palace Sports & Entertainment to buy the Tampa Bay Lightning, the lease-holding rights to the St. Pete Times Forum and 5.5 acres of land surrounding the building.**
Jan. 24, 2008	**Head Coach John Tortorella becomes the all-time leader in games coached among American-born coaches with his 507th, a 4-8 loss to Ottawa.**
Feb. 12, 2008	**Jay Feaster earns his 200th career win as general manager of the Lightning, a 3-2 victory against Montreal.**
Feb. 13, 2008	**OK Hockey LLC enters into a purchase agreement with Palace Sports & Entertainment to buy the Tampa Bay Lightning, the lease-holding rights to the St. Pete Times Forum and 5.5 acres of land surrounding the building.**
March 11, 2008	**Head Coach John Tortorella surpasses 'Badger' Bob Johnson as the all-time wins leader among American-born coaches with his 235th, an 8-4 win against the New York Islanders.**
March 28, 2008	**John Tortorella named head coach for Team USA at the 2008 World Championships in Canada.**
March 31, 2008	**Played in the 600th home game in franchise history, a 2-0 loss to Atlanta.**
April 4, 2008	**Assistant Coach Mike Sullivan named as assistant for Team USA at the 2008 World Championships in Canada.**
April 7, 2008	**Lightning win draft lottery and retain the first overall pick at the 2008 NHL Entry Draft, the third time in franchise history they held the first overall selection.**
April 28, 2008	**Lightning's Jeff Halpern named captain of Team USA at 2008 World Champsionships in Canada.**
June 3, 2008	**Lightning anncounce John Tortorella will not return as head coach for the 2008-09 season.**
June 18, 2008	**Sale of the Lightning, the lease-holding rights and 5.5 acres of land to OK Hockey approved by the NHL's Board of Govorners.**
June 24, 2008	**Lightning name Barry Melrose the sixth coach in franchise history.**
June 25, 2008	**Brian Lawton named Vice President of Hockey Operations.**
July 3, 2008	**Purchase of the Lightning by OK Hockey from Palace Sports and Entertainment closes.**
July 9, 2008	**Named Tom Kurvers to the position of co-assistant general manager, Jim Hammett to the position of director of player personnel and Greg Malone to the position of head professional scout. Lightning name Rick Tocchet, Wes Walz and Cap Raeder as assistant coaches.**
July 11, 2008	**Executive vice president and general manager Jay Feaster resigns.**
July 17, 2008	**Mike Vernon named to the position of special assistant to the vice president of hockey operations.**
July 22, 2008	**Named Mike Butters General Manager of the Norfolk Admirals.**
July 24, 2008	**Entered into affiliation agreement with the ECHL's Augusta Lynx.**
Aug. 22, 2008	**Ron Campbell assumes role of Senior Advisor to the Ownership group.**
Sept. 18, 2008	**Named Vincent Lecavalier team captain.**
Oct. 22, 2008	**Named Brian Lawton Executive Vice President and General Manager.**
Nov. 5, 2008	**COO Sean Henry resigns.**
Nov. 14, 2008	**Head Coach Barry Melrose Relieved of his duties; Rick Tocchet named Interim Head Coach.**
Nov. 23, 2008	**Lightning debut new blue third jersey vs. New Jersey.**
Nov. 25, 2008	**Mike Sullivan returns to team as Associate Coach.**
Jan. 21, 2008	**Sean Henry named business consultant for Lightning and St. Pete Times Forum.**
May 11, 2008	**Rick Tocchet named seventh coach in franchise history.**
July 29, 2009	**Hired Rick Wilson as associate coach.**

ALL-TIME INDIVIDUAL RECORDS

GOALS

MOST GOALS - CAREER
302 - Vincent Lecavalier
234 - Martin St. Louis
150 - Brad Richards
By Defenseman
66 - Dan Boyle
65 - Pavel Kubina
52 - Roman Hamrlik

MOST GOALS - SEASON
52 - Vincent Lecavalier 2006-07
43 - Martin St. Louis 2006-07
42 - Brian Bradley 1992-93
40 – Vincent Lecavalier 2007-08
By Left Wing
32 - Fredrik Modin 2000-01
31 - Fredrik Modin 2005-06
29 - Fredrik Modin 2003-04
By Right Wing
43 - Martin St. Louis 2006-07
38 - Martin St. Louis 2003-04
35 - Dino Ciccarelli 1996-97
By Center
52 - Vincent Lecavalier 2006-07
42 - Brian Bradley 1992-93
40 - Vincent Lecavalier 2007-08
By Defenseman
20 - Dan Boyle 2006-07
17 - Pavel Kubina 2003-04
16 - Roman Hamrlik 1995-96
15 - Dan Boyle 2005-06
15 - Filip Kuba 2006-07
By Rookie
23 - Steven Stamkos 2008-09
21 - Brad Richards 2000-01
15 - Rob Zamuner 1992-93
15 - Daymond Langkow 1996-97
15 - Ryan Craig 2005-06

MOST GOALS - GAME
4 - Chris Kontos, 10/7/92 vs. CHI
3 - Accomplished many times, most recently Steven Stamkos 2/17/09 vs. CHI
By Defenseman
3 - Doug Crossman 11/7/92 @ NYI
3 - Dan Boyle 12/23/06 vs. NYR
2 - Accomplished many times, most recently by Cory Murphy 2/24/09 @ EDM

By Rookie
3 - Steven Stamkos 2/17/09 vs. CHI
2 - Vincent Lecavalier 2/22/99 vs. NJ
2 - Bill McDougall 10/7/93 @ NYR
2 - Brad Richards 3/13/01 vs. EDM
2 - Brad Richards 11/22/00 vs. ATL
2 - Rob Zamuner 3/3/93 vs. MON
2 - Ryan Craig 3/17/06 vs. PHI

MOST GOALS - PERIOD
3 - Mikael Renberg 3/21/98 vs. FLA (3rd)
3 - Martin St. Louis 1/15/04 vs. CAR (1st)
3 - Martin St. Louis 10/26/06 vs. CAR (2nd)
3 - Dan Boyle 12/23/06 vs. NYR (3rd)

MOST POWER PLAY GOALS - CAREER
85 - Vincent Lecavalier
69 - Martin St. Louis
49 - Brad Richards
45 - Vaclav Prospal
By Defenseman
32 - Pavel Kubina
31 - Dan Boyle
27 - Roman Hamrlik

MOST POWER PLAY GOALS - SEASON
16 - Brian Bradley 1992-93
16 - Vincent Lecavalier 2006-07
15 - Dave Andreychuk 2002-03
14 - Martin St. Louis 2006-07

MOST SHORTHANDED GOALS - CAREER
27 - Martin St. Louis
14 - Rob Zamuner
13 - Vincent Lecavalier

MOST SHORTHANDED GOALS - SEASON
8 - Martin St. Louis 2003-04
5 - Vincent Lecavalier 2006-07
5 - Martin St. Louis 2006-07

MOST GAME-WINNING GOALS - CAREER
47 - Vincent Lecavalier
40 - Martin St. Louis
23 - Fredrik Modin

MOST GAME-WINNING GOALS - SEASON
7 - Martin St. Louis 2003-04
7 - Martin St. Louis 2005-06
7 - Vincent Lecavalier 2005-06
7 - Vincent Lecavalier 2006-07
7 - Martin St. Louis 2006-07
7 - Vincent Lecavalier 2007-08

MOST HAT TRICKS - CAREER
6 - Vincent Lecavalier
4 - Martin St. Louis
3 - Wendel Clark
3 - Fredrik Modin
2 - Vaclav Prospal

MOST HAT TRICKS - SEASON
3 - Wendel Clark 1998-99
2 - Vincent Lecavalier 2002-03
2 - Martin St. Louis 2003-04
2 - Vincent Lecavalier 2007-08

MOST CONSECUTIVE (TEAM) GAMES SCORING GOALS
8 - Brian Bradley 11/11-11/24/92
6 - Vincent Lecavalier 10/21-11/2/06

ASSISTS
MOST ASSISTS - CAREER
367 - Vincent Lecavalier
339 - Brad Richards
331 - Martin St. Louis
244 - Vaclav Prospal
By Defenseman
186 - Dan Boyle
144 - Pavel Kubina
133 - Roman Hamrlik

MOST ASSISTS - SEASON
68 - Brad Richards 2005-06
59 - Martin St. Louis 2006-07
58 - Martin St. Louis 2007-08
57 - Brad Richards 2002-03
57 - Vaclav Prospal 2002-03
By Left Wing
55 - Cory Stillman 2003-04
33 - Rob Zamuner 1996-97
28 - Rob Zamuner 1992-93
28 - Fredrik Modin 2003-04
By Center
68 - Brad Richards 2005-06
57 - Brad Richards 2002-03
57 - Vaclav Prospal 2002-03
By Right Wing
59 - Martin St. Louis 2006-07
58 - Martin St. Louis 2007-08
56 - Martin St. Louis 2003-04
By Defenseman
49 - Roman Hamrlik 1995-96
43 - Dan Boyle 2006-07
40 - Dan Boyle 2002-03
By Rookie
41 - Brad Richards 2000-01
29 - Chris Gratton 1993-94
28 - Rob Zamuner 1992-93

MOST ASSISTS - GAME
5 - Mark Recchi 3/1/09 at CGY
4 - 6 times, last - Martin St. Louis 12/7/06 vs. ATL
By Defenseman
4 - Adrian Aucoin 3/3/01 @ NYI
4 - Pavel Kubina 11/22/00 vs. ATL
4 - Joe Reekie 10/7/92 vs. CHI
By Rookie
3 - Brad Richards 1/30/01 @ FLA
3 - Brad Richards 10/15/00 vs. ATL
3 - Rob Zamuner 10/7/92 vs. CHI

MOST ASSISTS - PERIOD
3 - 13 times, last - Martin St. Louis 2/12/09 vs. TOR (1st)

MOST CONSECUTIVE (TEAM) GAMES WITH AN ASSIST
10 - Brad Richards 3/14-4/8/06
10 - Martin St. Louis 12/30-1/16/07
8 - Martin St. Louis 1/19-2/2/04
8 - Brad Richards 2/11-2/25/07
8 - Vincent Lecavalier 11/3-11/19/07

POINTS
MOST POINTS - CAREER
669 - Vincent Lecavalier
565 - Martin St. Louis
489 - Brad Richards
By Defenseman
252 - Dan Boyle
209 - Pavel Kubina
185 - Roman Hamrlik

MOST POINTS - SEASON
108 - Vincent Lecavalier (52g-56a) 2006-07
102 - Martin St. Louis (43g-59a) 2006-07
94 - Martin St. Louis (38g-56a) 2003-04
92 - Vincent Lecavalier (40g-52a) 2007-08
By Left Wing
80 - Cory Stillman (25g-55a) 2003-04
80 - Vaclav Prospal (25g-55a) 2005-06
57 - Fredrik Modin (29g-28a) 2003-04
56 - Fredrik Modin (32g-24a) 2000-01
By Center
108 - Vincent Lecavalier (52g-56a) 2006-07
92 – Vincent Lecavalier (40g-52a) 2007-08
91 - Brad Richards (23g-68a) 2005-06
By Right Wing
102 - Martin St. Louis (43g-59a) 2006-07
94 - Martin St. Louis (38g-56a) 2003-04
83 – Martin St. Louis (25g-58a) 2007-08
By Defenseman
65 - Roman Hamrlik (16g-49a) 1995-96
63 - Dan Boyle (20g-43a) 2006-07
53 - Dan Boyle (13g-40a) 2002-03
53 - Dan Boyle (15g-38a) 2005-06
By Rookie
62 - Brad Richards (21g-41a) 2000-01
46 - Steven Stamkos (23g-23a) 2008-09
43 - Rob Zamuner (15g-28a) 1992-93

MOST POINTS - GAME
6 - Doug Crossman 11/7/92 (3g-3a) @ NYI
5 - Pavel Kubina 11/22/00 (1g-4a) vs. ATL
5 - Vincent Lecavalier 12/7/06 (3g-2a) vs. ATL
5 - Martin St. Louis 12/7/06 (1g-4a) vs. ATL
5 - Vincent Lecavalier 11/14/07 (3g-2a) @ CAR
5 - Mark Recchi 3/1/09 (0g-5a) @ CGY
By Defenseman
6 - Doug Crossman 11/7/92 (3g-3a) @ NYI
5 - Pavel Kubina 11/22/00 (1g-4a) vs. ATL
4 - Adrian Aucoin 3/3/01 (0g-4a) @ NYI
4 - Paul Mara 11/5/00 (2g-2a) vs. WSH
4 - Joe Reekie 10/7/92 (0g-4a) vs. CHI
4 - Dan Boyle 12/23/06 (3g-1a) vs. NYR
By Rookie
3 - 11 times, last - Steven Stamkos 2/17/09 (3g-0a) vs. CHI

MOST POINTS - PERIOD
4 - Pavel Kubina (1g-3a) 11/22/00 vs. ATL (2nd)
4 - Dan Boyle (3g-1a) 12/23/06 vs. NYR (3rd)
4 - Vincent Lecavalier (2g-2a) 11/14/07 (2nd)
4 - Martin St. Louis (1g-3a) 2/17/09 (1st)

MOST POWER PLAY POINTS - CAREER
224 - Vincent Lecavalier
213 - Brad Richards
168 - Martin St. Louis

By Defenseman
114 - Dan Boyle
98 - Pavel Kubina
97 - Roman Hamrlik

MOST POWER PLAY POINTS - SEASON
46 - Brad Richards (7g-39a) 2005-06
42 - Roman Hamrlik (12g-30a) 1995-96
41 - Brian Bradley (9g-32a) 1995-96

MOST POINTS AT HOME - SEASON
53 - Vincent Lecavalier (23g-30a) 2007-08
52 - Brian Bradley (15g-37a) 1995-96
48 - Brad Richards (17g-31a) 2003-04
47 - Martin St. Louis (22g-25a) 2003-04
47 - Vincent Lecavalier (27g-20a) 2006-07
By Defenseman
40 - Roman Hamrlik (10g-30a) 1995-96
38 - Dan Boyle (13g-25a) 2006-07
28 - Dan Boyle (7g-21a) 2005-06
By Rookie
35 - Brad Richards (12g-23a) 2000-01
25 - Rob Zamuner (9g-16a) 1992-93
24 – Steven Stamkos (12g-12a) 2008-09

MOST POINTS ON ROAD - SEASON
61 - Vincent Lecavalier (25g-36a) 2006-07
56 - Martin St. Louis (25g-31a) 2006-07
47 - Martin St. Louis (16g-31a) 2003-04
By Defenseman
28 - Dan Boyle (7g-21a) 2002-03
25 - Roman Hamrlik (6g-19a) 1995-96
25 - Dan Boyle (8g-17a) 2005-06
25 - Dan Boyle (7g-18a) 2006-07
By Rookie
27 - Brad Richards (9g-18a) 2000-01
22 - Steven Stamkos (11g-11a) 2008-09
18 - Rob Zamuner (6g-12a) 1992-93

MOST CONSECUTIVE (TEAM) GAMES WITH A POINT
13 - Brian Bradley 11/1-11/24/92 (10g-9a-19pts)
13 - Martin St. Louis 2/5-3/3/04 (8g-15a-23pts)
13 - Vaclav Prospal 10/26-11/20/05 (8g-15a-23pts)
12 - Brad Richards 2/17-3/8/04 (6g-14a-20pts)
12 - Martin St. Louis 12/26-1/16/07 (6g-11a-17)

MOST POINTS TWO CONSECUTIVE (TEAM) GAMES
8 - Vincent Lecavalier 11/14-11/16/07 (4g-4a)
7 - Vincent Lecavalier 11/2-11/4/06 (1g-6a)
7 - Martin St. Louis 12/7-12/9/06 (1g-6a)
6 - Accomplished many times, most recently Mark Recchi – 2/27-3/1/09 (0g-6a)

MOST POINTS THREE CONSECUTIVE (TEAM) GAMES
10 - Vincent Lecavalaier 11/14-11/19/07 (5g-5a)
10 – Vincent Lecavalier 11/10-11/16/07 (4g-6a)
9 - Martin St. Louis 12/7-12/12/06 (2g-7a)
9 - Vincent Lecavalier 11/8-11/14/07 (4g-5a)

MOST SEASONS
10 - Vincent Lecavalier
8 - Pavel Kubina
8 - Martin St. Louis
8 - Chris Gratton
7 - Brad Richards
7 - Mikael Andersson
7 - Daren Puppa
7 - Rob Zamuner
7 - Jassen Cullimore
7 - Cory Sarich

MOST GAMES PLAYED
787 - Vincent Lecavalier
621 - Martin St. Louis
552 - Brad Richards
531 - Pavel Kubina

MOST CONSECUTIVE GAMES PLAYED
388 - Cory Sarich 11/25/01 – 4/7/07
344 - Brad Richards 1/20/03-2/23/08
298 - Martin St. Louis 11/17/05-4/11/09*
264 - Tim Taylor 10/10/02 – 11/15/06
226 - Rob Zamuner 11/1/95 - 3/30/98
(* - Active entering 2009-10 season)

MOST SHOTS - SEASON
339 - Vincent Lecavalier 2006-07
318 - Vincent Lecavalier 2007-08
309 - Vincent Lecavalier 2005-06
By Defenseman
281 - Roman Hamrlik 1995-96
238 - Roman Hamrlik 1996-97
203 - Dan Boyle 2006-07

MOST SHOTS - GAME
14 - John Tucker 12/16/92 @ SJ
12 - Brad Richards 3/7/03 vs. COL
11 - Vincent Lecavalier 3/30/07 @ CAR
11 - Vincent Lecavalier 4/7/07 @ ATL
By Defenseman
9 - Shawn Chambers 1/21/93 vs. TOR
8 - 6 times, last - Pavel Kubina 11/23/05 at WSH

HIGHEST PLUS-MINUS - CAREER
+30 - Martin St. Louis
+18 - Brad Lukowich
+18 - Cory Stillman
+16 - Fredrik Modin

HIGHEST PLUS-MINUS - SEASON
+35 - Martin St. Louis 2003-04
+31 - Fredrik Modin 2003-04
+29 - Brad Lukowich 2003-04
By Defenseman
+29 - Brad Lukowich 2003-04
+23 - Dan Boyle 2003-04
+16 - Bill Houlder 1996-97

HIGHEST PLUS-MINUS - GAME
+5 - Cory Cross 2/28/98 vs. WAS
+5 - Pavel Kubina 11/22/00 vs. ATL
+5 - Brad Lukowich 10/18/02 vs. ATL
+5 - Dan Boyle 1/3/04 vs. PHI
+5 - Vincent Lecavalier 11/14/07 vs. CAR
+5 - Martin St. Louis 11/14/07 vs. CAR
By Defenseman
+5 - Cory Cross 2/28/98 vs. WAS
+5 - Pavel Kubina 11/22/00 vs. ATL
+5 - Brad Lukowich 10/18/02 vs. ATL
+5 - Dan Boyle 1/3/04 vs. PHI

PENALTIES
MOST PENALTY MINUTES - CAREER
828 - Chris Gratton
663 - Pavel Kubina
604 - Enrico Ciccone
By Defenseman
663 - Pavel Kubina
604 - Enrico Ciccone
554 - Cory Sarich

MOST PENALTY MINUTES - SEASON
258 - Enrico Ciccone 1995-96
225 - Enrico Ciccone 1994-95
201 - Chris Gratton 1996-97
By Defenseman
258 - Enrico Ciccone 1995-96
225 - Enrico Ciccone 1994-95
170 - Petr Svoboda 1999-00

MOST PENALTY MINUTES - GAME
49 - Darcy Tucker 12/27/99 vs. FLA
36 - Chris Joseph 3/9/94 @ HFD
32 - Enrico Ciccone 4/11/95 vs. NYI

MOST MAJOR PENALTIES - CAREER
56 - Andre Roy
44 - Rudy Poeschek
38 - Chris Dingman

MOST MISCONDUCT PENALTIES - CAREER
23 - Andre Roy
15 - Enrico Ciccone
14 - Darcy Tucker

GOALTENDING
MOST SEASONS
7 - Daren Puppa
4 - J.C. Bergeron
4 - Derek Wilkinson
4 - Nikolai Khabibulin

MOST GAMES PLAYED - CAREER
206 - Daren Puppa
192 - Nikolai Khabibulin
103 - John Grahame

MOST GAMES PLAYED - SEASON
70 - Nikolai Khabibulin 2001-02
65 - Nikolai Khabibulin 2002-03
63 - Daren Puppa 1993-94

MOST MINUTES PLAYED - CAREER
11576 - Daren Puppa
11080 - Nikolai Khabibulin
5754 - John Grahame

MOST MINUTES PLAYED - SEASON
3896 - Nikolai Khabibulin 2001-02
3787 - Nikolai Khabibulin 2002-03
3653 - Daren Puppa 1993-94

MOST WINS - CAREER
83 - Nikolai Khabibulin
77 - Daren Puppa
53 - John Grahame

MOST WINS - SEASON
30 - Nikolai Khabibulin 2002-03
29 - Daren Puppa 1995-96
29 - John Grahame 2005-06
28 - Nikolai Khabibulin 2003-04

MOST LOSSES - CAREER
91 - Daren Puppa
74 - Nikolai Khabibulin
46 - Corey Schwab

MOST LOSSES - SEASON
33 - Daren Puppa 1993-94
33 - Kevin Weekes 2000-01
32 - Nikolai Khabibulin 2001-02

MOST TIES – CAREER
28 - Nikolai Khabibulin
26 - Daren Puppa
7 - Pat Jablonski

MOST TIES - SEASON
11 - Nikolai Khabibulin 2002-03
10 - Nikolai Khabibulin 2001-02
9 - Daren Puppa 1995-96

MOST SHOOTOUT WINS – CAREER
7 - Johan Holmqvist
5 - Marc Denis
5 - Mike Smith

MOST SHOOTOUT WINS – SEASON
6 - Johan Holmqvist 2006-07
4 - Marc Denis 2006-07

MOST SHOOTOUT LOSSES – CAREER
7 - Mike Smith
4 - Karri Ramo
3 - Sean Burke

MOST SHOOTOUT LOSSES – SEASON
7 - Mike Smith 2008-09
3 - Sean Burke 2005-06
3 - Karri Ramo 2008-09

BEST GAA - CAREER (min. 50 gp)
2.39 - Nikolai Khabibulin
2.64 - John Grahame
2.66 - Mike Smith

BEST GAA - SEASON (min. 30 gp)
2.33 - Nikolai Khabibulin 2003-04
2.36 - Nikolai Khabibulin 2001-02
2.46 - Daren Puppa 1995-96

BEST SAVE PERCENTAGE - CAREER (min. 50 gp)
.914 - Nikolai Khabibulin
.911 - Mike Smith
.905 - Daren Puppa

BEST SAVE PERCENTAGE - SEASON (min 30 gp)
.920 - Nikolai Khabibulin 2001-02
.918 - Daren Puppa 1995-96
.916 - Mike Smith 2008-09

MOST SAVES - CAREER
4978 - Daren Puppa
4715 - Nikolai Khabibulin
2285 - John Grahame

MOST SAVES - SEASON
1761 - Nikolai Khabibulin 2001-02
1604 - Nikolai Khabibulin 2002-03
1565 - Kevin Weekes 2000-01

MOST SAVES - GAME
45 - Daren Puppa 11/27/95 vs. LA
45 - Kevin Weekes 11/21/01 @ WSH
44 - Corey Schwab 3/9/97 vs. CGY
44 - Nikolai Khabibulin 12/3/02 @ TOR

MOST SAVES AT HOME - GAME
45 - Daren Puppa 11/27/95 vs. LA
44 - Corey Schwab 3/9/97 vs. CGY
43 - Rick Tabaracci 3/15/97 vs. VAN
43 - Daren Puppa 11/18/95 vs. VAN

MOST SAVES ON ROAD - GAME
45 - Kevin Weekes 11/21/01 @ WSH
44 - Nikolai Khabibulin 12/3/02 @ TOR
42 - Nikolai Khabibulin 1/28/02 @ NYR
42 - Daren Puppa 3/13/96 @PHI
42 - John Grahame 4/9/06 @ FLA
42 - Johan Holmqvist 2/20/08 @ BUF

MOST SHUTOUTS - CAREER
14 - Nikolai Khabibulin
12 - Daren Puppa
8 - John Grahame

MOST SHUTOUTS - SEASON
7 - Nikolai Khabibulin 2001-02
5 - Daren Puppa 1995-96
5 - John Grahame 2005-06

MOST PENALTY MINUTES - SEASON
29 - Dan Cloutier 1999-00
23 - Mike Smith 2008-09
14 - Mark Fitzpatrick 1997-98
14 - John Grahame 2005-06

MOST CONSECUTIVE GAMES PLAYED
25 - Mark Fitzpatrick 1/21-3/28/98
17 - Rick Tabaracci 2/1-3/8/97, 12/4/96-1/8/97

MOST CONSECUTIVE GAMES STARTED
25 - Mark Fitzpatrick 1/21-3/28/98
13 - Corey Schwab 10/11-11/8/96
13 - Nikolai Khabibulin 10/28-11/23/02

MOST CONSECUTIVE VICTORIES (IN DECISIONS)
9 - John Grahame 11/14 – 12/10/05
8 - Nikolai Khabibulin 2/23 – 3/6/04
6 - Daren Puppa 11/18-12/31/95
6 - John Grahame 1/22-2/14/04

MOST CONSECUTIVE GAMES UNBEATEN (IN DECISIONS)
16 - Nikolai Khabibulin 2/15-4/2/03 (12-0-4)
10 - Nikolai Khabibulin 2/23-3/12/04 (9-0-1)
9 - Daren Puppa 2/19/96 - 3/13/96 (7-0-2)
9 - John Grahame 11/14 – 12/10/05 (9-0-0)

TEAM RECORDS

POINTS
106 - 2003-04 (46-22-8-6)
93 - 2002-03 (36-25-16-5)
93 - 2006-07 (44-33-5)
92 - 2005-06 (43-33-6)
At Home
55 - 2003-04 (24-10-4-3)
54 - 2002-03 (22-9-7-3)
52 - 2005-06 (25-14-2)
On Road
51 - 2003-04 (22-12-4-3)
48 - 2006-07 (22-15-4)
40 - 2005-06 (18-19-4)

FEWEST POINTS
37 - 1994-95 (17-28-3) (lockout abbreviated season)
44 - 1997-98 (17-55-10)
47 - 1998-99 (19-54-9)
At Home
20 - 1994-95 (10-14-0) (lockout abbreviated season)
27 - 1992-93 (12-26-3)
28 - 1998-99 (12-25-4)
On Road
15 - 1997-98 (6-32-3)
17 - 1994-95 (7-14-3) (lockout abbreviated season)
19 - 1998-99 (7-29-5)

MOST WINS
46 - 2003-04
44 - 2006-07
43 - 2005-06
At Home
25 - 2005-06
24 - 2003-04
22 - 1995-96
22 - 2002-03
22 - 2006-07
On Road
22 - 2003-04
22 - 2006-07
18 - 2005-06
17 - 1996-97

FEWEST WINS
- 17 - 1994-95
- 17 - 1997-98
- 19 - 1998-99
- 19 - 1999-00

At Home
- 10 - 1994-95
- 11 - 1997-98
- 12 - 1992-93
- 12 - 1998-99
- 12 - 2008-09

On Road
- 6 - 1997-98
- 6 - 1999-00
- 7 - 1994-95
- 7 - 1998-99
- 7 - 2000-01

FEWEST LOSSES
- 22 - 2003-04
- 25 - 2002-03
- 28 - 1994-95

At Home
- 9 - 2002-03
- 10 - 2003-04
- 14 - 1994-95
- 14 - 1995-96
- 14 - 2005-06

On Road
- 12 - 2003-04
- 14 - 1994-95
- 15 - 2006-07

MOST LOSSES
- 55 - 1997-98
- 54 - 1998-99
- 54 - 1992-93

At Home
- 26 - 1992-93
- 25 - 1998-99
- 23 - 1997-98

On Road
- 32 - 1997-98
- 29 - 1998-99
- 27 - 1992-93
- 27 - 1999-00

MOST TIES
- 16 - 2002-03
- 12 - 1995-96
- 11 - 1993-94
- 11 - 2001-02

At Home
- 8 - 1996-97
- 7 - 1997-98
- 7 - 2002-03

On Road
- 9 - 2002-03
- 7 - 1995-96
- 6 - 2001-02

FEWEST TIES
- 3 - 1994-95
- 6 - 2000-01
- 7 - 1992-93

At Home
- 0 - 1994-95
- 3 - 1992-93
- 3 - 2000-01

On Road
- 2 - 1996-97
- 3 - 1994-95
- 3 - 1997-98
- 3 - 2000-01

MOST SHOOTOUT WINS
- 10 - 2006-07
- 6 - 2005-06

MOST SHOOTOUT LOSSES
- 10 - 2008-09
- 4 - 2005-06
- 2 - 2006-07

STREAKS

LONGEST UNBEATEN
- 13 - (7-0-6) 3/7-4/2/03
- 11 - (10-0-1) 2/23-3/12/04
- 8 - (7-0-1) 10/10-11/1/03

At Home
- 10 - (9-0-1) 1/29-3/12)
- 9 - (5-0-4) 2/25-4/2/03
- 8 - (7-0-1) 2/15-3/23/96
- 8 - (4-0-4) 11/19-12/22/97
- 8 - (8-0-0) 3/17-4/8/06

On Road
- 7 - (6-0-1) 2/23-3/10/04
- 7 - (7-0-0) 1/7-2/1/07
- 6 - (5-0-1) 12/28/93-1/12/94
- 6 - (4-0-2) 3/14-3/31/03

LONGEST WINNING
- 8 - 2/23-3/6/04
- 5 - 11/18-11/27/95
- 5 - 2/15-2/23/96
- 5 - 11/27-12/10/06
- 5 - 1/7-1/15/07
- 5 - 11/7-11/16/07

At Home
- 8 - 3/17-4/8/06
- 7 - 2/12-3/12/04
- 6 - 2/15-3/10/96
- 6 - 11/17-12/21/01

On Road
- 7 - 1/7-2/1/07
- 6 - 1/8-2/7/08
- 5 - 2/23-3/6
- 4 - 1/6-1/13/97
- 4 - 1/17-1/28/06

LONGEST GAMES WITH A POINT
- 18 - 2/5-312/04
- 13 - 3/7-4/2/03

At Home
- 13 - 1/3-3/12/04
- 9 - 2/25-4/2/03

On Road
- 10 - 2/5-3/10/04
- 10 - 1/5-2/20/08
- 7 - 1/7-2/1/07

LONGEST WINLESS
(Including OT and Shootout Losses)
- 16 - (0-15-1) 10/10-11/17/97
- 16 - (0-14-2) 1/2-2/5/98
- 12 - (0-8-2-2) 12/14/99-1/11/00

At Home
- 11 - (0-10-1) 1/2-2/26/98
- 9 - (0-8-1) 3/9-4/10/93
- 9 - (0-9-0) 11/10/98 to 12/26/98

On Road
- 17 - (0-11-3-3) 12/2/99-2/19/00
- 16 - (0-15-1) 10/10-12/10/97
- 12 - (0-10-1-1) 1/16-3/1/01

LONGEST LOSING (Regulation Losses)
- 13 - 1/3-2/2/98
- 10 - 10/24-11/17/97
- 9 - 2 times, last - 11/10-12/3/98

At Home
- 10 - 1/3/98-2/26/98
- 9 - 11/10-12/26/98
- 7 - 3/1-3/28/00

On Road
- 11 - 10/24-12/10/97
- 8 - 12/21/98-1/15/99
- 8 - 1/7/00-2/19/00

SCORING

MOST GOALS SCORED - SEASON
- 246 - 2005-06
- 245 - 1992-93
- 245 - 2003-04
- 243 - 2006-07

At Home
- 138 - 1995-96
- 127 - 2003-04
- 121 - 2005-06

On Road
- 128 - 2006-07
- 125 - 2005-06
- 118 - 1992-93
- 118 - 2003-04

*note that road + home goals may not equal overall goals because of neutral site games

MOST GOALS - GAME
- 9 - 11/8/03 in 9-0 win vs. PIT
- 8 - 11/22/00 in 8-2 win vs. ATL
- 8 - 10/18/02 in 8-5 win vs. ATL
- 8 - 12/7/06 in 8-0 win vs. ATL
- 8 - 3/11/08 in 8-4 win vs. NYI
- 8 - 3/1/09 in 8-6 win @ CGY

At Home
- 9 - 11/8/03 in 9-0 win vs. PIT
- 8 - 11/22/00 in 8-2 win vs. ATL
- 8 - 10/18/02 in 8-5 win vs. ATL
- 8 - 12/7/06 in 8-0 win vs. ATL
- 8 - 3/11/08 in 8-4 win vs. NYI

On Road
- 8 – 3/1/09 in 8-6 win @ CGY
- 7 - 10/12/96 in 7-4 win @ TOR
- 7 - 3/1/96 in 7-3 win @ SJ
- 7 - 11/6/99 in 7-4 win @ PIT
- 7 - 3/23/04 in 7-2 win @ TOR

MOST GOALS SCORED - PERIOD
- 6 - 12/19/95 in 6-3 win vs. WPG (3rd period)
- 5 - 10/7/92 in 7-3 win vs. CHI (1st period)
- 5 - 11/22/00 in 8-2 win vs. ATL (2nd period)
- 5 - 1/15/04 in 5-4 win vs. CAR (1st period)
- 5 - 11/14//07 in 6-1 win vs. CAR (2nd period)

At Home
- 6 - 12/19/95 in 6-3 win vs. WPG (3rd period)
- 5 - 10/7/92 in 7-3 win vs. CHI (1st period)
- 5 - 11/22/00 in 8-2 win vs. ATL (2nd period)
- 5 - 1/15/04 in 5-4 win vs. CAR (1st period)
- 5 - 11/14/07 in 6-1 win vs. CAR (2nd period)

On Road
- 4 - Accomplished several times, most recently 3/1/09 in 8-6 win @ CGY (2nd period)

FEWEST GOALS SCORED - SEASON
- 120 - 1994-95
- 151 - 1997-98
- 178 - 2001-02

At Home
- 63 - 1994-95
- 88 - 1997-98
- 90 - 1998-99

On Road
- 57 - 1994-95
- 63 - 1997-98
- 75 - 2001-02

FEWEST GOALS OPPONENTS - SEASON
- 144 - 1994-95
- 192 - 2003-04
- 210 - 2002-03

At Home
- 69 - 1994-95
- 97 - 2003-04
- 98 - 2002-03

On Road
- 75 - 1994-95
- 95 - 2003-04
- 110 - 2001-02

MOST GOALS OPPONENTS - SEASON
- 332 - 1992-93
- 310 - 1999-00
- 292 - 1998-99

At Home
- 155 - 1992-93
- 151 - 1999-00
- 132 - 2008-09

On Road
166 - 1992-93
165 - 1998-99
159 - 1999-00

MOST GOALS OPPONENT - GAME
10 - 5 times, last - 2/3/99 in 1-10 loss @ WAS
At Home
10 - 11/10/98 in 2-10 loss vs. NYR
9 - 4 times, last - 3/7/09 in 3-9 loss vs. CAR
On Road
10 - 4 times, last - 2/3/99 in 1-10 loss @ WAS

MOST GOALS OPPONENT - PERIOD
8 - 2/3/99 in 1-10 loss @ WAS (2nd period)
7 - 11/20/06 in 2-7 loss @ BUF (2nd period)
At Home
6 - 3/7/09 in 3-9 loss vs. CAR (2nd period)
On Road
8 - 2/3/99 in 1-10 loss @ WAS (2nd period)
7 - 11/20/06 in 2-7 loss @ BUF (2nd period)

MOST GOALS BOTH TEAMS - GAME
16 - 12/5/92 in 7-9 loss vs. DET
15 - 11/23/92 in 5-10 loss at DET
15 - 12/13/07 in 6-9 loss vs. CGY
14 - 3/1/09 in 8-6 win at CGY
At Home
16 - 12/5/92 in 7-9 loss vs. DET
15 – 12/13/07 in 6-9 loss vs. CGY
13 - 10/18/02 in 8-5 win vs. ATL
On Road
15 - 11/23/92 in 5-10 loss at DET
14 - 3/1/09 in 8-6 win at CGY
13 - 3/9/06 in 5-8 loss @ BUF

MOST GOALS BOTH TEAMS - PERIOD
9 - 2/3/99 in 1-10 loss @ WAS (2nd period) (TB 1, WAS 8)
8 - 3 times, last - 12/19/95 in 6-3 win vs. WPG (3rd period) (TB 6, WPG 2)
At Home
8 - 2/19/95 in 6-3 win vs. WPG (3rd period) (TB 6, WPG 2)
7 – 5 times, last - 4/7/09 in 4-6 loss vs. PIT (3rd period) (TB 4, PIT 6)
On Road
9 - 2/3/99 in 1-10 loss @ WAS (2nd period) (TB 1, WAS 8)
8 - 2 times, last - 12/9/92 in 5-6 loss @ NYR (2nd period) (TB 4, NYR 4)

FASTEST GOAL START OF GAME
:11 - 2/15/97 in 4-1 win vs. WAS (Dino Ciccarelli)
:11 - 2/4/06 in 5-0 win vs. WSH (Ruslan Fedotenko)
:12 - 12/14/02 in 4-3 win vs. NYI (Cory Sarich)
At Home
:11 - 2/15/97 in 4-1 win vs. WAS (Dino Ciccarelli)
:11 - 2/4/06 in 5-0 win vs. WSH (Ruslan Fedotenko)
:12 - 12/14/02 in 4-3 win vs. NYI (Cory Sarich)
On Road
:17 - 2/4/97 in 2-0 win @ PHO (Chris Gratton)
:17 - 2/21/03 in 2-2 tie @ CAR (Vaclav Prospal)
:27 - 4/9/94 in 3-0 win @ BOS (John Tucker)

FASTEST GOAL AGAINST START OF GAME
:12 - 3/4/06 in 2-6 loss @ MTL (Chris Higgins)
:13 - 11/19/92 in 1-4 loss vs. MIN (Mike Craig)
:14 - 12/23/95 in 5-7 loss @ BOS (Kevin Stevens)
At Home
:12 - 3/4/06 in 2-6 loss @ MTL (Chris Higgins)
:13 - 11/19/92 in 1-4 loss vs. MIN (Mike Craig)
:16 - 3/13/01 in 4-5 loss vs. EDM (Sergei Zholtok)
On Road
:14 - 12/23/95 in 5-7 loss @ BOS (Kevin Stevens)
:18 - 1/31/98 in 0-2 loss @ FLA (Kirk Muller)
:18 – 12/20/08 in 3-4 loss @ ATL (Vyacheslav Kozlov)

FASTEST GOAL START OF PERIOD
:09 - 1/16/94 in 3-2 win @ WPG (overtime) (Mikael Andersson)
:09 - 3/20/06 in a 5-6 @ FLA (Ruslan Fedotenko)
:11 - 2/15/97 in 4-1 win vs. WAS (1st period) (Dino Ciccarelli)
:11 -10/25/03 in 3-2 win vs. MIN (2nd period) (Brad Richards)
:11 - 2/4/06 in 5-0 win vs. WSH (Ruslan Fedotenko)
:12 - 4/8/96 in 4-3 win vs. NYI (2nd period) (Chris Gratton)
:12 - 12/14/02 in 4-3 win vs. NYI (1st period) (Cory Sarich)
:12 - 10/23/02 in 2-2 tie @ CLB (3rd period) (Dave Andreychuk)
At Home
:11 - 2/15/97 in 4-1 win vs. WAS (1st period) (Dino Ciccarelli)
:11 -10/25/03 in 3-2 win vs. MIN (2nd period) (Brad Richards)
:11 - 2/4/06 in 5-0 win vs. WSH (Ruslan Fedotenko)
:12 - 4/8/96 in 4-3 win vs. NYI (2nd period) (Chris Gratton)
:12 - 12/14/02 in 4-3 win vs. NYI (1st period) (Cory Sarich)
On Road
:09 - 1/16/94 in 3-2 win @ WPG (overtime) (Mikael Andersson)
:09 - 3/20/06 in a 5-6 @ FLA (Ruslan Fedotenko)
:12 - 10/23/02 in 2-2 tie @ CLB (3rd period) (Dave Andreychuk)
:14 - 12/4/93 in 5-4 win @ LA (2nd period) (Petr Klima)

FASTEST GOAL AGAINST START OF PERIOD
:06 - 11/25/96 in 2-4 loss @ MTL (2nd period) (Brian Savage)
:07 - 4/6/03 in 2-6 loss @ ATL (2nd period) (Kamil Piros)
:08 - 12/15/07 in 2-3 loss vs. WSH (2nd period) (David Steckel)
At Home
:08 - 12/15/07 in 2-3 loss vs. WSH (2nd period) (David Steckel)
:10 - 11/29/97 in 3-3 tie vs. PHI (2nd period) (Dainius Zubrus)
:10 - 12/13/03 in 5-1 loss vs. MTL (2nd period) (Niklas Sundstrom)
:10 - 12/27/07 in 2-5 loss vs. MTL (2nd period) (Alex Kovalev)
On Road
:06 - 11/25/96 in 2-4 loss @ MTL (2nd period) (Brian Savage)
:07 - 4/6/03 in 2-6 loss @ ATL (2nd period) (Kamil Piros)
:12 – 11/28/07 in 1-5 loss @ CHI (2nd period) (Martin Havlat)

FASTEST 2 GOALS - TEAM
:09 - 1/9/04 in 4-1 win @ NJ (6:38 of 3rd, 6:47 of 3rd - Dave Andreychuk, Fredrik Modin)
:10 – 12/13/07 in 6-9 loss vs. CGY (7:58 of 1st, 8:08 of 1st - Vincent Lecavalier, Andre Roy)
:10 – 3/11/08 in 8-4 win vs. NYI (18:15 of 3rd, 18:25 of 3rd - Vincent Lecavalier, Jason Ward)
:10 – 3/17/09 in 2-4 shootout loss vs. TOR (2:26 of 2nd, 2:36 of 2nd – Steven Stamkos, Matt Pettinger)

FASTEST 2 GOALS - PLAYER
:16 - 10/3/97 in 3-4 loss vs. NJ (17:51 of 3rd, 18:07 of 3rd) (Jason Wiemer)
:28 - 4/10/94 in 4-6 loss @ HFD (3:30 of 1st, 3:58 of 1st) (Denis Savard)
:36 - 1/17/96 in 6-4 win vs. SJ (19:09 of 1st, 19:45 of 1st) (Mikael Andersson)

FASTEST 2 GOALS - OPPOSING TEAM
:07 - 2/28/98 in 5-2 win vs. WAS (5:50 of 2nd, 5:57 of 2nd - Calle Johansson, Jan Bulis)
:09 - 10/28/06 in 4-6 loss @ CAR (8:23 of 1st, 8:32 of 1st – Eric Staal, Kevyn Adams)
:10 - 4/15/93 in 5-6 loss @ STL (19:38 of 1st, 19:48 of 1st - Kevin Miller, Bob Bassen)
:10 - 11/17/99 in 4-5 loss @ ATL (3:01 of 3rd, 3:11 of 3rd - Andrew Brunette, Matt Johnson)
:10 - 2/25/01 in 4-5 loss @ BUF (10:59 of 2nd, 11:09 of 2nd – Miroslav Satan, Vladimir Tsyplakov)

FASTEST 2 GOALS - OPPOSING PLAYER
:15 - 2/5/94 in 3-6 loss @ WAS (14:44 of 1st, 14:59 of 1st) (Peter Bondra)
:26 - 3/26/02 in 2-7 loss @ TOR (6:09 of 3rd, 6:35 of 3rd) (Tie Domi)
:35 - 2/3/99 in 1-10 loss @ WAS (9:46 of 2nd, 10:21 of 2nd) (Peter Bondra)

FASTEST 2 GOALS - BOTH TEAMS
:04 - 10/28/98 in 3-5 loss @ ANA (19:51 of 3rd, 19:55 of 3rd -Wendel Clark (TBL), Teemu Selanne (ANA)
:09 – 2/5/08 in 5-4 win @ STL (14:55 of 3rd, 15:04 of 3rd – Nick Tarnasky (TBL), Jamal Mayers (STL)
:10 - 11/4/06 in 5-6 OT loss @ BOS (11:03 of 2nd, 11:13 of 2nd – Phil Kessel (BOS), Nikita Alexeev (TBL)

FASTEST 3 GOALS - LIGHTNING TEAM
:42 - 3/11/08 in 8-4 win vs. NYI (17:43, 18:15, 18:25 of 3rd - Vincent Lecavalier, Michel Ouellet, Jason Ward)

:47 - 4/10/94 in 4-6 loss @ HFD (3:11, 3:30, 3:59 of 1st - John Tucker, Denis Savard(2))
1:18 - 12/19/95 in 6-3 win vs. WPG (1:39, 2:18, 2:57 of 1st - Brian Bradley, Cory Cross, Aaron Gavey)
1:18 - 3/13/01 in 4-5 OT loss vs. EDM (2:50, 3:37, 4:08 of 2nd - Brad Richards (2), Ben Clymer)

FASTEST 3 GOALS - LIGHTNING PLAYER
6:17 - 10/26/06 in 5-1 win vs. CAR (10:46 of 2nd - 17:03 of 2nd) (Martin St. Louis)
9:43 - 1/15/04 in 5-4 win vs. CAR (3:24 of 1st – 13:07 of 1st) (Martin St. Louis)
12:42 - 12/7/06 in 8-0 win vs. ATL (19:32 of 1st – 12:14 of 2nd) (Vincent Lecavalier)

FASTEST 3 GOALS - OPPOSING TEAM
:36 - 4/15/93 in 5-6 loss @ STL (19:38, 19:48 of 1st, 0:14 of 2nd - Kevin Miller, Bob Bassen (2))
:39 - 11/14/96 in 3-5 loss @ STL (13:15, 13:27, 13:54 of 3rd - Stephane Matteau, Pierre Turgeon, Jim Campbell)

FASTEST 3 GOALS - OPPOSING PLAYER
2:06 - 2/5/94 in 3-6 loss @ WAS (14:44 of 1st, 16:50 of 1st) (Peter Bondra)
3:57 - 2/5/94 in 3-6 loss @ WAS (14:59 of 1st, 18:56 of 1st) (Peter Bondra)
4:10 - 11/8/06 in 4-3 win @ PIT (15:37 of 2nd, 19:47 of 2nd) (Nils Ekman)

FASTEST 3 GOALS - BOTH TEAMS
:42 - 12/21/93 in 3-8 loss @ PIT (3:21, 3:46, 4:03 of 3rd) - Rob Zamuner (TB), Doug Brown (PIT), Rob DiMaio (TB)
:42 - 2/5/94 in 3-6 loss @ WAS (14:17, 14:44, 14:59 of 1st) - Shawn Chambers (TB), Peter Bondra (WAS) (2))
:45 - 12/4/93 in 5-4 win @ LA (10:22 of 2nd, 10:34, 11:07 of 2nd) - Mikael Andersson (TB), Marc Bureau (TB), Luc Robitaille LA)

LONGEST SHUTOUT STREAK
158:42 - 1/26-1/29/06
At Home
132:38 - 3/7-3/21/96
On Road
190:25 - 1/20-1/29/06

MOST CONSECUTIVE GAMES WITHOUT BEING SHUT OUT
76 - 1/6/02-12/23/02
58 - 10/8-3/4/06
50 - 1/17-11/9/03

LONGEST SCORELESS STREAK
166:34 - 3/19-3/24/00
At Home
139:14 - 1/30-2/8/97
On Road
157:29 - 3/13-3/18/96

GREATEST MARGIN OF VICTORY
9 - 11/8/03 in 9-0 win vs. PIT
8 - 12/7/06 in 8-0 win vs. ATL
6 - 11/22/00 in 8-2 win vs. ATL
6 - 3/3/01 in 6-0 win @ NYI
6 - 10/20/05 in 6-0 win @ATL
6 - 1/28/06 in 6-0 win @ PHI
At Home
9 - 11/8/03 in 9-0 win vs. PIT
8 - 12/7/06 in 8-0 win vs. ATL
6 - 11/22/00 in 8-2 win vs. ATL

On Road
6 - 3/3/01 in 6-0 win @ NYI
5 - 8 times, last - 1/28/06 in 6-0 win @ PHI

GREATEST MARGIN OF DEFEAT
10 - 1/2/96 in 0-10 loss @ CGY
10 - 11/1/95 in 0-10 loss @ PIT
9 - 2/3/99 in 1-10 loss @ WSH
At Home
8 - 11/10/98 in 2-10 loss vs. NYR
8 - 4/8/93 in 1-9 loss vs. DET
8 - 2/8/00 in 0-8 loss vs. SJ
On Road
10 - 1/2/96 in 0-10 loss @ CGY
10 - 11/1/95 in 0-10 loss @ PIT
9 - 2/3/99 in 1-10 loss @ WSH

MOST CONSECUTIVE GOALS - GAME
9 - 11/8/03 in 9-0 win vs. PIT
8 - 12/7/06 in 8-0 win vs. ATL
6 - 11/6/99 in 7-4 win @ PIT
6 - 3/3/01 in 6-0 win @ NYI
6 - 10/28/02 IN 6-1 win @ FLA
6 - 10/20/05 in 6-0 win @ATL
6 - 1/28/06 in 6-0 win @ PHI
At Home
9 - 11/8/03 in 9-0 win vs. PIT
On Road
6 - 11/6/99 in 7-4 win @ PIT
6 - 3/3/01 in 6-0 win @ NYI
6 - 10/28/02 IN 6-1 win @ FLA
6 - 10/20/05 in 6-0 win @ATL
6 - 1/28/06 in 6-0 win @ PHI

MOST CONSECUTIVE GOALS OPPONENTS - GAME
10 - 1/2/96 in 0-10 loss @ CGY
10 - 11/1/95 in 0-10 loss @ PIT
9 - 2/3/99 in 1-10 loss @ WAS
At Home
8 - 4/9/93 in 1-9 loss vs. DET
8 - 2/8/00 in 0-8 loss vs. SJ
7 - 2/28/06 in 2-8 loss vs. FLA
7 - 4/6/07 in 2-7 loss vs. FLA
On Road
10 - 1/2/96 in 0-10 loss @ CGY
10 - 11/1/95 in 0-10 loss @ PIT
9 - 2/3/99 in 1-10 loss @ WAS

MOST POINTS - GAME
23 - 11/8/03 in 9-0 win vs. PIT (9g-14a)
22 - 11/22/00 in 8-2 win vs. ATL (8g-14a)
22 - 10/18/02 in 8-5 win vs. ATL (8g-14a)
At Home
23 - 11/8/03 in 9-0 win vs. PIT (9g-14)
22 - 11/22/00 in 8-2 win vs. ATL (8g-14a)
22 - 10/18/02 in 8-5 win vs. ATL (8g-14a)
On Road
21 - 3/1/09 in 8-6 win @ CGY (8g-13a)
18 - 2/23/04 in a 6-3 win @ WSH (6g-12a)
18 - 1/28/06 in a 6-0 win @ PHI (6g-12a)
18 - 2/11/06 in a 6-5 win @ BOS (6g-12a)
17 - 7 times, last - 3/23/04 in 7-2 win @ TOR (7g-10a)

MOST POINTS - PERIOD
15 - 10/7/92 in 7-3 win vs. CHI (1st period) (5g-10a)
15 - 12/19/95 in 6-3 win vs. WPG (3rd period) (6g-9a)
14 - 11/22/00 in 8-2 win vs. ATL (2nd period) (5g-9a)
At Home
15 - 10/7/92 in 7-3 win vs. CHI (1st period) (5g-10a)
15 - 12/19/95 in 6-3 win vs. WPG (3rd period) (6g- 9a)
14 - 11/22/00 in 8-2 win vs. ATL (2nd period) (5g- 9a)
On Road
12 - 7 times, last - 3/1/09 in 8-6 win @ CGY (2nd period) (4g-8a)

MOST POINTS OPPONENTS - GAME
28 - 2/3/99 in 1-10 loss @ WAS (10g-18a)
27 - 2 times, last - 3/8/99 in 3-9 loss @ OTT (9g-18a)
At Home
26 - 11/10/98 in 2-10 loss vs. NYR (10g-16a)
25 - 12/5/92 in 7-9 loss vs. DET (9g-16a)
25 - 3/7/09 in 3-9 loss vs. CAR (9g-16a)
24 - 2/8/00 in 0-8 loss vs. SJ (8g-16a)
24 - 2/28/06 in 2-8 loss vs. FLA (8g-16a)
On Road
28 - 2/3/99 in 1-10 loss @ WAS (10g-18a)
27 - 2 times, last - 3/8/99 in 3-9 loss @ OTT (9g-18a)

MOST POINTS OPPONENT - PERIOD
22 - 2/3/99 in 1-10 loss @ WAS (2nd period) (8g-14a)
21 - 11/20/06 in 2-7 loss @ BUF (2nd period (7g-14a)
At Home
18 - 3/7/09 in 3-9 loss vs. CAR (2nd period) (6g-12a)
15 - 2/28/06 in 2-8 loss vs. FLA (2nd period) (5g-10a)
14 - 4 times, last - 3/2/99 in 2-8 loss vs. WAS (1st period) (5g-9a)
On Road
22 - 2/3/99 in 1-10 loss @ WAS (2nd period) (8g-14a)
21 - 11/20/06 in 2-7 loss @ BUF (2nd period (7g-14a)

MOST POINTS BOTH TEAMS - GAME

44 - 12/5/92 in 7-9 loss vs. DET (TBL 7-12-19, DET 9-16-25)
39 - 11/23/92 in 5-10 loss @ DET (TBL 5-7-12, DET 10-17-27)
39 - 3/1/09 in 8-6 win @ CGY (TBL 8-13-21, CGY 6-12-18)

At Home

44 - 12/5/9 in 7-9 loss vs. DET (TBL 7-12-19, DET 9-16-25)
36 - 10/18/02 in 8-5 win vs. ATL (TBL 8-14-22, ATL 5-9-14)
36 – 12/13/07 in 6-9 loss vs. CGY (TBL 6-10-16, CGY 9-11-20)

On Road

39 - 11/23/92 in 5-10 loss @ DET (TBL 5-7-12, DET 10-17-27)
38 - 3/9/06 IN 5-8 loss @ BUF (TBL 5-10-15, BUF 8-15-23)
35 - 3/8/99 in 3-9 loss @ OTT (TBL 3-5-8, OTT 9-18-27)

MOST POINTS BOTH TEAMS - PERIOD

25 - 2/3/99 in 1-10 loss @ WAS (2nd period) (TBL 1-2-3, WAS 8-14-22)
22 - 12/9/92 in 5-6 loss @ NYR (2nd period) (TBL 4-8-12, NYR 4-6-10)
21 - 4 times, last - 3/1/09 @ CGY (2nd period) (TBL 4-8-12, CGY 3-6-9)

At Home

21 - 12/19/95 in 6-3 win vs. WPG (2nd period) (TBL 6-9-15, WPG 2-4-6)
20 - 12/5/92 in 7-9 loss vs. DET (3rd period) (TBL 2-4-6, DET 5-9-14)
18 - 2 times, last – 3/7/09 in 3-9 loss vs. CAR (2nd period) (TBL 0-0-0, CAR 6-12-18)

On Road

25 - 2/3/99 in a 1-10 loss @ WAS (2nd period) (TBL 1-2-3, WAS 8-14-22)
22 - 12/9/92 in 5-6 loss @ NYR (2nd period) (TBL 4-8-12, NYR 4-6-10)
21 - 3 times, last – 3/1/09 @ CGY (2nd period) (TBL 4-8-12, CGY 3-6-9)

ASSISTS

MOST ASSISTS - GAME

14 - 11/22/00 in 8-2 win vs. ATL
14 - 10/28/02 in 8-5 win vs. ATL
14 - 11/8/03 in 9-0 win vs. PIT
13 – 5 times, most recently 3/1/09 in 8-6 win @ CGY

At Home

14 - 11/22/00 in 8-2 win vs. ATL
14 - 10/28/02 in 8-5 win vs. ATL
13 – 4 times, most recently 3/11/08 in 8-4 win vs. NYI

On Road

13 - 3/1/09 in 8-6 win @ CGY
12 - 2/23/04 in 6-3 win @ WSH
12 - 2/11/06 in 6-5 win @ BOS
12 - 1/28/06 in 6-0 win @ PHI
12 - 11/22/06 in 6-4 win @ FLA

MOST ASSISTS - PERIOD

10 - 10/7/92 in 7-3 win vs. CHI (1st period)
9 - 12/19/95 in 6-3 win vs. WPG (3rd period)
9 - 11/22/00 in 8-2 win vs. ATL (2nd period)

At Home

10 - 10/7/92 in 7-3 win vs. CHI (1st period)
9 - 12/19/95 in 6-3 win vs. WPG (3rd period)
9 - 11/22/00 in 8-2 win vs. ATL (2nd period)

On Road

8 - 8 times, last - 3/1/09 in 8-6 win @ CGY (2nd period)

MOST ASSISTS OPPONENT - GAME

18 - 3/8/99 in 3-9 loss @ OTT
18 - 2/3/99 in 1-10 loss @ WAS
17 - 11/23/92 in 5-10 loss @ DET

At Home

16 – 5 times, last – 3/7/09 in 3-9 loss vs. CAR

On Road

18 - 3/8/99 in 3-9 loss @ OTT
18 - 2/3/99 in 1-10 loss @ WAS
17 - 11/23/92 in 5-10 loss @ DET

MOST ASSISTS OPPONENT - PERIOD

14 - 2/3/99 in 1-10 loss @ WAS (2nd period)
14 - 11/20/06 in 2-7 loss @ BUF (2nd period)
12 - 3/7/09 in 3-9 loss vs. CAR (2nd period)

At Home

12 - 3/7/09 in 3-9 loss vs. CAR (2nd period)
10 - 2/28/06 in 2-8 loss vs. FLA (2nd period)

On Road

14 - 2/3/99 in 1-10 loss @ WAS (2nd period)
14 - 11/20/06 in 2-7 loss @ BUF (2nd period)
10 - 4 times, last - 3/19/08 in 4-7 loss at BUF (3rd period)

MOST ASSISTS BOTH TEAMS - GAME

28 - 12/5/92 in 7-9 loss vs. DET (TBL 12, DET 16)
25 - 3/9/06 in 5-8 loss @ BUF (TBL 10, BUF 15)
25 - 3/1/09 in 8-6 win @ CGY (TBL 13, CGY 12)

At Home

28 - 12/5/92 in 7-9 loss vs. DET (TBL 12, DET 16)
23 - 10/18/02 in 8-5 win vs. ATL (TBL 14, ATL 9)
22 – 3/7/09 in 3-9 loss vs. CAR (TBL 6, CAR 16)
21 – 12/13/07 in 6-9 loss vs. CGY (TBL 10, CGY 11
20 - Accomplished several times, most recently 3/11/08 in 8-4 win vs. NYI (TBL 13, NYI 7)

On Road

25 - 3/9/06 in 5-8 loss @ BUF (TBL 10, BUF 15)
25 - 3/1/09 in 8-6 win @ CGY (TBL 13, CGY 12)
24 - 11/23/92 in 5-10 loss @ DET (TBL 7, DET 17)

MOST ASSISTS BOTH TEAMS - PERIOD

16 - 2/3/99 in 1-10 loss @ WAS (2nd period) (TB 2, WAS 14)
14 - 3 times, last – 3/1/09 in 8-6 win @ CGY (2nd period) (TB 8, CGY 6)

At Home

13 - 12/5/92 in 7-9 loss vs. DET (3rd period) (TBL 4, DET 9)
13 - 12/19/95 in 6-3 win vs. WPG (3rd period) (TBL 9, WPG 4)
12 – 3/7/09 in 3-9 loss vs. CAR (2nd period) (TBL 0, CAR 12)

On Road

16 - 2/3/99 in 1-10 loss @ WAS (2nd period) (TB 2, WAS 14)
14 - 3 times, last – 3/1/09 in 8-6 win @ CGY (2nd period) (TB 8, CGY 6)

POWER PLAY

MOST POWER PLAY GOALS - SEASON

83 - 1995-96
81 – 2005-06
74 - 1992-93

At Home

50 - 1995-96
40 - 2002-03
39 – 2005-06

On Road

42 – 2005-06
35 – 2006-07
33 - 1992-93
33 - 1995-96

FEWEST POWER PLAY GOALS - SEASON

25 - 1994-95
33 - 1997-98
43 - 1998-99

At Home

11 - 1994-95
19 - 1997-98
24 - 1998-99

On Road

14 - 1994-95, 1997-98
19 - 1996-97, 1998-99, 2001-02

MOST POWER PLAY GOALS - GAME

5 - 3/19/95 in 6-1 win @ BUF
4 - 5 times, last - 12/29/02 in 5-3 win vs. NYR

At Home

4 - 10/15/00 in 5-2 win vs. ATL
4 - 3/21/98 in 5-1 win vs. FLA
4 - 11/18/95 in 5-4 win vs. VAN
4 - 12/29/02 in 5-3 win vs. NYR

On Road

5 - 3/19/95 in 6-1 win @ BUF
4 - 11/7/92 in 6-5 win @ NYI
3 - Accomplished several times, most recently 3/1/09 in 8-6 win @ CGY

MOST POWER PLAY CHANCES - SEASON

485 - 2005-06 (81 PPG, 16.7%)
424 - 1992-93 (74 PPG, 17.5%)
424 - 2000-01 (53 PPG, 12.5%)
407 - 1995-96 (83 PPG, 20.4%)

At Home

238 - 2005-06 (39 PPG, 16.4%)
236 - 1992-93 (38 PPG, 16.1%)
218 - 2002-03 (40 PPG, 18.3%)

On Road

247 - 2005-06 (42 PPG, 17.0%)
210 - 2000-01 (23 PPG, 11.0%)
191 - 1995-96 (33 PPG, 17.3%)

FEWEST POWER PLAY CHANCES - SEASON

177 - 1994-95 (25 PPG, 14.1%)
296 – 2007-08 (57 PPG, 19.3%)
310 - 1998-99 (43 PPG, 13.9%)

At Home

94 - 1994-95 (11 PPG, 11.7%)
160 - 1998-99 (24 PPG, 15.0%)
163 – 2007-08 (35 PPG, 21.5%)

On Road
83 - 1994-95 (14 PPG, 16.9%)
133 – 2007-08 (22 PPG, 16.5%)
142 - 2001-02 (19 PPG, 13.4%)

MOST POWER PLAY CHANCES - GAME
13 - 3/6/01 in 2-1 win vs. SJ (0-13)
13 - 11/09/02 in 3-2 OT loss vs. CHI (2-13)
13 - 12/29/02 in 5-3 win vs. NYR (4-13)
At Home
13 - 3/6/01 in 2-1 win vs. SJ (0-13)
13 - 11/09/02 in 3-2 OT loss vs. CHI (2-13)
13 - 12/29/02 in 5-3 win vs. NYR (4-13)
On Road
10 - 2/23/96 in 3-2 win @ NYI (1-10)
10 - 10/20/05 win vs. ATL (2-10)
9 - 9 times, last - 10/19/02 in 3-3 tie @ PIT (1-9)

FEWEST POWER PLAY GOALS ALLOWED - SEASON
32 - 1994-95
40 - 2001-02
42 - 2003-04
At Home
14 - 1994-95
20 - 2001-02
22 - 2003-04
On Road
18 - 1994-95
20 - 2001-02
20 - 2003-04

MOST POWER PLAY GOALS ALLOWED - SEASON
101 - 1992-93
89 - 2008-09
77 - 1999-00
72 - 1997-98
72 - 2000-01
At Home
45 - 1999-00
43 - 1997-98
41 - 1992-93
On Road
59 - 1992-93
49 – 2008-09
42 - 2000-01

MOST POWER PLAY GOALS ALLOWED - GAME
5 - 11/1/95 in 0-10 loss @ PIT
4 - 5 times, last - 11/1/05 in 4-6 loss vs. ATL
At Home
4 - 11/1/05 in 4-6 loss vs. ATL
On Road
5 - 11/1/95 in 0-10 loss @ PIT
4 - 4 times, last - 11/13/98 in 1-8 loss @ COL

MOST TIMES SHORTHANDED - SEASON
428 - 1995-96 (68 PPGA, 84.1%)
422 - 2000-01 (72 PPGA, 82.9%)
410 - 1997-98 (68 PPGA, 82.4%)
At Home
212 - 1997-98 (43 PPGA, 79.7%)
209 - 1995-96 (35 PPGA, 83.3%)
205 - 2000-01 (30 PPGA, 85.4%)
On Road
219 - 1995-96 (33 PPGA, 84.9%)
217 - 2000-01 (42 PPGA, 80.6%)
208 - 1992-93 (59 PPGA, 71.6%)

FEWEST TIMES SHORTHANDED - SEASON
205 - 1994-95 (32 PPGA, 84.4%)
273 - 2001-02 (40 PPGA, 85.3%)
278 - 2003-04 (42 PPGA, 84.9%)
At Home
109 - 1994-95 (14 PPGA, 87.2%)
131 - 2001-02 (20 PPGA, 84.7%)
137 - 2006-07 (27 PPGA, 80.3%)
On Road
96 - 1994-95 (18 PPGA, 81.3%)
132 - 2003-04 (20 PPGA, 84.8%)
142 - 2001-02 (20 PPGA, 85.9%)

MOST TIMES SHORTHANDED - GAME
11 - 3/3/01 in 6-0 win @ NYI (0-11)
10 - 9 times, last - 10/8/05 in 2-1 win vs. FLA (1-10)
At Home
10 - 5 times, last - 10/8/05 in 2-1 win vs. FLA (1-10)
On Road
11 - 3/3/01 in 6-0 win @ NYI (0-11)
10 - 4 times, last - 2/25/01 in 4-5 loss @ BUF (3-10)

MOST SHORTHANDED GOALS - SEASON
15 - 2003-04
14 - 2006-07
At Home
10 - 2003-04
7 - 1997-98
7 - 2006-07
On Road
9 - 1996-97
7 - 1998-99
7 - 2006-07

FEWEST SHORTHANDED GOALS - SEASON
4 - 2008-09
6 - 1994-95, 1995-96, 2001-02, 2002-03
At Home
2 - 1993-94, 2002-03, 2008-09
3 - 1992-93, 1995-96, 2001-02
On Road
2 - 1994-95, 2007-08, 2008-09
3 - 1995-96, 1999-00, 2001-02

FEWEST SHORTHANDED GOALS ALLOWED - SEASON
4 - 2003-04
5 - 1994-95, 2002-03
7 - 1999-00, 2007-08
At Home
1 - 2002-03
2 - 1994-95, 2000-01
3 - 2008-09
On Road
0 - 2003-04
3 - 1994-95, 1999-00, 2007-08
4 - 1998-99, 2002-03

MOST SHORTHANDED GOALS ALLOWED - SEASON
20 - 1993-94
16 - 1997-98
13 - 1995-96
At Home
6 - 1992-93, 1993-94, 1996-97, 1998-99, 2005-06
On Road
12 - 1993-94
11 - 1997-98
9 - 2000-01

MOST PENALTY MINUTES - SEASON
1823 - 1997-98
1713 - 1999-00
1686 - 1996-97
At Home
990 - 1997-98
985 - 1996-97
845 - 1999-00
On Road
878 - 1999-00
847 - 1995-96
833 - 1997-98

FEWEST PENALTY MINUTES - SEASON
891 - 2006-07
937 - 2005-06
951 - 2003-04
At Home
407 - 2006-07
469 - 2003-04
505 - 2005-06
On Road
432 - 2005-06
482 - 2003-04
484 - 2006-07

MOST PENALTY MINUTES - GAME
97 - 4/4/98 in 1-4 loss vs. PIT
95 - 11/6/97 in 2-5 loss @ LA
89 - 10/12/02 in 5-1 win vs. CAR
At Home
97 - 4/4/98 in 1-4 loss vs. PIT
89 - 10/12/02 in 5-1 win vs. CAR
83 - 2 times, last - 3/21/98 in 5-1 win vs. FLA
On Road
95 - 11/6/97 in 2-5 loss @ LA
79 - 1/4/93 in 0-7 loss @ VAN
68 - 2/12/97 in 2-5 loss @ FLA
68 - 2/10/00 in 4-5 OT loss @ NYI

MOST PENALTY MINUTES - PERIOD
75 - 4/4/98 in 1-4 loss vs. PIT (2nd period)
67 - 10/12/02 in 5-1 win vs. CAR (3rd period)
63 - 11/6/97 in 2-5 loss @ LA (3rd period)
At Home
75 - 4/4/98 in 1-4 loss vs. PIT (2nd period)
67 - 10/12/02 in 5-1 win vs. CAR (3rd period)
62 - 3/21/98 in 5-1 win vs. FLA (3rd period)
On Road
63 - 11/6/97 in 2-5 loss @ LA (3rd period)
59 - 1/4/93 in 0-7 loss @ VAN (3rd period)
58 - 2/10/00 in 4-5 OT loss @ NYI (2nd period)

MOST OPPONENT PENALTY MINUTES - SEASON
1736 - 1992-93
1662 - 1993-94
1608 - 1997-98

At Home
971 - 1993-94
964 - 1992-93
915 - 1997-98
On Road
807 - 1999-00
750 - 1992-93
745 - 1995-96

FEWEST OPPONENT PENALTY MINUTES - SEASON
884 - 2007-08
1033 - 2006-07
1052 - 2001-02
1072 - 2003-04
At Home
500 - 2006-07
501 - 2007-08
536 - 2003-04
On Road
383 - 2007-08
451 - 2001-02
507 - 1998-99
509 - 2002-03

MOST PENALTY MINUTES OPPONENT - GAME
92 - 11/6/97 in 2-5 loss @ LA
83 - 2 times, last - 3/21/98 in 5-1 win vs. FLA
At Home
83 - 3/21/98 in 5-1 win vs. FLA
83 - 4/1/93 in 3-5 loss vs. VAN
80 - 10/12/02 in 5-1 win vs. CAR
On Road
92 - 11/6/97 in 2-5 loss @ LA
75 - 1/4/93 in 0-7 loss @ VAN
58 - 12/14/95 in 0-4 loss @ PHI
58 - 4/1/00 in 3-3 tie @ FLA

MOST PENALTY MINUTES OPPONENT - PERIOD
60 - 3/21/98 in 5-1 win vs. FLA (3rd period)
58 - 10/12/02 in 5-1 win vs. CAR (3rd period)
47 - 2 times, last - 4/1/00 in 3-3 tie @ FLA (2nd period)
At Home
60 - 3/21/98 in 5-1 win vs. FLA (3rd period)
58 - 10/12/02 in 5-1 win vs. CAR (3rd period)
46 - 1/21/93 in 1-6 loss vs. TOR (1st period)
On Road
47 - 1/4/93 in 0-7 loss @ VAN (3rd period)
47 - 4/1/00 in 3-3 tie @ FLA (2nd period)
46 - 12/14/95 in 0-4 loss @ PHI (3rd period)

MOST PENALTY MINUTES BOTH TEAMS - GAME
187 - 11/6//97 in 2-5 loss @ LA (TB 95, LA 92)
169 - 10/12/02 in 5-1 win vs. CAR (TB 89, CAR 80)
166 - 3/21/98 in 5-1 win vs. FLA (TB 83, FLA 83)
At Home
169 - 10/12/02 in 5-1 win vs. CAR (TB 89, CAR 80)
166 - 3/21/98 in 5-1 win vs. FLA (TB 83, FLA 83)
152 - 4/1/93 in 3-5 loss vs. VAN (TB 69, VAN 83)
On Road
187 - 11/6//97 in 2-5 loss @ LA (TB 95, LA 92)
154 - 1/4/93 in 0-7 loss @ VAN (TB 79, VAN 75)
120 - 12/14/95 in 0-4 loss @ PHI (TB 62, PHI 58)
120 - 2/10/00 in 4-5 OT loss @ NYI (TB 68, NYI 52)

MOST PENALTY MINUTES BOTH TEAMS - PERIOD
125 - 10/12/02 in 5-1 win vs. CAR (3rd period) (TB 67, CAR 58)
122 - 3/21/98 in 5-1 win vs. FLA (3rd period) (TB 62, FLA 60)
108 - 11/6/97 in 2-5 loss @ LA (3rd period) (TB 63, LA 45)
At Home
125 - 10/12/02 in 5-1 win vs. CAR (3rd period) (TB 67, CAR 58)
122 - 3/21/98 in 5-1 win vs. FLA (3rd period) (TB 62, FLA 60)
104 - 2/15/97 in 4-1 win vs. WAS (3rd period) (TB 59, WAS 45)
On Road
108 - 11/6/97 in 2-5 loss @ LA (3rd period) (TB 63, LA 45)
106 - 1/4/93 in 0-7 loss @ VAN (3rd period) (TB 59, VAN 47)
98 - 2/10/00 in 4-5 OT loss @ NYI (2nd period) (TB 58, PHI 40)

SHOTS

MOST SHOTS - SEASON
2594 - 2005-06
2574 - 1996-97
2546 - 1995-96
At Home
1376 - 1992-93
1338 - 1995-96
1328 - 1996-97
1328 - 2005-06
On Road
1266 - 2005-06
1246 - 1996-97
1224 - 2003-04

MOST SHOTS - GAME
52 - 11/18/08 in 3-4 shootout loss vs. FLA
51 - 1/17/04 in 1-2 loss @ FLA
At Home
52 - 11/18/08 in 3-4 shootout loss vs. FLA
50 - 1/24/06 in 3-2 loss vs. FLA
50 - 11/28/06 in 2-5 loss vs. WSH
On Road
51 - 1/17/04 in 1-2 loss @ FLA
47 - 2/21/96 in 3-2 win @ TOR

MOST SHOTS - PERIOD
25 - 4/1/06 in 2-4 loss @ FLA (3rd period)
25 - 11/28/06 in 2-5 loss vs. WSH (3rd period)
24 – 2 times, last - 12/20/08 in 3-4 loss @ ATL (3rd Period)
At Home
25 - 11/28/06 in 2-5 loss vs. WSH (3rd period)
24 – 2/16/08 in 2-3 loss vs. WSH (2nd period)

On Road
25 - 4/1/06 in 2-4 loss @ FLA (3rd period)
24 - 12/20/08 in 3-4 loss @ ATL (3rd Period)

MOST SHOTS OPPONENTS - SEASON
2701 - 2008-09
2633 - 1998-99
2557 - 2000-01
At Home
1375 - 2008-09
1251 - 1998-99, 1996-97
On Road
1382 - 1998-99
1371 - 2000-01
1326 - 2008-09

MOST SHOTS OPPONENT - GAME
49 - 2/17/09 in 3-5 loss vs. CHI
48 - 5 times, last - 4/9/06 in 3-6 loss @ FLA
At Home
49 - 2/17/09 in 3-5 loss vs. CHI
48 - 3/15/97 in 2-5 loss vs. VAN
46 – 2 times, last - 10/11/08 in 3-4 overtime loss vs. CAR
On Road
48 - 4/26/95 in 4-6 loss @ NYR
48 - 11/21/01 in 2-3 loss @ WAS
48 - 12/03/02 in 4-3 OT loss @ TOR
48 - 4/9/06 in 3-6 loss @ FLA

MOST SHOTS OPPONENT - PERIOD
25 - 2/3/99 in 1-10 loss @ WAS (2nd period)
23 - 12/6/97 in 2-4 loss @ NJ (1st period)
23 - 4/9/06 in 3-6 loss @ FLA (2nd period)
22 - 3 times, last - 1/28/02 in 1-0 win @ NYR (3rd period)
At Home
20 - 5 times, last - 1/27/09 in 5-3 win vs. MTL
On Road
25 - 2/3/99 in 1-10 loss @ WAS (2nd period)
23 - 12/6/97 in 2-4 loss @ NJ (1st period)
23 - 4/9/06 in 3-6 loss @ FLA (2nd period)
22 - 3 times, last - 1/28/02 in 1-0 win @ NYR (3rd period)

MOST SHOTS BOTH TEAMS - GAME
89 - 4/26/95 in 4-6 loss @ NYR (TB 41, NYR 48)
88 - 11/18/08 in 2-4 shootout loss vs. FLA (TBL 52, FLA 36)
87 - 3/15/97 in 2-5 loss vs. VAN (TB 39, VAN 48)
At Home
88 - 11/18/08 in 2-4 shootout loss vs. FLA (TBL 52, FLA 36)
87 - 3/15/97 in 2-5 loss vs. VAN (TB 39, VAN 48)
85 - 11/27/95 in 2-0 win vs. LA (TB 40, LA 45)
On Road
89 - 4/26/95 in 4-6 loss @ NYR (TB 41, NYR 48)
82 - 11/4/96 in 5-3 win @ NYR (TB 38, NYR 44)
81 – 2 times, last - 3/9/99 in 1-6 loss @ TOR (TB 40, TOR 41)

MOST SHOTS BOTH TEAMS - PERIOD
36 – 2/16/08 in 2-3 loss vs. WSH (2nd period) (TBL 24, WSH 12)
35 - 3/27/93 in 3-8 loss vs. DET (3rd period) (TBL 18, DET 17)
At Home
36 – 2/16/08 in 2-3 loss vs. WSH (2nd period) (TBL 24, WSH 12)
35 - 3/27/93 in 3-8 loss vs. DET (3rd period) (TBL 18, DET 17)
34 – 2 times, last – 1/21/09 in 5-3 win vs. BUF (2nd period) (TBL 14, BUF 20)

On Road
- **34 - 3/9/99 in 1-6 loss @ TOR (1st period) (TBL 16, TOR 18)**
- **33 – 4 times, last – 11/28/08 in 2-4 loss @ MIN (3rd period) (TBL 19, MIN 14)**

FEWEST SHOTS - SEASON
- **1280 - 1994-95**
- **2014 - 2000-01**
- **2084 - 1999-00**

At Home
- **628 - 1994-95**
- **1035 - 2000-01**
- **1062 - 1998-99**

On Road
- **652 - 1994-95**
- **979 - 2000-01**
- **1009 - 1999-00**

FEWEST SHOTS - GAME
- **11 - 12/18/93 in 3-5 loss vs. BOS**
- **11 - 12/4/01 in 1-1 tie @ NJ**
- **12 - 12/10/97 in 0-3 loss @ DAL**

At Home
- **11 - 12/18/93 in 3-5 loss vs. BOS**
- **15 - 2/20/95 in 1-3 loss vs. NYR**
- **15 - 1/25/01 in 2-5 loss vs. OTT**
- **15 - 3/8/01 in 1-0 win vs. CAR**

On Road
- **11 - 12/4/01 in 1-1 tie @ NJ**
- **12 - 12/10/97 in 0-3 loss @ DAL**
- **13 – 2 times, last – 2/20/09 in 1-4 loss @ CAR**

FEWEST SHOTS - PERIOD
- **0 - 11/22/99 in 4-1 win vs. PHI (2nd period)**
- **0 - 12/2/99 in 1-3 loss @ PHO (2nd period)**
- **1 - 10 times, last - 2/20/09 in 1-4 loss @ CAR (1st period)**

At Home
- **0 - 11/22/99 in 4-1 win vs. PHI (2nd period)**
- **1 – 4 times, last - 12/21/01 in 4-3 win vs. STL (3rd period)**

On Road
- **0 - 12/2/99 in 1-3 loss @ PHO (2nd period)**
- **1 – 6 times, last - 2/20/09 in 1-4 loss @ CAR (1st period)**

FEWEST SHOTS OPPONENT - SEASON
- **1325 - 1994-95**
- **2085 - 2003-04**
- **2260 - 2005-06**

At Home
- **671 - 1994-95**
- **1016 - 2003-04**
- **1071 - 2006-07**

On Road
- **654 - 1994-95**
- **1069 - 2003-04**
- **1114 - 1996-97**

FEWEST SHOTS OPPONENT - GAME
- **11 - 12/30/93 in 3-0 win @ OTT**
- **11 - 10/5/06 in 3-2 SO win @ ATL**
- **13 - 1/23/04 in 3-1 win @ PIT**
- **13 - 12/30/06 in 3-1 win vs. MTL**

At Home
- **13 - 12/30/06 in 3-1 win vs. MTL**
- **14 - 1/29/04 in 5-1 win vs. PIT**
- **14 - 10/28/05 in 4-2 win vs. WSH**

On Road
- **11 - 12/30/93 in 3-0 win @ OTT**
- **11 - 10/5/06 in 3-2 SO win @ ATL**
- **13 - 1/23/04 in 3-1 win @ PIT**

FEWEST SHOTS OPPONENT - PERIOD
- **0 - 2/15/94 in 1-2 loss @ NYI (3rd period)**
- **0 - 12/2/00 in 3-0 win vs. DET (1st period)**
- **1 - 7 times, last - 11/16/08 in 2-3 shootout loss @ CAR (3rd period)**

At Home
- **0 - 12/2/00 in 3-0 win vs. DET (1st period)**
- **1 - 4 times, last - 11/24/07 in 2-3 loss vs. NJ (3rd period)**

On Road
- **0 - 2/15/94 in 1-2 loss @ NYI (3rd period)**
- **1 - 3 times, last – 11/16/08 in 2-3 shootout loss @ CAR (3rd period)**

FEWEST SHOTS BOTH TEAMS - GAME
- **33 - 2/20/95 in 1-3 loss vs. NYR (TB 15, NYR 18)**
- **34 - 3/17/99 in 0-2 loss vs. PIT (TB 16, PIT 18)**
- **35 - 3/8/01 in 1-0 win vs. CAR (TB 15, CAR 20)**

At Home
- **33 - 2/20/95 in 1-3 loss vs. NYR (TB 15, NYR 18)**
- **34 - 3/17/99 in 0-2 loss vs. PIT (TB 16, PIT 18)**
- **35 - 3/8/01 in 1-0 win vs. CAR (TB 15, CAR 20)**

On Road
- **36 - 12/28/93 in 4-1 win @ QUE (TB 20, QUE 16)**
- **36 - 11/24/92 in 2-3 loss @ TOR (TB 18, TB 18)**
- **37 - 2/2/04 in 2-1 win @ PHI (TB 18, PHI 19)**
- **37 - 10/5/06 in 3-2 SO win @ ATL (TB 26, ATL 11)**

FEWEST SHOTS BOTH TEAMS - PERIOD
- **6 - 11/24/95 in 2-1 win @ WAS (3rd period, TB 4, WAS2)**
- **6 - 3/6/07 in 1-5 loss @ VAN (1st period, TB 2, VAN 4)**
- **7 - 5 times, last - 2/10/01 in 2-6 loss @ BOS (3rd period, TB 1, BOS 6)**

At Home
- **7 - 10/29/93 in 2-4 loss vs. NYI (3rd period, TB 4, NYI 3)**
- **7 - 11/27/96 in 003 loss vs. BUF (1st period, TB 4, BUF 3)**
- **8 - 5 times, last - 11/6/03 in 0-1 OT loss vs. LA (1st period, TB 4, LA 4)**

On Road
- **6 - 11/24/95 in 2-1 win @ WAS (3rd period, TB 4, WAS 2)**
- **6 - 3/6/07 in 1-5 loss @ VAN (1st period, TB 2, VAN 4)**
- **7 - 3 times, last - 2/10/01 in 2-6 loss @ BOS (3rd period, TB 1, BOS 6)**

Welcome to the St. Pete Times Forum
STANLEY CUP
CHAMPIONS
2004
GEICO
TAMPA BAY
HISTORY & RECORDS
PLAYOFF

All-Time Playoff Series: 9 (1995-96, 2002-03, 2003-04, 2005-06, 2006-07)
All-Time Playoff Record: 26-25 (.510)

All-Time Playoff Scoring

Player	GP	G	A	PTS	+/-	PIM	PP	SH	GW	OT	S
MARTIN ST. LOUIS	**45**	**23**	**25**	**48**	**18**	**21**	**6**	**3**	**7**	**3**	**115**
Brad Richards	45	18	29	47	-7	28	9	0	7	1	170
VINCENT LECAVALIER	**45**	**18**	**15**	**33**	**0**	**64**	**5**	**0**	**2**	**1**	**155**
Dan Boyle	45	3	19	22	6	30	1	0	0	0	71
Fredrik Modin	39	10	11	21	3	34	3	0	2	0	88
Dave Andreychuk	34	4	16	20	-3	24	1	0	1	0	55
Ruslan Fedotenko	42	12	3	15	-11	40	5	0	3	0	72
Vaclav Prospal	22	5	8	13	0	12	2	0	1	0	48
PAUL RANGER	**11**	**2**	**5**	**7**	**3**	**4**	**1**	**0**	**0**	**0**	**19**
Darryl Sydor	28	0	7	7	-7	9	0	0	0	0	30
John Cullen	5	3	3	6	4	0	0	1	0	0	6
Tim Taylor	45	2	4	6	-3	39	0	0	0	0	51
Pavel Kubina	38	1	5	6	-10	88	1	0	0	0	52
Rob Zamuner	6	2	3	5	-1	10	0	1	0	0	10
Filip Kuba	6	1	4	5	-1	4	0	1	0	0	13
Cory Sarich	45	0	5	5	2	37	0	0	0	0	55
Alex Selivanov	6	2	2	4	2	6	0	0	1	1	22
Dmitry Afanasenkov	28	1	3	4	-4	8	0	0	0	0	39
Jassen Cullimore	22	1	3	4	5	10	0	0	0	0	19
Andre Roy	32	1	3	4	3	80	0	0	1	0	23
Chris Dingman	36	2	1	3	2	86	0	0	0	0	32
Eric Perrin	18	1	2	3	-4	8	0	0	0	0	17
Brian Bradley	5	0	3	3	-5	6	0	0	0	0	7
Brad Lukowich	27	0	3	3	2	8	0	0	0	0	11
Petr Klima	4	2	0	2	0	14	2	0	0	0	9
Brian Bellows	6	2	0	2	-2	4	0	0	1	1	19
Mikael Andersson	6	1	1	2	0	0	0	0	0	0	4
Shawn Burr	6	0	2	2	0	8	0	0	0	0	5
Chris Gratton	6	0	2	2	-3	27	0	0	0	0	4
Ben Clymer	16	0	2	2	-2	6	0	0	0	0	13
Stan Neckar	9	0	2	2	1	2	0	0	0	0	5
Evgeny Artyukhin	5	1	0	1	1	6	0	0	0	0	10
Jason Wiemer	6	1	0	1	-3	28	1	0	0	0	11
Nikita Alexeev	11	1	0	1	-3	0	0	0	0	0	13
Jason Ward	6	0	1	1	-6	6	0	0	0	0	9
Martin Cibak	11	0	1	1	-1	0	0	0	0	0	5
Roman Hamrlik	5	0	1	1	-1	4	0	0	0	0	10
Bill Houlder	6	0	1	1	0	4	0	0	0	0	8
David Shaw	6	0	1	1	-4	4	0	0	0	0	9
Nolan Pratt	35	0	1	1	-3	20	0	0	0	0	18
RYAN CRAIG	**11**	**0**	**0**	**0**	**-4**	**22**	**0**	**0**	**0**	**0**	**11**
Alexander Svitov*	7	0	0	0	-2	6	0	0	0	0	3
Shane O'Brien	6	0	0	0	-4	12	0	0	0	0	3
Andreas Karlsson	6	0	0	0	-1	0	0	0	0	0	5
Nick Tarnasky	6	0	0	0	-1	10	0	0	0	0	3
Michel Petit	6	0	0	0	-3	20	0	0	0	0	7
Cory Cross	6	0	0	0	-4	22	0	0	0	0	6
Aaron Gavey*	6	0	0	0	-3	4	0	0	0	0	5
Paul Ysebaert	5	0	0	0	-6	0	0	0	0	0	4
Igor Ulanov	5	0	0	0	-1	15	0	0	0	0	2
Rudy Poeschek	3	0	0	0	0	12	0	0	0	0	2
Rob DiMaio	2	0	0	0	-1	0	0	0	0	0	1
Janne Laukkanen	2	0	0	0	1	2	0	0	0	0	1
John Tucker	2	0	0	0	-1	2	0	0	0	0	0
Patrick Poulin	2	0	0	0	0	0	0	0	0	0	0
Doug Janik	1	0	0	0	0	0	0	0	0	0	0

Goaltender	GP	MIN	GAA	W	L	SO	GA	SA	SPCT
Nikolai Khabibulin	33	2045	1.94	21	12	5	66	897	.926
Johan Holmqvist	6	370	2.92	2	4	0	18	168	.893
John Grahame	6	334	3.42	1	3	0	19	163	.883
Jeff Reese	5	198	3.64	1	1	0	12	100	.880
Sean Burke	3	109	3.85	0	1	0	7	57	.877
Daren Puppa	4	173	4.86	1	3	0	26	186	.837

PLAYOFF FIRSTS

Game	April 16, 1996 at Philadelphia (Eastern Conference Quarterfinals)
Home Victory	April 21, 1996 vs. Philadelphia, 5-4 in Overtime
Road Victory	April 18, 1996 at Philadelphia, 2-1 in Overtime
Home Loss	April 23, 1996 vs. Philadelphia, 4-1
Road Loss	April 16, 1996 at Philadelphia, 7-3
Lineup	April 16, 1996 at Philadelphia, Game One (Starters in Bold)

Goalies: **Daren Puppa and Jeff Reese**
Defensemen: **Cory Cross, Roman Hamrlik, Bill Houlder, Michel Petit, Rudy Poeschek, David Shaw**
Forwards: **Mikael Andersson, Brian Bellows, Brian Bradley, Shawn Burr, John Cullen, Aaron Gavey, Chris Gratton, Alex Selivanov, John Tucker, Jason Wiemer, Paul Ysebaert, Rob Zamuner**

Home Goal	Petr Klima, at 2:52 of 1st Period, April 21, 1996 vs. Philadelphia
Home Assists	John Cullen and Chris Gratton, 2:52 of 1st Period, April 21, 1996 vs. Philadelphia
Road Goal	Jason Wiemer, at 15:08 of 2nd Period, April 16, 1996 at Philadelphia
Road Assists	David Shaw and Brian Bradley, 15:08 of 2nd Period, April 16, 1996 at Philadelphia
Home Power-Play Goal	Petr Klima, at 2:52 of 1st Period, April 21, 1996 vs. Philadelphia
Road Power-Play Goal	Jason Wiemer, at 15:08 of 2nd Period, April 16, 1996 at Philadelphia
Home Shorthanded Goal	Rob Zamuner, at 2:56 of 2nd Period, April 21, 1996 vs. Philadelphia
Road Shorthanded Goal	John Cullen, at 17:59 of 3rd Period, April 25, 1996 at Philadelphia
Home Game-Winning Goal	Alexander Selivanov, at 2:04 of 1st OT, April 21, 1996 vs. Philadelphia
Road Game-Winning Goal	Brian Bellows, at 9:05 of Overtime, April 18, 1996 at Philadelphia
Home Overtime Goal	Alexander Selivanov, at 2:04 of 1st OT, April 21, 1996 vs. Philadelphia
Road Overtime Goal	Brian Bellows, at 9:05 of Overtime, April 18, 1996 at Philadelphia
Home Empty Net Goal	Tim Taylor, at 19:45 of the 3rd period, May 18, 2004 vs. Philadelphia
Road Empty Net Goal	Martin St. Louis, at 19:50 of the 3rd period, April 12, 2004 at New York Islanders

Home Penalty Shot	**Have yet to attempt one**
Road Penalty Shot	**Have yet to attempt one**
Home Penalty Shot Faced	**Have yet to face one**
Road Penalty Shot Faced	**Dainius Zubrus at 11:34 of 1st Period, April 15, 2003 at Washington (unsuccessful vs. Khabibulin)**
Home Penalty	Shawn Burr at 4:30 of 1st Period, April 21st, 1996 vs. Philadelphia (Interference)
Road Penalty	**Bill Houlder, at 5:52 of 1st Period, April 16, 1996 at Philadelphia (Obstruction Interference)**
Home Power-Play Attempt	**1:42 of 1st Period (Roughing on Eric Lindros), April 21, 1996 vs. Philadelphia**
Road Power-Play Attempt	**8:52 of 1st Period (Cross-Checking on Shjon Podein), April 16, 1996 at Philadelphia**
Home Multi-Goal Game	**Rob Zamuner, (2G), April 21, 1996 vs. Philadelphia**
Road Multi-Goal Game	**Vincent Lecavalier, (2G), April 15, 2003 at Washington**
Home Multi-Assist Game	**Brian Bradley, (2A), April 21, 1996 vs. Philadelphia**
Road Multi-Assist Game	**Martin St. Louis, (2A), April 15, 2003 at Washington**
Home Multi-Point Game	**Rob Zamuner, (2G), April 21, 1996 vs. Philadelphia**
Road Multi-Point Game	John Cullen, (1G, 1A), April 16, 1996 at Philadelphia
Home Goal Allowed	Jeff Reese, by Joel Otto at 10:30 of 1st Period, April 21, 1996 vs. Philadelphia
Road Goal Allowed	**Daren Puppa, by Dale Hawerchuk at 0:55 of 1st Period, April 16, 1996 at Philadelphia**
Home Goaltender Win	**Jeff Reese, 5-4 in Overtime, April 21, 1996 vs. Philadelphia**
Road Goaltender Win	**Daren Puppa, 2-1 in Overtime, April 18, 1996 at Philadelphia**
Home Goaltender Loss	**Jeff Reese, 4-1 April 23rd, 1996 vs. Philadelphia**
Road Goaltender Loss	**Daren Puppa, 7-3 April 16, 1996 at Philadelphia**

1996 PLAYOFF RESULTS

Eastern Conference Quarter-Final

Gm	Date	Opponent	Result	Series	GWG	Attendance
1	4/16	@ Philadelphia	L, 3-7	0-1	LeClair	17,380
2	4/18	@ Philadelphia	W, 2-1 OT	1-1	Bellows	17,380
3	4/21	Philadelphia	W, 5-4 OT	2-1	Selivanov	25,945
4	4/23	Philadelphia	L, 1-4	2-2	Otto	28,183
5	4/25	@ Philadelphia	L, 1-4	2-3	Podein	17,380
6	4/27	Philadelphia	L, 1-6	2-4	Antoski	27,189

2003 PLAYOFF RESULTS

Eastern Conference Quarter-Final

Gm	Date	Opponent	Result	Series	GWG	Attendance
1	4/10	Washington	L, 0-3	0-1	Lang	20,214
2	4/12	Washington	L, 3-6	0-2	Nylander	20,053
3	4/15	@ Washington	W, 4-3 OT	1-2	Lecavalier	17,279
4	4/16	@ Washington	W, 3-1	2-2	St. Louis	15,576
5	4/18	Washington	W, 2-1	3-2	St. Louis	21,324
6	4/20	@ Washington	W, 2-1 3OT	4-2	St. Louis	15,269

Eastern Conference Semifinal

Gm	Date	Opponent	Result	Series	GWG	Attendance
1	4/24	@ New Jersey	L, 0-3	0-1	Langenbrunner	15,568
2	4/26	@ New Jersey	L, 2-3 OT	0-2	Langenbrunner	17,732
3	4/28	New Jersey	W, 4-3	1-2	Andreychuk	19,854
4	4/30	New Jersey	L, 1-3	1-3	Elias	21,222
5	5/2	@ New Jersey	L, 1-2 3OT	1-4	Marshall	18,612

2004 PLAYOFF RESULTS

Eastern Conference Quarter-Final

Gm	Date	Opponent	Result	Series	GWG	Attendance
1	4/8	New York Islanders	W, 3-0	1-0	Roy	18,536
2	4/10	New York	L, 0-3	1-1	Niinimaa	19,982
3	4/12	@ New York	W, 3-0	2-1	Richards	16,234
4	4/14	@ New York	W, 3-0	3-1	St. Louis	16,234
5	4/16	New York	W, 3-2 OT	4-1	St. Louis	20,927

Eastern Conference Semifinal

Gm	Date	Opponent	Result	Series	GWG	Attendance
1	4/23	Montreal	W, 4-0	1-0	Fedotenko	18,904
2	4/25	Montreal	W, 3-1	2-0	Modin	19,435
3	4/27	@ Montreal	W, 4-3 OT	3-0	Richards	21,273
4	4/29	@ Montreal	W, 3-1	4-0	Richards	21,273

Eastern Conference Final

Gm	Date	Opponent	Result	Series	GWG	Attendance
1	5/8	Philadelphia	W, 3-1	1-0	Richards	21,425
2	5/10	Philadelphia	L, 1-5	1-1	Kapanen	21,314
3	5/13	@ Philadelphia	W, 4-1	2-1	Fedotenko	19,897
4	5/15	@ Philadelphia	L, 2-3	2-2	Primeau	19,872
5	5/18	Philadelphia	W, 4-2	3-2	Richards	21,517
6	5/20	@ Philadelphia	L, 4-5 OT	3-3	Gagne	19,910
7	5/22	Philadelphia	W, 2-1	4-3	Modin	22,117

Stanley Cup Final

Gm	Date	Opponent	Result	Series	GWG	Attendance
1	5/25	Calgary	L, 1-4	0-1	Iginla	21,674
2	5/27	Calgary	W, 4-1	1-1	Richards	22,222
3	5/29	@ Calgary	L, 0-3	1-2	Simon	19,221
4	5/31	@ Calgary	W, 1-0	2-2	Richards	19,221
5	6/3	Calgary	L, 2-3 OT	2-3	Saprykin	22,426
6	6/5	@ Calgary	W, 3-2 2OT	3-3	St. Louis	19,221
7	6/7	Calgary	W, 2-1	4-3	Fedotenko	22,717

2006 PLAYOFF RESULTS

Eastern Conference Quarter-Final

Gm	Date	Opponent	Result	Series	GWG	Attendance
1	4/21	@ Ottawa	L, 1-4	0-1	Spezza	19,660
2	4/23	@ Ottawa	W, 4-3	1-1	St. Louis	19,745
3	4/25	Ottawa	L, 4-8	1-2	Vermette	20,815
4	4/27	Ottawa	L, 2-5	1-3	Heatley	20,682
5	4/29	@ Ottawa	L, 2-3	1-4	Havlat	20,004

2007 PLAYOFF RESULTS

Eastern Conference Quarter-Final

Gm	Date	Opponent	Result	Series	GWG	Attendance
1	4/12	@ New Jersey	L, 3-5	0-1	Parise	14,495
2	4/14	@ New Jersey	W, 3-2	1-1	Lecavalier	18,231
3	4/16	vs. New Jersey	W, 3-2	2-1	Prospal	20,219
4	4/18	vs. New Jersey	L, 3-4 OT	2-2	Gomez	20,940
5	4/20	@ New Jersey	L, 0-3	2-3	Greene	18,096
6	4/22	vs. New Jersey	L, 2-3	2-4	Gionta	20,019

TEAM PLAYOFF RECORDS

GAME

MOST

Goals For, At Home
5 - April 21, 1996 (5-4 OT) vs. Philadelphia

Goals For, on Road
4 - April 15, 2003 (4-3 OT) at Washington
April 27, 2004 (4-3 OT) at Montreal
May 20, 2004 (4-5 OT) at Philadelphia
May 13, 2004 (4-1 W) at Philadelphia
April 23, 2006 (4-3 W) at Ottawa

Goals Against, at Home
8 – April 25, 2006 (4-8 L) vs. Ottawa

Goals Against, on Road
7 - April 16, 1996 (7-3 L) at Philadelphia

Goals by both teams
12 - April 25, 2006 (OTT 8, TB 4) vs. Ottawa

Points For, at Home
12 - April 21, 1996 (5G, 7A) vs. Philadelphia
April 28, 2003 (4G, 8A) vs. New Jersey
May 18, 2004 (4G, 8A) vs. Philadelphia
May 27, 2004 (4G, 8A) vs. Philadelphia

Points For, on Road
11 – May, 13, 2004 (4G, 7A) @ Philadelphia

Points Against, at Home
22 - April 25, 2006 (8G, 14A) vs. Philadelphia

Points Against, on Road
19 - April 16, 1996 (7G, 12A) vs. Philadelphia

Power Play Goals For, at Home
3 – May 18, 2004 vs. Philadelphia
April 25, 2006 vs. Ottawa

Power Play Goals For, on Road
2 - April 20, 2003 at Washington
May 15, 2004 at Philadelphia
June 5, 2004 at Calgary

Power Play Goals by both teams
6 – April 25, 2006 vs. Ottawa (TB 3, OTT 3)

Power Play Goals Against, at Home
3 - April 12, 2003 vs. Washington
April 25, 2006 vs. Ottawa

Power Play Goals Against, on Road
3 - April 15, 1996 at Philadelphia

Power Play Attempts For, at Home
11 – April 25, 2006 vs. Ottawa (3-11)

Power Play Attempts For, on Road
9 - April 25, 1996 at Philadelphia (0-9)
April 21, 2006 at Ottawa (1-9)

Power Play Attempts Against, at Home
7 - April 23, 1996 vs. Philadelphia (1-7)
May 10, 2004 vs. Philadelphia (1-7)
May 27, 2004 vs. Calgary (1-7)
April 18, 2007 vs. New Jersey (1-7)

Power Play Attempts Against, on Road
13 - April 25, 1996 at Philadelphia (3-13)

Shorthanded Goals For, at Home
1 - April 21, 1996 vs. Philadelphia

Shorthanded Goals For, on Road
1 – Accomplished eight times, most recently April 14, 2007 @ NJ (9:02, 1st)

Shorthanded Goals Against, at Home
1 – May 10, 2004 vs. Philadelphia (Kapanen)
May 25, 2004 vs. Calgary (Iginla)

Shorthanded Goals Against, on Road
1 – May 15, 2004 @ Philadelphia (Primeau)
April 21, 2006 @ Ottawa (Fisher)

Shots For, at Home
43 - April 12, 2003 vs. Washington

Shots For, on Road
46 - April 20, 2003 at Washington (3 OT)

Shots Against, at Home
42 - April 21, 1996 vs. Philadelphia

Shots Against, on Road
61 - April 20, 2003 at Washington (3 OT)

Shots by both teams
107 - April 20, 2003 at Washington (3 OT, WSH 61, TB 46)

Penalty Minutes For, at Home
79 – April 25, 2006 vs. Ottawa

Penalty Minutes For, on Road
79 - April 25, 1996 at Philadelphia

Penalty Minutes Against, at Home
60 – April 25, 2006 vs. Ottawa

Penalty Minutes Against, on Road
67 – May 27, 2004 @ Calgary

Penalty Minutes by both teams
139 - April 25, 1996 at Philadelphia (PHI 60, TB 79)
April 25, 2006 vs. Ottawa (OTT 60, TB 79)

FEWEST

Goals by both teams
1 – May 31, 2004 @ Calgary (TBL 1, CGY 0)

Points by both teams
3 – May 31, 2004 @ Calgary (1G, 2A)

Shots For, at Home
15 – June 7, 2004 vs. Calgary

Shots For, on Road
15 - April 24, 2003 at New Jersey

Shots Against, at Home
17 – June 7, 2004 vs. Calgary

Shots Against, on Road
14 – April 20, 2007 at New Jersey

Shots by both teams
32 – June 7, 2004 vs. Calgary

PERIOD

MOST

Goals For
3 - April 28, 2003 vs. New Jersey (1st period)
May 27, 2004 vs. Calgary (3rd period)
May 20, 2004 @ Philadelphia (2nd period)
April 25, 2006 vs. Ottawa (3rd period)

Goals Against
4 – April 21, 2006 @ Ottawa (3rd period)

Shots For, at H ome
18 – May 18, 2004 vs. Philadelphia (1st period)
May 22, 2004 vs. Philadelphia (2nd period)
April 25, 2006 vs. Ottawa (2nd period)

Shots For, on Road
16 – April 21, 2006 @ Ottawa (1st period)

Shots For in overtime
14 - April 20, 2003 at Washington (1st overtime)

Shots Against, at Home
18 - April 21, 1996 vs. Philadelphia (2nd period)

Shots Against, on Road
18 – April 14, 2007 @ New Jersey (2nd period)

Shots Against in overtime
14 - April 20, 2003 at Washington (2nd overtime)

FEWEST

Shots For, at Home
3 - April 18, 2003 vs. Washington (1st period)
June 3, 2003 vs. Calgary (2nd period)

Shots For, on Road
3 - April 16, 1996 at Philadelphia (1st period)
April 24, 2003 at New Jersey (2nd period)

Shots Against, at Home
3 – June 7, 2004 vs. Calgary (1st period)

Shots Against, on Road
2 – May 29, 2004 at Calgary 1st period)
April 23, 2006 at Ottawa (3rd period)
April 20, 2007 at New Jersey (3rd period)

Shots For in overtime
1 – April 16, 2004 vs. NY Islanders (1st Overtime)

Shots Against in overtime
0 - April 21, 1996 vs. Philadelphia (1st Overtime)
April 15, 2003 at Washington (1st Overtime)
April 20, 2003 at Washington (3rd Overtime)
April 27, 2004 at Montreal (1st Overtime)
June 5, 2004 at Calgary (2nd Overtime)

MISCELLANEOUS

Largest Margin of Victory, at Home
4 – April 23, 2004 vs. Montreal (4-0)

Largest Margin of Victory, on Road
3 – May 13, 2004 at Philadelphia (4-1)

Largest Margin of Defeat, at Home
5 - April 27, 1996 vs. Philadelphia (1-6)

Largest Margin of Defeat, on Road
4 - April 16, 1996 at Philadelphia (3-7)

FASTEST

Goal from start of Game, For
1:28 – Vincent Lecavalier, May 20, 2004 at Philadelphia

Goal from start of Game, Against
0:55 - Dale Hawerchuk, April 16, 1996 at Philadelphia

Goal from start of 2nd Period, For
0:24 – Brad Richards, May 18, 2004 vs. Philadelphia

Goal from start of 2nd Period, Against
0:39 - Pat Falloon, April 21, 1996 vs. Philadelphia

Goal from start of 3rd Period, For
0:20 – Paul Ranger, April 25, 2006 vs. Ottawa

Goal from start of 3rd Period, Against
0:36 – Keith Primeau, May 13, 2004 at Philadelphia

Goal from start of Overtime, For
1:05 – Brad Richards, April 27, 2004 at Montreal

Goal from start of Overtime, Against
2:09 - Jamie Langenbrunner, April 26, 2003 at New Jersey

2 Goals For
0:55 - April 23, 2006 at Ottawa (Boyle at 5:24 and St. Louis at 6:19 of 3rd Period)

2 Goals Against
0:31 - April 16, 1996 at Philadelphia (Otto at 5:56 and Klatt at 6:27 of 1st Period)

3 Goals For
3:07 – May 27, 2004 vs. Calgary (Richards 2:51 of third period, Boyle 4:00 of third, and St. Louis 5:58 of the 3rd period)

3 Goals Against
4:31 – April 21, 2006 (Havlat at 5:06, Spezza at 6:13 and Fisher at 9:37 of the 3rd period)

4 Goals For
24:28 – April 23, 2004 vs. Montreal (Fedotenko at 2:52 and Lecavalier at 16:43 of 2nd, and Lecavalier at 3:49 and Afanasenkov at 7:20 of the 3rd period)

4 Goals Against
13:52 - April 21, 2006 at Ottawa (Havlat at 5:06, Spezza at 6:13, Fisher at 9:37 and Alfredsson at 18:58 of 3rd period)

INDIVIDUAL PLAYOFF RECORDS

SKATERS

GAMES PLAYED

Most Games, Season
23 - Accomplished by several players

GOALS

Most Goals, Period
2 - Rob Zamuner, April 21, 1996 vs. Philadelphia (2nd period)
Martin St. Louis, April 15, 2003 at Washington (2nd period)
Brad Richards, May 18, 2004 vs. Philadelphia (2nd period)
Ruslan Fedotenko, May 20, 2004 at Philadelphia (2nd period)
Brad Richards, June 5, 2004 at Calgary (2nd period)
Paul Ranger, April 25, 2006 vs. Ottawa (3rd period)
Brad Richards, April 22, 2007 vs. New Jersey (2nd period)

Most Goals, Game
2 – Several – Last: Brad Richards, April 22, 2007 vs. New Jersey

Most Goals, Series
6 – Ruslan Fedotenko (2004 ECF vs. PHI)

Most Goals, Season
12 – Brad Richards (2004)
- Ruslan Fedotenko (2004)

Most Goals, Center, Series
5 – Vincent Lecavalier (2004 ECSF vs. MTL)
Vincent Lecavalier (2007 ECQF vs. NJ)

Most Goals, Center, Season
12 – Brad Richards (2004)

Most Goals, Left Wing, Series
6 – Ruslan Fedotenko (2004 ECF vs. PHI)

Most Goals, Left Wing, Season
12 – Ruslan Redotenko (2004)

Most Goals, Right Wing, Series
5 - Martin St. Louis (2003)

Most Goals, Right Wing, Season
9 - Martin St. Louis (2004)

Most Goals, Defenseman, Series
2 – Paul Ranger (2006 ECQF)

Most Goals, Defenseman, Season
2 – Dan Boyle (2004)
Paul Ranger (2006)

Most Power Play Goals, Series
4 – Ruslan Fedotenko (2004 ECF vs. PHI)

Most Power Play Goals, Season
7 – Brad Richards (2004)

Most Short-Handed Goals, Series
1 - John Cullen, Rob Zamuner vs. Philadelphia (1996 ECQF)
Martin St. Louis vs. Washington (2003 ECQF)
Martin St. Louis vs. New Jersey (2003 ECSF)
Martin St. Louis vs. New York Islanders (2004 ECQF)
Cory Stillman vs. Montreal (2004 ECSF)
Filip Kuba vs. NJ (2007 ECQF)

Most Short-Handed Goals, Season
2 - Martin St. Louis (2003)
Most Game Winning Goals, Series
3 - Martin St. Louis (2003)
Most Game Winning Goals, Season
7 – Brad Richards (2004)
Most Overtime Goals, Series
1 - Brian Bellows, Alex Selivanov (1996)
Martin St. Louis, Vincent Lecavalier (2003)
Martin St. Louis, Brad Richards (2004)
Most Overtime Goals, Season
2 – Martin St. Louis (2004)

ASSISTS
Most Assists, Period
2 – Several – Last: Filip Kuba, April 22, 2007 vs. New Jersey (2nd period)
Most Assists, Game
3 – Fredrik Modin, April 16, 2004 vs. New York Islanders
Martin St. Louis, April 23, 2004 vs. Montreal
Martin St. Louis, April 16, 2007 vs. New Jersey
Most Assists, Series
6 – Martin St. Louis (2004 ECSF vs. MTL, ECF vs. PHI)
Most Assists, Season
15 – Martin St. Louis (2004)
Most Assists, Center, Series
5 – Brad Richards (2004 SCF vs. CGY)
Brad Richards (2006 ECQF vs. OTT)
Brad Richards (2007 ECQF vs. NJ)
Most Assists, Center, Season
14 - Brad Richards (2004)
Most Assists, Left Wing, Series
5 – Fredrik Modin (2004 ECQF vs. NYI)
Dave Andreychuk (2004 ECF vs. PHI)
Most Assists, Left Wing, Season
13 – Dave Andreychuk (2004)
Most Assists, Right Wing, Series
6 - Martin St. Louis (2004 ECSF vs. MTL, ECF vs. PHI)
Most Assists, Right Wing, Season
15 - Martin St. Louis (2004)
Most Assists, Defenseman, Series
5 - Dan Boyle (2003 ECQF vs. WSH)
Most Assists, Defenseman, Season
8 - Dan Boyle (2004)

POINTS
Most Points, Period
2 – Several – Last: Brad Richards (2-0-2) and Filip Kuba (0-2-2), April 22, 2007, 2nd period
Most Points, Game
3 – Several – Last: Martin St. Louis, April 16, 2007 vs. New Jersey (0-3-3)
Most Points, Series
9 - Martin St. Louis (2003 ECQF vs. WSH, 5-4-9)
Brad Richards (2004 SCF vs. CGY, 4-5-9)
Most Points, Season
26 – Brad Richards (2004)
Most Points, Center, Series
9 – Brad Richards (2004 SCF vs. CGY, 4-5-9)
Most Points, Center, Season
26 – Brad Richards (2004, 12-14-26)
Most Points, Left Wing, Series
8 – Fredrik Modin (2004 ECQF vs. NYI, 3-5-8)
Most Points, Left Wing, Season
19 – Fredrik Modin (2004, 8-11-19)
Most Points, Right Wing, Series
9 - Martin St. Louis (2003 ECQF vs. WSH, 5-4-9)
Most Points, Right Wing, Season
24 - Martin St. Louis (2004, 9-15-24)
Most Points, Defenseman, Series
6 – Paul Ranger (2006 ECQF vs. OTT, 2-4-6)
Most Points, Defenseman, Season
10 - Dan Boyle (2004, 2-8-10)

SHOTS
Most Shots, Period
5 – Dan Boyle, April 18, 2007 vs. New Jersey (2nd Period)
Most Shots, Game
8 – Brad Richards, May 22, 2004 vs. Philadelphia
Brad Richards, April 12, 2007 at Calgary
Most Shots, Series
30 – Vincent Lecavalier, 2007 ECQF vs. NJ
Most Shots, Season
88 - Brad Richards (2004)

PENALTIES
Most Penalty Minutes, Period
24 – Chris Dingman, May 27, 2004 vs. Calgary (3rd Period)
Most Penalty Minutes, Game
24 – Chris Dingman, May 27, 2004 vs. Calgary
Most Penalty Minutes, Series
34 – Pavel Kubina (2004 ECF vs. PHI)
Most Penalty Minutes, Season
63 – Chris Dingman (2004)

PLUS/MINUS
Highest Plus/Minus Rating, Game
+3 – 10 times, most recently Paul Ranger, April 14, 2007 at New Jersey
Highest Plus/Minus Rating, Series
+6 - Martin St. Louis vs. Washington (2003 ECQF)
Fredrik Modin vs. New York Islanders (2004 ECQF)
Martin St. Louis vs. New Jersey (2007 ECQF)
Highest Plus/Minus Rating, Season
+7 – Dan Boyle (2004)
Fredrik Modin (2004)
Jassen Cullimore (2004)

GOALTENDERS
Most Games, Series
7 - Nikolai Khabibulin vs. Philadelphia (2004 ECF)
Nikolai Khabibulin vs. Calgary (2004 SCF)
Most Games, Season
23 - Nikolai Khabibulin (2004)
Most Minutes Played, Series
455 - Nikolai Khabibulin vs. Calgary (2004 SCF)
Most Minutes Played, Season
1401 - Nikolai Khabibulin (2004)
Most Consecutive Starts, Series
7 - Nikolai Khabibulin vs. Philadelphia (2004 ECF)
Nikolai Khabibulin vs. Calgary (2004 SCF)
Most Consecutive Starts, Season
23 - Nikolai Khabibulin (2004)
Most Wins, Series
4 – Accomplished several times, most recently Nikolai Khabibulin vs. Calgary (2004 SCF)
Most Wins, Season
16 - Nikolai Khabibulin (2004)
Longest Shutout Streak, Game
97:45 - John Grahame, May 2, 2003 at New Jersey (Goals at 13:27 of 1st Period and 11:12 of 3rd Overtime)

Longest Shutout Streak, Series
147:05 – Nikolai Khabibulin, April 10, 2004 – April 16, 2004 vs. New York Islanders
Longest Shutout Streak, Season
147:05 – Nikolai Khabibulin, April 10, 2004 – April 16, 2004 vs. New York Islanders (Goal at 3:36 of 3rd period 4/10 and goal at 10:41 of the 1st 4/16)
Lowest Goals Against Average, Series (minimum 60 minutes)
0.79 – Nikolai Khabibulin (2004 vs. NYI)
Lowest Goals Against Average, Season (minimum 240 minutes)
1.71 - Nikolai Khabibulin (2004)
Most Goals Against, one Period
3 - Occurred several times, last: John Grahame, April 27, 2006 vs. Ottawa (2nd Period)
Most Goals Against, Game
5 - Daren Puppa April 27, 1996 vs. Philadelphia
Nikolai Khabibulin, April 12, 2003 vs. Washington
Nikolai Khabibulin, May 20, 2004 at Philadelphia
John Grahame, April 25, 2006 vs. Ottawa
Johan Holmqvist, April 12, 2007 at New Jersey
Most Goals Against, Series
18 – Johan Holmqvist, 2007 ECQF vs. New Jersey
Most Goals Against, Season
40 - Nikolai Khabibulin (2004)
Most Shots Against, Period
18 - Jeff Reese, April 21, 1996 vs. Philadelphia (2nd period)
Johan Holmqvist, April 14, 2007 at New Jersey (2nd period)
Most Shots Against, Game
61 - Nikolai Khabibulin, April 20, 2003 at Washington
Most Shots Against, Series
179 - Nikolai Khabibulin vs. Philadelphia (2004 ECF)
Most Shots Against, Season
598 - Nikolai Khabibulin (2004)
Most Saves, Period
17 - Jeff Reese, April 21, 1996 vs. Philadelphia
Johan Holmqvist, April 14, 2007 at New Jersey
Most Saves, Game
60 - Nikolai Khabibulin, April 20, 2003 at Washington
Most Saves, Series
164 - Nikolai Khabibulin vs. Washington (2003)
Most Saves, Season
558 - Nikolai Khabibulin (2004)
Highest Save Percentage, Series (minimum 60 minutes)
.972 – Nikolai Khabibulin vs. New York Islanders (2004 ECQF)
Highest Save Percentage, Season (minimum 240 minutes)
.933 - Nikolai Khabibulin (2004)

MISCELLANEOUS INFO

2009-10

LIGHTNING IN THE COMMUNITY

Fan Development Programs

In a continuing effort to reach out to the community and spread the growth of hockey in the Tampa Bay area, the Lightning has created several fan development and youth hockey programs. These programs include the year-round hockey camps, the Tampa Bay Lightning Sled Hockey Team, the Lightning Elite travel team, Brighthouse Networks Mite Intermissions, youth hockey fundraising, coaches' clinics, the Lightning diversity program, Street Lightning, high school hockey, girls youth hockey, roller hockey, Hockey 'N Heels and the Lightning Player Ticket Program to name a few. Many of these programs are free of charge or may be used as fundraising opportunities for local nonprofit organizations, youth groups and educational programs. These programs reach more than 100,000 children of all ages through hundreds of events each year.

If you are interested in learning more about these programs, please contact the Lightning Fan Development Department at 813.301.6769.

The Lightning Foundation

The Lightning Foundation is dedicated to the support of local organizations that enrich and enhance the lives of those living throughout the Tampa Bay community. In gratitude for the support and passion of our community, the Foundation focuses its unique resources to advance amateur hockey and educational enrichment opportunities for children, along with medical research and treatment for those in need. Our goal is to make Tampa Bay a better place to live, work and play!

The Lightning Foundation and the Tampa Bay Lightning donated $863,000.00 in monetary and in-kind support to the Tampa Bay community last year and touched more than 815 charitable organizations. In addition, the Foundation's Community Grant program donated more than $82,000 to 17 worthy organizations including two scholarships through the Dave Andreychuk Scholarship Program at the conclusion of the 2008-2009 season. The Foundation and Tampa Bay Lightning Community Relations Departments provide autographed Lightning merchandise for charitable auctions and organize major fundraising events throughout the year.

In the past year, these events included, The Champions Dinner, an interactive dinner party with our players, coaches and owners to benefit H. Lee Moffitt Cancer Center & Research Institute and the Lightning Foundation, Reindeer Run and Holiday Festival, featuring a 5K , 1 mile and kids race, along with a holiday festival with food, entertainment, games and art activities to benefit Epilepsy Charities and the Lightning Foundation, presented by University Community Health; Hockey and Hearts, a Valentine luncheon fundraiser to benefit Pepin Heart Hospital and Dr. Kiran C. Patel Research Institute; Glitz and Sticks, a Celebrity Casino Evening to benefit Tampa General Hospital Foundation and the Lightning Foundation, presented by DexImaging; and the Pink Hat Project benefiting breast cancer research at H. Lee Moffitt Cancer Center & Research Institute.

Sled Hockey

The Lightning Foundation continues to provide a unique sled hockey program and exceptional experiences to individuals of a special caliber. Giving a child, or any disabled athlete, the opportunity to accomplish something they never thought possible is one of the most rewarding results for the Sled Hockey program and all of those involved.

The Tampa Bay Lightning Hockey Club is the first team in the NHL to sponsor and coordinate a Sled Hockey Team. C&E Information Services, along with the Lightning Foundation, funds the program to field a competitive team. Instead of standing on skates, players sit in specifically designed sleds. These sleds sit on top of two hockey skate blades, and there are two sticks for each player instead of one. The first three years of the sled hockey team have been a tremendous success! Participants and spectators alike can't wait for the excitement to begin again this season.

Educational Programs

The Tampa Bay Lightning and the Lightning Foundation have a number of enriching educational programs for the children in the Tampa Bay community. The Lightning mascot, ThunderBug, is always on a community power play attending various charitable events, hospitals, company functions, youth centers and local schools. The Lightning also reaches children in grades K-12 with several thriving education programs:

"Fit Families for Life," sponsored by Blue Cross and Blue Shield of Florida, provides students and their families the opportunity to learn and apply information about exercise and nutrition that will empower them to be "Fit for Life." This program will begin its third year at Academy Prep Center of Tampa.

"Score with Reading" and "Report Like the Pros", presented by Dave Mishkin, teaches students the importance of reading as well as focusing on opportunities in media, journalism and broadcasting respectively.

"Hockey by the Numbers," sponsored by Suncoast Schools Federal Credit Union and facilitated by Rick Peckham, bridges hockey with math concepts for easy learning to local fifth graders.

"Art on Ice," sponsored by Metro PCS, gave children and families the chance to get creative while enjoying a Tampa Bay Lightning game. Everyone was invited for arts and crafts, free of charge.

Special game nights that support specific charities include, YMCA Night, Childhood Cancer Awareness Night, Pink-Out Night, Thanksgiving food drive benefiting Metropolitan Ministries, Go Green Night, Steve Yerrid's Tampa Bay Fights Cancer Night, Education Nights sponsored by Suncoast Schools Federal Credit Union, Christmas toy drive to benefit Toys for Tots, Player Foundation Night's, Tobacco Free Florida Night sponsored by SunSports and Florida Blue Cup Night, sponsored by Blue Cross and Blue Shield.

Additionally, Lightning staff participate in a High School Career Day and the Great American Teach-In. The Great American Teach-In offers staff the opportunity to be a guest speaker at local schools educating students on job descriptions as well as what it takes to work in the industry.

These programs are designed to help make learning fun and ensure all Tampa Bay area students obtain a quality education leading to a bright future.

Community Relations

The Tampa Bay Lightning organization understands the vital role it plays in the community and the responsibilities that are attached to being the premier sports team in the Tampa Bay area. Despite their hectic schedules on the ice, Lightning players recognize the importance of being active in the community. In addition to team initiatives, players participate in community programs, all aimed at assisting Bay Area children and families. Our main objective is to provide support to the community in as many ways as possible. In addition to charity fundraisers, the Lightning helps local organizations raise money with in-kind donations such as autographed memorabilia and game tickets. Player appearances help the team stay connected to those in the community as well as showing they care.

Player Involvement and the Family Association in the Community

Lightning players, coaches and their wives play an important role in giving back to the Tampa Bay community. Despite their busy schedules, players and wives participate in Lightning fundraisers, public community appearances, school appearances and hospital visits. Tampa Bay Lightning players also purchase game tickets through the Bolt Cares Charity Ticket Program, which are donated back to local charities and youth hockey organizations of the players' choice. In addition, several Lightning players have their own community programs and foundations. The Vincent Lecavalier Foundation directs its effort to benefit the Vincent Lecavalier Pediatric Cancer and Blood Disorders Center at All Children's Hospital . Kids are Heroes with Paul Ranger and Kane's 4 Kids with Vincent Lecavalier both have worked with local children's hospitals. Wives have volunteered in the past for the Child Life Room at Tampa General Hospital and continue to raise money for the hospital's Children's Medical Center Pediatric Intensive Care Unit. The players, coaches and their families will again host a special holiday party this year for children fighting cancer, serve meals and provide support for the Ronald McDonald House and hold toy and food drives in conjunction with the Marine Corps Reserve Toys for Tots and Metropolitan Ministries.

St. Pete Times Forum and Tampa Bay Lightning Staff in the Community

This season the staff has made a commitment to the Tampa Bay community through our Together We Will campaign. As a unified staff our mission is to make an impact in the community we call home. This summer we have tackled the environment by initiating a river clean-up event and will spend time at a local organization that assists the homeless.

For information on any of the above programs, please contact the Lightning Foundation at 813.301.6764.

2009-10 National Hockey League Directory

New York
1185 Avenue of the Americas
New York, NY 10036,
212-789-2000
Fax: 212-789- 2020,
Communications Fax: 212-789-2080

Montréal
1800 McGill College Avenue, Suite 2600
Montréal, Québec, H3A 3J6
514-841-9220, Fax: 514-841-1070

Toronto
50 Bay Street, 11th Floor
Toronto, Ontario, M5J 2X8
416-359-7900, 416-359-7900
Communications Fax: 416-981-2769

Executive

Commissioner ..... Gary B. Bettman
Deputy Commissioner ..... William Daly
Chief Operating Officer ..... John Collins
Senior Executive Vice President of Hockey Operations ..... Colin Campbell

Communications

Senior Vice President, Public Relations & Media (Toronto) ..... Gary Meagher
Senior Vice President, Corporate Communications ..... Bernadette Mansur
Group Vice President, Public Relations ..... Frank Brown
Vice President, Public Relations & Player Development ..... Jamey Horan
Statistician and Information Officer (Toronto) ..... Benny Ercolani
Senior Director, News Services ..... Greg Inglis
Director, Media Relations ..... John Dellapina
Director, Public Relations (Toronto) ..... Julie Young
Senior Publicist, Corporate Communications ..... Kerry McGovern
Senior Manager, Public Relations (Toronto) ..... David Keon
Manager, Public Relations ..... Schuyler Baehman
Manager, Public Relations (Toronto) ..... Jennifer Raimondi
Assistant, Public Relations ..... Celeste Velasco

2009-10 NHL ON-ICE OFFICIALS

REFEREES

Name	Sweater #
AUGER, Stephane	15
*BANFIELD, David	44
*CHARRON, Frances	46
*CIAMAGA, Chris	41
DEVORSKI, Paul	10
DWYER, Gord	19
FRASER, Kerry	2
FURLATT, Eric	27
HASENFRATZ, Mike	30
*HEBERT, Ghislain	49
JACKSON, Dave	8
JOANNETTE, Marc	25
KIMMERLY, Greg	18
KOWAL, Tom	32
KOZARI, Steve	40
*L'ECUYER, Frederick	48
LARUE, Dennis	14
LEE, Chris	28
LEGGO, Mike	3
MAROUELLI, Dan	6
MARTELL, Rob	26
MCCAULEY, Wes	4
McCREARY, Bill	7
MEIER, Brad	34
MORTON, Dean	36
O'HALLORAN, Dan	13
O'ROURKE, Dan	9
PEEL, Tim	20
POCHMARA, Brian	43
POLLOCK, Kevin	33
*REHMAN, Kyle	37
ROONEY, Chris	5
ST. LAURENT, Francois	38
ST. PIERRE, Justin	45
SUTHERLAND, Kelly	11
VAN MASSENHOVEN, Don	21
WALKOM, Stephen	24
WALSH, Ian	29
WATSON, Brad	23

LINESMEN

Name	Sweater #
AMELL, Derek	75
BARTON, Steve	59
BRISEBOIS, David	96
CAMERON, Lonnie	74
CHAMPOUX, Pierre	67
CHERREY, Scott	50
CORMIER, Michel	76
CVIK, Mike	88
DEVORSKI, Greg	54
DRISCOLL, Scott	68
GALLOWAY, Ryan	82
GIBBS, Darren	66
HENDERSON, Don	91
HEYER, Shane	55
KOVACHIK, Brad	71
LAZAROWICH, Brad	86
MACH, Brian	78
McELMAN, Andy	90
MILLER, Steve	89
MORIN, Jean	97
MURPHY, Brian	93
MURRAY, Jonny	95
NANSEN, Derek	70
NELSON, Thor	80
NOWAK, Tim	77
*PANCICH, Bryan	94
PARÉ, Mark	79
RACICOT, Pierre	65
RODY, Vaughan	73
SCHACHTE, Dan	52
SEITZ, Lyle	61
SERICOLO, Anthony	84
SHARRERS, Jay	57
SHEWCHYK, Mark	92
WHELER, Mark	56

* minor league official

MEDIA REGULATIONS & POLICES

PARKING
Limited parking passes are available on a season basis upon request to the public relations office. Media members can be added to the parking list on a single-game basis, but parking spaces are limited. Requests must be made when requesting game credentials.

Requests to park local news television trucks in the compound must be made at least 24 hours in advance. One truck per outlet will be permitted access to the compound starting approximately three hours prior to the game. Trucks may be relocated to the grass lot due to space limitations.

MEDIA CREDENTIALS
Media credentials will be issued only for working members of the media. Season credentials will be issued to those assigned to cover the Lightning regularly, and single game credentials must be requested via email or fax on company letterhead at least 24 hours in advance. Only previously approved media may pick up game-night credentials at media will call. Media will call is located at the employee/guest entrance on the southeast side of the St. Pete Times Forum (Gate D). It opens 2-1/2 hours before Lightning games (5:00 p.m. for a 7:30 p.m. start). All media must enter through Gate D.

MEDIA LOUNGE
The media lounge is located on Level 1 (Event Level) on the south side of the building. Meal and beverage service is available for a donation and begins two hours before face-off and ends five minutes after the start of each game. Only individuals with credentials will be allowed access to the media lounge.

MEDIA WORK ROOM
The media work room is located on Level 1 (Event Level) on the south side of the building next to the media lounge. It is open and available for use by working media before, during and after games. Long distance calls must be made on a credit card or collect basis. Wireless internet is available at no cost.

PRESS BOX ACCESS
To access the press box, take the elevator located on Level 1 (Event Level) on the east side of the St. Pete Times Forum. The elevator will be available at the Press Box (Level 7) at the end of each game for immediate access to the locker rooms.

TOM McEWEN PRESS BOX
The Tom McEwen Press Box is located on Level 7 on the east side of building. Booths will be assigned to radio, television, coaching staffs and off-ice officials. Media will be assigned to seats, which will be posted for each game in the press box and media work room. Please sit in your assigned seat, or see a Lightning public relations representative if you have not been assigned one.

PRESS BOX SERVICES
Telephones and internet access (wireless is available at no charge) are provided for use by media throughout the press box. Long distance calls must be made on a credit card or collect basis. Electrical outlets are located at the base of the wall in front of each seat.

Television monitors have been positioned above the seating area. If you wish to review a play, see a Lightning public relations representative. Plays can be reviewed in the off-ice official booth at the end of a period or at the end of the game.

Game summary sheets will be distributed between periods and following the end of the game in the press box, locker room and working media room. Out of town scores will be posted once during each period and at the conclusion of each period. Goals, penalties and notes of interest will be announced over the press box PA. Attendance will be announced during the third period. Quote sheets including both coaches and 1-2 players for each team will be distributed as quickly as possible to the working media room and press box following each game.

Beverages and snacks will be available in the press box during each game.

PHOTO
Scott Audette, Lightning team photographer, will assign photo locations. Please be sure to see Scott prior to each game for assigned photo locations, and all photographers must only shoot from assigned photo areas. It is imperative that all photographers be courteous to spectators and especially cognizant not to obstruct the view of paying spectators.

The photo room is located on Level 1 (Event Level) and available for still photographers. The room is equipped with phone lines, televisions and power. Contact Scott Audette regarding photo room usage.

PHOTO LOCATIONS
Locations will be assigned by Scott Audette. Please be sure to see Scott prior to each game specifically for ice level photo locations. It is also possible to shoot from elevated positions throughout the St. Pete Times Forum. As a reminder, it is imperative that all photographers be courteous to spectators and be especially cognizant not to obstruct the view of paying spectators.

Following are designated ice-level camera locations for rights-holder cameras:
Between player benches (when available)
Zamboni entrance

Section 109, Row A, Seats 1, 2
Section 112, Row A, Seat 1
Section 123, Row A, Seat 7

Designated camera locations for still photographers:
Between player benches (when available)
Zamboni entrance

Section 103, Row A, Seat 13
Section 124, Row A, Seat 3
Section 128, Row A, Seats 1,2

LIVE SHOTS
There are several live shot locations in the St. Pete Times Forum. Please see a member of the public relations staff prior to the game for an assigned location. If you are assigned a location in a seating area, setup must be complete at least one hour prior to the start of the game, as ticket holders will occupy this area. Requests for a live interview must be submitted 24 hours in advance.

GAME FOOTAGE
Local TV stations are reminded that you are not permitted to shoot game action if the game is televised locally, nationally or back to visiting market. Local stations will be permitted to shoot game highlights if there is no television coverage. Contact Lightning public relations prior to a non-televised game for an assigned location.

LOCKER ROOM ACCESS
Access to the locker room corridor will be strictly enforced to only allow credential-holders into this area. Also, please be advised that no media or broadcasters are ever allowed in the coaches' offices unless escorted by a member of the public relations department.

The Lightning locker room is closed to all media and broadcasters prior to games; however, a member of the Lightning public relations staff will be available in the locker room hallway prior to games to bring out requested players for interviews until 90 minutes before the opening face-off.

The Lightning locker room will open within 10 minutes after the conclusion of games. Coach Barry Melrose will meet with the media approximately 10 minutes after the locker room has been opened in the post game conference room located in the locker room hallway.

After practices and game-day skates, the locker room will be open shortly after the first group of players leaves the ice. The locker room will NEVER be open prior to a practice or a game-day skate.

Tentative practice schedule for 2009-10:

- All practices will be scheduled at 11 p.m. and are subject to change.
- Game-day skates will be at 10:30 a.m. for 7 and 7:30 p.m. games.

All times subject to change. Each day's exact practice schedule will be available by calling 813.301.6871.
Please be advised that all locker room policies also pertain to the Lightning's practice facility in Brandon.

INJURY REPORTS
A member of the public relations staff will provide in-game injury reports as quickly as they are available from the Lightning medical staff. No media will be permitted in the locker room area while play is in progress and should not approach medical personnel during the course of a game. The Lightning will also provide an injury report approximately 20 minutes after the conclusion of each game and again the following day.

MEDIA REGULATIONS & POLICES ...continued

TRAVELING MEDIA
Please be advised that all locker room policies for games and practices will also be enforced on the road. The team bus will depart the arena no later than one hour after the conclusion of a game, and media or broadcasters traveling with the team may not conduct interviews with players or coaches on buses or team charters.

GUESTS
Guests will not be permitted in the St. Pete Times Forum without prior approval by the Lightning public relations department. Media caught bringing guests into the St. Pete Times Forum without prior approval will have their credentials revoked.

AUTOGRAPHS
No credential-holders are permitted to ask players or coaches for autographs before, during or after games. Violators of this policy will immediately have their credentials revoked.

TRANSFER OF CREDENTIALS
Transfer of credentials is strictly prohibited. Violators will forfeit credentials for the remainder of the season. If you encounter a problem or have questions, please ask a member of the Lightning public relations staff. Be assured we will do everything possible to satisfy your request or answer your questions.

TRAVELING MEDIA
Erik Erlendsson, The Tampa Tribune
Damian Cristodero, St. Petersburg Times

OFFICIAL'S TERMS

ALTERCATION - Physical incident between at least two players resulting in either one penalty or numerous penalties.

BOARDING - Checking an opponent into the boards from behind.

BUTT ENDING - Jabbing, or attempting to jab, an opponent with the shaft of the stick.

CHARGING - Taking more than three skating strides prior to checking an opponent.

CHECKING FROM BEHIND - Skating up behind an opponent and checking him from behind.

CROSS-CHECKING - Hitting an opponent with both hands on the stick and no part of the stick on the ice.

DELAYED OFFSIDES - When defensive team regains puck after attacking player precedes puck into offensive zone, it can move puck out of the zone without contact or an attempt to delay the play from offensive players.

DELAYING THE GAME - When player purposely knocks, shoots or throws puck into benches or stands - or pushes net off moorings -- in attempt to delay the game.

ELBOWING - Striking opponent with elbow in attempt to impede or disrupt.

FIGHTING - When players throw punches with closed fists.

GAME MISCONDUCT - When a player gets thrown out of a game.

GOALTENDERS' PENALTIES - A goaltender shall not be sent to the penalty box for an infraction, but instead the minor penalty shall be served by another member of his team who was on the ice when the infraction was committed.

HAND PASS - Players can't close their hands on the puck, pick it up from the ice or throw it.

HEAD BUTT - Hitting an opponent with head, or going in head first on a body check.

HIGH-STICKING - Striking your opponent while carrying the stick above shoulder level.

HOLDING - Player grabs an opponent or opponent's equipment to impede progress.

HOOKING - Using blade of stick to pull or tug at opponent.

INTERFERENCE - Illegal body contact with an opponent who is not in possession of the puck, or knocking an opponent's fallen stick out of his reach.

KNEEING - Hitting opponent with knee.

MAJOR PENALTIES - Any player, except the goaltender, shall be ruled off the ice for five minutes during which time no substitute shall be permitted. The player who is serving the five minute major must stay in the penalty box for the full five, regardless if a goal is scored upon the "shorthanded" team.

MATCH PENALTY - Any player, including the goaltender, will be ejected immediately for deliberately injuring another player. A teammate must serve a five minute major for the ejected player. Players are also subject to a monetary fine from the NHL for the infraction.

MINOR PENALTIES - Any player, other than a goaltender, shall be ruled off the ice for two minutes during which time no substitute shall be permitted. If the shorthanded team is scored upon before the two minutes elapse, the player in the penalty box is automatically released.

MISCONDUCT PENALTY - Any player, other than the goaltender, shall be ruled off the ice for a period of ten minutes. A substitute player is permitted to immediately replace a player serving a misconduct penalty. A player whose misconduct penalty has expired shall remain in the penalty box until the next stoppage of play.

OFFSIDES - The blue lines carve the ice into three zones-one for each team with a neutral zone sandwiched in between. No member of an attacking team can cross the blue line and enter the opposing team's zone until the puck does. If any attacking player crosses the line before the

puck, that's offsides, and the official blows the whistle and the puck comes back out to center ice for a face-off. Once the defensive team has successfully cleared puck back across the blue line and into the neutral zone, everyone from the attacking team also has to clear the offensive zone and begin the attacking process all over again.

PENALTY SHOT - Offensive player awarded penalty shot if illegally checked or impeded on breakaway. Puck placed at center ice and player moves in one-on-one on goaltender for a shot.

SLASHING - Hitting an opposing player with the stick or swinging the stick at an opposing player.

SPEARING - Stabbing an opponent with the point of the stick blade while the stick is being carried in one or both hands.

TIME OUT - Stop in play.

TRIPPING - Player uses stick, arm or leg to knock over an opponent.

WASH-OUT - Officials signal for no penalty, goal, icing, offsides or high-sticking on play.

HOCKEY OPERATIONS

Order of Selection for 2010 Entry Draft

The NHL's annual Draft Drawing is a weighted lottery system to determine the order of selection for the first 14 picks of the 2010 Entry Draft.

The 14 teams that did not qualify for the Stanley Cup Playoffs, or clubs that acquired those clubs' 2010 first-round draft picks, participate in the Drawing.

The Club selected in the drawing may not move up more than four positions in the draft order, thus only the five Clubs with the fewest regular-season points have the opportunity to receive the first overall selection.

No Club can move down more than one position as a result of the Draft Drawing.

In the first round of the 2010 Entry Draft, the order of selection is as follows:

a) The first 14 selections, as determined by the Draft Drawing (see above);
b) Clubs eliminated in the first two rounds of the 2010 Stanley Cup Playoffs, regular-season division winners excluded, in inverse order of points;
c) Regular-season division winning clubs eliminated in the first two rounds of the 2010 Stanley Cup Playoffs, in inverse order of points;
d) Clubs eliminated in the 2010 Conference Finals, in inverse order of points;
e) Stanley Cup finalist
f) Stanley Cup champion

In the second and subsequent rounds the order of selection is as follows:

a) Non-playoff clubs in inverse order of points;
b) Clubs eliminated in the first two rounds of the 2010 Stanley Cup Playoffs, regular-season division winners excluded, in inverse order of points;
c) Regular-season division winning clubs eliminated in the first two rounds of the 2010 Stanley Cup Playoffs, in inverse order of points;
d) Clubs eliminated in the 2010 Conference Finals, in inverse order of points;
e) Stanley Cup finalist
f) Stanley Cup champion

Eligibility for Claim

a) All Players age 18 or older are eligible for claim in the Entry Draft, except:

i. a Player on the Reserve List of a Club, other than as a try-out;
ii. a Player who has been claimed in two prior Entry Drafts;
iii. a Player who previously played in the League and became a Free Agent pursuant to this Agreement;
iv. a Player age 21 or older who: (A) has not been selected in a previous Entry Draft and (B) played hockey for at least one season in North America when he was age 18, 19, or 20 and shall be eligible to enter the League as an Unrestricted Free Agent pursuant to Article 10.1(d); and 18
v. a Player age 22 or older who has not been selected in a previous Entry Draft and shall be eligible to enter the League as an Unrestricted Free Agent pursuant to Article 10.1(d).

Unsigned Draft Choices

a) A player aged 18 or 19 who was selected in the first three rounds of the Entry Draft and who was not signed by his NHL Club may not be retained by the Club and must be returned to his junior Club no later than the day prior to the opening of the NHL regular season.

b) A player aged 18 or 19 who was selected in the fourth or subsequent rounds who has not been signed by his NHL Club may not be retained by his Club and must be returned to his junior Club no later than the fourth day prior to the opening of the NHL regular season.

Entry Level Players

1. Players 18 through 21 years of age when signing their first contract must remain in the entry-level system for a period of three years; players age 22 and 23 when signing their first contract are in the entry level system for two years; while those age 24 when signing their first contract are in the entry level system for one year. Age is defined as the player's age on September 15 of the calendar year in which he signs the contract, regardless of his actual age on the date he signs such contract.

2. In the event that a signed 18 or 19-year-old player does not play a minimum of 10 NHL games (regular season and/or playoffs) in his first season under contract, the term of his player contract and his number of years in the entry level system will be extended for a period of one year. The exception to this is a 19-year-old player who turns 20 years of age between September 16 and December 31 in his first contract year.

3. In the event that a player signs his first contract at age 18 and has had his Player Contract extended for one season already, and such player does not play at least 10 NHL games (regular season and/or playoffs) in the second season under that player's Player Contract, then the term of his Player Contract and his number of years in the Entry Level System shall be extended for one additional year.

23-Man Roster

There may be a maximum of 23 players on each Club's playing roster at any one time from the commencement of the NHL regular season through the trade deadline. Prior to the start of the season, each Club must submit to the NHL its "Opening Day Playing Roster" which shall be comprised of not more than 23 players. Each Club must have a roster of at least 20 players, composed of 18 skaters and two goaltenders. Players on Injured Reserve do not count in the 23-Man Roster limit.

Injured Reserve List

In the event that a player is injured and a Club wishes to place him on the Injured Reserve List, the Club must follow these procedures.

1. A Club may place a player on the injured reserve list if such player is injured, disabled or ill and unable to perform his duties as a hockey player after having passed the Club's initial physical examination in that season.

2. A player who has an injury that renders him physically unable to play for a minimum of seven days after that date of the injury can be placed on the Club's Injured Reserve List. Once a player is placed on the injured reserve, the Club may replace said player on its NHL roster with another player. All determinations that a player has suffered an injury warranting injured reserve status must be made by the Club's medical staff and in accordance with the Club's medical standards.

3. A player placed on Injured Reserve is ineligible to compete in NHL games for a period of not less than seven days from the date of injury.

4. Players on Injured Reserve may attend Club meetings and meals, travel with the Club and participate in practice sessions.

5. Players on Injured Reserve are prohibited from appearing in games, participating in pre-game warm-ups with their Clubs, or dressing in game uniforms on game days.

Regular Season Waivers

For purposes of Regular Waivers and Re-Entry Waivers, the five (5) year exemption for an 18 year old skater and the four (4) year exemption for a 19 year old skater shall both be reduced to three (3) years commencing the first season that the 18 or 19 year old skater plays in eleven (11) NHL Games or more. The next two (2) seasons, regardless of whether the skater plays any NHL Games in either season, shall count as the second and third years toward satisfying the exemption. For purposes of Regular Waivers and Re-Entry Waivers, the six (6) year exemption for an 18 year old goalie and the five (5) year exemption for a 19 year old goalie shall both be reduced to four (4) years commencing the first season that the 18 or 19 year old goalie plays in eleven (11) NHL Games or more. The next three (3) seasons, regardless of whether the goalie plays any NHL Games in any of those three (3) seasons, shall count as the next three (3) years toward satisfying the exemption.

The first season in which a Player who is age 20 or older plays in one (1) or more Professional Games shall constitute the first year for calculating the number of years he is exempt from Regular Waivers and Re-Entry Waivers.

A Player 25 years old or older who plays in one (1) or more Professional Games in any season shall be exempt from Regular Waivers and Re-Entry Waivers for the remainder of that season.

HOCKEY OPERATIONS ...continued

Tie-Breaking Procedures

At the conclusion of the regular season, the standing of the teams in each Conference shall be determined in accordance with the following priorities in the order listed:

a) First place in each of the three (3) divisions seeded 1, 2, and 3.
b) The higher number of points earned by the Club.
c) The greater number of games won by the Club.
d) The higher number of points earned in games against each other among two (2) or more Clubs having equal standing under priority (b) and (c) **
e) The greater differential between goals scored for and against by Clubs having equal standing under priority (d).

** **NOTE**: For the purpose of determining standing under priority (d) for two or more tied Clubs that have not played an even number of games with one or more of the other tied Clubs, the first game played in the city that has the extra game (the "odd game") shall not be included. When more than two Clubs are tied, the percentage of available points earned in games among each other (and not including any "odd games") shall be used to determine standing.

Hockey Operations Critical Dates

Sept. 27
18 and 19 year old unsigned draft choices claimed in fourth or subsequent rounds of the NHL Entry Draft and unclaimed unsigned players must be returned to their Junior clubs

Sept. 30
Opening Day Playing Rosters set (3:00 p.m. ET)

Sept. 30
18 and 19 year old unsigned draft choices claimed in the first three (3) rounds of the NHL Entry Draft must be returned to their Junior clubs

Dec. 1
Signing deadline for Group 2 free agents (5:00 p.m. ET)

Dec. 19-27
Holiday Roster Freeze in effect. For all players on an NHL active roster, injured reserve, or players with non-roster and injured non-roster status as of midnight, local time, December 19, a roster freeze shall apply through midnight local time December 27, with respect to waivers, trades and loans, subject to the exceptions provided for in CBA Article 16.10.

Dec. 24-25
No scheduled practices - dressing rooms closed

Feb. 15-23
Olympic Break - No scheduled practices or mandatory team events – dressing rooms closed

March 3
Trade deadline (3:00 p.m. ET)

June 1
Deadline for making Bona Fide Offers to prior year's NHL Entry Draft picks (5:00 p.m. ET)

TBA
Deadline for first club-elected salary arbitration (later of June 15 or 48 hours after the conclusion of the Stanley Cup Final, 5:00 p.m. ET)

July 1
Free Agency period begins

July 5
Deadline for player-elected salary arbitration (5:00 p.m. ET)

July 6
Deadline for club-elected salary arbitration (5:00 p.m. ET)

July 15
Qualifying offers expire automatically (5:00 pm. ET)

July 20 – Aug.4
Salary arbitration hearings held

Aug. 6
Deadline for salary arbitration decisions to be rendered

MEDICAL GLOSSARY Information courtesy of the Philadelphia Flyers.

Abduction: Movement of a joint away from the center of the body.

AC Joint (Acromioclavicular joint): Joint of the shoulder where acromion process of the shoulder blade and the distal end of the collarbone meet; most shoulder separations occur at this point.

Adduction: Movement of a joint toward the center of the body.

Adhesion: Abnormal adherence of collagen fibers to surrounding structures during immobilization following trauma or as a complication of surgery which restricts normal elasticity of the structures involved; or scar tissue which forms after trauma or surgery which can restrict normal motion.

Aerobic: Exercise in which energy needed is supplied by oxygen inspired and is required for sustained periods of vigorous exercise with a continually high pulse rate.

Anabolic Steroids: Steroids that promote tissue growth by creating protein in an attempt to enhance muscle growth. The main anabolic steroid is testosterone (male sex hormone).

Anaerobic: Exercise without the use of oxygen as an energy source; short bursts of vigorous exercise.

Anterior Cruciate Ligament (ACL): A primary stabilizing ligament within the center of the knee joint that prevents hyperextension and excessive rotation of the joint. A complete tear of the ACL necessitating reconstruction could require up to 12 months of rehabilitation.

Anti Inflammatory: Any agent which prevents inflammation, such as aspirin or ibuprofen.

Arteriogram: A film demonstrating arteries after injection of a dye.

Arthrogram: X ray technique for joints using air and/or dye injected into the affected area; useful in diagnosing meniscus tears of the knee and rotator cuff tears of the shoulder.

Arthroscope: An instrument used to visualize the interior of a joint cavity.

Arthroscopy: A surgical examination of the internal structures of a joint by means of observation through an arthroscope. An arthroscopic procedure can be used to remove or repair damaged tissue or as a diagnostic procedure in order to inspect the extent of any damage or confirm a diagnosis.

Atrophy: To shrivel or shrink from disuse; as in muscular atrophy.

Baker's Cyst: Localized swelling of a bursa sac in the back of the knee as a result of fluid that has escaped from the knee capsule. A Baker's cyst indicates that there is a trauma inside the knee joint that leads to excessive fluid production.

Bone Scan: An imaging procedure in which a radioactive labeled substance is injected into the body to determine the status of a bone injury. If the radioactive substance is taken up by the bone at the injury site, the injury will show as a 'hot spot' on the scan image. The bone scan is particularly useful in the diagnosis of stress fractures.

Bursa: A fluid filled sac located in areas where friction is likely to occur. The bursa sac minimizes the friction, for example, between a tendon and bone.

Cartilage: Smooth, slippery substance preventing two ends of bones from rubbing together and grating. Most joints use this to cover bones next to each other. A meniscus is made of cartilage.

CAT Scan (Computerized Tomography): Use of a computer to produce a cross-sectional view of the anatomical part being investigated from x ray data.

Chondromalacia: Roughening of the articular cartilage. Best known for the roughening of the underside of the kneecap, which can occur in any kneecap injury.

Clavicle: Collarbone; the bone connecting the breastbone with the shoulder blade.

Closed Reduction: Re-alignment of a fracture or dislocation without surgery.

Coccyx: The 'tailbone,' a group of four vertebrae that are fused together to form a small triangular bone, located at the terminal end of the spine.

MEDICAL GLOSSARY ...continued

Concussion: Jarring injury of the brain resulting in dysfunction. It can be graded as mild, moderate or severe, depending on loss of consciousness, amnesia and loss of equilibrium.

Contusion: An injury to a muscle and tissues caused by a blow from a blunt object.

Corticosteroids: Used to suppress joint inflammation and inflammation in a bursa or near tendons.

Cryotherapy: A treatment with the use of cold.

Cyst: Abnormal sac containing liquid or semi solid matter.

Degenerative Joint Disease: Changes in the joint surfaces as a result of repetitive trauma and 'wear and tear'.

Deltoid Ligament: Ligament that connects the tibia to bones of the medial aspect of the foot and is primarily responsible for stability of the ankle on the medial side. Is sprained less frequently than other ankle ligaments.

Deltoid Muscle: Muscles at the top of the arm, just below the shoulder, responsible for shoulder motions in the front, side and back.

Disc, Intervertebral: A flat, rounded plate between each vertebrae of the spine. The disc consists of a thick fiber ring which surrounds a soft gel like interior. It functions as a cushion and shock absorber for the spinal column.

Dislocation: Complete displacement of joint surfaces.

Electromyogram (EMG): Test to determine nerve function.

Epiconondylitis: Inflammation of tendons at the elbow due to overuse. Common in tennis players (outer part of elbow) and golfers (inner part of elbow)

Etiology: Study of the cause of injury and disease.

Extension: Action of straightening of a joint as achieved by an extensor muscle.

Fascia: A connective tissue sheath consisting of fibrous tissue and fat which unites the skin to the underlying tissue.

Fat Percentage: The amount of body weight that is adipose, fat tissue. Fat percentage can be calculated by underwater weighing, measuring select skinfold thickness or by analyzing electrical impedance.

Femur: Thighbone; longest bone in the body.

Fibula: Smaller of the two bones in the lower leg; runs from the knee to the ankle along the outside of the lower leg.

Flexibility: The ability of muscle to relax and yield to stretch forces.

Fracture: Breach in continuity of a bone. Types of fractures include simple, compound, comminuted, greenstick, incomplete, impacted, longitudinal, oblique, open, stress or transverse.

Glenohumeral: The shoulder girdle; consists of the glenoid capsule, head of the humerus and labrum.

Glenoid: Cavity of the scapula into which the head of the humerus fits to form the shoulder girdle.

Glenoid Labrum: A rim of fibrocartilaginous tissue attached around the margin of the glenoid fossa.

Grade One Injury: A mild injury in which ligament, tendon or other musculoskeletal tissue may have been stretched, but not torn or otherwise disrupted.

Grade Two Injury: A moderate injury in which musculoskeletal tissue has been partially, but not totally torn, causing appreciable limitation in function of the injured tissue.

Grade Three Injury: A severe injury in which tissue loss has been significant, and in many cases, totally torn or otherwise disrupted, causing a virtual loss of function.

Groin: Junction of the thigh and abdomen, location of muscles that rotate, flex and adduct the hip.

Hammer Toe: Condition when the first digit of a toe is at a different angle that the remaining digits of the same toe.

Hamstring: Category of muscle that runs from the buttocks to the knee along the back of the thigh. It functions to flex the knee and is often times injured as a result of improper conditioning or lack of muscle flexibility.

Hemarthrosis: Accumulation of blood within a joint as a result of an acute injury.

Hematoma: Mass produced by an accumulation of coagulated blood in a cavity or in soft tissues.

High Ankle Sprain: Disruption of thick connective tissue between the tibia and fibula above the ankle joint.

Hip Pointer: Contusion to the iliac crest.

Hydrotherapy: Treatment using water.

Hyperextension: Extreme extension of a limb or body part.

Ice and Stimulation: Use of ice to reduce inflammation and muscle stimulation by surface electrodes to maintain muscle strength used in rehabilitation of injury.

Iliotibial Band: A thick, wide fascial layer that runs from the iliac crest to the knee joint on the outside of the thigh.

Inflammation: The body's natural response to injury in which the injury site might display various degrees of pain, swelling, heat, redness and/or loss of function.

Isometric Contraction: Muscular contraction in which tension is developed but no mechanical work is done.

Labrum (Labrum Glenoidule): The cartilage of the glenoid cavity in the shoulder. A lip edged or lip like structure.

Lateral Collateral Ligament (LCL): Ligament of the knee along the outer aspect that connects the femur to the fibula. It provides lateral stability to the joint.

Ligament: Band of fibrous tissue that connects bone to bone or bone to cartilage and supports and strengthens joints.

Magnetic Resonance Imaging (MRI): Imaging procedure in which a radio frequency pulse causes certain electrical elements of the injured tissue to react to this pulse and through this process a computer display and permanent film establish a visual image. MRI does not require radiation and is very useful in the diagnosis of soft tissue, disc and meniscus injuries.

Mandible: Jaw bone

Medial Collateral Ligament (MCL): Ligament of knee along the inner aspect that connects the femur to the tibia.

Meniscus: Crescent-shaped cartilage, usually pertaining to the knee joint; also known as cartilage. There are two menisci in the knee - medial and lateral. These work to absorb weight within the knee and provide stability.

Metacarpals: Five long bones of the hand, joining the fingers to the wrist.

Metatarsals: Five long bones of the foot, running from the ankle to the toes.

Myositis: Inflammation of a muscle.

Open Reduction - Re-alignment of a fracture or dislocation with surgery.

Orthotic: Any device applied to or around the body of physical impairment of disability. Commonly used to control foot mechanics.

Osteochondritis Dessicans: A piece of bone and/or cartilage loosened from its attachment after trauma and a cause of a lesion.

Osteomyelitis: An inflammatory disease of bone caused usually by infection with streptococcus or staphylococcus bacteria.

Patella: The kneecap. The patella functions to protect the distal end of the femur as well as increase the mechanical advantage and force generating capacities of the quadriceps muscle group.

Plantar Fasciitis: Inflammation of the plantar (a thick tissue on the bottom of the foot which helps create the arch) fascia; associated with overuse or acute foot injury.

Posterior Cruciate Ligament (PCL): A primary stabilizing ligament of the knee that provides significant stability and prevents displacement of the tibia backward within the knee joint. A complete tear of this ligament necessitating reconstruction could require up to 12 months of rehabilitation.

Quadricep Muscles: A group of four muscles of the front thigh that run from the hip and form a common tendon at the patella; they are responsible for knee extension.

Radius: Bone in the forearm from elbow to the thumb side of the wrist.

MEDICAL GLOSSARY ...continued

Reconstruction: Surgical rebuilding of a joint using natural, artificial or transplanted materials.

Rotator Cuff: Comprised of four muscles in the shoulder area that can be irritated by overuse. The muscles are the supraspinatus (most commonly injured), infraspinatus, teres minor and subscapularis.

Sacroiliac: Junction of the sacrum, the lower back bone, with the pelvis.

Sacrum: Group of five fused vertebrae located just below the lumbar vertebrae of the lower back, which form part of the pelvis.

Scapula: Shoulder blade.

Sciatica: Irritation of the sciatic nerve resulting in pain or tingling running down the inside of the leg.

Sciatic Nerve: Major nerve that carries impulses for muscular action and sensations between the low back and thigh and lower leg; it is the longest nerve in the body.

Shin Splint: A catch all syndrome describing pain in the shin that is not a fracture or tumor and cannot be defined otherwise.

Spleen: Large, solid organ responsible for the normal production and destruction of blood cells located under the left rib cage.

Spondylosis: Abnormal vertebral fixation or immobility, or a general term for arthritis of the spine.

Sprain: Injury resulting from the stretching or twisting of the joint and causes various degrees of stretching or tearing of a ligament or other soft tissue at the joint.

Strain: Injury resulting from a pulling or torsion to the muscle or tendon that causes various degrees of stretching or tearing to the muscle or tendon tissue.

Stress Fracture: A hair line type of break in a bone. Caused by overuse.

Subluxation: Partial dislocation of a joint. The term usually implies that the joint can return to a normal position without formal reduction.

Synovial Fluid: Lubricating fluid for joints and tendons, produced in synovium, or the inner lining of a joint.

Synovitis: Inflammation of the synovial lining of a joint.

Talus: The ankle bone that articulates with the tibia and fibula to form the ankle joint.

Tarsals: Group of seven bones of the foot consisting of the calnavicular, talus, cuboid and three cuneiform bones.

Tendinitis: Inflammation of the tendon and/or tendon sheath, caused by chronic overuse or sudden injury.

Tendon: Tissue that connects muscle to bone.

Tenosynovitis: Swelling or inflammation of a tendon sheath caused by calcium deposits, repeated strain or trauma.

Tibia: Shin bone; larger of the two bones of the lower leg and is the weight bearing bone of the shin.

Transcutaneous Electrical Nerve Stimulator (TENS): An electrical modality that sends a mild current through pads at the injury site which stimulates the brain to release the natural analgesic endorphin.

Transverse Process: Small lateral projection off the right and left side of each vertebrae that functions as an attachment site for muscles and ligaments of the spine.

Triceps: Muscle of the back of the upper arm, primarily responsible for extending the elbow.

Ulna: Inner bone of the forearm that runs from the tip of the elbow to the little finger side of the wrist.

Ulnar Nerve: Nerve in the elbow commonly irritated from excessive throwing.

Ultrasound: An electrical modality that transmits a sound wave through an applicator into the skin to the soft tissue in order to heat the local area for relaxing the injured tissue and/or disperse edema...Also a type of imaging study for certain body areas.

"Wind Knocked Out": Syndrome describing a contraction of the abdominal nerve truck, the solar plexus, as a result of an abdominal contusion.

2009-10 Tampa Bay Lightning Season Schedule

DATE	DAY	OPPONENT	TIME	NETWORK
OCT. 3	(Sat)	@ Atlanta	7 p.m.	SUN
OCT. 6	(Tue)	@ Carolina	7 p.m.	None
OCT. 8	(Thu)	NEW JERSEY	7:30 p.m.	SUN
OCT. 10	(Sat)	CAROLINA	7:30 p.m.	SUN
OCT. 12	(Mon)	FLORIDA	7:30 p.m.	SUN
OCT. 15	(Thu)	@ Ottawa	7 p.m.	TSN, SUN
OCT. 17	(Sat)	@ Pittsburgh	7:30 p.m	SUN
OCT. 22	(Thu)	SAN JOSE	7:30 p.m.	SUN
OCT. 24	(Sat)	BUFFALO	7:30 p.m.	None
OCT. 29	(Thu)	OTTAWA	7:30 p.m.	SUN,TSN, RIS
OCT. 31	(Sat)	NEW JERSEY	3 p.m.	SUN
NOV. 2	(Mon)	@ Philadelphia	7 p.m.	SUN
NOV. 3	(Tue)	@ Toronto	7:30 p.m.	None
NOV. 5	(Thu)	@ Ottawa	7:30 p.m.	SUN
NOV. 7	(Sat)	@ Montreal	7 p.m.	SUN,CBC,RDS
NOV. 12	(Thu)	MINNESOTA	7:30 p.m.	SUN
NOV. 14	(Sat)	LOS ANGELES	7:30 p.m.	SUN
NOV. 16	(Mon)	@ Phoenix	10 p.m.	None
NOV. 19	(Thu)	@ Anaheim	10 p.m.	None
NOV. 21	(Sat)	@ Carolina	7 p.m.	SUN
NOV. 22	(Sun)	@ Atlanta	5 p.m.	RIS
NOV. 25	(Wed)	TORONTO	7 p.m.	SUN,TSN
NOV. 27	(Fri)	N.Y. RANGERS	7:30 p.m.	SUN
NOV. 28	(Sat)	@ Dallas	8:30 p.m.	None
NOV 30	(Mon)	COLORADO	7:30 p.m.	SUN
DEC. 2	(Wed)	@ Boston	7 p.m..	SUN,RDS
DEC. 4	(FRI)	@ New Jersey	7 p.m.	SUN
DEC. 5	(Sat)	N.Y. ISLANDERS	7:30 p.m.	SUN
DEC. 7	(Mon)	WASHINGTON	7:30 p.m.	SUN
DEC. 9	(Wed)	EDMONTON	7:30 p.m.	SUN
DEC. 11	(Fri)	@ Colorado	9 p.m.	SUN
DEC. 13	(Sun)	@ Chicago	7 p.m.	RIS
DEC. 15	(Tue)	@ Nashville	8 p.m.	None
DEC. 17	(Thu)	@ Detroit	7:30 p.m.	SUN
DEC. 18	(Thu)	@ St. Louis	8 p.m.	SUN
DEC. 21	(Mon)	@ N.Y. Islanders	7 p.m.	SUN
DEC. 23	(Wed)	PHILADELPHIA	7:30 p.m.	SUN
DEC 26	(Sat)	ATLANTA	7:30 p.m.	SUN
DEC. 28	(Mon)	BOSTON	7:30 p.m.	SUN
DEC. 30	(Wed)	MONTREAL	7 p.m.	RDS
JAN. 2	(Sat)	PITTSBURGH	3 p.m.	RIS
JAN. 6	(Wed)	@ Buffalo	7 p.m.	SUN
JAN. 8	(Fri)	@ New Jersey	7 p.m.	SUN,RIS
JAN. 9	(Sat)	@ Philadelphia	7 p.m.	None
JAN. 12	(Tue)	WASHINGTON	7:30 p.m.	SUN
JAN. 14	(Thu)	FLORIDA	7:30 p.m.	SUN
JAN. 16	(Sat)	@ Florida	7 p.m.	SUN
JAN. 18	(Mon)	@ Carolina	7 p.m.	SUN
JAN. 19	(Tue)	@ N.Y. Rangers	7 p.m.	VERSUS
JAN. 21	(Thu)	TORONTO	7 p.m.	SUN,TSN
JAN. 23	(Sat)	ATLANTA	7:30 p.m.	SUN
JAN. 27	(Wed)	MONTREAL	7:30 p.m.	SUN,RDS,TSN
JAN. 29	(Fri)	ANAHIEM	7:30 p.m.	SUN,RIS
JAN. 31	(Sun)	@ Washington	3 p.m.	SUN
FEB. 2	(Tue)	@ Atlanta	7 p.m.	SUN
FEB. 4	(Thu)	N.Y. ISLANDERS	7:30 p.m	SUN
FEB. 6	(Sat)	CALGARY	7 p.m.	None
FEB. 9	(Tue)	VANCOUVER	7:30 p.m.	SUN
FEB. 11	(Thu)	BOSTON	7:30 p.m.	SUN
FEB. 13	(Sat)	@ N.Y. Islanders	2 p.m.	SUN
FEB. 14	(Sun)	@ N.Y. Rangers	1 p.m.	SUN
MAR. 2	(Tue)	PHILADELPHIA	7:30 p.m.	TSN, VERSUS
MAR. 4	(Thu)	@ Washington	7 p.m.	SUN
MAR. 6	(Sat)	ATLANTA	7:30 p.m.	None
MAR. 9	(Tue)	@ Montreal	7:30 p.m.	SUN,RDS
MAR. 11	(Thu)	@ Toronto	7 p.m.	SUN
MAR. 12	(Fri)	@ Washington	7 p.m.	SUN
MAR. 14	(Sun)	PITTSBURGH	5 p.m.	SUN,RIS
MAR. 16	(Tue)	PHOENIX	7:30 p.m.	SUN
MAR. 18	(Thu)	BUFFALO	7:30 p.m.	SUN
MAR. 20	(Sat)	WASHINGTON	7:30 p.m.	SUN
MAR. 21	(Sun)	@ Florida	7 p.m.	SUN
MAR. 23	(Tue)	CAROLINA	7:30 p.m.	SUN
MAR. 25	(Thu)	@ Boston	7 p.m.	SUN
MAR. 27	(Sat)	@ Buffalo	7 p.m.	SUN
MAR. 30	(Tue)	@ Columbus	7 p.m.	None
MAR. 31	(Wed)	@ Pittsburgh	7:30 p.m.	SUN
APRIL 2	(Fri)	N.Y RANGERS	7:30 p.m.	None
APRIL 6	(Tue)	CAROLINA	7:30 p.m.	SUN
APRIL 8	(Thu)	OTTAWA	7:30 p.m.	SUN
APRIL 10	(Sat)	FLORIDA	7:30 p.m.	None
APRIL 11	(Sun)	@ Florida	7 p.m.	SUN

All Times Eastern and subject to change

2009-10 NHL CRITICAL DATES CALENDAR (subject to change – as of August 24, 2009)

September

5	Opening Day of Rookie Camp
12	Opening Day of NHL Training Camps
14	Pre-season schedule begins
14	Kraft Hockeyville Game - NY Islanders vs. Vancouver Canucks (Terrace, B.C.)
28	Victoria Cup - Chicago Blackhawks vs. HC Davos (Zurich, Switzerland)
28	NHL Premiere Challenge (pre-season) Florida Panthers vs. Tappara Tampere (Tampere, Finland)
29	Victoria Cup - Chicago Blackhawks vs. Zurich Lions (Zurich, Switzerland)
29	NHL Premiere Challenge (pre-season) St. Louis Blues vs. Linkoping (Linkoping, Sweden)
30	NHL Premiere Challenge (pre-season) Detroit Red Wings vs. Farjestad (Karlstad, Sweden)
30	NHL Premiere Challenge (pre-season) Florida Panthers vs. Jokerit (Helsinki, Finland)
30	Opening Day Playing Rosters set (3:00 p.m. ET)

October

1	Hockey Fights Cancer Awareness Month
1	Opening Night - 92nd NHL Regular Season begins
1	San Jose @ Colorado - Joe Sakic's number #19 retired
2	NY Rangers at Pittsburgh (Stanley Cup Banner raised)
2	NHL Premiere - Chicago Blackhawks vs. Florida Panthers (Helsinki, Finland)
2	NHL Premiere - Detroit Red Wings vs. St. Louis Blues (Stockholm, Sweden)
3	NHL Premiere - Chicago Blackhawks vs. Florida Panthers (Helsinki, Finland)
3	NHL Premiere - Detroit Red Wings vs. St. Louis Blues (Stockholm, Sweden)
3	All 30 teams in action
24	All 30 teams in action
TBA	Lester Patrick Award luncheon (New York, NY)

November

4-7	U20 4 Nations Cup
7	Hockey Hall of Fame Game (Detroit Red Wings at Toronto Maple Leafs)
8	Hockey Hall of Fame Legends Game (Canada vs. World)

November ...continued

9	Hockey Hall of Fame Induction Ceremony (Toronto, ON) Inductees: Brett Hull, Brian Leetch, Luc Robitaille, Steve Yzerman (Player category); Lou Lamoriello (Builder category)

December

1	Signing deadline for Group 2 free agents
19-27	Holiday Roster Freeze in effect. For all players on an NHL active roster, injured reserve, or players with non-roster and injured non-roster status as of midnight, local time, December 19, a roster freeze shall apply through midnight local time December 27, with respect to waivers, trades and loans, subject to the exceptions provided for in CBA Article 16.10.
24-25	No scheduled practices - dressing rooms closed
26 – Jan.5	IIHF World U20 Championship (Saskatoon & Regina, Canada)

January

1	2010 Bridgestone NHL Winter Classic - Philadelphia at Boston (Fenway Park, Boston)
17	NHL on NBC (game of the week coverage begins)
29-31	Hockey Weekend Across America (USA Hockey)
30	CBC's Hockey Day in Canada (Host: Stratford, ON) Montreal at Ottawa, Vancouver at Toronto, Edmonton at Calgary

February

1	Hockey is for Everyone Month
14	Last NHL games before Olympic break
15-23	2010 Winter Olympic Break: No scheduled practices - dressing rooms closed
16	Olympic Hockey tournament begins (Vancouver, Canada)
22	30th Anniversary of 'Miracle on Ice' game (1980)
26	Olympic Bronze medal game
28	Olympic Gold medal game

March

1	NHL Regular season resumes after Olympic break
3	Trade deadline (3:00 p.m. ET)

April

8-10	NCAA Frozen Four (Ford Field, Detroit)
11	Last day of 2009-2010 regular season
13-23	IIHF U18 World Championship (Mogilev & Bobruisk, Belarus)
14	Stanley Cup Playoffs begin

May

1-9	2010 Royal Bank Cup (Dauphin, MB)
7-23	IIHF World Championship (Mannheim & Gelsenkirchen, Germany)
14-23	2010 Mastercard Memorial Cup (Brandon, MB)
24-29	NHL Combine (Toronto, ON)

June

18	Last possible day for 2009 Stanley Cup Final
TBA	Deadline for first club-elected salary arbitration (later of June 15 or 48 hours after the conclusion of the Stanley Cup Final, 5:00 p.m. ET)
TBA	2010 NHL Awards (Las Vegas, Nevada)
TBA	NHL Entry Draft (Location: TBA)

July

1	Free Agency period begins
5	Deadline for player-elected salary arbitration notification (5:00 p.m. ET)
6	Deadline for club-elected salary arbitration notification (5:00 p.m. ET)
20 – Aug.4	Salary arbitration hearings held

August

6	Deadline for salary arbitration decisions to be rendered

NHL DIVISIONAL ALIGNMENT

EASTERN CONFERENCE

ATLANTIC DIVISION	NORTHEAST DIVISION	SOUTHEAST DIVISION
New Jersey Devils	Boston Bruins	Atlanta Thrashers
New York Islanders	Buffalo Sabres	Carolina Hurricanes
New York Rangers	Montreal Canadiens	Florida Panthers
Philadelphia Flyers	Ottawa Senators	Tampa Bay Lightning
Pittsburgh Penguins	Toronto Maple Leafs	Washington Captials

WESTERN CONFERENCE

CENTRAL DIVISION	NORTHWEST DIVISION	PACIFIC DIVISION
Chicago Blackhawks	Calgary Flames	Anaheim Ducks
Columbus Blue Jackets	Colorado Avalanche	Dallas Stars
Detroit Red Wings	Edmonton Oilers	Los Angeles Kings
Nashville Predators	Minnesota Wild	Phoenix Coyotes
St. Louis Blues	Vancouver Canucks	San Jose Sharks

PLAYOFF FORMAT

The National Hockey League's 30 clubs are aligned into two conferences, each consisting of three divisions. The number of teams qualifying for the Stanley Cup Playoffs is 16.

First-round playoff berths will be awarded to the first-place team in each division, as well as to the next five-best team (based on regular season point totals in each conference). The three division winners in each conference will be seeded first through third (in order of points) and the next five-best teams (in order of points) will be seeded fourth through eighth. In each conference, the team seeded No. 1 will play the team seeded No. 8; No. 2 vs. No. 7; No. 3 vs. No. 6; and No. 4 vs. No. 5 in the Conference Quarter Final round. Home-ice in the Conference Quarter Finals is granted to those teams seeded first through fourth in each conference.

In the Conference Semifinals and Conference Finals, teams will be re-seeded according to the same criteria as the Conference Quarterfinals (division leaders will be seeded first and granted home-ice advantage while the remaining teams will be seeded in order of regular-season points).

Home-ice advantage in the Stanley Cup Finals will be determined by points.

All series are best-of-seven.

ST. PETE TIMES FORUM INFO

The St. Pete Times Forum, situated along Garrison Channel in the heart of downtown Tampa's Channel District, opened on October 20, 1996, as the home of the Tampa Bay Lightning and has become on eof the nation's premier entertainment venues. The state-of-the-art design and optimum sightlines of the St. Pete Times Forum offers fans a facility that caters to every aspect of their needs in viewing Lightning games or entertainment events.

Built through a unique public/private partnership at an initial cost of more than $160 million, the St. Pete Times Forum has been host to the 1999 NHL All-Star Game, the NCAA Men's Basketball Tournament, the ACC Men's Basketball Tournament, concerts by top artists from around the world, ice shows circuses, and high-profile sporting events featuring basketball, arena football, tennis, soccer and more.

The St. Pete Times Forum encompasses 660,000 square feet with three decks and seven separate levels. It is 133 fee, 10 inches tall and 493 feet in diameter. It contains 3,400 tons of steel, 30,000 cubic yards of concrete and 70,000 square feet of glass. The innovative design provides for 19,758 seats for NHL games, 20,500 for basketball games and up to 21,500 seats for center-stage events.

Traveling to the St. Pete Times Forum is easy from anywhere in West Central Florida, with convenient access to Interstate 275, Interstate 4 and the Crosstown Expressway. Parking is convenient as well, with 270 spaces available in VIP lots, 1,500 spaces in the South Regional Parking Garage on the west side of the building and more than 10,000 spaces within walking distance (South of Kennedy Blvd).

2009-10 SINGLE GAME TICKET PRICES

Location	Game	Ticket
XO VIP Row A	**Premium**	**$326.17**
	Discount	**$326.17**
XO VIP Row B	**Premium**	**$204.67**
	Discount	**$204.67**
Club Row A	**Premium**	**$116.82**
	Discount	**$98.13**
Club Sidelines	**Premium**	**$107.48**
	Discount	**$98.13**
Plaza Center	**Premium**	**$101.87**
	Discount	**$98.13**
Plaza Middle	**Premium**	**$92.52**
	Discount	**$79.44**
Plaza End Zone	**Premium**	**$92.52**
	Discount	**$73.83**
Plaza End Zone Non Attack (C - J)	**Premium**	**$92.52**
	Discount	**$73.83**
Plaza End Zone Non Attack (K - X)	**Premium**	**$92.52**
	Discount	**$64.48**
Club End Zones	**Premium**	**$92.52**
	Discount	**$64.49**
Terrce Row A	**Premium**	**$64.49**
	Discount	**$45.79**
Terrace Center	**Premium**	**$59.81**
	Discount	**$36.45**
Terrace Corner & End Zone	**Premium**	**$42.06**
	Discount	**$27.10**
Terrace Last 7 Rows	**Premium**	**$17.76**
	Discount	**$14.02**
Day of Game	**Premium**	**$7.48**
	Discount	**$7.48**
Channelside Club	**Premium**	**$210.28**
	Discount	**$210.28**

FOR TICKETS AND INFORMATION PLEASE CALL **813.3016600**