

2015-16 // ANAHEIM DUCKS

MEDIA GUIDE





HOME OF
DUCKS HOCKEY



PRIMETICKET™

TABLE OF CONTENTS



CLUB DIRECTORY	2	PLAYER PERSONNEL	131
MEDIA INFORMATION	4	SAN DIEGO GULLS	132
FRONT OFFICE BIOGRAPHIES	5	TEAM HISTORY	135
COACHES	15	FINAL STATISTICS (YEAR-BY-YEAR)	194
ANAHEIM DUCKS STAFF	26	COACHES & CAPTAINS	206
BROADCASTING INFORMATION	32	DRAFT HISTORY	236
HONDA CENTER & TICKET INFORMATION	36	RECORDS	241
COMMUNITY INVOLVEMENT	40	PLAYOFFS	257
PLAYER BIOGRAPHIES	45	OPPONENTS	301
IN THE SYSTEM	100	NHL ON-ICE OFFICIALS	317
FUTURE DUCKS	125	2015-16 SCHEDULE	318



ANAHEIM DUCKS 2015-16 MEDIA GUIDE

Chief Editor
Steve Hoem

Writers
Alex Gilchrist & Keren Lynch

Contributing Writers/Editorial Assistance
Kyle Shohara, AJ Manderichio, Josh Schlichter, Jesse Bryson

Photography
Robinson & Associates, Getty Images

Design
Brad Woodward

Printed by
Ben Franklin Press, Tempe, AZ

COPYRIGHT © 2015 ANAHEIM DUCKS

The information contained in this publication was compiled by the Anaheim Ducks and is provided as a courtesy to our fans and the media and may be used only for personal or editorial purposes. Any commercial use of this information is prohibited without the prior written consent of the Anaheim Ducks Hockey Club, LLC.

All NHL and team insignias depicted in this publication are the property of NHL Enterprises, Inc. and the respective teams and may not be reproduced for commercial purposes without the prior written consent of NHL Enterprises, Inc.



CLUB DIRECTORY



Honda Center

2695 East Katella Ave., Anaheim, CA 92806

Administrative Offices: 714/940-2900

Main Club FAX: 714/940-2953

Ticket Information: 1-877-WILD-WING

Website: AnaheimDucks.com

EXECUTIVE MANAGEMENT

Owners	Henry and Susan Samueli
Chief Executive Officer	Michael Schulman
Executive Vice President/General Manager	Bob Murray
Executive Vice President/Chief Operating Officer	Tim Ryan
Senior Vice President of Hockey Operations	David McNab
Chief Financial Officer/Vice President of Finance	Doug Heller
Vice President of Human Resources	Jay Scott
Vice President/COO, Anaheim Arena Management	Kevin Starkey
Vice President/Chief Marketing Officer	Aaron Teats
Administrative Services Manager/Executive Assistant	Cheryl Gorman
Executive Assistant	Janet Conley
Executive Assistant Hockey Operations	Colleen MacKinnon

COACHING STAFF

Head Coach	Bruce Boudreau
Assistant Coach	Paul MacLean
Assistant Coach	Trent Yawney
Goaltending Consultant	Dwayne Roloson
Video Coordinator	Joe Piscotty

HOCKEY CLUB OPERATIONS

Director of Player Personnel	Rick Paterson
Assistant to the General Manager	Dave Baseggio
Special Assignment Scout & Consultant to General Manager	Dave Nonis
Director of Scouting, Professional & Amateur	Martin Madden
Director of Player Development	Todd Marchant
Special Assignment Coach, Player Development	Scott Niedermayer
Scouting Staff	Glen Cochrane, Jeff Crisp, Jan-Ake Danielson, Casey Hankinson, Konstantin Krylov, Steve Lyons, Martin Madden, Sr., Kevin Murray, Jim Pappin, Stephane Pilon, Jim Sandlak, Mike Stapleton

Manager of Hockey Operations	Ryan Lichtenfels
Hockey Operations Coordinator	Chase Flanigan
Strength & Conditioning Coach	Mark Fitzgerald
Head Athletic Trainer	Joe Huff
Assistant Athletic Trainer	Mike Hannegan
Massage Therapist	James Parida
Physical Therapist	Kevin Taylor
Equipment Manager	Doug Shearer
Assistant Equipment Manager	Chris Aldrich
Equipment Attendant	Jeff Tynd
Medical Director, Orthopedic Surgeon	Dr. Orr Limpisvasti
Oral Surgeon	Dr. Bao-Thy Grant
Internal Medicine	Dr. Satoshi Kamada
Orthopedic Surgeon	Dr. Brian Schulz
Foot/Ankle Surgeon	Dr. Ken Jung
Hand Surgeon	Dr. David Hay
Primary Care Physician	Dr. Chris Kroner
Team Neuropsychologist	Dr. Betsy Parker
Team Neuropsychologist	Dr. Josh Johnson
Consultant	Dr. Craig Milhouse

SAN DIEGO GULLS (AHL) STAFF

President, Hockey Operations	Bob Murray
President, Business Operations	Ari Segal
General Manager	Bob Ferguson
Head Coach	Dallas Eakins
Assistant Coach	Marty Wilford
Video Coach	Brett Ferguson
Goaltending Consultant	Sudarshan Maharaj
Skating Consultant	Larry Barron
Coordinator of Minor League Hockey Operations	Jillian Samueli
Assistant, Hockey Operations	Jeff Goduti
Equipment Manager	Matt Brayfield
Equipment Manager	Ben Colkins
Athletic Trainer	Ian Burns

LEGAL

General Counsel	Bernard Schneider
Assistant General Counsel	Katie Rodin

BROADCASTING DEPARTMENT

Television, FSN PRIME TICKET	John Ahlers, Brian Hayward
Radio, KLAAM 830 & Anaheim Ducks	Kent French
Radio Network	Steve Carroll, Dan Wood
Host/Producer	Tiffany Spiritosanto
Broadcasting Associate	John Brewster
Postgame Radio Host	Natalie Aranson
Broadcasting Intern	Natalie Aranson

COMMUNICATIONS DEPARTMENT

Director of Media & Communications	Alex Gilchrist
Media & Communications Manager	Steve Hoem
Publisher	Keren Lynch
Communications Intern	Joshua Schlachter

COMMUNITY RELATIONS DEPARTMENT

Director of Community Relations	Wendy Arciero
Community Relations Managers	Jesse Bryson, Laura McNab
Community Relations Coordinator	Ashley Forbes

ENTERTAINMENT DEPARTMENT

Director of Production & Entertainment	Rich Cooley
Entertainment Manager	Davin Maske
Producer	Peter Uvalle
Associate Producers	Josh Guereque, Gabe Suarez
Entertainment/Production Associate	Sarah Moews
Digital Content Associate	Paul Janicki

FINANCE

Controller	Melody Martin
Financial Analyst	Rosanna Sitzman
Payroll	Regina Terrana
Accounting Assistant	Rob Dumloa
Accounts Payable	Lou Rae Campbell

HUMAN RESOURCES

Director of Human Resources	Gina Galasso
Human Resources Managers	Wendy Mulhall, Donna Voss
Safety & Health Compliance Manager	Jeffery Trout
Human Resources Specialist	Esther Shimizu
Human Resources Associate	Lisa Manson

CORPORATE PARTNERSHIPS

Director of Corporate Sales	Graham Siderius
Corporate Sales Manager	Jason Weiss
Senior Corporate Partnership Manager	Derek Ohta

CORPORATE PARTNERSHIP ACTIVATION

Senior Manager, Corporate Partnership Activation	Sara Morales
Manager, Corporate Partnership Activation	Terri Awde
Media Services Associate	Randy Bernabe
Activation Coordinators	Adam Blue, Christian Young

MARKETING & BRAND MANAGEMENT

Director of Marketing & Brand Management	Matt Savant
Senior Manager of Fan Development Marketing	Joseph Hwang
Fan Development Marketing Manager	Champ Baginski
Senior Marketing Manager	Trent Nielsen
Senior Graphic Designer	Mariano Kooztz
Junior Graphic Designer	Jeff Ipijan
Marketing Associate	Cindy Iwami
Fan Development Marketing Coordinators	Jason Cooper, Ryan Herrman
Marketing/Promotions Coordinator	G.M. Ciallella, Ryan Johnson
Marketing Intern	Adam Drexler



MERCHANDISE – TEAM STORE

Director of Merchandise	Jill Bauer
Retail Store Operations Manager	Matt Kato
Retail Operations Assistant Manager	Sandy Cornelisz
Team Store Supervisors	Jeanette Encino, Corey Francis, Lizette Gutierrez, Ricardo Silva

PUBLICATIONS & NEW MEDIA

Director of Publications & New Media	Adam Brady
Social Media Producer	Anthony Manderichio
Publications & New Media Associate	Kyle Shohara

PREMIUM SALES & SERVICE DEPARTMENT

Director of Premium Sales & Service	Jim Panetta
Premium Sales Account Executives	Casey Haakinson, Geoff Matthews, Timothy Thompson
Premium Services Manager	Jana Cannava
Premium Service Coordinator	Katelyn Baker
Premium Office Coordinator	Andrea Berryman

SIGNATURE PROGRAMS & EVENTS

Senior Manager of Signature Programs & Events	Kris Loomis
Signature Programs & Events Manager	Jamie Schofield
Signature Programs & Events Coordinator	David Schenker

TICKETING DEPARTMENT

Senior Manager of Ticket Operations	James Bakken
Assistant Ticketing Manager	Jonas Calicdan
Assistant Manager, Premium Ticketing	Gina Bulgheroni
Group & Inside Sales Ticketing Representative	Robert Slaby
Premium Ticketing Representatives	Christie Nevin, John Watson
Season Ticketing Representative	Kameron Kwok
Database Analyst	Lisa Penolosa

BUSINESS DEVELOPMENT AND RETENTION DEPARTMENT

Director of Ticket Sales & Service	Lisa Johnson
Manager, Business Development and Retention	Chris Kenyon
Manager of Group and Inside Sales	Matt Payne
Business Development Account Executives	Angelo Anello, Jason Arellano, Anthony Bennett, Melissa Laity, Debora Lee, Brett Miller, Brandon Moran
Business Retention Account Executives	Daniel Alvarez, Michelle Della Rocco, Madeline Gillin, Nick Moller
Group Sales Account Executives	Jennifer D'Anna, David Casper, Jamie Friedrich, Jamie Hernandez
Season and Group Sales Coordinator	Michael Munoz
Inside Sales Representatives	Andres Abarca, James Goddard, Amanda Haney, Caroline Nam

ANAHEIM ARENA MANAGEMENT, LLC

Director of Booking	Jo-Ann Armstrong
Booking Intern	Alexandra Gligliotti
Director of Events	Quinn Mackin
Senior Event Manager	Jason Davis
Event Manager	Matthew Trout
Event Services Manager	Marissa Deckert
Assistant Event Services Manager	Matthew Warwick
Security/Public Safety Manager	John Santos
Assistant Security Manager	Jon Hampe
Public Safety Officers	Ilean Amaro, Nestor Blanco, Darin Cietley, Chris Evans, Antonio Giordano, Paula Kome, Michael Mandanado, Derrick MacDougall, Robert Palmieri, Melvin Schumann, Benjamin Tomas
Director of Operations	Brent Mater
Operations Managers	Joe Barrett, Charles Boswell
Manager, Engineer & Maintenance	Dion Beckett
Event Crew Supervisor	Chris DeLloyd
Parking Manager	Jeff Grant
Assistant Parking Manager	Roy Navarro
Engineers	Jose Argueta, Marcelino Castro, Edgar Cifuentes, Robert Gibbons, Carlos Rodriguez, Larry Ruffin
Maintenance Technicians	Alfonso Alvarez, Rafael Jaquez, Ulises Ramirez, Albert Quezada

Sound Technician	Nate Chivers
Ice Technician	Steve Van Berckelaer
Video Engineer	Doug Mullin
AV Technician	Omar Felix
Operations Office Manager	Shelly Baker
Director of Media & Communications	Merit Tully
Media & Communications Project Manager	Tracy Richmond
Communications Intern	Kristine Dizon
Director of Marketing	Joel Hobson
Senior Media & Marketing Manager	Adam Mendelsohn
Marketing Program Manager	Lauren Esterline
Marketing Intern	Nicola Allen
Director of Ticket Operations	Mark Neumann
Box Office Manager	Gabriel Farrand
Assistant Box Office Manager	Chris Williams
Box Office Supervisors	Elena Hotard

Controller	James Pearson
Financial Analyst	Jennifer Breen
Accountant	Loree Peevey
Payroll	Ana Robles
IT Manager	Mika Wing
IT Associates	Nate Gardner, Troy Naragon
Mail Services Supervisor	Linda Martinez
Receptionist	Esther Methvin

FOOD & BEVERAGE

Director of Food and Beverage Services	Julie Margolin
Controller	Angela Leu
Accountant	Marea Kurtz
Payroll	Deanna Hernandez

CULINARY OPERATIONS

Executive Chef	Joseph "Jo-Jo" Doyle
Senior Sous Chef	Michael Blase

PREMIUM OPERATIONS

Manager, Premium Operations	Tisha Johnson
Manager of Clubs	Roman Zavala
Manager of Suites & In-Seat	Rodney Tumalison
Catering Manager	Andrea Thomasson
Club Manager	Shane Jagow
Suites & In-Seat Manager	Samantha Wilson

CONCESSIONS OPERATIONS

Manager, Concessions Operations	Andy Amecua
Concessions Manager	Jon Perazzo
Concessions Staffing Manager	Patricia Macias

WAREHOUSE OPERATIONS

Warehouse Manager	Charles Smith
-------------------	---------------

THE RINKS

Vice President	Art Trotter
Accounting Supervisor	Audrey Hodges
Payroll	Cynthia Cazares
Corporate Partnerships & Marketing Manager	Jesse Chaffield
Marketing Associate	Craig Appleby
Marketing Coordinator	Kirstie Bender
Marketing Intern	Jonathan Watanabe

ANAHEIM AND WESTMINSTER ICE

General Manager (Westminster Ice)	Holly Collins
Hockey Director	Rick Hutchinson
Figure Skating Director	John Saitta
Operations Coordinator	Stacy Witt
Program Office Assistant	Rebecca Gonzalez
Supervisors	Nelly Carrillo, Sean Crowe, Megan Hammon, Chris Shy
Programs Manager	Cindy Frazier
Ice Maintenance	Ryan Looper

YORBA LINDA ICE

General Manager	Tony Witt
Operations Coordinator	Bridget Hopkinson
Hockey Manager	Alex Kim
Supervisor	Tracy Frazier

LAKEWOOD ICE

General Manager	Phil Zamora
Hockey Manager	Brandon Parra
Figure Skating Manager	Jacqueline Palmore
Supervisors	Seth Cardwell, Jonathan Ozoeta, Scott Workman
Operations Coordinator	Vanessa Colvillo
Ice Maintenance	George Estrada

HUNTINGTON BEACH INLINE

General Manager	Shayne Arsenault
League Coordinators	Ron Alexander, Dan Maxwell

IRVINE INLINE

General Manager	Eddie Limbaga
Supervisors	Dave Feld, Greg Martin

MISCELLANEOUS

Home Ice	Honda Center (opened 1993)
Capacity	17,174
PA Announcer	Phil Hulett
Team Colors	Black and Gold with Orange and Silver Accents
Practice Facility	Anaheim ICE (300 W. Lincoln Ave.) Honda Center (2695 E. Katella Ave.)
Founded	1993

On behalf of the Anaheim Ducks, welcome to the 2015-16 National Hockey League (NHL) season. We hope to make your job covering the Ducks as easy and pleasant as possible. In order to help you achieve your goals in the most efficient manner, we have a few procedural guidelines of which you should be aware.

Media credentials are issued to working media only. All season and individual game credential holders should enter through the press entrance off Douglass Avenue (Northeast corner of the building). The press entrance and press will-call opens two and one-half hours prior to all games. Credentials are non-transferable, and unauthorized use will subject bearer to ejection from Honda Center and result in a loss of credential privileges.

Season media passes will be issued to recognized newspapers, magazines, television and established radio stations as well as websites affiliated with major broadcast outlets. Requests for credentials must be made on company letterhead. Credentials will be distributed on an individual basis. Season pass holders must notify the communications office of their intentions to cover a game in order to reserve press seating.

Individual game credentials should be requested in writing through the communications department (e-mail or fax) a minimum of 24 hours prior to game time or by 2:00 p.m. Friday for all Saturday or Sunday contests. You can email requests to agilchrist@anaheimducks.com, or fax to 714-940-2925. Pre-arranged passes must be picked up at the press entrance located inside the northeast entrance. Credentials will be issued on an availability-only basis.

Credentials are good for admittance to the arena, press box, press dining room and both locker rooms. We suggest coming to the morning skate if you need an interview before the game. Both teams' locker rooms will open five minutes after the last player has left the ice, following the game's conclusion. Your cooperation is asked in maintaining a working atmosphere. **ABSOLUTELY NO AUTOGRAPHS ALLOWED DURING MEDIA ACCESS PERIODS.**

Interviews that need advance preparation or special accommodation can be arranged by contacting the Ducks communications department. This includes all live television interviews for pre and post-game.

Photo credentials will also be issued in the same manner as other passes, with camera positions assigned by team photographer Debora Robinson; photographers should check in with Debora in the press dining room prior to game time.

Telephones for the working media should be ordered through Shelly Baker with Honda Center at (714) 704-2408.

Facsimile and photocopy services are available by contacting the Ducks communications department prior to the game.

On game days when the Ducks choose to practice, they will take the ice at 10:00 or 10:30 a.m. The visiting team's practice usually starts at 11:30 a.m. Please call the Ducks communications department if there is a question regarding either team's practice schedule. ALL requests for in-between period interviews must be made by the time of the Ducks' skate that morning.

We hope this outline of procedures and guidelines will assist you in your coverage of the Ducks and the National Hockey League at Honda Center for the 2015-16 season. Please don't hesitate to contact us if you need any additional assistance. We look forward to working with you this season.

Sincerely,



Alex Gilchrist
Director, Media & Communications
Anaheim Ducks



HENRY & SUSAN SAMUELI

ANAHEIM DUCKS HOCKEY CLUB, LLC & ANAHEIM ARENA MANAGEMENT, LLC

Susan Samueli was born and raised in Los Angeles, CA. She earned a B.S. in Mathematics from UC Berkeley in 1972. From 1972 to 1985 she was with IBM Corporation, where she worked initially as a software programmer in the Federal Systems Division, Westlake Village, CA, and then as a Systems Engineer in the National Marketing Division, Los Angeles, CA, providing technical marketing and sales support for IBM's mid-range computer systems. In 1985 she left IBM and focused her energy on raising her children, at which time she developed a keen interest in alternative health care. She developed an active consulting practice in the areas of nutrition, homeopathy and Chinese herbs, and subsequently received a Ph.D. degree in nutrition from the American Holistic College of Nutrition in 1993 and a diploma in Homeopathy from the British Institute of Homeopathy in 1994.

Henry Samueli was born in Buffalo, NY and grew up in Los Angeles, CA. He earned a B.S., M.S. and Ph.D. in Electrical Engineering from UCLA in 1975, 1976 and 1980, respectively. From 1980-1985, he worked in the defense industry and held various engineering and management positions in the Electronics and Technology Division of TRW Inc. in Redondo Beach, CA. Since 1985 Dr. Samueli has been a professor in the Electrical Engineering Department at UCLA, and since 2003 he has also served as a Distinguished Adjunct Professor in the Electrical Engineering and Computer Science Department

at UC Irvine. In 1991 he co-founded Broadcom Corporation, a global leader in providing semiconductor solutions for wired and wireless communications and took a leave of absence from UCLA in 1995 to be at Broadcom full-time. Dr. Samueli serves as Chairman and Chief Technology Officer of Broadcom and he helps drive the vision of the company's research and development activities. He has published over 100 technical papers, and he is a named inventor in over 70 U.S. patents. He was elected a Fellow of the Institute of Electrical and Electronics Engineers (IEEE) in 2000, a member of the National Academy of Engineering in 2003, and a Fellow of the American Academy of Arts and Sciences in 2004.

In December 2003 Susan and Henry purchased the management contract for the Honda Center sports and entertainment venue, creating Anaheim Arena Management, LLC, to oversee all operations of the arena, and in June 2005 they purchased the Anaheim Ducks National Hockey League club, Honda Center's largest tenant. In 2012 Venues Today Magazine ranked Honda Center 10th in the world in gross ticket sales over the past decade, and in 2007 the Anaheim Ducks became the first California team ever to win the Stanley Cup championship. Henry serves on the Executive Committee of the NHL Board of Governors.

The success of Broadcom Corporation has also provided Susan and Henry the opportunity to support many worthwhile

nonprofit organizations. After Broadcom's initial public offering in 1998 they created the Samueli Foundation, and to date have gifted over \$250 million in the areas of Education, Health, Social Services, the Performing Arts and Jewish Culture. In 2003 and 2004, Susan and Henry were listed among BusinessWeek's 50 Most Generous Philanthropists in the nation. In 2012, they joined the Giving Pledge, initiated by Warren Buffett and Bill and Melinda Gates, whose members pledge the majority of their wealth to philanthropy.

Since relocating to Orange County, CA in 1995, Susan and Henry have become very active in the community. Susan is on the Board of the Orangewood Children's Foundation and is a member of the Board of Trustees of The Academy, a Charter High School in Santa Ana for underserved and foster youth. She serves on the Board of the Susan Samueli Center for Integrative Medicine at UC Irvine's College of Medicine, which she and Henry established in 2001. Susan and Henry also serve on the Board of the Samueli Institute, a non-profit scientific research organization they founded in 2001 focused on complementary and integrative medicine and the science of healing. In 2000, Susan was honored with the UC Irvine

Medal. In 2002, she received the Ellen Cooperman Angel Award from the John Wayne Cancer Institute. In 2005, she received the General William Lyon Crystal Vision Philanthropy Award from the Orangewood Children's Foundation, and in 2012 she was awarded an Honorary Doctorate in Humanities from the Southern California University of Health Sciences.

Henry serves on the Dean's Advisory Council of both the Henry Samueli School of Engineering and Applied Science at UCLA and the Henry Samueli School of Engineering at UC Irvine. In 2000 he was awarded the University of California Presidential Medal, the UC Irvine Medal, the UCLA School of Engineering and Applied Science Alumnus of the Year, and the IEEE Circuits and Systems Society Industrial Pioneer Award. In 2005 he was awarded an Honorary Doctor of Science degree from the Technion-Israel Institute of Technology and the Edward A. Dickson Alumnus of the Year from UCLA. In 2006 he received the IEEE Communications Society Distinguished Industry Leaders Award. In 2010 he received the UCLA Medal. In 2011, he received the Global Semiconductor Alliance Dr. Morris Chang Exemplary Leadership Award, and in 2012, he was awarded the Marconi Society Prize and Fellowship.





MICHAEL SCHULMAN

**CHAIRMAN OF THE BOARD, ANAHEIM ARENA MANAGEMENT, LLC
CHIEF EXECUTIVE OFFICER, ANAHEIM DUCKS HOCKEY CLUB, LLC
MANAGING DIRECTOR, H&S VENTURES, LLC**

Michael Schulman serves as Chairman of the Board of Anaheim Arena Management (AAM), Chief Executive Officer of Anaheim Ducks Hockey Club (ADHC), Chairman of the Board of the Anaheim Ducks Foundation and serves on the board of NHL Enterprises. He is an Alternate Governor for the NHL Board of Governors. Michael is Chief Executive Officer of the San Diego Gulls Hockey Club and the Alternate Governor for the AHL Board of Governors. In addition, he is Managing Director of H&S Ventures, the entity that manages the Samueli Family Office, AAM, ADHC and SDGHC. Schulman reports directly to owners Dr. Henry Samueli and Susan Samueli, and is responsible for managing and long-term planning of their profit and nonprofit entities.

Schulman's role with Honda Center began long before he was appointed Chairman of AAM in December of 2003. Schulman was the lead negotiator on behalf of the Samueli family in the acquisition of the management agreement from the bankruptcy court and the City of Anaheim. He acts as liaison between the Samueli family and AAM management and supervises all financial, legal and charitable decisions of the arena. He also acts as liaison with the other partners of AAM and the City of Anaheim. In addition, Schulman oversees all long-term capital projects, including the 57 Freeway Marquee, two 360° LED rings, revamping of the video room, new scoreboard and sound system, and remodeling of the company offices and locker rooms.

Schulman's role at ADHC includes overseeing all business and hockey operations. He was the lead negotiator on behalf of the Samueli family in working with Disney on the purchase of the Anaheim Ducks and also with the NHL in qualifying the Samueli family for the purchase of the team. Schulman was also involved with the family in changing the team name and logo, and forming the Anaheim Ducks Foundation. He is responsible for developing additional ice and inline rinks in the Orange County area and was instrumental in the purchase of several ice and inline rinks, including Irvine, Corona and Huntington Beach inline rinks, and Westminster, Yorba Linda and Lakewood ice rinks. Schulman is the Chairman of THE RINKS Program and oversees its development, including the advancement of the Anaheim Ducks High School Hockey League, California State Championship and the Learn to Play Hockey Program.

Schulman's role at H&S Ventures is multi-faceted. He is the Managing Director of the family office, which oversees all of the family's profit and nonprofit operations. H&S Ventures serves as the manager of AAM and ADHC as well as a number of other business entities in which the Samuelis are involved. Schulman was a founding member, and is a past board member, of the Santa Clara Institute of Sports Law and Ethics and the USC Sports Business Institute (SBI) Advisory Council.

Schulman serves on the boards of Anaheim Arena Management, Anaheim Ducks Hockey Club, Anaheim Sports Holdings, Anaheim Ducks Foundation, HS Hockey Development, San Diego Gulls Hockey Club and ECH 2101. He is also a current member of the boards of Telluride Ski and Golf Company and KDOC Television.

Schulman also serves on many nonprofit boards. He has been a member of the University of California, Irvine Foundation Board since 1991 and is on the Stewardship Committee. He was one of the founding members and past chair of the UCI Planned Giving Leadership Council. Schulman serves on the boards of the Samueli Foundation, Samueli Institute, the Orange County Jewish Campus and Anaheim Ducks Foundation.

After earning his Bachelor of Arts in Economics from University of California, Berkeley, Schulman went on to the University of Santa Clara Law School. In addition, Schulman studied economics for one year at the University of Leeds in England.

Following law school, he was hired as a full-time law professor at the University of Southern California, after which he was a practicing attorney for a number of years and a partner with the law firm of McDermott, Will & Emery.

A native of California, Michael and his wife, Sherry, reside in Laguna Beach and have four children: Annie, Danielle, Bryant and Natasha.



BOB MURRAY

EXECUTIVE VICE PRESIDENT AND GENERAL MANAGER ANAHEIM DUCKS HOCKEY CLUB, LLC

Bob Murray enters his 41st consecutive year in the National Hockey League, his eighth as Executive Vice President and General Manager of the Anaheim Ducks. He won the NHL General Manager of the Year award in 2013-14 and has been a finalist for the honor the last three consecutive seasons.

Over the past several years, Murray has revamped the majority of the Ducks roster and expanded the club's prospect pool. The Ducks were selected as *The Hockey News'* No. 1 team in Future Watch 2014, which grades the prospects and player development of all 30 NHL teams.

Anaheim held the No. 2 spot in Future Watch 2013.

Under Murray's guidance, the Ducks have claimed the last three Pacific Division titles and advanced to the Western Conference Finals last season. The 2014-15 club finished with the best record in the Western Conference (51-24-7, 109 points), becoming the first team since 2011-12 (Vancouver) to post consecutive 50+ win seasons. The 2013-14 club finished with a record of 54-20-8, the best mark in franchise history. Anaheim posted the top record in the Western Conference for the first time in club history and set season records for standings points (116), wins (54) and win/points percentage (.707), while also leading the league in goals (263). The 2012-13 club finished the regular season with the third-best record in the NHL (30-12-6, second in the West).

Murray has made other critical moves to help the Ducks qualify for the playoffs in previous seasons. In 2011, after Jonas Hiller was unexpectedly stricken with vertigo in February, Murray acquired goaltenders Ray Emery (free agent) and Dan Ellis (trade). The two goalies led the Ducks on a climb that took them from 11th place to a fourth-place finish in the Western Conference. After a series of mid-season roster moves, the 2008-09 Ducks made a late charge to qualify for the playoffs, going on to beat the Presidents' Trophy-winning San Jose Sharks in the Western Conference Quarterfinals. That made Anaheim the fifth team in the expansion era (1967-68) to upset the league's top regular season team in the first round. The Ducks fell to Detroit in a dramatic seven-game series in the Conference Semifinals.

Murray was named to his current position on Nov. 12, 2008 after spending the previous three-plus seasons as the club's Senior Vice President of Hockey Operations. In that role, much of Murray's work behind the scenes led directly to many successful trades and other player transactions by Anaheim. During that three-year period, the Ducks won a Stanley Cup (2007), a Pacific Division title (2007), and qualified for the playoffs each season. Murray was the General Manager of the Portland Pirates (Anaheim's AHL affiliate) from 2005-06 through 2007-08. The Pirates went to the Conference Finals twice (2006 & 2008), appearing in six playoff rounds. Between 2005 and 2008 (three seasons), Anaheim and Portland combined to win 10 and appear in 14 playoff rounds, both the most of any organization in hockey.

Prior to joining the Ducks in July 2005, Murray worked as a Professional Scout with the Vancouver Canucks from 1999-05. Murray's scouting expertise helped to build teams that recorded 100+ point seasons two years in a row (2002-03 and 2003-04) and advanced to the Stanley Cup Playoffs four seasons in a row (2001-04). Before his stint in Vancouver, he served as a Scouting Consultant for Anaheim during the 1998-99 season.

Murray was a member of the Chicago Blackhawks organization for 25 years, serving as General Manager from 1997-99. He was named the sixth General Manager in team history on July 3, 1997. He was promoted to the post after serving as Assistant General Manager under Bob Pulford for two seasons. Before joining upper-management, Murray was named the Director of Player Personnel in 1991 and was largely responsible for the club's NHL Entry Draft selections over eight seasons.

Drafted by the Blackhawks in 1974, Murray spent his entire 1,008-game, 15-year career in a Chicago uniform. He became just the fourth player in Blackhawks history to reach the 1,000-game plateau in 1989-90. In addition, he became the first defenseman in club history to appear in 100 postseason contests, reaching the mark during the 1990 Stanley Cup Playoffs. In all, Murray scored 132-382=514 points and currently ranks second in all-time points among Blackhawks defensemen (14th overall in club history). He was named to both the 1981 and 1983 NHL All-Star Games. Murray retired at the conclusion of the 1989-90 season. Known for his work ethic, intelligence and determination as a player, Murray remained with the organization as a Professional Scout following his retirement in 1990.

Bob and his wife, Betsy, have four children: Kevin, Amanda, Andrew and Katie; and four grandchildren: Mikayla, Aisley, Lily and Kaden.



TIM RYAN

**PRESIDENT/CHIEF EXECUTIVE OFFICER,
ANAHEIM ARENA MANAGEMENT, LLC,
EXECUTIVE VICE PRESIDENT/CHIEF OPERATING OFFICER
ANAHEIM DUCKS HOCKEY CLUB, LLC**

Tim Ryan enters his 11th season as Executive Vice President/Chief Operating Officer for the Anaheim Ducks. Over the last 10 years, he has successfully led the Ducks business efforts to record growth, while initiating numerous community, fan-friendly and youth hockey programs that have increased the popularity of the sport in the Southern California market.

Ryan has served more than 23 years at Honda Center and has more than 37 years in arena management and event creation experience. In addition to his duties with the NHL club, he serves as President and Chief Executive Officer of Anaheim Arena Management, LLC (AAM), the management company of Honda Center. In his role, Ryan oversees one of the premier entertainment and sports venues in the world. Over the years, Honda Center has repeatedly ranked among the top 10 arenas in the world for annual live entertainment.

Ryan has also led major efforts to upgrade Honda Center, assuring it remains one of the world's top-of-the-line sports and entertainment venues. In September 2015, a new state-of-the-art scoreboard debuted, marking the largest and most impactful upgrade to the spectator experience in venue history.

Over the past year, Honda Center has also completed large-scale improvements specifically focused on the Terrace (400) and Pacific Premier Bank Club Levels (300). The multi-million dollar upgrades include updated décor, enhancements to the Shock Top Terrace and a full-service kitchen serving exclusive concessions on the Terrace Level.

Under Ryan's leadership, the venue's critically acclaimed Grand Terrace Project (a 15,000-square-foot indoor/outdoor entertainment space) became the Shock Top Terrace following a long-term naming rights agreement with the company. The new Montejito Bar at Standing 'O' (Honda Center's 250-seat public restaurant) also opened this season. In addition, the new Ducks Team Store Powered by Reebok has increased merchandise sales, moving the Ducks into the top 10 in the NHL the last two years.

Through strategic planning, creative business development and event production, Ryan ensures Honda Center is also active with a variety of world-class events. Under his guidance, the venue recently hosted some of the world's top names in live entertainment, including superstar acts such as The Who, Foo Fighters, Janet Jackson and Mötley Crüe. Ryan also played a key role in negotiations to bring the venue's newest franchise to Honda Center, when the LA KISS, owned by legendary rockers Paul Stanley and Gene Simmons, took the field in the spring of 2014 for their inaugural Arena Football League season in Anaheim.

Over the years, Honda Center has also served as host to the 2003 World Gymnastics Championships, 2005 World Badminton Championships, six previous NCAA men's basketball tournament events and the first Frozen Four west of the Rocky Mountains (in 1999). Since 1993, more than 34 million people have been entertained at Honda Center, enjoying more than 3,500 events.

As Executive Vice President/Chief Operating Officer of the Anaheim Ducks, Ryan oversees all business operations of the professional hockey team. He assumed his current dual roles on June 20, 2005 when the Ducks were purchased by Dr. Henry and Susan Samuels, owners of AAM.

Ryan has also spearheaded several initiatives in conjunction with the Samuels, including charitable programs that support approximately 500 nonprofit organizations annually, a team foundation that supports the community in the areas of education, youth hockey and health and wellness, and an expanded grass-roots marketing program. The Ducks launched THE RINKS development program in 2009, which supports and promotes youth ice and roller hockey in Southern California. The expanding program includes seven local skating facilities (four ice rinks and three inline facilities). The club also launched the first-ever Orange County High School Hockey League in 2008 (named the Anaheim Ducks High School Hockey League). The league has grown to 48 teams, including 2013 national champion Santa Margarita Catholic High School. Funded by the Anaheim Ducks Foundation, the club's education-based youth hockey program (S.C.O.R.E. — Scholastic Curriculum of Recreation and Education) has reached more than 250,000 local school children since 2005. The Ducks also have a 5,500-member Kids Club, the largest in the NHL (among all U.S.-based teams).

In 1992, after a long career at the Long Beach Arena, Ryan joined the then-Arrowhead Pond of Anaheim (operated by Ogden Facility Management) as Assistant General Manager. He was promoted to General Manager in 1998 and was named Pollstar Magazine "Facility Executive of the Year" for 2001. During that time, Ryan was also charged with overseeing a number of other Ogden facilities and served as a consultant on various major entertainment projects. Near the end of 2003, the management contract for the arena was purchased by AAM, and Ryan was named President/CEO of both the company and the arena.

Ryan is active in both the entertainment industry and in the local community. He serves on the boards of several nonprofit groups, including Big Brothers Big Sisters of Orange County, Los Angeles Sports Council, Orangewood Children's Foundation, the Stars and Stripes Tournament and the Tiger Woods Foundation.

Ryan graduated from California State University, Long Beach in 1979 with a Bachelor's Degree in Finance. He lives with his wife, Michele, in Huntington Beach and enjoys golf, fly-fishing, and travel.



DAVID McNAB

SENIOR VICE PRESIDENT OF HOCKEY OPERATIONS ANAHEIM DUCKS HOCKEY CLUB, LLC

An original member of the Ducks, David McNab is now in his 38th consecutive year in the NHL and 23rd with Anaheim. McNab served as Anaheim's Assistant General Manager for 14 seasons before being promoted to his current position in 2008. His duties include overseeing all aspects of player development, having an expertise on the new Collective Bargaining Agreement and its relationship to the salary cap in the NHL, contract and arbitration negotiation, player evaluation and scouting.

McNab's impact on the Ducks is significant. He has been part of Anaheim's run to two Stanley Cup Finals (2003 & 2007), including a championship in 2007. The club advanced to the Conference Finals in 2006 and 2015, and the Conference Semifinals in 2009. During his tenure, McNab has scouted and signed numerous collegiate free agents who have made major contributions to the success of the club.

Prior to being named as the Ducks' Assistant General Manager in December of 1995, the 59-year-old McNab was the club's first Director of Player Personnel and was largely responsible for the team's selections in the 1994-96 NHL Entry and Supplemental Drafts. McNab has also held the position as General Manager of the Ducks' top farm team in the American Hockey League for six seasons (the Baltimore Bandits during the 1996-97 season and the Cincinnati Mighty Ducks from 1997-2002) while also working on the AHL's competition committee for many of those years.

Considered to be one of the hardest working and knowledgeable scouts in the National Hockey League, McNab began his professional scouting career in 1978 with the Washington Capitals, where he spent four seasons. In 1982, McNab was signed by the Hartford Whalers, where he spent seven seasons as a scout, the last two as the Director of Player Recruitment. He then joined the New York Rangers in 1989, where he worked for four seasons before leaving to join the Disney-owned Ducks in 1993. His work with the Rangers helped the club to the 1994 Stanley Cup championship.

A graduate of the University of Wisconsin in 1978 with a degree in Communication Arts, McNab was also a goaltender on one of the greatest college hockey teams of all-time, the 1977 University of Wisconsin Badgers' NCAA championship team. He was drafted by the St. Louis Blues in the ninth round of the 1975 NHL Entry Draft (151st overall). McNab has worked on numerous occasions for USA Hockey, both as an Assistant General Manager for the United States in the World Championships on three different occasions, as well as serving as a consultant for the 1984, 1988 and 1992 United States Olympic Teams. He has also been a three-time member of the selection committee that votes for the Hobey Baker Award, college hockey's version of the Heisman Trophy.

A member of one of the most respected families in the NHL, McNab is the son of the late Max McNab and brother of Peter McNab. Max played on the 1950 Stanley Cup champion Detroit Red Wings and was a former general manager with the Washington Capitals and New Jersey Devils. He was also a recipient of the 1998 Lester Patrick Award given annually for "outstanding service to hockey in the United States." Peter played in 954 NHL games, scoring 363 goals and 813 points in a 14-year career. Peter is currently a broadcaster with the Colorado Avalanche.

David McNab was born in Vancouver, British Columbia, but grew up in San Diego, California and graduated from Point Loma High School in San Diego in 1973. He became a U.S. citizen in 1983. He and his wife, Kari, were married in Minneapolis, Minnesota in 1989 and have two daughters, Ali (24) and Erica (23). The McNab family resides in Yorba Linda, California.



RICK PATERSON

**DIRECTOR OF PLAYER PERSONNEL
ANAHEIM DUCKS HOCKEY CLUB, LLC**

Rick Paterson is in his 11th season with the Ducks, his seventh as Director of Player Personnel. He originally joined Anaheim on July 20, 2005 as Director of Professional Scouting. Paterson's responsibilities include extensive knowledge of all NHL personnel and depth charts, along with assisting in the evaluation of junior and college prospects. In addition, he aides Bob Murray in the procurement of players via free agency, trade or the NHL Entry Draft.

Paterson has over 36 years of experience as a player, coach and scout, and has won the Stanley Cup four times. Along with his Stanley Cup championship with the Ducks in 2007, he won the title with Tampa Bay (2004) and Pittsburgh (1991 & 1992).

Prior to joining the Ducks, Paterson spent seven years with the Tampa Bay Lightning, winning the Stanley Cup in 2004 as the club's Chief Professional Scout. He was inducted into the Kingston & District Sports Hall of Fame (Ontario) on May 4, 2012.

As a player, Paterson spent 10 years in the Chicago Blackhawks organization from 1978-1988. He was drafted by the club in the third round (46th overall) in the 1978 NHL Entry Draft. He appeared in 430 NHL games, scoring 50-43=93 points. Paterson also appeared in the Stanley Cup playoffs eight times with Chicago, scoring 7-10=17 points in 63 games. Primarily known as a defensive specialist and top penalty killer, Paterson set a Blackhawks record for the fastest two short-handed goals when he scored twice in 2:30 against Winnipeg on Jan. 16, 1985.

At age 15, Paterson was considered one of the top hockey players in Ontario. He played with the Cornwall Royals of the Quebec Major Junior Hockey League (QMJHL) from 1973-78, scoring 128-237=365 points in 342 games. In his final year in Cornwall (1977-78), he exploded with 58-80=138 points in 71 games. Paterson was inducted into the club's Hall of Fame in 2002. In addition, he won the Bronze Medal at the 1978 World Junior Championships with Team Canada.

After retiring from the NHL as a player, Paterson joined the Pittsburgh Penguins as an Assistant Coach from 1988-93, winning the Stanley Cup in 1991 and 1992. He coached the Penguins' International Hockey League affiliate in Cleveland from 1993-97 and joined the Tampa Bay Lightning as Assistant Coach in 1997-98. Paterson remained in that role until being named a Professional Scout prior to the start of the 1999-00 season.

Paterson and his wife, Kathy, reside in Anaheim Hills and have twins: son, David, and daughter, Ashley. He also has a daughter, Brittany, a 2009 graduate of McGill University in Montreal, Quebec.



DOUG HELLER

**CHIEF FINANCIAL OFFICER AND VICE PRESIDENT OF FINANCE
ANAHEIM DUCKS HOCKEY CLUB, LLC**

Doug Heller is now in his 10th season with the Anaheim Ducks. He has over 24 years of experience as a financial executive including his time in the banking and insurance industries. Doug's responsibilities include overseeing the club's finance department as well as all of the ticket sales and ticket operations of the NHL club. He is the Chief Financial Officer (CFO) of *THE RINKS* Development Program, which includes Anaheim ICE, Lakewood ICE, Westminster ICE, Yorba Linda ICE, Corona Inline, Huntington Beach Inline and Irvine Inline. Doug is also the CFO for the Anaheim Ducks Foundation.

Prior to joining the Ducks, Heller spent five years (2002-06) with Long Term Care Group, Inc. as its CFO. Long Term Care Group is a privately held long term care insurance administrator with annual revenue of approximately \$100 million. While with Long Term Care Group, Heller oversaw the company's rapid growth in both revenue and operating income, as well as a successful sale to a new ownership group. Prior to his time in the insurance industry, Heller spent 10 years with Pacific National Bank where he served first as CFO and then as President of PNB Mortgage, a subdivision of the company.

Heller graduated from the University of Colorado, Boulder with a Bachelor of Science Degree in accounting in 1979 and became a Certified Public Accountant in 1983.

Doug has lived in Irvine for the past 26 years. He and his wife, Linda, have two children: Jacob and Hailey. In his spare time, he enjoys a variety of outdoor activities, including skiing and golfing.



JAY SCOTT

**VICE PRESIDENT OF HUMAN RESOURCES
ANAHEIM DUCKS HOCKEY CLUB, LLC
ANAHEIM ARENA MANAGEMENT, LLC
DIRECTOR OF HUMAN RESOURCES, H&S VENTURES, LLC**

Jay Scott enters his seventh full season with the Ducks after joining the organization in March 2009. He oversees the human resources department with the team and arena staff, as well as *THE RINKS* Development Program. Scott brings years of leadership experience as well as expertise in strategic planning, workforce management, change initiatives, process improvement, performance optimization, and employee and labor relations.

Scott served as the Director of HR at the Tribune Company from 2002 to 2009, including three years at Newsday Media Group on Long Island. More recently he provided internal human resources services for the Los Angeles Times Media Group, including employee relations, labor relations, organizational development and strategic issues.

Scott has over 31 years of HR experience in hospitality, entertainment and multi-media companies, including Hilton Hotel Corporation and The Walt Disney Company, where he oversaw the opening of Tokyo DisneySea theme park and two Disney-branded hotels in over 13 years with the company (1989 to 2002).

A graduate of Washington State University, Scott earned his BA in Business Administration with an emphasis in Human Resources. He also has a Senior Human Resources Professional Certification and has completed the Organizational Change Leadership Program at Pepperdine University. In 2013 he was nominated for the Human Resources Executive of the Year by the National Human Resources Association. Scott serves on the Board of Advisors for California State University Fullerton's Mihayo College of Business and Economics Center for Leadership and is a Board Member of the YMCA of Orange County.

Scott enjoys playing basketball and softball. He is also an avid runner, having completed numerous half-marathons and marathons. Jay and his wife, Jeanice, reside in Irvine and have two grown children: Karla and Leland.



KEVIN STARKEY

VICE PRESIDENT AND CHIEF OPERATING OFFICER ANAHEIM ARENA MANAGEMENT, LLC

Kevin Starkey is the Vice President and Chief Operating Officer for Anaheim Arena Management (AAM). He oversees all arena-specific departments, including venue operations, event services, marketing, public relations and the box office. In addition, Starkey oversees the entire food and beverage division for Honda Center, including each of the arena's three full-service restaurants, dozens of concessions concepts and catering operations.

Starkey's career in public facilities and arena management has spanned 27 years. His most recent large-scale endeavor was the installation and project management of Honda Center's new state-of-the-art scoreboard, sound system, control room and video edit suites that debuted in September 2015. The new scoreboard includes a display area more than six times larger than what the arena previously operated and features the highest definition picture available in any North American venue. In addition, he was intricately involved this past summer in the construction and logistical aspects of the San Diego Gulls move to Southern California, overseeing the construction of their locker room at Valley View Casino Center and their practice facility in Poway.

Starkey also oversaw construction of the Grand Terrace Project at Honda Center, which opened in September 2013. The most extensive single upgrade in Honda Center's 20-year history, the Grand Terrace Project has become the ultimate amenity for Southern California sports and entertainment fans and features a 15,000 square foot indoor/outdoor entertainment space, more than 100 feet of bar space, unique menu items, upscale décor, outdoor fire pits and first class service. Past projects under Starkey's direction include the venue's installation and implementation of Cisco StadiumVision, a highly successful \$13 million renovation in 2006, a 95-foot marquee located adjacent to the 57 Freeway, a completely remodeled club level restaurant (Jack Daniel's Old No. 7), and a second in-arena LED ring. Starkey also managed a two-year renovation of all 84 Honda Center luxury suites, which began in 2009, and is also involved in booking contracts and event creation.

Starkey, hired at the arena in 1993, has also been instrumental in all facets of the building's day-to-day operational efforts, including all beautification, maintenance, changeover and capital improvements.

Prior to joining AAM, Starkey worked at the Great Western Forum, then home to the National Basketball Association's Los Angeles Lakers and National Hockey League's Los Angeles Kings.

A native of Torrance, California, Starkey graduated from California State University, Long Beach where he played quarterback for the school from 1979-80. Starkey played three seasons in the Canadian Football League with the Ottawa Rough Riders and the Montreal Concorde, highlighted by an appearance in the 1981 Grey Cup against Warren Moon and the Edmonton Eskimos (26-23 loss). He also played two seasons in the United States Football League with the Oakland Invaders and Portland Breakers.

Kevin and his wife, Christine, reside in Murrieta. He has three children: Sean, Alyssa and Christian.



AARON TEATS

VICE PRESIDENT AND CHIEF MARKETING OFFICER ANAHEIM DUCKS HOCKEY CLUB, LLC

Aaron Teats enters his 22nd year with the Anaheim Ducks, his fifth as Vice President and Chief Marketing Officer. In his current role, Teats oversees broadcasting, communications, community relations, entertainment, fan development, marketing, merchandising, publications/new media and social networking. He is also responsible for overseeing agreements for all television and radio rightsholders, as well as the contracts of all club announcers.

Teats joined the Ducks' broadcasting department in 1994. He was both a producer and director of the Ducks' television and radio broadcasts from 1997-2007 and won an Emmy as producer in best live sports coverage category during the Anaheim's 2003 playoff run. He was named the club's director of broadcasting in 2004 and also assumed the responsibility of the publications/new media and entertainment departments in 2008-09.

A native of Broken Arrow, Oklahoma, Teats is a graduate of Cal State Fullerton. He began his career in the entertainment/production department for the then California Angels in 1992.

Teats is on the Board of Directors for the Boys and Girls Club of Anaheim and the Advisory Council of the Orange County and Inland Empire chapter of the Make-a-Wish Foundation. Aaron and his wife, Justine, have two sons: Nolan and Colin. The family has lived in Anaheim Hills for the last 20 years.



BERNARD SCHNEIDER

GENERAL COUNSEL ANAHEIM DUCKS HOCKEY CLUB, LLC ANAHEIM ARENA MANAGEMENT, LLC

Bernard Schneider is entering his 12th year as General Counsel of the Anaheim Ducks. He oversees all legal affairs for the Ducks and the Honda Center. Previously, Schneider was a partner at the law firm of McDermott, Will & Emery and represented a variety of corporate and banking clients.

Schneider also serves as a member of the Board of Directors of First American Trust, FSB. Schneider received a Bachelor of Arts degree from Whittier College and a Juris Doctor degree from the University of Southern California.

A native of Illinois, Schneider has lived in Orange County for over 50 years. He and his wife, Janet Keller, live in Laguna Beach. They have five children, Michael, Katherine, Heather, Brad and Matt, who live in Washington, D.C., New York, California and Switzerland. He enjoys reading, skiing, public policy and his family.



BRUCE BOUDREAU

HEAD COACH

Bruce Boudreau enters his fifth season (third full season) as Head Coach of the Anaheim Ducks. With a 51-24-7 record in 2014-15, Boudreau led Anaheim to the top record in the Western Conference for the second time in club history. The club won its third straight division title and finished with 109 standings points and a .665 winning percentage. Boudreau has compiled a 162-79-29 record with the Ducks, reaching the 250-game milestone with Anaheim on Feb. 26, 2015 vs. Ottawa and earning his 150th win with the club on Feb. 27, 2015 vs. Los Angeles. In 599 career games as an NHL head coach, Boudreau has posted a 363-167-69 record, earning 795 of a possible 1,198 standings points for a .664 win percentage.

Named the eighth head coach of the Anaheim Ducks on Nov. 30, 2011, Boudreau became the first Anaheim coach to be named a finalist for the Jack Adams Award in 2012-13. He became the fastest coach in NHL history to reach 300 wins on Feb. 28, 2014 vs. St. Louis, accomplishing the feat in 496 career games. Toe Blake held the record previously, reaching the milestone in 525 games. On Mar. 2, 2014 vs. Carolina, he became the fastest Ducks coach to 100 victories in 169 career games. Boudreau, who reached 500 career NHL games coached on Mar. 10, 2014 vs. Toronto, leads active NHL coaches in win (points) percentage (min. 100 games).

As Head Coach of the Washington Capitals (2007-11), Boudreau won the 2007-08 Jack Adams Award and led his club to the 2009-10 Presidents' Trophy as the NHL's top club in the regular season. He compiled a record of 201-88-40 (.672 winning percentage) with the Capitals and won the Southeast Division four times. He became the fastest coach in modern day NHL history to win 200 games (Nov. 21, 2011 vs. Phoenix) and recorded more wins (184) in his first 300 NHL games than any NHL coach all-time.

Boudreau was named interim head coach of the Capitals on Nov. 22, 2007. On that date, Washington was 30th in the NHL standings. He led the club to a 37-17-7 finish, as the Capitals won the Southeast Division in the first of four seasons under his direction. Boudreau, whose interim tag was removed on Dec. 26, 2007, became the second Washington head coach to win the Jack Adams Award. He was also the first coach since Bill Barber (2001) to win the Jack Adams Award after taking over a team midseason. In 2008-09, Boudreau led the Capitals to their first playoff series win since 1988. In addition to the Presidents' Trophy, the 2009-10 club set team records for wins (54), points (121), and goals (313).

BRUCE BOUDREAU'S HEAD COACHING RECORD

Season	Team	League	GP	REGULAR SEASON						WIN%	PLAYOFFS	
				W	L	T	OT	PTS	W		L	
1992-93	Muskegon	CHL	60	27	27	5	-	61	.508	3	4	
1993-94	Fort Wayne	IHL	81	41	29	-	11	93	.574	10	8	
1994-95	Fort Wayne	IHL	39	14	21	-	11	93	.423	-	-	
1996-97	Mississippi	ECHL	70	34	26	10	-	78	.557	0	3	
1997-98	Mississippi	ECHL	70	34	27	9	-	77	.550	-	-	
*1998-99	Mississippi	ECHL	70	41	22	7	-	89	.636	14	4	
1999-00	Lowell	AHL	80	33	36	7	4	77	.481	3	4	
2000-01	Lowell	AHL	80	35	35	5	5	80	.500	1	3	
2001-02	Manchester	AHL	80	38	28	11	3	90	.563	2	3	
2002-03	Manchester	AHL	80	40	23	11	6	97	.606	0	3	
2003-04	Manchester	AHL	80	40	28	7	5	92	.575	2	4	
2004-05	Manchester	AHL	80	51	21	-	8	110	.688	2	4	
*2005-06	Hershey	AHL	80	44	21	-	15	103	.644	16	5	
2006-07	Hershey	AHL	80	51	17	-	12	114	.713	13	6	
2007-08	Hershey	AHL	15	8	7	-	0	16	.533	-	-	
	WASHINGTON	NHL	61	37	17	-	7	81	.664	3	4	
2008-09	WASHINGTON	NHL	82	50	24	-	8	108	.659	7	7	
2009-10	WASHINGTON	NHL	82	54	15	-	13	121	.739	3	4	
2010-11	WASHINGTON	NHL	82	48	23	-	11	107	.652	4	5	
2011-12	WASHINGTON	NHL	22	12	9	-	1	25	.568	-	-	
	ANAHEIM	NHL	58	27	23	-	8	62	.534	-	-	
2012-13	ANAHEIM	NHL	48	30	12	-	6	66	.688	3	4	
2013-14	ANAHEIM	NHL	82	54	20	-	8	116	.707	7	6	
2014-15	ANAHEIM	NHL	82	51	24	-	7	109	.665	11	5	
NHL Totals			599	363	167	-	69	795	.651	38	35	

*Calder Cup championship (AHL) in 2005-06, Kelly Cup championship (ECHL) in 1998-99

HEAD COACH

Before joining the Capitals, Boudreau spent nine seasons as an AHL head coach, including a Calder Cup championship with the Hershey Bears in 2006. He spent four years with Manchester (Los Angeles affiliate) and two with Lowell (also Los Angeles affiliate) before joining Hershey (Washington). A member of the AHL Hall-of-Fame (inducted in 2009), Boudreau compiled a 103-45-27 record with the Bears, including an AHL-best 51-17-12 record in 2006-07.

Boudreau began his coaching career in the Colonial Hockey League with Muskegon in 1992-93 and was named the International Hockey League Coach of the Year in 1993-94 with Fort Wayne. He also served as head coach and director of hockey operations for Mississippi (ECHL), where he won the 1999 Kelly Cup championship.

Boudreau played parts of eight NHL seasons with the Toronto Maple Leafs and Chicago Blackhawks between 1976-86, recording 28-42=70 points in 141 career games. A native of Toronto, Ontario, Boudreau was originally selected by the Maple Leafs in the third round of the 1975 NHL Entry Draft. As a Canadian junior playing for the Toronto Marlboros in 1974-75, he scored 68-97=165 points, a Canadian Hockey League record until Bobby Smith and Wayne Gretzky surpassed the mark during the 1977-78 season.

Boudreau also ranks 11th all-time in scoring in AHL history with 316 goals and 799 points. No AHL player in the 1980s notched more points than Boudreau. He won the 1987-88 John B. Sollenberger Trophy for leading the league in scoring, and was also a member of the 1992 Calder Cup champion Adirondack Red Wings.

Bruce has four children: sons Ben, Andy and Brady, and daughter Kasey. He and wife, Crystal, along with Brady, reside in Anaheim Hills.

BRUCE BOUDREAU'S CAREER PLAYING STATISTICS

Season	Team	League	GP	REGULAR SEASON					PIM	+/-	PLAYOFFS				
				G	A	Pts.					GP	G	A	Pts.	PIM
1972-73	Toronto	OHA	61	38	49	87	22			-	-	-	-	-	-
1973-74	Toronto	OHA	53	46	67	113	51			-	-	-	-	-	-
1974-75	Toronto	OHA	69	68	97	165	52			-	-	-	-	-	-
1975-76	Johnstown	NAHL	34	25	35	60	14			-	-	-	-	-	-
	Minnesota	WHA	30	3	6	9	4			-	-	-	-	-	-
1976-77	TORONTO	NHL	15	2	5	7	4			-	3	0	0	0	0
	Dallas	CHL	58	37	34	71	40			-	1	1	1	2	0
1977-78	TORONTO	NHL	40	11	18	29	12			+8	-	-	-	-	-
	Dallas	CHL	22	13	9	22	11			-	-	-	-	-	-
1978-79	TORONTO	NHL	26	4	3	7	2			-3	-	-	-	-	-
	New Brunswick	AHL	49	20	38	58	22			-	5	1	1	2	8
1979-80	TORONTO	NHL	2	0	0	0	2			0	-	-	-	-	-
	New Brunswick	AHL	75	36	54	90	47			-	17	6	7	13	23
1980-81	TORONTO	NHL	39	10	14	24	18			0	2	1	0	1	0
	New Brunswick	AHL	40	17	41	58	22			-	8	6	5	11	14
1981-82	TORONTO	NHL	12	0	2	2	6			-6	-	-	-	-	-
	Cincinnati	CHL	65	42	61	103	42			-	4	3	1	4	8
1982-83	St. Catharines	AHL	80	50	72	122	65			-	-	-	-	-	-
	TORONTO	NHL	-	-	-	-	-			-	4	1	0	1	4
1983-84	St. Catharines	AHL	80	47	62	109	44			-	7	0	5	5	11
1984-85	Baltimore	AHL	17	4	7	11	4			-	15	3	9	12	4
	Iserlohn	Germany	29	20	27	47	37			-	3	2	2	4	6
1985-86	CHICAGO	NHL	7	1	0	1	2			+1	-	-	-	-	-
	Nova Scotia	AHL	65	30	36	66	36			-	-	-	-	-	-
1986-87	Nova Scotia	AHL	78	35	47	82	40			-	5	3	3	6	4
1987-88	Springfield	AHL	80	42	74	116	84			-	-	-	-	-	-
1988-89	Springfield	AHL	50	28	36	64	42			-	-	-	-	-	-
	Newmarket	AHL	20	7	16	23	12			-	4	0	1	1	6
1989-90	Phoenix	IHL	82	41	68	109	89			-	-	-	-	-	-
1990-91	Fort Wayne	IHL	81	40	80	120	111			-	19	11	7	18	30
1991-92	Fort Wayne	IHL	77	34	50	84	100			-	7	3	4	7	10
	Adirondack	AHL	-	-	-	-	-			-	4	1	1	2	2
NHL Totals			141	28	42	70	46			0	9	2	0	2	4
AHL Totals			634	316	483	799	416			-	65	20	32	52	72
IHL Totals			240	115	198	313	300			-	26	14	11	25	40



PAUL MACLEAN

ASSISTANT COACH

Paul MacLean begins his first season as an Anaheim Ducks Assistant Coach. MacLean previously served as Head Coach of the Ottawa Senators from 2011-15, leading the club to a 114-90-35 record and a pair of Stanley Cup Playoff appearances in 2012 and 2013. MacLean helped the Senators to a 25-17-6 record in 2013-14 and the club's second consecutive post-season appearance. He went on to win his first career Jack Adams Award in his second straight year as a nominee. He joined Ottawa after serving six seasons as an assistant coach in Detroit where he won his first Stanley Cup with the Red Wings in 2008. Having reached the Stanley Cup Final on three occasions, MacLean made his first trip to the Final as an assistant coach with the Mighty Ducks of Anaheim in 2003 against New Jersey. He spent two seasons with Anaheim after being named to his position on July 11, 2002.

A native of Antigonish, Nova Scotia, MacLean has also previously coached with the Phoenix Coyotes (assistant, 1996-97), Quad City of the United Hockey League (head coach, 2000-02), Kansas City of the International Hockey League (head coach, 1997-2000) and Peoria of the IHL (1993-96). While with Peoria, MacLean was named *The Hockey News* "Minor League Coach of the Year" in 1994 after leading the Rivermen to a mark of 51-24-6 and a division title.

MacLean spent 11 years in the NHL as a player with Winnipeg, Detroit and St. Louis from 1980-91. He played 719 NHL regular season games, scoring 324-349=673 points (also played in 53 playoff games). Spending most of his career with Winnipeg (1981-87), MacLean had a career-high 101 points (41-60=101) in 1984-85 and was named to the Campbell Conference All-Star Team.



TRENT YAWNEY

ASSISTANT COACH

Trent Yawney enters his second season as an Anaheim Ducks Assistant Coach. Yawney helped the club to a 51-24-7 record last season, the top record in the Western Conference for the second time in franchise history and the fourth Pacific Division championship.

Yawney previously served as Head Coach of the Norfolk Admirals, Anaheim's primary development affiliate in the American Hockey League. Yawney led the Admirals to a 40-26-10 record and a berth in the 2014 Calder Cup Playoffs during the 2013-14 season. Norfolk upset the top-seeded Manchester Monarchs to advance to the 2014 Eastern Conference Semifinals before falling to the St. John's IceCaps in six games.

Yawney joined the Ducks' 2011-12 AHL affiliate in Syracuse as Associate Head Coach on Jan. 10, 2012 and helped guide the team to a 2012 Calder Cup Playoff appearance. It marked his second AHL coaching assignment after originally guiding Norfolk to the Calder Cup Playoffs in each of the team's first five AHL seasons (2000-05) under the Chicago Blackhawks. Yawney led Norfolk to a 189-144-42-25 record in those first five seasons and back-to-back South Division titles in 2001-02 and 2002-03. He was named "Minor Pro Coach of the Year" by *The Hockey News* following the 2003-04 campaign.

A native of Hudson Bay, Saskatchewan, Yawney previously served two stints with the Ducks as a professional scout in 2007-08 and 2011-12. He also spent three seasons as an assistant coach with the San Jose Sharks from 2008-11. During his tenure in San Jose, the Sharks captured the Presidents' Trophy in 2009 and made two Western Conference Final appearances in 2010 and 2011. Prior to his first stint with the Ducks, Yawney spent 14 seasons with the Chicago Blackhawks organization, most recently as the club's 35th head coach in franchise history from 2005-06.

Yawney played in 593 career NHL games over 12 seasons with Chicago, Calgary and St. Louis. The defenseman collected 27-102=129 points with 783 PIM and also appeared in 60 postseason contests, helping the Blackhawks to the Western Conference Final in both 1989 and 1990. Yawney also served as captain for Team Canada at the 1988 Olympic Winter Games in Calgary. He was originally drafted by the Blackhawks in the third round (45th overall) of the 1984 NHL Entry Draft.

Trent and his wife, Char, have two children: daughter, Ashley and son, Conor.



SCOTT NIEDERMAYER

SPECIAL ASSIGNMENT COACH, PLAYER DEVELOPMENT

Scott Niedermayer enters his fourth season as a coach with the Anaheim Ducks, his first season as Special Assignment Coach. Niedermayer, who retired from the NHL on June 22, 2010 and remained with the Ducks as a Hockey Operations consultant, was named an Assistant Coach on Jan. 11, 2013.

Niedermayer was elected to the Hockey Hall of Fame in the Player Category on July 9, 2013 (inducted on Nov. 11, 2013), becoming the third Anaheim Duck player to be elected and the first to play more than a single season (Jari Kurri and Adam Oates are the other Ducks to be inducted). Signed as a free agent by Anaheim on Aug. 4, 2005 and named the sixth captain in club history on Oct. 3, 2005, Niedermayer helped the Ducks become the first team from California to win hockey's ultimate prize in 2007. He was presented with the Conn Smythe Trophy as the Most Valuable Player of the Stanley Cup Playoffs. Niedermayer appeared in his final 371 regular season NHL contests in an Anaheim uniform, scoring 60-204=264 points with 306

penalty minutes. Niedermayer is the Ducks' all-time leader in goals, assists, points and power-play goals (39) among club defensemen.

In 18 NHL seasons with the Ducks and New Jersey Devils, Niedermayer appeared in 1,263 games, collecting 172-568=740 points with a +167 rating. Thirteen of his 39 career game-winning goals came in overtime, the most by a defenseman in NHL history. Niedermayer is the all-time leading scorer among defensemen for both the Ducks and Devils.

Niedermayer also won three Stanley Cups during his tenure with New Jersey (1995, 2000 and 2003). He was named a finalist for the James Norris Memorial Trophy as the NHL's top defenseman in three straight seasons (2004, 2006 and 2007) and won the award following the 2003-04 season. He was also named an NHL All-Star six times during his NHL career (1998, 2001, 2004, 2007, 2008 and 2009).

A native of Cranbrook, British Columbia, Niedermayer won his first Olympic gold medal at the 2002 Winter Games in Salt Lake City and again in 2010 in Vancouver. In international competition, Niedermayer also won gold with Canada at the 1991 World Junior Championship, the 2004 World Cup and the 2004 World Championship.



DWAYNE ROLOSON

GOALTENDING CONSULTANT

Dwayne Roloson enters his third season as Goaltending Consultant of the Anaheim Ducks. Roloson originally signed on with Anaheim in a consultant role on Feb. 13, 2013, focusing on the club's AHL affiliate in Norfolk.

Prior to joining Anaheim, Roloson posted an all-time record of 227-257-42 with a 2.72 GAA, .908 SV% and 29 shutouts in 606 career NHL contests. His playing career spanned 16 seasons with six teams: Calgary (1996-98), Buffalo (1998-00), Minnesota (2001-06), Edmonton (2005-09), New York Islanders (2009-11) and Tampa Bay (2010-12). A 2004 NHL All-Star, Roloson ranks 60th in all-time NHL wins. Signed by Calgary as an undrafted free agent on July 4, 1994, Roloson backstopped the Edmonton Oilers to a Stanley Cup Final appearance in 2006 under the guidance of then-goaltending coach Pete Peeters. He appeared in 50 career Stanley Cup Playoff games with Buffalo (1999), Minnesota (2003), Edmonton (2006), and Tampa

Bay (2011), helping his teams win seven playoff series with a 28-18 record, two shutouts, a 2.54 GAA and .918 SV%.

A native of Simcoe, Ontario, Roloson guided Canada to a gold medal at the 2007 IIHF World Championship in Moscow, going 4-0-0 with a 2.50 GAA and .911 SV% in four games. At the collegiate level, Roloson was a Hobey Baker Award nominee and NCAA All-American at the University of Massachusetts-Lowell, posting a 51-44-9 record in 106 career games from 1990-94.

Dwayne and his wife, Melissa, have two sons: Brett and Ross. The family resides in California and when permitting, Roloson helps coach his boys' hockey teams.



JOE PISCOTTY

VIDEO COORDINATOR

Joe Piscotty enters his fifth full season as the club's video coordinator. He was named to his post on Dec. 2, 2011. Piscotty originally joined the Ducks prior to the 2010-11 season as a video scouting analyst, assisting hockey operations with special projects.

Piscotty worked with the University of Michigan's hockey team from 2006-08, serving as a graduate student manager under head coach Red Berenson. He was with the Wolverines when the club advanced to the Frozen Four in 2008. While at Michigan, Piscotty also earned a Master's in Sports Management.

In addition, Piscotty served as hockey operations assistant for the University of Denver's men's squad from 2008-10. He also completed his time at Denver with a Master's degree in Business Administration (MBA). A native of Huntington Beach, CA, Piscotty earned his Bachelor's degree in Business Administration

from UNLV in 2006. While in Las Vegas for undergraduate studies, Joe enrolled in a mentoring program with the ECHL's Las Vegas Wranglers (2004-05), learning various aspects of the business during the year-long program.

Joe and his wife, Carrie, reside in Irvine and recently had their first child, Kadence.



DAVE BASEGGIO

ASSISTANT TO THE GENERAL MANAGER

Dave Baseggio is entering his eighth season with the Ducks, his second as Assistant to the General Manager. He was promoted to his current role in June 2014. Baseggio spent the previous two seasons as Director of Professional Scouting after originally joining the team as a professional scout for the 2008-09 season.

With over 14 years of experience in professional hockey management, Baseggio joined Anaheim after serving as Head Coach of the AHL's Peoria Rivermen (2006-08). Originally from Niagara Falls, Ontario, Baseggio also spent five seasons with the New York Islanders organization as an Assistant and Head Coach for Bridgeport (AHL). While holding the post of Assistant Coach from 2001-05, Baseggio saw the club advance to the Calder Cup Finals in 2002 and finish first overall in the regular season standings that

year. During the 2003-04 season, the Sound Tigers broke the AHL goals-against average record and had a franchise-record 22-game unbeaten streak. Baseggio assumed the title of Head Coach in 2005-06 and was named a finalist for the AHL's Coach of the Year. Baseggio began his coaching/management career with the Charlotte Checkers of the ECHL for the 2000-01 season, serving as Assistant Coach and Assistant Director of Hockey Operations.

A graduate of Yale University in 1989 with a B.A. in Economics, Baseggio played four years of college hockey with the Bulldogs as a defenseman and was elected team captain in 1988-89. He earned ECAC All-Star honors in his final three collegiate seasons. Following college, he played professionally for 12 seasons in the AHL and IHL, and was a two-time IHL All-Star (1997 and 1999).

Dave and his wife, Sandra, are parents to son Michael (13) and daughter Katherine (10). The family resides in Tustin, CA.



TODD MARCHANT

DIRECTOR OF PLAYER DEVELOPMENT

Todd Marchant enters his fifth season as Director of Player Development. He joined the front office staff in 2011-12 following six seasons with the Ducks and an 18-year NHL career. Marchant won his first Stanley Cup with the club in 2007. In his role as Director of Player Development, Marchant prepares and educates Anaheim prospects on succeeding in professional hockey.

A native of Buffalo, NY, Marchant appeared in 1,195 career NHL contests with the New York Rangers, Edmonton, Columbus and Anaheim, collecting 186-312=498 points with 774 PIM. He became the 31st U.S.-born player to appear in 1,000 NHL games on Dec. 22, 2008 at Vancouver. His final 421 contests were played in an Anaheim uniform from 2005-11 (38-74=112 points). He currently ranks tied for third all-time in Anaheim short-handed goals (8). Including the 2007 Stanley Cup championship season, Marchant

helped the Ducks reach the Stanley Cup Playoffs in five of his six seasons with the club. He scored the triple overtime-winning goal in the Ducks' 2-1 victory in Game 2 of the Conference Semifinals on May 3, 2009 at Detroit. Another postseason career highlight includes scoring his game-winning overtime goal for Edmonton in Game 7 of the Conference Quarterfinals on Apr. 19, 1997 at Dallas. Marchant retired from professional hockey on June 29, 2011.

Selected by the Rangers in the seventh round (164th overall) of the 1993 NHL Entry Draft, Marchant played two years of college hockey at Clarkson University before turning pro. He began his NHL career with the Rangers before being traded to Edmonton for Craig MacTavish on Mar. 21, 1994. Following nine seasons with Edmonton, he signed as a free agent with Columbus on July 3, 2003 and was claimed on waivers by Anaheim on Nov. 21, 2005. Marchant also had the honor of representing Team USA at the 1994 Olympic Winter Games in Lillehammer, Norway.

Todd and his wife, Caroline, have four children: daughters Lillian and Ashley; and sons Timothy and Bradley. The family resides in Tustin.



MARTIN MADDEN

DIRECTOR OF PROFESSIONAL/AMATEUR SCOUTING

Martin Madden enters his eighth season with the Ducks, his second as Director of Professional/Amateur Scouting. In his role, Madden evaluates top prospects throughout North America and attends all major European junior tournaments. He also plays a key role in producing the final prospect list leading up to the 2016 NHL Draft.

A native of Quebec City, Madden spent four years as an amateur scout for Carolina, winning the Stanley Cup with the Hurricanes in 2006. Prior to his time in Carolina, he served as a scout for the New York Rangers for seven seasons. Martin received his first scouting position with the Halifax Mooseheads of the Quebec Major Junior Hockey League while completing his M.B.A. in Finance at HEC Montreal.

Madden played hockey as a youth until Midget AAA. He walked on as a freshman for the McGill University hockey team but stopped playing to concentrate on his studies, completing a degree in engineering.

Madden currently resides in Quebec City with his girlfriend, Catherine, and his dog. He racks up countless kilometers cycling around different areas of the province and is also passionate about golf, tennis, NFL football, wine and music.



JEFF CRISP

HEAD SCOUT

Jeff Crisp enters his 13th season with the Ducks, his second as Head Scout. Crisp's main responsibilities with the Ducks include scouting North America and Europe for the 2016 NHL Draft. He was previously a member of the Calgary Flames scouting department for four seasons (1999-03).

From 1995-99, Crisp was the Director of Marketing and Communications for the Peterborough Petes of the Ontario Hockey League after graduating with a degree in Economics from the University of Calgary.

Jeff and his wife, Trish, have two sons: Tommy (13) and Kale (11). The family resides in Calgary, Alberta, where Jeff also helps coach a high school baseball team and Trish works as a special education teacher.



JAN-ÅKE DANIELSON

HEAD EUROPEAN SCOUT

Jan-Åke Danielson has been a member of the Anaheim Ducks scouting staff for 18 seasons and is in the midst of his second season as Head European Scout. He is primarily responsible for scouting amateur prospects in Europe.

Prior to joining the Anaheim organization, Danielson worked as a full-time coach in Sweden from 1987-98. During that time, he also coached Sweden's World Jr. Championship team five times. He was a part-time scout for the Florida Panthers for three years prior to joining the Ducks organization.

Danielson played five years in the Swedish Elite League before attending the University of Wisconsin, where he was a member of the school's 1983 National Championship Team. He graduated from Wisconsin in 1986 with a degree in Physical Education and still enjoys spending at least part of his summer vacationing in the United States.

Danielson resides in Gothenburg, Sweden with his wife, Regina. The couple has two daughters. Gabriella (22) is a competitive figure skater and attends Santa Barbara College in California. Cecilia (18) is competitive in horse jumping.



GLEN COCHRANE

AMATEUR SCOUT

Glen Cochrane enters his ninth season with the Anaheim Ducks. He is responsible for amateur scouting across Western Canada, in addition to the United States Hockey League (USHL) as well as Minnesota high school hockey.

A Cranbrook, British Columbia native, Cochrane played in 411 NHL games with Philadelphia, Vancouver, Chicago and Edmonton from 1978-89, collecting 17-72=89 points with 1,556 PIM as a defenseman. Following his professional career, Cochrane joined the WHL ranks in 1995 as an assistant coach for the Kelowna Rockets. He continued his coaching career for the next 10 years at both the junior and minor league levels. Cochrane previously served as an amateur scout for the Colorado Avalanche from 2001-07.

Glen and his wife, Joan have three daughters: Shelby (29), Paige (27) and Tegan (23). Glen and Joan are thrilled and proud to add their first three granddaughters to the family, twins Everly and Paisley as well as Neyla.

The family resides in Kelowna, British Columbia. In his spare time, Cochrane enjoys golf, playing soccer, fishing, cycling and traveling with his family.



JIM SANDLAK

AMATEUR SCOUT

Jim Sandlak enters his eighth season with the Anaheim Ducks as an amateur scout. His main responsibilities include scouting the Ontario Hockey League, Quebec Major Junior Hockey League and USA Hockey's Under-18 development program.

A veteran of 703 NHL games, Sandlak spent 11 seasons with the Vancouver Canucks and Hartford Whalers. He collected 110-119=229 career NHL points while also appearing in 33 Stanley Cup Playoff contests. Sandlak also won the gold medal with Team Canada at the 1985 World Juniors before winning silver as team captain the following year. After his playing career, Sandlak worked in the grocery industry, owned his own construction company and most recently served as an assistant coach for the Sarnia Sting (OHL).

Jim and his wife, Susan, have two sons: Patrick (24) and Carter (22). Patrick is working as a sales representative, covering the regions from London, Ontario to Windsor, Ontario and Carter is entering his second year

as a prospect for the Carolina Hurricanes. The family vacations at their Northern Ontario cottage during the summer, enjoying recreational activities such as boating and fishing.



KEVIN MURRAY

AMATEUR SCOUT

Kevin Murray begins his eighth season with the Anaheim Ducks as an amateur scout. Since joining the club during the 2008-09 season, Murray's role has expanded to encompass all USA amateur leagues, which include the high school, junior and collegiate levels.

Prior to joining the Ducks, Murray coached at both the Bantam Major AA and AAA levels in the Chicago area for two years. He played junior hockey with the Chicago Freeze and Danville Wings of the North American Hockey League before moving to Quinnipiac University, where he played one year of Division I college hockey. He also played two years of club hockey with University of Miami (Ohio) as part of the American Club Hockey Association.

A native of Chicago, IL, Murray received his Bachelor's of Arts in History from the University of Miami (Ohio) in 2003 and his Master's of Arts in Education from DePaul University in 2005. He taught two years of special education and three years of seventh-grade math, both within the Chicago public school system.

Kevin and his family reside just outside of Chicago in Arlington Heights, IL. He and his wife, Katherine, have three children: two daughters Mikayla (8), Aisley (4) and son Kaden (1).



MIKE STAPLETON

PROFESSIONAL SCOUT

Mike Stapleton enters his second year with the Anaheim Ducks as a full-time professional scout. Stapleton previously worked with the Ducks scouting department on a part-time basis and also served as Assistant Coach for Anaheim's primary development affiliate in the American Hockey League in 2010-11 (Syracuse). Stapleton also served as Head Coach for Sault Ste. Marie of the Ontario Hockey League from 2011-13.

Prior to initially joining the Anaheim organization in 2010, Stapleton spent four seasons as an assistant and associate coach in the OHL with Sault Ste. Marie (2008-10) and Erie (2006-08).

Originally selected by Chicago in the seventh round (132nd overall) of the 1984 NHL Entry Draft, Stapleton played 14 NHL seasons from 1986-2001 with seven different teams (Chicago, Pittsburgh, Edmonton, Winnipeg/Phoenix, Atlanta, NY Islanders and Vancouver). He appeared in 697 career NHL games, collecting 71-111=182 points with 342 PIM. Stapleton also skated in 34 career Stanley Cup Playoff games, recording 1-0=1 point and 39 PIM.

Stapleton is the son of former NHL defenseman and 1972 Summit Series Team Canada member Pat Stapleton. Mike and his wife, Laura, have two sons: Luke and Nick.



STÉPHANE PILOTTE

AMATEUR SCOUT

Stéphane Pilotte enters his second year as a full-time scout with the Anaheim Ducks. Pilotte previously worked with Anaheim's scouting department on a part-time basis and is responsible for amateur scouting in the Eastern Canada region.

Prior to joining the Ducks, Pilotte served as Assistant General Manager of the Blainville-Boisbriand Armada (2011-2014), the Montreal Juniors (2008-2011) and the Gatineau Olympiques (2007-2008) in the Quebec Major Junior Hockey League. He also served as General Manager of the Val-d'Or Foreurs in the QMJHL from 1999-07. Before Val-d'Or, Pilotte was the Chief Scout and Assistant General Manager of the Shawinigan Cataractes from 1992-99. He also worked as a part-time scout with the Chicago Blackhawks from 1994-98. Pilotte's first scouting assignment was with the Drummondville Voltigeurs from 1989-91.

Stéphane and his wife, Nathalie, have a daughter, Catherine (22) and son, Etienne (18). The family resides in Montreal, Quebec.



STEVE LYONS

AMATEUR SCOUT

Steve Lyons enters his fifth season scouting with the Anaheim Ducks. He is responsible for amateur scouting across the United States and concentrates on the NCAA, junior and high school levels to find potential draft prospects.

Lyons is in the midst of his 29th year as an NHL scout. He spent the first 12 seasons with the Chicago Blackhawks (1986-98), serving as their United States Scout. In 1988, he was instrumental in the evaluation and eventual drafting of Boston native Jeremy Roenick as the eighth overall pick. Following his stint with the Blackhawks, Lyons spent the next five years with the Colorado Avalanche (1998-03), covering North America and Europe while serving as an amateur scout for the 2001 Stanley Cup Champions. Following his time with the Avalanche, Lyons worked with the Phoenix Coyotes scouting department from 2003-11 and served as the Assistant Director of Amateur Scouting from 2008-11.

Prior to scouting, Lyons played professionally in both the Atlantic Coast Hockey League (Mahawk Valley - Virginia) and the International Hockey League (Indianapolis Checkers). Lyons played collegiate hockey for the University of New Hampshire (ECAC) from 1980-83, recording 48-79=127 points in 101 games. He also led the team in scoring (20-35=55 in 34 games) during his final season. In 1980, the Boston native was the first high school player ever to be drafted by the Boston Bruins (6th round, 123rd overall).

Steve and his wife, Debbie reside in Easton, MA and have three children (Kevin, Greg and Kelly) and three granddaughters (Brooke, Kendall and Hadley).



DOUG SHEARER

EQUIPMENT MANAGER

Doug Shearer enters his ninth season with the Anaheim Ducks, his 32nd in the National Hockey League.

Shearer joined the Ducks after serving as head equipment manager for the Washington Capitals from 1983-07. While with the Capitals, Shearer saw the club advance to the Stanley Cup Final during the 1997-98 season. He joined the Capitals organization at the start of the 1981-82 season, serving as the head trainer for the Hershey Bears, Washington's primary affiliate of the American Hockey League.

Shearer also had the privilege to join Team USA on several occasions as the head equipment manager, including the 2003 World Championship in the Czech Republic, the 2002 Olympic Winter Games in Salt Lake City and the 1997 World Championship in Finland. In addition, he served as equipment manager for the 1999 NHL All-Star Game in Tampa, following Washington's appearance in the Stanley Cup Final.

A native of Salisbury, NC, Shearer is a graduate of West Chester State College and holds a Bachelor of Science degree in Health and Physical Education. In his spare time, Doug enjoys hunting and fishing. Shearer and his wife, Carrie, have two children: son, Zach and daughter, Amy. The family resides in Maryland.



CHRIS ALDRICH

ASSISTANT EQUIPMENT MANAGER

Chris Aldrich begins his seventh season as the Anaheim Ducks' Assistant Equipment Manager and ninth with the organization.

Aldrich has more than 21 years of experience in the industry, including serving as the equipment manager of previous Anaheim American Hockey League (AHL) affiliates, Iowa (2008-09) and Portland (2007-08). Prior to joining the organization in 2007, he spent 17 seasons as a member of the Boston Bruins franchise. Chris first held the post of equipment manager with the Providence Bruins (AHL) and then moved up the ranks to become assistant equipment manager for the NHL Bruins for 10 years. He got his start working for the then-AHL Maine Mariners during college. Chris

cites working the Stadium Series game at Dodger Stadium as his favorite hockey memory.

Following the 2009-10 NHL season, Aldrich traveled to Cologne, Germany where he served as an equipment manager for Team USA at the 2010 IIHF World Championship.

Originally from Windham, ME, Aldrich attended Rhode Island College and majored in history. When away from the rink, he enjoys playing tennis and is also an auto racing enthusiast. In addition, Chris is an avid runner, having completed the Boston Marathon on three separate occasions. Chris and his wife, Susan, reside in Yorba Linda with their son, Andrew (8).



JEFF TYNI

EQUIPMENT ASSISTANT

Jeff Tyni enters his 11th season with the Ducks and his first season as Equipment Assistant. Tyni will be responsible for assisting Equipment Manager Doug Shearer and handling equipment transfers for visiting teams at Honda Center and *THE RINKS* - Anaheim Ice. Tyni previously worked with the Ducks as a Locker Room Assistant from 2005-15.

The Orange County native played in the Southern Professional Hockey League (Fayetteville) and served as a backup goaltender for several teams in the NHL (St. Louis) and ECHL (Fresno, Stockton, Long Beach). Before joining Anaheim's Hockey Operations staff, Tyni worked at *THE RINKS*

-Anaheim Ice as a Zamboni driver and at Honda Center on the Event Crew. Tyni received his Bachelor's Degree from California State University, Fullerton.

Away from the rink, Jeff enjoys playing golf and traveling to Canada. He resides in Orange, CA with his wife, Mira. They are expecting their first child later this year.



JOE HUFF

HEAD ATHLETIC TRAINER

Joe Huff enters his third season as Head Athletic Trainer with the Anaheim Ducks, having been a member of the organization since 2008. He served as Head Athletic Trainer for the club's American Hockey League affiliates in his previous role.

A graduate of Iowa State University (1998) with an Exercise & Sports Science degree, Huff began his career with the Central Hockey League's Macon Whoopee (1998-99). Following a season with Macon, Huff became the Head Athletic Trainer for the Des Moines Buccaneers (USHL) where he spent the next six seasons. He then moved on to the ECHL, taking on the Head Trainer position with the Augusta Lynx in 2005. Huff joined the Ducks' then-AHL affiliate in Iowa for the 2008-09 season and then moved on to Syracuse with the club for the 2010-11 and 2011-12 seasons. During the 2012-13 season Joe worked with the Norfolk Admirals, Anaheim's first year of affiliation with the AHL squad.

Joe and his wife, Lisa, along with their two daughters, Macy (13) and Marin (10), reside in Anaheim Hills. When away from the rink, Joe enjoys spending as much time outdoors as possible.



MIKE HANNEGAN

ASSISTANT ATHLETIC TRAINER

Mike Hannegan begins his fourth season as the Anaheim Ducks' Assistant Athletic Trainer. An Orange County native, Hannegan joined the organization in 2012 after a three-year stint in St. Louis as the assistant athletic trainer for the Blues (2009-12). His resume includes over 14 years of experience in hockey athletic training.

Hannegan previously served as head athletic trainer for the Peoria Rivermen in the American Hockey League from 2007-09. He has also been head athletic trainer for clubs in both the ECHL and Central Hockey Leagues (Richmond, Las Vegas, Macon). He was selected in 2006 to represent the National Conference at the ECHL All-Star Game. Hannegan's international experience includes serving as the athletic trainer for Team USA at the 2000 IIHF World Inline Hockey Championships in the Czech Republic.

Mike received his B.S. in Athletic Training/Exercise Physiology from Chapman University and went on to complete his Master's of Science degree in Athletic Training from California University of Pennsylvania. He is a Certified Athletic Trainer with the National Athletic Trainers' Association and a Certified Strength and Conditioning Specialist with the National Strength Coach's Association.

Mike resides in Tustin with his wife, Kelly, and their son, Aiden (9). He is a graduate of Foothill High School (Santa Ana) and worked at both *THE RINKS* — Anaheim ICE and Honda Center as a Zamboni driver before leaving Southern California to pursue high education.



MARK FITZGERALD

STRENGTH & CONDITIONING COACH

Mark Fitzgerald enters his first season with the Ducks as the team's Strength and Conditioning Coach. Fitzgerald previously worked with the Canadian Hockey League (CHL) as the Head of Performance and Nutrition, where he oversaw the combine development program and implemented many unique nutritional and educational programs. Fitzgerald also served as the Strength Coach for the American Hockey League's Toronto Marlies from 2009-14. In addition, he owns Elite Training Systems, a high-performance training center that caters to athletes from all sports.

Mark, his wife, Danielle, and their three children, Kane (3), and twins Molly (1) and Cal (1), reside in Anaheim Hills.



JAMES PARTIDA

MASSAGE THERAPIST

James Partida enters his 11th season as Massage Therapist for the Anaheim Ducks. He assumed the role in September 2005.

Prior to joining the Ducks, Partida served as a massage teacher, honing his technique after his interest was piqued while taking a shiatsu massage class in 1994. He received his Certified Massage Therapist degree at the Shiatsu Massage School of Southern California. Partida also has a Physical Medicine Assistant license from Pacific College in Santa Ana. In 2008, James received his ART (active release technique) certification, and later completed a certification course to become a postural alignment specialist at Egoscue University in 2011. In addition, he is an Advisory Board member for American Career College's massage therapy program. Partida also works with other professional athletes as well as many celebrities.

Partida and his wife, Kathleen, have four children: daughters Nicole (28), Rosie (24) and Sydney (16), and son James Rafael (7). They also have one granddaughter: Angela (5). The Partida family resides in China.



KEVIN TAYLOR

PHYSICAL THERAPIST

Kevin Taylor is in his first season as Physical Therapist for the Anaheim Ducks. Taylor has practiced physical therapy in Orange and Los Angeles counties since 1992, working with a variety of high school, college and professional athletes in hockey and other sports. A board certified clinical specialist in orthopedic physical therapy, Taylor earned a Bachelor of Arts from California State University, Fullerton in 1986 and a Master's in Physical Therapy from Chapman University in 1992. An Orange County native, Taylor works at Physiotherapy Associates in Anaheim Hills during the offseason. He lives in Anaheim Hills with wife and three children, and enjoys mountain bike riding and fishing.

TEAM PHYSICIANS

Medical Director, Orthopedic Surgeon . . . Dr. Orr Limpisvasti
Oral Surgeon Dr. Bao-Thy Grant
Internal Medicine Dr. Satoshi Kamada
Orthopedic Surgeon Dr. Brian Schulz
Foot/Ankle Surgeon. Dr. Ken Jung
Hand Surgeon Dr. David Hay

Primary Care Physician Dr. Chris Kroner
Team Neuropsychologist Dr. Betsy Parker
Team Neuropsychologist Dr. Josh Johnson
Consultant Dr. Craig Milhouse
Dentist Dr. Rick Morimoto



HONDA CENTER ***AND THE*** ***COMMUNITY***

DUCKS STAFF



Andres Abarca

Inside Sales Representative



Daniel Alvarez

Business Retention Account Executive



Angelo Anello

Business Development Account Executive



Natalie Aronson

Broadcasting Intern



Wendy Arciero

Director of Community Relations



Jason Arellano

Business Development Account Executive



Terri Awde

Manager, Corporate Partnership Activation



Champ Baginski

Fan Development Marketing Manager



James Bakken

Senior Manager of Ticket Operations



Jill Bauer

Director of Merchandise



Randy Bernabe

Media Services Associate



Andrea Berryman

Premium Office Coordinator



Adam Blue

Activation Coordinator



Adam Brady

Director of Publications & New Media



Jesse Bryson

Community Relations Manager



Gina Bulgheroni

Assistant Manager, Premium Ticketing



Jonas Calicdan

Assistant Ticketing Manager



Lou Rae Campbell

Accounts Payable



Jana Cannavo

Premium Services Manager



David Casper

Inside Sales Representative



G.M. Ciallella

Marketing/Promotions Coordinator



Janet Conley

Executive Assistant



Rich Cooley

Director of Production & Entertainment



Jason Cooper

Fan Development Marketing Coordinator



Sandy Cornelisz

Retail Operations Assistant Manager



Jennifer D'Anna
Group Sales Account Executive



Michelle Della Rocco
Business Retention Account Executive



Adam Drexler
Marketing Intern



Rob Dumlao
Accounting Assistant



Chase Flanigan
Hockey Operations Coordinator



Ashley Forbes
Community Relations Coordinator



Kent French
Host/Producer



Jamie Friedrich
Group Sales Account Executive



Gina Galasso
Director of Human Resources



Alex Gilchrist
Director of Media & Communications



Madeline Gillin
Business Retention Account Executive



James Goddard
Inside Sales Representative



Cheryl Gorman
Administrative Services Manager/Executive Assistant



Joshua Guereque
Associate Producer



Casey Haakinson
Premium Sales Account Executive



Amanda Haney
Inside Sales Representative



Ryan Herrman
Fan Development Marketing Coordinator



Jamie Hernandez
Group Sales Account Executive



Steve Hoem
Media & Communications Manager



Joseph Hwang
Senior Manager of Fan Development Marketing



Jeff Ipjian
Junior Graphic Designer



Cindy Iwami
Marketing Associate



Paul Janicki
Digital Content Associate



Lisa Johnson
Director of Ticket Sales & Service



Ryan Johnson
Marketing/Promotions Coordinator

DUCKS STAFF



Matt Kato

Retail Store Operations Manager



Chris Kenyon

Manager, Business Development
and Retention



Mariana Koontz

Senior Graphic Designer



Kameron Kwok

Season Ticketing Representative



Melissa Laity

Business Development Account
Executive



Debora Lee

Business Development Account
Executive



Ryan Lichtenfels

Manager of Hockey Operations



Kris Loomis

Senior Manager of Signature
Programs & Events



Keren Lynch

Publicist



Colleen MacKinnon

Executive Assistant Hockey
Operations



AJ Manderichio

Social Media Producer



Melody Martin

Controller



Davin Maske

Entertainment Manager



Geoff Matthews

Premium Sales Account Executive



Laura McNary

Community Relations Manager



Brett Miller

Business Development Account
Executive



Sarah Moews

Entertainment/Production
Associate



Nick Moller

Business Retention Account
Executive



Lisa Monson

Human Resources Associate



Sara Morales

Senior Manager of Corporate
Partnership Activation



Wendy Mulhall

Human Resources Manager



Michael Munoz

Season & Group Sales
Coordinator



Caroline Nam

Inside Sales Representative



Christie Nevin

Premium Ticketing Representative



Trent Nielsen

Senior Marketing Manager



Derek Ohta

Senior Corporate Partnership
Manager



Jim Panetta

Director of Premium Sales
& Service



Matt Payne

Manager of Group and
Inside Sales



Lisa Penalosa

Database Analyst



Katie Rodin

Assistant General Counsel



Jillian Samuelli

Coordinator of Minor League
Hockey Operations



Matt Savant

Director of Marketing & Brand
Management



David Schenker

Signature Programs & Events
Coordinator



Josh Schlichter

Media & Communications Intern



Jamie Schofield

Signature Programs & Events
Manager



Esther Shimizu

Human Relations Specialist



Kyle Shohara

Publications & New Media
Associate



Graham Siderius

Director of Corporate Sales



Rosanna Sitzman

Financial Analyst



Robert Slaby

Group & Inside Sales Ticketing
Representative



Tiffany Spiritosanto

Broadcasting Associate



Gabe Suarez

Associate Producer



Regina Terrana

Payroll



Timothy Thompson

Premium Sales Account Executive



Peter Uvalle

Producer



Donna Vass

Human Resources Manager



Christian Young

Activation Coordinator



John Watson

Premium Ticketing Representative

ANAHEIM ARENA MANAGEMENT



Nicala Allen
Marketing Intern



Jo-Ann Armstrong
Director of Booking



Shelly Baker
Operations Office Manager



Joe Barrett
Operations Manager



Dion Beckton
Manager, Engineer & Maintenance



Charles Boswell
Operations Manager



Jennifer Breen
Financial Analyst



Nate Chivers
Sound Technician



Jason Davis
Senior Event Manager



Marissa Deckert
Event Services Manager



Chris DeLloyd
Event Crew Supervisor



JoJo Doyle
Executive Chief



Lauren Esterline
Marketing Program Manager



Omar Felix
AV Technician



Nate Gardner
IT Associate



Alex Gigliotti
Booking Intern



Jeff Grant
Parking Manager



Jon Hampe
Assistant Security Manager



Deanna Hernandez
Payroll



Joel Hobson
Director of Marketing



Tisha Johnson
Manager, Premium Operations



Maree Kurtz
Accountant



Angela Leu
Controller



Patricia Macias
Concessions Staffing Manager



Quinn Mackin
Director of Events



Julie Margolin
Director of Food & Beverage Services



Linda Martinez
Mail Services Supervisor



Brent Mater
Director of Operations



Adam Mendelsohn
Senior Media & Marketing Manager



Esther Methvin
Receptionist



Troy Naragon
IT Associate



Ray Navarro
Assistant Parking Manager



Mark Neumann
Director of Ticket Operations



James Pearson
Controller



Loree Peevey
Accountant



Jon Perrigo
Concessions Manager



Tracy Richmond
Media & Communications
Project Manager



Ana Robles
Payroll



John Santos
Security/Public Safety
Manager



Jeff Trout
Safety & Health
Compliance Manager



Matthew Trout
Event Manager



Merit Tully
Director of Media &
Communications



Rodney Tumalian
Manager of Suites &
In-Seat



Steve Van Berckelaer
Ice Technician



Matthew Warwick
Assistant Event Services
Manager



Samantha Wilson
Suites & In-Seat Manager



Mike Wing
IT Manager

THE RINKS



Ron Alexander
League Coordinator,
Huntington Beach



Craig Appleby
Marketing Associate



Cynthia Cazares
Payroll



Jesse Chatfield
Corporate Partnerships &
Marketing Manager



George Estrada
Ice Maintenance, Lakewood



Cindy Frazier
Programs Manager,
Anaheim & Westminster



Audrey Hodges
Accounting Supervisor



Rick Hutchinson
Hockey Director, Anaheim
& Westminster



Eddie Limbaga
General Manager, Irvine



Greg Martin
Supervisor, Irvine



Jacqueline Palmore
Figure Skating Manager,
Lakewood



John Saitta
Figure Skating Director,
Anaheim & Westminster



Art Trottier
Vice President



Jonathan Watanabe
Marketing Intern



Tony Witt
General Manager, Yorba
Linda



Phil Zamora
General Manager,
Lakewood



Prime Ticket is the destination for the most local, comprehensive coverage of the Anaheim Ducks. In its 23rd season as a telecast partner, Prime Ticket features **Brian Hayward** in the booth for his 23rd season as the Ducks analyst while **John Ahlers** is in his 14th season as play-by-play announcer. **Julie Stewart-Binks** and **Kent French** return to rotate at the reporter position throughout the season.

"Ducks Live" will again supply pre- and post-game coverage for all games on Prime Ticket as French alternates at the host position with **Mark Rogondino**. Also returning to the set is analyst **Guy Hebert**, who will provide unique insight and analysis from Honda Center. Connected, original, fast-paced and fun, *"Ducks Live"* brings fans closer to the team with player and coach interviews, game analysis and much more.

Returning every Friday night throughout the regular season on Prime Ticket, *"Ducks Weekly"* will again take fans inside the Ducks organization. Hosted by French, *"Ducks Weekly"* goes behind the scenes with player interviews, exclusive features and unmatched access to the team.

Prime Ticket and its sister network, FOX Sports West, have been providing local sports coverage to Southern California, Nevada and Hawaii for over 25 years. Together, Prime Ticket and FOX Sports West present more live, local sports programming than any other network or broadcast system in the market, producing over 800 live sporting events including 2,500 hours of live and original programming every year. For complete regional sports news, provocative opinions, telecast schedules and updated statistics, visit www.foxsportswest.com.



JOHN AHLERS

TELEVISION PLAY-BY-PLAY

John Ahlers begins his 14th season as the Anaheim Ducks' play-by-play voice on Fox Sports Prime Ticket. He has called 826 regular-season Ducks games since joining the club prior to the 2002-03 season along with numerous NHL games for NBC Sports Network over the previous eight seasons.

Each season, Ahlers is a significant contributor to the team's award-winning Ducks S.C.O.R.E. program, an educational initiative that impacts over 25,000 elementary school students. He teaches the students the value of teamwork in sports, in school and in life. Using team building exercises that relate to hockey, this interactive presentation demonstrates the importance to work effectively with others to achieve success in all endeavors. Ahlers can also be seen and heard at many of the Ducks community relations events, where he works as host and emcee.

Prior to joining the Ducks, Ahlers was with the Tampa Bay Lightning organization. While in Tampa Bay, Ahlers served as radio play-by-play voice from 1999-02. A 26-year broadcast veteran with 2,018 games behind the microphone (including 1,170 in the NHL), he also worked as host of the Lightning's television pre-game show, and Lightning Weekly, a magazine format program aired on Florida's Sunshine Television Network.

Prior to his stint with Tampa Bay, Ahlers spent five seasons as the television and radio voice of the International Hockey League's (IHL) Detroit Vipers. During that time, he also worked as broadcaster of the IHL Game of Week and Turner Cup Finals for Fox Sports Net. While with the Vipers he received numerous awards, including the IHL Broadcaster of the Year in 1995 and Emmys for Best Sports Broadcasts in 1995, 1998 and most recently in 2003 for Best Live Sports Broadcast during Game 4 against Detroit in the first round of the Stanley Cup Playoffs.

A graduate of Michigan State University, Ahlers has the call for NCAA college football games on SportsUSA Radio Network for the fourth consecutive season in 2015. He has also served as the voice of the Salt Lake Golden Eagles (IHL) and the Louisville IceHawks (East Coast Hockey League) as well as Michigan State and Colorado College hockey.

John and his wife, Cindi, were married in the summer of 2008. The couple resides in Trabuco Canyon, CA.



BRIAN HAYWARD

TELEVISION COLOR ANALYST

The original television analyst for the Anaheim Ducks, Brian Hayward is in the midst of his 23rd season with the club. He has called 1,311 regular-season Ducks games since joining the team and celebrated his 1,000th Ducks broadcast on Jan. 16, 2011 vs. Edmonton. Over the past 22 years, he has earned a reputation as one of hockey's most articulate and informative analysts. He has also been an active member of the Orange County community since joining the Ducks, participating in numerous charitable events on behalf of the club.

Hayward has also called national games for NBC, ABC, ESPN, ESPN2 and CBC. He appeared as an analyst for the "NHL on NBC," which included work at the 2014 Stadium Series Game at Dodger Stadium and the 2006 Olympic Winter Games in Torino, Italy. He also served as color commentator for the 2004 World Cup of Hockey on ESPN's telecasts of the event. In 1998, he was a roving reporter during the Stanley Cup Final for ESPN, where he had the distinction of interviewing President Bill Clinton during a game in Washington.

After earning All-American honors as a goaltender at Cornell in 1982, Hayward went on to play in the NHL with the Winnipeg Jets, Montreal Canadiens, Minnesota North Stars and San Jose Sharks. In 1984-85, Hayward established a franchise record by winning 33 games with the Jets.

In Montreal, he teamed with Patrick Roy to win the William M. Jennings Trophy three consecutive years (1987-89) as the team allowing the fewest goals over the course of the regular season. Hayward also appeared in the Stanley Cup Final in 1986 with Montreal and 1991 with Minnesota.

A member of the inaugural San Jose Sharks in 1991-92, Hayward gained experience as an analyst on select Sharks games while sidelined with injuries. When a back injury forced a premature end to his playing career, he became a full-time broadcaster with the Ducks.

A native of Toronto, Ontario, Hayward holds a degree in business management from Cornell. He resides in Anaheim Hills with his wife, Angela. His daughter, Courtney recently got married and now lives in Los Angeles, CA.



STEVE CARROLL

RADIO PLAY-BY-PLAY

Steve Carroll is in his 17th season as radio play-by-play voice of the Anaheim Ducks in 2015-16, having called 1,190 regular-season games since joining the club. A veteran of 40 years as a play-by-play announcer, Carroll joined the Ducks in 1999-00 and celebrated his 1,000th regular-season broadcast with Anaheim on Mar. 2, 2013 vs. Phoenix.

After landing his first play-by-play job as voice of the Mineral Area Junior College Men's Basketball Team (Flat River, Missouri) in 1976, Carroll has gone on to broadcast in several sports at both the college and professional levels. The long list of baseball teams includes the Los Angeles Angels of Anaheim, the Nashville Sounds (Triple-A), Huntsville Stars (Double-A) and Iowa Cubs (Triple-A). He has been employed in nine states and has called action in every state with the exception of Alaska and Idaho. At one point in the mid-1990s, Carroll was in Nashville broadcasting for five teams in three sports while freelancing for a newspaper. His work included covering the Nashville Knights of the ECHL and Vanderbilt University basketball and football (radio and television).

Carroll joined the Ducks after spending the previous two seasons handling the radio play-by-play duties for the New Orleans Brass of the ECHL, including serving in the communications, media relations and corporate sales departments. He also called games for the New Orleans Zephyrs, a Triple-A affiliate of the Houston Astros, from 1996-98. In addition, he handled play-by-play for the New Orleans Storm professional soccer team.

Carroll has previous NHL broadcasting experience with the Philadelphia Flyers, serving as radio play-by-play announcer for the 1995-96 season. He also called action for the New Haven Nighthawks of the AHL during the 1985-86 season and the Des Moines Buccaneers (USHL) from 1981-85.

A native of St. Louis, MO, Carroll is also a contributor to AnaheimDucks.com, the club's official team website. On behalf of the team, he's served as an emcee at several charity events during the season and in the summer months. Along with his work with the Angels in 2011 as co-host of "Angels Today," Carroll also co-hosted "This Week in Angels Baseball" for two years on Adelphia Cable in Southern California.

Steve and his wife, Rhonda, reside in Ladera Ranch, CA.



DAN WOOD

RADIO COLOR ANALYST

Dan Wood is in his seventh season as radio color analyst for the Anaheim Ducks, having called 458 regular-season games through 2014-15. Wood, who was named to his position on Aug. 24, 2009, joins Steve Carroll in the Ducks radio broadcast booth for all pre-, regular and postseason games, led by flagship station AM 830 KLAA. In addition to his duties as radio color analyst, Wood also contributes

to AnaheimDucks.com.

An 18-year veteran writer of NHL hockey, Wood covered the Ducks for the Orange County Register from 2000-09, including the club's run to the 2007 Stanley Cup championship. Prior to joining the Register, Wood covered the San Jose Sharks for the Contra Costa Times from the team's inception in 1991 until 2000.

A professional sportswriter since June 1980, Wood previously covered Stanford University football, men's and women's basketball, Bay Area college baseball and St. Mary's College basketball, as well as high school and local sports.

Born in Ely, NV, Wood grew up in Livermore, CA, in the East Bay portion of the San Francisco Bay Area. He graduated from Livermore High School in 1976 and San Jose State University in 1980 (journalism major, sociology minor). He currently resides in Anaheim, CA with wife, Kim. His daughter, Jennifer, resides in Nashville, TN and his son, Kenny, lives in San Diego, CA.



JOSH BREWSTER

RADIO POSTGAME HOST

Josh Brewster is in the midst of his 10th season as host of "Duck Calls" on AM 830 KLAA following all Anaheim Ducks games. The call-in show offers fans an opportunity to discuss the game and converse with a wide variety of guests, including players, broadcasters, writers and executives from the world of hockey.

In addition to hosting "Duck Calls," Brewster appears weekly on Sirius/XM NHL Network Radio and serves as editor-in-chief of his website, HockeyTalkRadio.com. On television, he provided color commentary for Team USA at the World University Games for Fox College Sports and has narrated programs on Animal Planet and USA Network. Brewster has also written for NHL.com, *The Hockey News* and *Hockey Digest*. His career in hockey media is profiled in the book, *"Living the Hockey Dream"* by Brian Kennedy.

A native of Buffalo, NY, Brewster resides in Los Angeles with his wife, Catherine, and sons, Brent and Shane.



AM830-KLAA is entering its 10th season as the radio home of the Anaheim Ducks. Play-by-play announcer Steve Carroll is in his 17th season calling the action and will be joined again by analyst Dan Wood for the seventh consecutive year. AM830 is a locally-owned 50,000-watt radio station which provides both live sports and a sports talk format serving Southern California.

AM 830 is the flagship station for the Ducks and Angels Baseball, in addition to live coverage broadcasts of both Notre Dame and San Francisco 49ers football. Weekday sports programming include The Rich Eisen Show, The Sports Lodge with Roger Lodge, and ESPN's sports programming. Weekends feature live programming covering horse racing, extreme sports and other areas of interest to sports fans.



Skyview Networks serves as the official radio network provider of the Anaheim Ducks.

Skyview Networks is a broadcast technology and national sales solutions company that provides services to ABC Radio, 200-plus professional and collegiate sports organizations, and two state news networks.

Founded in 1995, Skyview Networks is based in Scottsdale, Ariz., and provides satellite distribution, full network automation, affiliate relations, inventory management systems and national audio sales services. For more information visit skyviewnetworks.com.



Nestled in the heart of Orange County, Honda Center stands as one of the premier entertainment and sports venues in the country. Opened in 1993, the venue is owned by the City of Anaheim and managed by Anaheim Arena Management, LLC. Home to the 2007 Stanley Cup champion Anaheim Ducks, the arena annually hosts several top-name concerts, exciting sporting events and family favorites such as the Harlem Globetrotters, Stars on Ice and Ringling Bros. and Barnum & Bailey Circus. Throughout the years, capacity crowds have filled Honda Center for world class acts including recent performances by Foo Fighters, Bette Midler, Maroon 5, Ariana Grande, Romeo Santos and more.

Since 2005, Ducks owners Henry and Susan Samueli have invested nearly \$100 million into facility upgrades, most of which have a direct positive impact on the guest experience. Unveiled this season, Honda Center's new state-of-the-art scoreboard measures nearly 20-feet-tall and over 30-feet-wide, and offers the clearest and highest definition picture available in any North American venue.

Additional upgrades include the newly-branded Shock Top Terrace, the full-service restaurant Standing 'O' and a world-class expanded Anaheim Ducks Team Store. Also installed throughout the venue is the state-of-the-art Cisco StadiumVision system which utilizes more than 500 new HD monitors and nearly 40 new video walls.

Honda Center offers fans a facility that is both beautiful to behold and a delight in which to view any event, reflecting state-of-the-art design in both form and function. Hosting an average of 163 events and 1.6 million guests annually, the arena affords visitors incredibly comfortable seating and some of the best sight lines and proximity to the action found anywhere.

Honda Center also recently introduced a new curtaining system, which allows for three distinct seating configurations; a full arena set-up, The Theatre at Honda Center and a lower-bowl only option. The innovative new program gives Honda Center the ability to host events ranging from 3,500 to more than 18,000, while at the same time keeping the consistent feel of a packed house.

The arena has three levels of seating. Closest to the arena floor is the Plaza Level with 5,200 seats and 39 luxury suites. Just 21 rows above ice, the exclusive Pacific Premiere Club Level is accessible only to Premium Seat holders. It contains 1,750 seats, 44 luxury suites, The Grand Terrace and the Jack Daniel's Old No. 7 Club. The third level, the Terrace Level, has a total of 9,200 easily

accessible seats.

The arena is located in Orange County, east of the 57 (Orange) freeway on Katella Avenue. Five major freeways (57, 22, 5, 91, 55) are conveniently located within a five-mile radius of the facility.

HONDA Center

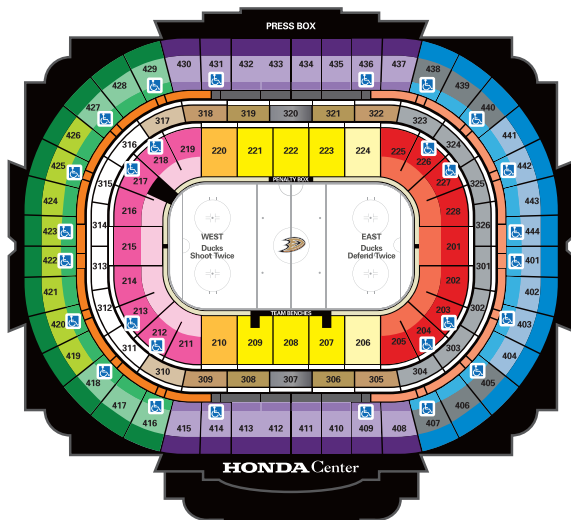
Location Site: 2695 East Katella Avenue (at Douglass, east of 57 freeway)

Seating Capacity (including Suites): 17,174 for hockey and other rink events; 18,366 for basketball; 18,900 for center stage events; 18,325 for end stage events and 7,000 for Theatre events. Seating is customized per event.

Arena Highlights: NCAA Men's Basketball Tournament First and Second Round (2008), NCAA Men's Basketball Tournament Western Regionals (1998, 2001, 2003, 2011, 2014), 1999 NCAA Frozen Four, UFC 63, UFC 59, UFC 76, UFC 121, UFC 157, UFC on FOX 1, World Gymnastics Championships, 2004 U.S. Team Trials - Gymnastics, 2005 World Badminton Championships, U2, Bette Midler, Paul McCartney, Eagles, Barbra Streisand, AC/DC, Andrea Bocelli, Tim McGraw, Madonna, Prince, Van Halen, Jimmy Buffett, Bon Jovi, Billy Joel, the John R. Wooden Classic, The Wooden Legacy, Bruce Springsteen, Roger Waters, Celine Dion, Elton John, The Rolling Stones.

Attendance: Since 1993, more than 35 million fans have been entertained at Honda Center, enjoying more than 3,500 events.

TICKET INFORMATION



SECTIONS

PLAZA

203, 204, 212, 213, 217, 218, 225, 227

CLUB

312, 313, 314, 315

TERRACE

401, 403, 405, 407, 409, 414, 416, 418, 420, 422, 423, 425, 427, 429, 431, 436, 438, 440, 442, 444

2015-16 SEASON TICKET PRICING

	AVERAGE FULL SEASON PRICE/GAME	AVERAGE HALF SEASON PRICE/GAME	AVERAGE MINI PLAN PRICE/GAME	AVERAGE INDIVIDUAL PRICE/GAME
Glass	\$240	\$264	\$ ----	\$350
Plaza Center	\$116	\$129	\$138	\$160
Plaza Main West	\$108	\$119	\$126	\$150
Plaza Main East	\$93	\$103	\$113	\$130
Plaza Goal Lower West	\$93	\$101	\$109	\$135
Plaza Goal Lower East	\$87	\$96	\$104	\$125
Plaza Goal Upper West	\$71	\$82	\$90	\$105
Plaza Goal Upper East	\$60	\$75	\$81	\$90
Ducks Only Club* (310 & 317)	\$99	\$106	\$110	\$115
Ducks Only Club* (311 - 316)	\$94	\$100	\$104	\$113
Terrace Lower Center (Row A)	\$62	\$73	\$80	\$90
Terrace Lower Center (Row B-C)	\$57	\$70	\$77	\$77
Terrace Lower West (Row A)	\$45	\$55	\$59	\$75
Terrace Lower West (Row B-C)	\$42	\$53	\$57	\$71
Terrace Lower East (Row A)	\$40	\$50	\$54	\$70
Terrace Lower East (Row B-C)	\$38	\$47	\$52	\$65
Terrace Center (Row D-G)	\$35	\$40	\$44	\$60
Terrace Center (Row H-P)	\$31	\$38	\$42	\$43
Terrace Center Upper (Row Q-U)	\$25	\$28	\$32	\$36
Terrace Goal West (Row D-G)	\$25	\$35	\$38	\$55
Terrace Main West (Row H-P)	\$24	\$34	\$37	\$41
Terrace Goal West (Row H-P)	\$23	\$32	\$35	\$40
Terrace Value West (Row Q-U)	\$19	\$24	\$27	\$35
Terrace Goal East (Row D-G)	\$23	\$33	\$36	\$50
Terrace Main East (Row H-P)	\$22	\$32	\$35	\$39
Terrace Goal East (Row H-P)	\$21	\$30	\$33	\$37
Terrace Value East (Row Q-U)	\$18	\$22	\$25	\$33



The official team colors and logo were unveiled on June 7, 1993.

HOW IT ALL BEGAN

On October 2, 1992, Walt Disney Pictures released the hit movie "The Mighty Ducks" and created a new wave of excitement among the nation's youth and ice hockey. Starring Emilio Estevez and a band of kids who learn to play and win as a team, "The Mighty Ducks" grossed \$51 million at the box office and served as the inspiration for the name of the Walt Disney Company's NHL club.

The original official team colors and logo were unveiled on June 7, 1993, and Mighty Ducks merchandise was immediately propelled into one of the top sellers in all of professional sports.

Purple, jade, silver and white were chosen as the team's colors while an attractive crest featuring a duck head-shaped hockey mask was chosen to give the club its own unique identity. As a testament to the logos popularity, the Ducks original jersey was named the "most fashionable" uniform in all of sports at the inaugural ESPY awards in 1997.

A NEW LOOK UNVEILED

In the spring of 2005, Henry and Susan Samueli entered into an agreement with the Walt Disney Company to purchase the Ducks franchise. In the Samueli's first year of ownership, the Ducks set then-franchise records for overall wins (43) and standings points (98). Entering the 2006 Playoffs as the Western Conference's sixth seed, the Ducks upset the third-seeded Calgary Flames in a thrilling seven-game series and went on to sweep the Colorado Avalanche before losing to the Edmonton Oilers in the Western Conference Finals.


On June 22, 2006, a new era began for the franchise as the team became officially known as the Anaheim Ducks. In addition, a new logo and color scheme was unveiled. The new look and identity of the Ducks were a collaborative effort, mixing opinions of fans as well as Ducks players, ownership and management. All parties involved unanimously decided to go beyond simply altering the original concept of an aggressive duck character.

In shaping the new design, the focus was sharpened to create an overall image that expressed excitement, speed and a competitive edge. In addition, a classic color palette of black and metallic gold was developed, with an accent of orange as a metaphorical link to the team's Orange County home.

The result is a strong, typographic mark anchored by a stylized "D" that echoes the image of a duck's foot or footprint. The custom typography has a powerful forward momentum and is made up of metallic gold letters with orange drop-shadows and a black holding shape. The new uniforms are an evolution of the earlier sweater design but with gold, white and orange sweeping stripes influenced by the curves of the "D" in the Ducks logo.

Set with a new look for the 2006-07 season, the Ducks made history and won the Stanley Cup. The club also won its first-ever Pacific Division title, spending the final 72 games and 163 calendar days atop the division. Anaheim once again broke club records in wins (48) and standings points (110). The Ducks defeated Minnesota (4-1), Vancouver (4-1), Detroit (4-2) and Ottawa (4-1), becoming the first West Coast team to win the Stanley Cup since the 1925 Victoria Cougars and the first U.S. team on the West Coast to win it since the 1917 Seattle Metropolitans.





THIRD JERSEYS

The Ducks have appeared in four third jerseys (each pictured), with a fifth set to debut in 2015-16. Anaheim's first alternate sweater was a cartoon Duck breaking through a sheet of ice. The club moved to a more classic approach with its next two sweaters, using black with dark plum, silver and white accenting as its color palate for the alternate jersey worn during the 2003-04 and 2005-06 seasons.

The fourth third jersey debuted on Nov. 26, 2010. A black sweater with orange sleeves and side panels, it featured the "D" foot placed prominently on the chest. The shoulder patch integrated the original Mighty Ducks logo into a new oval mark, linking the team's past and present.

The newest third jersey is scheduled to debut on Friday, Oct. 16 vs. Colorado and will be worn 15 times during the course of the 2015-16 season.

STADIUM SERIES

The Anaheim Ducks and Los Angeles Kings wore specially designed jerseys and uniforms for the 2014 Coors Light NHL Stadium Series™ contest at Dodger Stadium on Saturday, Jan. 25, 2014. Anaheim's jersey featured a chrome-treated "D" logo, unique to the 2014 Coors Light NHL Stadium Series™ contest and inspired from the chrome details in the NHL shield. The Ducks Stadium Series jersey was orange, currently an accent color in the club's primary logo.

Anaheim's orange jersey for the game included enlarged player numbers for improved visibility in an outdoor venue, as well as a shoulder logo to signify the geographic rivalry between the Ducks and Kings. An interlocked "OC" logo appeared on the left shoulder of the Ducks' Stadium Series jersey. The NHL Stadium Series jersey was designed with creative input from the Ducks, Reebok and the NHL.



FROM THIRD TO PRIMARY

Beginning with the 2014-15 season, the club's 2010-14 third jersey was transformed into the new primary sweater. A white "road" version of the jersey was added. Both versions of the jersey now incorporate white laces and permanent integration with the "D" on both sweaters.

ANAHEIM DUCKS COMMITMENT TO THE COMMUNITY

The Anaheim Ducks take pride in serving the Southern California community through a variety of charitable fundraisers, educational programs and outreach activities, as well as the Anaheim Ducks Foundation. Together, the Anaheim Ducks and Honda Center strive to be actively involved in the local community. This commitment ranges from in-kind donations, charity tickets, recreational and educational programs, and the dedicated involvement of players, coaches, broadcasters, staff and mascot.



ANAHEIM DUCKS FOUNDATION

The mission of the Anaheim Ducks Foundation is to facilitate and support programs that produce positive change for children and families throughout Southern California by providing educational opportunities, broadening access to the sport of hockey and addressing the health and wellness needs of our community.

The primary beneficiary of the Anaheim Ducks Foundation is Anaheim Ducks S.C.O.R.E. (Scholastic Curriculum of Recreation & Education), a free program with standards-based curriculum including resources and incentives for teachers and students. Through the establishment of two major initiatives, In-Class Education and Physical Education, Ducks S.C.O.R.E. uses hockey to teach educational themes, reinforce the importance of positive character building and reward youth for their dedication pursuing academic excellence.

The Anaheim Ducks Foundation also funds the Anaheim Ducks Learn to Play powered by Ryan Getzlaf & Corey Perry, which offers first-time hockey players the chance to get on the rink in full hockey equipment for free. Players receive instruction on the basics of hockey and skating. Participants in the Anaheim Ducks Learn to Play program are provided with an equipment bag, helmet, shin guards, hockey pants,

elbow pads, shoulder pads, gloves and a jersey to use for the four-week session in order to be fully protected on the rink.

The Top Flight Street Hockey League is also an Anaheim Ducks Foundation program which is designed for participants with special needs varying in age and ability levels. The league runs group practices, clinics as well as games weekly. Group practices focus on helping participants establish basic hockey skills such as shooting, passing and stickhandling.

ANAHEIM DUCKS ANNUAL GOLF CLASSIC

The annual Anaheim Ducks Golf Classic presented by Honda features Anaheim Ducks players as the celebrity fifth player for a round of golf alongside Ducks fans and supporters. The Golf Classic raises funds to benefit the Anaheim Ducks Foundation.

The Anaheim Ducks Golf Classic presented by Honda offers on-course contests, along with a pre-shotgun program where event sponsors draft the Anaheim Ducks player who joins their foursome for an exciting afternoon of golf.

ANAHEIM DUCKS CENTER ICE PARTY

The Anaheim Ducks Center Ice Party presented by The Klein Family stands as the team's annual themed/costumed cocktail party, giving Ducks fans and Orangewood Children's Foundation supporters the chance to dance, dine and play casino-style games alongside Ducks players and coaches. Guests also



have the opportunity to bid on an assortment of silent auction items, as well as enter to win a variety of unique prizes in the evening's opportunity drawings.

Proceeds from the annual Anaheim Ducks Center Ice Party assist 44 Women for Children, an auxiliary of Orangewood Children's Foundation, in its scholarship efforts for Orangewood's emancipated foster youth. The mission of the Orangewood Children's Foundation is to end the cycle of child abuse by providing innovative programs focused on prevention, care, emancipation and public awareness.

LA CASA GARCIA'S WE GIVE THANKS

Honda Center and the Anaheim Ducks are proud to host We Give Thanks each Thanksgiving Day with local nonprofit partner We Give Thanks, Inc. and La Casa Garcia restaurant. This annual event at Honda Center provides a complimentary Thanksgiving dinner for local residents who might go without a meal during the holiday. For over 20 years, We Give Thanks has been serving meals to people in need, with more than 200,000 free meals being donated to the community.

More than 15,000 local residents fill the Honda Center parking lot to enjoy a traditional Thanksgiving meal and entertainment throughout the day. Ducks players, coaches and front office staff participate with their families to serve meals and give thanks on this special Thanksgiving holiday.

DUX IN TUX

Dux in Tux presented by Honda is an Anaheim Ducks signature event where players take on the role as celebrity sous chefs, joining Orange County's finest chefs to provide guests an evening of fabulous food and fun - all to benefit a great cause. Proceeds from Dux in Tux presented by Honda benefit the Anaheim Ducks Foundation.

The evening includes a silent auction, opportunity drawing and live auction filled with Ducks memorabilia and unique player experiences. Dux in Tux presented by Honda is the ideal night for Ducks fans to interact with their favorite Ducks players, all while enjoying a night of fine dining, quality service and exceptional cuisine.

ANAHEIM LADY DUCKS FASHION SHOW LUNCHEON

In the spring, the Anaheim Lady Ducks - wives and significant others of players, coaches and executive management - show off their fashion sense by hosting the Anaheim Lady Ducks Fashion Show Luncheon benefiting Children's Hospital of Orange County (CHOC Children's).

The event gives attendees the chance to spend the afternoon enjoying lunch with Ducks players and a fashion show featuring members of the team, their wives/significant others and CHOC Children's ambassadors walking the runway as they show off the latest spring fashion trends from Bloomingdale's, South Coast Plaza. The Fashion Show Luncheon includes a VIP reception, as well as a silent and live auction, jam-packed with Ducks and other sports memorabilia, fantastic vacation packages and beautiful jewelry.



HOLIDAY SHOPPING SPREE

The Anaheim Ducks host an annual Holiday Shopping Spree, which provides students from The Wooden Floor - a nonprofit organization serving low-income Santa Ana youth - the unique and fun opportunity to load up their shopping carts with necessities and gifts for their families in celebration of the holiday season. Accompanied by the Lady Ducks, The Wooden Floor students shop for new clothes, school supplies and other essentials as a special holiday treat, all underwritten by the Anaheim Ducks.

The Wooden Floor is one of the nation's most innovative after-school programs with a mission to empower low-income youth from diverse backgrounds to strengthen self-esteem, self-discipline and a sense of accomplishment through dance, academic and family programs.

POWER PLAY!

Each season, team staff members, Season Ticket Holders and corporate partners of the Anaheim Ducks and Honda Center team up to volunteer for a day of beautification projects at locations such as local elementary schools and the Boys and Girls Clubs of Anaheim. From installing a street hockey rink, painting murals and planting trees, the Power PLAY! is a great day for the volunteers to give back to the community.

STAFF VOLUNTEERING

The Anaheim Ducks are committed to making an impact in the community at all levels of the organization. The Anaheim Ducks, Honda Center and *THE RINKS* employees are dedicated to volunteering their time to a variety of local nonprofit organizations. Known as the Flight Crew, the group has participated in activities such as tree planting to benefit Music for Relief; ice skating parties with the Boys & Girls Clubs of Anaheim; trips to the Ringling Bros. and Barnum & Bailey Circus with children from Big Brothers Big Sisters of Orange County; assisting children at The Shea Center during equine therapeutic riding sessions; blood drives for the American Red Cross; clothing drives for the Goodwill of Orange County; and team building on a ropes course and zip-lining with Special Olympics Southern California athletes.

The Ducks, Honda Center and *THE RINKS* employees share the Anaheim Ducks commitment to the community and throughout the year, are actively engaged in assisting the community through volunteer service.



ANAHEIM LADY DUCKS

The Anaheim Ducks wives and significant others group, the Lady Ducks, are committed to assisting the local Southern California community through fundraising and volunteerism. Through their dedication to the community, they have assisted such organizations as CHOC Children's, The Wooden Floor, Share Our Selves and OC Animal Care. In addition to hosting the annual Fashion Show Luncheon, the Lady Ducks have also assisted in game-night activities including the Holiday Spark of Love Toy Drive; OC Animal Care pet supply drive for the local animal shelter and the NHL Hockey Fights Cancer awareness night at Honda Center.

ANAHEIM DUCKS ALUMNI ASSOCIATION

The Anaheim Ducks Alumni Association is comprised of a group of former Ducks players who are actively involved in the Anaheim Ducks community initiatives. Ducks Alumni members have participated in charitable events such as the San Manuel Rivalry Hold'em Poker Challenge, Ducks Alumni charity hockey games and *THE RINKS* Holiday Skate. The alumni are an enthusiastic group, looking to contribute to the community goals of the organization and provide a great way for fans to interact with some of their favorite Ducks of the past.

VISITS AND APPEARANCES

Each season, the Anaheim Ducks appear at a variety of community events. The Ducks make regular visits to CHOC Children's, visit local schools as part of the team's S.C.O.R.E. program, attend youth hockey clinics and rinks outreach efforts, appear at charitable fundraisers and much more.

DONATIONS

The Anaheim Ducks are dedicated to assisting charitable organizations throughout Southern California to raise funds by providing auction items for local events. Organizations interested in requesting a donation must be a 501(c)(3) agency located in Southern California. Requests must be submitted at least eight weeks prior to the date of the event online through the Ducks website: www.AnahemDucks.com/donationrequests.

GAME NIGHT ACTIVITIES

Anaheim Ducks games are a great opportunity to feature local nonprofit organizations and highlight the needs in the community. Each season, the Ducks host a variety of activities at home games, including awareness nights for the NHL initiative Hockey Fights Cancer presented by Loma Linda University Health, Military Appreciation Night presented by Pacific Premier Bank, S.C.O.R.E. Night and CHOC Night. In addition, the Ducks hold toy drives throughout the month of December, a pet adoption event for OC Animal Care, as well as in-game Ducks memorabilia auctions to benefit the Anaheim Ducks Foundation and numerous other nonprofits.

SURPRISE PUCK FUNDRAISER


Each season, the Anaheim Ducks Foundation sells a commemorative series Surprise Puck Set, featuring four limited edition pucks with proceeds benefiting the Anaheim Ducks Foundation. Fans pick an individually wrapped puck at random and receive either a Ducks player-autographed commemorative puck or one of 23 surprise orange pucks. The lucky winners of the commemorative Surprise Puck Fundraiser win a variety of great Ducks prizes such as memorabilia and meet-and-greet opportunities.

ANAHEIM DUCKS CHARITY TICKET PROGRAM

Through the generous donations of Anaheim Ducks corporate partners, players, management and fans, the Ducks are able to provide tickets throughout the season to 501(c)(3) charitable organizations in Orange County and surrounding areas. For more information on the Anaheim Ducks Charity Ticket Program, please call 877-WILDWING.



PLAYERS



FREDERIK ANDERSEN

31

CATCHES: Left **HEIGHT:** 6-4 **WEIGHT:** 236 **AGE:** 26; turns 27 on October 2, 2016
BORN: October 2, 1989; Herning, Denmark
DRAFTED: By Anaheim in the third round (87th overall) of the 2012 NHL Draft

2014-15:

Appeared in his second NHL season with Anaheim, going 35-12-5 with three shutouts, a 2.38 GAA and .914 SV% in 54 games...earned the second-most wins in franchise single-season history (J.S. Giguere with 36 in 2006-07) and was the fourth Anaheim netminder to post a 30-win campaign...established career highs in wins, shutouts, appearances, saves (1,313) and shots faced (1,436)...ranked eighth among NHL goaltenders in wins and tied for third in shootout wins (6)...was the NHL's fastest goaltender to 26 wins (26-5-0) all-time, tied the league record for the fastest to 50 wins (50-13-5) and finished the season as the second-fastest to 55 wins (in 77 decisions; trailing only Montreal's Bill Durnan with 58 wins in 77 decisions)...was the first Ducks goaltender to post multiple winning streaks of seven games or more in one season, including two career-high seven-game streaks from Dec. 1-13 (7-0-0) and Jan. 2-27 (7-0-0)...started a career-high 20 consecutive games from Nov. 7-Dec. 18, the longest streak by an Anaheim goaltender since Jonas Hiller started a club-record 32 straight from Jan. 12-Mar. 18, 2012...also became the third goaltender in club history to win seven straight team games in a single season from Dec. 1-13, joining Hiller (Dec. 6, 2013-Jan. 12, 2014; 14-0-0) and Guy Hebert (Feb. 25-Mar. 22, 1996; 7-0-0)...recorded his first three career shutouts on Jan. 27 @ VAN (17 saves), Jan. 14 vs. TOR (28 saves) and Oct. 19 vs. STL (28 saves)...recorded season highs in both saves (44) and shots against (46) in a 5-2 win, Feb. 5 @ NSH...during a season-opening six-game win streak, posted a career-high scoreless streak of 152 minutes and 46 seconds (spanning three games) from Oct. 17-22...named the NHL's Second Star of the Week for Oct. 13-19 after going 4-0-0 with a 1.22 GAA, .955 SV% and one shutout...missed eight games with an upper-body injury, Feb. 10-25...

PLAYOFFS: Went 11-5 with one shutout, a 2.34 GAA and .913 SV% in 16 postseason games...ranked tied for third among playoff goaltenders in wins...won his first nine consecutive postseason games at Honda Center (Apr. 16, 2014-May 17, 2015), marking the longest postseason home winning streak by any goaltender in Stanley Cup Playoffs history since Jonathan Quick (June 11, 2012-June 4, 2013; 9-0)...matched a franchise playoff record with six consecutive wins from Apr. 16-May 3 and recorded his first career postseason shutout in Game 2 of the Second Round, May 3 vs. CGY...established a franchise record for most minutes played in a playoff series with 498 in the WCF vs. CHI...set playoff career highs with an 89:53 min scoreless streak, 53 saves and 56 shots faced in Game 3 of the WCF, May 19 vs. CHI.

CAREER:

Signed a two-year contract extension with Anaheim through the 2015-16 season, Oct. 25, 2013...signed a two-year entry-level contract with the Ducks, July 11, 2012...was originally selected by Carolina in the seventh round (187th overall) of the 2010 NHL Entry Draft...**2013-14:** Appeared in his first NHL season with Anaheim...made his Stanley Cup Playoffs debut in 2014, posting a 3-2 record with a 3.10 GAA and .899 SV% in seven games...became the youngest goaltender in Ducks history to appear in a postseason game at 24 years and 196 days, third rookie goaltender in club history to play in a playoff game (Tom Askey, 1999; Ilya Bryzgalov, 2006) and the first rookie goaltender to win his playoff debut in Game 1 of the First Round, Apr. 16 vs. DAL...won his second start in as many playoff appearances with a 3-2 victory in Game 2 of the First Round, Apr. 18 vs. DAL...suffered a sprained right MCL in Game 2 of the Second Round on May 8 @ LA and missed the remainder

NHL HIGHLIGHTS

Saves:

49, Mar. 2, 2014 vs. CAR

Shots Faced:

52, Mar. 2, 2014 vs. CAR

Goals Against:

5, two times (last: Feb. 8, 2015 @ TB)

Winning Streak:

7, two times (last: Jan. 2-27, 2015)

Losing Streak:

2, two times (last: Mar. 6-9, 2015)

Shutout Sequence:

152:46, Oct. 17-22, 2014 (spanning three games)

Consecutive Games Played:

20, Nov. 7-Dec. 18, 2014

Consecutive Starts:

20, Nov. 7-Dec. 18, 2014

Penalty Shots:

0-for-2 (last: Feb. 3, 2015 vs. CAR; Malone successful)

Career Shootout Statistics:

7-4 (25-for-36, .694%)

First NHL Game:

In a 6-3 ANA win, Oct. 20, 2013 vs. DAL

First NHL Win:

In a 6-3 ANA win, Oct. 20, 2013 vs. DAL

First NHL Shutout:

In a 3-0 ANA win, Oct. 19, 2014 vs. STL (28 saves)

Milestones Within Reach:

18 appearances to 100 NHL games

ANDERSEN VS. THE NHL

Team	GP	MIN	W-L-OT	SO	GA	GAA
Anaheim	-	-	-	-	-	-
Arizona	5	309	3-0-2	0	6	1.17
Boston	2	123	2-0-0	0	4	1.95
Buffalo	3	180	3-0-0	0	4	1.33
Calgary	7	293	3-0-1	0	14	2.87
Carolina	2	121	2-0-0	0	7	3.47
Chicago	2	119	0-2-0	0	7	3.53
Colorado	1	61	1-0-0	0	2	1.97
Columbus	2	119	1-1-0	0	7	3.56
Dallas	3	162	2-1-0	0	5	1.85
Detroit	1	60	1-0-0	0	2	2.00
Edmonton	4	240	4-0-0	0	6	1.50
Florida	2	102	0-2-0	0	7	4.12
Los Angeles	6	341	4-0-1	0	13	2.29
Minnesota	2	120	2-0-0	0	5	2.50
Montreal	1	60	1-0-0	0	1	1.00
Nashville	4	207	3-0-0	0	9	2.61
New Jersey	-	-	-	-	-	-
NY Islanders	2	120	2-0-0	0	5	2.50
NY Rangers	2	70	1-1-0	0	4	3.43
Ottawa	1	60	1-0-0	0	1	1.00
Philadelphia	3	190	3-0-0	0	10	3.16
Pittsburgh	1	59	0-1-0	0	4	4.07
San Jose	7	349	1-5-0	0	19	3.27
St. Louis	4	240	4-0-0	0	7	1.75
Tampa Bay	1	50	0-1-0	0	5	6.00
Toronto	3	163	1-2-0	1	7	2.58
Vancouver	8	491	6-1-1	1	10	1.22
Washington	-	-	-	-	-	-
Winnipeg	5	113	4-0-0	0	12	2.69
NHL Totals	82	4675	55-17-5	3	183	2.35



of the series...during the regular season, posted a 20-5-0 record with a 2.29 GAA and .923 SV% in 28 games...ranked tied for 10th among NHL goaltenders in GAA and tied for eighth in SV%...led rookie netminders in wins, GAA and SV%...posted the best SV% and GAA for a rookie goalie since 2010-11 (Cory Schneider: 2.23 GAA, .929 SV%), while his 20 wins were the most by a rookie since 2011-12...set career highs in saves (49) and shots (52), established a franchise record for most shots faced in a period (26) and tied the club record for saves in a period (24) in a 5-3 win, Mar. 2 vs. CAR...became the third goaltender in NHL history to earn nine-or-more wins in his first 10 games (9-1-0), joining Boston's Frank Brimsek (9-1-0, Nov. 3-Dec. 20, 1938) and Philadelphia's Bob Froese (9-0-1, Jan. 8-Feb. 2, 1983)...was named the NHL's Second Star of the Week for Nov. 4-10 after going 3-0-0 with a 1.33 GAA and .958 SV%...became the first goalie to win his first six NHL games (Oct. 20-Nov. 10) since Dec. 1993 (TOR's Damian Rhodes from Mar. 22, 1991-Dec. 2, 1993) and the first netminder in club history to win his first six NHL games...was the fifth goaltender in Ducks history to win his first career start with a 2-1 victory on Oct. 25 @ OTT, stopping 26-of-27 shots...became the sixth goaltender to win his Anaheim debut and the second to do so in relief with a 6-3 victory in his NHL debut, Oct. 20 vs. DAL...stopped all 24 shots faced as the first Denmark-born-and-trained goaltender to appear in a game in NHL history...was recalled from Norfolk (AHL), Oct. 18...began the season at Norfolk, going 3-1-0 with one shutout, a 1.96 GAA and .934 SV%...stopped all 33 shots for his fifth career AHL

shutout in a 5-0 victory, Oct. 11 vs. Binghamton...**2012-13:** Made his North American debut with Norfolk in 2012-13, going 24-18-1 with four shutouts, a 2.19 GAA and .929 SV% in 47 appearances...ranked sixth among AHL goaltenders in GAA (third among rookies), second in SV% (first among rookies) and tied for ninth in wins (second among rookies)...won six consecutive starts from Jan. 25-Mar. 1, recording a 1.31 GAA and .954 SV% with two shutouts...led AHL goaltenders with five assists, setting a Norfolk single-season franchise record...was recalled to Anaheim on Jan. 15 and served as Jonas Hiller's backup for the team's season opener on Jan. 19 @ VAN...was reassigned to Norfolk on Jan. 20...**2011-12:** Appeared in 39 games for Frölunda of the Swedish Elite League in 2011-12, posting a 24-14 record with eight shutouts, a 1.67 GAA and .941 SV%...his eight shutouts established a franchise record, surpassing Henrik Lundqvist's previous mark of seven set in 2003-04...also led the club in GAA and SV%, en route to being named a finalist for the league's 2011-12 Rookie of the Year award...appeared in six playoff games with Frölunda, going 2-4 with a 2.69 GAA and .911 SV%...**2010-11:** Appeared in his third season in Denmark's top league, ranking fourth among league goaltenders in GAA (2.49) and SV% (.920) in 36 games with Frederikshavn...also appeared in 11 postseason games, compiling a 2.34 GAA and .939 SV%...ranked second among league netminders in playoff GAA and third in playoff SV%...**Miscellaneous:** Represented Denmark at four consecutive IIHF World Championships in Finland/Sweden (2012), Slovakia (2011), Germany (2010) and Switzerland (2009)...also represented Denmark at the 2014 Olympic Qualification Tournament in Vejles, Denmark, going 1-1 while leading all Group F goaltenders in GAA (1.01) and SV% (.960)...was 1-5 with a 3.34 GAA and .888 SV% in six World Championship games in 2012, including a 35-save shutout in a 2-0 win over Latvia...went 0-2 with a 3.41 GAA and .910 SV% at the 2011 tournament...made his debut with the men's team at the 2010 World Championship, going 1-1 with a 36-save effort in a 4-1 upset victory against Finland...was also named to the men's team for the 2009 tournament, but did not see action...was a member of the Danish team at the 2008 IIHF World Junior Championship in the Czech Republic.

PERSONAL:

Grew up in Herning, Denmark...spent most of his summer in Newport Beach, CA...favorite restaurant is Selanne Steak Tavern in Laguna Beach...his best hockey memories are his first NHL game and first playoff start...favorite hockey player growing up was Patrick Roy...Twitter handle is @f_andersen30



Season	Team	League	REGULAR SEASON							PLAYOFFS					
			GP	MIN	GA	SO	GAA	SV%	W-L-OT	GP	MIN	GA	SO	GAA	W-L
2008-09	Herning	Denmark	22	1249	51	1	2.45	-	-	-	-	-	-	-	-
2009-10	Frederikshavn	Denmark	30	1754	64	6	2.19	-	-	10	607	29	0	2.86	-
2010-11	Frederikshavn	Denmark	36	1953	81	3	2.49	.920	-	11	666	26	-	2.34	-
2011-12	Frölunda	Sweden	39	2335	65	8	1.67	.941	24-14	6	379	17	0	2.69	2-4
2012-13	Norfolk	AHL	47	2685	98	4	2.19	.929	24-18-1	-	-	-	-	-	-
2013-14	Norfolk	AHL	4	245	8	1	1.96	.939	3-1-0	-	-	-	-	-	-
	ANAHEIM	NHL	28	1569	60	0	2.29	.923	20-5-0	7	368	19	0	3.10	3-2
2014-15	ANAHEIM	NHL	54	3106	123	3	2.38	.914	35-12-5	16	1050	41	1	2.34	11-5
NHL Totals			82	4675	183	3	2.35	.918	55-17-5	23	1418	60	1	2.54	14-7
AHL Totals			51	2930	106	5	2.17	.934	27-19-1	-	-	-	-	-	-



KEVIN BIEKSA

2

SHOOTS: Right **HEIGHT:** 6-1 **WEIGHT:** 200 **AGE:** 34; turns 35 on June 16, 2016
BORN: June 16, 1981; Grimsby, Ontario
ACQUIRED: From Vancouver in exchange for a second-round selection in the 2016 NHL Draft, June 30, 2015
DRAFTED: By Vancouver in the fifth round (151st overall) of the 2001 NHL Draft
2014-15 REAL TIME STATISTICS

TOI/GM: 20:49 SHFT/GM: 26.5 FO% (FW/FL): 0.0 (0/0)

2014-15:

Appeared in his 10th NHL season with Vancouver, scoring 4-10=14 points with an even plus/minus rating and 77 PIM in 60 games...ranked second among Vancouver defensemen in hits (109) and third in goals, shots on goal (99) and takeaways (19)...was the lone Canucks blueliner with a shorthanded point (assist) and also co-led team defensemen in shots on goal while shorthanded (5)...his two assists (0-2=2) in a 3-0 win on Jan. 16 @ CAR were season highs in both points and assists...missed 22 games with a left hand fracture, Jan. 27-Mar. 12...suffered the injury after blocking a shot in the third period of a 4-1 loss on Jan. 20 @ TB...**PLAYOFFS:** Made his seventh career trip to the Stanley Cup Playoffs, going scoreless in six First Round games vs. CGY.

CAREER:

Signed a two-year contract extension with Anaheim through the 2017-18 NHL season on July 2, 2015...concluded his Vancouver career ranked sixth among team defensemen in all-time scoring (56-185=241), assists and appearances (597), tied for seventh in goals and tied for third in GWG (12)...**2013-14:** Appeared in his ninth NHL season with Vancouver, collecting 4-20=24 points with 104 PIM in 76 games...led the club in hits (144), ranked third in takeaways (32) and tied for third in blocked shots (130)...among team defensemen, ranked second in scoring and assists,

and third in power-play points (1-7=8) and TOI (22:46)...scored his first career OT goal as part of a career-tying two-goal performance in a 5-4 win on Jan. 26 vs. PHX...reached the 500-game milestone in Vancouver's 2-1 victory on Dec. 22 vs. WPG...matched his career best in points (0-3=3) and assists on Oct. 19 @ PIT...**2012-13:** Appeared in his eighth NHL season with Vancouver...in his fifth straight trip to the Stanley Cup Playoffs, scored one goal with eight PIM in four games...earned his 10th career postseason goal in Game 1 of the CQF, May 1 vs. SJ...in 36 regular-season contests, compiled 6-6=12 points with a +6 rating and 48 PIM...ranked tied for second on the team in takeaways (21) and third in TOI (21:56)...among Vancouver defensemen, ranked first in takeaways and PIM, second in hits (60) and third in goals and plus/minus...recorded his 200th career NHL point (goal) in a 4-0 win, Apr. 4 vs. EDM...**2011-12:** Appeared in his seventh NHL season with Vancouver...made his fourth consecutive trip to the Stanley Cup Playoffs, scoring one goal with six PIM in five games...co-led Vancouver in postseason shots on net (17)...his goal in Game 4 of the CQF on Apr. 18 @ LA marked his third career playoff GWG in a 3-1 victory...played 78 regular-season contests, compiling 8-36=44 points with a +12 rating and 94 PIM...established a career high in points and assists, while his plus/minus rating was the second-best of his career...finished second on the club in

NHL HIGHLIGHTS

NHL Career Hat Tricks:

None

NHL Career Multiple-Point Games:

69 (2 multi-goal, 40 multi-assist)

NHL Career OT Goals:

1, Jan. 26, 2014 vs. PHX

NHL Career Highs:

Goals: 2, two times (last: Jan. 26, 2014 vs. PHX)

Assists: 3, four times (last: Oct. 19, 2013 @ PIT)

Points: 3, seven times (last: Oct. 19, 2013 @ PIT; 0-3=3)

PIM: 32, Mar. 6, 2008 w/VAN vs. NSH

TOI: 32:01, Oct. 19, 2008 w/VAN @ CHI

Shots: 8, Dec. 14, 2006 w/VAN vs. CGY

Plus/Minus: +4, Dec. 12, 2006 w/VAN vs. PHX

Goal Streak: Two games, six times (last: Feb. 19-21, 2013; 2-0=2)

Assist Streak: Five games, Dec. 21-29, 2011 (0-6=6)

Point Streak: Seven games, Dec. 21, 2011-Jan. 2, 2012 (1-7=8)

Penalty Shots: None

First NHL Game:

In a 4-3 VAN SO loss, Dec. 19, 2005 vs. LA

First NHL Point:

An assist in a 3-2 VAN win, Jan. 5, 2006 @ CHI

First NHL Goal:

A goal (Toskala) in a 6-4 VAN loss, Oct. 13, 2006 vs. SJ

Milestones Achieved:

500th NHL game, Dec. 22, 2013 w/VAN vs. WPG

100th NHL assist, Nov. 2, 2010 w/VAN @ EDM

200th NHL point, Apr. 4, 2013 w/VAN vs. EDM

Milestones Within Reach:

3 appearances to 600 NHL games

15 assists to 200 NHL assists

BIEKSA VS. THE NHL

Team	GP	G	A	Pts.	PIM
Anaheim	30	4	8	12	92
Arizona	29	6	11	17	32
Boston	4	0	3	3	2
Buffalo	6	0	2	2	6
Calgary	50	8	15	23	83
Carolina	10	2	2	4	9
Chicago	28	1	2	3	64
Colorado	43	3	10	13	46
Columbus	26	5	8	13	40
Dallas	28	4	9	13	36
Detroit	25	1	11	12	26
Edmonton	54	5	22	27	47
Florida	8	0	3	3	2
Los Angeles	35	2	7	9	29
Minnesota	38	3	12	15	51
Montreal	11	0	4	4	10
Nashville	31	1	10	11	76
New Jersey	8	0	2	2	2
NY Islanders	7	1	4	5	13
NY Rangers	6	0	0	0	34
Ottawa	12	3	0	3	17
Philadelphia	9	0	2	2	33
Pittsburgh	6	0	4	4	11
San Jose	28	4	13	17	34
St. Louis	28	1	6	7	57
Tampa Bay	8	1	3	4	4
Toronto	11	1	4	5	8
Vancouver	-	-	-	-	-
Washington	9	0	4	4	15
Winnipeg	9	0	4	4	0
NHL Totals	597	56	185	241	879



blocked shots (106) and hits (159)...posted a career-best seven-game scoring streak (1-7=8) from Dec. 21-Jan. 2...also had assists in a career-high five straight games (0-6=6) from Dec. 21-29...reached the 400-game milestone on Feb. 7 @ NSH...**2010-11:** Helped lead Vancouver to Game 7 of the SCF, earning 5-5=10 points with 51 PIM in 25 games...set postseason career highs in goals, scoring and appearances, and tied his career best in assists...led playoff skaters in hits (88) and the club in TOI (25:40)...scored the GWG in Game 5 of the WCF on May 24 vs. SJ as Vancouver advanced to the SCF...was named an alternate captain prior to the regular season...collected 6-16=22 points with a career-high +32 rating and 73 PIM in 66 regular-season games...ranked second among NHL leaders in plus/minus...missed 16 games with a foot injury, Feb. 17-Mar. 18...matched a career high with three assists (0-3=3), including his 100th career NHL assist, Nov. 2 @ EDM...**2009-10:** Appeared in his fifth NHL season with Vancouver...scored 3-5=8 points with 14 PIM in 12 playoff games...led Vancouver defensemen in postseason scoring, which included his first postseason multi-goal game and GWG (2-1=3) in Game 5 of the CSF, a 4-1 win on May 9 @ CHI...posted his first career playoff goal in Game 6 of the CQF, Apr. 25 @ LA...in 55 regular-season games, collected 3-19=22 points with 85 PIM...was sidelined for 27 contests with a leg injury, Dec. 31-Mar. 10...**2008-09:** Appeared in his fourth NHL season with Vancouver...made his second trip to the Stanley Cup Playoffs, collecting five assists (0-5=5) with 14 PIM in 10 games...earned his first career postseason point (assist) in Game 3 of the CQF, Apr. 19 @ STL...played 72 regular-season contests, scoring 11-32=43 points with 97 PIM...set a career high in points and reached double digits in goals for the second time in his career...among Vancouver blueliners, ranked first in goals, assists, scoring and TOI (23:29)...had a season-high five-game point streak (2-3=5), Dec. 1-9...**2007-08:** Was limited to 34 games due to a leg injury...missed 47 games overall due to the injury...**2006-07:** Appeared in his second

NHL season with Vancouver...made his debut in the Stanley Cup Playoffs, posting 20 PIM in nine games vs. ANA and DAL...led the Canucks with 54:27 TOI in his postseason debut, a four-OT loss to DAL on Apr. 11...played 81 regular-season games, recording 12-30=42 points with a +1 rating and 134 PIM...established career highs in goals, appearances and PIM...earned a career-best +4 rating on Dec. 12 vs. PHX and was credited with a career-high eight shots on next the following game on Dec. 14 vs. CGY...scored his first career NHL goal as part of a three-point game (1-2=3), Oct. 13 vs. SJ...**2005-06:** Appeared in his first NHL season with Vancouver, collecting six assists with 77 PIM in 39 games...earned his first NHL point (assist) in a 3-2 Vancouver win on Jan. 5, 2006 @ CHI...logged 10:45 TOI in his NHL debut, a 4-3 shootout loss for the Canucks on Dec. 19 vs. LA...**Miscellaneous:** Served as captain for Team Canada at the 2014 IIHF World Championship, leading Canadian blueliners in goals (2)...played four seasons at Bowling Green from 2000-04, scoring 24-51=75 points in 147 CCHA games.

PERSONAL:

Grew up in Grimsby, Ontario and graduated from Blessed Trinity High School in 1999...he and his wife, Katie, have two children: Cole, 7, and Reese, 5...lists Steve Yzerman and Cam Neely as his favorite NHL players growing up...calls Game 7 of the Stanley Cup Final with the Vancouver Canucks his favorite moment of his hockey career...enjoys watching "Vikings," "The Walking Dead," "Suits" and "The Americans" on TV...spent his summer traveling from Maui to Newfoundland. Twitter: @KBieksa3.

			REGULAR SEASON						PLAYOFFS				
Season	Team	League	GP	G	A	Pts.	PIM	+/-	GP	G	A	Pts.	PIM
2000-01	Bowling Green	CCHA	35	4	9	13	90	0	-	-	-	-	-
2001-02	Bowling Green	CCHA	40	5	10	15	68	-13	-	-	-	-	-
2002-03	Bowling Green	CCHA	34	8	17	25	92	-16	-	-	-	-	-
2003-04	Bowling Green	CCHA	38	7	15	22	66	-11	-	-	-	-	-
	Manitoba	AHL	4	0	2	2	2	+1	-	-	-	-	-
2004-05	Manitoba	AHL	80	12	27	39	192	+21	14	1	1	2	52
2005-06	Manitoba	AHL	23	3	17	20	73	+3	13	0	10	10	38
	VANCOUVER	NHL	39	0	6	6	77	-1	-	-	-	-	-
2006-07	VANCOUVER	NHL	81	12	30	42	134	+1	9	0	0	0	20
2007-08	VANCOUVER	NHL	34	2	10	12	90	-11	-	-	-	-	-
	Manitoba	AHL	1	0	1	1	2	+1	-	-	-	-	-
2008-09	VANCOUVER	NHL	72	11	32	43	97	-4	10	0	5	5	14
2009-10	VANCOUVER	NHL	55	3	19	22	85	-5	12	3	5	8	14
2010-11	VANCOUVER	NHL	66	6	16	22	73	+32	25	5	5	10	51
2011-12	VANCOUVER	NHL	78	8	36	44	94	+12	5	1	0	1	6
2012-13	VANCOUVER	NHL	36	6	6	12	48	+6	4	1	0	1	8
2013-14	VANCOUVER	NHL	76	4	20	24	104	-8	-	-	-	-	-
2014-15	VANCOUVER	NHL	60	4	10	14	77	0	6	0	0	0	9
NHL Totals			597	56	185	241	879	+22	71	10	15	25	122



SHOOTS: Left **HEIGHT:** 5-10 **WEIGHT:** 184 **AGE:** 28; turns 29 on June 14, 2016
BORN: June 14, 1987; Toronto, Ontario
ACQUIRED: From Edmonton in exchange for a second-round selection in the 2013 NHL Draft, July 12, 2011
DRAFTED: By Edmonton in the first round (25th overall) of the 2005 NHL Draft
2014-15 REAL TIME STATISTICS

TOI/GM: 14:36 SHFT/GM: 20.3 FO% (FW/FL): 32.6% (16/33)

2014-15:

Appeared in his eighth NHL season, his fourth with Anaheim...scored 15-14=29 points with a +5 rating and 14 PIM in 82 games...was the lone Ducks skater to appear in all 82 contests, extending his Ironman streak to 622 consecutive games played for the league's top active streak...became Anaheim's all-time leading Ironman with his 277th consecutive game as a Duck on Mar. 3 @ ARI, surpassing Andy McDonald...collected two multi-goal games (Mar. 3 @ ARI and Feb. 15 vs. WSH) and four multi-point contests...scored his first penalty-shot goal on his third career attempt, Apr. 1 vs. EDM...recorded shorthanded goals on Mar. 3 @ ARI, Dec. 13 @ WPG (100th point as a Duck) and Oct. 17 vs. MIN, one shy of the franchise single-season record...finished the season ranked tied for third among all-time club leaders in SHG (8)...tied career highs in plus/minus (+3) on Apr. 1 vs. EDM and Feb. 20 @ CGY, and shots on net (6) on Nov. 5 vs. NYI...recorded a season-high 18:37 TOI, Oct. 31 @ DAL...**PLAYOFFS:** Collected 3-6=9 points with a team-leading +9 rating and four PIM in 16 postseason games...finished tied for third among playoff leaders in plus/minus...set postseason career highs in goals, points, games and plus/minus, and matched a personal best in assists...ranked third among team forwards in shorthanded TOI (32:44)...recorded a career-high 24:56 TOI in Game 2 of the WCF, May 19 vs. CHI...set single-game playoff career highs in assists and points (0-3=3) in Game 3 of the First Round, Apr. 20 @ WPG.

CAREER:

Signed a four-year contract extension through the 2017-18 season, Jan. 4, 2014...signed a three-year contract through 2013-14, July 19, 2011...has appeared in every regular season contest since his debut in 2007-08...only two players have played more consecutive games to start their careers, including Doug Jarvis (964) and Andy Heberton (630)...is the eighth player in NHL history to play 600 or more consecutive games...the only two others in the last 20 years are Jay Bouwmeester (737) and Henrik Sedin (679)...**2013-14:** Appeared in his seventh NHL season, his third

with Anaheim...scored 1-6=7 points with eight PIM in 13 Stanley Cup Playoff games...posted a postseason career-high three-game assist streak (0-3=3), Apr. 23-27...his assist on Apr. 13 at American Airlines Center came on Nick Bonino's OT winner to clinch Anaheim's First Round series vs. DAL...scored his first career postseason goal while shorthanded in Game 2 of the First Round, Apr. 18 vs. DAL...was the sixth player in franchise history to score a SHG in the playoffs...appeared in 82 regular-season games, registering 21-21=42 points with a +13 rating and 26 PIM...established a career high in goals, besting his previous mark of 18 in 2007-08 and 2008-09...led the team with a career-high three SHG and was the lone Anaheim player to appear in all 82 games, extending his Ironman streak to 540 consecutive games...became the fifth player in NHL history and first since Doug Jarvis to play 500 straight NHL games from the start of his NHL career, Dec. 31 vs. SJ...made his 509th consecutive appearance on Jan. 18 @ STL, surpassing Murray Murdoch (1926-27 to 1936-37) for sole possession of fourth on the five-player list...collected his career-tying fifth GWG of the season in a 3-2 victory, Mar. 26 @ CGY...appeared in his 200th game as a Duck, Mar. 20 @ SJ...reached the 20-goal plateau for the first time in his career, Mar. 12 @ CGY...reached single season career highs with his 19th goal and third SHG in a 5-3 victory, Jan. 25 @ LA...scored his second SHG of the season (seventh career), Jan. 7 vs. BOS...matched career highs in points and assists (0-3=3) in a 5-2 win, Dec. 17 @ DET...tied a personal best with six shots on net in a 1-0 OT victory, Nov. 22 vs. TB...posted a career-high four-game goal streak (4-0=4), Nov. 6-12...notched his 200th career NHL point (goal) in a 3-2 win, Oct. 29 @ PHI...**2012-13:** Appeared in his sixth NHL season, his second with Anaheim...made his Stanley Cup Playoff debut in 2013, earning an assist with four PIM in seven CQF games vs. DET...earned his first career postseason point (assist) in Game 4 of the CQF, May 6 @ DET...collected 13-10=23 points with a career-high +14 rating in 48 games...ranked third on the club in goals (13) and tied for third in plus/minus...among league leaders, ranked tied for third in road plus/minus

NHL HIGHLIGHTS

NHL Career Hat Tricks:

2, last: Mar. 2, 2013 @ PHX

NHL Career Multiple-Point Games:

43 (6 multiple-goal, 15 multiple-assist)

NHL Career OT Goals:

3, last: Mar. 11, 2008 vs. STL (4-3)

NHL Career Highs:

Goals: 3, two times (last: Mar. 2, 2013 @ PHX)

Assists: 3, two times (last: Dec. 17, 2013 @ DET)

Points: 3, four times (last: Dec. 17, 2013 @ DET, 0-3=3)

PIM: 17, Nov. 19, 2010 w/EDM vs. PHX

TOI: 23:47, Apr. 8, 2011 w/EDM vs. MIN

Shots: 6, four times (last: Nov. 5, 2014 vs. NYI)

Plus/Minus: +3, nine times (last: Apr. 1, 2015 vs. EDM)

Goal Streak: Four games, Nov. 6-12, 2013 (4-0=4)

Assist Streak: Three games, two times (last: Feb. 24-Mar. 2, 2008: 2-3=5)

Point Streak: Four games, four times (last: Dec. 31, 2013-Jan. 7, 2014: 3-1=4)

Penalty Shots: 1-for-3 (last: Apr. 1, 2015 vs. EDM; goal vs. Stivers)

First NHL Game:

In a 3-2 EDM win, Oct. 4, 2007 vs. SJ

First NHL Point:

An assist in a 3-2 EDM win, Oct. 4, 2007 vs. SJ

First NHL Goal:

A goal (Hasek) in a 4-2 EDM loss, Oct. 8, 2007 @ DET

Milestones Achieved:

600th NHL game, Feb. 21, 2015 @ EDM

200th game as a Duck, Mar. 20, 2014 @ SJ

100th NHL goal, Jan. 25, 2014 @ LA

100th NHL assist, Feb. 17, 2012 @ NJ

200th NHL point, Oct. 29, 2013 @ PHI

100th point as a Duck, Dec. 13, 2014 @ WPG

Milestones Within Reach:

6 appearances to 300 games as a Duck

34 points to 300 NHL points

78 appearances to 700 NHL games

COGLIANO VS. THE NHL

Team	GP	G	A	Pts.	PIM
Anaheim	16	3	4	7	0
Arizona	36	11	14	25	29
Boston	8	1	0	1	7
Buffalo	9	1	2	3	2
Calgary	42	7	12	19	19
Carolina	10	2	3	5	2
Chicago	29	8	3	11	12
Colorado	39	6	13	19	6
Columbus	27	8	6	14	13
Dallas	33	5	7	12	2
Detroit	27	7	7	14	14
Edmonton	16	3	2	5	6
Florida	9	2	0	2	4
Los Angeles	36	7	7	14	8
Minnesota	39	4	8	12	14
Montreal	11	3	2	5	2
Nashville	29	5	6	11	0
New Jersey	9	0	3	3	2
NY Islanders	9	3	3	6	0
NY Rangers	10	1	1	2	6
Ottawa	11	2	1	3	6
Philadelphia	9	2	2	4	2
Pittsburgh	9	1	1	2	0
San Jose	37	4	7	11	10
St. Louis	29	7	4	11	2
Tampa Bay	9	2	4	6	2
Toronto	11	1	2	3	8
Vancouver	43	7	17	24	12
Washington	9	4	2	6	6
Winnipeg	11	2	4	6	2
NHL Totals	622	119	147	266	198




(+16)...his .27 goals-per-game average was the best of his career...was one of three Anaheim players to appear in all 48 regular season games...recorded his second career hat trick (3-0=3), Mar. 2 @ PHX...was one of two Ducks to record a SHG (fourth career) in 2012-13, Mar. 10 vs. STL...was named Anaheim's nominee for the Bill Masterton Memorial Trophy by the PHWA...**2011-12:** Appeared in his fifth NHL season, his first with Anaheim...scored 13-13=26 points with 15 PIM in 82 games, one of six Anaheim players to appear in all 82 contests...had his highest goal-output (13) since the 2008-09 season (18)...recorded his first career hat trick with a career-tying +3 rating, Jan. 31 @ PHX...scored all three goals in a span of 6:51 of the second period, representing the second-fastest hat trick scored in club history...marked the fourth time in franchise history a Ducks player scored three goals in a single period...appeared in his 400th NHL game, Mar. 16 vs. LA...recorded his 100th career assist, Feb. 17 @ NJ...posted a career-tying four-game point streak (3-2=5), Nov. 17-25...collected his first assist and second point as a Duck, Oct. 25 @ CHI...earned his first goal as a Duck in Anaheim's 2-1 win, Oct. 8 vs. NYR (Stockholm)...made his Anaheim debut at the 2011 NHL Premiere in Helsinki, Finland, Oct. 7 @ BUF...**2010-11:** Appeared in his fourth NHL season with Edmonton, recording 11-24=35 points with 64 PIM in 82 games...was the only Oiler to appear in all 82 contests...among team leaders, ranked first in faceoff wins (461) and shorthanded points (3)...also ranked fifth in assists and third in GWG (3)...logged a career-high 23:47 TOI, Apr. 8 vs. MIN...appeared in his 300th career NHL game, Feb. 9 vs. CHI...recorded a career-high 17 PIM, Nov. 19 vs. PHX...**2009-10:** Appeared in all 82 games (one of three Oilers to do so), collecting 10-18=28 points with 31 PIM...had five multi-point games...recorded 15 of his 28 points (5-10=15, 21 games) in the last two months of the season (Mar. 2-Apr. 11)...appeared in his 200th career NHL game, Dec. 21 vs. STL...scored 1-1=2 points, including the 100th point of his career (assist), Mar. 13 @ TOR...**2008-09:** Appeared in all 82 games for his second consecutive year while collecting 18-20=38 points with 22 PIM...played his 100th career NHL game, Nov. 17 @ DET...had back-to-back multiple-point games, scoring 1-1=2 in each contest: Dec. 3 vs. DAL and Dec. 5 @ LA...matched his career high with three assists (0-3=3), Jan. 18 vs. PHX...won the Fastest Skater competition at the NHL SuperSkills (Jan. 24 in Montreal) in 14.31 seconds...scored his 18th goal of the season to tie his single-season career high set as a rookie, Mar. 31 vs. ANA...**2007-08:** Scored 18-27=45 points with 20 PIM in his rookie season...was co-winner of the Top First Year Oiler Award with Sam Gagner...finished fifth on the Oilers scoring list and was sixth among NHL rookies...led all NHL rookies in SHG (2), shorthanded points (3) and shooting percentage (18.4)...also ranked sixth in points (45), fourth in goals (18) and eighth in assists (27)...became the first player in NHL history to score the GWG in OT in three consecutive games, netting the deciding goal in Edmonton's 2-1 OT win, Mar. 7 @ CBJ; a 6-5 OT win, Mar. 9 @ CHI; and a 4-3 OT win, Mar. 11 vs. STL...with his three OT goals, tied the NHL record for most OT goals in a season by an NHL rookie...led the Oilers in GWG with five, three coming in overtime...made his NHL debut


in the season opener, Oct. 4 vs. SJ, scoring his first career NHL point with an assist...scored his first career goal, Oct. 8 vs. DET (Hasek)...signed a three-year entry-level contract, May 2, 2007...**Miscellaneous:** Represented Canada at the 2006 and 2007 IIHF World Junior Championships, capturing the gold medal at both events...played two seasons with the University of Michigan (CCHA) from 2005-07...scored 36-42=78 points with 50 PIM in 77 games with the Wolverines...ranked eighth in NCAA in points and seventh in goals...named to CCHA All-Rookie team in 2005-06 and was All-CCHA honorable mention in 2006-07.

PERSONAL:

Spends the offseason in his hometown of Woodbridge, Ontario...resides in Newport Beach during the hockey season...his older brother, Matthew, is a teacher in his hometown of Woodbridge...lists his greatest hockey accomplishments as representing his country and winning two World Junior Championships...says Joe Sakic was his favorite player growing up...lists City and Colour, The Lumineers, Bob Dylan, Fleetwood Mac and Needtobreathe as his favorite artists...The Cannery in Newport Beach is his favorite local restaurant...his top shows are "Sons of Anarchy," "Homeland" and "Suits."



			REGULAR SEASON					PLAYOFFS					
Season	Team	League	GP	G	A	Pts.	PIM	+/-	GP	G	A	Pts.	PIM
2005-06	U. of Michigan	CCHA	39	12	16	28	38	-	-	-	-	-	-
2006-07	U. of Michigan	CCHA	38	24	26	50	12	-	-	-	-	-	-
2007-08	EDMONTON	NHL	82	18	27	45	20	+1	-	-	-	-	-
2008-09	EDMONTON	NHL	82	18	20	38	22	-6	-	-	-	-	-
2009-10	EDMONTON	NHL	82	10	18	28	31	-5	-	-	-	-	-
2010-11	EDMONTON	NHL	82	11	24	35	64	-12	-	-	-	-	-
2011-12	ANAHEIM	NHL	82	13	13	26	15	-4	-	-	-	-	-
2012-13	Klagenfurt AC	Austria	7	2	4	6	2	-	-	-	-	-	-
	ANAHEIM	NHL	48	13	10	23	6	+14	7	0	1	1	4
2013-14	ANAHEIM	NHL	82	21	21	42	26	+13	13	1	6	7	8
2014-15	ANAHEIM	NHL	82	15	14	29	14	+5	16	3	6	9	4
NHL Totals			622	119	147	266	198	+6	36	4	13	17	16
Anaheim Totals			294	62	58	120	61	+28	36	4	13	17	



SIMON DESPRES

24

SHOOTS: Left **HEIGHT:** 6-4 **WEIGHT:** 218 **AGE:** 24; turns 25 on July 27, 2016
BORN: July 27, 1991; Laval, Quebec
ACQUIRED: From Pittsburgh in exchange for Ben Lovejoy, Mar. 2, 2015
DRAFTED: By Pittsburgh in the first round (30th overall) of the 2009 NHL Draft
2014-15 REAL TIME STATISTICS

TOI/GM: 16:51 **SHFT/GM:** 22.7 **FO% (FW/FL):** 0.0 (0/0)

2014-15:

Appeared in his fourth NHL season, his first with Anaheim... began the season with Pittsburgh before being acquired at the trade deadline on Mar. 2...combined for 3-20=23 points with a +11 rating and 86 PIM in 75 games with the Ducks and Penguins...set career highs in all major offensive categories, including goals, assists, points, plus/minus and games played... posted his first three career multi-point games, including Dec. 22 @ FLA (0-2=2), Oct. 28 vs. NJ (0-2=2) and Oct. 23 @ DET (0-2=2)...also notched single-game career bests in TOI (23:01) on Jan. 30 @ NJ and shots (7) on Dec. 29 @ NJ... was credited with 101 blocked shots and 233 hits with the Ducks and Penguins... finished with 1-5=6 points with a +2 rating and 22 PIM in 16 games with Anaheim...scored his first goal as a Duck in the club's division-clinching 5-1 win, Apr. 1 vs. EDM... earned his first point (assist) as a Duck and tied his career high with a +3 rating in his Anaheim debut, Mar. 3 @ ARI...had 2-15=17 points with a +9 rating in 59 games with Pittsburgh... scored his first career GWG and overtime goal in a 2-1 OT victory, Jan. 30 @ NJ...appeared in his 100th career NHL game on Nov. 14 @ TOR...**PLAYOFFS:** Made his third career appearance in the Stanley Cup Playoffs, his first with Anaheim...earned 1-6=7 points with a +4 rating and six PIM in 16 games...ranked tied for third among NHL defensemen in takeaways (11)...finished

second among team blueliners in hits (43) and third in blocked shots (30)...collected his first career postseason goal and GWG in a 2-1 victory in Game 3 of the WCF on May 21 @ CHI...set a playoff career high with 34:36 TOI in Game 2 of the WCF, May 19 vs. CHI...recorded his first career multi-point playoff game (0-2=2) in Game 3 of the Second Round, May 5 @ CGY...collected his first career postseason point (assist) in Game 2 of the First Round, Apr. 18 vs. WPG...made his Anaheim postseason debut in Game 1 of the First Round, Apr. 16 vs. WPG.

CAREER:

Signed a two-year contract with Pittsburgh through the 2015-16 NHL season on July 18, 2014...**2013-14:** Appeared in his third NHL season with Pittsburgh, recording five assists (0-5=5) with a +4 rating and 36 PIM in 34 games... also played 36 games for Wilkes-Barre/Scranton (AHL), scoring 6-16=22 points with a team-leading +19 rating and 39 PIM...established AHL career highs in goals, assists, points and plus/minus...added 2-7=9 points with 32 PIM in 17 Calder Cup Playoff games as Wilkes-Barre/Scranton advanced to the Eastern Conference Final...**2012-13:** Was named Pittsburgh's Rookie of the Year in 2012-13...made three postseason appearances in the 2013 CQF vs. NYL... went scoreless with an even plus/minus rating...in 33

NHL HIGHLIGHTS

NHL Career Hat Tricks:

None

NHL Career Multiple-Point Games:

4 (0 multiple-goal, 3 multiple-assist)

NHL Career OT Goals:

1, Jan. 30, 2015 w/PIT @ NJ

NHL Career Highs:

Goals: 1, six times (last: Apr. 1, 2015 vs. EDM)

Assists: 2, three times (last: Dec. 22, 2014 w/PIT @ FLA)

Points: 2, four times (last: Dec. 22, 2014 w/PIT @ FLA; 0-2=2)

PIM: 9, Nov. 6, 2014 w/PIT @ WPG

TOI: 23:01, Jan. 30, 2015 w/PIT @ NJ

Shots: 7, Dec. 29, 2014 w/PIT @ NJ

Plus/Minus: +3, Mar. 3, 2015 @ ARI

Goal Streak: None

Assist Streaks: Two games, four times (last: Mar. 18-20, 2015; 0-2=2)

Point Streaks: Two games, five times (last: Mar. 18-20, 2015; 0-2=2)

Penalty Shots: None

First NHL Game:

In a 2-1 PIT win, Dec. 1, 2011 @ WSH

First NHL Point:

An assist in a 2-1 PIT win, Dec. 1, 2011 @ WSH

First NHL Goal:

A goal (Miller) in an 8-3 PIT win, Dec. 17, 2011 vs. BUF

Milestones Achieved:

100th NHL game, Nov. 14, 2014 w/PIT @ TOR

Milestones Within Reach:

40 appearances to 200 NHL games

DESPRES VS. THE NHL

Team	GP	G	A	Pts.	PIM
Anaheim	2	0	0	0	0
Arizona	2	0	2	2	0
Boston	6	0	3	3	14
Buffalo	4	1	0	1	4
Calgary	4	0	3	3	2
Carolina	7	0	0	0	0
Chicago	3	0	0	0	4
Colorado	4	0	1	1	4
Columbus	6	0	1	1	12
Dallas	3	0	0	0	6
Detroit	5	0	3	3	0
Edmonton	2	1	0	1	0
Florida	7	0	3	3	6
Los Angeles	2	0	1	1	6
Minnesota	5	0	1	1	5
Montreal	4	0	2	2	2
Nashville	4	0	0	0	2
New Jersey	12	1	4	5	6
NY Islanders	13	1	1	2	8
NY Rangers	10	1	2	3	12
Ottawa	8	0	1	1	6
Philadelphia	6	0	1	1	11
Pittsburgh	1	0	0	0	2
San Jose	2	0	1	1	0
St. Louis	2	0	1	1	0
Tampa Bay	7	0	1	1	2
Toronto	8	0	0	0	9
Vancouver	4	0	0	0	2
Washington	10	0	1	1	8
Winnipeg	5	1	0	1	9
NHL Totals	160	6	33	39	142



regular-season games, collected 2-5=7 points with a +9 rating and 20 PIM...registered his first career multi-point game (1-1=2) on Jan. 31 @ NYR...in 27 games with Wilkes-Barre/Scranton, earned 4-3=7 points with 28 PIM...**2011-12:** Made his Stanley Cup debut with Pittsburgh in 2013, going scoreless in three CQF games vs. PHI...had a career-high +2 rating in his Stanley Cup Playoffs debut in Game 4 @ PHI on Apr. 18, 2012...in 18 regular-season games with the Penguins, posted 1-3=4 points with a +5 rating and 10 PIM...scored his first career NHL goal (Miller) in an 8-3 victory, Dec. 17 vs. BUF...picked up his first career NHL point (assist) in his NHL debut, a 2-1 win on Dec. 1 @ WSH...began the season with Wilkes-Barre/Scranton, scoring 5-10=15 points with 45 PIM in 44 games...also scored 1-1=2 points with two PIM in 10 Calder Cup Playoff games...**Miscellaneous:** Won silver as a member of Team Canada at the 2011 IIHF World Junior Championship...played four QMJHL seasons with Saint John

from 2007-11, earning 25-109=134 points with a +89 rating and 245 PIM...was named the league's Best Defenseman in 2010-11 after leading Saint John to a 2011 Memorial Cup title and QMJHL Championship.

PERSONAL:

Grew up in Laval, Quebec...says his favorite player growing up was Mario Lemieux...calls winning the Memorial Cup Championship his favorite moment of his hockey career so far...favorite movie is "The Godfather"...secret talents include bowling, darts, pool and poker...spent most of his summer in Montreal golfing, training and sailing. Twitter: @Despres747



Season	Team	League	REGULAR SEASON						PLAYOFFS				
			GP	G	A	Pts.	PIM	+/-	GP	G	A	Pts.	PIM
2007-08	Saint John	QMJHL	64	1	13	14	30	+18	14	0	4	4	18
2008-09	Saint John	QMJHL	66	2	30	32	74	+16	4	0	4	4	2
2009-10	Saint John	QMJHL	63	9	38	47	87	+26	21	2	17	19	18
2010-11	Saint John	QMJHL	47	13	28	41	54	+29	19	4	8	12	16
2011-12	Wilkes-Barre/Scranton	AHL	44	5	10	15	45	-5	10	1	1	2	2
	PITTSBURGH	NHL	18	1	3	4	10	+5	3	0	0	0	2
2012-13	PITTSBURGH	NHL	33	2	5	7	20	+9	3	0	0	0	0
	Wilkes-Barre/Scranton	AHL	27	4	3	7	28	-5	-	-	-	-	-
2013-14	Wilkes-Barre/Scranton	AHL	36	6	16	22	39	+19	17	2	7	9	32
	PITTSBURGH	NHL	34	0	5	5	26	+4	-	-	-	-	-
2014-15	PITTSBURGH	NHL	59	2	15	17	64	+9	-	-	-	-	-
	ANAHEIM	NHL	16	1	5	6	22	+2	16	1	6	7	6
NHL Totals			160	6	33	39	142	+29	22	1	6	7	8



CAM FOWLER

4

SHOOTS: Left **HEIGHT:** 6-1 **WEIGHT:** 207 **AGE:** 23; turns 24 on December 5, 2015
BORN: December 5, 1991; Windsor, Ontario
DRAFTED: By Anaheim in the first round (12th overall) of the 2010 NHL Draft
2014-15 REAL TIME STATISTICS

TOI/GM: 21:08

SHFT/GM: 25.7

FO% (FW/FL): 0.0 (0/0)

2014-15:

Appeared in his fifth NHL season with Anaheim, collecting 7-27=34 points with a +4 rating and 14 PIM in 80 games...his seven goals and 80 appearances were his highest totals since 2010-11 (10 goals) and 2011-12 (82 games), respectively...ranked tied for second on the team in assists and third in shifts-per-game (25.7)...led team defensemen in GWG (2), games played and shorthanded points (1-1=2), and co-led in assists...also ranked second in power-play points (1-8=9), tied for second in blocked shots (107), third in takeaways (23) and tied for third in goals...recorded his 150th career point (assist) to tie Chris Pronger for fourth on the franchise's all-time scoring list for defensemen, Mar. 28 @ NYI...was one of two Anaheim defensemen to score a SHG (also Sami Vatanen), marking the second of his career, Mar. 4 vs. MTL...surpassed Chris Pronger (114) for sole possession of fourth place on the franchise's all-time assists list for defensemen, Feb. 21 @ EDM...tied his career high for a second time in 2014-15 with a four-game assist streak (0-4=4), Jan. 14-21...collected his third career OT goal on Dec. 28 vs. VAN, becoming the second Anaheim blueliner to score an OT winner in the last four seasons (last: Robidas; Mar. 31, 2014)...scored his fourth goal of the season in his 300th career NHL game on Dec. 22 vs. SJ, a 3-2 Ducks OT victory...posted a career-high five-game point streak (1-4=5), Nov. 29-Dec. 7...matched a career best with a four-game assist streak (0-4=4) from Oct. 13-19 and went on to earn his 100th career NHL assist on Oct. 26 vs. SJ...missed one game with a lower-body injury, Nov. 9 vs. VAN...**PLAYOFFS:** Scored 2-8=10 points with two PIM in 16 playoff games...set postseason career highs in goals, assists, points and appearances...finished tied for sixth among league defensemen in playoff scoring, tied for fifth in assists and plus/minus (+5), and tied for second in power-play points (5)...concluded the playoffs on a three-game point streak (1-2=3), May 25-30...recorded a career-high 40:21 TOI in Game 2 of the WCF, May 19 vs. CHI...notched his third career multi-point game (0-2=2) in the series-clinching win in Game 5 of the Second Round, May 10 vs. CGY.

CAREER:

Signed a five-year contract extension through 2017-18, Sept. 15, 2012...with 29-121=150 points in 345 career games, has scored the most goals, assists and points among defensemen selected in the 2010 NHL Entry Draft...ranks second in the entire 2010 draft class in games played, third in assists and fifth in points...among defensemen selected in the last seven drafts (2009-15), ranks second in assists, third scoring and appearances, and fourth in goals...signed a three-year entry-level contract, July 28, 2010...**2013-14:** Appeared in his fourth NHL season with Anaheim...collected 0-4=4 points with a +2 rating and four PIM in 13 postseason games vs. DAL and LA...his four assists came in a five-game span between Game 4 of the First Round and Game 2 of the Second Round, Apr. 23-May 5...in 70 regular-season contests, scored 6-30=36 points with a career-high +15 rating and 14 PIM in 70 games...matched his personal best in assists and led Anaheim defensemen in scoring, assists and PPG (4), and co-led in goals...led the team overall in total TOI (1670:24), avg. TOI (23:51) and ranked third in blocked shots (122)...missed 12 games with a sprained left MCL, Mar. 15-Apr. 7...suffered the injury on Mar. 14 @ COL and returned to the lineup on Apr. 9 vs. SJ...posted a career-tying four-game point/assist streak (0-5=5) from Dec. 28-Jan. 3...recorded his 100th career NHL point (goal), Dec. 20 @ NJ...collected a career-tying 1-2=3 points on Dec. 9 vs. NYI...also became the first Anaheim blueliner to score a SHG since Sean O'Donnell on Oct. 15, 2007...appeared in his 200th NHL contest, Oct. 13 vs. OTT...**2012-13:** Appeared in his third NHL season with Anaheim...scored 0-3=3 points with a +3 rating in all seven CQF contests vs. Detroit...in 37 regular-season games, notched 1-10=11 points...ranked third on the team in TOI (20:26) and third among defensemen in scoring...missed two games with an upper-body injury from Apr. 13-17 and eight games with an upper-body injury from Feb. 4-18...played in the Swedish second division during the lockout, scoring 2-5=7 points

NHL HIGHLIGHTS

NHL Career Hat Tricks:

None

NHL Career Multiple-Point Games:

19 (1 multiple-goal, 11 multiple-assist)

NHL Career OT Goals:

3, last: Dec. 28, 2014 vs. VAN (2-1)

NHL Career Highs:

Goals: 2, Nov. 13, 2011 vs. MIN

Assists: 3, two times (last: Nov. 1, 2011 @ WSH)

Points: 3, three times (last: Dec. 9, 2013 vs. NYI; 1-2=3)

PIM: 4, Mar. 8, 2012 @ STL

TOI: 32:33, Nov. 20, 2013 @ SJ

Shots: 7, Nov. 19, 2010 vs. CBJ

Plus/Minus: +3, six times (last: Mar. 3, 2015 @ ARI)

Goal Streak: Three games, Jan. 22-Feb. 2, 2011 (3-0=3)

Assist Streak: Four games, four times (last: Jan. 14-21, 2015; 0-4=4)

Point Streak: Five games (1-4=5), Nov. 29-Dec. 7, 2015

Penalty Shots: None

First NHL Game:

In a 4-0 ANA loss, Oct. 8, 2010 @ DET

First NHL Point:

An assist in a 4-1 ANA loss, Oct. 9, 2010 vs. NSH

First NHL Goal:

A goal (LaBarbera) in a 3-2 ANA win, Oct. 17, 2010 vs. PHX

Milestones Achieved:

300th NHL game, Dec. 22, 2014 vs. SJ

100th NHL assist, Oct. 26, 2014 vs. SJ

100th NHL point, Dec. 20, 2013 @ NJ

Milestones Within Reach:

50 points to 200 NHL points

55 appearances to 400 NHL games

FOWLER VS. THE NHL

Team	GP	G	A	Pts.	PIM
Anaheim	-	-	-	-	-
Arizona	26	2	11	13	2
Boston	6	0	5	5	0
Buffalo	7	1	4	5	2
Calgary	19	1	5	6	8
Carolina	7	0	3	3	4
Chicago	16	0	5	5	4
Colorado	16	2	7	9	2
Columbus	11	1	5	6	0
Dallas	21	1	11	12	2
Detroit	13	0	3	3	0
Edmonton	17	1	8	9	6
Florida	5	0	1	1	2
Los Angeles	24	3	5	8	4
Minnesota	17	3	4	7	2
Montreal	6	2	0	2	2
Nashville	15	1	5	6	0
New Jersey	5	1	3	4	0
NY Islanders	7	1	7	8	4
NY Rangers	7	0	0	0	0
Ottawa	6	0	0	0	0
Philadelphia	6	1	2	3	0
Pittsburgh	6	0	0	0	2
San Jose	24	3	9	12	2
St. Louis	16	2	6	8	8
Tampa Bay	6	0	2	2	4
Toronto	6	0	2	2	2
Vancouver	17	2	3	5	4
Washington	6	0	4	4	4
Winnipeg	7	1	1	2	0
NHL Totals	345	29	121	150	70



with 14 PIM in 13 games with Sodertalje...**2011-12:** Appeared in his second NHL season with Anaheim, scoring 5-24=29 points with 18 PIM...was one of six Anaheim players to appear in all 82 regular season contests, marking a career high...led club defensemen in assists and points...ranked second overall in average TOI (23:15)...ranked tied for fifth among NHL leaders in TOI per shift (57 seconds)...appeared in his 100th career NHL contest, Nov. 30 vs. MTL...posted a career-high four-game assist streak (0-4=4), Nov. 20-27...the four-game streak also matched his career high in points...scored two goals for his first career multi-goal game, Nov. 13 vs. MIN...tied a career best in assists and points (0-3=3) on Nov. 1 @ WSH...logged a career-high 28:38 TOI, Oct. 8 vs. NYR in Stockholm, Sweden as part of the NHL Premiere...**2010-11:** Appeared in his first NHL season with Anaheim...made his Stanley Cup Playoff debut in the CQF series vs. NSH, scoring 1-3=4 points with two PIM in six games...led Anaheim defensemen in points, goals and shots (12), and tied for first in assists...scored his first career postseason goal (Rinne) as part of a two-point night (1-1=2) in Game 4 of the CQF, Apr. 20 @ NSH...collected his first career Stanley Cup Playoff points (0-2=2) in Game 2 of the CQF, Apr. 15 vs. NSH...made his Stanley Cup Playoffs debut in Game 1 of the CQF, Apr. 13 vs. NSH...appeared in 76 games in his rookie season, scoring 10-30=40 points with 20 PIM...was the only defenseman and one of five players from the 2010 NHL Entry Draft to play the complete NHL season...ranked third among rookies in avg. TOI (22:07), tied for third in assists, tied for fourth in PPG, and tied for first in PPA (17) and PPP (23)...among rookie defensemen, ranked second in goals and points, and tied for second in assists...set franchise records for goals and points by a rookie defenseman, and assists by a rookie...ranked second in goals, points and assists among club defensemen...collected 1-1=2 points to become the franchise leader in rookie goals (then-9) and points (then-36) by a defenseman, Mar. 28 vs. COL...also became the franchise leader in overall rookie assists (then-27) in the contest...scored the OT-winning goal in Anaheim's 4-3 win, Mar. 23 @ DAL...became only the second rookie defenseman in league history to score twice in OT during one season (also CHI's Brent Seabrook in 2005-06)...became the second-youngest defenseman to score a regular-season OT goal since the NHL introduced the five-minute OT period in 1983 in Anaheim's 5-4 win, Feb. 11 @ CGY...scored PPGs in three consecutive games, Jan. 22-Feb. 2...the feat made him the second rookie defenseman in NHL history (also the youngest) to record a PPG in three straight (also VAN's Michel Petit, Jan. 17-20, 1984)...was the first NHL defenseman under age 20 with goals in three straight since Kevin Hatcher (19 yrs.) of WSH did so from Mar. 28-Apr. 1, 1986...set career bests in assists (3), Jan. 7 vs. CBJ...it was the fourth time

in club history a rookie blueliner recorded three assists in a game (last: M. Crowley, Oct. 21, 1998 vs. BOS)...collected 1-8=9 points in 14 November games, tying for the rookie league lead in assists for the month...had a career-high four-game point streak (1-4=5), Nov. 21-29...scored his first career GWG and PPG, Nov. 29 vs. LA...missed six contests with a broken nose/stiff neck, Oct. 17-30...became the second-youngest Duck to score his first career NHL goal (LaBarbera), Oct. 17 vs. PHX...earned his first career NHL point (assist), Oct. 9 @ NSH...at 18 yrs., 10 months and three days, became the second-youngest Duck (Oleg Tverdovsky, 18 yrs., 8 months, 13 days) to appear in an NHL game with his debut in Anaheim's season opener, Oct. 8 @ DET...participated in the Honda NHL SuperSkills competition on Jan. 29 in Raleigh, NC...**Miscellaneous:** Played all six games for Team USA at the 2014 Olympic Winter Games, finishing first among team defensemen with a +4 rating...scored Team USA's first goal in a 3-2 shootout win over Russia, Feb. 15...represented USA at the 2012 IIHF World Championship in Finland and Sweden, scoring 1-4=5 points with a +5 rating and two PIM...among team defensemen, ranked tied for the first in assists and tied for second among in scoring...also played in the 2011 IIHF World Championship in Slovakia, earning 1-2=3 points in seven games...won gold as a member of Team USA at both the 2010 IIHF World Junior Championship and 2009 IIHF U-18 World Championship where he was named the tournament's top defenseman...collected 8-47=55 points with a +38 rating and 14 PIM in 55 games with Windsor (OHL) in 2009-10...won the Memorial Cup and OHL championship in 2010...made the 2010 Memorial Cup All-Star team and led all defensemen in scoring during the tournament with 2-4=6 points in four games...also played two seasons in Ann Arbor with the U.S. National Training Development Program...was a member of the U-18 team in 2008-09, recording 8-32=40 points with 44 PIM in 55 games.



PERSONAL:

Grew up in Farmington Hills, MI...has two sisters: Peyton (16) and Emily (14)...enjoys golfing year-round...lists his greatest hockey accomplishments as winning gold at the 2010 World Junior Championship and 2009 U-18 World Championship with Team USA...cites Nicklas Lidstrom and Ray Bourque as his favorite players growing up...favorite TV shows are "Shark Tank" and "Modern Family"...listens to Drake, Lil Wayne and Zac Brown Band...says the strangest thing he's ever been asked to sign is a baby...spent most of his summer in Royal Oak, MI, but also traveled to Ireland to go golfing...Instagram: @C_Aowler.

REGULAR SEASON

PLAYOFFS

Season	Team	League	GP	G	A	Pts.	PIM	+/-	GP	G	A	Pts.	PIM
2009-10	Windsor	OHL	55	8	47	55	14	+38	19	3	11	14	10
2010-11	ANAHEIM	NHL	76	10	30	40	20	-25	6	1	3	4	2
2011-12	ANAHEIM	NHL	82	5	24	29	18	-28	-	-	-	-	-
2012-13	Sodertalje	Sweden-2	14	2	5	7	14	-	-	-	-	-	-
	ANAHEIM	NHL	37	1	10	11	4	-4	7	0	3	3	0
2013-14	ANAHEIM	NHL	70	6	30	36	14	+15	13	0	4	4	4
	United States	Olympics	6	1	0	1	0	+4	-	-	-	-	-
2014-15	ANAHEIM	NHL	80	7	27	34	14	+4	16	2	8	10	2
NHL Totals			345	29	121	150	70	-38	42	3	18	21	8



RYAN GETZLAF

15

SHOOTS: Right **HEIGHT:** 6-4 **WEIGHT:** 221 **AGE:** 30; turns 31 on May 10, 2016
BORN: May 10, 1985; Regina, Saskatchewan
DRAFTED: By Anaheim in the first round (19th overall) of the 2003 NHL Draft
2014-15 REAL TIME STATISTICS

TOI/GM: 20:05 **SHFT/GM:** 23.5 **FO% (FW/FL):** 50.6% (632/617)

2014-15:

Appeared in his 10th NHL season with Anaheim, collecting 25-45=70 points with a +15 rating and 62 PIM in 77 games... finished the season ranked tied for fourth among NHL leaders in primary assists (31), tied for third in even-strength scoring (22-33=55) and 10th in even-strength assists (33)...co-led the NHL in OT scoring (2-3=5) and ranked tied for fourth in OT assists...ranked second among NHL forwards in blocked shots (95)...led the team in scoring, assists and takeaways (55), ranked second in GWG (6) and power-play points (3-10=13), and third in shooting percentage (13.1) and shots on net (191)...among Anaheim forwards, led in TOI (20:05) and blocked shots, and ranked second in faceoff wins (632)...won a career-best 50.6% of his faceoffs...13 of his 25 goals either tied a game or gave the Ducks a lead and six were GWG...scored his franchise-leading seventh career OT goal on Mar. 26 @ BOS...with 2-0=2 points on Mar. 11 @ CGY, passed Paul Kariya for sole possession of second place of the franchise's all-time scoring list with his 670th and 671st career points as a Duck...scored twice in the opening 2:51 of the first period in that game, the fastest two goals by an Anaheim player from the start of a game in club history...was the first NHL player to score two goals in the first three minutes of a road game since Feb. 14, 2003, when Boston's Mike Knuble set the NHL record for the fastest two goals from the start of a game (home or road) by scoring twice in the first 27 seconds @ FLA...in his following game on Mar. 13 @ MIN, became the third player in franchise history to play 700 games in

an Anaheim uniform, joining Selanne and Perry...also finished the season with the club's best all-time plus/minus rating at +124...recorded 1-1=2 points, including his 200th career NHL goal, Feb. 8 @ TB...was named NHL's First Star for the Month of December after leading the NHL in points (5-15=20) and assists during the month...set a club record in points during the month of December (previously 19)...had the most points in any single month by a Ducks player since March 2011 when he also had 20 points...recorded a season-high eight-game point streak (4-9=13), Dec. 12-28...also had points in a team-best 11 consecutive road games (7-12=19) from Nov. 30-Jan. 17...was selected to participate in the 2015 All-Star Game, his third All-Star appearance (also 2008, 2009)...missed two games with a lower-body injury, Feb. 5-6...**PLAYOFFS:** Led Anaheim to Game 7 of the WCF, scoring 2-18=20 points with a +6 rating and six PIM in 16 playoff games...established a franchise record for most points and assists in a playoff campaign, surpassing his own records from 2009...co-led all playoff skaters in assists, ranked second in assists-per-game (1.12) and sixth in scoring...was the first player in club history to record six multi-assist games in a single playoff campaign...posted a five-game assist streak from May 17-25, marking the NHL's longest postseason assist streak since LA's Jeff Carter from May 16-28, 2014 (six games, 5-7=12)...joined Francois Beauchemin as the pair set a franchise record with their 97th career playoff appearance as a Duck in Game 7 of the WCF on May 30 vs. CHI...in Game 1

NHL HIGHLIGHTS

NHL Career Hat Tricks:

2 (last: Dec. 21, 2013 @ NYI)

NHL Career Multiple-Point Games:

177 (21 multiple-goal, 98 multiple-assist)

NHL Career OT Goals:

7 (last: Mar. 26, 2015 @ BOS)

NHL Career Highs:

Goals: 3, two times (last: Dec. 21, 2013 @ NYI)

Assists: 5, Oct. 29, 2008 vs. DET

Points: 5, Oct. 29, 2008 vs. DET (0-5=5)

PIM: 16, Nov. 23, 2011 @ PHX

TOI: 29:41, Dec. 8, 2010 @ VAN

Shots: 11, two times (last: Mar. 6, 2011 vs. VAN)

Plus/Minus: +4, Apr. 5, 2008 @ LA

Goal Streak: Four games, Dec. 16-22, 2009 (4-1=5)

Assist Streak: 10 games, Oct. 24-Nov. 14, 2009 (1-17=18)

Point Streak: 15 games, Dec. 22, 2007-Jan. 23, 2008 (6-16=22)

Penalty Shots: None

First NHL Game:

In a 5-3 ANA win, Oct. 5, 2005 @ CHI

First NHL Point:

An assist in a 4-3 ANA win, Oct. 14, 2005 vs. CBI

First NHL Goal:

A goal (Legare) in a 3-2 ANA loss, Oct. 21, 2005 vs. DET

Milestones Achieved:

700th NHL game, Mar. 13, 2015 @ MIN

200th NHL goal, Feb. 8, 2015 @ TB

400th NHL assist, Jan. 15, 2014 vs. VAN

600th NHL point, Mar. 23, 2014 vs. FLA

Milestones Within Reach:

22 points to 700 NHL points

30 assists to 500 NHL assists

GETZLAF VS. THE NHL

Team	GP	G	A	Pts.	PIM
Anaheim	-	-	-	-	-
Arizona	56	17	40	57	58
Boston	11	4	5	9	6
Buffalo	11	5	9	14	20
Calgary	38	14	25	39	22
Carolina	11	4	6	10	6
Chicago	33	7	20	27	23
Colorado	33	10	22	32	32
Columbus	32	12	25	37	50
Dallas	52	9	33	42	51
Detroit	33	11	26	37	53
Edmonton	34	14	22	36	29
Florida	9	4	5	9	2
Los Angeles	55	18	27	45	39
Minnesota	35	8	24	32	19
Montreal	8	2	7	9	6
Nashville	32	11	26	37	16
New Jersey	10	1	4	5	10
NY Islanders	10	4	3	7	2
NY Rangers	12	2	6	8	14
Ottawa	9	6	6	12	2
Philadelphia	10	4	7	11	17
Pittsburgh	11	4	7	11	15
San Jose	58	10	39	49	49
St. Louis	32	7	21	28	12
Tampa Bay	9	4	5	9	7
Toronto	7	0	8	8	2
Vancouver	38	10	25	35	44
Washington	10	3	7	10	16
Winnipeg	11	3	10	13	4
NHL Totals	710	208	470	678	626




of the Second Round, he (1-3=4) and Corey Perry (2-2=4) both tied a franchise record for points in a playoff game in a 6-1 win vs. CGY...the duo became the first set of Anaheim teammates with four points in the same playoff contest.

CAREER:

Signed an eight-year contract extension through 2020-21, Mar. 8, 2013...has served as the club's captain since the start of the 2010-11 season...signed a five-year contract extension through 2012-13, Nov. 20, 2007...**2013-14:** Appeared in his ninth NHL season with Anaheim...collected 4-11=15 points with 10 PIM in 12 postseason games vs. DAL and LA...led the team in scoring and assists, and tied for second in goals...recorded a five-game assist streak (1-6=7), May 3-12...finished the playoffs as the club's all-time leading scorer in the postseason (25-49=74)...played 77 regular-season contests, recording 31-56=87 points with a +28 rating...set career highs in goals and GWG (7)...finished second in the NHL in points, behind only PIT's Sidney Crosby (104)...was also second to Crosby (13) in three-point games (8)...ranked third in points-per-game (1.13), fifth in assists, tied for sixth in even-strength goals (26), and tied for second among forwards in blocked shots (87)...led the team in scoring, assists and PPG (23), and ranked third in plus/minus...his 31 PIM marked his lowest penalty total since his rookie season in 2005-06 (22)...earned his 50th assist of the season on Mar. 28 @ EDM, marking the sixth 50-assist campaign of his career...registered his 600th career point and reached the 30-goal plateau on Mar. 23 vs. FLA, becoming the third player in franchise history to score 600 points (Selanne-985, Kariya-669)...collected his 400th career NHL assist on Jan. 15 vs. VAN and appeared in his 600th NHL game on Jan. 11 @ PHX...netted his second career hat trick in his

fourth four-point game in 2013-14 (3-1=4), Dec. 21 @ NYL...scored his fifth career OT goal in a 1-0 win, Nov. 22 vs. TB...posted an unofficial 16-game point streak (10-13=23) from Nov. 6-Dec. 15, the longest streak of his career (missed three games with an upper-body injury, Nov. 10-12)...also had an official 14-game point streak (6-11=17), Nov. 15-Dec. 15, tied for the NHL's best in 2013-14...notched his first career hat trick (3-1=4) on Nov. 8 vs. Buffalo, becoming the fifth player in club history to score three in a single period and just the second to do so in the first period...it also marked the fifth time a Ducks player had four points in a single period...scored the GWG in consecutive games from Oct. 10-13 for the second time in his career...

collected his 370th career assist on Oct. 5 @ MIN, moving him past Paul Kariya and into sole possession of second place on the franchise's all-time assists list...**2012-13:** Appeared in his eighth NHL season with Anaheim...co-led the Ducks in playoff scoring, picking up 3-3=6 points in seven CQF contests vs. DET...scored the eighth PPG of his playoff career in Game 5 of the CQF, May 8 vs. DET...collected his second career playoff SHG in Game 3 of the CQF, May 4 @ DET...appeared in 44 regular-season games, scoring 15-34=49 points with a +14 rating and 41 PIM...finished the season tied for 10th in the NHL in scoring, tied for eighth in assists and tied for third in home scoring (9-21=30)...led the team in points and assists, co-led in goals, tied for second in PPG (4) and tied for third in plus/minus...earned two assists on Apr. 27 vs. PHX to



REGULAR SEASON										PLAYOFFS				
Season	Team	League	GP	G	A	Pts.	PIM	+/-		GP	G	A	Pts.	PIM
2001-02	Calgary	WHL	63	9	9	18	34	-		7	2	1	3	4
2002-03	Calgary	WHL	70	29	39	68	121	-		5	1	1	2	6
2003-04	Calgary	WHL	49	28	47	75	97	-		7	5	1	6	12
2004-05	Calgary	WHL	51	29	25	54	102	-		12	4	13	17	18
2005-06	Cincinnati	AHL	-	-	-	-	-	-		10	1	4	5	4
	Portland	AHL	17	8	25	33	36	-		1	0	0	0	4
	ANAHEIM	NHL	57	14	25	39	22	+6		16	3	4	7	13
2006-07	ANAHEIM	NHL	82	25	33	58	66	+17		21	7	10	17	32
2007-08	ANAHEIM	NHL	77	24	58	82	94	+32		6	2	3	5	6
2008-09	ANAHEIM	NHL	81	25	66	91	121	+5		13	4	14	18	25
2009-10	ANAHEIM	NHL	66	19	50	69	79	+4		-	-	-	-	-
2010-11	AHAHEIM	NHL	67	19	57	76	35	+14		6	2	4	6	9
2011-12	ANAHEIM	NHL	82	11	46	57	75	-11		-	-	-	-	-
2012-13	ANAHEIM	NHL	44	15	34	49	41	+14		7	3	3	6	6
2013-14	ANAHEIM	NHL	77	31	56	87	31	+28		12	4	11	15	10
2014-15	Canada	Olympics	6	1	2	3	4	+3		-	-	-	-	-
	ANAHEIM	NHL	77	25	45	70	62	+15		16	2	18	20	6
NHL Totals			710	208	470	678	626	+124		97	27	67	94	107



move into a tie with Paul Kariya for second place on the franchise's all-time assists list (369)...netted a career-high three SHG, one shy of the single-season club record (Apr. 13 @ LA, Mar. 19 vs. SJ, Mar. 4 @ PHX)...had five consecutive multi-point games at home from Mar. 6-20 (3-7=10, +7) and recorded a career-high 12-game home point streak, Feb. 1-Mar. 20 (7-15=22, +12)...earned his 500th career point as part of a multi-point night (1-1=2), Mar. 8 vs. CGY...became the third player in franchise history to reach the milestone (Teemu Selanne and Paul Kariya)...missed three games with a lower-body injury, Apr. 5-8...**2011-12:** Appeared in his seventh NHL season with Anaheim, scoring 11-46=57 points with 75 PIM in 82 games...was one of six Anaheim players to appear in all 82 contests, marking the second time in his career not missing a single regular season game (also 2006-07)...led the club in assists and finished second in faceoff wins (639) and hits (182)...among league forwards, ranked third in total TOI (1,771:09) and fourth in average TOI (21:35)...scored the fourth OT goal of his career in a 3-2 victory, Apr. 5 @ EDM...appeared in his 500th NHL contest, Mar. 12 @ COL...recorded his sixth career game with four-or-more assists (0-4=4), Jan. 13 @ EDM...earned his 300th career NHL assist (0-2=2), Nov. 25 vs. CHI...**2010-11:** Appeared in his sixth NHL season with Anaheim...played all six CQF games vs. NSH, collecting 2-4=6 points with nine PIM...tied his playoff career high in points (1-2=3) in Game 2 of the CQF, Apr. 15 vs. NSH...his second assist on Bobby Ryan's second-period goal marked his 50th career NHL playoff point...appeared in 67 regular-season games, scoring 19-57=76 points with a +14 rating...was charged with 35 PIM, his fewest since his rookie season in 2005-06 (22)...finished the regular season ranked fourth in the NHL in assists and sixth in points-per-game (1.13)...following his return from injury on Feb. 9, scored 6-33=39 points to rank second in the NHL in scoring following that date...tied his season high in assists with four in a 6-2 victory on Apr. 6 vs. SJ, marking his fifth career game with four assists or more...scored 2-18=20 points in 14 games in March, ranking first among league leaders in assists, third in scoring, and tied for third in plus/minus (+12)...collected his 400th career NHL point as part of a four-point night (1-3=4), Mar. 20 vs. CGY...was hit in the forehead by a deflected puck on Dec. 28 @ PHX and missed 14 games

from Dec. 31-Feb. 5 with multiple non-displaced nasal sinus fractures...appeared in his 400th career NHL game, Dec. 20 @ BOS...scored his third career OT goal in a 2-1 win, Dec. 15 @ WSH...registered a career-high 29:52 TOI, Dec. 8 @ VAN...collected four assists (0-4=4), Nov. 27 @ PHX for his sixth career game with four points or more...**2009-10:** Appeared in his fifth NHL season with Anaheim, scoring 19-50=69 points with a +4 rating and 79 PIM in 66 games...led the Ducks in assists, ranked second in points, tied for second in GWG (5), third in PPG (8), and tied for fourth in goals and plus/minus...also ranked first in hits (178) and second in faceoff wins (533-of-1124)...had assists in a franchise-record 10 straight games from Oct. 24-Nov. 14 (1-17=18), tied for the second longest streak among league leaders in 2009-10...scored his 100th NHL goal, Jan. 13 vs. BOS...posted a career-high four-game goal streak (4-1=5), Dec. 16-22...recorded his 300th career NHL point, Dec. 1 vs. LA...collected 4-13=17 points in November, ranking tied for second in the NHL in assists and tied for fifth in points for the month...earned his 200th career assist, Nov. 14 @ DET...appeared in his 300th career NHL game, Oct. 8 @ BOS...missed 16 games due to injury, including 12 with an ankle sprain and four with a leg laceration...**2008-09:** In the 2009 postseason, ranked third in the NHL in assists and sixth in scoring despite playing only two rounds...led all league forwards in avg. TOI (24:08)...tied for third in PPA (8)...established Ducks records in career postseason assists (31), assists in a playoff season (14), points in a playoff season (18) and points in a playoff series (2-8=10 in the CSF vs. DET)...registered points in a franchise-high eight consecutive games from Apr. 21-May 7 (2-12=14), which tied for the second longest streak in the postseason...collected a playoff career-high 1-2=3 points and 38:59 TOI in Game 2 of the CSF, May 3 @ DET...in his fourth regular season NHL campaign, ranked tied for third among league leaders in assists, tied for sixth in scoring and tied for fourth in PPA (28)...also led the club in assists and scoring...broke the Ducks' single-season assist record (previously Kariya, 62), Apr. 4 @ SJ...established a personal best with his 83rd point of the season, Mar. 31 @ EDM...tied his career high in goals (25) with 2-1=3 points, Mar. 27 vs. EDM...also passed Andy McDonald for fourth on the club's all-time points list...became the third player in franchise history to reach the 90-point mark in one season (Selanne, Kariya) with an assist, Apr. 5 vs. SJ...was one of only two players in the NHL to record three separate point streaks of eight-games-or-more in 2008-09 (also PIT's Malkin)...collected 4-15=19 points with a +5 rating in 14 games in January, equaling his month of November (7-12=19, +9, 13 games) for the highest scoring month in Ducks history since Dec. 2006...was voted as a starter for the Western Conference in the 2009 All-Star Game in Montreal...compiled a season-best 10-game point streak from Jan. 2-20 (3-11=14)...earned his 200th career point, Nov. 14 vs. NSH...recorded a career-high 11 shots, one shy of the club record, Nov. 9 vs. FLA...with Selanne and Perry, was named a co-recipient of the NHL's First Star of the Week ending Nov. 2...led all league scorers with 2-8=10 points in four games, highlighted by a club record-tying five assists, Oct. 29 vs. DET...the five points in one night (0-5=5) were personal highs in points and assists...became the fourth different player in club history to record a five-point game (Selanne, Kariya, Mironov) and the third different Ducks player to have five assists (Selanne and





Mironov)...by assisting on all five Ducks goals, became just the second NHL player in the last 11 seasons to record five assists in one game and assist on every goal scored by his team in that game...was named an alternate captain, Oct. 7...**2007-08:** Appeared in all six CQF games vs. DAL, co-leading the team in assists and points (2-3=5)...led the Ducks in points, assists and plus/minus during the regular season...finished the season with a +32 rating, the second-highest in club history (Kariya, +36, 1996-97)...became the fourth player age 22-or-younger in the NHL to finish a season with a rating of +25-or-better since the 1998-99 season...ranked third among scorers age 22-and-under, finishing behind only WSH's Ovechkin (112) and PIT's Malkin (106)...among league leaders, ranked fourth in plus/minus, tied for seventh in assists, second in PPA (32) and tied for eighth in PPP (36)...had a career-high 15-game point streak (6-16=22, +13 rating) from Dec. 22-Jan. 23, tied for the fourth-longest in the NHL in 2007-08...scored a goal in his first All-Star Game, Jan. 27 @ ATL...in the month of January, was tied for second in the NHL in assists (13)...recorded his 52nd assist on Mar. 12 vs. VAN, breaking the then-franchise record for assists by a center in a single season...scored 1-1=2 points in his 200th career game, Feb. 17 vs. CGY...earned his 100th career assist, Feb. 12 @ COL...earned his 100th career NHL point, Oct. 6 @ PIT...signed a five-year contract extension through 2012-13, Nov. 20...**2006-07:** Led the 2007 Stanley Cup champion Ducks in postseason scoring (7-10=17), setting a then-franchise record for most points in a single playoff season...among playoff leaders, ranked tied for second in GWG (3) and SHG (1), fifth in scoring, tied for sixth in assists and tied for fifth in PPP...was also tied for second on the team in goal scoring...scored his first career playoff SHG in Game 2 of the CQF, Apr. 13 vs. MIN...was one of eight Ducks to play in every regular season game...was fifth on the team in goals (25) and tied for second in PPG (11)...notched two goals in the NHL YoungStars Game, Jan. 24 @ DAL...**2005-06:** In his first NHL season, ranked among rookie leaders

in postseason goals (tied for second with three), PPG (tied for second with two) and PPP (second with two)...scored his first career playoff goal in Game 4 of the CQF, Apr. 27 vs. CGY...finished the regular season tied for ninth among NHL rookies in PPG (10)...set a then-club rookie record for PPG in a season with 10...with 0-4=4 points, set a rookie club record for assists and tied the rookie record for points, Mar. 24 vs. NSH...scored his first career NHL goal, Oct. 21 @ DET...scored his first NHL point (assist), Oct. 14 vs. CBJ...made his NHL debut, Oct. 5 @ CHI...**Miscellaneous:** Won his second consecutive gold medal with Team Canada at the 2014 Olympic Winter Games, posting 1-2=3 points with a +3 rating...represented Canada at the 2012 IIHF World Championship in Finland and Stockholm, scoring 2-7=9 points with a +6 rating and 27 PIM in eight games...tied for second on the team in points and assists, and led in PIM...won a gold medal with Team Canada at the 2010 Olympic Winter Games...earned 3-4=7 points in seven contests and finished tied for second on Team Canada in scoring...helped lead Canada to gold at the 2005 World Junior Championship, finishing second in scoring (3-9=12)...appeared in the 2008 IIHF World Championship in Quebec, earning silver with Canada...also won silver at the 2004 World Junior Championship, scoring 3-3=6 points in six games...played for Team Canada at the 2003 Under-18 World Championship, collecting 2-2=4 points in seven games.

PERSONAL:

Ryan and his wife, Paige, have two sons, Ryder (4) and Gavin (2), and daughter, Willa (born Apr. 18, 2014)...the family resides in Corona Del Mar...his brother, Chris, is a wide receiver for the Saskatchewan Roughriders in the Canadian Football League...lists Joe Sakic as his favorite hockey player growing up...calls Gulfstream in Newport Beach his favorite restaurant in Orange County.





JOHN GIBSON

36

CATCHES: Left **HEIGHT:** 6-3 **WEIGHT:** 227 **AGE:** 22; turns 23 on July 14, 2016
BORN: July 14, 1993; Pittsburgh, Pennsylvania
DRAFTED: By Anaheim in the second round (39th overall) of the 2011 NHL Draft

2014-15:

Appeared in his second NHL season with Anaheim, going 13-8-0 with one shutout, a 2.60 GAA and a .914 SV%...established career highs in wins, saves (616), appearances (23) and starts (21)...ranked fourth among NHL rookie goaltenders in wins, saves and shots faced (674)...won six of seven starts from Feb. 20-Mar. 4, compiling a 6-1-0 record with a 1.84 GAA with a .942 SV%...had a pair of career-tying three-game win streaks within that seven-game stretch (Feb. 20-23 & Feb. 27-Mar. 4)...also won three straight for a third time from Mar. 13-18...played a career-high 10 consecutive games from Feb. 10-Mar. 1 and also made a career-best nine straight starts from Feb. 12-Mar. 1...set single-game career bests in saves (39) and shots (40) en route to a 3-1 win, Mar. 1 @ DAL...strung together a career-high 111:18 scoreless streak from Oct. 24-30, spanning three games...made the most saves (38) by a Ducks rookie goaltender in a shutout performance for a 1-0 win on Oct. 28 @ CHI...missed 21 games with a groin strain (Nov. 2-Dec. 16) and one game due to an upper-body injury (Apr. 11)...also played 11 games with Norfolk (AHL), posting a 6-3-2 record with a 2.07 GAA and a .935 SV%.

CAREER:

Signed a three-year entry-level contract with Anaheim, Mar. 15, 2012...**2013-14:** Made his NHL debut with Anaheim...went 2-2 with one shutout and a 2.70 GAA in four postseason games...at 20 years and 300 days became the youngest goalie in NHL history to record a shutout in his playoff debut after stopping all 28 shots in a 2-0, Game 4 win on May 10 @ LA...was only the sixth NHL goaltender

in the previous 60 years to post a shutout in his first Stanley Cup playoff game, the first since Jonas Hiller did so for the Ducks in 2009 (Apr. 16 @ SJ, CQF)...was the fourth-youngest goaltender in NHL history at the time of his first career playoff shutout (debut game or not), behind Harry Lumley (age 18 in 1945), Patrick Roy (age 20 years, 229 days in 1986) and Carey Price (age 20 years, 243 days in 2008)...was also the youngest goalie to win a playoff game since MTL's Price (20 years and 238 days) on Apr. 24, 2008 vs. PHI (Elias)...was only the second goaltender to record shutouts in his NHL debut and Stanley Cup Playoff debut, joining Hall-of-Famer Tiny Thompson with Boston (Nov. 1928 and Mar. 1929)...stopped 39-of-42 shots for his second straight win in Game 5 of the Second Round, May 12 vs. LA...appeared in three regular-season games with Anaheim, posting a 3-0-0 record with a 1.33 GAA and .954 SV% in three games...was named the NHL's Second Star of the Week for Apr. 7-13 after making his first three career NHL starts...won his third straight start in Anaheim's season finale, stopping 29-of-31 shots in a 3-2 OT victory on Apr. 13 vs. COL...stopped a career-high 36-of-38 shots to earn the second win of his NHL career, Apr. 9 vs. SJ...became the youngest NHL goalie (20 years, 297 days) since Buffalo's Darren Puppa (Nov. 1, 1985 @ EDM; 20 years, 223 days) to record a shutout in his NHL debut after stopping all 18 shots for a 3-0 win in his NHL debut, Apr. 7 @ VAN...was the first goalie to record a shutout in his NHL debut at any age since Al Montoya of the Phoenix Coyotes (Apr. 1, 2009 @ COL) and the first in franchise history to record a shutout in his Anaheim debut...began the season with Norfolk (AHL), going 21-17-4 with five shutouts, a 2.34 GAA and .919 SV%...

NHL HIGHLIGHTS

Saves:

39, Mar. 1, 2015 @ DAL

Shots Faced:

40, Mar. 1, 2015 @ DAL

Goals Against:

6, two times (last: Mar. 11, 2015 @ CGY)

Winning Streak:

Three games, four times (last: Mar. 13-18, 2015)

Losing Streak:

Two games, Feb. 15-18, 2015

Shutout Sequence:

111:18, Oct. 24-30, 2015 (spanning three games)

Consecutive Games Played:

10 games, Feb. 10-Mar. 1, 2015

Consecutive Starts:

Nine games, Feb. 12-Mar. 1, 2015

Penalty Shots:

None

Career Shootout Statistics:

1-0 (2-for-3, .667)

First NHL Game:

In a 3-0 ANA win, Apr. 7, 2014 @ VAN

First NHL Win:

In a 3-0 ANA win, Apr. 7, 2014 @ VAN

First NHL Shutout:

In a 3-0 ANA win, Apr. 7, 2014 @ VAN

GIBSON VS. THE NHL

Team	GP	MIN	W-L-OT	SO	GA	GAA
Anaheim	-	-	-	-	-	-
Arizona	-	-	-	-	-	-
Boston	-	-	-	-	-	-
Buffalo	-	-	-	-	-	-
Calgary	2	120	1-1-0	0	9	4.50
Carolina	1	60	1-0-0	0	1	1.00
Chicago	1	60	1-0-0	1	0	0.00
Colorado	2	120	1-1-0	0	5	2.50
Columbus	2	119	1-1-0	0	5	2.52
Dallas	1	60	1-0-0	0	1	1.00
Detroit	1	65	1-0-0	0	3	2.77
Edmonton	1	60	1-0-0	0	1	1.00
Florida	1	34	0-0-0	0	3	5.29
Los Angeles	2	120	2-0-0	0	4	2.00
Minnesota	1	60	1-0-0	0	1	1.00
Montreal	1	60	1-0-0	0	1	1.00
Nashville	1	60	1-0-0	0	2	2.00
New Jersey	1	60	1-0-0	0	1	1.00
NY Islanders	-	-	-	-	-	-
NY Rangers	1	50	0-0-0	0	4	4.80
Ottawa	1	58	0-1-0	0	2	2.07
Philadelphia	-	-	-	-	-	-
Pittsburgh	1	60	0-1-0	0	6	6.00
San Jose	1	60	1-0-0	0	2	2.00
St. Louis	1	57	0-0-0	0	2	2.11
Tampa Bay	1	60	0-1-0	0	4	4.00
Toronto	-	-	-	-	-	-
Vancouver	1	60	1-0-0	1	0	0.00
Washington	1	58	0-1-0	0	5	5.17
Winnipeg	-	-	-	-	-	-
NHL Totals	26	1521	16-8-0	2	62	2.45



was recalled by Anaheim on Apr. 6...at the time of his recall, Gibson ranked third among AHL goalies in GAA, seventh in SV%, second in shutouts and sixth in saves (1141)...among rookies goalies, led in GAA, was tied for first in shutouts, second in SV% and saves, and ranked fifth in wins (21)...was named the CCM/AHL goalie of the month in October after going 3-1-2 with a 1.44 GAA and .953 SV% in six appearances...**2012-13:** Appeared in 27 games with Kitchener (OHL), going 17-9-1 with a 2.41 GAA and .928 SV%... won five consecutive starts (5-0-0) with a 1.97 GAA and .945 SV% from Oct. 19-28...also appeared in 10 OHL Playoff games, posting a 5-5 record with a 2.17 GAA...ranked sixth among OHL postseason leaders in wins, second in GAA and first in SV%...stopped all 49 shots faced for a 2-0 win in Game 2 of the OHL Western Conference Quarterfinals, Mar. 24 vs. Guelph...following Kitchener's season, was assigned to Norfolk (AHL) where he made his professional debut in relief on Apr. 19 @ Syracuse...**2011-12:** Made his OHL debut with Kitchener, posting a 21-10-0 record with a 2.75 GAA and .928 SV% in 32 games...led all CHL goaltenders in SV% and ranked seventh in the OHL in GAA...among OHL rookie goaltenders, ranked first in wins and GAA...backstopped Kitchener to the OHL conference finals, going 8-7 with a 2.67 GAA...among playoff leaders, ranked first in SV% (.938) and saves (605), and fourth in wins and minutes (898)...**Miscellaneous:** Was USA Hockey's recipient of the 2013 Bob Johnson Award, which recognizes excellence in international hockey competition during a specific season of play...backstopped Team USA to the gold medal at the 2013 IIHF World Junior Championship in Russia, posting a 5-2-0 record and was


selected Most Valuable Player of the championship...became the first United States goaltender and second American overall to win the award after Zach Parise in 2004, and the first goaltender overall since Steve Mason (Canada) in 2008...also received the Directorate Award as the tournament's best goaltender, was selected to the Media All-Star team and was named one of Team USA's best three players of the tournament...set the U.S. record for SV% (.955) for a single World Junior Championship and his 1.36 GAA ranked third by a U.S. goalie in a single tournament...helped Team USA earn a bronze medal at the 2013 IIHF World Championship, where he finished second with a 1.56 GAA and .951 SV%...became the second-youngest netminder behind Vladislav Tretiak in world championship history to win a playoff game with an 8-3 victory over Russia in the quarterfinals...represented Team USA at the 2012 IIHF World Junior Championship in Calgary and Edmonton, stopping 23-of-27 shots on Dec. 28 vs. Finland...appeared in 32 contests in 2010-11 with the United States National Team's (USNTDP) Under-18 club, posting a 2.64 GAA and .918 SV% and one shutout...backstopped Team USA to a gold medal at the 2011 Under-18 World Championship in Germany...helped the club go undefeated in the tournament (6-0) and posted back-to-back OT wins against Canada and Sweden en route to capturing the title...was named the Best Goaltender of the tournament, compiling a 2.34 GAA and .926 SV%...in 2009-10, appeared in 18 games with the USNTDP junior club, posting a 7-9 record with a 3.69 GAA and .905 SV%.

PERSONAL:

Grew up in Pittsburgh, PA...favorite NHL player growing up was Marc-André Fleury...favorite hockey moment was winning the gold medal with Team USA at the 2013 World Junior Championship...enjoys fishing during the offseason...
Twitter: @JohnGibson35, Instagram: @JohnGibson36.



Season	Team	League	REGULAR SEASON							PLAYOFFS					
			GP	MIN	GA	SO	GAA	SV%	W-L-OT	GP	MIN	GA	SO	GAA	W-L
2011-12	Kitchener	OHL	32	1897	87	1	2.75	.928	21-10-0	16	898	40	1	2.67	8-7
2012-13	Kitchener	OHL	27	1615	65	1	2.41	.928	17-9-1	10	609	22	1	2.17	5-5
	Norfolk	AHL	1	40	3	0	4.50	.857	0-0-0	-	-	-	-	-	-
2013-14	Norfolk	AHL	45	2587	101	5	2.34	.919	21-17-4	6	373	9	1	1.45	4-2
	ANAHEIM	NHL	3	181	4	1	1.33	.954	3-0-0	4	200	9	1	2.70	2-2
2014-15	ANAHEIM	NHL	23	1340	58	1	2.60	.914	13-8-0	-	-	-	-	-	-
	Norfolk	AHL	11	665	23	1	2.07	.935	6-3-2	-	-	-	-	-	-
NHL Totals			26	1521	62	2	2.45	.919	16-8-0	4	200	9	1	2.70	2-2
AHL Totals			57	3292	127	6	2.31	.922	27-20-6	6	373	9	1	1.45	4-2



CARL HAGELIN

26

SHOOTS: Left **HEIGHT:** 5-11 **WEIGHT:** 186 **AGE:** 27; turns 28 on August 23, 2016
BORN: August 23, 1988; Sodertalje, Sweden
ACQUIRED: From NY Rangers with second-round and sixth-round selections in the 2015 NHL Draft in exchange for Emerson Etem and a second-round selection in the 2015 NHL Draft, June 27, 2015
DRAFTED: By NY Rangers in the sixth round (168th overall) of the 2007 NHL Draft
2014-15 REAL TIME STATISTICS

TOI/GM: 15:13 SHFT/GM: 21.9 FO% (FW/FL): 35.3 (6/11)

2014-15:

Appeared in his fourth NHL season with the New York Rangers... collected 17-18=35 points with a +18 rating and 46 PIM as one of three Rangers to appear in all 82 games...set career bests in points, shots on goal (185) and appearances, and matched a career high in goals...among team leaders, ranked tied for third in GWG (4), second in shots on goal and third in takeaways (51)...finished second among team forwards in shorthanded TOI (1:57)...posted his first career OT goal in a 3-2 victory, Jan. 20 vs. OTT...appeared in his 200th career NHL game on Nov. 13 vs. COL and earned his 100th career NHL point (goal) on Nov. 8 @ TOR...**PLAYOFFS:** Made his fourth consecutive trip to the Stanley Cup Playoffs with the Rangers...posted 2-3=5 points with six PIM in 19 contests as New York advanced to Game 7 of the ECF against TB...ranked third on the club in takeaways (13) and shorthanded TOI (2:11)...strung together a playoff career-high four-game scoring streak (2-2=4) from Apr. 20-30...his overtime goal in Game 5 of the CQF on Apr. 24 vs. PIT advanced the Rangers to the Second Round against WSH.

CAREER:

Signed a four-year contract with Anaheim through the 2018-19 NHL season, Aug. 14, 2015...**2013-14:** Appeared in his third NHL season with New York...advanced to the Stanley Cup Final in 2014, recording 7-5=12 points with 16 PIM in 25 games...

NHL HIGHLIGHTS

NHL Career Hat Tricks:

1, Mar. 14, 2014 w/NYR @ WPG

NHL Career Multiple-Point Games:

24 (6 multiple-goal, 7 multiple-assist)

NHL Career OT Goals:

1, Jan. 20, 2015 w/NYR vs. OTT

NHL Career Highs:

Goals: 3, Mar. 14, 2014 w/NYR @ WPG

Assists: 2, seven times (last: Mar. 24, 2014 w/NYR vs. PHX)

Points: 3, three times (last: Mar. 14, 2014 w/NYR @ WPG; 3-0=3)

PIM: 4, seven times (last: Dec. 6, 2014 w/NYR @ DET)

TOI: 24:26, Mar. 21, 2013 w/NYR vs. FLA

Shots: 8, Feb. 2, 2015 w/NYR vs. FLA

Plus/Minus: +4, Mar. 13, 2012 w/NYR vs. CAR

Goal Streak: Four games, Feb. 10-17, 2013 (5-2=7)

Assist Streak: Three games, Mar. 7-10, 2013 (0-4=4)

Point Streak: Five games, two times (last: Nov. 2-10, 2013; 4-3=7)

Penalty Shots: 0-for-1, Feb. 2, 2015 w/NYR vs. FLA (unsuccessful vs. Luongo)

First NHL Game:

In a 6-3 NYR win, Nov. 25, 2011 @ WSH

First NHL Point:

An assist in a 6-3 NYR win, Nov. 25, 2011 @ WSH

First NHL Goal:

A goal (Babrovsky) in a 2-0 NYR win, Nov. 26, 2011 vs. PHI

Milestones Achieved:

200th NHL game, Nov. 13, 2014 vs. COL

100th NHL point, Nov. 8, 2014 @ TOR

Milestones Within Reach:

28 assists to 100 NHL assists

34 appearances to 300 NHL games

set playoff career bests in most offensive categories, including goals, assists, points and shots on goal (56)...led the Stanley Cup Playoffs in SHG (2), co-led in shorthanded points (2-1=3) and tied for eighth in goals...scored his first career playoff SHG and had five shots on net in Game 1 of the SCF, June 4 vs. LA...in 72 regular-season games, earned 17-16=33 points with a +8 rating and 44 PIM...set career highs in goals and GWG (5), which ranked second on the club...scored his first career hat trick (3-0=3), including the GWG in a 4-2 victory, Mar. 14 @ WPG...matched a career best with a five-game scoring streak (4-3=7), Nov. 2-10...**2012-13:** Appeared in his second NHL season with the Rangers...in his second trip to the Stanley Cup Playoffs, scored 3-3=6 points in 12 games...led New York in plus/minus, ranked tied for second in goals and third in scoring...notched his first career playoff goal in Game 1 of the CQF, May 2 @ WSH...appeared in all 48 regular-season games, collecting 10-14=24 points with a +10 rating and 18 PIM...finished third on the club in shots on goal (132)...appeared in his 100th career NHL game, Apr. 3 vs. PIT...recorded a career-best five-game scoring streak (5-3=8), Feb. 10-19...also had a career-high four-game goal streak (5-2=7) from Feb. 10-17...began the season with Sodertalje SK (Sweden second division), recording 5-6=11 points with a +9 rating in eight games...**2011-12:** Appeared in his first NHL season

HAGELIN VS. THE NHL

Team	GP	G	A	Pts.	PIM
Anaheim	3	1	1	2	0
Arizona	5	0	3	3	4
Boston	13	2	2	4	6
Buffalo	13	6	1	7	8
Calgary	4	2	1	3	4
Carolina	15	4	8	12	10
Chicago	6	2	2	4	0
Colorado	5	1	2	3	0
Columbus	9	3	2	5	8
Dallas	5	1	1	2	6
Detroit	6	0	1	1	6
Edmonton	4	2	0	2	0
Florida	12	2	4	6	4
Los Angeles	3	0	0	0	2
Minnesota	5	1	2	3	4
Montreal	10	2	2	4	4
Nashville	5	0	1	1	6
New Jersey	18	5	9	14	12
NY Islanders	18	4	4	8	6
NY Rangers	-	-	-	-	-
Ottawa	11	1	3	4	2
Philadelphia	18	1	5	6	8
Pittsburgh	19	3	4	7	10
San Jose	3	1	0	1	0
St. Louis	4	0	1	1	2
Tampa Bay	13	4	5	9	8
Toronto	12	3	4	7	2
Vancouver	4	1	1	2	2
Washington	14	3	3	6	8
Winnipeg	9	3	0	3	0
NHL Totals	266	58	72	130	132



with the Rangers...made his debut in the Stanley Cup Playoffs, collecting three assists (0-3=3) with 17 PIM in 17 games...notched his first career postseason point (assist) in Game 1 of the CQF on Apr. 12 vs. OTT...played 64 regular-season games with the Rangers, scoring 14-24=38 points with a +21 rating and 24 PIM...established career highs in points, assists and plus/minus...among NHL rookies, ranked first in plus/minus, tied for second in SHG (2), sixth in scoring and tied for seventh in goals...was the Fastest Skater (13.218 seconds) among 12 rookies at the 2012 NHL All-Star Skills Competition...began his NHL career on a four-game point streak (1-3=4), which included his first career NHL goal (Bobrovsky) on Nov. 26 vs. PHI...was the first Rangers rookie to open his career with points in four straight games since 1992-93 (Steve King)...earned a point (assist) in his NHL debut on Nov. 25 @ WSH...was recalled from the AHL on Nov. 24...opened the season with Connecticut, earning 7-6=13 points with a +12 rating and six PIM in 17 games...**2010-11:** Made his professional debut with Connecticut in the Calder Cup Playoffs, notching 1-1=2 points with four PIM in five games...notched his first career AHL point (assist), Apr. 21 @ Portland...

Miscellaneous: Helped lead Sweden to silver at the 2014 Olympic Winter Games, scoring two goals (2-0=2) with a +1 rating in six tournament games...also won silver with Team Sweden at the 2008 IIHF World Junior Championship, playing six games (scoreless)...played four seasons at the University of Michigan (CCHA), compiling 61-91=152 points with 133 PIM in 171 career games from 2007-11...appeared in the 2010-11 NCAA Championship game against Minnesota-Duluth on Apr. 9, 2011...was a member of the 2009-10 Michigan club that won the 2010 CCHA Championship and advanced to the second round of the NCAA playoffs.

PERSONAL:

Grew up in Nykvarn, Sweden...says his favorite NHL player growing up was Peter Forsberg...calls "Vikings" his favorite TV show...enjoys watching any movie with Leonardo DiCaprio...spent most of his summer in Stockholm, Sweden but traveled to Spain and spent time with family and friends. Twitter: @CarlHagelin

Season	Team	League	REGULAR SEASON							PLAYOFFS				
			GP	G	A	Pts.	PIM	+/-		GP	G	A	Pts.	PIM
2007-08	U. of Michigan	CCHA	41	11	11	22	28	-		-	-	-	-	-
2008-09	U. of Michigan	CCHA	41	13	18	31	32	-		-	-	-	-	-
2009-10	U. of Michigan	CCHA	45	19	31	50	34	-		-	-	-	-	-
2010-11	U. of Michigan	CCHA	44	18	31	49	39	-		-	-	-	-	-
	Connecticut	AHL	-	-	-	-	-	-		5	1	1	2	4
2011-12	Connecticut	AHL	17	7	6	13	6	+12		-	-	-	-	-
	NY RANGERS	NHL	64	14	24	38	24	+21		17	0	3	3	17
2012-13	Södertälje SK	Sweden-2	8	5	6	11	0	+9		-	-	-	-	-
	NY RANGERS	NHL	48	10	14	24	18	+10		12	3	3	6	0
2013-14	NY RANGERS	NHL	72	17	16	33	44	+8		25	7	5	12	16
	Sweden	Olympics	6	2	0	2	0	+1		-	-	-	-	-
2014-15	NY RANGERS	NHL	82	17	18	35	46	+18		19	2	3	5	6
NHL Totals			266	58	72	130	132	+57		73	12	14	26	39



KORBINIAN HOLZER

5

SHOOTS: Right **HEIGHT:** 6-3 **WEIGHT:** 215 **AGE:** 27; turns 28 on February 16, 2016
BORN: February 16, 1988; Munich, Germany
ACQUIRED: From Toronto in exchange for Eric Brewer and a fifth-round selection in the 2016 NHL Draft, March 2, 2015
DRAFTED: By Toronto in the fourth round (111th overall) of the 2006 NHL Draft

2014-15 REAL TIME STATISTICS

TOI/GM: 17:06 SHFT/GM: 21.7 FO% (FW/FL): 0.0 (0/0)

2014-15:

Appeared in his third NHL season with Toronto, scoring 0-6=6 points with a +3 rating and 25 PIM in 34 games... established career highs in points, assists, plus/minus and appearances... ranked fourth on the Maple Leafs in penalty kill TOI (2:21) at the time of his Mar. 2 acquisition by Anaheim... remained with the Ducks but did not appear in a regular-season game... recorded a career-high four-game point/assist streak (0-4=4) from Dec. 13-20... earned his first point (assist) of the season in a 4-1 win, Dec. 13 vs. DET... logged a season-high 21:15 TOI on Dec. 14 vs. LA and tied his career high in PIM (15) on Nov. 29 vs. WSH... was recalled by the Maple Leafs, Nov. 24... began the season with the Toronto Marlies (AHL), earning two assists (0-2=2) with 10 PIM in nine games.

CAREER:

Was acquired by Anaheim from Toronto in exchange for Eric Brewer and a fifth-round selection in the 2016 NHL Draft on Mar. 2, 2015... **2013-14:** Played the entire season with the Toronto Marlies, scoring 5-18=23 points with a +5 rating and 104 PIM in 72 games... registered AHL career bests in goals, assists, points and appearances... ranked third among team defensemen in assists and third overall in games

played... added 2-5=7 points with four PIM in 10 Calder Cup Playoff games... led the Marlies in postseason plus/minus (+12)... **2012-13:** Appeared in 22 games for Toronto, earning 2-1=3 points with 28 PIM... established a career high in goals... scored his first career NHL goal and GWG (and NHL point) against Michal Neuvirth in a 3-2 victory on Feb. 5, 2013 @ WSH... netted his second career goal on Feb. 9 @ MTL... earned his first career NHL assist on Mar. 12 @ WPG... logged a career-best 23:41 TOI in a 3-2 Toronto victory on Feb. 7 @ WPG... was charged with a career-high 15 PIM in a 5-2 Toronto win, Feb. 11 vs. PHI... in 46 games with the Marlies, posted 1-10=11 points with an AHL career-high +14 rating and 46 PIM... made his second consecutive trip to the Calder Cup Playoffs, leading the Marlies in PIM (24)... collected one assist (0-1=1) in eight playoff games... **2011-12:** Appeared in his second AHL season with the Marlies, scoring 1-19=20 points with a +7 rating and 68 PIM in 67 games... set an AHL career high in assists... ranked second among team defensemen in scoring and assists... made his debut in the Calder Cup Playoffs, registering 1-4=5 points with 39 PIM... finished second among Marlies defensemen in postseason PIM... **2010-**

NHL HIGHLIGHTS

NHL Career Hat Tricks:

None

NHL Career Multiple-Point Games:

None

NHL Career OT Goals:

None

NHL Career Highs:

Goals: 1, two times (last: Feb. 9, 2013 w/TOR @ MTL)

Assists: 1, seven times (last: Feb. 21, 2015 w/TOR vs. WPG)

Points: 1, nine times (last: Feb. 21, 2015 w/TOR vs. WPG)

PIM: 15, two times (last: Nov. 29, 2014 w/TOR vs. WSH)

TOI: 23:41, Feb. 7, 2013 w/TOR @ WPG

Shots: 3, Feb. 28, 2013 w/TOR @ NYI

Plus/Minus: +2, six times (last: Feb. 12, 2015 w/TOR @ NYI)

Goal Streak: None

Assist Streak: Four games, Dec. 13-20, 2014 (0-4=4)

Point Streak: Four games, Dec. 13-20, 2014 (0-4=4)

Penalty Shots: None

First NHL Game:

In a 3-2 TOR loss, Nov. 6, 2010 vs. BUF

First NHL Point:

A goal in a 3-2 TOR win, Feb. 5, 2013 @ WSH

First NHL Goal:

A goal (Neuvirth) in a 3-2 TOR win, Feb. 5, 2013 @ WSH

Milestones Within Reach:

42 appearances to 100 NHL games

HOLZER VS. THE NHL

Team	GP	G	A	Pts.	PIM
Anaheim	1	0	1	1	0
Arizona	1	0	0	0	0
Boston	2	0	0	0	0
Buffalo	3	0	0	0	0
Calgary	1	0	0	0	0
Carolina	4	0	0	0	2
Chicago	1	0	0	0	0
Colorado	-	-	-	-	-
Columbus	-	-	-	-	-
Dallas	1	0	0	0	0
Detroit	2	0	1	1	0
Edmonton	1	0	0	0	0
Florida	2	0	0	0	0
Los Angeles	1	0	1	1	0
Minnesota	1	0	0	0	0
Montreal	4	1	0	1	2
Nashville	1	0	0	0	2
New Jersey	4	0	0	0	0
NY Islanders	2	0	1	1	0
NY Rangers	1	0	0	0	0
Ottawa	3	0	0	0	0
Philadelphia	5	0	1	1	15
Pittsburgh	3	0	0	0	2
San Jose	1	0	0	0	0
St. Louis	1	0	0	0	0
Tampa Bay	3	0	0	0	2
Toronto	-	-	-	-	-
Vancouver	1	0	0	0	2
Washington	3	1	0	1	15
Winnipeg	5	0	2	2	13
NHL Totals	58	2	7	9	55




11: Made his NHL debut on Nov. 6 vs. BUF, logging 12:46 TOI in a 3-2 shootout loss for Toronto...also appeared for the Maple Leafs on Nov. 9 @ TB before being reassigned to the Marlies on Nov. 12...played the majority of the season in the AHL, scoring 3-10=13 points with a +10 rating and 88 PIM in 73 games...finished second on the Marlies in plus/minus...**Miscellaneous:** Represented Germany at the 2010 Olympic Winter Games in Vancouver, going scoreless with two PIM in four games...appeared in back-to-back IIHF World Championships in 2009 and 2010, earning one assist (0-1=1) with 32 PIM in 15 combined games...in 2007, went scoreless with eight PIM in six tournament games as a member of Germany's World Junior Championship team in 2007...played three seasons with the DEG Metro Stars in Germany from 2007-10, scoring

12-26=38 points with a +21 rating and 251 games in 125 career games.

PERSONAL:

Grew up in Gelting, Germany...he and his wife, Daniela, have one child, Emelie (1)...calls Niklas Lidstrom and Scott Stevens his favorite NHL players growing up...his favorite moment of his hockey career so far was playing in the 2010 Olympic Winter Games...favorite TV show is "Dexter"...enjoys listening to AC/DC and Bon Jovi...says the strangest thing he's been asked to autograph is someone's forehead...spent most of his summer in Germany.

Season	Team	League	REGULAR SEASON							PLAYOFFS				
			GP	G	A	Pts.	PIM	+/-		GP	G	A	Pts.	PIM
2007-08	Dusseldorf	Germany	35	2	5	7	66	+7		13	0	2	2	20
2008-09	Dusseldorf	Germany	38	4	5	9	89	+2		16	0	1	1	18
2009-10	Dusseldorf	Germany	52	6	16	22	96	+12		3	0	0	0	4
	Germany	Olympics	4	0	0	0	2	-		-	-	-	-	-
2010-11	Toronto	AHL	73	3	10	13	88	+10		-	-	-	-	-
	TORONTO	NHL	2	0	0	0	2	-1		-	-	-	-	-
2011-12	Toronto	AHL	67	1	19	20	68	+7		17	1	4	5	39
2012-13	Toronto	AHL	46	1	10	11	46	+14		8	0	1	1	24
	TORONTO	NHL	22	2	1	3	28	-12		-	-	-	-	-
2013-14	Toronto	AHL	72	5	18	23	104	+5		10	2	5	7	4
2014-15	Toronto	AHL	9	0	2	2	10	-1		-	-	-	-	-
	TORONTO	NHL	34	0	6	6	25	+3		-	-	-	-	-
NHL Totals			58	2	7	9	55	-10		-	-	-	-	-



SHAWN HORCOFF

22

SHOOTS: Left **HEIGHT:** 6-1 **WEIGHT:** 210 **AGE:** 37; turns 38 on September 17, 2016
BORN: September 17, 1978; Trail, British Columbia
ACQUIRED: Signed as a free agent, July 2, 2015
DRAFTED: By Edmonton in the fourth round (99th overall) of the 1998 NHL Draft
2014-15 REAL TIME STATISTICS

TOI/GM: 13:01 **SHFT/GM:** 19.2 **FO% (FW/FL):** 50.2% (237/235)

2014-15:

Appeared in his 14th NHL season, his second with Dallas...scored 11-18=29 points with a +9 rating and 27 PIM in 76 games...ranked second on the club in plus/minus...won 50.2% of his faceoff attempts (237-of-472)...scored 7-10=17 points with a +11 rating in 39 road games...appeared in his 900th career NHL game, a 4-1 win on Dec. 6 vs. MTL...recorded his 26th career GWG in a 4-3 victory on Dec. 13 vs. NJ...picked up his 300th career NHL assist as part of a two-point game (0-2=2), Oct. 21 vs. VAN...missed five games due to illness from Dec. 31-Jan. 6 (3) and Apr. 3-4 (2).

CAREER:

Signed a one-year contract with Anaheim through the 2015-16 NHL season, July 3, 2015...was acquired by Dallas from Edmonton in exchange for Philip Larsen and a seventh-round selection in the 2016 NHL Draft, July 4, 2013...served as captain for Edmonton from 2010-13...**2013-14:** Appeared in his 13th NHL season, his first with Dallas...made his fourth career appearance in the Stanley Cup Playoffs, recording 1-5=6 points in six games against Anaheim in the First Round...led Dallas in postseason scoring and assists...played 77 regular-season games, collecting 7-13=20 points with a +1 rating and 52 PIM...**2012-13:** Appeared in his 12th NHL season with Edmonton, scoring 7-5=12 points with a +8 rating and 24 PIM in 31 games...missed 15 games with a hand injury from Feb. 6-Mar. 8 and two games with a neck strain from Jan. 31-Feb. 4...concluded his Oiler career

ranked fifth among franchise leaders in games (796), seventh in GWG (25) and ninth in points (447) and goals (162)...**2011-12:** Appeared in his 11th NHL season with Edmonton...earned 13-21=34 points with 24 PIM in a career-high 81 games...marked his fourth season appearing in 80 regular-season games-or-more...was unsuccessful in his first career penalty shot attempt, Feb. 23 vs. PHI (Bryzgalov)...**2010-11:** Appeared in his 10th NHL season with Edmonton, scoring 9-18=27 points with 46 PIM in 47 games...had two assists (0-2=2) on Mar. 3 vs. CBJ to reach 400 career NHL points...suffered an ankle injury on Mar. 13 @ PIT and missed the remainder of the season...also missed 18 games with a knee injury from Dec. 10-Jan. 18...was named the 13th captain in team history heading into the season...**2009-10:** Appeared in his ninth NHL season with Edmonton, collecting 13-23=36 points with 51 PIM in 77 games...played his 600th NHL game on Jan. 7 vs. CBJ...**2008-09:** Appeared in his eighth NHL season with Edmonton...registered 17-36=53 points with a +7 rating and 39 PIM in 80 games...led the NHL in faceoff wins (947) and attempts (1,756), both Edmonton single-season records...recorded his 200th career NHL assist as part of a multi-assist game (0-2=2) on Jan. 3 vs. DAL...logged a career-high 28:05 TOI on Dec. 19 vs. ANA...his 1-2=3 points on Nov. 29 @ STL helped him reach the 300-point milestone...**2007-08:** Appeared in his seventh NHL season with Edmonton, scoring 21-29=50 points with a +1 rating and 30 PIM in 53 games...missed 29 games (Feb. 1-Apr.

NHL HIGHLIGHTS

NHL Career Hat Tricks:

1, Jan. 10, 2006 w/EDM @ PIT

NHL Career Multiple-Point Games:

93 (9 multiple-goal, 51 multiple-assist)

NHL Career OT Goals:

1, Mar. 16, 2006 w/EDM vs. CGY

NHL Career Highs:

Goals: 3, Jan. 10, 2006 w/EDM @ PIT

Assists: 4, Nov. 17, 2005 w/EDM vs. DET

Points: 4, two times (last: Oct. 25, 2007 w/EDM vs. MIN; 2-2=4)

PIM: 20, Feb. 17, 2011 w/EDM vs. MTL

TOI: 28:05, Dec. 19, 2008 w/EDM vs. ANA

Shots: 9, two times (last: Mar. 1, 2007 w/EDM vs. MIN)

Plus/Minus: +4, Jan. 27, 2007 w/EDM vs. LA

Goal Streak: Four games, Dec. 5-11, 2007 (4-2=6)

Assist Streak: Six games, two times (last: Jan. 5-17, 2008; 5-7=12)

Point Streak: Eight games, two times (last: Nov. 28-Dec. 11, 2007; 6-7=13)

Penalty Shots: 0-Har-1, Feb. 23, 2012 w/EDM vs. PHI (unsuccessful vs. Bryzgalov)

First NHL Game:

In a 4-0 EDM win, Dec. 6, 2000 vs. NSH

First NHL Point:

An assist in a 4-0 EDM win, Dec. 6, 2000 vs. NSH

First NHL Goal:

A goal (Belfour) in a 5-2 EDM loss, Dec. 13, 2000 @ DAL

Milestones Achieved:

900th NHL game, Dec. 6, 2014 w/DAL vs. MTL

100th NHL goal, Jan. 7, 2008 w/EDM vs. NYI

300th NHL assist, Oct. 21, 2014 w/DAL vs. VAN

400th NHL point, Mar. 3, 2011 w/EDM vs. CBJ

Milestones Within Reach:

4 points to 500 NHL points

51 appearances to 1,000 NHL games

HORCOFF VS. THE NHL

Team	GP	G	A	Pts.	PIM
Anaheim	46	7	21	28	34
Arizona	42	8	16	24	26
Boston	14	1	3	4	8
Buffalo	12	1	1	2	6
Calgary	66	15	24	39	34
Carolina	13	2	4	6	8
Chicago	50	14	20	34	44
Colorado	70	16	24	40	52
Columbus	40	7	18	25	31
Dallas	38	9	16	25	16
Detroit	43	8	17	25	24
Edmonton	6	1	0	1	0
Florida	15	3	4	7	2
Los Angeles	47	8	18	26	24
Minnesota	66	12	19	31	44
Montreal	20	2	5	7	38
Nashville	51	7	17	24	18
New Jersey	14	1	0	1	10
NY Islanders	14	3	1	4	6
NY Rangers	12	2	5	7	16
Ottawa	16	1	12	13	10
Philadelphia	13	1	5	6	10
Pittsburgh	11	5	2	7	4
San Jose	46	10	8	18	32
St. Louis	50	9	20	29	31
Tampa Bay	14	1	4	5	6
Toronto	20	4	9	13	2
Vancouver	68	14	16	30	38
Washington	14	4	1	5	6
Winnipeg	18	4	6	10	10
NHL Totals	949	180	316	496	590



3) with a left shoulder injury that required season-ending surgery on Feb. 6...despite the injury, his 21 goals were only one shy of his career best in 2005-06...scored his 100th career NHL goal in a 4-0 victory on Jan. 7 vs. NYI...posted a career-best eight-game point streak (6-7=13) from Nov. 28-Dec. 11...appeared in his first NHL All-Star Game for the Western Conference on Jan. 27 @ Atlanta and won the fastest skater event in the NHL SuperSkills competition...prior to the All-Star break, had assists in a career-tying six straight games (5-7=12) from Jan. 5-17...recorded a career-high four-game goal streak (4-2=6) from Dec. 5-11 and matched a career-best eight-game scoring streak (6-7=13) from Nov. 28-Dec. 11...tied his career high in points (2-2=4) in a 5-4 shootout win on Oct. 25 vs. MIN...**2006-07:** Appeared in his sixth NHL season with Edmonton, registering 16-35=51 points with 56 PIM in 80 games...had a career-high nine shots on goal twice, including Mar. 1 vs. MIN and Jan. 2 vs. FLA...reached the 400-game milestone on Feb. 3 @ COL and earned his 200th career NHL point (assist) on Dec. 21 @ PHX...posted a career-best +4 rating on Jan. 27 vs. LA...**2005-06:** Reached Game 7 of the SCF with Edmonton, scoring 7-12=19 points with 12 PIM in 24 postseason contests...set playoff career highs in goals, assists, points and games...appeared in 79 regular-season games, earning 22-51=73 points with 85 PIM...established career bests in goals, assists and points...among NHL leaders, ranked eighth in shorthanded scoring (3-3=6) and sixth in shorthanded assists...scored his first career OT goal on Mar. 16 vs. CGY and earned his 100th career NHL assist on Jan. 14 vs. OTT...collected his first career NHL hat trick on Jan. 10 @ PIT, leading the Oilers to a 3-1 victory...appeared in his 300th career NHL game, Dec. 19 vs. CGY...set single-game career highs in points (0-4=4) and assists on Nov. 17 vs. DET...all four assists came in the third to match a team record for most assists in a period...posted a career-high eight-game point streak (6-7=13) from Dec. 28-Jan. 14 and career-best six-game assist streak (1-6=7) from Oct. 25-Nov. 4...**2003-04:** Appeared in his fourth NHL season with Edmonton, compiling 15-25=40 points with an even plus/minus

rating and 73 PIM in 80 games...scored his 100th career NHL point (goal) on Feb. 25 @ ANA and played his 200th career NHL game on Nov. 6 @ OTT...**2002-03:** Appeared in his third NHL season with Edmonton...in his second trip to the Stanley Cup Playoffs, scored 3-1=4 points with six PIM in six CQF games against DAL...played 78 regular-season contests, recording 12-21=33 points with a career-high +10 rating and 55 PIM...participated in the 2003 NHL YoungStars Game on Feb. 1 in Florida...**2001-02:** Appeared in his second NHL season with Edmonton, scoring 8-14=22 points with a +3 rating and 18 PIM in 61 games...played his 100th career NHL game on Feb. 7 @ STL...**2000-01:** Made his Stanley Cup Playoff debut with Edmonton, appearing in five games...his first career postseason appearance came in Game 1 of the CQF on Apr. 11 @ DAL...in 49 regular-season contests, earned 9-7=16 points with a +8 rating and 10 PIM...scored his first career NHL goal against Ed Belfour in a 5-2 loss, Dec. 13 @ DAL...picked up an assist in his NHL debut on Dec. 6 vs. NSH, a 4-0 victory...**Miscellaneous:** Has represented Canada at three IIHF World Championships, including 2003 (gold), 2004 (gold) and 2009 (silver).

PERSONAL:

Grew up in Castlegar, British Columbia...he and his wife Cindy have three children: daughters Jade (10) and Lauder Mae (7), and son William (7)...idolized Steve Yzerman growing up...favorite moment of his hockey career was being drafted into the NHL...enjoys watching "Seinfeld," "Modern Family," "Wicked Tuna" and "Gold Rush" on TV...listens to U2, Blake Shelton and Luke Bryan...spent his summer fishing, camping and golfing.

REGULAR SEASON									PLAYOFFS				
Season	Team	League	GP	G	A	Pts.	PIM	+/-	GP	G	A	Pts.	PIM
1996-97	Michigan State	CCHA	40	10	13	23	20	-	-	-	-	-	-
1997-98	Michigan State	CCHA	34	14	13	27	50	-	-	-	-	-	-
1998-99	Michigan State	CCHA	39	12	25	37	70	-	-	-	-	-	-
1999-00	Michigan State	CCHA	42	14	51	65	50	-	-	-	-	-	-
2000-01	EDMONTON	NHL	49	9	7	16	10	+8	5	0	0	0	0
2001-02	Hamilton	AHL	24	10	18	28	19	-7	-	-	-	-	-
	EDMONTON	NHL	61	8	14	22	18	+3	-	-	-	-	-
	Hamilton	AHL	2	1	2	3	6	+2	-	-	-	-	-
2002-03	EDMONTON	NHL	78	12	21	33	55	+10	6	3	1	4	6
2003-04	EDMONTON	NHL	80	15	25	40	73	0	-	-	-	-	-
2004-05	Mora IK	Sweden	50	19	27	46	117	-11	-	-	-	-	-
2005-06	EDMONTON	NHL	79	22	51	73	85	0	24	7	12	19	12
2006-07	EDMONTON	NHL	80	16	35	51	56	-22	-	-	-	-	-
2007-08	EDMONTON	NHL	53	21	29	50	30	+1	-	-	-	-	-
2008-09	EDMONTON	NHL	80	17	36	53	39	+7	-	-	-	-	-
2009-10	EDMONTON	NHL	77	13	23	36	51	-29	-	-	-	-	-
2010-11	EDMONTON	NHL	47	9	18	27	46	-1	-	-	-	-	-
2011-12	EDMONTON	NHL	81	13	21	34	24	-23	-	-	-	-	-
2012-13	EDMONTON	NHL	31	7	5	12	24	+8	-	-	-	-	-
2013-14	DALLAS	NHL	77	7	13	20	52	+1	6	1	5	6	5
2014-15	DALLAS	NHL	76	11	18	29	27	+9	-	-	-	-	-
NHL Totals			949	180	316	496	590	-28	41	11	18	29	23



TIM JACKMAN

18

SHOOTS: Right **HEIGHT:** 6-2 **WEIGHT:** 225 **AGE:** 33; turns 34 on November 14, 2015
BORN: November 14, 1981; Minot, North Dakota
ACQUIRED: From Calgary in exchange for a sixth-round selection in the 2014 NHL Draft, November 21, 2013
DRAFTED: By Columbus in the second round (38th overall) of the 2001 NHL Draft
2014-15 REAL TIME STATISTICS

TOI/GM: 8:22 SHFT/GM: 11.8 FO% (FW/FL): 71.4 (10/4)

2014-15:

Appeared in his 11th NHL season, his second with Anaheim...collected 5-2=7 points with 86 PIM in 55 games...his five goals were his most since a career-high 10 in 2010-11, while his seven points and 55 appearances were his highest totals since 2011-12 (seven points and 75 games)...won 10-of-14 faceoff attempts for a career-best 71.4 win percentage...recorded his second career GWG in a 6-3 win vs. his former team, Jan. 21 vs. CGY...tied single-game career highs in points (1-1=2) and plus/minus (+2), Dec. 5 @ MIN...twice had a season-best five shots on net, including Dec. 10 vs. EDM and Dec. 5 @ MIN...earned a season-high 15:03 TOI, Nov. 5 vs. NYI...was charged with a career-high 21 PIM, Oct. 26 vs. SJ...missed 16 games with a lower-body injury (Mar. 3-Apr. 3), two games with an upper-body injury (Dec. 27-28) and one game due to flu-like symptoms (Nov. 16)...
PLAYOFFS: Made his Stanley Cup Playoff debut, going scoreless with 12 PIM in nine games...the Ducks went 8-1 in games which he appeared in...recorded all 12 PIM in Game 1 of the Second Round, a 6-1 victory on Apr. 30 vs. CGY...made his first career postseason appearance in Game 1 of the First Round, helping Anaheim to a 4-2 win on Apr. 16 vs. WPG.

CAREER:

Signed a one-year contract extension through the 2015-16 season, Feb. 19, 2015...was acquired from Calgary in exchange for a sixth-round selection in the 2014 NHL Entry Draft, Nov. 21, 2013...signed a two-year contract with Calgary, July 2, 2010...signed a one-year contract extension with the NY Islanders, Mar. 19, 2009...signed a one-year contract extension with the NY Islanders, June 2, 2008...signed a one-year contract with the NY Islanders,

July 5, 2007...was acquired by Los Angeles from Phoenix in exchange for Yanick Lehoucq, Mar. 9, 2006...was acquired by Phoenix from Columbus with Geoff Sanderson in exchange for Cale Hulse, Mike Rupp and Jason Chimera, Oct. 8, 2005...**2013-14:** Appeared in his 10th NHL season, his first with Anaheim...began the season with Calgary before being acquired by Anaheim on Nov. 21...in 36 games with the Ducks and Flames, earned 4-1=5 points with 103 PIM...suffered a hand fracture blocking a shot on Apr. 4, causing him to miss the final five games of the regular season and the entire playoffs...earned 3-1=4 points with 62 PIM in 26 games with Anaheim...scored two goals in a three-game stretch, including Mar. 15 @ LA (1-0=1) and Mar. 5 vs. MTL (1-0=1)...scored his first goal as Duck and tied a career high in plus/minus (+2), Jan. 3 vs. EDM...recorded his first point as a member of the Ducks (assist), Dec. 7 @ STL...was acquired by Anaheim on Nov. 21 and made his Ducks debut the following night vs. TB...appeared in his 400th career NHL game on his 32nd birthday, Nov. 14 with Calgary vs. DAL...scored his first goal of the season in a 3-2 Flames loss, Nov. 7 @ STL...amassed a career-tying 17 PIM, Nov. 5 @ MIN...**2012-13:** Appeared in his ninth NHL season, his third with Calgary...scored 1-4=5 points with 76 PIM in 42 games...led Calgary in hits (98) and fighting majors (8)...**2011-12:** Appeared in his eighth NHL season, his second with Calgary...had 1-6=7 points with 94 PIM in 75 games...led Calgary in PIM for the second straight season...recorded his second career multi-assist game (0-2=2), Oct. 28 vs. STL...missed six games with a shoulder injury, Mar. 9-18...**2010-11:** Appeared in his seventh NHL season, his first with Calgary...set career highs in goals (10),

NHL HIGHLIGHTS

NHL Career Hat Tricks:

None

NHL Career Multiple-Point Games:

8 (1 multiple-goal, 3 multiple-assist)

NHL Career OT Goals:

None

NHL Career Highs:

Goals: 2, Feb. 9, 2011 w/CGY vs. OTT

Assists: 2, three times (last: Apr. 13, 2013 w/CGY @ EDM)

Points: 2, eight times (last: Dec. 5, 2014 @ MIN; 1-1=2)

PIM: 21, Oct. 26, 2014 vs. SJ

TOI: 19:33, Apr. 7, 2009 w/NYI @ CAR

Shots: 6, three times (last: Apr. 13, 2013 w/CGY @ EDM)

Plus/Minus: +2, eight times (last: Dec. 5, 2014 @ MIN)

Goal Streak: Two games, Dec. 31, 2010-Jan. 1, 2011 (2-1=3)

Assist Streak: Two games, five times (last: Jan. 21-22, 2011; 1-2=3)

Point Streak: Five games, Dec. 27, 2010-Jan. 5, 2011 (3-3=6)

Penalty Shots: None

First NHL Game:

In a 5-2 CBJ loss, Dec. 20, 2003 @ MIN

First NHL Point:

A goal (Leighton) in a 4-3 CBJ win, Feb. 27, 2004

First NHL Goal:

A goal (Leighton) in a 4-3 CBJ win, Feb. 27, 2004

Milestones Achieved:

400th NHL game, Nov. 14, 2013 vs. DAL

Milestones Within Reach:

19 appearances to 500 NHL games

19 appearances to 100 goals as a Duck

25 points to 100 NHL points

JACKMAN VS. THE NHL

Team	GP	G	A	Pts.	PIM
Anaheim	14	0	1	1	19
Phoenix	17	2	0	2	20
Boston	12	0	1	1	22
Buffalo	11	0	1	1	40
Calgary	10	1	1	2	14
Carolina	14	1	4	5	29
Chicago	17	1	2	3	11
Colorado	25	3	2	5	33
Columbus	15	0	1	1	19
Dallas	18	0	2	2	19
Detroit	15	0	3	3	13
Edmonton	22	2	5	7	45
Florida	10	2	0	2	16
Los Angeles	25	2	0	2	35
Minnesota	26	1	2	3	47
Montreal	15	1	1	2	18
Nashville	15	0	1	1	6
New Jersey	17	0	2	2	32
NY Islanders	5	1	1	2	14
NY Rangers	12	0	1	1	15
Ottawa	15	2	3	5	14
Philadelphia	18	2	1	3	25
Pittsburgh	18	1	1	2	46
San Jose	24	1	1	2	70
St. Louis	22	1	3	4	35
Tampa Bay	9	0	1	1	20
Toronto	14	1	0	1	28
Vancouver	24	4	1	5	50
Washington	12	0	0	0	23
Winnipeg	10	3	1	4	24
NHL Totals	481	32	43	75	802



assists (13), points (23), plus/minus (+4) and games (82)...led Calgary in PIM, hits (133) and fighting majors (12)...had points in a career-high five straight games (3-3=6), Dec. 27-Jan. 5...also had a career-high two-game goal streak (2-1=3), Jan. 21-22...notched his first NHL multi-goal game (2-0=2) in a 5-2 win, Feb. 9 vs. OTT...netted his first career GWG in a 3-2 victory, Dec. 31 vs. COL...played his 200th NHL game, Oct. 26 vs. EDM...**2009-10:** Appeared in his sixth NHL season, his third with the NY Islanders...posted 4-5=9 points with 98 PIM in 54 contests...led the Islanders in PIM and fighting majors (10)...**2008-09:** Appeared in his fifth NHL season, his second with the NY Islanders...scored 5-7=12 points with a career-high 155 PIM in 69 games...led the Islanders in PIM and hits (155)...won the 2009 Bob Nystrom Award, presented to the player who best exemplifies leadership, hustle and dedication...collected a career-high two assists (0-2=2), Mar. 20 @ CAR...played his 100th NHL game on Jan. 17 vs. NJ and scored his first career SHG on Jan. 3 @ SJ...began the season at Bridgeport, notching 6-1=7 points with 35 PIM in 12 games...**2007-08:** Appeared in his fourth NHL season, his first with the NY Islanders...earned 1-3=4 points with 57 PIM in 36 games...added an AHL career-tying 15-21=36 points with 67 PIM in 44 games with Bridgeport (AHL)...**2006-07:** Appeared in his third NHL season, his first with Los Angeles...recorded 10 PIM in five games...played the remainder of the campaign with Manchester (AHL), collecting 19-14=33 points with a +10 rating and 143 PIM in 69 games...in his third career appearance in the Calder Cup Playoffs, established postseason career highs in goals (3), assists (3), points (6), PIM (26) and games (16)...**2005-06:** Appeared in his second NHL season, his first with Phoenix...went scoreless with a +1 rating and 21 PIM in eight games...




combined for 68 AHL games with San Antonio and Manchester, scoring 9-16=25 points with 160 PIM...made his second trip to the Calder Cup Playoffs, scoring 0-3=3 points with 20 PIM in seven games with Manchester...**2004-05:** Appeared in his third AHL season, recording 14-21=35 points with 98 PIM in 73 games with Syracuse...established a career high in assists...**2003-04:** Made his NHL debut with Columbus, earning 1-2=3 points with 16 PIM in 19 games...appeared in his first NHL game on Dec. 20 @ MIN and scored his first career points (1-1=2) in a 4-3 win, Feb. 27 @ CHI...played the remainder of the season with Syracuse, notching 23-13=36 points with a +12 rating and 61 PIM in 64 games...set career highs in goals and points...ranked second on Syracuse in goals...added 2-3=5 points with 12 PIM in seven Calder Cup Playoff games...**2002-03:** Made his professional debut with Syracuse, collecting 9-7=16 points with 48 PIM in 77 games...**Miscellaneous:** Became the first Minnesota State - Mankato (WCHA) player to be selected in the NHL Entry Draft in 2001 by Columbus (second round, 38th overall)...played 73 career WCHA games, earning 25-28=53 points with 178 PIM.

PERSONAL:

Tim and his wife, Chelsey, had their first child, James, in March 2015...spent his summer with his new baby and went on a fishing trip to Devil's Lake, ND...was once asked to autograph someone's shoe...favorite restaurant is Bear Flag Fish Co. in Newport Beach...his favorite NHL players growing up were Wayne Gretzky and Brett Hull...his best hockey memory was playing in the 2015 Stanley Cup Playoffs.

Season	Team	League	REGULAR SEASON						PLAYOFFS				
			GP	G	A	Pts.	PIM	+/-	GP	G	A	Pts.	PIM
2000-01	Minn. State-Mankato	WCHA	37	11	14	25	92	-	-	-	-	-	-
2001-02	Minn. State-Mankato	WCHA	36	14	14	28	86	-	-	-	-	-	-
2002-03	Syracuse	AHL	77	9	7	16	48	-13	-	-	-	-	-
2003-04	Syracuse	AHL	64	23	13	36	61	+12	7	2	3	5	12
	COLUMBUS	NHL	19	1	2	3	16	-7	-	-	-	-	-
2004-05	Syracuse	AHL	73	14	21	35	98	+0	-	-	-	-	-
2005-06	San Antonio	AHL	50	7	13	20	127	-8	-	-	-	-	-
	PHOENIX	NHL	8	0	0	0	21	+1	-	-	-	-	-
2006-07	Manchester	AHL	18	2	3	5	33	-3	7	0	3	3	20
	LOS ANGELES	AHL	69	19	14	33	143	10	16	3	3	6	26
2007-08	Bridgeport	AHL	44	15	21	36	67	-3	-	-	-	-	-
	NY ISLANDERS	NHL	36	1	3	4	57	-3	-	-	-	-	-
2008-09	Bridgeport	AHL	12	6	1	7	35	-3	-	-	-	-	-
	NY ISLANDERS	NHL	69	5	7	12	155	-17	-	-	-	-	-
2009-10	NY ISLANDERS	NHL	54	4	5	9	98	-4	-	-	-	-	-
2010-11	CALGARY	NHL	82	10	13	23	86	+4	-	-	-	-	-
2011-12	CALGARY	NHL	75	1	6	7	94	-21	-	-	-	-	-
2012-13	CALGARY	NHL	42	1	4	5	76	-9	-	-	-	-	-
2013-14	CALGARY	NHL	10	1	0	1	41	-1	-	-	-	-	-
	ANAHEIM	NHL	26	3	1	4	62	-2	-	-	-	-	-
2014-15	ANAHEIM	NHL	55	5	2	7	86	-4	9	0	0	0	12
NHL Totals			481	32	43	75	802	-64	9	0	0	0	12
Anaheim Totals			81	5	6	11	167	-12	9	0	0	0	12



SHOOTS: Right **HEIGHT:** 6-2 **WEIGHT:** 202 **AGE:** 31; turns 32 on August 31, 2016
BORN: August 31, 1984; Livonia, Michigan
ACQUIRED: From Vancouver with a third-round selection in the 2015 NHL Draft in exchange for Nick Bonino, Luca Sbisa and first-round and third-round selections in the 2014 NHL Draft, June 27, 2014
DRAFTED: By Vancouver in the first round (23rd overall) in the 2003 NHL Draft
2014-15 REAL TIME STATISTICS

TOI/GM: 19:30 SHFT/GM: 24.2 F0% (FW/FL): 56.3 (937/727)

2014-15:

Appeared in his 11th NHL season, his first with Anaheim...collected 20-27=47 points with 75 PIM in 81 games...finished with his highest point total since 2011-12 (22-27=49) with Vancouver...ranked ninth among NHL faceoff leaders with a 56.3% success rate, going 937-for-1,664 in the faceoff circle...won 50%-or-more faceoff attempts in 25 of his final 27 contests...led the team in shots on net (205), co-led in overtime goals (2) and shorthanded points (1-2=3), ranked tied for second in assists and PPG (5), third in scoring, and tied for third in GWG (4) and power-play points (5-6=11)...also led Anaheim forwards in shifts-per-game (24.2), faceoff wins (937) and faceoff win percentage, and ranked second in hits (169), takeaways (47) and blocked shots (69)...posted his seventh career 20-goal season in a 2-1 Ducks victory, Mar. 29 @ NJ...scored his 200th career NHL goal in OT, his fifth career OT goal and second of the season, Mar. 18 vs. LA...recorded his 11th career SHG in a 4-1 victory, Mar. 3 @ ARI...appeared in his 700th career NHL game, Jan. 16 vs. NJ...recorded his fourth career OT goal in a 3-2 win, Dec. 22 vs. SJ...notched his 400th NHL point (assist), Oct. 26 vs. SJ...converted on his first career penalty shot on Oct. 13 @ BUF, a successful attempt against Michal Neuvirth...collected 1-2=3 points in his Anaheim debut, Oct. 9 @ PIT...**PLAYOFFS:** Scored 7-6=13 points with a +2 rating and 24 PIM in 16 playoff games, leading the Ducks in faceoff wins (221, second in NHL) and percentage (57.6%, fourth in NHL)...each of his six playoff assists were primary (first assist) and either tied the score or put the Ducks ahead...four of his seven postseason goals came in the third period...matched his playoff career best in goals...won 50% or more faceoffs in 13 of 16 games...recorded a career-high 35-42 TOI in Game 2 of the WCF, May 19 vs. CHI...earned a four-game point streak (1-3=4), May 3-10...posted his fourth career multi-goal playoff game (2-0=2), third career GWG and personal-best +3 rating in Game 4 of the First Round, a series-clinching 5-2 win on Apr. 22 @ WPG...notched his first postseason goal as a Duck and added an assist (1-1=2) in Game 3 of

the First Round, a 5-4 OT victory on Apr. 20 @ WPG...collected his first postseason assist as a Duck in Game 2 of the First Round, Apr. 18 vs. WPG.

CAREER:

Signed a six-year contract extension through the 2021-22 NHL season, July 15, 2015...signed a six-year contract extension with Vancouver through 2015-16, Mar. 19, 2010...signed a three-year contract with Vancouver through 2009-10, May 24, 2007...signed a one-year contract with the Canucks for 2006-07, Sept. 14, 2006...signed his three-year entry-level contract, Aug. 18, 2003...**2013-14:** Appeared in his 10th NHL season with Vancouver, scoring 25-18=43 points with 81 PIM in 77 games...led the club in goals, GWG (5), PPG (9) and shots (239), while ranking second in hits (133) and takeaways (47), and third in scoring and power-play scoring (9-7=16)...led team forwards in blocked shots (68), shorthanded TOI (169:58) and average shorthanded TOI (2:12)...also paced the Canucks in faceoff wins (740) and attempts (1,406), and ranked second in faceoff percentage (52.6%)...scored his 10th career SHG for his second goal in as many games, Feb. 28 vs. MIN...earned a season-high three points (1-2=3), Jan. 31 @ WPG...was charged with a season-high 12 PIM, Jan. 29 vs. CHI...collected five goals (5-0=5) and three GWG in a four-game span, Dec. 1-8...scored the GWG and earned a season-high +3 rating in a 3-1 win, Dec. 8 vs. COL...was credited with a career-high 10 shots on net, Nov. 25 vs. LA...picked up his 200th career NHL assist on Nov. 22 @ STL and logged a career-best 28:04 TOI on Oct. 22 @ NYI...**2012-13:** Appeared in his ninth NHL season with Vancouver...made his fifth consecutive trip to the Stanley Cup Playoffs, scoring two goals (2-0=2) in four games...was limited to 17 regular-season contests, earning 4-9=13 points with 12 PIM...posted a

NHL HIGHLIGHTS

NHL Career Hat Tricks:

1, Apr. 7, 2011 w/VAN vs. MIN

NHL Career Multiple-Point Games:

87 (26 multiple-goal, 35 multiple-assist)

NHL Career OT Goals:

5, last: Mar. 18, 2015 vs. LA

NHL Career Highs:

Goals: 3, Apr. 7, 2011 w/VAN vs. MIN

Assists: 3, seven times (last: Dec. 4, 2011 w/VAN vs. CGY)

Points: 3, 20 times (last: Dec. 5, 2014 vs. MIN; 2-1=3)

PIM: 15, two times (last: Apr. 8, 2010 w/VAN @ SJ)

TOI: 28:04 Oct. 22, 2013 w/VAN @ NYI

Shots: 10, Nov. 25, 2013 w/VAN vs. LA

Plus/Minus: +4, Feb. 2, 2011 w/VAN @ PHX

Goal Streak: Five games, Jan. 31-Feb. 9, 2012 (5-0=5)

Assist Streak: Five games, Dec. 31, 2009-Jan. 9, 2010 (1-6=1)

Point Streak: 13 games, Feb. 6-Mar. 14, 2010 (6-9=15)

Penalty Shots: 1-for-1, Oct. 13, 2014 @ BUF (successful vs. Michal Neuvirth)

First NHL Game:

In a 2-1 VAN loss, Nov. 24, 2003 @ TOR

First NHL Point:

An assist in a 5-2 VAN win, Nov. 25, 2003 @ MTL

First NHL Goal:

A goal (McLennan) in a 4-4 tie, Nov. 29, 2003 @ CGY

Milestones Achieved:

700th career NHL game, Jan. 16, 2015 vs. NJ

200th NHL goal, Mar. 18, 2015 vs. LA

200th NHL assist, Nov. 22, 2013 w/VAN vs. CBJ

400th NHL point, Oct. 26 vs. SJ

Milestones Within Reach:

19 appearances to 100 games as a Duck

53 points to 100 points as a Duck

60 points to 500 NHL points

64 appearances to 800 NHL games

KESLER VS. THE NHL

Team	GP	G	A	Pts.	PIM
Anaheim	33	12	7	19	19
Arizona	38	9	16	25	39
Boston	10	2	2	4	13
Buffalo	10	3	2	5	8
Calgary	59	15	23	38	52
Carolina	10	5	4	9	10
Chicago	36	8	8	16	55
Colorado	51	12	14	26	50
Columbus	30	9	14	23	30
Dallas	39	10	11	21	26
Detroit	32	7	14	21	18
Edmonton	54	10	27	37	46
Florida	9	2	1	3	11
Los Angeles	35	12	10	22	25
Minnesota	53	24	10	34	53
Montreal	15	5	8	13	10
Nashville	36	8	6	14	29
New Jersey	11	4	4	8	10
NY Islanders	11	3	3	6	14
NY Rangers	11	2	5	7	14
Ottawa	16	5	4	9	6
Philadelphia	9	5	1	6	4
Pittsburgh	10	3	2	5	6
San Jose	34	5	10	15	59
St. Louis	33	8	11	19	30
Tampa Bay	9	2	2	4	8
Toronto	15	6	7	13	12
Vancouver	5	0	2	2	2
Washington	10	3	6	9	2
Winnipeg	12	3	4	7	8
NHL Totals	736	202	238	440	669




57.4 faceoff percentage, winning 174-of-303 attempts...missed 20 games with a foot injury, Mar. 2-Apr. 6...returned to the lineup to score his 20th career GWG, Apr. 8 vs. PHX...recorded an assist (0-1=1) in his season debut, Feb. 15 vs. DAL...missed the first 12 games of the season with a shoulder injury, Jan. 19-Feb. 12...**2011-12:** Appeared in his eighth NHL season with Vancouver, earning 0-3=3 points with six PIM in five Stanley Cup Playoff games...finished tied for second on the club in postseason scoring...appeared in 77 regular-season games, recording 22-27=49 points with a +11 rating and 56 PIM...posted a faceoff percentage of 53.6 (724-of-1,351), leading the team in faceoff wins and attempts...matched a career high for assists in a game (0-3=3), Dec. 4 vs. CGY...**2010-11:** Appeared in his seventh NHL season with Vancouver, helping lead the club to the seventh game of the Stanley Cup Final...scored 7-12=19 points with 47 PIM in 25 games, all postseason career bests...ranked third among playoff leaders in hits (78)...led the club in playoff faceoff percentage (54.1) and team forwards in TOI (22:34)...scored 41-32=73 points with a +24 rating in 82 regular-season games...among league leaders, ranked tied for fourth in goals, fourth in PPG (15) and tied for 10th in SHG (3)...established career highs in goals and plus/minus...was named an alternate captain for the 2011 NHL All-Star Game in his first NHL All-Star Game appearance...ranked second on the team and tied for sixth in the NHL in faceoff percentage (57.4)...scored three hat tricks, tied for the third-most in the NHL...was named an alternate captain prior to the season...**2009-10:** Appeared in his sixth NHL season with Vancouver...scored 1-9=10 points with four PIM in 12 Stanley Cup Playoff games...in 82 regular-season games, collected 25-50=75 points with a +1 rating and 104 PIM...set career highs in points, assists and PIM...led Vancouver in PPG (12) and faceoff percentage (55.1)...owned the fifth-longest point streak of the season at 13 games (6-9=15), Feb. 6-Mar. 14...**2008-09:** Appeared in his fifth NHL season with Vancouver...made his second career trip to the Stanley Cup Playoffs, picking up 2-2=4 points with 14 PIM in 10 games...played all 82 regular-season games for the second time in his career, posting 26-33=59 points with a +8 rating and 61 PIM...was nominated for the Frank J. Selke Trophy...co-led the team in PPG (10) and games, ranked third in scoring and goals, and tied for third in assists...won 527-of-976 faceoff attempts (54.0)...had a pair of season-high five-game point streaks, including Mar. 11-19 (2-6=8) and Oct. 16-25 (2-4=6)...tied his career high for points in a game on Mar. 15 vs. COL (0-3=3, also matching personal best in assists), Feb. 7 vs. CHI (2-1=3) and Feb. 3 vs. CAR (1-2=3)...**2007-08:** Appeared in his fourth NHL season with Vancouver, scoring 21-16=37 points with a +1 rating and 79 PIM in 80 games...ranked third on the club in goals and fourth in scoring...led Vancouver in faceoff percentage (53.0), winning 720-of-1,358 attempts...collected his first career multi-goal game (2-0=2) in a 4-1 win, Oct. 21 @ CBJ...**2006-07:** Appeared in his third NHL season with Vancouver...made his NHL playoff debut, recording two shots and logging 27:51 TOI, Apr. 11 vs. DAL...played 48 regular-season games, earning 6-10=16 points with a +1 rating and 40 PIM...scored a career-high 1-2=3 points in a 4-0 win, Jan. 16 @ MTL...**2005-06:** Appeared in his

second NHL season with Vancouver, collecting 10-13=23 points with a +1 rating and 79 PIM in 82 games...led the club in blocked shots (51) and hits (136), and co-led in games played...scored his first career PPG on Apr. 10 vs. ANA and earned his first multi-assist game (0-2=2) in a 4-3 win on Jan. 10 vs. TOR...appeared in his 100th career NHL game, Mar. 25 vs. EDM...recorded his first NHL GWG in a 3-1 victory, Nov. 22 vs. CHI...**2004-05:** Played the entire season with Manitoba (AHL), recording 30-27=57 points with a +22 rating and 105 PIM in 78 games...added 4-5=9 points with eight PIM in 14 Calder Cup Playoff games...**2003-04:** Appeared in his first NHL season with Vancouver, scoring 2-3=5 points with 16 PIM in 28 games...notched his first NHL multi-point game (1-1=2) in a 2-2 tie, Mar. 16 vs. NSH...scored his first career NHL goal (McLennan) in a 4-4 tie, Nov. 29, 2003 @ CGY...picked up his first career point (assist) in a 5-2 win, Nov. 25 @ MTL...made his NHL debut in a 2-1 loss, Nov. 24 @ TOR...also played 33 games with Manitoba, picking up 3-8=11 points with 29 PIM...**Miscellaneous:** Has represented Team USA at the last two Olympic Winter Games, winning silver in 2010 at Vancouver...collected two goals in six games in 2010 en route to the silver medal.

PERSONAL:

Ryan and his wife, Andrea, have three children: daughters Makayla (7) and Kinsley (2), and son Ryker (4)...enjoys dining at Javier's in Newport Beach...his favorite TV shows are "Game of Thrones" and "Modern Family"...favorite movies are "Wedding Ringer" and "Billy Madison"...his favorite player growing up was Mike Modano...favorite moment of his hockey career so far was participating in the 2010 Olympics...spent the summer hanging out with his family. Twitter: @Ryan_Kesler.



REGULAR SEASON										PLAYOFFS				
Season	Team	League	GP	G	A	Pts.	PIM	+	-	GP	G	A	Pts.	PIM
2002-03	Ohio State	CCHA	40	11	20	31	44	+	+	-	-	-	-	-
2003-04	Manitoba	AHL	33	3	8	11	29	-	4	-	-	-	-	-
	VANCOUVER	NHL	28	2	3	5	16	-	2	-	-	-	-	-
2004-05	Manitoba	AHL	78	30	28	58	105	+22		14	4	5	9	8
2005-06	VANCOUVER	NHL	82	10	13	23	79	+1		-	-	-	-	-
2006-07	VANCOUVER	NHL	48	6	10	16	40	+1		1	0	0	0	0
2007-08	VANCOUVER	NHL	80	21	16	37	79	+1		-	-	-	-	-
2008-09	VANCOUVER	NHL	82	26	33	59	61	+8		10	2	2	4	14
2009-10	VANCOUVER	NHL	82	25	50	75	104	+1		12	1	9	10	4
	United States	Olympics	6	2	0	2	2	+5		-	-	-	-	-
2010-11	VANCOUVER	NHL	82	41	32	73	66	+24		25	7	12	19	47
2011-12	VANCOUVER	NHL	77	22	27	49	56	+11		5	0	3	3	6
2012-13	VANCOUVER	NHL	17	4	9	13	12	-5		4	2	0	2	0
2013-14	VANCOUVER	NHL	77	25	18	43	81	-15		-	-	-	-	-
	United States	Olympics	6	1	3	4	0	+6		-	-	-	-	-
2014-15	ANAHEIM	NHL	81	20	27	47	75	-5		16	7	6	13	24
NHL Totals			736	202	238	440	669	20		73	19	32	51	95



ANTON KHUDBOIN

30

CATCHES: Left **HEIGHT:** 5-11 **WEIGHT:** 203 **AGE:** 29; turns 30 on May 7, 2016
BORN: May 7, 1986; Ust-Kamenogorsk, Kazakhstan
ACQUIRED: From Carolina in exchange for James Wisniewski, June 27, 2015
DRAFTED: By Minnesota in the seventh round (206th overall) of the 2004 NHL Draft

2014-15:

Appeared in his sixth NHL season, his second season with Carolina...posted an 8-17-6 record with one shutout, a 2.72 GAA and .900 SV% in 34 games...started a season-high five consecutive games from Mar. 15-23, yielding only two goals in four of those five starts for a 2.33 GAA...stopped all 28 shots faced en route to his fourth career shutout, a 3-0 win on Feb. 27 vs. WSH...his shutout helped spark a season-high 103:28 shutout sequence from Feb. 21-Mar. 2, spanning three games...compiled a career-tying six-game winning streak with a 1.37 GAA and .947 SV% from Dec. 23-Jan. 27...marked the longest win streak by a Carolina goaltender in 2014-15...went on to go eight consecutive games without a regulation loss (6-0-1), Dec. 23-Feb. 3.

CAREER:

Signed a two-year contract with Carolina through the 2015-16 NHL season, Mar. 4, 2014...signed a one-year contract with Carolina through 2013-14, July 5, 2013...was acquired by Boston from Minnesota in exchange for Jeff Penner and Mikko Lehtonen, Feb. 28, 2011...**2013-14:** Appeared in his fifth NHL season, his first with Carolina...went 19-14-1 with one shutout, a 2.30 GAA and .926 SV% in 36 games...established a franchise record for SV% in a single season, while his GAA was ranked third overall...set NHL career highs in wins, games

and minutes played (2084)...among NHL goaltenders, ranked fifth in SV%...allowed three goals-or-less in 33 of his 36 games...turned aside all 35 shots en route to his third career shutout, a 3-0 victory on Mar. 27 @ FLA...established career highs in saves (46) and shots against (47) in a 3-1 win on Mar. 18 @ CBJ...set Carolina/Hartford franchise records in most wins to start a career and season with six from Oct. 6-Jan. 9...was the NHL's First Star for the month of January after matching a franchise record for wins in a month with 10 along with a 2.19 GAA and .927 SV% in 14 contests...stopped his first two career penalty shot attempts against, including Alex Ovechkin on Jan. 2 @ WSH and Brian Gibbons on Apr. 1 @ PIT...missed 31 games with a lower-body injury from Oct. 15-Dec. 23...had a two-game conditioning stint with Charlotte (AHL) from Dec. 29-30...**2012-13:** Appeared in his fourth NHL season, his second with Boston...served as the Bruins' backup goaltender for the postseason as the club advanced to the Stanley Cup Final against CHI...owned a 9-4-1 record with one shutout, a 2.32 GAA and .920 SV% in 14 regular-season games...turned aside all 26 shots for his second career NHL shutout, a 2-0 win on Mar. 31 @ BUF...began the season with Atlant Moscow (KHL), going 6-14-4 with a 2.96 GAA and .912 SV% in 26 games...**2011-12:** Made his Boston debut on Apr. 5 @ OTT, turning aside 44-of-45 shots en route

NHL HIGHLIGHTS

Saves:

46, Mar. 18, 2014 w/CAR @ CBJ

Shots Faced:

47, two times (last: Mar. 18, 2014 w/CAR @ CBJ)

Goals Against:

6, Apr. 2, 2015 w/CAR @ FLA

Winning Streak:

6, two times (last: Dec. 23, 2014-Jan. 27, 2015)

Losing Streak:

5, Nov. 16-Dec. 21, 2014

Shutout Sequence:

141:29, Jan. 14-18, 2011 (spanning three games)

Consecutive Games Played:

17, Jan. 1-Feb. 8, 2014

Consecutive Starts:

9, Jan. 22-Feb. 8, 2014

Penalty Shots:

Stopped 2-of-2 (last: Jan. 2, 2014 @ WSH; stopped Ovechkin)

Career Shootout Statistics:

4-3 (16-for-19, .842%)

First NHL Game:

In a 4-2 MIN win, Feb. 4, 2010 vs. EDM

First NHL Win:

In a 4-2 MIN win, Feb. 4, 2010 vs. EDM

First NHL Shutout:

In a 4-0 MIN win, Jan. 16, 2011 vs. VAN

Milestones Within Reach:

9 appearances to 100 NHL games

KHUDBOIN VS. THE NHL

Team	GP	MIN	W-L-OT	SO	GA	GAA
Anaheim	1	61	0-0-1	0	5	4.92
Arizona	1	30	0-0-0	0	2	4.00
Boston	2	129	1-0-1	0	3	1.40
Buffalo	5	303	3-1-1	1	10	1.98
Calgary	1	59	0-1-0	0	2	2.03
Carolina	1	60	1-0-0	0	3	3.00
Chicago	3	139	0-2-0	0	6	2.59
Colorado	2	124	1-1-0	0	5	2.42
Columbus	5	303	3-1-1	0	11	2.18
Dallas	3	178	1-2-0	0	8	2.70
Detroit	1	58	0-1-0	0	3	3.10
Edmonton	4	187	2-2-0	0	8	2.55
Florida	4	240	3-1-0	1	9	2.25
Los Angeles	1	59	0-1-0	0	2	2.03
Minnesota	2	118	0-2-0	0	8	4.03
Montreal	3	180	0-3-0	0	10	3.33
Nashville	2	69	1-0-0	0	2	1.74
New Jersey	5	272	2-2-0	0	14	3.09
NY Islanders	4	230	1-3-0	0	11	2.87
NY Rangers	4	248	0-2-0	0	7	1.70
Ottawa	6	365	5-0-1	0	11	1.81
Philadelphia	6	344	4-2-0	0	17	2.97
Pittsburgh	3	177	1-2-0	0	7	2.36
San Jose	2	123	1-1-0	0	3	1.46
St. Louis	2	63	1-0-0	0	3	2.86
Tampa Bay	3	162	2-1-0	0	6	2.22
Toronto	4	221	3-1-0	0	7	1.89
Vancouver	2	80	1-0-0	1	0	0.00
Washington	7	423	4-2-1	1	17	2.41
Winnipeg	2	118	0-2-0	0	5	2.54
NHL Totals	91	5126	41-36-8	4	205	2.40



to a 3-1 win...was recalled by Boston on Apr. 4 after compiling a 21-19-3 record with two shutouts, a 2.61 GAA and .919 SV% in 44 games with Providence (AHL)...**2010-11:** Appeared in his second NHL season with Minnesota, going 2-1-0 with one shutout, a 1.59 GAA and .942 SV% in four games...had a career-high shutout sequence of 141:29 from Jan. 14-18, spanning three games...stopped all 32 shots en route to his first career NHL shutout, a 4-0 victory on Jan. 16 vs. VAN...split the remainder of the season with Houston (AHL) and Providence, combining for a 28-16-2 record, two shutouts, a 2.52 GAA and .914 SV% in 50 games...began the season with the Minnesota organization before being acquired by Boston on Feb. 28...**2009-10:** Appeared in his first NHL season, going 2-0-0 with a 0.87 GAA and .979 SV% in two games with Minnesota...won his first career NHL start on Feb. 6 vs. PHI, stopping 38-of-39 shots for a 2-1 victory...turned aside all nine shots in relief of Josh Harding for a 4-2 win in his NHL debut on Feb. 4 vs. MIN...in 40 AHL games with Houston, posted a 14-19-4 record with four shutouts, a 2.43 GAA and .907 SV%...represented PlanetUSA in the AHL All-Star Classic...

Miscellaneous: Led Russia to back-to-back silver medals at the 2006 and 2005 IIHF World Junior Championships and gold at the 2004 IIHF Under-18 World Junior Championship...became the first goaltender to score a goal at a major IIHF event when he accomplished the feat at the 2004 tournament vs. Finland...was also a member of Team Russia that won gold at the 2014 IIHF World Championship.

PERSONAL:

Grew up in Magnitogorsk, Russia...favorite NHL players were Martin Brodeur and Evgeni Nabokov...favorite moment of his hockey career was winning the gold medal at the World Junior Championship in 2004...favorite TV show is "Suits"...favorite food is Russian pelmeni...spent his summer traveling to Israel, then went to Krasnoyarsk, Russia to get acquainted with his new hometown.

Season	Team	League	REGULAR SEASON							PLAYOFFS					
			GP	MIN	GA	SO	GAA	SV%	W-L-OT	GP	MIN	GA	SO	GAA	W-L
2005-06	Saskatoon	WHL	44	2362	114	4	2.90	.917	23-13-3	10	685	32	0	2.80	4-3
2006-07	Magnitogorsk	Russia	16	618	28	0	2.72	-	-	3	26	1	0	2.30	-
2007-08	Texas	ECHL	27	1549	51	3	1.98	.934	20-1-4	9	547	20	1	2.19	5-2
	Houston	AHL	12	482	16	1	1.99	.911	2-2-1	-	-	-	-	-	-
2008-09	Florida	ECHL	33	1706	77	4	2.71	.907	18-10-1	-	-	-	-	-	-
	Houston	AHL	10	512	26	0	3.04	.892	3-6-1	17	890	40	2	2.70	8-8
2009-10	Houston	AHL	40	2247	91	4	2.43	.907	14-19-4	-	-	-	-	-	-
	MINNESOTA	NHL	2	69	1	0	0.87	.979	2-0-0	-	-	-	-	-	-
2010-11	MINNESOTA	NHL	4	189	5	1	1.59	.942	2-1-0	-	-	-	-	-	-
	Houston	AHL	34	1883	81	1	2.58	.911	19-12-1	-	-	-	-	-	-
	Providence	AHL	16	901	36	1	2.40	.920	9-4-1	-	-	-	-	-	-
2011-12	BOSTON	NHL	1	60	1	0	1.00	.978	1-0-0	-	-	-	-	-	-
	Providence	AHL	44	2597	113	2	2.61	.919	21-19-3	-	-	-	-	-	-
2012-13	Atlant Moscow	KHL	26	1500	74	1	2.96	.912	6-14-4	-	-	-	-	-	-
	BOSTON	NHL	14	803	31	1	2.32	.920	9-4-1	-	-	-	-	-	-
2013-14	CAROLINA	NHL	36	2084	80	1	2.30	.926	19-14-1	-	-	-	-	-	-
	Charlotte	AHL	2	119	6	0	3.03	.928	1-1-0	-	-	-	-	-	-
2014-15	CAROLINA	NHL	34	1920	87	1	2.72	.900	8-17-6	-	-	-	-	-	-
NHL Totals			91	5126	205	4	2.40	.919	41-36-8	-	-	-	-	-	-



HAMPUS LINDHOLM

47

SHOOTS: Left **HEIGHT:** 6-3 **WEIGHT:** 205 **AGE:** 21; turns 22 on January 20, 2016
BORN: January 20, 1994; Helsingborg, Sweden
DRAFTED: By Anaheim in the first round (sixth overall) of the 2012 NHL Draft
2014-15 REAL TIME STATISTICS
TOI/GM: 21:45 **SHFT/GM:** 26.3 **FO% (FW/FL):** 0.0 (0/0)

2014-15:

Appeared in his second NHL season with Anaheim, scoring 7-27=34 points with a +25 rating and 32 PIM in 78 games... finished tied for second among league blueliners in plus/minus in 2014-15... established career highs in goals, assists and points... led the team in plus/minus, co-led in shifts-per-game (26.3) and ranked second in TOI (21:45)... led Anaheim defensemen in takeaways (29), co-led in assists and finished second in scoring and appearances... collected five multi-point games and three multi-assist contests... was credited with a career-high seven shots in a 4-3 shootout win, Feb. 23 vs. DET... twice recorded a career-tying +4 rating, including Apr. 1 vs. EDM and Feb. 20 @ CGY... earned his second career GWG as part of a two-point game (1-1=2) in a 5-1 win, Jan. 16 vs. NJ... recorded a career-high four-game point/assist streak (0-4=4), Dec. 3-10... his career-high 29:25 TOI on Nov. 28 vs. CHI was tops among all Anaheim skaters in 2014-15... appeared in his 100th career NHL game, Nov. 23 vs. ARI... missed two games with a lower-body injury (Dec. 19 & Feb. 10)... **PLAYOFFS:** Made his second career appearance in the Stanley Cup Playoffs, collecting 2-8=10 points with a +2 rating and 10 PIM in 16 games... finished the postseason tied for sixth in scoring among defensemen and tied for fifth in assists among blueliners... ranked second among team defensemen in TOI (23:15) and

takeaways (7)... recorded his first two career multi-point playoff contests in Game 1 of the Second Round on Apr. 30 vs. CGY (0-2=2) and Game 1 of the WCF on May 17 vs. CHI (1-1=2)... logged a career-high 44:07 TOI in Game 2 of the WCF, May 19 vs. CHI... collected his first career postseason goal in Game 2 of the Second Round, a 3-0 win on May 3 vs. CGY... recorded a career-high four-game point streak (1-4=5) from Apr. 20-May 3, the longest playoff scoring streak by an Anaheim defenseman since Chris Pronger's five-game streak (1-6=7) from Apr. 27-May 7, 2009.

CAREER:

At the age of 21, has posted a +54 career rating in his first two NHL seasons, leading all NHL defensemen and ranking fourth overall in the league... entering the 2015-16 season, no other defenseman in the top five was under the age of 27... signed a three-year entry-level contract with Anaheim, July 13, 2012... **2013-14:** Made his NHL debut with Anaheim, registering 6-24=30 points with a +29 rating and 36 PIM in 78 games... became the first Ducks defenseman to be named to the NHL All-Rookie Team, joining teammate Frederik Andersen... set a club record for the best plus/minus rating of any rookie defenseman... his +29 was the fifth-highest plus/minus rating among rookie defensemen since 1989-90 and the highest of any such player in the Western

NHL HIGHLIGHTS

NHL Career Hat Tricks:

None

NHL Career Multiple-Point Games:

12 (1 multiple-goal, 7 multiple-assist)

NHL Career OT Goals:

None

NHL Career Highs:

Goals: 2, Jan. 11, 2014 @ PHX

Assists: 2, seven times (last: Mar. 15, 2015 @ NSH)

Points: 2, 12 times (last: Mar. 15, 2015 @ NSH; 0-2=2)

PIM: 4, Jan. 11, 2014 @ PHX

TOI: 29:25, Nov. 28, 2014 vs. CHI

Shots: 7, Feb. 23, 2015 vs. DET

Plus/Minus: +4, three times (last: Apr. 1, 2015 vs. EDM)

Goal Streak: None

Assist Streak: Four games, Dec. 3-10, 2014 (0-4=4)

Point Streak: Four games, Dec. 3-10, 2014 (0-4=4)

Penalty Shots: None

First NHL Game:

In a 3-2 ANA win, Oct. 6, 2013 @ WPG

First NHL Point:

An assist in a 4-1 ANA win, Oct. 13 vs. OTT

First NHL Goal:

A goal (Smith) in a 5-2 ANA win, Nov. 6, 2013 vs. PHX

Milestones Achieved:

100th NHL game, Nov. 23, 2014 vs. ARI

Milestones Within Reach:

36 points to 100 NHL points

44 appearances to 200 NHL games

LINDHOLM VS. THE NHL

Team	GP	G	A	Pts.	PIM
Anaheim	-	-	-	-	-
Arizona	10	3	1	4	6
Boston	4	0	0	0	4
Buffalo	4	0	2	2	2
Calgary	9	2	2	4	4
Carolina	4	0	1	1	4
Chicago	6	1	0	1	6
Colorado	5	1	1	2	4
Columbus	4	0	1	1	2
Dallas	6	0	1	1	6
Detroit	4	0	1	1	2
Edmonton	9	0	4	4	0
Florida	3	2	0	2	2
Los Angeles	10	0	6	6	8
Minnesota	5	0	2	2	0
Montreal	4	1	2	3	0
Nashville	6	0	5	5	0
New Jersey	4	1	2	3	4
NY Islanders	2	0	0	0	0
NY Rangers	4	0	0	0	0
Ottawa	3	0	2	2	0
Philadelphia	4	0	3	3	4
Pittsburgh	4	0	0	0	2
San Jose	10	0	3	3	4
St. Louis	6	0	0	0	0
Tampa Bay	3	0	0	0	0
Toronto	4	0	1	1	0
Vancouver	9	0	3	3	2
Washington	4	1	6	7	0
Winnipeg	6	1	2	3	2
NHL Totals	156	13	51	64	68




Conference since 1991-92, joining DET's Nicklas Lidstrom (+36 in 1991-92), OTT's Andrej Meszaros (+34 in 2005-06), NJ's Colin White (+32 in 2001-02) and BOS' Adam McQuaid (+30 in 2010-11)...ranked fourth among all NHL defensemen in plus/minus...among rookie blueliners, ranked second in scoring, third in assists and tied for fifth in goals...his 78 games were the most by a Ducks rookie defenseman since Kurt Sauer played 80 in 2002-03...posted seven multi-point games (one multi-goal, four multi-assist)...recorded a career-high three-game point/assist streak (0-4=4), Mar. 14-18...logged a career-high 24:22 TOI, Mar. 18 vs. WSH...became the second-youngest player in club history (19 yrs. 356 days) to score two goals in a game on Jan. 11 @ PHX, behind only Cam Fowler (19 yrs. 343 days, Nov. 13, 2011 vs. MIN)...scored his first career GWG as part of a 1-1=2 point night, Dec. 23 @ WSH...recorded his first career point and assist streaks from Dec. 11-15 (two games, 0-2=2)...scored his first career NHL goal in his second career multi-point game (1-1=2), Nov. 6 vs. PHX...earned his first two career NHL points (assists) while recording a career-best +4 rating, Oct. 13 vs. OTT...became the seventh youngest Duck to appear in a game at 19 years, 8 months and 17 days with his NHL debut on Oct. 6 @ WPG...made his Stanley Cup Playoff debut, collecting 0-2=2 points in 11 games...earned his first career postseason point (assist) in Game 3 of the Second Round, May 8 @ LA...**2012-13:** Made his North American debut with Norfolk (AHL) in 2012-13, scoring 1-10=11 points with a +5 rating and 16 PIM in 44 games...ranked tied for third on Norfolk and second among team defensemen in plus/minus...recorded his first career AHL multi-point game (0-2=2), Mar. 8 vs. Hershey...scored his first career AHL goal, Nov. 3 vs. Binghamton...debuted

on Oct. 12 vs. Worcester, becoming the youngest player in AHL Admirals history at 18 years, eight months and 23 days...**2011-12:** Appeared in 28 games with Rogle BK of the Swedish Division 2 league, scoring 1-3=4 points with 12 PIM...in 10 playoff games, posted 1-4=5 points to help the club clinch a spot in the Swedish Elite League in 2012-13...also played 28 games for Rogle Jr., compiling 5-12=17 points with a +25 rating...**Miscellaneous:** Suffered an upper-body injury with Team Sweden during an exhibition game preceding the 2013 IIHF World Junior Championship and was unable to participate in the tournament...played extensive minutes as a member of the top defensive pairing for Sweden at the 2012 Under-18 World Championship in the Czech Republic...appeared in six games for the silver medal-winning team, earning 0-4=4 points with four PIM.

PERSONAL:

Grew up in Lergorget, Sweden...graduated from Lerbergsskolan in 2012...lists Nicklas Lidström as his favorite player growing up...enjoys dining at the Ikea food court, as well as Selanne Steak Tavern...spent the summer traveling to Spain, England, Sweden and Båstad...calls his first Stanley Cup playoff game his favorite moment of his hockey career...
Twitter/Instagram: @Hampelindholm.



Season	Team	League	REGULAR SEASON					PIM	+/-	PLAYOFFS				
			GP	G	A	Pts.				GP	G	A	Pts.	PIM
2011-12	Rogle	Sweden-2	20	1	3	4	12	-1		10	1	4	5	6
	Rogle Jr.	Sweden Jr.	28	5	12	17	16	+25		-	-	-	-	-
	Rogle U-18	Sweden U-18	1	1	3	4	2	-		-	-	-	-	-
2012-13	Norfolk	AHL	44	1	10	11	16	+5		-	-	-	-	-
2013-14	ANAHEIM	NHL	78	6	24	30	36	+29		11	0	2	2	0
2014-15	ANAHEIM	NHL	78	7	27	34	32	+25		16	2	8	10	10
NHL Totals			156	13	51	64	68	+54		27	2	10	12	10
AHL Totals			44	1	10	11	16	+5		-	-	-	-	-



SHOOTS: Right **HEIGHT:** 6-3 **WEIGHT:** 215 **AGE:** 24, turns 25 on October 7, 2016
BORN: October 7, 1991; Hinsdale, Illinois
DRAFTED: By Anaheim in the sixth round (160th overall) of the 2011 NHL Draft
2014-15 REAL TIME STATISTICS
TOI/GM: 18:26 SHFT/GM: 23.7 FO% (FW/FL): 0.0 (0/0)

2014-15:

Appeared in his first NHL season with Anaheim, earning three assists (0-3=3) with a +1 rating and 31 PIM in 28 games...recorded his first career NHL point (assist), Nov. 16 vs. FLA...logged a career-high 23:48 TOI on Nov. 18 @ CGY...took a career-high five shots on net in a 6-5 shootout win on Nov. 23 vs. LA...made his NHL debut on Oct. 31 @ DAL, recording 12:30 TOI in a 2-1 Anaheim victory...was originally recalled from Norfolk (AHL) on Oct. 27...played 36 games with the Admirals, notching 3-9=12 points with 47 PIM...earned an AHL career-best 1-2=3 points with a +3 rating in a 3-2 OT win, Jan. 21 vs. Charlotte.

CAREER:

Signed a two-year contract extension through the 2017-18 NHL season, July 22, 2015...signed a two-year entry-level contract with Anaheim, Mar. 25, 2014...**2013-14:** Made his AHL debut with Norfolk in 2013-14, collecting one goal (1-0=1) with a +1

rating and 26 PIM in nine games...appeared in his first professional game on Apr. 4 @ Adirondack and scored his first career goal in a 5-3 win on Apr. 16 vs. Hershey...in the Calder Cup Playoffs, notched one goal (1-0=1) with six PIM in 10 games...his first postseason goal came in Game 3 of the Eastern Conference Semifinals, May 10 vs. St. John's...began the season with Northeastern, his junior campaign in the Hockey East Conference...scored 3-7=10 points with 65 PIM in 33 games...was named a 2013-14 Hockey East Second Team All-Star and the Best Defensive Defenseman after captaining Northeastern to a 19-14-4 record...posted career highs in assists and points, and matched a career best in goals...**2012-13:** Registered 3-4=7 points and 45 PIM in 33 games for Northeastern...ranked second on the team in defensemen scoring...scored his first career NCAA goal in OT to secure a 5-4 victory for the Huskies, Feb. 19 @ Massachusetts...recorded a career-best three-game point streak

NHL HIGHLIGHTS

NHL Career Hat Tricks:

None

NHL Career Multiple-Point Games:

None

NHL Career OT Goals:

None

NHL Career Highs:

Goals: None

Assists: 1, three times (last: Feb. 27, 2015 vs. LA)

Points: 1, three times (last: Feb. 27, 2015 vs. LA)

PIM: 9, Nov. 9, 2014 vs. VAN

TOI: 23:48, Nov. 18, 2014 @ CGY

Shots: 5, Nov. 12, 2014 vs. LA

Plus/Minus: +2, three times (last: Dec. 5, 2014 @ MIN)

Goal Streak: None

Assist Streak: None

Point Streak: None

Penalty Shots: None

First NHL Game:

In a 2-1 ANA win, Oct. 31, 2014 @ DAL

First NHL Point:

An assist in a 6-2 ANA loss, Nov. 16 vs. FLA

First NHL Goal:

None

Milestones Within Reach:

72 appearances to 100 NHL games

MANSON VS. THE NHL

Team	GP	G	A	Pts.	PIM
Anaheim	-	-	-	-	-
Arizona	2	0	0	0	0
Boston	1	0	0	0	0
Buffalo	-	-	-	-	-
Calgary	3	0	1	1	2
Carolina	-	-	-	-	-
Chicago	1	0	0	0	0
Colorado	1	0	0	0	0
Columbus	-	-	-	-	-
Dallas	2	0	0	0	2
Detroit	1	0	0	0	2
Edmonton	2	0	0	0	0
Florida	1	0	1	1	0
Los Angeles	3	0	1	1	4
Minnesota	1	0	0	0	4
Montreal	1	0	0	0	0
Nashville	-	-	-	-	-
New Jersey	-	-	-	-	-
NY Islanders	1	0	0	0	0
NY Rangers	-	-	-	-	-
Ottawa	1	0	0	0	2
Philadelphia	1	0	0	0	0
Pittsburgh	1	0	0	0	0
San Jose	1	0	0	0	2
St. Louis	-	-	-	-	-
Tampa Bay	1	0	0	0	0
Toronto	-	-	-	-	-
Vancouver	2	0	0	0	9
Washington	-	-	-	-	-
Winnipeg	1	0	0	0	4
NHL Totals	28	0	3	3	31




(3-1=4), Feb. 19-23...**2011-12:** Made his collegiate debut with Northeastern, scoring 0-4=4 points in 33 contests...collected his first collegiate point (assist), Oct. 14 vs. New Hampshire...**Miscellaneous:** Played two BCHL seasons with Salmon Arm from 2009-11, collecting 22-49=71 points with 155 PIM in 111 games...added 3-7=10 points with 30 PIM in 20 postseason contests.


PERSONAL:

Grew up in Prince Albert, Saskatchewan...calls his first NHL game his favorite moment of his hockey career so far...enjoys watching "Family Guy" and "Big Bang Theory" on TV...lists John Mayer, Chris Stapleton and Ed Sheeran as his favorite artists...spent his summer training for the season and golfing...Twitter handle is @JoshManson42.

42 *Josh Manson*



Season	Team	League	GP	G	A	REGULAR SEASON					PLAYOFFS				
						Pts.	PIM	+/-			GP	G	A	Pts.	PIM
2009-10	Salmon Arm	BCHL	54	10	14	24	75	-			6	1	0	1	15
2010-11	Salmon Arm	BCHL	57	12	35	47	80	-			14	2	7	9	15
2011-12	Northeastern	Hockey East	33	0	4	4	48	+9			-	-	-	-	-
2012-13	Northeastern	Hockey East	33	3	4	7	45	-9			-	-	-	-	-
2013-14	Northeastern	Hockey East	33	3	7	10	65	+12			-	-	-	-	-
2014-15	Norfolk	AHL	9	1	0	1	26	+1			10	1	0	1	6
	Norfolk	AHL	36	3	9	12	47	-6			-	-	-	-	-
	ANAHEIM	NHL	28	0	3	3	31	+1			-	-	-	-	-
NHL Totals			28	0	3	3	31	+1			-	-	-	-	-
AHL Totals			45	4	9	13	73	-5			10	1	0	1	6



PATRICK MAROON

19

SHOOTS: Left **HEIGHT:** 6-2 **WEIGHT:** 233 **AGE:** 27; turns 28 on April 23, 2016

BORN: April 23, 1988; St. Louis, Missouri

ACQUIRED: From Philadelphia with David Laliberte in exchange for Danny Syvret and Rob Bordson, November 21, 2010

DRAFTED: By Philadelphia in the sixth round (161st overall) of the 2007 NHL Draft

2014-15 REAL TIME STATISTICS

TOI/GM: 14:16

SHFT/GM: 17.5

FO% (FW/FL): 33.3% (7/14)

2014-15:

Appeared in his fourth NHL season with Anaheim, collecting 9-25=34 points with 82 PIM in 71 games...established career highs in assists, points and appearances...ranked second on the club in PIM...notched six multi-point games and three multi-assist contests...set single-season career highs with his 30th point on Mar. 15 vs. NSH and his 19th assist on Jan. 30 vs. CHI...appeared in his 100th career NHL game in a 4-2 Ducks win, Dec. 12 @ EDM...scored his second career PPG in a 5-4 shootout victory, Dec. 3 vs. PHI...led the Ducks to a 2-1 win with his fourth career GWG, Nov. 23 vs. ARI...missed eight games with an MCL sprain (Oct. 14-30) and one game due to illness (Apr. 3)...**PLAYOFFS:** Made his second consecutive appearance in the Stanley Cup Playoffs, earning 7-4=11 points with a +4 rating and six PIM in 16 games...set postseason career highs in goals, points and appearances...ranked tied for third among playoff leaders in PPG (3)...among Anaheim skaters, finished tied for third in goals and power-play points (3-1=4), and co-led in PPG...owned a pair of three-game point streaks, including May 25-30 (2-1=3) and May 5-10 (2-1=3)...set a career high with 33:19 TOI in Game 2 of the WCF, May 19 vs. CHI...recorded a career-tying +2 rating in Game 3 of the Second Round, May 5 @ CGY...scored his first career playoff GWG to lead Anaheim to a 6-1 win in Game 1 of the Second Round, Apr. 30 vs. CGY.

CAREER:

Signed a three-year contract extension through the 2017-18 NHL season, Aug. 2, 2014...signed a two-year contract extension through 2014-15, Mar. 21, 2013...**2013-14:** Made his Stanley Cup Playoff debut, earning 2-5=7 points with 38 PIM in 13 games...recorded a six-game point streak (2-4=6) from Apr. 23-May 8, the longest by a rookie since LA's Warren Rychel in 1993...finished the playoffs ranked tied for sixth among rookies in scoring and sixth in assists...scored his first Stanley Cup Playoff goal in Game 4 of the First Round, Apr. 23 @ DAL...picked up his first career playoff point (assist) in his postseason debut in Game 1 of the First Round, Apr. 16 vs. DAL...appeared in 62 regular-season games, scoring 11-18=29 points with a +11 rating and team-leading 101 PIM...set career highs in goals, assists, points, plus/minus, PIM and games...scored three goals (3-0=3) in his last three games, including his first career multi-goal game (2-0=2) and third career GWG in a 5-2 victory, Apr. 9 vs. SJ...posted a career-high five-game point/assist streak (2-6=8), Mar. 23-31...capped the streak with his first career multi-assist game (0-2=2), Mar. 31 vs. WPG...scored his first career PPG as part of his first NHL multi-point game (1-1=2), Mar. 23 vs. FLA...his first two career GWG came in 2-1 victories over LA, including Mar. 15 at Staples Center and Jan. 23 at Honda

NHL HIGHLIGHTS

NHL Career Hat Tricks:

None

NHL Career Multiple-Point Games:

10 (1 multiple-goal, 4 multiple-assist)

NHL Career OT Goals:

None

NHL Career Highs:

Goals: 2, Apr. 9, 2014 vs. SJ

Assists: 2, four times (last: Mar. 15, 2015 vs. NSH)

Points: 2, 10 times (last: Apr. 9, 2014 vs. SJ; 2-0=2)

PIM: 10, three times (last: Apr. 6, 2014 @ EDM)

TOI: 20:03, Oct. 31, 2013 @ BOS

Shots: 5, three times (last: Jan. 4, 2015 vs. NSH)

Plus/Minus: +2, 11 times (last: Feb. 20, 2015 @ CGY)

Goal Streak: Three games, Jan. 21-29, 2015 (3-0=3)

Assist Streak: Five games, Mar. 23-31, 2014 (2-6=8)

Point Streak: Six games, Jan. 16-30, 2015 (4-4=8)

Penalty Shots: None

First NHL Game:

In a 3-2 ANA shootout loss, Oct. 25, 2011 @ CHI

First NHL Point:

A goal in a 3-2 ANA shootout win, Feb. 16, 2013 @ NSH

First NHL Goal:

A goal (Rinne) in a 3-2 ANA shootout win, Feb. 16, 2013 @ NSH

Milestones Achieved:

100th NHL game, Dec. 12, 2014 @ EDM

Milestones Within Reach:

34 points to 100 NHL points

52 appearances to 200 NHL games

MAROON VS. THE NHL

Team	GP	G	A	Pts.	PIM
Anaheim	-	-	-	-	-
Arizona	9	1	3	4	5
Boston	4	1	2	3	9
Buffalo	2	0	1	1	2
Calgary	7	1	3	4	9
Carolina	4	0	0	0	7
Chicago	4	0	2	2	4
Colorado	6	1	2	3	15
Columbus	4	0	1	1	5
Dallas	6	0	0	0	0
Detroit	4	0	1	1	4
Edmonton	8	1	2	3	10
Florida	4	1	1	2	4
Los Angeles	10	3	3	6	9
Minnesota	6	1	0	1	10
Montreal	4	1	0	1	14
Nashville	8	1	4	5	5
New Jersey	2	1	1	2	0
NY Islanders	3	0	1	1	2
NY Rangers	4	0	1	1	7
Ottawa	4	1	1	2	0
Philadelphia	3	2	1	3	0
Pittsburgh	3	0	1	1	5
San Jose	9	4	1	5	9
St. Louis	4	0	2	2	4
Tampa Bay	3	1	0	1	14
Toronto	4	0	2	2	9
Vancouver	10	1	3	4	26
Washington	3	0	0	0	2
Winnipeg	6	0	5	5	5
NHL Totals	148	22	44	66	195



Center...earned an assist in his first career NHL game in his hometown, Dec. 7 @ STL...logged a career-high 20:03 TOI, Oct. 31 @ BOS...posted a career-best two-game goal streak (2-0=2), Oct. 24-25...**2012-13:** Appeared in his second NHL season with Anaheim, scoring 2-1=3 points with 10 PIM in 13 contests...earned his first career NHL assist on Teemu Selanne's goal in the regular season finale, Apr. 27 vs. PHX...scored his first career NHL goal (Rinne) in his second game of the season, Feb. 15 @ NSH...also played 64 contests for Norfolk (AHL), scoring 26-24=50 points with 139 PIM...was named the 2012-13 Norfolk Admirals Player of the Year...led the team in goals, points, PPG (12), GWG (5), OT goals (2), shots (183) and PIM...among AHL leaders, ranked tied for fifth in PPG (12)...earned CCM/AHL Player of the Week honors for the period ending Mar. 10 after scoring 4-2=6 points in three contests...netted his fourth career hat trick (3-0=3) in a 5-4 overtime victory, Mar. 29 vs. Syracuse...**2011-12:** Made his NHL debut with Anaheim in 2011-12, going scoreless with two PIM in two games...logged 15:19 TOI in his first career NHL game, Oct. 25 @ CHI...also recorded 9:46 TOI on Oct. 27 @ MIN before being reassigned to Syracuse (AHL) on Oct. 28 for the remainder of the season...scored 32-42=74 points with a +17 rating and 120 PIM in 75 games with Syracuse...ranked third among AHL leaders in scoring, tied for fifth in goals, tied for 10th in assists and tied for eighth in PPG (12)...led the Crunch in points, assists, PPG and plus/minus (+17), and ranked second in

goals...was one of three AHL players to record 30 goals and 100 PIM...**2010-11:** Split his fourth professional season with Adirondack (AHL) and Syracuse, collecting 26-30=56 points with a +5 rating and 98 PIM in 66 combined games...ranked tied for second among AHL leaders with 15 PPG...following his Nov. 21 acquisition, ranked second on Syracuse in points (48), third in goals (21) and plus/minus (+6), and fifth in assists (27)...**2009-10:** Appeared in his third professional season with Adirondack, earning 11-33=44 points with 125 PIM in 67 games...finished second on the team in assists, fourth in points, and third in PIM...**2008-09:** Played his second professional season with Philadelphia (AHL), recording 23-31=54 points with 62 PIM in 80 games...ranked sixth among AHL rookies in points...added 1-2=3 points with 13 PIM in four Calder Cup Playoff games...posted his second career hat trick (3-0=3) in a 7-2 win, Feb. 20 vs. Portland...recorded a career-high five points (3-2=5) along with his first career hat trick in a 5-2 victory, Dec. 6 vs. Binghamton...**2007-08:** Made his professional debut with Philadelphia (AHL)...appeared in his first career AHL game, Apr. 13 vs. Albany...played the majority of the season with London (OHL), collecting 35-55=90 points with a +13 rating and 57 PIM in 64 games...was named OHL Rookie of the Month for October after recording 10-10=20 points in 11 games.

PERSONAL:

Grew up in St. Louis, Missouri... favorite player growing up was Todd Bertuzzi...spent his offseason hanging out with his son, Anthony (6)... says his favorite TV show is "Friday Night Lights"...Twitter/Instagram: @patmaroon.



			REGULAR SEASON						PLAYOFFS				
Season	Team	League	GP	G	A	Pts.	PIM	+/-	GP	G	A	Pts.	PIM
2007-08	London	OHL	64	35	55	90	57	+13	5	0	1	1	10
	Philadelphia	AHL	1	0	0	0	0	-2	-	-	-	-	-
2008-09	Philadelphia	AHL	80	23	31	54	62	+2	4	1	2	3	13
2009-10	Adirondack	AHL	67	11	33	44	125	-15	-	-	-	-	-
2010-11	Adirondack	AHL	9	5	3	8	30	-1	-	-	-	-	-
	Syracuse	AHL	57	21	27	48	68	+6	-	-	-	-	-
2011-12	Syracuse	AHL	75	32	42	74	120	+17	4	0	0	0	4
	ANAHEIM	NHL	2	0	0	0	2	0	-	-	-	-	-
2012-13	Norfolk	AHL	64	26	24	50	139	0	-	-	-	-	-
	ANAHEIM	NHL	13	2	1	3	10	-1	-	-	-	-	-
2013-14	ANAHEIM	NHL	62	11	18	29	101	+11	13	2	5	7	38
2014-15	ANAHEIM	NHL	71	9	25	34	82	-5	16	7	4	11	6
NHL Totals			148	22	44	66	195	+5	29	9	9	18	44



COREY PERRY

10

SHOOTS: Right **HEIGHT:** 6-3 **WEIGHT:** 210 **AGE:** 30; turns 31 on May 16, 2016
BORN: May 16, 1985; Peterborough, Ontario
DRAFTED: By Anaheim in the first round (28th overall) of the 2003 NHL Draft
2014-15 REAL TIME STATISTICS

TOI/GM: 18:06 **SHFT/GM:** 21.1 **FO% (FW/FL):** 25.0% (3/9)

2014-15:

Appeared in his 10th NHL season with Anaheim, earning 33-22=55 points with a +13 rating and 67 PIM in 67 games...among NHL leaders, ranked tied for 10th in goals, eighth in goals-per-game (.50) and tied for seventh in shooting percentage (.171)...with his 33rd goal of the season on Apr. 1 vs. EDM, became the fourth Duck to record 600 career points...recorded his fifth career 30-goal season on Mar. 22 @ NYR, the third-most in franchise history behind only Selanne (7) and Kariya (6)...scored his sixth career OT goal on Mar. 20 vs. COL, ranking tied for second on the franchise all-time list in OT goals with Selanne...appeared in his 700th career NHL game, Feb. 21 @ EDM...on Feb. 12 @ CAR, became the fourth Duck to reach 300 career assists, joining Selanne (531), Getzlaf (462) and Kariya (369)...was named the NHL's Second Star of the Week on Feb. 9 after co-leading the league in goals and points (4-2=6) from Feb. 2-8...earned his franchise record-tying third hat trick of the season (3-0=3) on Jan. 14 vs. TOR, becoming the seventh NHL player since the 1995-96 season to have three hat tricks in his first 29 games of the season and the first since WSH's Alexander Semin in 2010-11...matched Kariya for the second-most hat tricks in club history (8) and Selanne for the single-season franchise record...posted two hat tricks in the first seven games, becoming the sixth NHL player in 29 years to record multiple hat tricks in the first seven games of a season...with three goals (3-0=3) on Oct. 9 @ PIT, became

the first Duck to record a hat trick in a season opener...was named NHL's First Star for the Month of October, marking the sixth time in franchise history that a Ducks player has won the award...led the NHL in goals (10) in October...became Anaheim's all-time PIM leader (824), Oct. 26 vs. SJ...missed 10 games with a knee sprain (Dec. 7-28) and five games with the mumps virus (Nov. 5-15)...**PLAYOFFS:** Scored 10-8=18 points with a +6 rating and 14 PIM in 16 games...equaled the franchise record for goals (Andy McDonald, 10 goals in 21 games in 2007) in a single postseason...concluded the playoffs ranked tied for seventh in scoring and tied for third in goals...collected his first playoff career OT goal, the fourth series-winning OT goal in club history, in Game 5 of the Second Round on May 10 vs. CGY...matched the franchise record and tied his single-game career high for points and assists (2-2=4) in Game 1 of the Second Round on Apr. 30 vs. CGY...became the first player to record multiple games (also Apr. 16 vs. WPG; 2-2=4) of four points or more in one postseason since PHI's Keith Primeau in 2004...posted a career-tying five game scoring streak (4-7=11) from Apr. 20-May 5...was the fourth player in the last 15 years to score both the tying and winning goals in the third period of the same playoff game in Game 1 of the First Round on Apr. 16 vs. WPG.

CAREER:

Signed an eight-year contract extension through 2020-21, Mar.

NHL HIGHLIGHTS

NHL Career Hat Tricks:

8 (last: Jan. 14, 2015 vs. TOR)

NHL Career Multiple-Point Games:

142 (48 multiple-goal, 46 multiple-assist)

NHL Career OT Goals:

6 (last: Mar. 20, 2015 vs. COL)

NHL Career Highs:

Goals: 3, eight times (last: Jan. 14, 2015 vs. TOR)

Assists: 4, Oct. 31, 2008 vs. VAN

Points: 5, two times (last: Dec. 12, 2010 vs. MIN; 3-2=5)

PIM: 19, Mar. 31, 2012 @ PHX

TOI: 29:27, Apr. 9, 2011 @ LA

Shots: 11, Feb. 12, 2012 vs. CBJ

Plus/Minus: +4, Dec. 12, 2011 vs. MIN

Goal Streak: Seven games, Nov. 29-Dec. 11, 2013 (7-2=9)

Assist Streak: 10 games, Nov. 13-Dec. 1, 2009 (2-11=13)

Point Streak: 19 games, Oct. 21-Dec. 1, 2009 (10-16=26)

Penalty Shots: 1-for-1, Dec. 12, 2010 vs. MIN (Backstrom)

First NHL Game:

In a 5-3 ANA win, Oct. 5, 2005 @ CHI

First NHL Point:

An assist in a 5-3 ANA win, Oct. 5, 2005 @ CHI

First NHL Goal:

A goal (Markkanen) in a 4-2 ANA loss, Oct. 10, 2005 vs. EDM

Milestones Achieved:

700th NHL game, Feb. 21, 2015 @ EDM

200th NHL goal, Mar. 5, 2012 vs. EDM

300th NHL assist, Feb. 12 @ CAR

600th NHL point, Apr. 1, 2015 vs. EDM

Milestones Within Reach:

4 goals to 300 NHL goals

78 appearances to 800 NHL games

PERRY VS. THE NHL


Team	GP	G	A	Pts.	PIM
Anaheim	-	-	-	-	-
Arizona	53	23	19	42	78
Boston	11	5	3	8	6
Buffalo	11	10	3	13	24
Calgary	40	13	19	32	52
Carolina	11	7	7	14	12
Chicago	35	13	17	30	35
Colorado	34	12	15	27	22
Columbus	34	17	15	32	42
Dallas	54	17	22	39	65
Detroit	33	7	11	18	57
Edmonton	38	19	13	32	26
Florida	10	5	6	11	8
Los Angeles	55	20	19	39	66
Minnesota	35	17	15	32	41
Montreal	7	4	4	8	13
Nashville	35	13	18	31	36
New Jersey	10	3	3	6	4
NY Islanders	10	3	6	9	6
NY Rangers	12	7	5	12	10
Ottawa	9	6	5	11	2
Philadelphia	11	2	9	11	12
Pittsburgh	11	11	3	14	14
San Jose	56	23	20	43	92
St. Louis	33	8	10	18	51
Tampa Bay	9	0	4	4	2
Toronto	8	7	4	11	10
Vancouver	37	14	20	34	54
Washington	11	5	8	13	16
Winnipeg	9	5	3	8	12
NHL Totals	722	296	306	602	868



18, 2013...signed an five-year contract through 2012-13, July 1, 2008...is the only Hart Memorial Trophy winner in Anaheim Ducks history, capturing the prize for his MVP season in 2010-11...ranks third in the NHL in goals with 237 tallies since the start of 2008-09, spanning seven seasons (Ovechkin, 312; Stamkos, 276; Marleau, 218)...since the start of 2010-11, has scored 34 GWG to rank second among league leaders (Ovechkin, 39)...**2013-14:** Appeared in his ninth NHL season with Anaheim...played all 13 Stanley Cup Playoff games vs. DAL and LA, earning 4-7=11 points with 19 PIM...ranked second on the team in scoring and assists, and tied for second in goals...surpassed Teemu Selanne (33) for second on the Ducks all-time post-season assist list (34) in Game 4 of the Second Round, May 10 @ LA...matched his career high in points (1-2=3) and assists in Game 5 of the First Round, Apr. 25 vs. DAL...appeared in 81 regular-season games, scoring 43-39=82 points with a career-high +32 rating and 65 PIM...led the NHL in even-strength goals (35), finished second in goals overall, tied for third in GWG and fifth in points and tied for seventh in plus/minus...became the first player to score 40-plus goals with a plus/minus rating of +30 or higher since 2009-10 (Alex Ovechkin, Alexander Semin)...his 43 goals were the second-most in his career, trailing only his career-best 50 in 2010-11...scored his 40th and 41st goals Apr. 2 vs. EDM to reach the 40-goal milestone for the second time in his career and the 10th time in team history (also Selanne, five times; Paul Kariya, three times)...was the second player to reach 40 goals in 2013-14, trailing only Ovechkin...recorded his fifth career

game with four-or-more points on Jan. 15 vs. VAN, collecting 2-2=4 in a 9-1 win...his eighth GWG of the season at 4:58 of OT on Jan. 5 vs. VAN was the latest OT winner by a Duck since Nov. 17, 1995 when Peter Douris scored with one second remaining in a 2-1 win vs. NYI...the OT goal on Jan. 5 was the fifth of his career, moving him into a tie for second on the club's all-time OT goals list with Ryan Getzlaf and Scott Niedermayer...had a career-best seven-game goal streak (8-2=10) from Nov. 29-Dec. 11, the longest streak in the NHL since CGY's Curtis Glencross scored in seven straight from Feb. 27-Mar. 11, 2012...collected his 500th NHL point on Dec. 9, 2013 vs. NYI and appeared in his 600th

career game on Nov. 23 @ PHX...**2012-13:** Appeared in his eighth NHL season with Anaheim...appeared in all seven CQF contests vs. DET, collecting two assists with four PIM...scored 15-21=36 points with a +10 rating and 72 PIM in 44 contests...his five GWG co-led the club and ranked tied for sixth overall in the NHL...led the club in PPG (5) and shots (128), co-led in goals and ranked second in assists and points...posted a team-best seven-game scoring streak (4-8=12, +7) from Feb. 15-Mar. 1...scored his fourth career OT goal on Feb. 24 vs. COL, netting the GWG in the second straight



REGULAR SEASON									PLAYOFFS				
Season	Team	League	GP	G	A	Pts.	PIM	+/-	GP	G	A	Pts.	PIM
2001-02	London	OHL	67	28	31	59	56	-	12	2	3	5	30
2002-03	London	OHL	67	25	53	78	145	-	14	7	16	23	27
2003-04	London	OHL	66	40	73	113	98	-	15	7	15	22	20
	Cincinnati	AHL	-	-	-	-	-	-	3	1	1	2	4
2004-05	London	OHL	60	47	83	130	117	-	18	11	27	38	46
2005-06	Portland	AHL	19	16	18	34	32	-	1	1	0	1	0
	ANAHEIM	NHL	56	13	12	25	50	+1	11	0	3	3	16
2006-07	ANAHEIM	NHL	82	17	27	44	55	+12	21	6	9	15	37
2007-08	ANAHEIM	NHL	70	29	25	54	108	+12	3	2	1	3	8
2008-09	ANAHEIM	NHL	78	32	40	72	109	+10	13	8	6	14	36
2009-10	ANAHEIM	NHL	82	27	49	76	111	0	-	-	-	-	-
	Canada	Olympics	7	4	1	5	2	-	-	-	-	-	-
2010-11	ANAHEIM	NHL	82	50	48	98	104	+9	6	2	6	8	4
2011-12	ANAHEIM	NHL	80	37	23	60	127	-7	-	-	-	-	-
2012-13	ANAHEIM	NHL	44	15	21	36	72	+10	7	0	2	2	4
2013-14	ANAHEIM	NHL	81	43	39	82	65	+32	13	4	7	11	19
	Canada	Olympics	6	0	1	1	0	+4	-	-	-	-	-
2014-15	ANAHEIM	NHL	67	33	22	55	67	+13	16	10	8	18	14
NHL Totals			722	296	306	602	868	+92	90	32	42	74	138

game...recorded his 100th career multi-point game (1-1=2), Feb. 15 @ DET. ...missed four contests due to suspension, Mar. 14-20. **2011-12:** Appeared in his seventh NHL season, scoring 37-23=60 points with 127 PIM. ...led the Western Conference and ranked tied for sixth in the NHL in goals...also ranked tied for third among league leaders in PPG (14)...led Anaheim in GWG (6) and PIM (127), and ranked second in points...was one of two players in the NHL to score at least 35 goals and record at least 100 PIM (also PHI's Scott Hartnell)...scored 23 goals from Jan. 1 until the completion of the 2011-12 regular season, ranking fourth in the NHL...had two hat tricks on the season (Jan. 6 vs. NYI and Feb. 12 @ CBJ), moving his career total to five career three-goal games...played 272 consecutive contests from Jan. 11, 2009-Mar. 10, 2012 before missing two contests from Mar. 12-14 with an upper-body injury...at the time, his 272 consecutive games played ranked fifth on the NHL's Ironman list...scored his 200th career goal in a 4-2 Anaheim victory, Mar. 5 vs. EDM (2-0=2)...along with his hat trick on Feb. 12 @ CBJ, registered a career-high 11 shots on net, just one shy of the franchise record...scored his third career OT goal in a 3-2 win, Feb. 8 vs. CAR...appeared in his 500th career NHL contest, Feb. 1 vs. DAL...moved into a share of fourth in franchise SHG with his sixth career SHG, Jan. 18 vs. PHX...collected his fourth career hat trick, Jan. 8 vs. CBJ...recorded his 400th career NHL point, Jan. 6 vs. NYI...collected 1-1=2 points with a +1 rating in Team Chara's 12-9 victory over Team Alfredsson at the 2012 All-Star Game on Jan. 29 in Ottawa. **2010-11:** Appeared in his sixth NHL season, collecting 50-48=98 points with a +9 rating and 104 PIM in 82 games en route to the Hart Memorial Trophy as league MVP...became the first player from a Southern California team to win the Hart Trophy since Hall-of-Famer Wayne Gretzky earned the honor with Los Angeles in 1989...was only the third player from a California team to win the Hart, joining Gretzky and SJ's Joe Thornton (2006)...also became the second player in franchise history to win the Maurice "Rocket" Richard Trophy by leading the league in goals...appeared in all six CQF games vs. NSH, recording 2-6=8 points with four PIM...led the team in scoring and co-led in assists...had three consecutive multi-point contests in Games 2-4 (2-6=8), Apr. 15-20...tied his playoff career high in points (3) in Game 2 and 4, and in assists (2) in



Games 2-4...his 98 points in the regular season ranked third in the NHL and were the most by a Duck since 1997-98...also co-led the league in GWG, ranked tied for fifth in PPG (14) and SHG (4), and his 22:18 avg. TOI ranked first among right wingers and second among all NHL forwards...his 28 goals on the road also led the NHL...led the league with 21 third-period goals and was tops with 23 third-period/OT goals...his 21 third-period goals were also the most in Ducks history and the most by any Western Conference player since 2005-06...25 of his goals tied the score or put the Ducks ahead (nine tied game, 16 put Ducks ahead/won game)...became the third player in club history to score 50 goals, the most by a Duck since Selanne in 1997-98 (52)...marked first time since 2007-08 that a Western Conference player scored 50-or-more (Iginla, 50)...over the last 20 games of the season, led the NHL in goals and points (19-12=31 with a +12), lifting the Ducks to a fourth-place place finish in the Western Conference...also led the NHL in goals (25) and points (47) following the All-Star break...became the first player since 1996-97 to record 50-or-more goals and 100+ PIM in a single season...in addition to his First Star of the Month recognition for March, also received NHL "Stars of the Week" honors on four occasions: First Star of the Week on Apr. 4, Second Star of the Week on Mar. 28 and Third Star of the Week on both Mar. 14 and Feb. 7...finished March with 15-6=21, becoming the fifth NHL player since Jan. 1997 to score 15 goals in a single month...also co-led the NHL in scoring (21 points) and ranked first in GWG (4)...his 15 goals accounted for the highest goal-scoring month by a Ducks player in club history...recorded a 10-game point streak from Mar. 19-Apr. 6 (14-8=22, +11)...within the 10-game streak, had a career-high five-game goal streak (7-2=9), Mar. 19-26...had three hat tricks on the season, matching the club record for most by one player in a single season...Dec. 12 vs. MIN, scored his first career hat trick as part of a career and franchise-tying five-point game (3-2=5)...marked the second time in club history a player had scored a hat trick on the PP, at EV and SH...Feb. 5 @ COL, had 3-0=3 points in a 3-0 shutout, becoming the first player in Ducks history to score all three of his team's goals in a win...also became the first player in team history to record a hat trick while scoring every goal in a shutout...was the fourth player to accomplish the feat in an NHL game over the last six seasons...




Apr. 6 vs. SJ, reached the 50-goal plateau on his third goal of the game as part of a four-point night (3-1=4)...his second goal served as the game-winner, establishing a franchise record for most GWG in a season (11)...his assist in the Apr. 6 contest marked the 200th of his career...scored a career-high four SHG on the season, establishing a club record...scored back-to-back OT goals (first two of his career), Mar. 19 @ LA and Mar. 20 vs. CGY, becoming the first Ducks player to record OT goals in back-to-back games...scored his first SHG of the season as part of a five-point night (3-2=5), Dec. 12 vs. MIN...his SHG was his first career penalty shot goal (second attempt)...appeared in his 400th career NHL contest, Dec. 10 vs. CGY...scored his 300th career point, Dec. 8 @ VAN...earned two assists for Team Staal in a 11-10 loss to Team Lidstrom at the 2011 NHL All-Star Game, Jan. 30 in Raleigh, NC...**2009-10:** Appeared in his fifth NHL season with Anaheim, scoring 27-49=76 points with 111 PIM...established a career high in assists...was the only player to appear in all 82 Anaheim contests in 2009-10...had an NHL season-best and club-record 19-game point streak (10-16=26) from Oct. 21-Dec. 1, the longest in over two years (PIT's Sidney Crosby had 11-19=30 points in 19 straight games from Oct. 6-Nov. 15, 2007)...also had a career-best 10-game assist (2-11=13) streak within the 19-game point streak from Nov. 13-Dec. 1, which equaled the franchise best set by Ryan Getzlaf earlier in the season and also was tied for the second-longest in the NHL in 2009-10 (also Getzlaf and TB's Martin St. Louis)...led the Ducks in points and shots (270), ranked second in assists and tied for second in goals...strung together a 15-game home point streak (7-14=21), Oct. 21-Dec. 6, falling two games shy of the club record...appeared in his 300th NHL contest, Nov. 5 vs. NSH...scored his 100th NHL goal, the first of a two-goal night, Nov. 3 vs. PIT...notched his 200th career NHL point (assist), Oct. 10 @ PHI...scored his first career SHG, Oct. 8 @ BOS...**2008-09:** Appeared in his fourth NHL season with Anaheim...appeared in all 13 postseason contests, collecting 8-6=14 points...had a playoff-high five-game point streak (4-3=7) from Apr. 23-May 3...scored the GWG in Game 5 of the CSF, May 12 vs. DET...set playoff career highs in goals and points (2-1=3) in Game 3 of the CSF, May 7 vs. DET...during the regular season, led the Ducks in goals, GWG (8) and shots (283) while ranking second in scoring and plus/minus, and third in assists and PPG (10)...among NHL leaders, finished tied for seventh in GWG...registered his 100th NHL assist, Mar. 27 vs. EDM...with Getzlaf and Selanne, was named a co-recipient of the NHL's First Star award for the week ending Nov. 2 (2-7=9 in four games)...set a career high for points and assists (1-4=5), Oct. 31 vs. VAN, tying a club record for points in a game (12th time)...**2007-08:** Was named a 2008 All-Star in his third NHL season...made his 2008 playoff debut in Game 4 of the CQF, Apr. 17 @ DAL after recovering from a right quadriceps injury...concluded the regular season establishing then-career highs in goals (29), points (54), GWG (4) and shots (200) and career highs in plus/minus (+12) and PPG (11)...among team leaders, ranked first in goals, second in points and tied for second in GWG...suffered a right quadriceps tendon laceration when he was cut by a skate blade, Mar. 6 @

COL...had surgery that night at a Denver hospital and missed the final 12 games of the regular season...the injury snapped his consecutive games played streak at a career-high 193 games, Jan. 9, 2006-Mar. 6, 2008...played in his 200th career NHL game, Feb. 15 vs. DAL...scored 16 seconds into the game, Jan. 4 vs. CHI, tying for the second-fastest in club history overall and the fastest ever at home...collected his 100th NHL point (assist), Dec. 29 @ CGY...represented the Western Conference at the 2008 All-Star Game, Jan. 27 @ ATL...**2006-07:** Won his first Stanley Cup championship in his second NHL season...appeared in all 21 of Anaheim's Stanley Cup Playoff contests, ranking fourth on the team in goals and tied for seventh in the NHL in points...finished tied for second in club history for most points in a single playoff season behind teammate Ryan Getzlaf...scored the final goal of the 2007 postseason, an unassisted tally at 17:00 in the third period of Game 5 of the SCF, June 6 vs. OTT...collected two assists (a career postseason high) in Game 2 of the WCF, May 13 @ DET...scored a goal (the first of his postseason career) in Game 5 of the CQF, Apr. 19 vs. MIN...was one of eight Ducks to play in all 82 regular season games...**2005-06:** In his first NHL season, earned 0-3=3 points in 11 postseason games...ranked tied for second among rookies in PPA (2) during the postseason...collected his first career playoff point in Game 3 of the CQF, Apr. 25 vs. CGY...made his NHL postseason debut in Game 1 of the CQF, Apr. 21 @ CGY...collected 2-1=3 points (tying a rookie club record for most goals in a game) and recorded his first multiple-point NHL game, Jan. 28 @ LA...collected an assist, tying the Anaheim rookie record with eight shots on goal, Oct. 14 vs. CBJ...scored his first career NHL goal, Oct. 10 vs. EDM...recorded his first career NHL point in his NHL debut, Oct. 5 @ CHI...**Miscellaneous:** Has won gold with Team Canada at the 2014 and 2010 Olympic Winter Games...earned one assist and a +4 rating in six games at Sochi in 2014...in his first career Olympic appearance in 2010, notched 4-1=5 points with a +3 rating in seven contests...ranked tied for second among 2010 tournament leaders in goals and scored Canada's second marker in the gold-medal game...represented Canada at the 2012 IIHF World Championship in Helsinki, scoring 3-4=7 points with a +7 rating in eight games...also won gold at the 2005 IIHF World Junior Championship, playing on the top line with Sidney Crosby and Patrice Bergeron...in 13 career games with Team Canada, has scored 6-6=12 points...in 253 career OHL contests, earned 140-240=380 points, averaging 1.5 points-per-game.

PERSONAL:

He and his wife, Blakeny, were married this past summer...resides in Newport Coast during the season...spent the summer honeymooning on a safari in Africa for two weeks, then visited family and friends in Ontario...lists steak, sushi and his wife's lasagna as his favorite foods...named "The Dark Knight," "The Town" and "Draft Day" as his favorite movies.



RICKARD RAKELL

67

SHOOTS: Right **HEIGHT:** 6-2 **WEIGHT:** 201 **AGE:** 22; turns 23 on May 5, 2016
BORN: May 5, 1993; Sundbyberg, Sweden
DRAFTED: By Anaheim in the first round (30th overall) of the 2011 NHL Draft
2014-15 REAL TIME STATISTICS

TOI/GM: 12:34 **SHFT/GM:** 16.1 **FO% (FW/FL):** 46.6 (310/355)

2014-15:

Appeared in his third season with Anaheim, scoring 9-22=31 points with a +6 rating and 10 PIM in 71 games...set career bests in goals, assists, points, plus/minus, shots (105) and appearances...ranked tied for ninth among NHL rookies in assists and eighth in power-play points (2-7=9)...scored his first career GWG in a 3-1 Anaheim win on Mar. 4 vs. MTL...also collected his two career PPG on Jan. 11 vs. WPG and Jan. 30 vs. CHI...tied a franchise single-game rookie record for points (2-2=4) in a 5-4 win on Jan. 11 vs. WPG...matched a club record originally established by Stanislav Chistov on Oct. 10, 2002 @ STL and tied by Ryan Getzlaf on Mar. 24, 2006 vs. NSH...logged a regular-season career-best 17:45 TOI in a 4-3 shootout win, Feb. 23 vs. DET...posted a career-high point/assist streak of three games (0-3=3), Feb. 18-21...scored his first career regular-season goal in a 3-2 overtime win, Dec. 22 vs. SJ...also played two games with Norfolk (AHL) from Dec. 2-5, earning 1-3=4 points with a +3 rating...**PLAYOFFS:** Appeared in all 16 of Anaheim's postseason games, scoring one goal (1-0=1) with two PIM...logged a career-high 19:16 TOI in Game 2 of the WFC, May 19 vs. CHI...became the youngest player in franchise history to score a playoff OT goal at 21 years and 350 days, clinching Anaheim's 5-4 win at 5:12 of OT in Game 3 of the First Round on Apr. 20 @ WPG.

CAREER:

Signed a three-year entry-level contract with Anaheim, July 2, 2012...**2013-14:** Made his Stanley Cup Playoff debut with the Ducks, scoring 1-1=2 points in four postseason games...scored his first career NHL goal (Lehtonen) in Game 5 of the First Round on Apr. 25 vs. DAL...earned his first career postseason assist in Game 6 of the First Round on Apr. 27 @ DAL...made his postseason debut in Game 4 of the First Round, Apr. 23 @ DAL...appeared in 18 regular-season games with Anaheim, recording 0-4=4 points with two PIM...posted his first career point streak (two games, 0-2=2) from Apr. 4-6...his second career assist came on Matt Beleskey's GWG in a 5-1 victory, Mar. 29 @ VAN...recorded his first career NHL point with an assist on Andrew Cogliano's third-period goal in a 6-2 win, Nov. 8 vs. BUF...made his NHL season debut on Nov. 4 @ NYR, logging 14:02 TOI...began the season with Norfolk, scoring 14-23=37 points with a +7 rating and 12 PIM in 46 games...at the time of his final recall on Mar. 20, ranked third on Norfolk in points (37), second in assists (23) and PPG (8), and tied for third in goals (14)...posted an AHL season-high nine-game point streak (3-9=12), Dec. 19-Jan. 10...**2012-13:** Made his NHL debut with Anaheim in 2012-13, going scoreless while averaging 8:57 TOI...was a member of Anaheim's

NHL HIGHLIGHTS

NHL Career Hat Tricks:

None

NHL Career Multiple-Point Games:

4 (1 multiple-goal, 2 multiple-assist)

NHL Career OT Goals:

None

NHL Career Highs:

Goals: 2, Jan. 11, 2015 vs. WPG

Assists: 2, two times (last: Feb. 5, 2015 @ NSH)

Points: 4, Jan. 11, 2015 vs. WPG (2-2=4)

PIM: 2, six times (last: Apr. 1, 2015 vs. EDM)

TOI: 17:45, Feb. 23, 2015 vs. DET

Shots: 5, two times (last: Mar. 20, 2015 vs. COL)

Plus/Minus: +2, three times (last: Mar. 20, 2015 vs. COL)

Goal Streak: None

Assist Streak: Three games, Feb. 18-21, 2015 (0-3=3)

Point Streak: Three games, two times (last: Feb. 18-21, 2015; 0-3=3)

Penalty Shots: None

First NHL Game:

In a 7-3 ANA win, Jan. 19, 2013 @ VAN

First NHL Point:

An assist in a 6-2 ANA win, Nov. 8, 2013 vs. BUF

First NHL Goal:

A goal (Neimi) in a 3-2 ANA win, Dec. 22, 2014 vs. SJ

Milestones Within Reach:

7 appearances to 100 NHL games

RAKELL VS. THE NHL

Team	GP	G	A	Pts.	PIM
Anaheim	-	-	-	-	-
Arizona	6	0	0	0	0
Boston	1	0	0	0	0
Buffalo	2	0	1	1	0
Calgary	6	0	1	1	0
Carolina	3	0	0	0	0
Chicago	3	1	0	1	0
Colorado	3	2	1	3	0
Columbus	2	0	1	1	2
Dallas	2	0	0	0	0
Detroit	1	0	0	0	0
Edmonton	7	0	3	3	6
Florida	3	0	1	1	0
Los Angeles	6	0	2	2	0
Minnesota	1	0	0	0	0
Montreal	2	1	1	2	0
Nashville	5	0	3	3	0
New Jersey	2	0	1	1	0
NY Islanders	2	1	1	2	0
NY Rangers	3	0	0	0	0
Ottawa	2	0	0	0	0
Philadelphia	1	0	0	0	0
Pittsburgh	3	0	1	1	0
San Jose	6	1	1	2	0
St. Louis	3	0	1	1	2
Tampa Bay	3	0	1	1	2
Toronto	3	0	0	0	0
Vancouver	7	1	2	3	0
Washington	2	0	0	0	0
Winnipeg	3	2	4	6	0
NHL Totals	93	9	26	35	12




season-opening roster and debuted on Jan. 19 @ VAN, logging 9:49 TOI...made three additional appearances with the Ducks before being reassigned to Plymouth (OHL) on Feb. 13...scored 21-23=44 points with a career-high +19 rating in 40 games with Plymouth...ranked fourth among team leaders in points-per-game (1.10) and second in SHG (2)...was named OHL Player of the Week for the period ending Feb. 24, scoring 6-3=9 points with a +6 rating in four games...scored his second career OHL hat trick in a 9-1 win, Feb. 22 vs. Windsor...added 6-9=15 points in 15 OHL Playoff games, ranking fourth on the Whalers in playoff assists and fifth in playoff scoring...following Plymouth's season, was recalled by Anaheim on Apr. 28 but did not appear in the Stanley Cup Playoffs...**2011-12:** Appeared in his second season with Plymouth in 2011-12, scoring 28-34=62 points with a +9 rating and 12 PIM in 60 games...finished second among team leaders in points-per-game (1.03), fourth in goals, PPG (8) and assists, and tied for fourth in scoring...recorded a career-high 13-game scoring streak from Nov. 5-Dec. 3, earning 10-11=21 points...also appeared in 13 OHL Playoff games, scoring 2-10=12 points...led Plymouth in playoff assists and ranked third in scoring...**2010-11:** Made his OHL debut with Plymouth in 2010-11, collecting 20-25=45 points with a +14 rating and 12 PIM in 49 games...led the team with 10 PPG, ranked third in points-per game (.92), and tied for fifth in goals and plus/minus...finished 11th among OHL rookies in scoring...netted his first career OHL hat trick on Jan. 15 vs. Sarnia, leading Plymouth


to an 8-2 victory...**Miscellaneous:** Represented Sweden at three consecutive World Junior Championships, winning gold in 2012 and silver in 2013...ranked fourth among 2013 tournament leaders in assists (0-6=6), while also leading Sweden in assists and co-leading in scoring...in 2012, scored 2-3=5 points in six games...was the youngest player to represent Sweden at the 2011 tournament, recording 0-3=3 points in five games...in 2009-10, split time with Stockholm's AIK U-18 and U-20 teams, recording 28-17=45 points with 20 PIM...added 3-2=5 points in five playoff games.

PERSONAL:

Grew up in Stockholm, Sweden, where he spent his past summer...grew up admiring Peter Forsberg... favorite moment of his hockey career was winning the gold medal at the 2012 World Junior Championship with Team Sweden...enjoys watching "Hard Knocks" on TV...loves playing ping pong...Twitter: @RickyRakell193... Instagram: @RickardRakell.



Season	Team	League	REGULAR SEASON							PLAYOFFS				
			GP	G	A	Pts.	PIM	+/-		GP	G	A	Pts.	PIM
2010-11	Plymouth	OHL	49	20	25	45	12	+14		1	0	0	0	0
2011-12	Plymouth	OHL	60	28	34	62	12	+9		13	2	10	12	0
2012-13	Plymouth	OHL	40	21	23	44	12	+19		15	6	9	15	10
	ANAHEIM	NHL	4	0	0	0	0	-2		-	-	-	-	-
2013-14	Norfolk	AHL	46	14	23	37	12	+7		1	0	1	1	0
	ANAHEIM	NHL	18	0	4	4	2	-3		4	1	1	2	0
2014-15	ANAHEIM	NHL	71	9	22	31	10	+6		16	1	0	1	2
	Norfolk	AHL	2	1	3	4	0	+3		-	-	-	-	-
NHL Totals			93	9	26	35	12	+1		20	2	1	3	2
AHL Totals			48	15	26	41	12	+10		1	0	1	1	0



MIKE SANTORELLI

25

SHOOTS: Right **HEIGHT:** 6-0 **WEIGHT:** 189 **AGE:** 29; turns 30 on December 14, 2015
BORN: December 14, 1985; Vancouver, British Columbia
ACQUIRED: Signed as a free agent, August 17, 2015
DRAFTED: By Nashville in the sixth round (178th overall) of the 2004 NHL Draft
2014-15 REAL TIME STATISTICS

TOI/GM: 14:23 SHFT/GM: 18.5 FO% (FW/FL): 46.2 (86/100)

2014-15:

Split his seventh NHL season with Toronto and Nashville, earning 12-21=33 points with 14 PIM in 79 games...tied a career high in assists while his 12 goals and 33 points were the second highest totals of his career...scored on four of seven shootout attempts (57.1%)...began the season with Toronto prior to being acquired by Nashville on Feb. 15...skated in his 300th career NHL game on Jan. 12 @ LA...posted a career-best five-game assist streak (1-8=9) from Nov. 22-Dec. 4...had a career-high three assists (0-3=3) on Dec. 2 vs DAL, which also matched his career best in points...earned his 100th career NHL point (assist) in a 6-2 victory, Nov. 29 vs. WSH...recorded his second career SHG and fifth career GWG to lead Toronto to a 5-3 win, Nov. 9 @ OTT...**PLAYOFFS:** Made his debut in the Stanley Cup Playoffs, scoring one goal in four games during the First Round vs. CHI...scored Nashville's sixth goal in his postseason debut, a 6-2 win in Game 2 of the First Round on Apr. 17 vs. CHI.

CAREER:

Signed a one-year contract with Anaheim through the 2015-16 NHL season, Aug. 17, 2015...acquired by Nashville from Toronto with Cody Franson in exchange for Olli Jokinen, Brendan Leipsic and a first-round selection in the 2015 NHL Draft, Feb. 15, 2015...signed a one-year contract with Toronto through the

2014-15 NHL season, July 3, 2014...signed a one-year contract with Vancouver through the 2013-14 NHL season, July 6, 2013...was claimed on waivers by Winnipeg from Florida, Apr. 3, 2013...was acquired by Florida from Nashville in exchange for a fourth-round selection in the 2011 NHL Draft, Aug. 5, 2011...**2013-14:** Appeared in his sixth NHL season, his first with Vancouver...collected 10-18=28 points with a career-high +9 rating with six PIM in 49 games...also earned a personal-best three GWG...won 51.3% of faceoffs (215-of-419)...scored his first two OT goals in consecutive games on Oct. 6 @ CGY and Oct. 8 vs. NJ...tied a career high with two goals in the Oct. 6 win @ CGY...finished with a career-high three-game goal streak (4-0=4) from Oct. 6-10...also scored twice and added an assist for a career-high three points, which led the Canucks to a 3-1 win on Dec. 8 vs. COL...logged a career-high 24:12 TOI in a 3-2 victory, Dec. 20 @ CHI...was sidelined for the final 33 games of the season due to a shoulder injury suffered in January...**2012-13:** Split his fifth NHL season with Florida and Winnipeg...registered 2-2=4 points with two PIM in 34 games...won 59.6% faceoff attempts (56-of-94) and scored on two of three shootout attempts (66.7%)...began the season with the Panthers before being claimed on waivers by the Jets on Apr. 3...also had a seven-game stint with San Antonio (AHL), scoring 2-3=5 points with a

NHL HIGHLIGHTS

NHL Career Hat Tricks:

None

NHL Career Multiple-Point Games:

19 (4 multiple-goal, 7 multiple-assist)

NHL Career OT Goals:

2 (last: Oct. 8, 2013 w/VAN vs. NJ)

NHL Career Highs:

Goals: 2, four times (last: Dec. 8, 2013 w/VAN vs. COL)

Assists: 3, Dec. 2, 2014 w/TOR vs. DAL

Points: 3, two times (last: Dec. 2, 2014 w/TOR vs. DAL; 0-3=3)

PIM: 4, three times (last: Feb. 22, 2015 w/NSH @ BUF)

TOI: 24:12, Dec. 20, 2013 w/VAN @ CHI

Shots: 7, Nov. 20, 2010 w/FLA @ NYI

Plus/Minus: +3, five times (last: Dec. 2, 2014 w/TOR vs. DAL)

Goal Streak: Three games, Oct. 6-10, 2013 (4-0=4)

Assist Streak: Five games, Nov. 22-Dec. 4, 2014 (1-8=9)

Point Streak: Seven games, Jan. 7-19, 2011 (2-5=7)

Penalty Shots: None

First NHL Game:

In a 5-3 NSH win, Jan. 8, 2009 vs. PIT

First NHL Point:

A goal in a 4-3 NSH win, Oct. 28, 2009 @ MIN

First NHL Goal:

A goal (Backstrom) in a 4-3 NSH win, Oct. 28, 2009 @ MIN

Milestones Achieved:

300th NHL game, Jan. 12, 2015 w/TOR @ LA

100th NHL point, Nov. 29, 2014 w/TOR vs. WSH

Milestones Within Reach:

64 appearances to 400 NHL games

SANTORELLI VS. THE NHL

Team	GP	G	A	Pts.	PIM
Anaheim	10	1	1	2	4
Arizona	8	0	1	1	2
Boston	13	1	3	4	2
Buffalo	16	0	3	3	6
Calgary	8	4	1	5	2
Carolina	20	1	3	4	6
Chicago	10	0	0	0	2
Colorado	8	2	2	4	0
Columbus	9	0	3	3	2
Dallas	10	1	6	7	4
Detroit	9	1	2	3	0
Edmonton	5	1	1	2	0
Florida	4	0	1	1	2
Los Angeles	11	2	1	3	2
Minnesota	9	2	2	4	0
Montreal	16	0	2	2	2
Nashville	6	2	3	5	0
New Jersey	17	3	3	6	6
NY Islanders	12	4	4	8	0
NY Rangers	13	2	4	6	4
Ottawa	13	3	2	5	4
Philadelphia	14	2	1	3	6
Pittsburgh	14	0	2	2	4
San Jose	10	4	1	5	0
St. Louis	6	2	2	4	0
Tampa Bay	17	5	5	10	2
Toronto	11	3	1	4	2
Vancouver	4	0	1	1	0
Washington	16	5	2	7	6
Winnipeg	17	4	2	6	0
NHL Totals	336	55	65	120	70



+2 rating...**2011-12:** Appeared in his fourth NHL season, his second with Florida...recorded 9-2=11 points with 18 PIM in 60 games...was successful in one of three shootout attempts (33.3%)...earned his second career multi-goal game (2-0=2), Feb. 28 @ TOR...scored his second career GWG in a 3-1 win, Feb. 9 vs. LA...missed the first seven games of the season due to a shoulder injury...**2010-11:** Appeared in his third NHL season, his first with Florida...set career highs in points (20-21=41), goals, PPG (5), assists, shots on net (193) and games (82)...among team leaders, ranked second in scoring and third in goals...won 518-of-1032 faceoff attempts (50.2%)...earned his first career multi-assist contest (0-2=2) in a 4-3 OT victory on Mar. 12 vs. TB...appeared in his 100th career NHL game, Mar. 10 vs. OTT...added his first career SHG in a 4-3 Florida OT victory, Feb. 4 @ NJ...had points in a career-high seven straight games (2-5=7), Jan. 7-19...picked up his first career multi-goal/point game (2-0=2) on a career-high seven shots on goal to lead Florida to a 4-1 win on Nov. 20 @ NYI...posted his first career GWG in a 2-1 win on Nov. 12 vs. MIN...**2009-10:** Appeared in his second NHL season with Nashville...registered 2-1=3 points with eight PIM in 25 games and went 3-for-3 in shootout attempts...collected his first career NHL assist in a 4-2 win on Oct. 31 vs. DAL...scored his first career NHL point (goal vs. Backstrom) in a 4-3 Nashville victory, Oct. 28 @ MIN...spent the remainder of the season with Milwaukee (AHL), earning 26-33=59 points with

a +17 rating and 20 PIM in 57 games...also made his third consecutive trip to the Calder Cup Playoffs, recording 3-4=7 points in seven games...**2008-09:** Appeared in his first NHL season with Nashville, going scoreless with two PIM in seven games...made his NHL debut in a 5-3 Nashville win on Jan. 8 vs. PIT...played the majority of the season with Milwaukee, scoring 27-43=70 points with 36 PIM in 70 games...was named the AHL Player of the Month for December after scoring 8-15=23 points in 14 games...was a member of the Canadian AHL All-Stars at the 2009 AHL All-Star Classic...added 6-5=11 points with six PIM in 11 Calder Cup Playoff games with Milwaukee...**Miscellaneous:** Played three seasons with Northern Michigan (CCHA) from 2004-07, scoring 61-59=110 points with 74 PIM in 121 games...was a member of the CCHA All-Rookie Team in 2005, and CCHA First All-Star Team and NCAA West Second All-American Team in 2007.

PERSONAL:

Grew up in Burnaby, British Columbia...says his favorite NHL players growing up were Joe Sakic and Pavel Bure...calls his first NHL game his favorite moment of his hockey career so far...enjoys watching "Suits," and "Sons of Anarchy" on TV...listens to Luke Bryan and Kenny Chesney...spent most of his summer in Vancouver.



-25-

REGULAR SEASON									PLAYOFFS					
Season	Team	League	GP	G	A	Pts.	PIM	+/-	GP	G	A	Pts.	PIM	
2003-04	Vernon	BCHL	60	43	53	96	26	-	5	0	2	2	0	
2004-05	Northern Michigan	CCHA	40	16	14	30	22	-	-	-	-	-	-	
2005-06	Northern Michigan	CCHA	40	15	18	33	24	-	-	-	-	-	-	
2006-07	Northern Michigan	CCHA	41	30	17	47	28	-	-	-	-	-	-	
2007-08	Milwaukee	AHL	80	21	21	42	60	+2	6	0	0	0	2	
2008-09	Milwaukee	AHL	70	27	43	70	36	-1	11	6	5	11	6	
	NASHVILLE	NHL	7	0	0	0	2	-5	-	-	-	-	-	
2009-10	NASHVILLE	NHL	25	2	1	3	8	-8	-	-	-	-	-	
	Milwaukee	AHL	57	26	33	59	20	+17	7	3	4	7	2	
2010-11	FLORIDA	NHL	82	20	21	41	20	-17	-	-	-	-	-	
2011-12	FLORIDA	NHL	60	9	2	11	18	-10	-	-	-	-	-	
2012-13	Tingsryds AIF	Sweden-2	4	0	1	1	0	0	-	-	-	-	-	
	FLORIDA	NHL	24	2	1	3	2	-7	-	-	-	-	-	
	San Antonio	AHL	7	2	3	5	0	+2	-	-	-	-	-	
	WINNIPEG	NHL	10	0	1	1	0	-5	-	-	-	-	-	
2013-14	VANCOUVER	NHL	49	10	18	28	6	+9	-	-	-	-	-	
2014-15	TORONTO	NHL	57	11	18	29	8	+7	-	-	-	-	-	
	NASHVILLE	NHL	22	1	3	4	6	-7	4	1	0	1	0	
NHL Totals			336	55	65	120	70	-43	4	1	0	1	0	



SHOOTS: Left **HEIGHT:** 6-1 **WEIGHT:** 190 **AGE:** 23; turns 24 on June 10, 2016
BORN: June 10, 1992; Kladno, Czech Republic
ACQUIRED: From Montreal in exchange for Devante Smith-Pelly, February 24, 2015
DRAFTED: Not drafted

2014-15 REAL TIME STATISTICS

TOI/GM: 13:34 SHFT/GM: 18.3 FO% (FW/FL): 0.0 (0/2)

2014-15:

Split his NHL rookie season with Anaheim and Montreal, combining for 9-14=23 points with an even plus/minus rating and 22 PIM in 69 games...recorded four multi-point games and two PPG...was acquired by the Ducks on Feb. 24 and went on to score 2-5=7 points with a +2 rating and four PIM in 19 games...scored his first goal as a Duck in a 3-2 OT win, Mar. 20 vs. COL...made his Anaheim debut on Feb. 25 vs. OTT and collected his first point (assist) as a Duck on Feb. 27 vs. LA...appeared in 50 games for Montreal, posting 7-9=16 points with 18 PIM...scored a career-high two goals to help the Canadiens to a 6-2 victory, Dec. 12 vs. LA...his two-goal game capped a career-tying three-game point streak (2-2=4) from Dec. 6-12...earned a +1 rating in a career-best 18:47 TOI, Nov. 29 vs. BUF...posted his first three-game scoring streak (2-2=4) from Nov. 8-13...concluded the streak by scoring his first career PPG in a 5-1 victory, Nov. 13 vs. BOS...made his NHL debut on Oct. 8 @ TOR and scored his first NHL point (goal) on

Oct. 16 vs. BOS...**PLAYOFFS:** Made his Stanley Cup Playoff debut with Anaheim, going scoreless with two PIM in seven games...logged a postseason-high 17:53 TOI in Game 2 of the WCF, May 19 vs. CHI...made his NHL playoff debut in Game 1 of the WCF on May 17 vs. CHI.

CAREER:

Signed a two-year entry-level contract with Montreal, July 1, 2014...**2013-14:** Appeared in his second season with Lev Praha (KHL), scoring 11-17=28 points with 18 PIM in 47 games...added 1-7=8 points with 24 PIM in 21 KHL playoff games...**2012-13:** Made his Czech league debut with Sparta, collecting 4-6=10 points with eight PIM in 21 games...also appeared in 26 games with Lev Praha, compiling one assist with eight PIM...**2011-12:** Made his KHL debut with Lev Poprad, earning 2-8=10 points with four PIM in 36 games...**Miscellaneous:** Represented the Czech Republic at the 2014 IIHF World Championship, scoring two goals (2-0=2) with four PIM in 10 tournament

NHL HIGHLIGHTS

NHL Career Hat Tricks:

None

NHL Career Multiple-Point Games:

4 (1 multiple-goal, 0 multiple-assist)

NHL Career OT Goals:

None

NHL Career Highs:

Goals: 2, Dec. 12, 2015 w/MTL vs. LA

Assists: 1, 14 times (last: Apr. 3, 2015 vs. COL)

Points: 2, four times (last: Apr. 3, 2015 vs. COL; 1-1=2)

PIM: 2, 11 times (last: Mar. 1, 2015 @ DAL)

TOI: 18:47, Nov. 29, 2015 w/MTL vs. BUF

Shots: 4, four times (last: Mar. 22, 2015 @ NYR)

Plus/Minus: +2, four times (last: Mar. 20, 2015 vs. COL)

Goal Streak: None

Assist Streak: Two games, three times (last: Feb. 27-Mar 1, 2015; 0-2=2)

Point Streak: Three games, two times (last: Dec. 6-12, 2015; 2-2=4)

Penalty Shots: None

First NHL Game:

In a 4-3 MTL win, Oct. 8, 2014 @ TOR

First NHL Point:

A goal in a 6-4 MTL win, Oct. 16, 2014 vs. BOS

First NHL Goal:

A goal (Risk) in a 6-4 MTL win, Oct. 16, 2014 vs. BOS

Milestones Within Reach:

31 appearances to 100 NHL games

SEKAC VS. THE NHL

Team	GP	G	A	Pts.	PIM
Anaheim	1	0	0	0	0
Arizona	2	0	1	1	0
Boston	5	2	0	2	2
Buffalo	4	0	1	1	2
Calgary	1	0	0	0	0
Carolina	2	1	0	1	2
Chicago	1	0	0	0	0
Colorado	4	3	2	5	0
Columbus	3	0	0	0	0
Dallas	4	0	2	2	4
Detroit	1	0	0	0	0
Edmonton	2	0	0	0	0
Florida	2	0	0	0	0
Los Angeles	2	2	1	3	2
Minnesota	3	1	1	2	2
Montreal	1	0	1	1	0
Nashville	2	0	0	0	0
New Jersey	3	0	0	0	0
NY Islanders	3	0	0	0	2
NY Rangers	3	0	0	0	0
Ottawa	4	0	1	1	2
Philadelphia	3	0	0	0	0
Pittsburgh	4	0	1	1	0
San Jose	-	-	-	-	-
St. Louis	1	0	1	1	0
Tampa Bay	2	0	0	0	2
Toronto	1	0	0	0	0
Vancouver	2	0	1	1	0
Washington	2	0	0	0	0
Winnipeg	1	0	1	1	2
NHL Totals	69	9	14	23	22




games...also appeared in six games at 2012 IIHF World Junior Championship, earning three assists (0-3=3) with a +1 rating and two PIM...played two seasons with Youngstown (USHL) from 2009-11, combining for 20-36=56 points with 62 PIM in 96 games.


PERSONAL:

Grew up in Mariánské Lázně, Czech Republic...listed Pavel Bure as his favorite NHL player while growing up...says his favorite moment of his hockey career was his first NHL goal...enjoys watching "How I Met Your Mother" on TV...favorite place to eat in Orange County is Milan's Grill,

a Czech restaurant...spent his summer vacationing in Turkey and Croatia and at the summer house with his family...Twitter: @Sekajliri / Instagram: @Seky10.



Season	Team	League	REGULAR SEASON							PLAYOFFS				
			GP	G	A	Pts.	PIM	+/-		GP	G	A	Pts.	PIM
2009-10	Peterborough	OHL	8	0	0	0	0	-3		-	-	-	-	-
	Youngstown	USHL	38	2	9	11	35	-14		-	-	-	-	-
2010-11	Youngstown	USHL	58	18	27	45	27	+5		-	-	-	-	-
2011-12	Poprad Jr.	Russia Jr.	6	8	2	10	22	-		-	-	-	-	-
	Lev Poprad	KHL	36	2	8	10	4	-		-	-	-	-	-
2012-13	Sparta	Czech	21	4	6	10	8	-		-	-	-	-	-
	Lev Praha	KHL	26	0	1	1	8	-		3	0	0	0	0
2013-14	Lev Praha	KHL	47	11	17	28	18	-		21	1	7	8	24
2014-15	MONTREAL	NHL	50	7	9	16	18	-2		-	-	-	-	-
	ANAHEIM	NHL	19	2	5	7	4	+2		7	0	0	0	2
NHL Totals			69	9	14	23	22	0		7	0	0	0	2



JAKOB SILFVERBERG

33

SHOOTS: Right **HEIGHT:** 6-2 **WEIGHT:** 196 **AGE:** 24; turns 25 on October 13, 2015
BORN: October 13, 1990; Gavle, Sweden
ACQUIRED: From Ottawa with Stefan Noesen and a first-round selection in the 2014 NHL Draft in exchange for Bobby Ryan, July 5, 2013
DRAFTED: By Ottawa in the second round (39th overall) of the 2009 NHL Draft
2014-15 REAL TIME STATISTICS

TOI/GM: 15:39 SHFT/GM: 21.2 FO% (FW/FL): 46.0 (23/27)

2014-15:

Appeared in his third NHL season, his second with Anaheim...recorded 13-26=39 points with a +15 rating in 81 games...set career highs in most offensive categories, including goals, assists, points, plus/minus and shots on net (189)...also scored two PPG, one SHG and two GWG...ranked tied for second on the team in appearances and third in takeaways (41)...led the league with nine shootout goals (9-for-13) and shootout percentage (69.2%, min. five attempts)...only four NHL players scored more than nine shootout goals in a single season since 2005-06...set a single-game career high in assists (3) and matched a career best in points (0-3=3), helping Anaheim to a 5-1 win Apr. 1 vs. EDM...set a single-season career high with his 11th goal of the season, Mar. 13 @ MIN...logged a career-best 23:20 TOI, Feb. 23 vs. DET...posted his fourth career multi-goal game (2-0=2), including his fourth career SHG, to lead the Ducks to a 5-2 win on Feb. 5 @ NSH...established a single-season career high in assists (14), Feb. 3 vs. CAR...appeared in his 100th game as a Duck in a 4-0 victory on Jan. 27 @ VAN...posted a career-high two-game goal streak from Dec. 1-3 and a career-best four-game point streak from Dec. 1-7...earned his first career multi-assist game (0-2=2) in a 5-1 win, Oct. 13 @ BUF...missed one game with the flu, Feb. 10 @ FLA...**PLAYOFFS:** Scored 4-14=18 points with a +6 rating in 16 games, ranking third among playoff leaders in assists and tied for seventh in scoring...his 1.13 points-per-game average in the playoffs ranked tied for second in the NHL with Corey Perry...co-led the Ducks with six multi-point games...recorded a career-high 32:18 TOI in Game 2 of the WCF, May 19 vs. CHI...matched a franchise playoff record with

three consecutive multi-point games (2-4=6), May 8-May 17...set post-season career highs in assists and points (1-2=3) in Game 3 of the First Round, Apr. 20 @ WPG...scored the game-winner with 21 seconds remaining in Game 2 of the First Round on Apr. 18 vs. WPG, establishing a franchise playoff record for the latest go-ahead goal...the tally marked the latest tie-breaking goal in regulation in the previous 287 Stanley Cup Playoff games (VAN's Raffi Torres, 19:41 of the third period in Game 1 of the SCF, June 1, 2011 vs. BOS).

CAREER:

Among active skaters, entered the 2015-16 season ranked first in shootout efficiency (min. 15 attempts) with a 60.9% career conversion rate (14-of-23)...signed a four-year contract with Anaheim through the 2018-19 NHL season, Aug. 7, 2015...signed a three-year entry-level contract with Ottawa, May 30, 2011...**2013-14:** Appeared in his second NHL season, his first with Anaheim...made his third consecutive trip to the Stanley Cup Playoffs, scoring two goals with four PIM in all 13 games vs. DAL and LA...collected his first playoff goal as a Duck in Game 5 of the first round, Apr. 25 vs. DAL...played 52 regular-season contests, collecting 10-13=23 points with a +2 rating and 12 PIM...scored a career-high two SHG, including Apr. 9 vs. SJ and Mar. 23 vs. FLA...appeared in his 100th career NHL game in his regular-season finale, Apr. 13 vs. COL...posted a career-tying three-game assist streak (0-3=3), Dec. 31-Jan. 5...became the third player in club history to score four goals in his first four games as a Duck (4-1=5), Oct. 2-10...his four-game point

NHL HIGHLIGHTS

NHL Career Hat Tricks:

None

NHL Career Multiple-Point Games:

11 (4 multiple-goal, 3 multiple-assist)

NHL Career OT Goals:

None

NHL Career Highs:

Goals: 2, four times (last: Feb. 5, 2015 @ NSH)

Assists: 3, Apr. 1, 2015 vs. EDM

Points: 3, two times (last: Apr. 1, 2015 vs. EDM; 0-3=3)

PIM: 4, Jan. 17, 2015 @ LA

TOI: 23:20, Feb. 23, 2015 vs. DET

Shots: 8, Feb. 21, 2013 w/OTT vs. NYR

Plus/Minus: +3, four times (last: Mar. 3, 2015 @ ARI)

Goal Streak: Two games, three times (last: Dec. 5-7, 2014 (2-0=2))

Assist Streak: Three games, two times (last: Dec. 31, 2013-Jan. 5, 2014; 0-3=3)

Point Streak: Four games, two times (last: Dec. 1-7, 2014 (2-2=4))

Penalty Shots: None

First NHL Game:

In a 4-1 OTT win, Jan. 19, 2013 @ WPG

First NHL Point:

A goal in a 4-0 OTT win, Jan. 21, 2013 vs. FLA

First NHL Goal:

A goal (Theodore) in a 4-0 OTT win, Jan. 21, 2013 vs. FLA

Milestones Achieved:

100th NHL game, Apr. 13, 2014 vs. COL

Milestones Within Reach:

19 points to 200 NHL points

19 games to 200 NHL games

38 points to 100 points as a Duck

67 games to 100 games as a Duck

SILFVERBERG VS. THE NHL

Team	GP	G	A	Pts.	PIM
Anaheim	-	-	-	-	-
Arizona	8	2	4	6	4
Boston	8	0	2	2	0
Buffalo	6	0	4	4	0
Calgary	8	1	4	5	6
Carolina	6	1	2	3	2
Chicago	4	0	0	0	0
Colorado	6	1	2	3	0
Columbus	3	0	0	0	0
Dallas	5	0	0	0	0
Detroit	4	1	1	2	2
Edmonton	8	1	5	6	0
Florida	5	2	1	3	2
Los Angeles	8	2	2	4	4
Minnesota	5	3	1	4	0
Montreal	8	1	1	2	2
Nashville	4	2	1	3	2
New Jersey	6	2	1	3	0
NY Islanders	6	1	1	2	4
NY Rangers	6	4	1	5	6
Ottawa	4	0	0	0	2
Philadelphia	5	0	1	1	2
Pittsburgh	6	0	1	1	2
San Jose	9	1	2	3	2
St. Louis	4	0	1	1	0
Tampa Bay	5	1	1	2	0
Toronto	9	1	1	2	2
Vancouver	9	1	3	4	2
Washington	7	1	2	3	0
Winnipeg	9	4	3	7	2
NHL Totals	181	33	48	81	48




streak represented a career best...posted his second career multi-goal game (2-0=2), Oct. 10 vs. NYR...scored a goal in his Anaheim debut, Oct. 2 @ COL...missed 24 games with an upper-body injury, Oct. 27-Dec. 15. **2012-13:** Appeared in his first NHL season with Ottawa...made his second career appearance in Stanley Cup Playoffs, collecting 2-2=4 points in 10 games against Montreal and Pittsburgh...earned his first career playoff points (1-1=2) in Game 1 of the CQF, May 2 @ MTL...scored his second career Stanley Cup Playoff goal in Game 3 of the CQF, May 5 vs. MTL...helped set a franchise playoff record for fastest two Ottawa goals scored at eight seconds (Kyle Turris scored the first) in the Game 3 win over MTL...appeared in 48 regular-season games, scoring 10-9=19 points with a +9 rating...was one of six Ottawa players to play the entire season and one of two skaters to record a SHG...also led the team in shots (134) and shootout goals (4-of-7), and co-led in plus/minus...paced Ottawa rookies and tied for fifth among NHL freshmen in goals...earned his first career NHL assist, Feb. 7 vs. CAR...collected his first goal and point of his career (Theodore) in a 4-0 victory, Jan. 21 vs. FLA...recorded a +1 rating and 14:02 TOI in his NHL regular season debut, a 4-1 win on Jan. 19 @ WPG...began the season with Binghamton (AHL), scoring 13-16=29 points with a +4 rating in 34 games...earned his first professional point (goal) in his AHL debut, Oct. 13 vs. Wilkes-Barre/Scranton...**2011-12:** Appeared in two Stanley Cup Playoff games with Ottawa, going scoreless in two CQF games against NYR...made his NHL debut in Game 6 of the CQF, Apr. 23 vs. NYR...also appeared in Game 7 on Apr. 26 @ NYR...had a historic season with Brynas of the Swedish Elite League, winning MVP for both the regular season and playoffs...set a Swedish Elite League playoff record with 13 playoff goals to help lead Brynas won the league championship...also

scored 24-30=54 points in 49 regular-season games, ranking second in the league in both goals and scoring...was named winner of Guldhjälmen (Golden Helmet) Award as most valuable player of SEL as voted by league's players and the Guldpucken (Golden Puck), awarded annually to the ice hockey player of the year in Sweden...was the youngest player since Peter Forsberg (1994) to win the Guldhjälmen honor...**2010-11:** Scored 18-16=34 points in 53 games for Brynas...added four assists (0-4=4) in five playoff contests...**2009-10:** Played his first full season in the Swedish Elite League, collecting 8-8=16 points with four PIM in 48 games with Brynas...**2008-09:** Made his Swedish Elite League debut with Brynas, notching 3-1=4 points with two PIM in 16 games...also helped lead the Brynas Jr. team to the league title after scoring 14-24=38 points in 30 games...

Miscellaneous: Has represented Sweden on the international stage on six occasions, winning medals at the 2014 Olympic Winter Games (silver), 2011 World Championship (silver) and 2010 World Junior Championship (bronze)...played all six games for Team Sweden at the 2014 Winter Games, earning one assist, a +1 rating and two PIM...collected an assist (0-1=1) in nine games at the 2011 World Championship in Slovakia and 3-2=5 points in six games during the 2010 World Juniors in Saskatoon...has also played for Sweden at the 2012 World Championship in Helsinki and Stockholm (2-0=2 points in eight games) and the 2008 U-18 World Championship in Russia (1-2=3 points in five games).

PERSONAL:

Grew up in Gavle, Sweden... graduated from Borgarskolan High School in Gavle in 2009...his favorite player growing up was Peter Forsberg...lists his favorite hockey moments as winning the Swedish Elite League championship with Brynas in 2011-12 and winning the silver medal in the 2014 Olympic Winter Games with Team Sweden...says his favorite shows are "Mr. Robot" and "Modern Family"...enjoys eating at Chipotle...Twitter: @silfverberg33.



REGULAR SEASON											PLAYOFFS				
Season	Team	League	GP	G	A	Pts.	PIM	+/-			GP	G	A	Pts.	PIM
2005-06	Brynas U-18	Sweden U-18	8	0	0	0	0	-			-	-	-	-	-
2006-07	Brynas U-18	Sweden U-18	14	3	8	11	6	-			3	0	0	0	0
	Brynas Jr.	Sweden Jr.	6	1	3	4	0	-			-	-	-	-	-
2007-08	Brynas U-18	Sweden U-18	5	5	3	8	2	-			5	3	4	7	2
	Brynas Jr.	Sweden Jr.	30	8	12	20	8	-			7	3	0	3	2
2008-09	Brynas Jr.	Sweden Jr.	30	14	24	38	6	-			-	-	-	-	-
	Brynas	Sweden	16	3	1	4	2	-			4	0	0	0	2
2009-10	Brynas	Sweden	48	8	8	16	4	-			5	1	1	2	2
2010-11	Brynas	Sweden	53	18	16	34	16	-			5	0	4	4	2
2011-12	Brynas	Sweden	49	24	30	54	10	-			16	13	7	20	4
	OTTAWA	NHL	-	-	-	-	-	-			2	0	0	0	2
2012-13	Binghamton	AHL	34	13	16	29	2	+4			-	-	-	-	-
	OTTAWA	NHL	48	10	9	19	12	+9			10	2	2	4	2
2013-14	ANAHEIM	NHL	52	10	13	23	12	+2			13	2	0	2	4
	Sweden	Olympics	6	0	1	1	2	+1			-	-	-	-	-
2014-15	ANAHEIM	NHL	81	13	26	39	24	+15			16	4	14	18	16
NHL Totals			181	33	48	81	48	+26			41	8	16	24	24
Anaheim Totals			133	23	39	62	36	+17			29	6	14	20	20



CHRIS STEWART

29

SHOOTS: Right **HEIGHT:** 6-2 **WEIGHT:** 239 **AGE:** 27; turns 28 on October 30, 2015
BORN: October 30, 1987; Toronto, Ontario
ACQUIRED: Signed as a free agent, July 12, 2015
DRAFTED: By Colorado in the first round (18th overall) of the 2006 NHL Draft
2014-15 REAL TIME STATISTICS

TOI/GM: 15:52 SHFT/GM: 19.9 FO% (FW/FL): 24.4 (10/31)

2014-15:

Appeared in his seventh NHL season, split with Buffalo and Minnesota...combined for 14-22=36 points with 88 PIM in a career-high 81 games with the Sabres and Wild...recorded six multi-point games, including one multi-goal game and three multi-assist contests...opened the season with Buffalo prior to his acquisition by Minnesota on Mar. 2...following the trade, collected 3-8=11 points with a +4 rating and 25 PIM in 20 games with the Wild...ranked tied for second on Minnesota in assists from Mar. 3 through the end of the regular season...posted a career-tying three assists (0-3=3) in a 3-2 win on Feb. 7 vs. DAL...recorded his 17th career multi-goal game (2-0-2), Jan. 30 @ VAN...appeared in his 400th career NHL contest, Nov. 13 @ MIN...**PLAYOFFS:** Made his fourth career appearance in the Stanley Cup Playoffs, earning two assists (0-2=2) with two PIM in eight games with Minnesota...had an assist in a pair of 4-1 wins in the First Round, including Game 1 on Apr. 16 @ STL and Game 5 on Apr. 24 @ STL.

CAREER:

Signed a one-year contract with Anaheim through the 2015-16 NHL season, July 12, 2015...was acquired by Minnesota from Buffalo in exchange for a second-round selection in the 2017 NHL Draft, Mar. 2, 2015...was acquired by Buffalo from St. Louis with Jaroslav Halak, William Carrier, a first-round selection

in the 2015 NHL Draft and a third-round selection in the 2016 NHL Draft in exchange for Ryan Miller and Steve Ott, Feb. 28, 2014...was acquired by St. Louis from Colorado with Kevin Shattenkirk and a second-round selection in the 2011 NHL Draft in exchange for Erik Johnson, Jay McClement and a first-round selection in the 2011 NHL Draft, Feb. 19, 2011...**2013-14:** Scored 15-11=26 points with an even plus/minus rating and a career-high 118 PIM in 63 games with St. Louis and Buffalo...began the season with the Blues before being acquired by the Sabres on Mar. 2...tied his career high with four points (3-1-4) and scored his third career hat trick in a 6-0 win on Dec. 21 @ EDM...missed 17 games with a lower-body injury, including one game on Apr. 13 and 16 from Mar. 7-Apr. 6...**2012-13:** Appeared in his fifth NHL season, his second full season with St. Louis...in his third career appearance in the Stanley Cup Playoffs, earned one assist in six CQF games vs. LA...played all 48 regular-season games for the Blues, scoring 18-18=36 points with an even plus/minus rating and 40 PIM...with 1-1=2 points on Apr. 23 vs. COL, registered his 200th NHL point and 100th NHL goal and assist...appeared in his 300th career NHL contest, Mar. 19 @ VAN...scored his second career OT goal and earned an assist (1-1=2) in a 2-1 win on Mar. 16 vs. ANA...had a career-tying four points and career-best three assists in a 6-3 win on Mar. 7

NHL HIGHLIGHTS

NHL Career Hat Tricks:

3 (last: Dec. 21, 2013 w/BUF @ EDM)

NHL Career Multiple-Point Games:

63 (17 multiple-goal, 19 multiple-assist)

NHL Career OT Goals:

2 (last: Mar. 16, 2013 w/STL vs. ANA)

NHL Career Highs:

Goals: 3, three times (last: Dec. 21, 2013 w/STL @ EDM)

Assists: 3, two times (last: Feb. 7, 2015 w/BUF vs. DAL)

Points: 4, three times (last: Dec. 21, 2013 w/STL @ EDM; 3-1=4)

PIM: 19, Dec. 2, 2009 w/COL @ FLA

TOI: 22:13, Feb. 24, 2011 w/STL @ VAN

Shots: 8, two times (last: Apr. 2, 2010 w/COL vs. CGY)

Plus/Minus: +3, nine times (last: Mar. 28, 2015 w/MIN vs. LA)

Goal Streak: Four games, Mar. 24-30, 2011 (5-2=7)

Assist Streak: Four games, two times (last: Feb. 13-19, 2013; 1-4=5)

Point Streak: Eight games, two times (last: Oct. 15-30, 2010; 8-6=14)

Penalty Shots: 2-for-2 (last: Feb. 29, 2012 w/STL @ EDM; goal vs. Denis)

First NHL Game:

In a 2-1 COL SO loss, Dec. 5, 2008 @ DAL

First NHL Point:

An assist in a 6-1 COL win, Dec. 9, 2008 vs. LA

First NHL Goal:

A goal (LaBarbera) in a 6-1 COL win, Dec. 9, 2008 vs. LA

Milestones Achieved:

400th NHL game, Nov. 13, 2014 w/BUF @ MIN

100th NHL goal, Apr. 23, 2013 w/STL vs. COL

100th NHL assist, Apr. 23, 2013 w/STL vs. COL

200th NHL point, Apr. 23, 2013 w/STL vs. COL

Milestones Within Reach:

36 points to 300 NHL points

37 appearances to 500 NHL games

STEWART VS. THE NHL

Team	GP	G	A	Pts.	PIM
Anaheim	21	5	7	12	10
Arizona	19	4	7	11	20
Boston	8	1	2	3	7
Buffalo	3	0	2	2	4
Calgary	27	10	9	19	21
Carolina	10	0	7	7	14
Chicago	26	6	4	10	16
Colorado	13	7	3	10	18
Columbus	27	12	6	18	49
Dallas	20	11	6	17	32
Detroit	28	9	7	16	38
Edmonton	23	11	6	17	14
Florida	10	2	7	9	37
Los Angeles	19	4	6	10	41
Minnesota	24	7	5	12	16
Montreal	9	4	1	5	5
Nashville	24	2	6	8	30
New Jersey	9	4	5	9	21
NY Islanders	10	4	0	4	12
NY Rangers	11	2	2	4	9
Ottawa	9	2	4	6	6
Philadelphia	7	0	3	3	13
Pittsburgh	8	1	2	3	12
San Jose	21	3	7	10	21
St. Louis	14	9	7	16	18
Tampa Bay	11	0	3	3	4
Toronto	6	2	2	4	2
Vancouver	27	4	6	10	26
Washington	8	0	2	2	4
Winnipeg	11	3	1	4	15
NHL Totals	463	129	135	264	535



@ PHX...tied his career high with assists in four consecutive games (1-4=5) from Feb. 13-19...**2011-12:** Appeared in his fourth NHL season, his first full season with St. Louis...made his second career appearance in the Stanley Cup Playoffs, scoring two goals (2-0=2) with 12 PIM in seven playoff games against SJ and LA...both goals came in a 4-2 loss in Game 3 of the CSF, May 3 @ LA...played 79 regular-season games, earning 15-15=30 points with a +1 rating and 109 PIM...established a career high with 112 hits...was successful in his second career penalty shot attempt on Feb. 29 @ EDM (goal vs. Danis)...appeared in his 200th career NHL game, Oct. 22 @ PHI...**2010-11:** Split his third NHL season with Colorado and St. Louis, combining for 28-25=53 points with 53 PIM in 62 games...ranked tied for seventh among NHL leaders in PPG (12)...began the season with Colorado before being acquired by St. Louis on Feb. 19...scored six goals in his first five games with St. Louis, the best start in franchise history...registered a career-high four-game goal streak (5-2=7) from Mar. 24-30 and career-best four-game assist streak (1-5=6) from Nov. 15-20...scored his first career OT goal along with the game-tying goal in the third period to lead the Blues to a 4-3 win on Mar. 9 @ CBJ...logged a career-high 22:13 TOI, Feb. 24 @ VAN...was named the NHL's Third Star of the Month in October after earning 9-7=16 points in 11 games...had a career-tying eight-game scoring streak (8-6=14) from Oct. 15-30...during the point streak, earned his second career hat trick (3-0=3) in a 6-5 win on Oct. 28 @ CGY...**2009-10:** Appeared in his second NHL season with Colorado...made his debut in the Stanley Cup Playoffs, recording a career-high three goals (3-0=3) with four PIM in six CQF games vs. SJ...scored the GWG with 50 seconds remaining in regulation in his NHL post-season debut on Apr. 14 @ SJ, a 2-1 win in Game 1 of the CQF...played 77 regular-season contests with the Avalanche, collecting 28-36=64 points with a +4 rating and 73 PIM in 77 games...set career highs in goals, assists, points, plus/minus, multi-point games (19) and multi-assist


games (7)...posted a career-high eight-game point streak (7-6=13) from Mar. 6-22...sparked the streak with a career-best four points, including his first career hat trick in a 7-3 win on Mar. 6 vs. STL...scored his third goal on his first career penalty shot attempt against Ty Conklin...twice recorded a career-best eight shots on goal, including Apr. 2 vs. CGY and Jan. 31 vs. NYR...appeared in his 100th career NHL game, Jan. 28 vs. MIN...was charged with a career-high 19 PIM on Dec. 2 @ FLA...**2008-09:** Appeared in his first NHL season with Colorado, scoring 11-8=19 points with 54 PIM in 53 games...earned his first career goal (SHG against LaBarbera) and assist in a 6-1 win on Dec. 9 vs. LA...made his NHL debut in a 2-1 shootout loss on Dec. 5 @ DAL...**Miscellaneous:** Represented Canada at the 2011 IIHF World Championship in Slovakia, notching 2-2=4 points with a +5 rating in seven tournament games...played three OHL seasons with Kingston from 2004-07, earning 91-108=199 points with a +3 rating and 271 PIM in 187 career games...added 6-2=8 points with 19 PIM in 11 OHL Playoff games.

PERSONAL:

Grew up in Toronto, Ontario...says his favorite NHL player growing up was Mats Sundin...he and his wife, Holley, have two children: Christian and Connor...lists being drafted as his favorite moment of his NHL career so far...calls "Sons of Anarchy" his favorite TV show...spent his summer spending time with his kids in Toronto...Twitter: @CStew_80.



REGULAR SEASON									PLAYOFFS				
Season	Team	League	GP	G	A	Pts.	PIM	+/-	GP	G	A	Pts.	PIM
2004-05	Kingston	OHL	64	18	12	30	45	-8	-	-	-	-	-
2005-06	Kingston	OHL	62	37	50	87	118	+19	6	2	0	2	13
2006-07	Kingston	OHL	61	36	46	82	108	-8	5	4	2	6	6
	Albany	AHL	5	1	2	3	2	-3	1	0	0	0	0
2007-08	Lake Erie	AHL	77	25	19	44	93	-24	-	-	-	-	-
2008-09	Lake Erie	AHL	19	5	6	11	23	-4	-	-	-	-	-
	COLORADO	NHL	53	11	8	19	54	-18	-	-	-	-	-
2009-10	COLORADO	NHL	77	28	36	64	73	+4	6	3	0	3	4
	Lake Erie	AHL	2	0	0	0	2	0	-	-	-	-	-
2010-11	COLORADO	NHL	36	13	17	30	38	-10	-	-	-	-	-
	ST. LOUIS	NHL	26	15	8	23	15	+4	-	-	-	-	-
2011-12	ST. LOUIS	NHL	79	15	15	30	109	+1	7	2	0	2	12
2012-13	Crimmitschau ETC	Germany-2	15	6	14	20	24	-	-	-	-	-	-
	Liberec Bili Tygri HC	Czech	5	0	1	1	2	0	-	-	-	-	-
	ST. LOUIS	NHL	48	18	18	36	40	0	6	0	1	1	0
2013-14	ST. LOUIS	NHL	58	15	11	26	112	+2	-	-	-	-	-
	BUFFALO	NHL	5	0	0	0	6	-2	-	-	-	-	-
2014-15	BUFFALO	NHL	61	11	4	25	63	-30	-	-	-	-	-
	MINNESOTA	NHL	20	3	8	11	25	+4	8	0	2	2	2
NHL Totals			463	129	135	264	535	-45	27	5	3	8	18



CLAYTON STONER

3

SHOOTS: Left **HEIGHT:** 6-4 **WEIGHT:** 216 **AGE:** 30; turns 31 on February 19, 2016
BORN: February 19, 1985; Port McNeill, British Columbia
ACQUIRED: Signed as a free agent, July 1, 2014
DRAFTED: By Minnesota in the third round (79th overall) of the 2004 NHL Draft
2014-15 REAL TIME STATISTICS

TOI/GM: 17:38 SHFT/GM: 23.2 FO% (FW/FL): 0.0 (0/0)

2014-15:

Appeared in his sixth NHL season, his first with Anaheim... earned 1-7=8 points with 68 PIM in a career-high 69 games... led Anaheim defensemen in hits (128) and PIM, and ranked third in appearances... also co-led the team in fighting majors (8)... collected his second career GWG and first goal as a Duck in a 3-1 victory on Mar. 1 at DAL... logged a season-high 20:47 TOI, Feb. 6 @ WSH... earned his first point as a Duck (assist) in a 4-3 OT win, Dec. 7 @ WPG... missed five games with a lower-body injury (Jan. 21, Feb. 21, Mar. 29-Apr. 3), five with the mumps virus (Nov. 23-Dec. 1) and one due to illness (Feb. 3)... **PLAYOFFS:** Reached the Stanley Cup Playoffs for the third straight season, his first with the Ducks... scored one goal (1-0=1) with a +4 rating and 10 PIM in all 16 postseason games for Anaheim... ranked second among team leaders in hits (60)... scored his second career playoff goal in Game 6 of the WCF on May 27 @ CHI... his 28:54 TOI in Game 2 of the WCF on May 19 vs. CHI marked a postseason career high.

CAREER:

Signed a four-year contract with Anaheim through the 2017-18 NHL season, July 1, 2014... **2013-14:** Appeared in his fifth NHL season with Minnesota... made his second consecutive trip to the Stanley Cup Playoffs, earning 1-2=3 points with 26 PIM in all 13 games vs. COL and CHI... posted his first playoff scoring

streak of two games (1-1=2), May 2-4... scored his first career postseason goal in Game 1 of the Second Round, May 2 @ CHI... played 63 regular-season games, scoring 1-4=5 points with 84 PIM... led the team in PIM and ranked fourth in hits... collected his fourth career NHL goal in a 6-0 victory, Mar. 18 @ NYI... appeared in his 200th career NHL game on Dec. 22 @ NYR and logged a season-high 20:57 TOI on Oct. 22 vs. NSH... missed 15 games overall with a lower-body injury (Nov. 9, Dec. 23-31, Mar. 23-Apr. 10)... **2012-13:** Appeared in his fourth NHL season and first postseason with Minnesota... made his Stanley Cup Playoff debut in Game 1 of the CQF on Apr. 30 @ CHI, earning an assist in 8:18 TOI... appeared in all 48 regular-season games, collecting 0-10=10 points with 42 PIM... set career highs in assists and TOI (18:13)... ranked third on the club in hits (87) and tied for third in blocked shots (57)... recorded his second and third career multi-assist games on Mar. 25 @ DAL (0-2=2) and Apr. 16 @ EDM (0-2=2), respectively... established a Wild franchise record for defensemen with a +5 rating, Mar. 25 @ DAL... **2011-12:** Appeared in his third NHL season with Minnesota, recording 1-4=5 points with a +3 rating and 62 PIM in 51 games... ranked third on the team in PIM... was nominated for the 2012 Bill Masterton Memorial Trophy by the Minnesota Chapter of the Professional Hockey Writers' Association... missed 30 games

NHL HIGHLIGHTS

NHL Career Hat Tricks:

None

NHL Career Multiple-Point Games:

3 (0 multiple-goal, 3 multi-assist)

NHL Career OT Goals:

None

NHL Career Highs:

Goals: 1, five times (last: Mar. 1, 2015 @ DAL)

Assists: 2, three times (last: Apr. 16, 2013 w/MIN @ EDM)

Points: 2, three times (last: Apr. 16, 2013 w/MIN @ EDM; 0-2=2)

PIM: 15, two times (last: Apr. 8, 2011 w/MIN @ EDM)

TOI: 24:24, Oct. 11, 2011 w/MIN @ OTT

Shots: 4, five times (last: Mar. 9, 2015 @ VAN)

Plus/Minus: +5, Mar. 25, 2013 w/MIN @ DAL

Goal Streak: None

Assist Streak: Two games, four times (last: Mar. 25-27, 2013; 0-3=3)

Point Streak: Two games, four times (last: Mar. 25-27, 2013; 0-3=3)

Penalty Shots: None

First NHL Game:

In a 3-1 MIN win, Dec. 17, 2009 @ MTL

First NHL Point:

An assist in a 4-1 MIN loss, Dec. 19, 2009 @ OTT

First NHL Goal:

A goal (Hedberg) in a 1-0 MIN win, Jan. 4, 2011 @ NJ

Milestones Achieved:

200th NHL game, Dec. 22, 2013 w/MIN @ NYR

Milestones Within Reach:

4 appearances to 300 NHL games

STONER VS. THE NHL

Team	GP	G	A	Pts.	PIM
Anaheim	10	1	0	1	7
Arizona	12	0	1	1	2
Boston	3	0	1	1	0
Buffalo	5	0	0	0	18
Calgary	18	0	0	0	25
Carolina	5	0	0	0	2
Chicago	17	1	2	3	13
Colorado	19	0	2	2	23
Columbus	11	0	2	2	28
Dallas	14	1	2	3	22
Detroit	10	0	1	1	4
Edmonton	18	0	3	3	33
Florida	6	0	2	2	4
Los Angeles	16	0	1	1	8
Minnesota	3	0	0	0	9
Montreal	6	0	0	0	14
Nashville	16	0	3	3	18
New Jersey	6	1	0	1	0
NY Islanders	6	1	0	1	4
NY Rangers	6	0	0	0	0
Ottawa	6	0	2	2	5
Philadelphia	5	0	0	0	0
Pittsburgh	5	0	0	0	9
San Jose	14	0	0	0	32
St. Louis	15	0	2	2	39
Tampa Bay	5	0	0	0	0
Toronto	6	0	2	2	4
Vancouver	19	0	4	4	22
Washington	6	0	2	2	2
Winnipeg	8	0	2	2	17
NHL Totals	296	5	34	39	364



overall due to injury, including seven with a finger injury (Oct. 29-Nov. 12), 23 with a lower-body injury (Dec. 26-Jan. 4, Feb. 2-Mar. 8) and two with an upper-body injury (Apr. 5-7)... scored his third career NHL goal in a 5-4 shootout victory, Apr. 1 @ CHI...appeared in his 100th career NHL game, Jan. 21 vs. DAL...logged a career-best 24:24 TOI, Oct. 11 @ OTT... **2010-11:** Appeared in his second (first full) NHL season with Minnesota, recording 2-7=9 points with a +5 rating and 96 PIM in 57 games...set career highs in goals, plus/minus and PIM...among NHL rookie defensemen, ranked tied for third in PIM and sixth in plus/minus (min. 50 games)...led the club in plus/minus and ranked third in PIM...his first career NHL goal (Hedberg) was the game-winner in a 1-0 victory, Jan. 4 @ NJ... **2009-10:** Appeared in his first NHL season with Minnesota, scoring two assists (0-2=2) with a +1 rating and 12 PIM in eight games...earned his first career NHL point (assist), Dec. 19 @ OTT...made his NHL debut on Dec. 17 @ MTL, logging 14:42 TOI...was recalled from Houston (AHL) on Dec. 16...missed the final 39 games due to an

abdominal/groin injury suffered on Jan. 5 at CHI...underwent sports hernia surgery on Feb. 12 and additional surgery on Mar. 3... **Miscellaneous:** Played five AHL seasons with Houston from 2005-10, scoring 15-65=80 points with a +24 rating and 407 PIM in 283 career games...posted a +14 rating in only 26 games in 2009-10 before his NHL recall on Dec. 16...scored the GWG and netted an assist in Game 7 of the Calder Cup Conference Semifinals on May 13, 2009 @ Milwaukee...had a career-high 24 points in both 2005-06 (6-18=24) and 2008-09 (2-22=24)...


signed an entry-level contract with Minnesota, Sept. 5, 2005...appeared in 189 career WHL games with Tri-City from 2002-05, earning 23-70=93 points with a +11 rating and 275 PIM...was named to the WHL West Second All-Star Team in 2005.

PERSONAL:

Grew up in Port McNeill, British Columbia...spent his summer in Minnesota...enjoys fishing, hiking, and golfing while not playing hockey...lists "Gold Rush", "Modern Family" and "Suits" as his favorite TV shows...his favorite hockey memory is being drafted in 2004.



Season	Team	League	REGULAR SEASON						PLAYOFFS				
			GP	G	A	Pts.	PIM	+/-	GP	G	A	Pts.	PIM
2002-03	Tri-City	WHL	58	4	12	16	85	-12	-	-	-	-	-
2003-04	Tri-City	WHL	71	7	24	31	109	+21	11	1	1	2	8
2004-05	Tri-City	WHL	60	12	34	46	81	+2	4	0	3	3	2
2005-06	Houston	AHL	73	6	18	24	92	+6	3	1	1	2	7
2006-07	Houston	AHL	65	1	6	7	104	-9	-	-	-	-	-
2007-08	Houston	AHL	56	3	12	15	78	+7	5	0	0	0	2
2008-09	Houston	AHL	63	2	22	24	81	+6	20	1	4	5	27
2009-10	Houston	AHL	26	3	7	10	52	+14	-	-	-	-	-
	MINNESOTA	NHL	8	0	2	2	12	+1	-	-	-	-	-
2010-11	MINNESOTA	NHL	57	2	7	9	96	+5	-	-	-	-	-
2011-12	MINNESOTA	NHL	51	1	4	5	62	+3	-	-	-	-	-
2012-13	MINNESOTA	NHL	48	0	10	10	42	0	1	0	1	1	0
2013-14	MINNESOTA	NHL	63	1	4	5	84	-6	13	1	2	3	26
2014-15	ANAHEIM	NHL	69	1	7	8	68	-2	16	1	0	1	10
NHL Totals			296	5	34	39	364	+1	30	2	3	5	36



NATE THOMPSON

44

SHOOTS: Left **HEIGHT:** 6-0 **WEIGHT:** 214 **AGE:** 31; turns 32 on October 5, 2015
BORN: October 5, 1984; Anchorage, Alaska
ACQUIRED: From Tampa Bay in exchange for a fourth-round and seventh-round selection in the 2015 NHL Draft, June 29, 2014
DRAFTED: By Boston in the sixth round (183rd overall) in the 2003 NHL Draft
2014-15 REAL TIME STATISTICS
 TOI/GM: 13:19 SHFT/GM: 19.4 FO% (FW/FL): 52.7 (557/499)

2014-15:

Appeared in his eighth NHL season, his first with Anaheim...earned 5-13=18 points with an even plus/minus rating and 39 PIM in 80 games...led the Ducks in hits (204) and ranked second in faceoff win percentage (52.7)...also ranked third among Anaheim forwards in blocked shots (52)...his 80 games played were one shy of his career high (81 in 2013-14) and his 18 points and 13 assists were his highest totals since 2010-11 (10-15=25)...scored his fifth goal and career-high third GWG of the season in a 5-1 victory, Apr. 1 vs. EDM...recorded his 100th career NHL point (assist), Mar. 9 @ VAN...collected 0-2=2 points, his fourth career multi-assist game and first as a Duck, in a 6-3 win on Jan. 21 vs. CGY...had a career-tying two-game goal streak (2-0=2; seventh time), Dec. 12-13...scored his third career OT goal to lead Anaheim to a 2-1 win, Oct. 31 @ DAL...also marked his fifth career GWG and first goal as a Duck...appeared in his 400th career NHL game, Oct. 26 vs. SJ...made his Anaheim debut on Oct. 9 @ PIT...took his first career penalty shot vs. Marc-Andre Fleury (unsuccessful) in the second period...missed two games due to a lower-body injury, Feb. 25-27...**PLAYOFFS:** Reached the postseason for the third time in his career, scoring 2-4=6 points with a +5 rating and six PIM in 12 games...established playoff career highs in goals, assists, points and plus/minus...led the club in faceoff percentage (58.6) and ranked third in faceoff wins (99)...scored his first playoff goal as a Duck in Game 2 of the Second Round on May 3 vs. CGY...missed Anaheim's First Round series against WPG due to a shoulder injury.

CAREER:

Signed a four-year contract extension with Tampa Bay, Mar. 23, 2013...was claimed off waivers by Tampa Bay from the New York Islanders, Jan. 21, 2010...was signed by the Islanders to a one-year contract, July 26, 2009...was claimed off waivers by the Islanders from Boston, Oct. 8, 2008...**2013-14:** Appeared in his seventh NHL season, his fifth with Tampa Bay...made his second trip to the Stanley Cup Playoffs, going scoreless in four games...played 81 regular-season games as alternate captain, scoring 9-7=16 points with a +3 rating and 27 PIM...set career highs in SHG (2), appearances and plus/minus...finished second among team leaders in faceoff percentage (50.9) and third among forwards in overall short-handed time-on-ice (162:13) and average short-handed time-on-ice (2:00)...recorded a career-best two multi-goal games, including Mar. 2 @ COL (2-0=2) and Feb. 1 @ MTL (2-0=2)...scored his second career OT goal and second SHG of the season in the Feb. 1 victory over the Canadiens...notched his first SHG of 2013-14 on Oct. 24 vs. CHI...**2012-13:** Appeared in his sixth NHL season, his fourth with Tampa Bay...earned 7-8=15 points with 17 PIM in 45 games...ranked second on the club in faceoff percentage (51.2) and fourth in hits (85)...matched a career high with two assists (0-2=2), Apr. 24 vs. TOR...appeared in his 300th career NHL game, Apr. 6 @ NYI...logged a career-best 22:26 TOI, Mar. 29 vs. NJ...recorded his first career multi-goal game along with his first three-point game (2-1=3), Mar. 5 @

NHL HIGHLIGHTS

NHL Career Hat Tricks:

None

NHL Career Multiple-Point Games:

11 (3 multiple-goal, 4 multiple-assist)

NHL Career OT Goals:

3, last: Oct. 31, 2014 @ DAL

NHL Career Highs:

Goals: 2, three times (last: Mar. 2, 2014 w/TB @ COL)

Assists: 2, four times (last: Jan. 21, 2015 vs. CGY)

Points: 3, Mar. 5, 2013 w/TB @ NJ (2-1=3)

PIM: 15, Oct. 13, 2008 w/TB vs. BUF

TOI: 22:26, Mar. 29, 2013 w/TB vs. NJ

Shots: 6, Feb. 1, 2014 w/TB @ MTL

Plus/Minus: +3, Mar. 5, 2013 w/TB @ NJ

Goal Streak: Two games, seven times (last: Dec. 12-13, 2014; 2-0=2)

Assist Streak: Three games, Oct. 24-30, 2010 (0-3=3)

Point Streak: Three games, Oct. 24-30, 2010 (0-3=3)

Penalty Shots: 0-for-1, Oct. 9, 2014 @ PIT (unsuccessful vs. Marc-Andre Fleury)

First NHL Game:

In a 6-2 BOS loss, Oct. 21, 2006 vs. BUF

First NHL Point:

A goal in a 2-1 NYI win, Nov. 4, 2008 @ NYR

First NHL Goal:

A goal (Lundqvist) in a 2-1 NYI win, Nov. 4, 2008 @ NYR

Milestones Achieved:

400th NHL game, Oct. 26, 2014 vs. SJ

100th NHL point, Mar. 9, 2015 @ VAN

Milestones Within Reach:

20 appearances to 100 games as a Duck

29 appearances to 500 NHL games

THOMPSON VS. THE NHL

Team	GP	G	A	Pts.	PIM
Anaheim	6	0	0	0	0
Arizona	12	0	3	3	8
Boston	25	2	2	4	5
Buffalo	20	1	1	2	21
Calgary	10	1	3	4	4
Carolina	26	3	6	9	9
Chicago	9	2	0	2	0
Colorado	7	3	0	3	0
Columbus	11	1	2	3	8
Dallas	9	2	1	3	0
Detroit	10	0	2	2	10
Edmonton	8	2	0	2	6
Florida	30	1	3	4	4
Los Angeles	8	0	0	0	0
Minnesota	10	0	2	2	10
Montreal	24	2	2	4	13
Nashville	7	1	2	3	2
New Jersey	19	5	1	6	9
NY Islanders	17	3	1	4	15
NY Rangers	23	2	2	4	9
Ottawa	21	0	2	2	10
Philadelphia	20	1	5	6	16
Pittsburgh	22	0	3	3	17
San Jose	9	0	0	0	14
St. Louis	9	0	1	1	2
Tampa Bay	7	1	1	2	2
Toronto	23	2	4	6	19
Vancouver	10	1	2	3	2
Washington	30	4	5	9	10
Winnipeg	29	4	3	7	13
NHL Totals	471	44	59	103	238




NJ...began the season with Alaska (ECHL), picking up 7-14=21 points with a +4 rating and 23 PIM in 24 games...**2011-12:** Appeared in his fifth NHL season, his third with Tampa Bay...recorded 9-6=15 points with 21 PIM in 68 games...led team forwards in blocked shots (56) and ranked third in hits (107)...reached the 200-game milestone, Oct. 10 @ WSH...**2010-11:** Appeared in his fourth NHL season, his second with Tampa Bay...made his Stanley Cup Playoff debut, registering 1-3=4 points with four PIM in 18 games...earned his first career postseason assist in Game 5 of the CQF, Apr. 23 @ PIT...scored his first career Stanley Cup Playoff goal in Game 2 of the CQF, Apr. 15 @ PIT...played 79 regular-season games, registering 10-15=25 points with 29 PIM...established career bests in goals, assists, points and games...ranked third among NHL forwards in blocked shots (81) and second on the club in faceoff percentage (54.2)...posted a career-high +3 rating on Mar. 5 @ NJ and a career-best three-game point/assist streak (0-3=3) from Oct. 24-30...**2009-10:** Split his third NHL season with Tampa Bay and the New York Islanders, collecting 2-8=10 points with a career-high 56 PIM in 71 games...was claimed off waivers by Tampa Bay from the New York Islanders on Jan. 21...finished the season ranked third on the Lightning in faceoff percentage, winning 219-of-85 draws (56.9)...**2008-09:** Appeared in his second NHL season, his first with the New York Islanders...earned 2-2=4 points with 49 PIM in 43 games...had a 50.4 faceoff percentage, winning 216-of-429 attempts...notched his first career


NHL assist, Mar. 25 vs. MIN...scored his first career NHL goal (Lundqvist) with a shorthanded tally, Nov. 4 @ NYR...missed 39 games overall due to injury/illness...**2007-08:** Scored 19-20=39 points with a +13 rating and 83 PIM in 75 games with Providence (AHL)...among team leaders, ranked fifth in goals and tied for third in SHG (2)...**2006-07:** Made his NHL debut with Boston on Oct. 21 vs. BUF...went scoreless in four games with the Bruins before finishing the season with Providence, where he scored 8-15=23 points in 67 games...**2005-06:** Collected 8-10=18 points in 74 games with Providence, his first full professional season...**2004-05:** Made his professional debut in the Calder Cup Playoffs with Providence, picking up one assist in 11 games...**Miscellaneous:** Represented Team USA in back-to-back IIHF World Championships in 2013 (bronze) and 2012...played four seasons in the WHL with Seattle from 2001-05, scoring 55-88=143 points with 47 PIM in 253 career games...also notched 7-9=16 points with two PIM in 38 WHL Playoff games...was named Seattle's Rookie of the Year in 2001-02 after earning 13-26=39 points in 69 games.

PERSONAL:

Had his first child, Teague, in May 2015...enjoys eating at Bear Flag Fish Co. in Newport Beach...his favorite moment of his hockey career was scoring a goal against the Blackhawks in the 2015 Western Conference Final...his favorite player growing up was Steve Yzerman...enjoys watching "True Detective," "Ray Donovan" and "Game of Thrones" on TV...favorite band is Pearl Jam...spent his summer with his newborn son and visited Alaska to fish and see family and friends...Twitter/Instagram: @NThompson44.



REGULAR SEASON									PLAYOFFS				
Season	Team	League	GP	G	A	Pts.	PIM	+/-	GP	G	A	Pts.	PIM
2001-02	Seattle	WHL	69	13	26	39	42	-32	11	1	3	4	13
2002-03	Seattle	WHL	61	10	24	34	48	+7	15	5	4	9	6
2003-04	Seattle	WHL	65	13	23	36	24	+2	-	-	-	-	-
2004-05	Seattle	WHL	58	19	15	34	39	+12	12	1	2	3	2
		AHL	-	-	-	-	-	-	11	0	1	1	6
2005-06	Providence	AHL	74	8	10	18	58	-5	3	0	0	0	10
		AHL	67	8	15	23	74	-8	13	0	2	2	9
2006-07	BOSTON	NHL	4	0	0	0	0	0	-	-	-	-	-
2007-08	Providence	AHL	75	19	20	39	83	+13	10	2	3	5	4
2008-09	NY ISLANDERS	NHL	43	2	2	4	49	-11	-	-	-	-	-
2009-10	NY ISLANDERS	NHL	39	1	5	6	39	-14	-	-	-	-	-
	TAMPA BAY	NHL	32	1	3	4	17	-3	-	-	-	-	-
2010-11	TAMPA BAY	NHL	79	10	15	25	29	-6	18	1	3	4	4
2011-12	TAMPA BAY	NHL	68	9	6	15	21	-23	-	-	-	-	-
2012-13	Alaska	ECHL	24	7	14	21	23	+4	-	-	-	-	-
2013-14	TAMPA BAY	NHL	45	7	8	15	17	-2	-	-	-	-	-
	TAMPA BAY	NHL	81	9	7	16	27	+3	4	0	0	0	0
2014-15	ANAHEIM	NHL	80	5	13	18	39	+0	12	2	4	6	6
NHL Totals			471	44	59	103	238	-56	34	3	7	10	10



SAMI VATANEN

45

SHOOTS: Right **HEIGHT:** 5-10 **WEIGHT:** 183 **AGE:** 24; turns 25 on June 3, 2016
BORN: June 3, 1991; Jyväskylä, Finland
DRAFTED: By Anaheim in the fourth round (106th overall) of the 2009 NHL Draft
2014-15 REAL TIME STATISTICS

TOI/GM: 21:27 **SHFT/GM:** 25.6 **FO% (FW/FL):** 0.0 (0/0)

2014-15:

Appeared in his third NHL season with Anaheim, collecting 12-25=37 points with a +5 rating in 67 games...set numerous career highs, including goals, PPG (7), assists, points, plus/minus and shots on net (122)...ranked tied for third among NHL defensemen in PPG...led the Ducks in PPG, power-play points (17) and blocked shots (123), and ranked third in TOI (21:27)...led team defensemen in scoring, goals and shots on net, and ranked third in assists...recorded seven multi-point games, including one multi-goal game and four multi-assist contests...appeared in his 100th career NHL game, a 4-0 win on Jan. 14 vs. TOR...earned the game-deciding goal on his first career shootout attempt to lead Anaheim to a 5-4 victory, Jan. 11 vs. WPG...ranked tied for fourth among league blueliners in December goals (4)...was the first Anaheim defenseman to score a SHG (first career) since Cam Fowler (Dec. 9, 2013 vs. NYI), Dec. 16 @ TOR...among NHL defensemen, ranked tied for third in scoring (2-9=11) and tied for second in assists during the month of November...logged a career-high 27:00 TOI on Nov. 28 vs. CHI and matched a personal best with 1-2=3 points on Nov. 18 @ CGY...his three-point performance was preceded by a career-high five-game point streak (1-5=6) from Nov. 5-15...recorded his first career multi-goal game (2-0=2) in a 3-0 shutout victory, Oct. 19 vs. STL...missed 15 games

with a lower-body injury, Feb. 18-Mar. 18...**PLAYOFFS:** Scored 3-8=11 points with a +5 rating and eight PIM in 16 games...concluded the postseason ranked tied for third among NHL defensemen in scoring, tied for second in goals and tied for fifth in assists and plus/minus...led Anaheim in blocked shots (37) and ranked third in takeaways (6)...owned three multi-point games, including matching franchise playoff records for defensemen in points (1-2=3) and assists in Game 1 of the First Round on Apr. 16 vs. WPG...also tied the club record for goals by a defenseman in a playoff series (2) in First Round series vs. WPG.

CAREER:

Signed a two-year contract with Anaheim through the 2015-16 NHL season, July 22, 2014...signed a three-year entry-level contract with Anaheim, May 31, 2011...**2013-14:** Appeared in his second NHL season with Anaheim...made his Stanley Cup Playoff debut in 2014, recording one assist in five games...earned his first career playoff point (assist) in Game 4 of the Second Round, May 10 @ LA...played 48 regular-season games, scoring 6-15=21 points with a +9 rating and 22 PIM...finished the season tied for fifth among rookie blueliners in goals...also tied for the team lead among defensemen in goals...posted his first career three-point game (1-2=3) in a 9-1 win, Jan. 15 vs. VAN...

NHL HIGHLIGHTS

NHL Career Hat Tricks:

None

NHL Career Multiple-Point Games:

11 (1 multiple-goal, 7 multiple-assist)

NHL Career OT Goals:

None

NHL Career Highs:

Goals: 2, Oct. 19, 2014 vs. STL

Assists: 2, seven times (last: Jan. 2, 2015 vs. STL)

Points: 3, two times (last: Nov. 18, 2014 @ CGY; 1-2=3)

PIM: 4, five times (last: Dec. 31, 2014 vs. SJ)

TOI: 27:00, Nov. 28, 2014 vs. CHI

Shots: 7, Oct. 13, 2013 vs. OTT

Plus/Minus: +5, Oct. 10, 2013 vs. NYR

Goal Streak: Two games, Dec. 1-3, 2014 (2-0=2)

Assist Streak: Four games, Mar. 23-29, 2014 (0-5=5)

Point Streak: Five games, Nov. 5-15, 2014 (1-5=6)

Penalty Shots: None

First NHL Game:

In a 3-1 ANA win, Feb. 1, 2013 vs. MIN

First NHL Point:

A goal in a 3-2 ANA loss, Apr. 17, 2013 vs. CBJ

First NHL Goal:

A goal (Babrovsky) in a 3-2 ANA loss, Apr. 17, 2013 vs. CBJ

Milestones Achieved:

100th NHL game, Jan. 14, 2015 vs. TOR

Milestones Within Reach:

40 points to 100 NHL points

77 appearances to 200 NHL games

VATANEN VS. THE NHL

Team	GP	G	A	Pts.	PIM
Anaheim	-	-	-	-	-
Arizona	8	2	2	4	4
Boston	4	1	2	3	0
Buffalo	4	1	1	2	2
Calgary	7	2	4	6	2
Carolina	2	0	1	1	0
Chicago	6	0	0	0	4
Colorado	6	0	3	3	2
Columbus	5	2	1	3	0
Dallas	4	0	1	1	2
Detroit	3	1	1	2	2
Edmonton	9	2	2	4	4
Florida	4	0	2	2	2
Los Angeles	4	1	3	4	0
Minnesota	5	0	0	0	0
Montreal	2	0	0	0	0
Nashville	3	1	0	1	0
New Jersey	2	0	1	1	2
NY Islanders	4	0	1	1	6
NY Rangers	3	0	2	2	0
Ottawa	3	0	0	0	0
Philadelphia	3	1	1	2	0
Pittsburgh	1	0	2	2	0
San Jose	8	0	1	1	12
St. Louis	4	2	2	4	6
Tampa Bay	1	1	0	1	0
Toronto	3	1	1	2	0
Vancouver	8	2	5	7	2
Washington	2	0	0	0	0
Winnipeg	5	0	1	1	6
NHL Totals	123	20	40	60	58




recorded his first career multi-point game (1-1=2), Dec. 17 @ DET...was credited with a career-high seven shots in a 4-1 Ducks victory, Oct. 13 vs. OTT...set a franchise rookie record and tied the overall club record with a +5 rating in a 6-0 win, Oct. 10 vs. NYR...also played eight games with Norfolk (AHL), earning 2-5=7 points with four PIM...**2012-13:** Made his NHL debut with Anaheim in 2012-13, scoring two goals (2-0=2) with a +3 rating in eight games...scored his first NHL goal (Bobrovsky) on the power play, Apr. 17 vs. CBJ...made his NHL debut on Feb. 1 vs. MIN at 21 years, 7 months and 29 days, earning a +1 rating in 13:52 TOI...began the season at Norfolk (AHL), collecting 9-36=45 points with five PPG and 44 PIM in 62 games...was selected to the 2012-13 AHL All-Rookie team and named a 2012-13 First-Team All-Star...ranked tied for fourth among AHL defensemen in scoring...also ranked tied for 10th in rookie scoring...led the Admirals in assists, finished second in scoring, tied for second in GWG (3) and tied for fourth in PPG (5)...**2011-12:** Was named the Finnish Elite League's Defenseman of the Year and named to the league's postseason All-Star team in 2011-12, earning both honors for the second consecutive season...appeared in 49 contests for JYP Jyväskylä, collecting 14-28=42 points with a +11 rating and 40 PIM...set career highs in goals, assists and points, and tied his career best in PPG (6)...ranked second among

Finnish Elite League's Defenseman of the Year and was also selected to the league's postseason All-Star team...ranked fifth among league defensemen in scoring and first overall in plus/minus...**2009-10:** Appeared in a career-high 55 contests for JYP Jyväskylä, earning 7-23=30 points...**Miscellaneous:** Won a bronze medal with Team Finland at the 2014 Olympic Winter Games...led all Olympic defensemen and ranked second among all players in assists (5)...ranked tied for fourth among defensemen in points (0-5=5)...captained Finland at the 2011 World Junior Championship, recording 0-4=4 points in six games...represented Team Finland at the 2010 IIHF World Junior Championship, scoring 2-3=5 points in six games...captained Team Finland to a bronze medal win over Team Canada at the 2009 IIHF Under-18 World Championships in Fargo, ND...in six tournament games, recorded 0-5=5 points and a +6 rating.


PERSONAL:

Grew up in Jyväskylä, Finland, where he currently spends his summers...his favorite players growing up were Teemu Selanne and Saku Koivu...lists his favorite hockey memory as winning bronze with Finland at the 2009 U-18 World Championship.



S M - Liiga defensemen in goals and points, and tied for second in PPG...added 2-0=2 points with four PIM in four playoff games...**2010-11:** Played 52 games in his second season with JYP in 2010-11, scoring 11-20=31 points with a +30 rating and 30 PIM...was named the

Season	Team	League	REGULAR SEASON							PLAYOFFS				
			GP	G	A	Pts.	PIM	+/-		GP	G	A	Pts.	PIM
2007-08	JYP Jyväskylä	Finland Jr.	35	9	29	38	30	-		-	-	-	-	-
2008-09	JYP Jyväskylä	Finland Jr.	20	3	7	10	22	-		-	-	-	-	-
2009-10	JYP Jyväskylä	Finland	55	7	23	30	44	-1		14	3	4	7	6
2010-11	JYP Jyväskylä	Finland	52	11	20	31	30	+30		3	1	1	2	0
2011-12	JYP Jyväskylä	Finland	49	14	28	42	40	+11		4	2	0	2	4
2012-13	Norfolk	AHL	62	9	36	45	44	0		-	-	-	-	-
	ANAHEIM	NHL	8	2	0	2	0	+3		-	-	-	-	-
2013-14	Norfolk	AHL	8	2	5	7	4	0		-	-	-	-	-
	ANAHEIM	NHL	48	6	15	21	22	+9		5	0	1	1	0
	Finland	Olympics	6	0	5	5	0	+3		-	-	-	-	-
2014-15	ANAHEIM	NHL	67	12	25	37	36	+5		16	3	8	11	8
NHL Totals			123	20	40	60	58	+17		21	3	9	12	8
AHL Totals			70	11	41	52	48	0		-	-	-	-	-



MATT BAILEY

CENTER

SHOOTS: Left **HEIGHT:** 6-1 **WEIGHT:** 197


BORN: April 5, 1991; Oakbank, Manitoba

ACQUIRED: Signed as a free agent, March 26, 2014

DRAFTED: Not drafted

Appeared in his first full AHL season in 2014-15, scoring 6-4=10 points with 31 PIM in 56 games with Norfolk...co-led the team in shorthanded assists (1)...scored his second career PPG (1-0=1), Feb. 20 @ Worcester...made his professional debut with Norfolk in 2013-14, earning 2-1=3 points with eight PIM in 11 games...appeared in his first career AHL game on Mar. 28 vs. Wilkes-Barre/Scranton and scored his first AHL goal on Apr. 4 @ Adirondack...played all 10 Calder Cup Playoff games with Norfolk, earning two assists (0-2=2) and 10 PIM...signed a two-year entry-level contract with Anaheim, Mar. 26, 2014...began the 2013-14 season with Alaska-Anchorage (WCHA), scoring 20-18=38 points with a +15 rating and 49 PIM in 38 games...was named to the All-WCHA First Team for the first time, and the WCHA All-Academic Team and WCHA Scholar-Athlete Team for the third straight season...recorded career highs in goals, assists, points and plus/minus...led the Seawolves in goals, points and GWG (6)...in 2012-13, earned 7-12=19 points with 65 PIM in his junior season at UAA...among team leaders, ranked second in assists and tied for third in points...was named to the WCHA All-Academic Team and WCHA Scholar-Athlete Team for the second consecutive season...in 2011-12, posted 10-7=17 points with 30 PIM in his sophomore season with Alaska-Anchorage...led the Seawolves in goals and shots on net (78), and co-led in scoring...was named to the WCHA All-Academic Team and WCHA Scholar-Athlete Team...in his freshman season at Alaska-Anchorage in 2010-11, collected 10-10=20 points with 23 PIM in 30 games...was named the club's Rookie of the Year after scoring the most goals by a UAA rookie since 2006-07...among team leaders, ranked tied for second in goals and fourth in scoring.

REGULAR SEASON									PLAYOFFS				
Season	Team	League	GP	G	A	Pts.	PIM	+/-	GP	G	A	Pts.	PIM
2010-11	Alaska-Anchorage	WCHA	30	10	10	20	23	0	-	-	-	-	-
2011-12	Alaska-Anchorage	WCHA	34	10	7	17	30	-11	-	-	-	-	-
2012-13	Alaska-Anchorage	WCHA	36	7	12	19	65	-19	-	-	-	-	-
2013-14	Alaska-Anchorage	WCHA	38	20	18	38	49	+15	-	-	-	-	-
	Norfolk	AHL	11	2	1	3	8	-3	10	0	2	2	10
2014-15	Norfolk	AHL	56	6	4	10	31	-9	-	-	-	-	-
AHL Totals			67	8	5	13	39	-12	10	0	2	2	10
WCHA Totals			138	47	47	94	167	-15	-	-	-	-	-



JOSEPH CRAMAROSSA

CENTER

SHOOTS: Left **HEIGHT:** 6-0 **WEIGHT:** 192

BORN: October 26, 1992; Toronto, Ontario

DRAFTED: By Anaheim in the third round (65th overall) of the 2011 NHL Draft

Appeared in his second AHL season in 2014-15, collecting 5-5=10 points with 75 PIM in 54 games with Norfolk...posted his first career shorthanded goal as part of a two-point game (1-1=2), Nov. 7 @ Syracuse...appeared in his 100th career AHL game on Apr. 17 vs. Lehigh Valley...made his AHL debut with Norfolk in 2013-14, scoring 1-3=4 points with 52 PIM in 47 games...scored his first career AHL goal (1-0=1), Dec. 14 vs. Springfield...collected his first professional point (assist), Oct. 6 @ Bridgeport...also made his Calder Cup Playoff debut in 2014, appearing in two games...had a three-game stint with Utah (ECHL) from Feb. 28-Mar. 8, earning 0-2=2 points with a +3 rating and seven PIM...was recalled by Anaheim on Mar. 5, but did not make his NHL debut before being reassigned to Utah the following day...appeared in his fourth OHL season in 2012-13, his first full season with Belleville...scored 19-44=63 points with a +19 rating and 89 PIM in 68 games...established OHL career highs in goals, assists, points and games...led Belleville in scoring and assists, co-led in SHG (2), ranked third in goals and tied for fourth in plus/minus...had a career-high five-point night with his first career hat trick (3-2=5, +4), Jan. 11 @ Kingston...also recorded four points (1-3=4) in a 5-2 win, Feb. 23 vs. Peterborough...helped lead Belleville to Game 7 of the OHL Eastern Conference Final with 5-4=9 points with 35 PIM in 17 postseason games...set OHL Playoff career highs in goals, assists, points and games...signed a three-year entry-level contract with Anaheim on Mar. 2, 2013...scored 14-13=27 points in 44 combined contests with Mississauga and Belleville (OHL) in 2011-12...was acquired by Belleville on Jan. 5...appeared in six postseason contests with the Bulls, collecting 2-2=4 points in the club's CQF series vs. Ottawa...in his second season with Mississauga in 2010-11, scored 12-20=32 points and a +22 rating in 59 contests...his 101 PIM ranked second among team leaders...added 2-2=4 points in 14 OHL playoff games, including a postseason career-high two-goal game in Game 4 of the Eastern Conference Final, Apr. 25 @ Niagara...helped Mississauga advance to the Memorial Cup final, going scoreless in five contests...appeared in 64 contests for Mississauga in 2009-10, scoring 6-10=16 points with a +5 rating and 60 PIM...collected 0-2=2 points in 14 playoff games.

REGULAR SEASON										PLAYOFFS				
Season	Team	League	GP	G	A	Pts.	PIM	+/-		GP	G	A	Pts.	PIM
2009-10	Mississauga	OHL	64	6	10	16	60	+5		14	0	2	2	11
2010-11	Mississauga	OHL	59	12	20	32	101	+22		14	2	2	4	6
2011-12	Mississauga	OHL	15	6	5	11	40	-2		-	-	-	-	-
	Belleville	OHL	29	8	8	16	43	-10		6	2	2	4	18
2012-13	Belleville	OHL	68	19	44	63	89	+19		17	5	4	9	35
2013-14	Norfolk	AHL	47	1	3	4	52	-7		2	0	0	0	0
	Utah	ECHL	3	0	2	2	7	+3		-	-	-	-	-
2014-15	Norfolk	AHL	54	5	5	10	75	-11		-	-	-	-	-
AHL Totals			101	6	8	14	127	-18		2	0	0	0	0



MAX FRIBERG

LEFT WING


SHOOTS: Right **HEIGHT:** 5-11 **WEIGHT:** 200

BORN: November 20, 1992; Skovde, Sweden

DRAFTED: By Anaheim in the fifth round (143rd overall) of the 2011 NHL Draft

Made his NHL debut with Anaheim in 2014-15, appearing in one game on Dec. 28 vs. Vancouver...went scoreless with two hits in 8:47 TOI after being recalled from Norfolk (AHL) earlier in the day...was reassigned to Norfolk on Dec. 31...played the remainder of the season in the AHL, scoring 15-25=40 points with a +2 rating and 46 PIM in 58 games...set a career high in assists and matched his personal best in points...led Norfolk in scoring and assists, co-led in goals and SHG (2), ranked second in shots (189) and tied for third in PPG (4)...took Norfolk's third penalty shot attempt of 2014-15 on Feb. 14 vs. Syracuse (unsuccessful vs. Kristers Gudlevskis)...earned a career-high three assists (0-3=3) to help the Admirals to a 7-3 win on Apr. 27 @ Binghamton...signed a two-year contract extension with Anaheim through the 2016-17 season, June 25, 2015...appeared in his first full AHL season with Norfolk in 2013-14, collecting 17-23=40 points with 55 PIM in 74 games...ranked tied for second in the AHL and co-led the team in SHG (3)...also ranked second among team leaders in appearances, tied for second in assists, third in scoring and goals, and tied for fourth in PPG (5)...posted a career-high seven-game point streak (6-3=9), Dec. 14-28...earned 3-2=5 points in 10 Calder Cup Playoff games, co-leading the team in playoff goals and ranking tied for second in scoring...in 2012-13, scored 8-8=16 points with 12 PIM in 55 games with Timra (Swedish Hockey League)...reported to Norfolk (AHL) following Timra's season and scored one goal (1-0=1) in six games with the Admirals...collected his first career AHL point (goal) on Apr. 14 @ Providence...made his North American debut on Apr. 12 @ Worcester...led all players at the 2012 IIHF World Junior Championship in Calgary and Edmonton with nine goals and ranked tied for second in scoring (9-2=11) in six games...was named to the 2012 World Junior All-Star Team after helping lead Sweden to a gold-medal victory...became the first Anaheim draft pick to be named to the tournament All-Star Team since Paul Kariya in 1993...scored a tournament-high four goals (4-0=4) in a 9-4 win over Latvia on Dec. 26, 2011...also appeared in 48 games with Timra in 2011-12, scoring 5-5=10 points with eight PIM...signed a three-year entry-level contract with Anaheim, June 15, 2012...represented Team Sweden at the 2011 IIHF World Junior Championship in Buffalo, NY, scoring 2-0=2 points in six contests.

REGULAR SEASON										PLAYOFFS				
Season	Team	League	GP	G	A	Pts.	PIM	+/-		GP	G	A	Pts.	PIM
2008-09	Skovde IK Jr.	Sweden Jr.	17	13	7	20	18	-		-	-	-	-	-
2009-10	Skovde IK Jr.	Sweden Jr.	1	0	3	3	0	-		-	-	-	-	-
2010-11	Skovde IK Jr.	Sweden Jr.	2	1	3	4	2	-		-	-	-	-	-
2011-12	Timra Jr.	Sweden Jr.	2	2	2	4	0	0		-	-	-	-	-
	Sundsvall	Sweden - 2	1	0	0	0	0	0		-	-	-	-	-
	Timra	SHL	48	5	5	10	8	-3		10	3	4	7	4
2012-13	Timra	SHL	55	8	8	16	12	-10		10	4	2	6	0
	Norfolk	AHL	6	1	0	1	0	-5		-	-	-	-	-
2013-14	Norfolk	AHL	74	17	23	40	55	-1		10	3	2	5	2
2014-15	Norfolk	AHL	58	15	25	40	46	+2		-	-	-	-	-
	ANAHEIM	NHL	1	0	0	0	0	0		-	-	-	-	-
NHL Totals			1	0	0	0	0	0		-	-	-	-	-
AHL Totals			138	33	48	81	101	-4		10	3	2	5	2



KEVIN GAGNE DEFENSEMAN

SHOOTS: Left **HEIGHT:** 5-8 **WEIGHT:** 176


BORN: April 14, 1992; Edmundston, New Brunswick

ACQUIRED: Signed as a free agent, March 6, 2013

DRAFTED: Not drafted

Appeared in his second AHL season in 2014-15, recording 2-6=8 points with 16 PIM in 57 games with Norfolk...reached the 100-game AHL milestone on Dec. 27 @ Lehigh Valley...scored his second career PPG on Mar. 6 vs. Binghamton...appeared in his first full AHL season with Norfolk in 2013-14, scoring 3-19=22 points with 25 PIM in 71 games...ranked second among team defensemen in scoring and appearances, tied for second in assists and tied for third in goals...earned his first AHL multi-point game (0-2=2) on Oct. 11 vs. Binghamton, the first of three in 2013-14...scored his first career AHL goal (1-0=1) in a 4-3 shootout victory, Nov. 3 @ Hershey...added one assist in eight Calder Cup Playoff games...appeared in 62 games for Rimouski and Saint John during the 2012-13 QMJHL season, registering 17-54=71 points with a +11 rating and 36 PIM...ranked second among QMJHL defensemen in scoring and third in the Canadian Hockey League in scoring...set career highs in goals, assists and points...began the season with Saint John before being acquired by Rimouski on Dec. 22...recorded a career-high 10-game point streak (8-9=17), Nov. 18-Dec. 12...scored 1-1=2 points in six postseason contests for Rimouski...signed a three-year entry-level contract with Anaheim on Mar. 6 and made his professional debut with Norfolk (AHL) on Mar. 12 @ Worcester...recorded his first AHL point (assist), Apr. 21 @ Providence...collected 9-26=35 points with a +36 rating and 10 PIM for Saint John in 2011-12...among club defensemen, ranked third in scoring and plus/minus, and tied for third in goals...registered 2-13=15 points and a +21 rating in 17 postseason games and helped Saint John capture its second consecutive President Cup by sweeping Rimouski in the final round of the QMJHL Playoffs...appeared in all four games for the Sea Dogs in the 2012 Memorial Cup, earning two assists and a +2 rating...in 2010-11, helped lead Saint John to its first-ever Memorial Cup championship by defeating host Mississauga, 3-1, in the final game...registered one goal and two PIM in four tournament games...appeared in 59 regular-season games, collecting 6-26=32 points with a +37 rating and 34 PIM...earned 4-25=29 points in 63 games during his second season with the Sea Dogs in 2009-10...posted career highs in plus/minus (+39) and PIM (40)...in 2008-09, collected 3-3=6 points and a +1 rating in 48 games in his debut season in the QMJHL.

REGULAR SEASON									PLAYOFFS				
Season	Team	League	GP	G	A	Pts.	PIM	+/-	GP	G	A	Pts.	PIM
2008-09	Saint John	QMJHL	48	3	3	6	20	+1	4	0	0	0	0
2009-10	Saint John	QMJHL	63	4	25	29	40	+39	5	0	1	1	2
2010-11	Saint John	QMJHL	59	6	26	32	34	+37	19	2	5	7	4
2011-12	Saint John	QMJHL	68	9	26	35	10	+36	17	2	13	15	2
2012-13	Saint John	QMJHL	31	11	23	34	14	+5	-	-	-	-	-
	Rimouski	QMJHL	31	6	31	37	22	+6	6	1	1	2	0
	Norfolk	AHL	5	0	1	1	0	-3	-	-	-	-	-
2013-14	Norfolk	AHL	71	3	19	22	25	-8	8	0	1	1	0
2014-15	Norfolk	AHL	57	2	6	8	16	-21	-	-	-	-	-
AHL Totals			133	5	26	31	41	-32	8	0	1	1	0



MATT HACKETT

GOALTENDER

CATCHES: Left **HEIGHT:** 6-2 **WEIGHT:** 175

BORN: March 7, 1990; London, Ontario

ACQUIRED: Signed as a free agent, July 1, 2015


DRAFTED: By Minnesota in the third round (77th overall) of the 2009 NHL Draft

Appeared in five games for Buffalo in 2014-15, going 0-4-1 with a 4.32 GAA and .884 SV%...was recalled from Rochester (AHL) on Jan. 26 and made his NHL season debut on Jan. 30 @ VAN, stopping 33-of-37 shots...also appeared in four games for the Sabres in March, including a 40-save performance on Mar. 21 @ NSH...played the remainder of the season with Rochester, posting an 8-5-3 record with a 2.76 GAA and .904 SV% in 16 games...missed the opening three months due to a lower-body injury...made eight appearances for Buffalo in 2013-14, posting a 1-6-1 record with a 3.10 GAA and .908 SV%...earned his fourth career NHL win in his Buffalo debut on Mar. 20 @ EDM, stopping 35-of-36 shots en route to a 3-1 victory...began the season with Rochester, going 13-17-2 with a 3.07 GAA and .898 SV% in 33 games...led Rochester goaltenders in saves (880), games, minutes (1,952) and shots against (980)...made one appearance for Minnesota in 2012-13, dropping a 5-3 decision on Mar. 29 @ DAL...was acquired by Buffalo with Johan Larsson, a first-round selection in the 2013 NHL Draft and a second-round selection in the 2014 NHL Draft in exchange for Jason Pominville and a fourth-round selection in the 2014 NHL Draft on Apr. 3...finished with a 22-20-3 record, 2.59 GAA and .911 SV% in 46 AHL games with Houston and Rochester...established AHL career bests in appearances and minutes (2,759)...made his NHL debut with Minnesota in 2011-12...went 3-6-0 with a 2.37 GAA and .922 SV% in 12 games with the Wild...set NHL career highs in wins, GAA, SV%, appearances and minutes played (556)...recorded the win in his NHL debut on Dec. 6 @ SJ, stopping all 34 shots in relief of Josh Harding for a 2-1 victory...also won his first career NHL start on Dec. 8 @ LA, turning aside 42-of-44 shots in a 4-2 victory...set an NHL record for the longest shutout streak to start a career (102:48)...was named the NHL's Second Star of the Week on Dec. 12 after stopping 76-of-78 shots in his first two career NHL games for a 2-0 record, 1.01 GAA and .974 SV%...with Houston, went 20-17-6 with one shutout, a 2.38 GAA and .917 SV% in 44 games...established AHL career highs in GAA and SV%...also made his second trip to the Calder Cup Playoffs...made his AHL debut with Houston in 2010-11, going 23-16-4 with a 2.37 GAA and .916 SV% in 45 games...set AHL personal bests in wins and shutouts (2)...also made his Calder Cup Playoff debut in 2011, setting a franchise record with 24 postseason starts (14-10 record).

REGULAR SEASON

PLAYOFFS

Season	Team	League	GP	MIN	GA	SO	GAA	W-L-T	SV%	GP	MIN	GA	SO	GAA	W-L
2006-07	Windsor	OHL	7	429	36	0	5.04	0-5-2	.859	-	-	-	-	-	-
2007-08	Windsor	OHL	4	130	10	0	4.61	1-1-0	.855	-	-	-	-	-	-
	Plymouth	OHL	18	978	56	0	3.44	6-9-1	.901	1	16	0	0	0.00	0-0
2008-09	Plymouth	OHL	55	3036	154	2	3.04	34-15-3	.913	11	638	32	1	3.01	6-5
2009-10	Plymouth	OHL	56	3165	138	4	2.62	33-18-3	.925	8	429	24	0	3.36	3-4
2010-11	Houston	AHL	45	2552	101	2	2.37	23-16-4	.916	24	1465	61	1	2.50	14-10
2011-12	MINNESOTA	NHL	12	556	22	0	2.37	3-6-0	.922	-	-	-	-	-	-
	Houston	AHL	44	2546	101	1	2.38	20-17-6	.917	2	61	6	0	5.93	0-2
2012-13	Houston	AHL	43	2574	114	0	2.66	19-20-3	.907	-	-	-	-	-	-
	MINNESOTA	NHL	1	59	5	0	5.08	0-1-0	.848	-	-	-	-	-	-
	Rochester	AHL	3	185	5	0	1.62	3-0-0	.955	1	58	2	0	2.08	0-1
2013-14	Rochester	AHL	33	1952	100	0	3.07	13-17-2	.898	-	-	-	-	-	-
	BUFFALO	NHL	8	426	22	0	3.10	1-6-1	.908	-	-	-	-	-	-
2014-15	Rochester	AHL	16	934	43	0	2.76	8-5-3	.904	-	-	-	-	-	-
	BUFFALO	NHL	5	250	18	0	4.32	0-4-1	.884	-	-	-	-	-	-
NHL Totals			26	1291	67	0	3.11	4-17-2	.906	-	-	-	-	-	-
AHL Totals			184	10743	464	3	2.59	86-75-18	.910	27	1584	69	1	2.61	14-13



KENTON HELGESEN

LEFT WING

SHOOTS: Left **HEIGHT:** 6-3 **WEIGHT:** 194

BORN: March 19, 1994; Grand Prairie, Alberta

DRAFTED: By Anaheim in the seventh round (187th overall) of the 2012 NHL Draft

Appeared in his fourth WHL season with Calgary in 2014-15, collecting 21-24=45 points with a +17 rating and 51 PIM in 67 games as team captain...more than doubled his goal output from his previous career best of 10 in 2013-14...ranked tied for third on the club in PPG (7)...helped lead Calgary to the Eastern Conference Final of the WHL Playoffs, scoring 6-7=13 points with eight PIM in 17 games...finished tied for third on the club in postseason goals...had a five-game playoff scoring streak (4-4=8), Mar. 31-Apr. 6...in 2013-14, scored 10-41=51 points with a +31 rating and 67 PIM in 71 games with Calgary...earned the club's Player of the Year Award and Coaches Award...set career highs in assists, points, plus/minus and appearances...ranked second among team leaders in plus/minus, third in assists and fifth in points...posted a career-best five-game point streak (1-5=6), Jan. 2-8...added 1-1=2 points with four PIM in six postseason games...signed a three-year entry-level contract with Anaheim, Apr. 19, 2014...appeared in his second WHL season with Calgary in 2012-13, registering 0-20=20 points with a +22 rating in 70 games...recorded his third career multi-assist game (0-2=2) while collecting a career-high +5 rating in a 9-0 victory, Mar. 9 vs. Lethbridge...earned one assist and a +1 rating in three playoff games for the Hitmen before suffering a hand injury that sidelined him for the remainder of the postseason...made his WHL debut with Calgary in 2011-12, scoring 3-11=14 points with a +7 rating and 63 PIM in 58 contests...collected his first WHL point (assist), Nov. 30 @ Lethbridge...scored his first WHL goal, Nov. 26 @ Prince Albert...recorded his first of two multi-assist games, Feb. 4 @ Red Deer and Feb. 17 @ Kelowna...appeared in five playoff games vs. Brandon, going scoreless.

REGULAR SEASON									PLAYOFFS				
Season	Team	League	GP	G	A	Pts.	PIM	+/-	GP	G	A	Pts.	PIM
2011-12	Calgary	WHL	58	3	11	14	63	+7	5	0	0	0	2
2012-13	Calgary	WHL	70	0	20	20	116	+22	3	0	1	1	0
2013-14	Calgary	WHL	71	10	41	51	67	+31	6	1	1	2	4
2014-15	Calgary	WHL	67	21	24	45	51	+17	17	6	7	13	8
WHL Totals			266	34	96	130	297	+77	31	7	9	16	14



ONDREJ KASE

LEFT WING


SHOOTS: Right **HEIGHT:** 6-0 **WEIGHT:** 180

BORN: November 8, 1995; Kadan, Czech Republic

DRAFTED: By Anaheim in the seventh round (205th overall) of the 2014 NHL Draft

Helped Pirati Chomutov (Czech Republic second division) to its respective league championship in 2014-15, collecting 6-5=11 points with four PIM in 11 playoff games...among postseason leaders, ranked tied for eighth in scoring, tied for sixth in goals and tied for fourth in plus/minus (+7)...also appeared in 37 regular-season games with Pirati Chomutov, scoring 7-14=21 points with a +16 rating and eight PIM...signed a three-year entry-level contract with Anaheim on May 14, 2015...played 37 games with Pirati Chomutov in 2013-14, earning 4-3=7 points...also appeared in five games on loan with SK Kadan (Czech second division) and seven contests with Chomutov's junior team...has represented the Czech Republic at the 2015 and 2014 World Junior Championships, 2013 U-18 World Championship, the 2012 Ivan Hlinka Memorial tournament and the 2012 World U-17 Hockey Challenge...scored the GWG against Slovakia to secure a spot in the quarterfinals at the 2014 World Juniors...was named one of his country's top three players at the 2013 U-18 World Championship after collecting 1-2=3 points in five games.

			REGULAR SEASON						PLAYOFFS				
Season	Team	League	GP	G	A	Pts.	PIM	+/-	GP	G	A	Pts.	PIM
2012-13	KLH Chomutov Jr.	Czech Jr.	22	9	7	16	18	+13	3	0	0	0	2
	SK Kadan	Czech-2	9	2	1	3	2	+2	4	1	0	1	0
2013-14	Pirati Chomutov	Czech	37	4	3	7	10	-4	7	1	2	3	0
	KLH Chomutov Jr.	Czech Jr.	7	5	10	15	12	+14	1	0	2	2	0
	SK Kadan	Czech-2	5	3	1	4	0	0	-	-	-	-	-
2014-15	Pirati Chomutov	Czech-2	37	7	14	21	8	+16	11	6	5	11	4
	KLH Chomutov Jr.	Czech Jr.	3	1	7	8	0	+5	-	-	-	-	-
Czech Republic League Totals			37	4	3	7	10	-4	7	1	2	3	0



NICOLAS KERDILES

LEFT WING

SHOOTS: Left **HEIGHT:** 6-2 **WEIGHT:** 191

BORN: January 11, 1994; Lewisville, TX

DRAFTED: By Anaheim in the second round (36th overall) of the 2012 NHL Draft

Appeared in his first full AHL season in 2014-15, collecting 9-17=26 points with 43 PIM in 51 games with Norfolk...ranked tied for third among team leaders in PPG (4)...posted a career-high five-game scoring streak (2-3=5), Jan. 21-31...recorded his first career regular-season multi-goal game (2-0=2) to help lead Norfolk to a 3-2 overtime win on Dec. 2 @ Charlotte...appeared in his sophomore season with Wisconsin (Big Ten) in 2013-14, scoring 15-23=38 points with 33 PIM in 28 games...ranked fifth in the nation in points-per-game (1.36) and tied for 11th in assists-per-game (0.82)...among conference leaders, ranked third in scoring and goals, and second in assists en route to being named a 2013-14 Second-Team All-Star...helped lead Wisconsin to the Big Ten title with three points in the championship game, including an assist on the GWG in overtime, Mar. 22 vs. Ohio State...signed a three-year entry-level contract with Anaheim on Apr. 5, 2014...went on to appear in six regular-season AHL games with Norfolk, scoring 1-3=4 points with a +3 rating and two PIM...also made his Calder Cup Playoffs debut in 2014, co-leading the team in goals (3-1=4) while appearing in all 10 games...recorded his first career multi-goal game (2-0=2) to lead Norfolk to a 3-1 win in Game 1 of the Eastern Conference Semifinals, May 6 @ St. John's...in his 2012-13 freshman season at Wisconsin (WCHA), collected 11-22=33 points and 37 PIM in 32 contests...helped lead the Badgers to the WCHA Final Five championship and received tournament MVP honors after recording 4-6=10 points in five tournament games...also scored the only goal for the Badgers in their 6-1 loss to Massachusetts-Lowell in the NCAA Northwest Regional Semifinals on Mar. 29...was named the Hockey Commissioners' Association Division 1 Rookie of the Month for March/April, ranking second in the nation in scoring and leading all rookies with 5-11=16 points in 10 games during that span...finished the season on a 12-game scoring streak (6-13=19), which included seven multi-point games...ranked second on the Badgers in scoring and assists, and third in goals...among WCHA leaders, ranked tied for fifth in rookie scoring...in 2011-12, led the U.S. National U-18 squad with 20-22=42 points in 50 contests...his seven PPG also led the club, while his four GWG ranked second...became the first Anaheim Ducks draft selection who was raised in Orange County (raised in Irvine, born in Lewisville, TX)...won gold with Team USA at both the 2011 and 2012 IIHF U-18 World Junior Championships...in the 2012 tournament, scored a team high 2-3=5 points in the gold-medal game against Sweden...scored the overtime goal in Team USA's semifinal game at the 2011 World U-17 Hockey Challenge.

Season	Team	League	REGULAR SEASON						PLAYOFFS				
			GP	G	A	Pts.	PIM	+/-	GP	G	A	Pts.	PIM
2012-13	Wisconsin	WCHA	32	11	22	33	37	-	-	-	-	-	-
2013-14	Wisconsin	Big Ten	28	15	23	38	33	-	-	-	-	-	-
	Norfolk	AHL	6	1	3	4	2	+3	10	3	1	4	2
2014-15	Norfolk	AHL	51	9	17	26	43	-10	-	-	-	-	-
AHL Totals			57	10	20	30	45	-7	10	3	1	4	2



BRIAN McGRATTAN

RIGHT WING

SHOOTS: Right **HEIGHT:** 6-4 **WEIGHT:** 235

BORN: September 2, 1981; Hamilton, Ontario

ACQUIRED: Signed as a free agent, July 10, 2015


DRAFTED: By Los Angeles in the fourth round (104th overall) of the 1999 NHL Draft

Appeared in eight games with Calgary in 2014-15, going scoreless with four PIM...was assigned to Adirondack (AHL) on Jan. 10 and played 16 games with the AHL Flames, earning 1-5=6 points with a +7 rating and 25 PIM...spent the entire 2013-14 season with Calgary, collecting 4-4=8 points with a team-leading 100 PIM in 76 games...set career highs in goals, assists, points and appearances...began the 2012-13 campaign with Nashville, playing two games before being assigned to Milwaukee (AHL) on Feb. 15 for a two-week conditioning assignment...was acquired by Calgary in exchange for Joe Piskula on Feb. 28, 2013...finished the season with Calgary, scoring three goals (3-0=3) with 49 PIM in 19 games...in 2011-12, was claimed off waivers by Nashville from Anaheim on Oct. 11...played his first season with the Predators, collecting two assists (0-2=2) and 61 PIM in 30 games...appeared in 59 AHL contests with Syracuse and Providence in 2010-11, scoring 10-5=15 points with 153 PIM...opened his ninth professional season with Providence before being acquired by Anaheim with Sean Zimmerman from Boston in exchange for Stefan Chaput and David Laliberte, Feb. 27...spent the remainder of the season with Syracuse, earning 6-4=10 points with 56 PIM in 20 games...scored two goals and set a Syracuse franchise record with 13 shots on net, Mar. 12 vs. Rochester...appeared in his fifth NHL season with Calgary in 2009-10, recording 1-3=4 points with a +4 rating and 86 PIM in 34 games...netted his fourth career NHL goal and first career multi-point game (1-1=2), Oct. 16 vs. VAN...established career highs with four shots on net and 9:55 TOI, Jan. 30 vs. EDM...missed the majority of the 2008-09 season...played five games with Phoenix, going scoreless with 22 PIM...also appeared in one game with San Antonio (AHL)...appeared in his third NHL season with Ottawa in 2007-08...registered 0-3=3 points with 46 PIM in 38 games, matching his career best in assists...appeared in his second NHL season with Ottawa in 2006-07...appeared in 45 contests, earning 0-2=2 points with 100 PIM...played his 100th career NHL game, Jan. 1 vs. VAN...matched his career high with 14 PIM, Dec. 19 vs. BOS...made his NHL debut with Ottawa in 2005-06...set career highs in goals (2), assists (3), points (5), games played (60) and PIM (141)...scored his first career NHL goal (Brodeur), Nov. 19 vs. NJ...made his NHL debut, Oct. 5 @ TOR.

REGULAR SEASON

PLAYOFFS

Season	Team	League	GP	G	A	Pts.	PIM	+/-	GP	G	A	Pts.	PIM
2002-03	Binghamton	AHL	59	9	10	19	173	+9	1	0	0	0	0
2003-04	Binghamton	AHL	66	9	11	20	327	-16	1	0	0	0	0
2004-05	Binghamton	AHL	71	7	1	8	551	-8	6	0	2	2	28
2005-06	OTTAWA	NHL	60	2	3	5	141	0	-	-	-	-	-
2006-07	OTTAWA	NHL	45	0	2	2	100	-1	-	-	-	-	-
2007-08	OTTAWA	NHL	38	0	3	3	46	0	-	-	-	-	-
2008-09	PHOENIX	NHL	5	0	0	0	22	-2	-	-	-	-	-
	San Antonio	AHL	1	0	0	0	2	0	-	-	-	-	-
2009-10	CALGARY	NHL	34	1	3	4	86	+3	-	-	-	-	-
2010-11	Providence	AHL	39	4	1	5	97	-7	-	-	-	-	-
	Syracuse	AHL	20	6	4	10	56	0	-	-	-	-	-
2011-12	NASHVILLE	NHL	30	0	2	2	61	-1	-	-	-	-	-
2012-13	NASHVILLE	NHL	2	0	0	0	0	0	-	-	-	-	-
	Milwaukee	AHL	6	0	0	0	4	0	-	-	-	-	-
	CALGARY	NHL	19	3	0	3	49	-4	-	-	-	-	-
2013-14	CALGARY	NHL	76	4	4	8	100	-4	-	-	-	-	-
2014-15	CALGARY	NHL	8	0	0	0	4	-2	-	-	-	-	-
	Adirondack	AHL	16	1	5	6	25	+7	-	-	-	-	-
NHL Totals			317	10	17	27	609	-11	-	-	-	-	-
AHL Totals			278	36	32	68	1235	-15	8	0	2	2	28



JAYCOB MEGNA

DEFENSEMAN

SHOOTS: Left **HEIGHT:** 6-6 **WEIGHT:** 225

BORN: December 10, 1992; Northbrook, Illinois

DRAFTED: By Anaheim in the seventh round (210th overall) of the 2012 NHL Draft

Scored 1-4=5 points with four PIM in his first full AHL season with Norfolk in 2014-15...capped a career-high three-game point streak (1-2=3) from Mar. 18-21 with his first career AHL goal on Mar. 21 @ Albany...made his professional debut with Norfolk in 2013-14, going scoreless in two games...appeared in his first career AHL game on Apr. 13 @ Portland, earning a +1 rating in a 3-2 shootout victory...signed a three-year entry-level contract with Anaheim, Apr. 4, 2014...began the season with Nebraska-Omaha (NCHC), scoring 0-10=10 points with 18 PIM in 32 games...set a career high and ranked third among team defensemen in assists...earned 2013-14 NCHC Academic All-Conference Honors in his junior season with the Mavericks...appeared in a career-high 38 games for Nebraska-Omaha (WCHA) in 2012-13, scoring 2-5=7 points and 14 PIM...ranked tied for fourth in goals among club defensemen...recorded his first career NCAA multi-point game (1-1=2), Jan. 25 @ Bemidji State...earned an assist on the GWG in Nebraska-Omaha's 2-1 victory over Minnesota State in the WCHA Tournament on Mar. 16...in his freshman season in 2011-12, ranked fourth among team defensemen with 2-3=5 points and eight PIM...played alongside older brother, Jason, a forward for the Mavericks.

Season	Team	League	REGULAR SEASON						PLAYOFFS				
			GP	G	A	Pts.	PIM	+/-	GP	G	A	Pts.	PIM
2011-12	Nebraska-Omaha	WCHA	35	2	3	5	8	-1	-	-	-	-	-
2012-13	Nebraska-Omaha	WCHA	38	2	5	7	14	+21	-	-	-	-	-
2013-14	Nebraska-Omaha	NCHC	32	0	10	10	18	-8	-	-	-	-	-
	Norfolk	AHL	2	0	0	0	2	0	-	-	-	-	-
2014-15	Norfolk	AHL	32	1	4	5	4	-1	-	-	-	-	-
AHL Totals			34	1	4	5	6	-1	-	-	-	-	-



BRANDON MONTOUR

DEFENSEMAN

SHOOTS: Right **HEIGHT:** 6-0 **WEIGHT:** 192

BORN: April 11, 1994; Brantford, Ontario

DRAFTED: By Anaheim in the second round (55th overall) of the 2014 NHL Draft

Made his AHL debut in 2014-15, scoring 1-9=10 points with a +10 rating and eight PIM in 14 games with Norfolk...had 1-7=8 points in his final seven games from Apr. 3-18 to help the Admirals to a 4-2-1 record...scored his first career AHL goal as part of his first three-point game (1-2=3), Apr. 11 @ Lehigh Valley...debuted on Mar. 18 @ Albany and earned his first career AHL point (assist) on Mar. 20 @ Binghamton...signed a three-year entry-level contract with Anaheim on Mar. 16...collected 3-17=20 points with 30 PIM in 21 games with the University of Massachusetts-Amherst (Hockey East)...among team leaders, ranked first in points-per-game (0.95), second in assists and first in scoring among defensemen...was named the Hockey East Rookie of the Month for January after ranking tied for second in the nation for scoring by a defenseman with 2-8=10 points in eight games...began the season with Waterloo (USHL), earning 6-15=21 points with 30 PIM in 17 games...was named the USHL's Player of the Year, Defenseman of the Year and a USHL First Team All-Star with Waterloo in 2013-14...led all USHL defensemen and ranked ninth overall in scoring with 14-48=62 points in 60 games...helped Waterloo to the top record in the regular season and went on to lead the USHL in postseason scoring with 6-10=16 points in 12 Clark Cup Playoff games.

REGULAR SEASON									PLAYOFFS				
Season	Team	League	GP	G	A	Pts.	PIM	+/-	GP	G	A	Pts.	PIM
2013-14	Waterloo	USHL	60	14	48	62	36	+35	12	6	10	16	10
2014-15	Waterloo	USHL	17	6	15	21	30	-11	-	-	-	-	-
	UMass-Amherst	Hockey East	21	3	17	20	30	-6	-	-	-	-	-
	Norfolk	AHL	41	1	9	10	8	+10	-	-	-	-	-
AHL Totals			41	1	9	10	8	+10	-	-	-	-	-




CHRIS MUELLER

CENTER

SHOOTS: Right **HEIGHT:** 5-11 **WEIGHT:** 206
BORN: March 6, 1986; West Seneca, New York
ACQUIRED: Signed as a free agent, July 1, 2015
DRAFTED: Not drafted

Appeared in seven games for the New York Rangers in 2014-15, scoring 1-1=2 points with seven PIM...won 38-of-64 faceoff attempts (59.4%)...made his Rangers debut on Oct. 19 vs. SJ and collected his first points with the club on Oct. 21 @ NJ (1-1=2), marking his second career multi-point game and first career PPG...was recalled from Hartford (AHL) on Oct. 17 and reassigned to the Wolf Pack on Nov. 6 for the remainder of the season...collected 14-26=40 points with 26 PIM in 64 AHL games...ranked tied for third among team leaders in PPG (6) and power-play assists (10), and led in shorthanded assists (2)...made his sixth consecutive trip to the Calder Cup Playoffs, posting 5-4=9 points with six PIM in 15 games...ranked second on Hartford in playoff goals and led in PPG (3)...was signed by the Rangers as a free agent, July 1, 2014...played nine games for Dallas in 2013-14, posting a 53.7 faceoff percentage (29-of-54)...made his Stanley Cup Playoff debut with the Stars in 2014, appearing in four games during their First Round series vs. Anaheim...appeared in his first career Stanley Cup Playoff game in Game 3 of the First Round on Apr. 21 vs. Anaheim...in 60 games with Texas (AHL), recorded 25-32=57 points with a +9 rating and 29 PIM in 60 games...set an AHL career high in assists and PPG (15)...helped lead the Texas Stars to a Calder Cup championship in his fifth consecutive AHL postseason...established AHL playoff career bests in goals (6) and games (19)...in 2012-13, scored 2-3=5 points with six PIM in 18 games with Nashville...set NHL career highs goals points and games...scored his first career NHL goal on Mar. 19 @ CBJ (Bobrovsky) and earned his first career GWG in a 3-2 victory on Mar. 25 vs. EDM...played 55 games for Milwaukee (AHL), scoring 18-18=36 points with 35 PIM...also appeared in Calder Cup Playoffs for the fourth straight season...played four games for Nashville in 2011-12, winning 15-of-27 faceoff attempts (55.6%)...spent the remainder of the season with Milwaukee, setting AHL career highs in goals (32), points (32-28=60) and games (73)...added one goal (1-0=1) in three Calder Cup Playoff games...appeared in his first NHL season with Nashville in 2010-11, earning three assists (0-3=3) with two PIM in 15 games...recorded his first career multi-point/assist game (0-2=2) with a +2 rating in a 5-2 win on Jan. 18 @ PHX...made his NHL debut on Dec. 28 vs. DAL and collected his first NHL point (assist) on Jan. 16 @ CHI...with Milwaukee, scored 24-26=50 points with 34 PIM in 67 games...led Milwaukee in goals and points...also established AHL postseason career bests in assists (7) and scoring (4-7=11) in 13 Calder Cup Playoff games.

REGULAR SEASON										PLAYOFFS				
Season	Team	League	GP	G	A	Pts.	PIM	+/-		GP	G	A	Pts.	PIM
2004-05	Michigan State	CCHA	41	2	16	18	32	-		-	-	-	-	-
2005-06	Michigan State	CCHA	41	11	16	27	47	-		-	-	-	-	-
2006-07	Michigan State	CCHA	42	16	16	32	30	-		-	-	-	-	-
2007-08	Michigan State	CCHA	42	13	14	27	32	-		-	-	-	-	-
2008-09	Grand Rapids	AHL	2	0	0	0	0	+2		-	-	-	-	-
	Lake Erie	AHL	59	5	11	16	23	+1		-	-	-	-	-
	Johnstown	ECHL	3	3	3	6	2	+3		-	-	-	-	-
2009-10	Cincinnati	ECHL	5	4	1	5	0	0		-	-	-	-	-
	Milwaukee	AHL	67	13	14	27	37	+10		7	3	2	5	4
2010-11	Milwaukee	AHL	67	24	26	50	34	+7		13	4	7	11	13
	NASHVILLE	NHL	15	0	3	3	2	0		-	-	-	-	-
2011-12	Milwaukee	AHL	73	32	28	60	30	-5		3	1	0	1	0
	NASHVILLE	NHL	4	0	0	0	0	-1		-	-	-	-	-
2012-13	Milwaukee	AHL	55	18	18	36	35	-3		2	0	0	0	2
	NASHVILLE	NHL	18	2	3	5	6	-4		-	-	-	-	-
2013-14	DALLAS	NHL	9	0	0	0	0	-2		4	0	0	0	2
	Texas	AHL	60	25	32	57	29	+9		19	6	5	11	12
2014-15	NY RANGERS	NHL	7	1	1	2	0	-1		-	-	-	-	-
	Hartford	AHL	64	14	26	40	26	-2		15	5	4	9	6
NHL Totals			53	3	7	10	8	-8		4	0	0	0	2
AHL Totals			447	131	155	286	214	+22		59	19	18	37	37



JULIUS NATTINEN

CENTER

SHOOTS: Left **HEIGHT:** 6-2 **WEIGHT:** 191

BORN: January 14, 1997; Jyvaskyla, Finland

DRAFTED: By Anaheim in the second round (59th overall) of the 2015 NHL Draft

Appeared in nine games for JYP Jyvaskyla of the Finnish Elite League in 2014-15, scoring 0-3=3 points with an even plus/minus rating...played most of the season with JYP-Akatemia in Finland's second division, recording 11-18=29 points with eight PIM in 39 games...helped lead Finland to a silver medal at the 2015 IIHF Under-18 World Championship, scoring his team's lone goal in the final game against the U.S...signed a three-year entry-level contract with Anaheim on July 16, 2015...in 2013-14, played one game for JYP Jyvaskyla and five for JYP-Akatemia...added 5-22=27 points with 14 PIM in 32 games with JYP Jyvaskyla's junior team.

Season	Team	League	REGULAR SEASON							PLAYOFFS				
			GP	G	A	Pts.	PIM	+/-		GP	G	A	Pts.	PIM
2012-13	JYP Jyvaskyla Jr.	Finland Jr.	24	5	10	15	6	-3		5	1	0	1	2
2013-14	JYP Jyvaskyla Jr.	Finland Jr.	32	5	22	27	14	-4		-	-	-	-	-
	JYP Jyvaskyla	Finland	1	0	0	0	2	0		-	-	-	-	-
	JYP-Akatemia	Finland-2	5	0	0	0	0	-4		-	-	-	-	-
2014-15	JYP-Akatemia	Finland-2	39	11	18	29	8	+9		6	0	0	0	2
	JYP Jyvaskyla	Finland	9	0	3	3	0	0		-	-	-	-	-
Finish Elite League Totals			10	0	3	3	2	0		-	-	-	-	-



STEFAN NOESEN

RIGHT WING

SHOOTS: Right **HEIGHT:** 6-1 **WEIGHT:** 205


BORN: February 12, 1993; Plano, Texas

ACQUIRED: From Ottawa with Jakob Silfverberg and a first-round selection in the 2014 NHL Draft in exchange for Bobby Ryan, July 5, 2013

DRAFTED: By Ottawa in the first round (21st overall) of the 2011 NHL Draft

Made his NHL debut with Anaheim in 2014-15, recording one blocked shot in 6:54 TOI on Apr. 3 vs. COL...was recalled from Norfolk (AHL) earlier in the day and reassigned on Apr. 8...scored 1-2=3 points in his first three games with Norfolk, including his first AHL point (assist) on Oct. 11 vs. Hershey and first AHL goal (GWG) on Oct. 17 vs. Manchester...missed 44 games due to a lacerated Achilles tendon injury that occurred on Oct. 18 vs. Manchester...was limited to two regular-season games with Norfolk in 2013-14 after suffering a torn ACL in his left knee during practice in October...returned to play four Calder Cup Playoff games, earning 0-4=4 points with four PIM...led Norfolk in assists and ranked tied for fourth in playoff scoring...picked up two points (0-2=2) in his postseason debut in Game 3 of the Eastern Conference Semifinals on May 10 vs. St. John's...appeared in his fourth OHL season with Plymouth in 2012-13...made his third consecutive trip to the OHL Playoffs, scoring 7-12=19 points with a +15 rating and 24 PIM in 15 games...helped the Whalers to the OHL's Eastern Conference Finals, finishing second on the club in points and plus/minus...appeared in 51 regular-season games, collecting 25-28=53 points with a +7 rating and 43 PIM in 51 games...ranked fourth on the club in goals...was selected as a member of Team USA's 2013 IIHF World Junior Championship squad, but had to sit out of the tournament due to an OHL suspension...appeared in his third OHL season with Plymouth in 2011-12...scored 7-8=15 points with four PIM in seven OHL Playoff games, leading the club in scoring, ranked tied for first in goals and tied for second in assists...in 63 regular-season games, notched 38-44=82 points with a +18 rating and 74 PIM...set career highs in goals, points and plus/minus, and tied his personal best in assists...led the Whalers in points and goals, and co-led the club in assists...made his OHL Playoff debut with Plymouth in 2010-11, earning 6-5=11 points with 16 PIM...led the team in goals, ranked second in scoring and tied for second in assists...tallied 33-44=77 points with a +14 rating in 68 regular-season games...established a personal best in assists...tied for the team lead in scoring, goals, assists and games played...made his OHL debut with Plymouth in 2009-10, earning 3-5=8 points with a +1 rating and four PIM.

REGULAR SEASON										PLAYOFFS				
Season	Team	League	GP	G	A	Pts.	PIM	+/-		GP	G	A	Pts.	PIM
2009-10	Plymouth	OHL	33	3	5	8	4	+1		-	-	-	-	-
2010-11	Plymouth	OHL	68	33	44	77	80	+14		11	6	5	11	16
2011-12	Plymouth	OHL	63	38	44	82	74	+18		7	7	8	15	4
2012-13	Plymouth	OHL	51	25	28	53	43	+7		15	7	12	19	24
2013-14	Norfolk	AHL	2	0	0	0	4	0		4	0	4	4	4
2014-15	Norfolk	AHL	27	7	9	16	27	-5		-	-	-	-	-
	ANAHEIM	NHL	1	0	0	0	0	0		-	-	-	-	-
NHL Totals			1	0	0	0	0	0		-	-	-	-	-
AHL Totals			29	7	9	16	31	-5		4	0	4	4	4



ANDREW O'BRIEN DEFENSEMAN

SHOOTS: Left **HEIGHT:** 6-4 **WEIGHT:** 208

BORN: November 21, 1992; Hamilton, Ontario

DRAFTED: By Anaheim in the fourth round (108th overall) of the 2012 NHL Draft

Appeared in his first full AHL season with Norfolk in 2014-15, collecting 4-10=14 points with 118 PIM in 62 games...co-led team defensemen in goals, ranked second in scoring and assists...finished third overall on the team in PIM...scored three goals in a five-game span from Jan. 23-Feb. 6, including his first career AHL goal on Jan. 23 vs. Wilkes-Barre/Scranton and his first goal streak (two games, 2-0=2) from Jan. 31-Feb. 6...recorded his first career AHL point (assist) on Oct. 13 vs. Hershey...made his professional debut with Utah (ECHL) in 2013-14, earning 2-3=5 points with 70 PIM in 24 games...missed the start of the season due to a left wrist injury, suffered the previous season in the QMJHL...made his pro debut on Dec. 6 vs. Alaska...collected his first career point (goal) on the power play in a 4-1 victory, Mar. 15 vs. Stockton...picked up his first career assist in his next game, a 4-2 win on Mar. 21 vs. Colorado...had a four-game stint with Norfolk from Feb. 2-22, going scoreless with four PIM...made his AHL debut on Feb. 2 @ Hershey...appeared in three ECHL Playoff games vs. Bakersfield, going scoreless...played 67 games in his first season with Rouyn-Noranda (QMJHL) in 2012-13, recording 2-16=18 points with a +19 rating and 113 PIM...while leading the team in PIM, also led club defensemen in plus/minus and ranked third in scoring...collected four assists in 14 postseason contests, including a multi-assist game on Apr. 5 @ Quebec (0-2=2)...signed a three-year entry-level contract with Anaheim, Apr. 5, 2013...in his second QMJHL season in 2011-12, scored 8-21=29 points with 95 PIM in 68 games with Chicoutimi...ranked third among club defensemen in scoring and tied for fifth overall in PPG (4)...also ranked tied for second among team defensemen in goals...added 1-9=10 points in 18 QMJHL Playoff games, helping lead his team to a semifinal appearance against Saint John...ranked second among club defensemen in postseason points...made his QMJHL debut with Chicoutimi in 2010-11, recording 1-9=10 points with 33 PIM in 55 games.

REGULAR SEASON									PLAYOFFS				
Season	Team	League	GP	G	A	Pts.	PIM	+/-	GP	G	A	Pts.	PIM
2010-11	Chicoutimi	QMJHL	55	1	9	10	33	-9	4	1	1	2	6
2011-12	Chicoutimi	QMJHL	68	8	21	29	95	+2	18	1	9	10	31
2012-13	Rouyn-Noranda	QMJHL	67	2	16	18	113	+19	14	0	4	4	22
2013-14	Utah	ECHL	24	2	3	5	70	-7	3	0	0	0	0
	Norfolk	AHL	4	0	0	0	4	-3	-	-	-	-	-
2014-15	Norfolk	AHL	62	4	10	14	118	-17	-	-	-	-	-
AHL Totals			66	4	10	14	118	-20	-	-	-	-	-
ECHL Totals			24	2	3	5	70	-7	3	0	0	0	0



SHANE O'BRIEN DEFENSEMAN

SHOOTS: Left **HEIGHT:** 6-3 **WEIGHT:** 250

BORN: August 9, 1983; Port Hope, Ontario

ACQUIRED: Signed as a free agent, July 16, 2015

DRAFTED: By Anaheim in the eighth round (250th overall) of the 2003 NHL Draft

Appeared in nine games for Florida in 2014-15, earning one assist (0-1=1) with five PIM...picked up his first point (assist) as a Panther in his second game with the club on Jan. 4 @ WSH...was recalled from San Antonio (AHL) on Jan. 2 and reassigned back to the AHL on Jan. 15...played 51 games with San Antonio, scoring 11-19=30 points with a +6 rating and 127 PIM...led team defensemen in scoring and goals, and ranked second in assists...had a season-high three points (1-2=3) on Mar. 17 vs. Charlotte...added one assist (0-1=1) and 17 PIM in two Calder Cup Playoff games...signed a one-year contract with Florida on Oct. 6...appeared in his eighth NHL season in 2013-14, his first with Calgary...collected three assists (0-3=3) with 58 PIM in 45 games...appeared in his 500th career NHL game, Nov. 8 @ COL...played the remainder of the season with Abbotsford, recording 3-5=8 points with a +6 rating and 58 PIM in 31 games...also scored one goal (1-0=1) in four postseason games...was acquired by Calgary from Colorado with David Jones in exchange for Alex Tanguay and Cory Sarich, June 27, 2013...appeared in his seventh NHL season in 2012-13, his second with Colorado...posted four assists (0-4=4) with 60 PIM in 28 games...ranked third on the club in PIM...signed a three-year contract extension with the Avalanche on June 26, 2012...tied his career high in assists (17) with Colorado in 2011-12...finished with 3-17=20 points with a +2 rating and 105 PIM in 76 games...was second on the team in PIM...reached the 400-game NHL milestone on Nov. 20 vs. SJ...had a career-high four-game scoring streak (0-4=4), Dec. 17-23...signed a one-year contract with Colorado on July 13, 2011...appeared in a career-tying 80 games with Nashville, scoring 2-7=9 points with a +1 rating and team-high 83 PIM...ranked second on the club with 164 hits...played his 300th career NHL game on Oct. 9 vs. ANA...matched his playoff career high in games played (12), while pacing the club in hits (42)...was acquired by Nashville with Dan Gendur from Vancouver in exchange for Ryan Parent and Jonas Andersson on Oct. 5, 2010...appeared in his fourth NHL season in 2009-10, his first full season with Vancouver...collected 2-6=8 points with a career-high +15 rating and 79 PIM in 65 games...led Vancouver blueliners in hits (112) and ranked second in plus/minus...set playoff career highs in points (1-2=3), assists and games played, and matched a personal best in appearances...signed a one-year contract with Vancouver on July 7, 2009...began the 2008-09 season with Tampa Bay, playing one game on Oct. 4 vs. NYR...was acquired by Vancouver with Michel Ouellet in exchange for Lukas Krajcek and Juroj Simek on Oct. 6, 2008...earned 10 assists (0-10=10) with a +6 rating and a career-high 196 PIM in 76 games with Vancouver...ranked second among NHL leaders in PIM...played his 200th career NHL game on Jan. 7 @ EDM...recorded his first career postseason point (assist) in Game 4 of the CQF on Apr. 21 @ STL and first goal in Game 6 of the CSF on May 11 @ CHI...appeared in his second NHL season in 2007-08, his first full campaign with Tampa Bay...registered 4-17=21 points with 154 PIM in 77 games...set career highs in points, goals and assists...among team leaders, ranked first in PIM, second in hits (128) and fourth in blocked shots (100) and takeaways (42)...reached 100 career NHL games on Nov. 21 vs. NYR...appeared in his first NHL season in 2006-07, split with Anaheim and Tampa Bay...began the season with Anaheim, scoring 2-12=14 points with a +5 rating and 140 PIM in 62 games...made his NHL debut on Oct. 6 vs. LA and earned his first NHL point (assist) on Oct. 7 @ PHX...scored his first NHL goal, Oct. 18 vs. DET...was acquired by Tampa Bay with a third-round selection in the 2007 NHL Draft in exchange for Gerald Coleman and a first-round selection in the 2007 NHL Draft on Feb. 24, 2007...between both clubs, played a career-high 80 games...made his Stanley Cup Playoff debut with Tampa Bay, appearing in six games.

REGULAR SEASON									PLAYOFFS				
Season	Team	League	GP	G	A	Pts.	PIM	+/-	GP	G	A	Pts.	PIM
2001-02	Kingston	OHL	67	10	23	33	132		1	0	0	0	2
2002-03	Kingston	OHL	28	8	15	23	90	-1	-	-	-	-	-
	Toronto-St. Mike's	OHL	34	8	11	19	108	-20	19	4	10	14	79
2003-04	Cincinnati	AHL	60	2	8	10	163	+2	9	0	2	2	30
2004-05	Cincinnati	AHL	77	5	20	25	319	+4	12	1	3	4	57
2005-06	Portland	AHL	77	8	33	41	287	+20	19	6	16	22	81
2006-07	ANAHEIM	NHL	62	2	12	14	140	+5	-	-	-	-	-
	TAMPA BAY	NHL	18	0	2	2	36	-8	6	0	0	0	12
2007-08	TAMPA BAY	NHL	77	4	17	21	154	-2	-	-	-	-	-
2008-09	TAMPA BAY	NHL	1	0	0	0	0	-1	-	-	-	-	-
	VANCOUVER	NHL	76	0	10	10	196	+6	10	1	1	2	24
2009-10	VANCOUVER	NHL	65	2	6	8	79	+15	12	1	2	3	25
2010-11	NASHVILLE	NHL	80	2	7	9	83	+1	12	0	0	0	18
2011-12	COLORADO	NHL	76	3	17	20	105	+2	-	-	-	-	-
2012-13	COLORADO	NHL	28	0	4	4	60	0	-	-	-	-	-
2013-14	CALGARY	NHL	45	0	3	3	58	-8	-	-	-	-	-
	Abbotsford	AHL	31	3	5	8	58	+6	4	1	0	1	18
2014-15	San Antonio	AHL	51	11	19	30	127	+6	2	0	1	1	17
	FLORIDA	NHL	9	0	1	1	5	-4	-	-	-	-	-
NHL Totals			537	13	79	92	916	+6	40	2	3	5	79
AHL Totals			296	29	85	114	954	+38	46	8	22	30	203



MARCUS PETTERSSON

DEFENSEMAN

SHOOTS: Left **HEIGHT:** 6-4 **WEIGHT:** 170

BORN: May 8, 1996; Skelleftea, Sweden

DRAFTED: By Anaheim in the second round (38th overall) of the 2014 NHL Draft

Began the 2014-15 season with Skelleftea AIK (Swedish Hockey League), going scoreless in 14 games...also appeared in 20 games with Skelleftea's junior team, recording 2-8=10 points...was loaned to Vita Hasten (second division) for the remainder of the season, scoring 2-2=4 points with 16 PIM in 10 games...added 1-2=3 points with eight PIM in nine playoff games with Vita Hasten...played 10 games with Skelleftea AIK in 2013-14...spent most of the season with Skelleftea's junior team as an assistant captain, collecting 4-14=18 points with 38 PIM in 38 games...has represented Sweden in several international tournaments, including the 2014 U-18 World Championship and the 2013 World U-17 Hockey Challenge (won gold).

REGULAR SEASON									PLAYOFFS				
Season	Team	League	GP	G	A	Pts.	PIM	+/-	GP	G	A	Pts.	PIM
2012-13	Skelleftea Jr.	Sweden Jr.	37	4	8	12	16	+4	2	0	0	0	0
2013-14	Skelleftea Jr.	Sweden Jr.	38	4	14	18	38	+4	2	0	0	0	2
2014-15	Skelleftea AIK	SHL	10	0	0	0	2	+2	-	-	-	-	-
	Skelleftea Jr.	Sweden Jr.	20	2	8	10	20	-4	1	0	0	0	2
	Skelleftea AIK	SHL	14	0	0	0	0	-1	-	-	-	-	-
	Vita Hasten	Sweden-2	10	2	2	4	16	+5	9	1	2	3	8
Swedish Hockey League Totals			24	0	0	0	2	+1	-	-	-	-	-



JOE PISKULA DEFENSEMAN


SHOOTS: Left **HEIGHT:** 6-3 **WEIGHT:** 205
BORN: July 5, 1984; Antigo, Wisconsin
ACQUIRED: Signed as a free agent, July 1, 2015
DRAFTED: Not drafted

Appeared in one game for Nashville in 2014-15, going scoreless with two PIM in 16:27 TOI on Apr. 11 @ DAL...was recalled from Milwaukee (AHL) earlier in the day for Nashville's final regular season game...served as team captain for Milwaukee, scoring 1-16=17 points with a career-tying +20 rating in 67 games...led Milwaukee in plus/minus for the second consecutive season...had a trio of two-assist games, including two in a three-game span to start the season from Oct. 10-17 (0-4=4)...scored his lone goal of 2014-15, the game winner, on Nov. 15 vs. Rockford...signed a one-year contract with Anaheim on July 1, 2015...played two games for Nashville in 2013-14, going scoreless with a +1 rating...was recalled from Milwaukee on Nov. 30 and appeared that night vs. PHI and Dec. 3 vs. VAN...was reassigned to the AHL on Dec. 5...set AHL career highs in points (3-20=23), assists and appearances (73) with Milwaukee...among team defensemen, ranked second in assists...made his third consecutive trip to the Calder Cup Playoffs, notching one assist (0-1=1) with four PIM in three games...split the 2012-13 season with Abbotsford (AHL) and Milwaukee, combining for 3-11=14 points with a +1 rating and 66 PIM in 69 games...was acquired by Nashville from Calgary in exchange for Brian McGrattan on Feb. 28, 2013...reached the Calder Cup Playoffs for the second straight season and fourth overall, playing four games with Milwaukee...appeared in five games for Calgary in 2011-12 from Dec. 3-10...began the season with Abbotsford, earning 3-15=18 points with a +10 rating and 48 PIM in 59 games...finished fourth on the team in plus/minus and second among team blueliners in scoring...added one assist (0-1=1) in six Calder Cup Playoff games...played the entire 2010-11 season with Abbotsford, scoring 1-11=12 points with a +1 rating and career-high 73 PIM in 71 games...signed a one-year contract with Calgary on July 1, 2011...appeared in his third consecutive season with Manchester in 2009-10, collecting 2-10=12 points with a +10 rating and 51 PIM in 72 games...ranked third on the club in plus/minus...helped lead Manchester to the 2010 AHL Eastern Conference Final, registering 2-2=4 points with 12 PIM in 16 games...in 2008-09, earning 0-12=12 points with a +11 rating and 40 PIM in 67 games with Manchester...led the club in plus/minus...made his AHL debut with Manchester in 2007-08, scoring 0-6=6 points with a +5 rating and 57 PIM in 55 games...also made his first appearance in the Calder Cup Playoffs in 2008, going scoreless with four PIM in four games...appeared in his first NHL season with Los Angeles in 2006-07, playing five games from Mar. 23-Apr. 5...made his NHL debut on Mar. 23 @ CHI, logging 8:27 TOI with two PIM.

REGULAR SEASON

PLAYOFFS

Season	Team	League	GP	G	A	Pts.	PIM	+/-	GP	G	A	Pts.	PIM
2002-03	Chicago	USHL	13	0	0	0	18	-13	-	-	-	-	-
	Des Moines	USHL	32	2	6	8	18	-10	4	0	1	1	4
2003-04	Des Moines	USHL	58	2	4	6	68	-8	3	0	1	1	0
2004-05	Wisconsin	WCHA	40	0	6	6	24	-	-	-	-	-	-
2005-06	Wisconsin	WCHA	34	2	9	11	22	-	-	-	-	-	-
2006-07	Wisconsin	WCHA	38	1	4	5	34	-	-	-	-	-	-
	LOS ANGELES	NHL	5	0	0	0	6	-3	-	-	-	-	-
2007-08	Manchester	AHL	55	0	7	7	57	+5	4	0	0	0	4
2008-09	Manchester	AHL	67	0	12	12	40	+11	-	-	-	-	-
2009-10	Manchester	AHL	72	2	10	12	51	+10	16	2	2	4	12
2010-11	Abbotsford	AHL	71	1	11	12	73	+1	-	-	-	-	-
2011-12	Abbotsford	AHL	59	3	15	18	48	+10	6	0	1	1	0
	CALGARY	NHL	5	0	0	0	2	-5	-	-	-	-	-
2012-13	Abbotsford	AHL	46	2	8	10	51	+5	-	-	-	-	-
	Milwaukee	AHL	23	1	3	4	15	-4	4	0	0	0	0
2013-14	Milwaukee	AHL	73	3	20	23	56	+20	3	0	1	1	4
	NASHVILLE	NHL	2	0	0	0	0	+1	-	-	-	-	-
2014-15	Milwaukee	AHL	67	1	16	17	30	+20	-	-	-	-	-
	NASHVILLE	NHL	1	0	0	0	2	-1	-	-	-	-	-
NHL Totals			13	0	0	0	10	-8	-	-	-	-	-
AHL Totals			533	13	102	115	421	+78	33	2	4	6	20



NICK RITCHIE

LEFT WING


SHOOTS: Left **HEIGHT:** 6-2 **WEIGHT:** 232

BORN: December 5, 1995; Orangeville, Ontario

DRAFTED: Selected by Anaheim in the first round (10th overall) of the 2014 NHL Draft

Split his fourth OHL season with Peterborough and Sault Ste. Marie in 2014-15, combining for 29-33=62 points with a +1 rating and 113 PIM in 48 games...began the campaign with Peterborough prior to being acquired by Sault Ste. Marie on Jan. 7...scored a season-best four goals to lead Sault Ste. Marie to a 12-5 win on Jan. 14 vs. Saginaw, one shy of his career best set in 2013-14...posted a season-high 10-game point streak (4-9=13) from Jan. 30-Feb. 18...finished the season with three straight multi-point games from Mar. 14-22, including a season-high five-point contest (2-3=5) on Mar. 21 vs. Windsor...ranked fourth among OHL Playoff leaders in scoring (13-13=26) despite playing six games fewer than those remaining in the top five...also ranked tied for second in goals, eighth in assists and tied for third in GWG (3)...owned the OHL's longest postseason goal streak at 10 games (13-9=22) from Mar. 18-Apr. 26 and second-longest playoff scoring streak at 12 games (13-12=25) from Mar. 27-Apr. 28...his 12 consecutive games with a point only trailed a 16-game point streak by Erie's Connor McDavid...won gold as a member of Team Canada at the 2015 IIHF World Junior Championship, notching one goal in seven contests...appeared in his third OHL season in 2013-14, scoring 39-35=74 points with a +4 rating and 136 PIM in 61 games for Peterborough...set OHL career highs in goals, assists, points and PIM...led Peterborough in scoring, goals, PPG (11), points-per-game (1.21) and PIM...tied for the sixth-longest goal streak in the OHL at six games (7-3=12) and also became the third player in team history to score five goals in a game with a career-high six-point performance (5-1=6) on Feb. 7 @ Kingston...added 5-5=10 points in 11 OHL Playoff games, leading the Petes in scoring and goals, and ranking tied for second in assists...signed a three-year entry-level contract with Anaheim, Aug. 2, 2014...appeared in his second OHL season with Peterborough in 2012-13, collecting 18-17=35 points with 50 PIM in 41 games...led the team in points-per-game (0.85), ranked tied for second in scoring and third in goals...had a career-high nine-game point streak (5-7=12), Feb. 2-23...made his OHL debut with Peterborough in 2011-12, notching 16-23=39 points with 60 PIM in 62 games...led team rookies in scoring, goals and PPG (3), and ranked second in assists...helped Team Canada win gold at the 2013 U-18 World Championship and 2012 Ivan Hlinka Memorial Tournament...was also a member of Team Ontario, which won bronze at the 2012 World U-17 Hockey Challenge.

Season	Team	League	REGULAR SEASON							PLAYOFFS				
			GP	G	A	Pts.	PIM	+/-		GP	G	A	Pts.	PIM
2011-12	Peterborough	OHL	62	16	23	39	60	-22		-	-	-	-	-
2012-13	Peterborough	OHL	41	18	17	35	50	-10		-	-	-	-	-
2013-14	Peterborough	OHL	61	39	35	74	136	+4		11	5	5	10	24
2014-15	Peterborough	OHL	25	14	18	32	69	-10		-	-	-	-	-
	Sault Ste. Marie	OHL	23	15	15	30	44	+11		14	13	13	26	28
OHL Totals			212	102	108	210	359	-27		25	18	18	36	52



CHARLIE SARAULT

CENTER

SHOOTS: Left **HEIGHT:** 5-10 **WEIGHT:** 179

BORN: February 20, 1992; Fournier, Ontario

ACQUIRED: Signed as a free agent, March 5, 2013

DRAFTED: Not drafted

Appeared in his third AHL season in 2014-15, scoring 8-7=15 points with 24 PIM in 51 games with Norfolk (AHL)...set AHL career highs in goals, points, shots on goal (65) and games...added two PPG and one GWG...in 2013-14, recorded 6-8=14 points with 16 PIM in 43 games with Norfolk...earned 1-4=5 points in his first five games from Oct. 5-19, including a season-high three assists (0-3=3) in a 5-0 victory on Oct. 11 vs. Binghamton...scored his first career AHL goal on the power play, Oct. 19 vs. Albany...was assigned to Utah (ECHL) on Mar. 27 and appeared in eight games with the Grizzlies, posting 3-8=11 points with a +4 rating and two PIM...added 2-2=4 points with two PIM in five ECHL Playoff games...made his AHL debut with Norfolk in 2012-13, scoring 0-6=6 points in 11 games...in his first professional game, had the primary assist on the overtime winner for a 5-4 victory on Mar. 29 vs. Syracuse...signed a three-year entry-level contract with Anaheim on Mar. 5, 2013...began the season with Sarnia (OHL), collecting 22-86=108 points with a +16 rating and 28 PIM...led the OHL in assists and ranked second among league leaders and sixth in the CHL in scoring...also co-led the OHL in power-play assists (33)...registered a career best in points (0-7=7) and plus/minus (+6) in a 13-0 victory on Feb. 22 vs. Erie...recorded a career-high eight-game point streak (5-14=19) from Dec. 9-Jan. 5...added four points (1-3=4) in four postseason games with Sarnia...appeared in his fourth OHL season in 2011-12, his first with Sarnia...collected 20-67=87 points and 32 PIM in 68 games...led the OHL in assists and ranked seventh in scoring...notched his first career OHL hat trick (3-0=3), Oct. 14 vs. Saginaw...appeared in 68 games for Kingston (OHL) in 2010-11, collecting 13-25=38 points and a +1 rating...also tallied 1-1=2 points in five postseason games...in 2009-10, notched 4-12=16 points in 62 games for Kingston...recorded his first career OHL multi-goal game (2-0=2) in a 5-4 victory over Peterborough on Feb. 2...in his first career OHL playoff series, scored 1-3=4 points in six games against Brampton...registered 2-7=9 points and 22 PIM in 68 games with Kingston in 2008-09...netted his first career OHL goal in a 6-2 victory over Sault Ste. Marie on Oct. 17.

REGULAR SEASON										PLAYOFFS				
Season	Team	League	GP	G	A	Pts.	PIM	+/-		GP	G	A	Pts.	PIM
2008-09	Kingston	OHL	68	2	7	9	22	-14		-	-	-	-	-
2009-10	Kingston	OHL	62	4	12	16	31	-19		6	1	3	4	4
2010-11	Kingston	OHL	68	13	25	38	32	+1		5	1	1	2	0
2011-12	Sarnia	OHL	68	20	67	87	32	+6		6	0	4	4	4
2012-13	Sarnia	OHL	68	22	86	108	28	+16		4	1	3	4	4
	Norfolk	AHL	11	0	6	6	0	-2		-	-	-	-	-
2013-14	Norfolk	AHL	43	6	8	14	16	-5		-	-	-	-	-
	Utah	ECHL	8	3	8	11	2	+4		5	2	2	4	2
2014-15	Norfolk	AHL	51	8	7	15	24	-5		-	-	-	-	-
AHL Totals			105	14	21	35	40	-12		-	-	-	-	-



MICHAEL SGARBOSSA

CENTER

SHOOTS: Left **HEIGHT:** 6-0 **WEIGHT:** 186

BORN: July 25, 1992; Campbellville, Ontario

ACQUIRED: From Colorado with a conditional seventh-round selection in the 2015 NHL Draft in exchange for Mat Clark, March 2, 2015

DRAFTED: Not drafted

Appeared in three games with Colorado in 2014-15, recording one assist (0-1=1) with 10 PIM...collected his first career NHL point (assist) on Dec. 4 @ CGY...split the remainder of the season with Norfolk and Lake Erie, scoring 10-28=38 points with 64 PIM in 60 AHL games...was acquired from Colorado on Mar. 2 and appeared in 20 games with Norfolk...concluded the season with 3-6=9 points and two PPG in his final eight games from Apr. 1-18...appeared in his third AHL season with Lake Erie in 2013-14, registering 5-15=20 points with 56 PIM in 49 games...made his NHL debut with Colorado in 2012-13, going scoreless with four PIM...was recalled from Lake Erie on Jan. 29 and appeared in his first career NHL game on Jan. 30 @ VAN...was reassigned to the AHL on Feb. 22...was selected to play in the 2013 AHL All-Star Classic and finished his rookie season with 19-25=44 points in 57 games with Lake Erie...among team leaders, ranked first in points-per-game (0.77), second in scoring and PPG (8), third in assists and tied for third in goals...finished his OHL career with 113-166=279 points, a +45 rating and 251 PIM in 263 games with Sudbury, Saginaw and Barrie...in 2011-12, won the OHL scoring title with 47-55=102 points in 66 games for Sudbury...was acquired by Colorado with Jame McGinn and Mike Connolly in exchange for T.J. Galiardi, Daniel Winnik and a seventh-round selection in the 2013 NHL Draft on Feb. 27, 2012...signed as a free agent with San Jose on Sept. 21, 2010.

REGULAR SEASON									PLAYOFFS				
Season	Team	League	GP	G	A	Pts.	PIM	+/-	GP	G	A	Pts.	PIM
2008-09	Barrie	OHL	67	10	33	43	43	+17	5	3	3	6	10
2009-10	Barrie	OHL	19	7	13	20	14	+6	-	-	-	-	-
2010-11	Saginaw	OHL	48	13	19	32	49	-12	6	0	2	2	4
	Saginaw	OHL	26	7	13	20	24	-3	-	-	-	-	-
	Sudbury	OHL	37	29	33	62	53	16	8	5	9	14	16
2011-12	Sudbury	OHL	66	47	55	102	68	21	4	2	1	3	6
2012-13	Lake Erie	AHL	57	19	25	44	71	-11	-	-	-	-	-
	COLORADO	NHL	6	0	0	0	4	-3	-	-	-	-	-
2013-14	Lake Erie	AHL	49	5	15	20	56	-16	-	-	-	-	-
2014-15	Lake Erie	AHL	40	4	19	23	35	-17	-	-	-	-	-
	COLORADO	NHL	3	0	1	1	10	0	-	-	-	-	-
	Norfolk	AHL	20	6	9	15	29	-6	-	-	-	-	-
NHL Totals			9	0	1	1	14	-3	-	-	-	-	-
AHL Totals			166	34	68	102	191	-50	-	-	-	-	-



NICK SORENSEN

RIGHT WING


SHOOTS: Right **HEIGHT:** 6-1 **WEIGHT:** 191

BORN: October 23, 1994; Farevejle, Denmark

DRAFTED: By Anaheim in the second round (45th overall) of the 2013 NHL Draft

Appeared in his first Swedish Hockey League season with Skelleftea AIK in 2014-15, scoring 1-3=4 points with a +5 rating and four PIM in 14 games...also played eight playoff games with Skelleftea AIK in 2015...appeared in his third QMJHL season with Quebec in 2013=14, collecting 31-30=61 points with a +16 rating and 43 PIM in 44 games...set career highs in scoring, goals, assists, GWG (6), PPG (13) and plus/minus...ranked third among team leaders in points and goals...concluded the season on a career-best six-game goal streak (8-5=13), Mar. 5-15...in five QMJHL playoff games, led the team in goals and co-led in scoring (6-3=9)...scored his second QMJHL hat trick as part of a career-high five-point game (3-2=5), Mar. 22 vs. Rouyn-Noranda...won silver with Sweden at the 2014 IIHF World Junior Championship, scoring 2-4=6 points with a +4 rating and four PIM...signed a three-year entry-level contract with Anaheim, Apr. 3, 2014...appeared in his second QMJHL season in 2012-13, scoring 20-27=47 points with a +10 rating and 18 PIM in 46 games with Quebec...ranked third among team leaders in points-per-game (1.02), tied for fourth in goals and fifth in scoring...among league rookies, finished tied for eighth in scoring, tied for seventh in goals and tied for ninth in assists...added 7-3=10 points in eight QMJHL Playoff games, leading the team in goals and ranking tied for second in scoring...made his QMJHL debut in 2010-11, earning 5-4=9 points with a +9 rating and two PIM in eight games.

REGULAR SEASON									PLAYOFFS					
Season	Team	League	GP	G	A	Pts.	PIM	+/-	GP	G	A	Pts.	PIM	
2010-11	Rogle Jr.	Sweden Jr.	30	18	11	29	34	-	-	-	-	-	-	
	Rogle	Sweden-2	6	0	0	0	2	-	-	-	-	-	-	
2011-12	Quebec	QMJHL	8	5	4	9	2	+9	-	-	-	-	-	
2012-13	Quebec	QMJHL	46	20	27	47	18	+10	8	7	3	10	10	
2013-14	Quebec	QMJHL	44	31	30	61	43	+16	5	6	3	9	8	
2014-15	Skelleftea AIK	SHL	14	1	3	4	4	+5	8	0	0	0	2	
Swedish Hockey League Totals			14	1	3	4	4	+5	8	0	0	0	2	
QMJHL Totals			98	56	61	117	63	+35	13	13	6	19	18	



SHEA THEODORE DEFENSEMAN

SHOOTS: Left **HEIGHT:** 6-2 **WEIGHT:** 195

BORN: August 3, 1995; Langley, British Columbia


DRAFTED: By Anaheim in the first round (26th overall) of the 2013 NHL Draft

Appeared in nine games for Norfolk in 2014-15, scoring 4-7=11 points with two PIM in nine games. ...co-led Norfolk defensemen in goals...collected his first career AHL regular-season point (assist) on Oct. 31 vs. Wilkes-Barre/Scranton and scored his first career AHL regular-season goal, the OT winner, on Nov. 7 @ Syracuse...earned his first multi-goal game (2-0=2) on Nov. 8 @ Syracuse...played the majority of 2014-15 with Seattle (WHL), recording 13-35=48 points with a +17 rating and 16 PIM...was named the WHL's Defenseman of the Year and to the Western Conference's First All-Star Team for the second consecutive season...led Seattle in plus/minus and ranked third in scoring...ranked ninth among WHL defenseman in playoff scoring (3-6=9 points in six games)...finished his WHL career as Seattle's all-time leader in goals (58) and points (212) by a defenseman...helped lead Team Canada to gold at the 2015 IIHF World Junior Championship, scoring 1-1=2 points with a +12 rating in seven games...made his AHL debut with Norfolk in 2013-14, going scoreless in four games...appeared in his first career AHL game, Apr. 11 @ Providence...also made his Calder Cup Playoffs debut, earning 1-2=3 points in four games...collected his first career AHL assist in Game 4 of the Eastern Conference Semifinals on May 12 vs. St. John's and scored his first AHL goal in Game 5 on May 13 vs. St. John's...signed a three-year entry-level contract with Anaheim, Sept. 24, 2013...began the 2013-14 season with Seattle (WHL), scoring 22-57=79 points with a +19 rating in 70 games...was named a WHL Western Conference First Team All-Star after leading WHL defensemen in scoring and assists, and ranking third in goals, all of which were career highs...set a franchise record for career goals by a defenseman (45), surpassing Deron Quint's 44 goals from 1993-95...added 0-5=5 points with four PIM in nine WHL Playoff games...appeared in his third WHL season in 2012-13, scoring 19-31=50 points with 32 PIM in 71 games with Seattle...ranked eighth among all WHL defensemen in scoring, and second among team leaders in assists and third in points...also played seven WHL Playoff games, earning 0-2=2 points with a +1 rating and four PIM...played his first full WHL season in 2011-12, collecting 4-31=35 points with 30 PIM in 69 games with Seattle...ranked third among WHL rookie defensemen in scoring...finished third on the Thunderbirds and led team defensemen in scoring...also led all Seattle players in assists...won gold with Team Canada at the 2012 Ivan Hlinka Memorial Tournament and registered five assists (0-5=5) en route to gold at the 2013 U-18 World Championship...also won a gold medal with Team British Columbia at the 2011 Canada Winter Games.

REGULAR SEASON

PLAYOFFS

Season	Team	League	GP	G	A	Pts.	PIM	+/-	GP	G	A	Pts.	PIM
2010-11	Seattle	WHL	4	0	0	0	2	-2	-	-	-	-	-
2011-12	Seattle	WHL	69	4	31	35	30	-36	-	-	-	-	-
2012-13	Seattle	WHL	71	19	31	50	32	-24	7	0	2	2	4
2013-14	Seattle	WHL	70	22	57	79	39	+19	9	0	5	5	4
	Norfolk	AHL	4	0	0	0	0	-2	4	1	2	3	2
2014-15	Seattle	WHL	43	13	35	48	16	+17	6	3	6	9	0
	Norfolk	AHL	9	4	7	11	2	-3	-	-	-	-	-
AHL Totals			13	4	7	11	2	-5	4	1	2	3	2
WHL Totals			257	58	154	212	119	-26	22	3	13	16	8



CHRIS WAGNER

CENTER

SHOOTS: Right **HEIGHT:** 6-0 **WEIGHT:** 195

BORN: May 27, 1991; Walpole, Massachusetts

DRAFTED: By Anaheim in the fifth round (122nd overall) of the 2010 NHL Draft

Made his NHL debut with Anaheim in 2014-15, going scoreless with two PIM in nine games. . . was 33-for-55 in faceoff attempts, good for a 60.0% win percentage. . . set several career highs in his nine games, including TOI (12:43, Apr. 1 vs. EDM), shots (2, Feb. 27 vs. LA) and PIM (2, Oct. 17 vs. MIN). . . made his NHL debut in Anaheim's home opener, a 2-1 Ducks victory on Oct. 17 vs. MIN. . . also appeared in his first two Stanley Cup Playoffs games, going scoreless in the First Round vs. WPG. . . debuted in Game 1 of the First Round, Apr. 16 vs. WPG. . . was originally recalled from Norfolk (AHL) on Oct. 15. . . appeared in 48 games with the Admirals, scoring 15-13=28 points with 65 PIM. . . set a career high in goals and matched a career best in points. . . at the time of his Mar. 22 recall, led the team in goals and SHG (2) and co-led in scoring. . . scored his career-high 15th goal of the season in his final AHL game, Mar. 21 @ Albany. . . was named the CCM/AHL Player of the Week for Oct. 6-12 after scoring four goals (4-0=4) with a +3 rating. . . recorded his second career AHL hat trick, including a career-high two SHG, in a 5-4 win on Oct. 11 vs. Hershey. . . matched his season high with 1-2=3 points in a 3-2 OT win, Oct. 31 vs. Wilkes-Barre/Scranton. . . signed a one-year contract through the 2015-16 season, July 16, 2015. . . appeared in his second AHL season with Norfolk in 2013-14, scoring 14-14=28 points with 68 PIM in 76 games. . . was the lone Norfolk player to appear in all 76 games. . . ranked tied for fourth among team leaders in goals and fifth in scoring. . . collected a career-best four points (3-1=4), including his first career hat trick, Mar. 22 vs. Binghamton. . . made his Calder Cup Playoffs debut in 2014, earning 2-3=5 points with 10 PIM in 10 games. . . earned his first postseason points with a multi-point game (1-1=2) in the clinching game of the Eastern Conference Quarterfinals, May 2 vs. Manchester. . . made his professional debut with Norfolk (AHL) in 2012-13, collecting 8-13=21 points with a +5 rating and 65 PIM in 70 games. . . ranked second among team rookies in scoring and assists, and third in goals. . . finished second overall in games played. . . scored his first career AHL goal (SHG) in a 6-3 victory, Oct. 20 vs. Connecticut. . . made his AHL debut on Oct. 12 vs. Worcester and picked up his first career point (assist) the following night vs. Worcester. . . appeared in his second season with Colgate University (ECAC) in 2011-12, scoring 17-34=51 points with 69 PIM in 38 games. . . led all NCAA Division 1 underclassmen and co-led the ECAC in scoring and ranked second in assists en route to earning Second Team ECAC All-League honors. . . recorded the second-most points in one season for Colgate since former Duck Andy McDonald (58 points) did so in 1999-00. . . had a career-high 11-game point streak (7-10=17) from Feb. 4-Mar. 16. . . completed his freshman season at Colgate in 2010-11, collecting 9-10=19 points with 26 PIM in 41 contests. . . led all rookies in points.

REGULAR SEASON									PLAYOFFS				
Season	Team	League	GP	G	A	Pts.	PIM	+/-	GP	G	A	Pts.	PIM
2010-11	Colgate	ECAC	41	9	10	19	26	-	-	-	-	-	-
2011-12	Colgate	ECAC	38	17	34	51	69	-	-	-	-	-	-
2012-13	Norfolk	AHL	70	8	13	21	65	+5	-	-	-	-	-
2013-14	Norfolk	AHL	76	14	14	28	68	-6	10	2	3	5	10
2014-15	Norfolk	AHL	48	15	13	28	65	-7	-	-	-	-	-
	ANAHEIM	NHL	9	0	0	0	2	-2	2	0	0	0	0
NHL Totals			9	0	0	0	2	-2	2	0	0	0	0
AHL Totals			194	37	40	77	198	-8	10	2	3	5	10



HARRY ZOLNIERCZYK

LEFT WING

SHOOTS: Left **HEIGHT:** 5-11 **WEIGHT:** 180
BORN: September 1, 1987; Toronto, Ontario
ACQUIRED: Signed as a free agent, July 3, 2015
DRAFTED: Not drafted

Appeared in two games with the New York Islanders in 2014-15, going scoreless on Feb. 8 @ BUF and Feb. 10 vs. EDM...was recalled from Bridgeport on Feb. 8 and reassigned back to the AHL on Feb. 12...in 60 games with Bridgeport, collected 18-26=44 points with 78 PIM...ranked tied for second among team leaders in PPG (7) and tied for third in assists...established AHL career highs in points and assists, and matched his personal best in goals...posted a season-high eight-game point streak (3-7=10), Oct. 26-Nov. 15...played 13 games for Pittsburgh in 2013-14, scoring two goals (2-0=2) with 12 PIM...in 57 contests with Wilkes-Barre/Scranton, collected 18-18=36 points with a +9 rating and 75 PIM...set an AHL career high in goals...made his Calder Cup Playoffs debut in 2014, recording 3-7-10 points with 10 PIM in 17 games...helped lead Wilkes-Barre/Scranton to the 2014 Eastern Conference Final...was originally acquired by Anaheim from Philadelphia in exchange for Jay Rosehill on Apr. 1, 2013...appeared in nine games with Norfolk (AHL) following the trade, scoring 2-0=2 points with 14 PIM...began the season with Adirondack (AHL) and went on to appear in seven games with Philadelphia between Feb. 12-Mar. 24...earned his fourth career NHL assist in a 7-0 win on Feb. 18 @ NYI...added 9-8=17 points with 54 PIM in 52 games with Adirondack...set several NHL career highs in 2011-12 with Philadelphia, including goals (3), assists (3), points (6) and appearances (37)...scored a goal (Craig Anderson) in his NHL debut, a 7-2 win on Oct. 18 @ PHI...picked up his first career NHL assist in a 9-2 victory on Nov. 5 vs. CBJ...also played 39 games for Adirondack in 2011-12, recording 8-13=21 points with 37 PIM.

REGULAR SEASON

PLAYOFFS

Season	Team	League	GP	G	A	Pts.	PIM	+/-	GP	G	A	Pts.	PIM
2005-06	Albion Valley	BCHL	53	9	13	22	40	-	6	1	3	4	10
2006-07	Albion Valley	BCHL	47	20	18	38	85	-	5	3	2	5	10
2007-08	Brown University	ECAC	16	0	3	3	2	-	-	-	-	-	-
2008-09	Brown University	ECAC	31	1	1	2	30	-	-	-	-	-	-
2009-10	Brown University	ECAC	37	13	20	33	78	-	-	-	-	-	-
2010-11	Brown University	ECAC	30	16	15	31	128	-	-	-	-	-	-
	Adirondack	AHL	16	3	2	5	37	-4	-	-	-	-	-
2011-12	PHILADELPHIA	NHL	37	3	3	6	35	-11	-	-	-	-	-
	Adirondack	AHL	39	8	13	21	37	-10	-	-	-	-	-
2012-13	Adirondack	AHL	52	9	8	17	54	-13	-	-	-	-	-
	PHILADELPHIA	NHL	7	0	1	1	36	0	-	-	-	-	-
	Norfolk	AHL	9	2	0	2	14	-6	-	-	-	-	-
2013-14	PITTSBURGH	NHL	13	2	0	2	12	0	-	-	-	-	-
	Wilkes-Barre/Scranton	AHL	57	18	18	36	75	+9	17	3	7	10	10
2014-15	Bridgeport	AHL	60	18	26	44	78	-3	-	-	-	-	-
	NY ISLANDERS	NHL	2	0	0	0	0	-1	-	-	-	-	-
NHL Totals			59	5	4	9	83	-12	-	-	-	-	-
AHL Totals			233	58	67	125	295	-27	17	3	7	10	10




MATT BERKOVITZ

DEFENSEMAN

SHOOTS: Left **HEIGHT:** 6-1 **WEIGHT:** 183
BORN: February 16, 1996; Green Bay, Wisconsin
DRAFTED: By Anaheim in the fifth round (123rd overall) of the 2014 NHL Draft

Split his first USHL season with Sioux City and Green Bay in 2014-15, combining for 0-4=4 points with 18 PIM in 43 games. ... began the season with Sioux City before being acquired by Green Bay on Feb. 1. ... was the lone defenseman among eight finalists for the Wisconsin Hockey Coaches Association Player of the Year award in 2013-14. ... appeared in 24 games with Ashwaubenon High (WI) skaters in 2013-14, ranking second with 11-26=37 points and a +16 rating. ... led the school with 0-4=4 points in three playoff games, helping the team advance to the Section 5 championship game. ... also played for Team Wisconsin in the Upper Midwest High School Elite Hockey League in 2013-14, totaling 3-10=13 points in 21 games.

REGULAR SEASON								PLAYOFFS				
Season	Team	League	GP	G	A	Pts.	PIM	GP	G	A	Pts.	PIM
2013-14	Ashwaubenon	High-WI	24	11	26	37	12	3	0	4	4	0
	Team Wisconsin	UMWHSSEL	21	3	10	13	0	3	0	0	0	2
2014-15	Sioux City	USHL	20	0	0	0	12	-	-	-	-	-
	Green Bay	USHL	23	0	4	4	6	-	-	-	-	-



GRANT BESSE

LEFT WING

SHOOTS: Left **HEIGHT:** 5-10 **WEIGHT:** 181
BORN: July 14, 1994; Plymouth, MN
DRAFTED: By Anaheim in the fifth round (147th overall) of the 2013 NHL Draft

Scored 11-11=22 points with six PIM in 32 games with the University of Wisconsin (Big Ten) in 2014-15. ... paced the team in goals, scoring and multi-point games (6), and ranked second in assists. ... competed in his first season with Wisconsin in 2013-14, scoring 8-6=14 points in 36 games during his freshman campaign. ... led all Wisconsin freshmen in goals, points and games played. ... appeared in seven games for Omaha (USHL) in 2012-13, scoring four goals (4-0=4) in seven games. ... won the 2013 Minnesota Mr. Hockey award as the top senior player in Minnesota prep hockey after collecting 48-28=76 points with 16 PIM in 28 contests with Benilde-St. Margaret's Catholic Prep (St. Louis Park, MN). ... helped Benilde-St. Margaret's capture the 2012 Minnesota State hockey championship, setting a state tournament record by scoring all five of the Red Knights' goals (three SHG) in a 5-1 victory over Hill-Murray (St. Paul, MN) on Mar. 11, 2012.

REGULAR SEASON								PLAYOFFS				
Season	Team	League	GP	G	A	Pts.	PIM	GP	G	A	Pts.	PIM
2012-13	Omaha	USHL	7	4	0	4	0	-	-	-	-	-
	Benilde-St. Margaret	High-MN	28	48	28	76	16	-	-	-	-	-
2013-14	Wisconsin	Big Ten	36	8	6	14	12	-	-	-	-	-
2014-15	Wisconsin	Ria Ten	32	11	11	22	6	-	-	-	-	-



BRIAN COOPER DEFENSEMAN

SHOOTS: Left **HEIGHT:** 5-10 **WEIGHT:** 199

BORN: November 1, 1993; Anchorage, Alaska

DRAFTED: By Anaheim in the fifth round (127th overall) of the 2012 NHL Draft

Scored 5-11=16 points with 55 PIM in 39 games for Nebraska-Omaha (NCHC)...set NCAA career highs in goals, assists and points in his junior season...was named NCHC Academic All-Conference and a member of the all-tournament team during the 2015 NCAA Midwest Regional...appeared in his second season with Nebraska-Omaha in 2013-14, scoring 2-7=9 points in 37 games...set career highs in goals, assists, points and games played...in his freshman season with Nebraska-Omaha (WCHA) in 2012-13, recorded 0-2=2 points and 45 PIM in 32 contests...made his WCHA debut on Oct. 12 vs. Army, earning a +1 rating...collected his first career NCAA point with an assist against Minnesota State, Dec. 15...appeared in 55 contests with Fargo (USHL) in 2011-12, collecting 6-18=24 points with a +16 rating...ranked second among club defensemen in points and his +16 ranked second overall on the club...his 149 shots on net ranked second among all USHL defensemen, while his +16 rating ranked tied for 12th among league blueliners...in 2010-11, scored a career-high 11-22=33 points, ranking tied for sixth among USHL defensemen...his six PPG in 2010-11 ranked tied for third among all USHL defensemen.

REGULAR SEASON

PLAYOFFS

Season	Team	League	GP	G	A	Pts.	PIM	GP	G	A	Pts.	PIM
2009-10	Fargo	USHL	55	3	10	13	69	13	0	4	4	22
2010-11	Fargo	USHL	51	11	22	33	132	5	2	0	2	18
2011-12	Fargo	USHL	55	6	18	24	92	6	1	2	3	8
2012-13	Nebraska-Omaha	WCHA	32	0	2	2	45	-	-	-	-	-
2013-14	Nebraska-Omaha	NCHC	37	2	7	9	30	-	-	-	-	-
2014-15	Nebraska-Omaha	NCHC	39	5	11	16	55	-	-	-	-	-



BRENT GATES JR. CENTER

SHOOTS: Left **HEIGHT:** 6-2 **WEIGHT:** 196

BORN: August 12, 1997; Grand Rapids, Michigan

DRAFTED: By Anaheim in the third round (80th overall) of the 2015 NHL Draft

Appeared in his second season with Green Bay (USHL) in 2014-15, collecting 10-17=27 points with 18 PIM in 33 games...co-led the team in PPG (5), ranked tied for fourth in scoring and tied for third in assists...made his international debut at the 2014 U-18 Ivan Hlinka Memorial Cup, helping Team USA to a bronze medal...in 2013-14, scored 11-4=15 points with 16 PIM in 50 games with Green Bay...ranked tied for fourth among team leaders in plus/minus (+5)...has committed to the University of Minnesota.

REGULAR SEASON

PLAYOFFS

Season	Team	League	GP	G	A	Pts.	PIM	GP	G	A	Pts.	PIM
2013-14	Green Bay	USHL	50	11	4	15	16	2	0	0	0	2
2014-15	Green Bay	USHL	33	10	17	27	18	-	-	-	-	-



JACOB LARSSON

DEFENSEMAN


SHOOTS: Right **HEIGHT:** 6-2 **WEIGHT:** 191

BORN: April 29, 1997; Ljungby, Sweden

DRAFTED: By Anaheim in the first round (27th overall) of the 2015 NHL Draft

Scored 1-2=3 points with a +4 rating and six PIM in 20 games for Frolunda (SHL) in 2014-15...also appeared in 30 games for Frolunda's junior team, collecting 8-11=19 points with 49 PIM...added 0-4=4 points in eight playoff games to lead his junior club to the league's silver medal...represented Sweden at the 2015 Under-18 World Junior Championship in Switzerland where he scored 0-3=3 points in five games...was named the Top Defenseman in Sweden's Under-18 league in 2013-14 after scoring 4-8=12 points in 17 games...also was a member of Team Sweden at the 2014 Ivan Hlinka Memorial and the 2014 World Under-17 Hockey Challenge.

REGULAR SEASON								PLAYOFFS				
Season	Team	League	GP	G	A	Pts.	PIM	GP	G	A	Pts.	PIM
2013-14	Frolunda Jr.	Sweden Jr.	13	0	0	0	0	3	0	0	0	0
2014-15	Frolunda Jr.	Sweden Jr.	30	8	11	19	49	8	0	4	4	6
	Frolunda	SHL	20	1	2	3	6	-	-	-	-	-



GARRETT METCALF

GOALTENDER

CATCHES: Left **HEIGHT:** 6-2 **WEIGHT:** 183

BORN: March 5, 1996; Salt Lake City, Utah

DRAFTED: By Anaheim in the sixth round (179th overall) of the 2015 NHL Draft

Went 10-12-4 with one shutout, a 3.26 GAA and .911 SV% in 33 games for Madison (USHL) in 2014-15...ranked 10th among USHL goaltenders in SV%...stopped all 35 shots for his first USHL shutout on Jan. 16 @ Youngstown, a 4-0 Madison victory...is committed to the University of Massachusetts-Lowell.

REGULAR SEASON																	PLAYOFFS					
Season	Team	League	GP	MIN	GA	SO	GAA	W-L-T	SV%		GP	MIN	GA	SO	GAA	W-L						
2014-15	Madison	USHL	33	1529	83	1	3.26	10-12-4	-		-	-	-	-	-	-						




KEVIN ROY CENTER

SHOOTS: Left **HEIGHT:** 5-9 **WEIGHT:** 170
BORN: May 20, 1993; Greenfield Park, Quebec
DRAFTED: By Anaheim in the fourth round (97th overall) of the 2012 NHL Draft

Finished his junior season with 19-25=44 points in 35 games with Northeastern (Hockey East) in 2014-15...led the team in goals, points and plus/minus (+12), and co-led in assists...was a Hobey Baker Award candidate for the second consecutive season...matched a Hockey East career high in goals...paced the nation with 17 points during the month of February and was named the Hockey Commissioners' Association National Division I Player of the Month...in 2013-14, was named to the Hockey East Second All-Star Team and a Hobey Baker Award candidate in his sophomore season with Northeastern...appeared in 37 games, tying for 12th in the nation with 19-27=46 points...set collegiate career highs in goals, assists and points...posted a career-long seven-game point streak (1-6=7), Dec. 30-Jan. 24...was named the national Player of the Month in October, recording 7-5=12 points in six games...in his freshman season with Northeastern in 2012-13, collected 17-17=34 points and 24 PIM in 29 games...was one of three unanimous selections to the 2012-13 Pro Ambitions Hockey East All-Rookie team...ranked tied for 11th in the conference in scoring, tied for fourth in goals and second in rookie scoring...among NCAA freshmen, finished tied for third in scoring...recorded 10 multi-point games, including a five-point performance on Dec. 29, 2012 against Harvard (1-4=5)...named MVP of the 61st annual Beanpot Tournament after scoring five goals (5-0=5) in two tournament games, including his first career hat trick in a 3-2 victory over Boston University on Feb. 4...received Hockey East's Rookie of the Week honors on Oct. 15 and Jan. 2, Player of the Week on Feb. 11, and was named Rookie of the Month for December...in 2011-12, was the USHL Player of the Year after becoming the first player in the league's current format (since 2002) to score 50 goals...led the USHL in scoring (54-50=104) and plus/minus (+44), and ranked second in PPG (14) and GWG (7).

REGULAR SEASON								PLAYOFFS				
Season	Team	League	GP	G	A	Pts.	PIM	GP	G	A	Pts.	PIM
2011-12	Lincoln	USHL	59	54	50	104	50	8	7	3	10	4
2012-13	Northeastern	Hockey East	29	17	17	34	24	-	-	-	-	-
2013-14	Northeastern	Hockey East	37	19	27	46	30	-	-	-	-	-
2014-15	Northeastern	Hockey East	35	19	25	44	28	-	-	-	-	-




STEVEN RUGGIERO DEFENSEMAN

SHOOTS: Left **HEIGHT:** 6-3 **WEIGHT:** 204
BORN: January 1, 1997; Kings Park, New York
DRAFTED: By Anaheim in the sixth round (178th overall) of the 2015 NHL Draft

Posted 1-14=15 points with 44 PIM in 66 games with the U.S. National Development U-18 team last season...helped lead the U.S. to a win at the 2014 Four Nations Tournament in Sweden and a second-place finish at the 2015 U-18 Five Nations tournament in the Czech Republic...played the 2013-14 season with Youngstown (USHL), earning 1-4=5 points with 22 PIM in 41 games...was a member of the U.S. U-17 Select Team that won the 2013 Five Nations Tournament in Sweden...has committed to Providence.

REGULAR SEASON								PLAYOFFS				
Season	Team	League	GP	G	A	Pts.	PIM	GP	G	A	Pts.	PIM
2013-14	Youngstown	USHL	41	1	4	5	22	-	-	-	-	-
2014-15	USNTDP	U-18	66	1	14	15	44	-	-	-	-	-



DEVAN SIDEROFF

RIGHT WING

SHOOTS: Right **HEIGHT:** 5-11 **WEIGHT:** 170
BORN: April 14, 1997; Kamloops, British Columbia
DRAFTED: By Anaheim in the third round (84th overall) of the 2015 NHL Draft

Appeared in his first full WHL season with Kamloops in 2014-15, scoring 17-25=42 points with a +18 rating and 25 PIM in 64 games...ranked tied for third on the team in scoring (17-25=42) and third overall in plus/minus (+18)...netted his first career hat trick and first four-point game (3-1=4) on Oct. 24 vs. Brandon...won bronze with Team Canada at the 2015 IIHF Under-18 World Junior Championship, scoring 3-1=4 points with 12 PIM...appeared in 12 games with Kamloops in 2013-14, collecting 2-4=6 points with six PIM...made his WHL debut on Mar. 15, 2013 vs. Prince George and earned his first WHL goal and assist in a two-point contest (1-1=2) on Mar. 16 @ Prince George.

REGULAR SEASON								PLAYOFFS				
Season	Team	League	GP	G	A	Pts.	PIM	GP	G	A	Pts.	PIM
2012-13	Kamloops	WHL	2	1	1	2	0	-	-	-	-	-
2013-14	Kamloops	WHL	12	2	4	6	6	-	-	-	-	-
2014-15	Kamloops	WHL	64	17	25	42	25	-	-	-	-	-



TROY TERRY

CENTER

SHOOTS: Right **HEIGHT:** 5-11 **WEIGHT:** 170
BORN: September 10, 1997; Denver, Colorado
DRAFTED: By Anaheim in the fifth round (148th overall) of the 2015 NHL Draft

Earned 19-25=44 points with eight PIM in 66 games for the U.S. National Development Under-18 team in 2014-15...at the international level, helped the U.S. to gold at the 2015 U-18 World Championship in Switzerland with 3-2=5 points in seven games...contributed 4-1=5 points to help Team USA to a bronze at the 2014 Under-18 Ivan Hlinka Memorial Cup...won the U-17 Five Nations Tournament in Slovakia as a member of the U.S. U-17 Select Team...has committed to the University of Denver.

REGULAR SEASON								PLAYOFFS				
Season	Team	League	GP	G	A	Pts.	PIM	GP	G	A	Pts.	PIM
2013-14	Indiana	USHL	1	0	0	0	0	-	-	-	-	-
2014-15	USNTDP	U-18	66	19	25	44	8	-	-	-	-	-



KEATON THOMPSON DEFENSEMAN

SHOOTS: Left **HEIGHT:** 6-1 **WEIGHT:** 198

BORN: September 14, 1995; Devils Lake, North Dakota

DRAFTED: By Anaheim in the third round (87th overall) of the 2013 NHL Draft

Scored 3-8=11 points with a +8 rating and 14 PIM in 36 games with North Dakota (NCHC) in 2014-15...as a sophomore, helped North Dakota finish atop the NCHC standings with a 29-10-3 record en route to its second consecutive appearance in the NCAA Frozen Four...in his freshman season at North Dakota in 2013-14, recorded 3-5=8 points in 26 games...helped lead North Dakota to the 2014 Frozen Four, before falling to the University of Minnesota...in 2012-13, collected 4-15=19 points with a +13 rating and 34 PIM in 63 games with the U.S. National U-18 squad...among team defensemen, finished second in scoring and assists, and third in goals...in 2011-12, ranked second among U.S. National U-17 team defensemen in goals (5), assists (17) and points (22).

REGULAR SEASON								PLAYOFFS				
Season	Team	League	GP	G	A	Pts.	PIM	GP	G	A	Pts.	PIM
2010-11	Fargo	USHL	13	0	0	0	4	2	0	0	0	5
2011-12	USNTDP	U-17	54	5	17	22	33	-	-	-	-	-
2012-13	USNTDP	U-18	63	4	15	19	34	-	-	-	-	-
2013-14	North Dakota	NCHC	26	3	5	8	12	-	-	-	-	-
2014-15	North Dakota	NCHC	36	3	8	11	14	-	-	-	-	-



ANDY WELINSKI DEFENSEMAN

SHOOTS: Right **HEIGHT:** 6-1 **WEIGHT:** 205

BORN: April 27, 1993; Duluth, Minnesota

DRAFTED: By Anaheim in the third round (83rd overall) of the 2011 NHL Draft

Set NCHC career highs in goals, scoring (9-12=21) and appearances (40 games) at Minnesota-Duluth in 2014-15...served as an alternate captain during his junior season...ranked third among team leaders in goals, tied for third in PPG (3) and led team defensemen in points...appeared in 36 games with Minnesota-Duluth in 2013-14, recording 5-14=19 points...tied his career high in assists...led team defensemen in goals, assists, points and PPG (2)...named to the 2012-13 AHL-WCHA Rookie Team after registering 4-14=18 points and 24 PIM in his freshman season with the University of Minnesota-Duluth...ranked fifth on the team in points and led club defensemen in scoring and PPG (3)...scored a goal in his first NCAA game (1-0=1), Oct. 12, 2012 vs. Ohio State...in 2011-12, ranked second among Green Bay Gamblers (USHL) defensemen with 15-22=37 points in 54 contests...his 15 goals led all team defensemen, while his +35 rating co-led Green Bay overall...won the Clark Cup with the Gamblers, scoring 1-1=2 points in seven contests...appeared in 51 contests for Green Bay in 2010-11, scoring 6-8=14 points with 14 PIM and a +10 rating...ranked second among team defensemen in points...played 11 USHL postseason contests, collecting 2-0=2 points with a +5 rating.

REGULAR SEASON								PLAYOFFS				
Season	Team	League	GP	G	A	Pts.	PIM	GP	G	A	Pts.	PIM
2010-11	Green Bay	USHL	51	6	8	14	14	11	2	0	2	4
2011-12	Green Bay	USHL	54	15	22	37	37	7	1	1	2	4
2012-13	Minnesota-Duluth	WCHA	38	4	14	18	24	-	-	-	-	-
2013-14	Minnesota-Duluth	NCHC	36	5	14	19	51	-	-	-	-	-
2014-15	Minnesota-Duluth	NCHC	40	9	12	21	24	-	-	-	-	-



FORWARDS

No.	NAME	HT	WT	POS	S	BIRTHPLACE	BIRTHDATE	2014-15 CLUB
7	Andrew Cogliano	5-10	184	LW	L	Toronto, Ontario	June 14, 1987	Anaheim (NHL)
10	Corey Perry	6-3	210	RW	R	Peterborough, Ontario	May 16, 1985	Anaheim (NHL)
15	Ryan Getzlaf	6-4	221	C	R	Regina, Saskatchewan	May 10, 1985	Anaheim (NHL)
17	Ryan Kesler	6-2	202	C	R	Livonia, Michigan	August 31, 1984	Anaheim (NHL)
18	Tim Jackman	6-2	225	RW	R	Minot, North Dakota	November 14, 1981	Anaheim (NHL)
19	Patrick Maroon	6-2	233	LW	L	St. Louis, Missouri	April 23, 1988	Anaheim (NHL)
25	Mike Santorelli	6-0	189	C	R	Vancouver, British Columbia	December 14, 1985	Nashville (NHL)/Toronto (NHL)
22	Shawn Horcoff	6-1	210	C	L	Trail, British Columbia	September 17, 1978	Dallas (NHL)
26	Carl Hagelin	5-11	186	LW	L	Södertälje, Sweden	August 23, 1988	NY Rangers (NHL)
29	Chris Stewart	6-2	239	RW	R	Toronto, Ontario	October 30, 1987	Buffalo (NHL)/Minnesota (NHL)
33	Jakob Silfverberg	6-2	196	RW	R	Galve, Sweden	October 13, 1990	Anaheim (NHL)
37	Nick Ritchie	6-2	232	LW	L	Orangeville, Ontario	December 5, 1995	Peterborough (OHL)
38	Chris Mueller	5-11	206	C	R	Buffalo, New York	March 6, 1986	Hartford (AHL)/NY Rangers (NHL)
40	Brian McGrattan	6-4	235	RW	R	Hamilton, Ontario	September 2, 1981	Calgary (NHL)/Adirondack (AHL)
41	Harry Zolnierczyk	5-11	180	LW	L	Toronto, Ontario	September 1, 1987	Bridgeport (AHL)/NY Islanders (NHL)
43	Max Friberg	5-11	200	LW	R	Skövde, Sweden	November 20, 1992	Norfolk/Anaheim (AHL)
44	Nate Thompson	6-0	214	C	L	Anchorage, Alaska	October 5, 1984	Anaheim (NHL)
46	Jiri Sekac	6-1	190	LW	L	Kladno, Czech Republic	June 10, 1992	Montreal (NHL)/Anaheim (NHL)
50	Nicolas Kerdiles	6-2	191	LW	L	Lewisville, Texas	January 11, 1994	Norfolk (AHL)
52	Julius Nattinen	6-2	191	C	L	Jyväskylä, Finland	January 14, 1997	JYP Jyväskylä (Finland)
57	Kenton Helgesen	6-3	194	LW	L	Grand Prairie, Alberta	March 19, 1994	Calgary (WHL)
58	Matt Bailey	6-1	197	C	L	Winnipeg, Manitoba	April 5, 1991	Norfolk (AHL)
59	Nick Sorensen	6-1	191	RW	R	Farevejle, Denmark	October 23, 1994	Quebec (QMJHL)
62	Chris Wagner	6-0	195	C	R	Walpole, Massachusetts	May 27, 1991	Norfolk (AHL)
64	Stefan Noesen	6-1	205	RW	R	Plano, Texas	February 12, 1993	Norfolk (AHL)
67	Rickard Rakell	6-2	201	C	R	Sundbyberg, Sweden	May 5, 1993	Anaheim (NHL)/Norfolk (AHL)
74	Joseph Cramarossa	6-0	192	C	L	Toronto, Ontario	October 26, 1992	Norfolk (AHL)
77	Michael Sgarbossa	6-0	189	C	L	Campbellville, Ontario	July 25, 1992	Lake Erie (AHL)/Colorado (NHL)/Norfolk (AHL)
78	Charlie Sarault	5-10	179	C	L	Fournier, Ontario	February 20, 1992	Norfolk (AHL)
86	Ondrej Kase	6-0	180	RW	R	Kadan, Czech Republic	November 8, 1995	Chomutov (Czech)

DEFENSEMEN

No.	NAME	HT	WT	POS	S	BIRTHPLACE	BIRTHDATE	2014-15 CLUB
2	Kevin Bieksa	6-1	200	D	R	Grimsby, Ontario	June 16, 1981	Vancouver (NHL)
3	Clayton Stoner	6-4	216	D	L	Port McNeill, British Columbia	February 19, 1985	Anaheim (NHL)
4	Cam Fowler	6-1	207	D	L	Windsor, Ontario	December 5, 1991	Anaheim (NHL)
5	Korbinian Holzer	6-3	215	D	R	Munich, Germany	February 16, 1988	Toronto (AHL)/Toronto (NHL)
24	Simon Despres	6-4	218	D	L	Laval, Quebec	July 27, 1991	Pittsburgh (NHL)/Anaheim (NHL)
34	Shane O'Brien	6-3	250	D	L	Port Hope, Ontario	August 9, 1983	San Antonio (AHL)/Florida (NHL)
42	Josh Manson	6-3	215	D	R	Prince Albert, Saskatchewan	October 7, 1991	Norfolk (AHL)/Anaheim (NHL)
45	Sami Vatanen	5-10	183	D	R	Jyväskylä, Finland	June 3, 1991	Anaheim (NHL)
47	Hampus Lindholm	6-3	205	D	L	Helsingborg, Sweden	January 20, 1994	Anaheim (NHL)
49	Joe Piskula	6-3	205	D	L	Antigo, Wisconsin	July 5, 1984	Milwaukee (AHL)/Nashville (NHL)
54	Andrew O'Brien	6-4	208	D	L	Hamilton, Ontario	November 21, 1992	Norfolk (AHL)
60	Kevin Gagne	5-8	176	D	L	Edmundston, New Brunswick	April 14, 1992	Norfolk (AHL)
53	Shea Theodore	6-2	195	D	L	Langley, British Columbia	August 3, 1995	Seattle (WHL)/Norfolk (AHL)
71	Brandon Montour	6-0	192	D	R	Brantford, Ontario	April 11, 1994	Waterloo (USHL)/UMass (Hockey East)/Norfolk (AHL)
75	Jaycob Megna	6-6	225	D	L	Northbrook, Illinois	December 10, 1992	Norfolk (AHL)

GOALTENDERS

No.	NAME	HT	WT	POS	S	BIRTHPLACE	BIRTHDATE	2014-15 CLUB
1	Matt Hackett	6-2	175	G	L	London, Ontario	March 7, 1990	Rochester (AHL)/Buffalo (NHL)
30	Anton Khudobin	5-11	203	G	L	Kamenogorsk, Kazakhstan	May 7, 1986	Carolina (NHL)
31	Frederik Andersen	6-4	236	G	L	Herning, Denmark	October 2, 1989	Anaheim (NHL)
36	John Gibson	6-3	227	G	L	Pittsburgh, Pennsylvania	July 14, 1993	Anaheim (NHL)/Norfolk (AHL)

** Injured Reserve

SAN DIEGO GULLS



7676 Hazard Center Drive, Suite 1075
 San Diego, CA 92108
 Phone: (619) 359-4700
 Fax: (619) 359-4701
 www.sandiegogulls.com
 info@sandiegogulls.com



President, Business Operations	Ari Segal	President, Hockey Operations	Bob Murray
Vice President, Sales	Steve Becvar	General Manager	Bob Ferguson
Director, Corporate Sponsorships	Steve Miller	Coordinator of Minor League Hockey Ops.	Jillian Samuli
Director, Ticket Sales	Nate Beasley	Hockey Operations Assistant	Jeff Goduti
Communications Manager	Sam Kieckhefer	Head Coach	Dallas Eakins
Manager, Game Operations	David DesRochers	Assistant Coach	Marty Wilford
Producer, Marketing & Social Media	Lacey O'Connor	Video Coach	Brett Ferguson
Producer, Marketing & Social Media	Mark Kramer	Goaltending Consultant	Sudarshan Maharaj
Controller	Micha Porter	Athletic Trainer	Ian Burns
Account Executive, Season Ticket Sales	Derek Dawson	Equipment Manager	Matt Brayfield
Account Executive, Season Ticket Sales	Evan McNerney	Equipment Manager	Ben Calkins
Account Executive, Season Ticket Sales	Oksana Zolotar		
Account Executive, Group Ticket Sales	Brian Hartzell		
Account Executive, Group Ticket Sales	Justin Sawyer		
Account Executive, Group Ticket Sales	Melissa Estepp		
Executive Assistant	Nicole Leblanc		
Play-by-Play Broadcaster	Craig Elsten		

TEAM HISTORY

San Diego and the Valley View Casino Center will host the inaugural season of San Diego Gulls AHL hockey in 2015-16. Professional hockey in San Diego has a rich history, dating to the San Diego Skyhawks of the Pacific Coast Hockey League in 1944. Since then, San Diego has been home to several professional teams and leagues through the years, including the aforementioned Skyhawks (1944-50), Gulls of the Western Hockey League (1966-74), Mariners of the World Hockey Association (1974-77) and Pacific Hockey League (1977-78), Hawks of the PHL (1978-79) and Gulls of the International Hockey League (1990-95), West Coast Hockey League (1995-03) and ECHL (2003-06).

The Valley View Casino Center opened on Nov. 17, 1966 with a 4-1 San Diego Gulls (WHL) victory over the Seattle Totems. The Valley View Casino Center (formerly San Diego Sports Arena and iPayOne Center) has housed professional hockey, basketball, indoor soccer, arena football, tennis and numerous entertainment events. A central figure in San Diego sports history, the Valley View Casino Center has recently seen significant arena upgrades in preparation for the 2015-16 AHL season. Most notably, the Gulls and Valley View Casino Center will unveil a new state-of-the-art scoreboard for the 2015-16 season. With screens more than three-and-a-half times the square footage of the existing video board, the improvement will dramatically enhance the viewing experience within the arena. While the new scoreboard will be the centerpiece of these improvements, a new dasher board system composed of NHL-standard boards, curved glass and netting, new concessions featuring several local restaurant concepts and vendors, and renovated player/team areas such as locker and training rooms will also be ready for the Gulls' inaugural AHL season.

On Jan. 29, 2015, the Anaheim Ducks announced that the club would purchase the Norfolk Admirals American Hockey League franchise and relocate it from Norfolk, Va., to San Diego. The Ducks' top farm team joins affiliates from the Los Angeles Kings (Ontario, Calif.), San Jose Sharks (San Jose, Calif.), Calgary Flames (Stockton, Calif.) and Edmonton Oilers (Bakersfield, Calif.) in the newly created AHL Pacific Division. Dallas Eakins was named Head Coach on June 26, 2015 and will be joined on the bench by Assistant Coach Marty Wilford in his fifth season with the Anaheim organization.



BOB FERGUSON **GENERAL MANAGER**

Bob Ferguson is in his first season as General Manager of the San Diego Gulls. Ferguson spent the previous three seasons as Assistant General Manager of the Norfolk Admirals, Anaheim's American Hockey League affiliate from 2012-15. Ferguson has logged more than 30 years of experience in a coaching or management capacity at the minor league and junior levels, including the last seven seasons with the Ducks organization. He spent the 2010-11 and 2011-12 seasons as Assistant General Manager of the Syracuse Crunch, Anaheim's AHL affiliate prior to Norfolk. In 2009-10, he served as a scout for Anaheim, responsible for amateur and college scouting along with other special assignments in hockey operations. Ferguson's first season with the Ducks organization was 2008-09 when he held the post of Assistant General Manager for the Iowa Chops, Anaheim's 2008-09 AHL affiliate.

Prior to joining the Ducks, Ferguson spent nine years as a head coach in the professional ranks with the Indianapolis Ice of the IHL, as well as the Florida Everblades and Augusta Lynx of the ECHL. In his nine seasons as a professional coach, Ferguson's teams never missed the playoffs.

A native of Kingston, Ontario, Ferguson is a three-time USA Hockey National Champion (Gold Cup), a five-time United States Hockey League (USHL) Coach of the Year, a five-time USHL General Manager of the Year and two-time ECHL Coach of the Year. Before reaching the IHL, Ferguson coached in the USHL for 17 seasons with the Sioux City Musketeers and Des Moines Buccaneers. With 517 career USHL coaching wins, he ranks third all-time in league history. During his USHL tenure, he led Sioux City (2) and Des Moines (3) to multiple Clark Cup championships. Ferguson and his wife, Lisa, have two children: Brett and Kaylee. The family resides in San Diego.



DALLAS EAKINS **HEAD COACH**

Dallas Eakins begins his first season as Head Coach of the San Diego Gulls in 2015-16. Named to his current post on June 26, 2015, Eakins previously served as Head Coach of the NHL's Edmonton Oilers from 2013-14 (113 games).

Eakins returns to the American Hockey League where he was Head Coach of the Toronto Marlies (2009-13), leading the team to a 157-114-41 record in 312 games. The Marlies finished atop the North Division during Eakins' final two seasons behind the bench and won four of six playoff series. While with the Marlies, Eakins was named as one of two head coaches representing the Western Conference for the AHL All-Star Games for both the 2011-12 and 2012-13 seasons. During the 2011-12 campaign, Eakins led the Marlies to a division-best 44-24-8 record and an appearance in the Calder Cup Final.

Selected by Washington in the 10th round (208th overall) of the 1985 NHL Draft, Eakins appeared in 120 career NHL games with the Winnipeg Jets, Florida Panthers, St. Louis Blues, Phoenix Coyotes, New York Rangers, Toronto Maple Leafs, New York Islanders and Calgary Flames. Eakins also played in the AHL and International Hockey League (IHL) during his professional career, winning both the Calder Cup (2002) and Turner Cup (2000). His final professional season was with the Manitoba Moose (AHL) before retiring on May 26, 2004. Eakins and his wife Ingrid have two daughters: Emerson (7) and Cameron (4). The family resides in Poway, CA.



MARTY WILFORD **ASSISTANT COACH**

Marty Wilford is in his first season as Assistant Coach with the San Diego Gulls and fifth season in the Anaheim organization. Wilford helped guide Anaheim's AHL affiliate to a 104-99-25 record over the last three seasons in Norfolk, including a win over top-seeded Manchester in the first round of the 2014 Calder Cup Playoffs. Wilford made his professional coaching debut in 2011-12 with Anaheim's then-AHL affiliate in Syracuse, which went 37-29-10 and earned a berth in the 2012 Calder Cup Playoffs.

The Peterborough, Ontario native retired from professional hockey in 2010-11 following four years playing overseas in Germany and Italy. Originally selected by Chicago in the sixth round (149th overall) of the 1995 NHL Entry Draft, Wilford collected 47-228=275 points with 573 PIM as a defenseman in 539 career AHL games from 2000-07. He is Norfolk's all-time leading scorer among defensemen with 32-141=173 points in 318 games from 2000-05.

Wilford began his professional career in the International Hockey League, scoring 3-29=32 points in 186 games between 1997-00. He spent the last four seasons in Europe with Hamburg and Iserlong (Germany), and Fassa HC (Italy), notching 19-121=140 points in 146 contests. Wilford and his wife, Shelly, have three children: Emma, Grace and Nash. The family resides in Scripps Ranch, CA.

2014-15 AHL STATISTICS

POS	NO.	PLAYER	GP	G	A	P	+/-	PIM	PP	SH	GW	S	%
LW	14	Max Friberg	58	15	25	40	+2	46	4	2	6	189	7.9
C	18	Michael Sgarbossa	20	6	9	15	-6	29	3	0	0	58	10.3
		(total)	60	10	28	38	-23	64	3	0	2	141	7.1
C	20	Louis Leblanc	71	14	15	29	-19	38	6	0	3	199	7.0
C	21	Chris Wagner	48	15	13	28	-7	65	2	2	3	118	12.7
LW	8	Nic Kerdiles*	51	9	17	26	-10	43	4	0	3	120	7.5
C	22	William Karlsson	37	8	16	24	-5	2	3	0	1	86	9.3
C	28	Antoine Laganiere	73	14	7	21	-6	42	3	0	0	136	10.3
LW	16	Emerson Etem	22	13	8	21	-1	2	6	1	2	79	16.5
RW	11	Stefan Noesen*	27	7	9	16	-5	27	2	0	3	79	8.9
C	17	Charlie Sarault	51	8	7	15	-5	24	2	0	1	65	12.3
D	25	Andrew O'Brien*	62	4	10	14	-17	118	1	0	1	136	2.9
D	3	Josh Manson*	36	3	9	12	-6	47	1	0	0	62	4.8
D	34	Shea Theodore*	9	4	7	11	-3	2	3	0	1	23	17.4
C	10	Matt Bailey*	56	6	4	10	-9	31	1	0	0	72	8.3
C	19	Joseph Cramarossa	54	5	5	10	-11	75	0	1	0	57	8.8
D	38	Brandon Montour*	41	1	9	10	+10	8	0	0	0	26	3.8
LW	12	John Kurtz	72	4	5	9	-11	188	0	1	0	84	4.8
D	5	Kevin Gagne	57	2	6	8	-21	16	1	0	0	81	2.5
LW	51	Dany Heatley	25	2	5	7	-5	8	2	0	0	45	4.4
D	7	Mark Fistric	34	1	6	7	+3	84	0	0	0	35	2.9
D	23	Colby Robak	29	1	5	6	-12	18	0	0	0	51	2.0
D	2	Mat Clark	45	1	5	6	-7	60	0	0	0	38	2.6
D	24	Jaycob Megna*	32	1	4	5	-1	4	0	0	0	34	2.9
D	4	Jesse Blacker	15	0	5	5	-12	9	0	0	0	25	0.0
C	13	Rickard Rakell	2	1	3	4	+3	0	0	0	1	7	14.3
D	7	Bryan Allen	2	0	0	0	0	0	0	0	0	1	0.0
RW	23	Kyle Palmieri	2	0	0	0	-2	4	0	0	0	12	0.0
TOTALS			76	168	283	451	-235	1452	47	8	27	2403	

NO.	GOALTENDER	GPI	MINS	GAA	W	L	OT	EN	SO	GA	SA	SV%	G	A	PIM
36	John Gibson	11	665	2.07	6	3	2	1	1	23	356	.935	0	1	6
30	Ilya Bryzgalov	2	119	2.53	1	1	0	1	0	5	59	.915	0	0	0
31	Ryan Faragher*	15	840	2.57	4	9	1	2	1	36	365	.901	0	0	0
1	Jason LaBarbera	34	1948	2.62	9	16	7	4	3	85	971	.912	0	0	2
35	Igor Bobkov	7	379	4.27	2	4	0	2	0	27	182	.852	0	0	2
TOTALS		76	4638	2.78	27	39	10	10	7	215	2281	.906			

*Rookie



HISTORY





Front Row (L-R) John Gibson, Executive Vice President/COO Tim Ryan, Senior Vice President of Hockey Operations David McNab, Executive Vice President/General Manager Bob Murray, Owner Henry Samueli, Francois Beauchemin, Ryan Getzlaf, Corey Perry, Owner Susan Samueli, CEO Michael Schulman, Director of Player Personnel Rick Paterson, Head Coach Bruce Boudreau, Frederik Andersen **Second Row** (L-R) Vice President - THE RINKS Art Trostler, Vice President of Human Resources Jay Scott, Vice President/COO Anaheim Arena Management Kevin Starkey, Goaltending Consultant Dwayne Roloson, Assistant Coach Scott Niedermayer, Sami Vatanen, Matt Beleskey, Cam Fowler, Andrew Cogliano, Assistant Coach Brad Lauer, Assistant Coach Trent Yawney, Assistant to the General Manager Dave Baseggio, Vice President/CMO Aaron Teats, Vice President of Finance/CFO Doug Heller, Vice President of Sales/CRO John Viola **Third Row** (L-R) Assistant Equipment Manager Chris Aldrich, Equipment Manager Doug Shearer, Video Coordinator Joe Piscotty, James Wisniewski, Rickard Rakell, Jakob Silfverberg, Ryan Kesler, Emerson Etem, Nate Thompson, Kyle Palmien, Strength and Conditioning Coach Sean Skahan, Head Athletic Trainer Joe Huff, Assistant Athletic Trainer Mike Hannegan **Back Row** (L-R) Equipment Assistant Chris Kincaid, Chris Wagner, Tomas Fleischmann, Jiri Sekac, Korbinian Holzer, Clayton Stoner, Simon Despres, Hampus Lindholm, Josh Manson, Patrick Maroon, Tim Jackman, Massage Therapist James Partida

POSTSEASON NOTES IN PLAYOFF SECTION

THE 2014-15 REGULAR SEASON:

The Ducks finished the season 51-24-7 for 109 points... Anaheim had the top record in the Western Conference for the second consecutive season (and second time in club history) ...the Ducks posted the second-best record in franchise history, trailing only the 2013-14 club (53-20-8, 114)...Anaheim recorded its second consecutive 50-win season in franchise history...the last NHL team to post back-to-back 50-win seasons was Vancouver in 2010-11 (54-19-9) and 2011-12 (51-22-9)...the Ducks also matched the club record for most road standings points (54) and wins (25-12-4), a record originally set with the exact same record in 2013-14...Anaheim finished second among NHL teams in road points and road wins, concluding the season on a four-game win streak as visitors... the Ducks owned the NHL's top intra-conference record with a 34-11-5 mark vs. Western Conference opponents...Anaheim finished with a 16-5-0 vs. the Central Division, leading NHL teams in wins and ranking second in points % (.762)...the club also went 18-6-5 vs. the Pacific, earning wins in seven of its last nine (7-2-0).

PACIFIC HEIGHTS:

Anaheim clinched its third consecutive Pacific Division title and fourth in franchise history (2007, 2013, 2014, 2015) with a 5-1 victory over Edmonton on Apr. 1...the Ducks own the longest active streak of division titles since 2012-13 and are the only team to win its division twice since the league debuted its

four-division format in the 2013-14 regular season...the Ducks assumed sole possession of the Pacific on Dec. 5, 2014 (17-6-5, 28 games) and held the same position for the remainder of the regular season.

IT'S A RECORD:

The Ducks set an NHL single-season record for most wins when trailing in the third period (at any point) and matched the NHL mark for wins when trailing after two periods...a closer look:

MOST WINS WHEN TRAILING AT ANY POINT IN THE THIRD PERIOD IN NHL HISTORY

TEAM	SEASON	GAMES
Anaheim	2014-15	18
Dallas	2005-06	15
Dallas	2006-07	15
Tampa Bay	2006-07	14
Detroit	2008-09	13

MOST WINS WHEN TRAILING AFTER TWO PERIODS IN NHL HISTORY

TEAM	SEASON	GAMES
Anaheim	2014-15	12
Dallas	2005-06	12
Pittsburgh	2008-09	11
Vancouver	2009-10	11



COMEBACKS:

The Ducks earned 24 comeback victories in 2014-15 after posting 26 last season...the 26 comebacks in 2013-14 were the most in the NHL since Detroit and Nashville in 2005-06 (26)...the 50 comebacks over the last two seasons led the NHL (NYI second with 41)...Anaheim led the NHL with a .343 win percentage and 12 wins (12-23-0) when down after two (DET ranked second with a .333 win %).

SITUATIONALLY:

The Ducks were one of two NHL teams with only one regulation loss when tied after two periods (9-1-5; third with a .767 points %)...Anaheim was also one of five teams that did not lose in regulation when leading after two (29-0-2)...in addition, the Ducks were 37-2-4 when allowing two goals-or-less in 2014-15 (18-0-2 at home, 19-2-2 on the road).

THE GAME OF ONE:

Anaheim set an all-time NHL record with 33 wins in one-goal games (33-1-7)...the Ducks also led the NHL in winning percentage (.805) in one-goal games and were the only NHL team with fewer than four one-goal losses in regulation...Anaheim set an NHL single-season record for most consecutive one-goal games without a regulation loss (33), going 26-0-7 from Oct. 11-Feb. 23...the previous mark was held by the 1979-80 Chicago Blackhawks, who went 11-0-19 in one-goal (or tie) games...the Ducks also set an NHL record for most consecutive home wins by a one-goal margin (discounting losses or ties), with 11 in a row (five regulation, two overtime and four shootouts) from Nov. 12-Jan. 11...overall, 29 of the club's final 39 victories were in one-goal games starting with a 1-0 win on Oct. 28 at Chicago, including 15 decided in extra time (eight OT, seven SO)...the club's 12 straight wins by one goal from Oct. 28-Dec. 10 were the most in the NHL since Atlanta had 14 in 2010-11.

WINNING TRADITION:

The Ducks finished first in the West and third overall in the NHL in 2014-15...the Ducks also owned the top NHL record over the past two seasons (105-44-15, 225 pts.) and over the past three seasons (135-56-21, 291 pts.)...the club has the most regulation/overtime wins (118) over the last three seasons (non-shootout), two ahead of Pittsburgh (116) and nine over the closest Western Conference opponent (CHI and STL each with 109).

LEADING THE WAY:

Ryan Getzlaf finished the season ranked tied for fourth among NHL leaders in primary assists (31), tied for third in even-strength scoring (22-33=55) and 10th in even-strength assists (33)...13 of his 25 goals either tied a game or gave the Ducks a lead and six were GWG...Getzlaf, who co-led the NHL in overtime scoring (2-3=5) and ranked tied for fourth in OT assists, scored his franchise-leading seventh career overtime goal on Mar. 26 at Boston...with 2-0=2 points on Mar. 11 at Calgary, Getzlaf passed

Paul Kariya for sole possession of second place of the franchise's all-time scoring list with his 670th and 671st career points as a Duck...he scored twice in the opening 2:51 of the first period in that game, the fastest two goals by an Anaheim player from the start of a game in club history...he was the first NHL player to score two goals in the first three minutes of a road game since Feb. 14, 2003, when Boston's Mike Knuble set the NHL record for the fastest two goals from the start of a game (home or road) by scoring twice in the first 27 seconds at Florida...in his following game on Mar. 13 in Minnesota, Getzlaf became the third player in franchise history to play 700 games in an Anaheim uniform, joining Selanne and Perry...Getzlaf also won a career-best 50.6% of his faceoffs in 2014-15 and ranked second among NHL forwards in blocked shots (95).

GOAL ORIENTED:

Among NHL leaders, **Corey Perry** ranked tied for 10th in goals (33), eighth in goals-per-game (.50) and tied for seventh in shooting percentage (17.1)...with his 33rd goal of the season, Perry became the fourth Duck to record 600 career points...only Selanne (988), Getzlaf (678) and Kariya (669) have more with the franchise...Perry recorded his fifth career 30-goal season on Mar. 22 at the New York Rangers, the third-most in franchise history behind only Selanne (7) and Kariya (6)...he posted two hat tricks in the first seven games, becoming the sixth NHL player in 29 years to record multiple hat tricks in the first seven games of a season...with three goals (3-0=3) on Oct. 9 at Pittsburgh, Perry became the first Duck to record a hat trick in a season opener.

IN THE BEGINNING:

Frederik Andersen joined Montreal's Bill Durnan as the fastest goaltenders in NHL history to 50 wins, accomplishing the feat in 68 career decisions on Mar. 3 at Arizona...Durnan also won 50 in 68 decisions on Dec. 16, 1944...Andersen finished the season with a 35-12-5 record with three shutouts, a 2.38 GAA and .914 SV% in 54 games, marking the second-most single-season wins in franchise history (J.S. Giguere with 36 in 2006-07).

IRON MAN:

Andrew Cogliano is the NHL's reigning Ironman (622 games), having never missed a game in his NHL career dating to Oct. 4, 2007 with EDM...only two players in NHL history have played more consecutive games to start their careers: Doug Jarvis (the NHL's all-time Ironman with 964 consecutive games from 1975-88) and Andy Hebenton (second with 630 consecutive games from 1955-64)...Cogliano is the eighth player in NHL history to have a consecutive games streak of 600 or more...the only two others in the last 20 years are Jay Bouwmeester (737) and Henrik Sedin (679)...Cogliano became Anaheim's all-time leading Ironman with his 277th consecutive game as a Duck on Mar. 3 at Arizona, surpassing Andy McDonald (Cogliano is now at 294 games as a Duck).

2014-15 GAME-BY-GAME

#	Date	Team	W-L-OT	Record	GF-GA	Scorers	W Goal	PP	PK	SF-SA	W-L Gldr.	Attend.
1	10/09/2014	@ PITTSBURGH	L	00-01-00	4-6	17P,10,10P,10P	17	3-6	3-4	29-39	29 / 36	18633+
2	10/11/2014	@ DETROIT	W	01-01-00	3-2	15,39,15	15	0-3	2-2	26-29	31 / 35	20027
3	10/13/2014	@ BUFFALO	W	02-01-00	5-1	10P,38,39,38,17	38	1-6	3-3	44-12	31 / 34	18912
4	10/14/2014	@ PHILADELPHIA	W**	03-01-00	4-3	18,12,39	38	0-2	2-4	28-42	31 / 35	19589+
5	10/17/2014	MINNESOTA	W	04-01-00	2-1	75,10	10	0-4	3-3	26-28	31 / 35	17306+
6	10/19/2014	ST. LOUIS	W	05-01-00	3-0	39,45P,45P	39	2-3	2-2	25-28	31 / 1	15687
7	10/22/2014	BUFFALO	W	06-01-00	4-1	10,17,10,10	17	0-4	2-2	34-23	31 / 34	16067
8	10/24/2014	COLUMBUS	W	07-01-00	4-1	07P,01-00	45	2-4	3-4	34-17	36 / 72	15778
9	10/26/2014	SAN JOSE	L	07-02-00	1-4	39P	8	1-5	3-5	34-37	31 / 31	16954
10	10/28/2014	@ CHICAGO	W	08-02-00	1-0	125	12	0-1	3-3	25-38	36 / 33	21233+
11	10/30/2014	@ ST. LOUIS	L	08-03-00	0-2		20	0-4	3-3	24-29	34 / 36	16723
12	10/31/2014	@ DALLAS	W*	09-03-00	2-1	10,44	44	0-4	6-6	24-22	31 / 32	15343
13	11/02/2014	@ COLORADO	W	10-03-00	3-2	10,47,4	4	0-5	3-3	33-18	30 / 1	15310
14	11/05/2014	NY ISLANDERS	O*	10-03-01	2-3	39P,14	91	1-2	1-3	34-36	41 / 30	16448
15	11/07/2014	ARIZONA	O**	10-03-02	2-3	15P,39	89	1-4	3-3	39-25	41 / 31	16235
16	11/09/2014	VANCOUVER	O**	10-03-03	1-2	45P	13	1-1	3-3	29-35	31 / 31	16749
17	11/12/2014	LOS ANGELES	W**	11-03-03	6-5	4,33,17,17,15	17	0-2	2-2	49-26	30 / 32	17245+
18	11/15/2014	@ LOS ANGELES	O*	11-03-04	2-3	16,17	28	0-3	1-3	29-37	32 / 31	18230+
19	11/16/2014	FLORIDA	L	11-04-04	2-6	47,7	27	0-2	0-1	35-29	35 / 31	16128
20	11/18/2014	@ CALGARY	O**	11-04-05	3-4	45,39P,21P	23	2-3	5-5	27-19	1 / 31	18421
21	11/20/2014	@ VANCOUVER	W**	12-04-05	4-3	7,15,39	10	0-3	1-1	26-28	31 / 31	18870+
22	11/23/2014	ARIZONA	W	13-04-05	2-1	21,19	19	0-2	3-3	30-27	31 / 41	15928
23	11/25/2014	CALGARY	W	14-04-05	3-2	39,10,21	21	0-0	4-4	29-34	31 / 1	17174+
24	11/28/2014	CHICAGO	L	14-05-05	1-4	47	65	0-2	5-5	24-38	50 / 31	17355+
25	11/29/2014	@ SAN JOSE	L	14-06-05	4-6	39,10,10,15	48	0-5	3-5	34-35	31 / 31	17352
26	12/01/2014	BOSTON	W	15-06-05	3-2	45,12,39	39	0-3	3-3	28-34	31 / 40	16457
27	12/03/2014	PHILADELPHIA	W**	16-06-05	5-4	4,15,45,19P	10	1-5	1-2	33-35	31 / 35	15691
28	12/05/2014	@ MINNESOTA	W	17-06-05	5-4	17,33,17,18,39	39	0-4	2-4	21-25	31 / 35	19044+
29	12/07/2014	@ WINNIPEG	W*	18-06-05	4-3	14P,33,17P,21	21	2-6	4-6	25-30	31 / 31	15016+
30	12/10/2014	EDMONTON	W	19-06-05	2-1	39P,17	17	1-4	2-2	34-22	31 / 35	16371
31	12/12/2014	@ EDMONTON	W	20-06-05	4-2	45P,21,15,44	15	1-2	3-4	20-23	31 / 35	16839+
32	12/13/2014	@ WINNIPEG	W	21-06-05	4-1	33P,15,44,5,75	15	1-5	3-4	31-28	31 / 34	15016+
33	12/16/2014	@ TORONTO	L	21-07-05	2-6	455,17	20	0-2	2-3	42-27	45 / 31	18953+
34	12/18/2014	@ MONTREAL	W	22-07-05	2-1	47,39	39	0-3	2-3	23-24	31 / 31	21286+
35	12/19/2014	@ OTTAWA	L	22-08-05	2-6	15,15	7	0-3	1-2	34-31	41 / 80	19443+
36	12/22/2014	SAN JOSE	W*	23-08-05	3-2	67,4,17	17	0-3	1-2	32-32	31 / 31	17405+
37	12/27/2014	@ ARIZONA	O**	23-08-06	1-2	14	19	0-1	1-1	36-29	40 / 31	13656
38	12/28/2014	VANCOUVER	W*	24-08-06	1-1	23,4	4	0-4	1-1	31-14	31 / 30	17374+
39	12/31/2014	SAN JOSE	L	24-09-06	0-3		8	0-3	7-8	28-27	31 / 31	17174+
40	01/02/2015	ST. LOUIS	W	25-09-06	4-3	15P,21,7,39	39	1-5	4-5	33-42	31 / 30	17174+
41	01/04/2015	NASHVILLE	W**	26-09-06	4-3	39,10,23	17	0-3	2-4	33-30	31 / 30	16402
42	01/07/2015	NY RANGERS	L	26-10-06	1-4	23P	61	1-3	1-1	25-30	30 / 80	17174+
43	01/11/2015	WINNIPEG	W**	27-10-06	5-4	67P,18,21P,67	45	2-5	6-6	43-32	31 / 31	17356+
44	01/14/2015	TORONTO	W	28-10-06	4-0	21P,10,10,10	21	1-2	3-3	25-28	31 / 45	16741
45	01/16/2015	NEW JERSEY	W	29-10-06	5-1	10,47,33,19,33P	47	1-3	1-2	40-15	80 / 1	17174+
46	01/17/2015	@ LOS ANGELES	W**	30-10-06	3-2	15,45P	33	1-2	2-3	31-28	31 / 32	18422+
47	01/21/2015	CALGARY	W	31-10-06	6-3	21,19,6,18,15,17	18	0-2	3-3	27-33	31 / 37	16828
48	01/27/2015	@ VANCOUVER	W	32-10-06	4-0	39,21P,67,19	39	1-3	3-3	24-17	31 / 30	18813+
49	01/29/2015	@ SAN JOSE	L	32-11-06	3-6	7,39,19	52	0-2	4-5	28-33	31 / 80	17562+
50	01/30/2015	CHICAGO	L	32-12-06	1-4	67P	2	1-3	3-3	22-33	50 / 31	17497+
51	02/03/2015	CAROLINA	W*	33-12-06	5-4	10,17P,12,10,15	15	1-4	4-4	31-32	31 / 31	16274
52	02/05/2015	@ NASHVILLE	W	34-12-06	5-2	33P,45,39,33,10	39	0-4	3-4	26-46	31 / 35	17113+
53	02/06/2015	@ WASHINGTON	O**	34-12-07	2-3	17P,10	19	1-2	1-1	25-34	31 / 80	18506+
54	02/08/2015	@ TAMPA BAY	L	34-13-07	3-5	15,45P,2	11	1-5	5-5	28-23	30 / 31	19204+
55	02/10/2015	@ FLORIDA	L	34-14-07	2-6	21P,18	5	1-3	5-8	33-26	1 / 80	8576
56	02/12/2015	@ CAROLINA	W	35-14-07	2-1	23,39	39	0-1	2-3	17-36	36 / 30	11991
57	02/15/2015	WASHINGTON	L	35-15-07	3-5	7,10,7	65	0-4	4-5	33-28	35 / 36	17252+
58	02/18/2015	TAMPA BAY	L	35-16-07	1-4	19	9	0-2	3-3	25-32	30 / 36	17284+
59	02/20/2015	@ CALGARY	W	36-16-07	6-3	7,23,15,21,33,47	21	0-1	4-5	38-28	36 / 1	19289+
60	02/21/2015	@ EDMONTON	W	37-16-07	2-1	23P,15	15	1-1	2-2	21-27	36 / 30	16839+
61	02/23/2015	DETROIT	W**	38-16-07	4-3	7,16,23	33	0-4	4-5	25-38	36 / 35	17174+
62	02/25/2015	OTTAWA	L	38-17-07	0-3		22	0-2	4-4	25-34	30 / 36	16673
63	02/27/2015	LOS ANGELES	W	39-17-07	4-2	17,16,10,10	10	0-1	1-1	32-22	36 / 31	17413+
64	03/01/2015	@ DALLAS	W	40-17-07	3-1	10,3,15	3	0-1	2-3	22-40	36 / 1	17657
65	03/03/2015	@ ARIZONA	W	41-17-07	4-1	17P,7,33,75	7	0-0	2-2	35-30	31 / 41	11387
66	03/04/2015	MONTREAL	W	42-17-07	3-1	23,67,45	67	0-1	2-3	33-38	36 / 31	17174+
67	03/06/2015	PITTSBURGH	L	42-18-07	2-5	14,10	72	0-3	4-4	29-21	1 / 31	17310+
68	03/09/2015	@ VANCOUVER	L	42-19-07	1-2	16	9	0-3	1-1	30-16	31 / 31	18557
69	03/11/2015	@ CALGARY	L	42-20-07	3-6	15,15P,47	23	1-3	4-6	32-23	31 / 36	19289+
70	03/13/2015	@ MINNESOTA	W	43-20-07	2-1	23,33	33	0-3	4-5	24-33	36 / 40	19045+
71	03/15/2015	NASHVILLE	W	44-20-07	4-2	15,21,44,4P	44	1-3	2-3	28-27	36 / 35	17295+
72	03/18/2015	LOS ANGELES	W*	45-20-07	3-2	19,33,17	17	0-3	2-3	26-31	36 / 32	17174+
73	03/20/2015	COLORADO	W*	46-20-07	3-2	46,67,10	10	0-3	1-1	40-24	31 / 1	17313+
74	03/22/2015	@ NY RANGERS	L	46-21-07	2-7	10,10	62	0-1	1-2	38-29	33 / 31	18006+
75	03/24/2015	@ COLUMBUS	L	46-22-07	3-5	17P,39	71	1-5	2-3	40-27	72 / 36	14044
76	03/26/2015	@ BOSTON	W*	47-22-07	3-2	19,10,15	15	0-2	2-4	32-29	31 / 40	17565+
77	03/28/2015	@ NY ISLANDERS	W	48-22-07	3-2	67,21,7	7	0-0	4-4	24-31	31 / 30	16170+
78	03/29/2015	@ NEW JERSEY	W	49-22-07	1	17,23	23	0-1	2-2	25-27	36 / 35	15987
79	04/01/2015	EDMONTON	W	50-22-07	5-1	23,44,10,24,7	44	0-1	3-3	27-23	31 / 30	17174+
80	04/03/2015	COLORADO	L	50-23-07	2-4	46,67	9	0-3	3-4	37-23	20 / 36	17201+
81	04/08/2015	DALLAS	L	50-24-07	0-4		38	0-1	2-3	19-32	1 / 31	17252+
82	04/11/2015	@ ARIZONA	W	51-24-07	2-1	15,33	33	0-3	3-3	38-24	31 / 41	15733

(* = OVERTIME, ** = SHOOTOUT, + = SELLOUT)

2014-15 FINAL STATS



POS	NO.	Player	GP	TOI	G	A	P	+/-	PIM	PP	SH	GW	S	S%
C	15	Ryan Getzlaf	77	20:05	25	45	70	+15	62	3	0	6	191	13.1
R	10	Corey Perry	67	18:06	33	22	55	+13	67	4	0	3	193	17.1
C	17	Ryan Kesler	81	19:30	20	27	47	-5	75	5	1	4	205	9.8
R	33	Jakob Silfverberg	81	15:39	13	26	39	+15	24	2	1	2	189	6.9
D	45	Sami Vatanen	67	21:27	12	25	37	+5	36	7	1	1	122	9.8
L	19	Patrick Maroon	71	14:16	9	25	34	-5	82	1	0	1	120	7.5
D	47	Hampus Lindholm	78	21:45	7	27	34	+25	32	0	0	1	107	6.5
D	4	Cam Fowler	80	21:08	7	27	34	+4	14	1	1	2	87	8.0
L	39	Matt Beleskey	65	14:28	22	10	32	+13	39	4	0	8	145	15.2
R	67	*Rickard Rakell	71	12:34	9	22	31	+6	10	2	0	1	105	8.6
L	7	Andrew Coglianò	82	14:36	15	14	29	+5	14	0	3	2	134	11.2
R	21	Kyle Palmieri	57	14:05	14	15	29	-2	37	5	0	4	112	12.5
D	23	Francois Beauchemin	64	22:44	11	12	23	+17	48	2	0	1	110	10.0
C	44	Nate Thompson	80	13:19	5	13	18	+0	39	0	1	3	87	5.7
R	12	Devante Smith-Pelly	54	14:38	5	12	17	+1	12	0	1	1	76	6.6
D	6	Ben Lovejoy	40	18:33	1	10	11	+3	17	0	0	0	50	2.0
L	16	Emerson Etem	45	12:14	5	5	10	-6	4	0	0	0	77	6.5
L	14	^Rene Bourque	30	12:07	2	6	8	-4	12	1	0	0	44	4.5
D	3	Clayton Stoner	69	17:38	1	7	8	-2	68	0	1	1	68	1.5
R	18	Tim Jackman	55	8:22	5	2	7	-4	86	0	0	1	55	9.1
L	46	^*Jiri Sekac	19	12:56	2	5	7	+2	4	0	0	0	29	6.9
D	24	^Simon Despres	16	18:39	1	5	6	+2	22	0	0	0	27	3.7
L	14	^Tomas Fleischmann	14	14:10	1	5	6	+0	4	0	0	0	24	4.2
D	20	^James Wisniewski	13	20:13	0	5	5	-3	10	0	0	0	20	0.0
C	38	*William Karlsson	18	12:08	2	1	3	+1	2	0	0	1	24	8.3
D	42	*Josh Manson	28	18:26	0	3	3	+1	31	0	0	0	26	0.0
D	2	^Eric Brewer	9	17:15	1	1	2	-6	6	0	0	0	7	14.3
D	55	Bryan Allen	6	18:12	0	1	1	0	4	0	0	0	4	0.0
D	37	Mat Clark	7	12:46	0	1	1	+2	6	0	0	0	2	0.0
D	48	^Colby Robak	5	15:15	0	1	1	+3	0	0	0	0	2	0.0
D	28	Mark Fistric	9	14:47	0	0	0	-3	4	0	0	0	1	0.0
C	62	*Chris Wagner	9	8:47	0	0	0	-2	2	0	0	0	7	0.0
L	51	Dany Heatley	6	12:07	0	0	0	-3	0	0	0	0	8	0.0
L	43	*Max Friberg	1	8:47	0	0	0	0	0	0	0	0	0	0.0
R	64	*Stefan Noesen	1	6:54	0	0	0	+0	0	0	0	0	0	0.0
D	77	Jesse Blacker	1	6:03	0	0	0	-2	0	0	0	0	0	0.0

NO.	PLAYER	GP	MIN	GAA	W	L	OT	SO	GA	SA	SV%	G	A	PIM
31	Frederik Andersen	54	3106	2.38	35	12	5	3	123	1436	.914	0	3	4
36	*John Gibson	23	1340	2.60	13	8	0	1	58	674	.914	0	0	0
30	Jason LaBarbera	5	207	2.61	2	0	1	0	9	99	.909	0	0	0
80	^A Ilya Bryzgalov	8	329	4.19	1	4	1	0	23	150	.847	0	2	0
ANA GOALTENDING TOTALS			5,002	2.65	51	24	7	4	221	2367	.907	0	5	4

* Rookie

^ Acquired Midseason

NHL PLAYERS ACQUIRED MIDSEASON

POS	NO.	PLAYER	TEAM	GP	TOI	G	A	P	+/-	PIM	PP	SH	GW	S	S%
L	14	Tomas Fleischmann	FLA	52	14:50	7	14	21	+12	8	0	0	1	107	6.5
			ANA	14	14:10	1	5	6	+0	4	0	0	0	24	4.2
			TOTAL	66	14:42	8	19	27	+12	12	0	0	1	131	6.1
D	20	James Wisniewski	CBJ	56	21:24	8	21	29	-10	34	7	0	2	127	6.3
			ANA	13	20:13	0	5	5	-3	10	0	0	0	20	0.0
			TOTAL	69	21:11	8	26	34	-13	44	7	0	2	147	5.4
D	24	Simon Despres	PIT	59	16:22	2	15	17	+9	64	0	0	1	76	2.6
			ANA	16	18:39	1	5	6	+2	22	0	0	0	27	3.7
			TOTAL	75	16:51	3	20	23	+11	86	0	0	1	103	2.9
L	46	Jiri Sekac	MTL	50	13:48	7	9	16	-2	18	2	0	0	56	12.5
			ANA	19	12:56	2	5	7	+2	4	0	0	0	29	6.9
			TOTAL	69	13:34	9	14	23	+0	22	2	0	0	85	10.6
D	48	Colby Robak	FLA	7	12:57	0	0	0	-1	2	0	0	0	6	0.0
			ANA	5	15:15	0	1	1	+3	0	0	0	0	2	0.0
			TOTAL	12	13:55	0	1	1	+2	2	0	0	0	8	0.0

2014-15 STATISTICAL BREAKDOWN

2014-15 ANAHEIM DUCKS SEASON HIGHS & LOWS

GOALS BY PERIOD - HIGHS AND LOWS

DUCKS

	1st	2nd	3rd
High	3 (1/21/15 vs. CGY)	3 (two times, last: 12/13/14 @ WPG)	5 (2/20/15 @ CGY)
Low	0 (35 times, last: 4/8/15 vs. DAL)	0 (31 times, last: 4/8/15 vs. DAL)	0 (27 times, last: 4/11/15 @ ARI)

OPPONENTS

	1st	2nd	3rd
High	3 (three times, last: 3/22/15 @ NYR)	5 (1/29/15 @ SJ)	4 (12/16/14 @ TOR)
Low	0 (48 times, last: 4/11/15 @ ARI)	0 (28 times, last: 4/11/15 @ ARI)	0 (27 times, last: 4/1/15 vs. EDM)

SHOTS BY PERIOD - HIGHS AND LOWS

DUCKS

	1st	2nd	3rd	OT
High	17 (three times, last: 3/22/15 @ NYR)	19 (12/3/14 vs. PHI)	18 (1/11/15 vs. WPG)	7 (11/9/14 vs. VAN)
Low	3 (12/31/14 vs. SJ)	3 (three times, last: 3/15/15 vs. NSH)	2 (2/5/15 @ NSH)	0 (three times, last: 1/4/15 vs. NSH)

OPPONENTS

	1st	2nd	3rd	OT
High	16 (two times, last: 3/13/15 @ MIN)	21 (10/9/14 @ PIT)	24 (2/5/15 @ NSH)	8 (12/3/14 vs. PHI)
Low	3 (three times, last: 2/3/14 vs. CAR)	1 (10/31/14 @ DAL)	2 (12/28/14 vs. VAN)	0 (five times, last: 3/20/15 vs. COL)

2014-15 DUCKS RECORD BY DAYS OF THE WEEK

Mon.	4-1-0		
Tues.	6-3-1	Fri.	11-5-2
Wed.	9-6-1	Sat.	6-1-2
Thurs.	5-3-0	Sun.	10-5-1

DUCKS RECORD THIS SEASON WHEN*:

Scoring no goals:	0-4-0	Allowing no goals:	4-0-0
Scoring one goal:	1-6-2	Allowing one goal:	19-0-2
Scoring two goals:	12-7-4	Allowing two goals:	15-2-3
Scoring three goals:	15-5-1	Allowing three goals:	8-2-2
Scoring four goals:	14-2-0	Allowing four goals:	4-7-0
Scoring five goals or more:	9-0-0	Allowing five goals or more:	1-13-0
Overall	51-24-7	Overall	51-24-7

DUCKS MISCELLANEOUS RECORDS:

When scoring a PP goal:	17-8-5	When not scoring a PP goal:	34-16-2
Not allowing a PP goal:	28-9-5	Allowing a PP goal:	23-15-2
Winning 50% or more faceoffs:	31-10-3	Winning less than 50% of faceoffs:	20-14-4
Day Games (before 5 pm):	3-1-1	Night Games:	48-23-6
First Game of back-to-back:	8-3-2	Second Game of back-to-back:	8-4-1

BREAKDOWN OF DUCKS RESULTS - 2014-15

	RECORD				GOALS		POWER PLAY			PENALTY KILLING		
	W	L	OT	PTS	GF	GA	PPG	ATT	%	PPGA	TSH	%
Games 1-10:	8	2	0	16	30	19	9	38	23.7	6	32	81.3
Games 11-20:	3	2	5	11	22	28	5	30	16.7	5	32	84.4
Games 21-30:	8	2	0	16	31	30	4	34	11.8	7	35	80.0
Games 31-40:	6	3	1	13	24	26	3	31	9.7	8	33	75.8
Games 41-50:	7	3	0	14	33	27	8	28	28.6	5	33	84.8
Games 51-60:	5	4	1	11	31	33	5	27	18.5	7	40	82.5
Games 61-70:	6	4	0	12	25	25	1	21	5.6	6	34	82.8
Games 71-82:	8	4	0	16	32	33	2	26	7.7	8	35	77.1
Overall:	51	24	7	109	228	221	37	235	15.7	52	274	81.0

*Does not include shootout goals

2014-15 SCORING BREAKDOWN



Player	Pos	HOME					ROAD					TOTALS				
		GP	G	A	P	+/-	GP	G	A	P	+/-	GP	G	A	P	+/-
Ryan Getzlaf	C	38	8	20	28	+6	39	17	25	42	+9	77	25	45	70	+15
Corey Perry	R	34	19	10	29	+4	33	14	12	26	+9	67	33	22	55	+13
Ryan Kesler	C	40	9	13	22	-7	41	11	14	25	+2	81	20	27	47	-5
Jakob Silfverberg	R	41	4	15	19	+7	40	9	11	20	+8	81	13	26	39	+15
Sami Vatanen	D	33	6	12	18	+3	34	6	13	19	+2	67	12	25	37	+5
Cam Fowler	D	40	6	10	16	-8	40	1	17	18	+12	80	7	27	34	+4
Hampus Lindholm	D	40	3	16	19	+20	38	4	11	15	+5	78	7	27	34	+25
Patrick Maroon	L	35	6	11	17	-3	36	3	14	17	-2	71	9	25	34	-5
Matt Beleskey	L	32	9	6	15	+5	33	13	4	17	+8	65	22	10	32	+13
Rickard Rakell	C	36	7	11	18	+4	35	2	11	13	+2	71	9	22	31	+6
Andrew Coglian	L	41	7	8	15	+0	41	8	6	14	+5	82	15	14	29	+5
Kyle Palmieri	R	29	7	6	13	-6	28	7	9	16	+4	57	14	15	29	-2
Francois Beauchemin	D	33	6	7	13	+10	31	5	5	10	+7	64	11	12	23	+17
Nate Thompson	C	39	2	7	9	+3	41	3	6	9	-3	80	5	13	18	+0
Devante Smith-Pelly	R	28	3	8	11	+2	26	2	4	6	-1	54	5	12	17	+1
Ben Lovejoy	D	21	1	5	6	+6	19	0	5	5	-3	40	1	10	11	+3
Emerson Etem	L	23	3	4	7	-1	22	2	1	3	-5	45	5	5	10	-6
Clayton Stoner	D	31	0	2	2	-13	38	1	5	6	+11	69	1	7	8	-2
Rene Bourque	L	15	0	3	3	-4	15	2	3	5	0	30	2	6	8	-4
Tim Jackman	R	26	2	0	2	-1	29	3	2	5	-3	55	5	2	7	-4
Jiri Sekac	L	9	2	4	6	+2	10	0	1	1	0	19	2	5	7	+2
Simon Despres	D	8	1	2	3	-2	8	0	3	3	+4	16	1	5	6	+2
Tomas Fleischmann	L	6	1	2	3	0	8	0	3	3	+0	14	1	5	6	+0
James Wisniewski	D	5	0	2	2	0	8	0	3	3	-3	13	0	5	5	-3
Josh Manson	D	16	0	2	2	-6	12	0	1	1	+7	28	0	3	3	+1
William Karlsson	C	11	0	1	1	-1	7	2	0	2	+2	18	2	1	3	+1
Eric Brewer	D	4	0	0	0	-2	5	1	1	2	-4	9	1	1	2	-6
Mat Clark	D	6	0	1	1	+2	1	0	0	0	0	7	0	1	1	+2
Bryan Allen	D	4	0	0	0	0	2	0	1	1	0	6	0	1	1	0
Colby Robak	D	1	0	1	1	+2	4	0	0	0	+1	5	0	1	1	+3
Chris Wagner	C	5	0	0	0	-1	4	0	0	0	-1	9	0	0	0	-2
Mark Fistric	D	3	0	0	0	0	6	0	0	0	-3	9	0	0	0	-3
Dany Heatley	L	2	0	0	0	0	4	0	0	0	-3	6	0	0	0	-3
Stefan Noesen	R	1	0	0	0	0	-	-	-	-	-	1	0	0	0	0
Max Friberg	L	1	0	0	0	0	-	-	-	-	-	1	0	0	0	0
Jesse Blacker	D	1	0	0	0	-2	-	-	-	-	-	1	0	0	0	-2

		GP	W	L	OT	GA	MIN	SAVES	SHOTS	GAA	SV%
Frederik Andersen	Home Totals	28	18	7	2	66	1,660	725	791	2.39	.917
	Road Totals	26	17	5	3	57	1,446	588	645	2.37	.912
	Season Totals	54	35	12	5	123	3,106	1,313	1,436	2.38	.914
		GP	W	L	OT	GA	MIN	SAVES	SHOTS	GAA	SV%
Jason LaBarbera	Home Totals	3	1	0	1	7	114	59	66	3.68	.894
	Road Totals	2	1	0	0	2	93	31	33	1.29	.939
	Season Totals	5	2	0	1	9	207	90	99	2.61	.909
		GP	W	L	OT	GA	MIN	SAVES	SHOTS	GAA	SV%
John Gibson	Home Totals	10	6	4	0	25	600	263	288	2.50	.913
	Road Totals	13	7	4	0	33	740	353	386	2.68	.915
	Season Totals	23	13	8	0	58	1,340	616	674	2.60	.914
		GP	W	L	OT	GA	MIN	SAVES	SHOTS	GAA	SV%
Ilya Bryzgalov	Home Totals	2	1	1	0	4	120	40	44	2.00	.909
	Road Totals	6	0	3	1	19	209	87	106	5.45	.821
	Season Totals	8	1	4	1	23	329	127	150	4.19	.847

2014-15 PLAYER GAME-BY-GAME

ANDERSEN

Oct. 9	@ PIT	DNP		
Oct. 11	@ DET	2/29	W	60:00
Oct. 13	@ BUF	1/12	W	59:47
Oct. 14	@ PHI	3/42	W	65:00
Oct. 17	vs. MIN	1/28	W	59:58
Oct. 19	vs. STL	0/28	W	60:00
Oct. 22	vs. BUF	1/23	W	59:59
Oct. 24	vs. CBJ	DNP		
Oct. 26	vs. SJ	4/37	L	59:59
Oct. 28	@ CHI	DNP		
Oct. 30	@ STL	DNP		
Oct. 31	@ DAL	1/22	W	61:48
Nov. 2	@ COL	INJ		
Nov. 5	vs. NYI	DNP		
Nov. 7	vs. ARI	2/25	O	64:28
Nov. 9	vs. VAN	1/35	O	64:59
Nov. 12	vs. LA	3/10		29:20
Nov. 15	@ LA	3/37	O	62:19
Nov. 16	vs. FLA	4/15	L	44:11
Nov. 18	@ CGY	3/19	O	64:42
Nov. 20	@ VAN	3/28	W	64:43
Nov. 23	vs. ARI	1/27	W	60:00
Nov. 25	vs. CGY	2/34	W	60:00
Nov. 28	vs. CHI	3/37	L	59:11
Nov. 29	@ SJ	5/19	L	26:09
Dec. 1	vs. BOS	2/34	W	60:00
Dec. 3	vs. PHI	4/35	W	65:00
Dec. 5	@ MIN	4/25	W	60:00
Dec. 7	@ WPG	3/30	W	60:47
Dec. 10	vs. EDM	1/22	W	59:58
Dec. 12	@ EDM	2/23	W	60:00
Dec. 13	@ WPG	1/28	W	60:00
Dec. 16	@ TOR	4/20	L	45:28
Dec. 18	@ MTL	1/24	W	60:00
Dec. 19	@ OTT	DNP		
Dec. 22	vs. SJ	2/32	W	60:58
Dec. 27	@ ARI	1/29	O	65:00
Dec. 28	vs. VAN	1/14	W	62:39
Dec. 31	vs. SJ	2/26	L	59:32
Jan. 2	vs. STL	3/42	W	59:41
Jan. 4	vs. NSH	3/30	W	64:40
Jan. 7	vs. NYR	DNP		
Jan. 11	vs. WPG	4/32	W	65:00
Jan. 14	vs. TOR	0/28	W	59:57
Jan. 16	vs. LA	DNP		
Jan. 17	@ LA	2/28	W	64:45
Jan. 21	vs. CGY	3/33	W	60:00
Jan. 27	@ VAN	0/17	W	60:00
Jan. 29	@ SJ	0/8		23:53
Jan. 30	vs. CHI	4/33	L	60:00
Feb. 3	vs. CAR	4/32	W	60:45
Feb. 5	@ NSH	2/46	W	60:00
Feb. 6	@ WSH	DNP		
Feb. 8	@ TB	5/22	L	50:02
Feb. 10	@ FLA	INJ		
Feb. 12	@ CAR	INJ		
Feb. 15	vs. WSH	INJ		
Feb. 18	vs. TB	INJ		
Feb. 20	@ CGY	INJ		
Feb. 21	@ EDM	INJ		
Feb. 23	vs. DET	INJ		
Feb. 25	vs. OTT	INJ		
Feb. 27	vs. LA	DNP		
Mar. 1	@ DAL	DNP		
Mar. 3	@ ARI	1/30	W	60:00
Mar. 4	vs. MTL	DNP		
Mar. 6	vs. PIT	4/20	L	58:41
Mar. 9	@ VAN	2/16	L	58:30
Mar. 11	@ CGY	DNP		
Mar. 13	@ MIN	DNP		
Mar. 15	vs. NSH	DNP		
Mar. 18	vs. LA	DNP		
Mar. 20	vs. COL	2/24	W	61:00
Mar. 22	@ NYR	3/7	L	10:16
Mar. 24	@ CBJ	DNP		
Mar. 26	@ BOS	2/29	W	62:38
Mar. 28	@ NYI	2/31	W	60:00
Mar. 29	@ NJ	DNP		
Apr. 1	vs. EDM	1/23	W	60:00
Apr. 3	vs. COL	DNP		
Apr. 8	vs. DAL	4/32	L	60:00
Apr. 11	@ ARI	1/24	W	60:00

BIEKSA (w/VAN)

Oct. 8	@ CGY	0-0	2/2	20:26
Oct. 11	vs. EDM	0-0	4/2	22:16
Oct. 17	@ EDM	0-0	3/2	24:01
Oct. 21	vs. TB	0-1	2/3	22:24
Oct. 23	@ DAL	0-0	5/4	24:59
Oct. 23	@ STL	0-0	2/1	20:31
Oct. 24	@ COL	0-0	2/2	21:05
Oct. 26	vs. WSH	0-0	3/0	21:19
Oct. 28	vs. CAR	0-0	2/1	22:01
Oct. 30	vs. MTL	0-0	1/1	23:49
Nov. 1	@ EDM	0-0	3/0	23:09
Nov. 2	vs. NSH	0-0	0/0	6:06
Nov. 4	@ COL	0-0	2/2	20:09
Nov. 6	@ SJ	0-0	1/2	19:54
Nov. 8	@ LA	0-0	2/1	19:12
Nov. 9	@ ANA	0-0	3/1	22:35
Nov. 11	vs. OTT	1-0	1/2	22:48
Nov. 14	vs. ARI	0-0	3/1	21:59
Nov. 19	@ EDM	0-0	1/1	20:36
Nov. 20	vs. ANA	0-0	1/2	28:16
Nov. 23	vs. CHI	0-0	1/1	24:51
Nov. 25	vs. NJ	0-1	3/1	23:35
Nov. 28	@ CBJ	0-0	2/3	22:22
Nov. 30	@ DET	0-0	3/3	19:36
Dec. 2	@ WSH	0-0	5/1	22:22
Dec. 4	@ PIT	0-0	0/2	23:14
Dec. 6	@ TOR	0-0	2/1	21:01
Dec. 7	@ OTT	1-0	1/1	22:11
Dec. 9	@ MTL	0-1	0/2	22:05
Dec. 13	vs. NYR	0-0	0/3	18:43
Dec. 17	vs. DAL	0-0	1/1	20:36
Dec. 20	vs. CGY	0-0	0/0	21:27
Dec. 22	vs. ARI	1-0w	1/2	19:12
Dec. 28	@ ANA	0-0	0/0	25:28
Dec. 30	@ SJ	0-0	2/1	21:17
Jan. 1	vs. LA	0-0	3/2	23:04
Jan. 3	vs. DET	0-0	3/2	20:25
Jan. 6	vs. NYI	0-1	2/1	20:46
Jan. 8	vs. FLA	0-0	3/1	19:34
Jan. 10	vs. CGY	0-0	1/1	21:01
Jan. 13	@ NSH	0-0	0/1	20:47
Jan. 15	@ PHI	0-0	1/0	19:15
Jan. 16	@ CAR	0-2	0/2	19:55
Jan. 19	@ FLA	0-0	0/0	20:20
Jan. 20	@ TB	0-0	3/2	16:18
Jan. 27	vs. ANA	INJ		
Jan. 30	vs. BUF	INJ		
Feb. 1	vs. MIN	INJ		
Feb. 3	vs. WPG	INJ		
Feb. 5	vs. SJ	INJ		
Feb. 7	vs. PIT	INJ		
Feb. 9	@ MIN	INJ		
Feb. 11	@ CHI	INJ		
Feb. 13	vs. BOS	INJ		
Feb. 14	@ CGY	INJ		
Feb. 16	vs. MIN	INJ		
Feb. 19	@ NYR	INJ		
Feb. 20	@ NJ	INJ		
Feb. 22	@ NYI	INJ		
Feb. 24	@ BOS	INJ		
Feb. 26	@ BUF	INJ		
Mar. 1	vs. STL	INJ		
Mar. 3	vs. SJ	INJ		
Mar. 5	@ ARI	INJ		
Mar. 7	@ SJ	INJ		
Mar. 9	vs. ANA	INJ		
Mar. 12	vs. LA	INJ		
Mar. 14	vs. TOR	0-1	2/1	17:03
Mar. 17	vs. PHI	0-0	3/2	18:19
Mar. 19	vs. CBJ	0-0	2/2	20:13
Mar. 21	@ LA	0-1	1/1	18:00
Mar. 22	@ ARI	0-0	3/1	20:01
Mar. 24	vs. WPG	0-0	0/1	19:44
Mar. 26	vs. COL	0-0	1/1	19:17
Mar. 28	vs. DAL	0-0	1/1	21:19
Mar. 30	@ STL	0-1	0/2	19:19
Mar. 31	@ NSH	0-0	1/0	17:05
Apr. 2	@ CHI	0-0	1/1	20:53
Apr. 4	@ WPG	0-1	1/1	20:47
Apr. 6	vs. LA	0-0	1/0	19:24
Apr. 9	vs. ARI	0-0	1/1	20:46
Apr. 11	vs. EDM	1-0	1/0	20:49

COGLIANO

Oct. 9	@ PIT	0-0	2/0	17:30
Oct. 11	@ DET	0-0	1/1	14:07
Oct. 13	@ BUF	0-0	2/1	17:54
Oct. 14	@ PHI	0-0	2/1	18:33
Oct. 17	vs. MIN	1-0	1/1	16:35
Oct. 19	vs. STL	0-0	1/0	17:21
Oct. 22	vs. BUF	0-1	1/0	14:52
Oct. 24	vs. CBJ	0-1	1/1	15:23
Oct. 26	vs. SJ	0-0	2/1	17:41
Oct. 28	@ CHI	0-0	2/1	17:20
Oct. 30	@ STL	0-0	1/0	14:57
Oct. 31	@ DAL	0-0	2/0	18:37
Nov. 2	@ COL	0-1	1/0	16:00
Nov. 5	vs. NYI	0-0	6/0	17:42
Nov. 7	vs. ARI	0-0	3/1	15:36
Nov. 9	vs. VAN	0-0	3/1	15:05
Nov. 12	vs. LA	0-1	3/2	14:18
Nov. 15	@ LA	0-0	0/0	13:17
Nov. 16	vs. FLA	1-0	5/0	13:41
Nov. 18	@ CGY	0-0	0/1	17:32
Nov. 20	@ VAN	1-0	2/0	13:24
Nov. 23	vs. ARI	0-0	1/0	16:32
Nov. 25	vs. CGY	0-0	1/0	15:16
Nov. 28	vs. CHI	0-0	1/1	12:47
Nov. 29	@ SJ	0-0	1/0	11:55
Dec. 1	vs. BOS	0-0	2/1	14:01
Dec. 3	vs. PHI	0-0	2/0	17:56
Dec. 5	@ MIN	0-1	1/0	14:17
Dec. 7	@ WPG	0-0	3/1	14:45
Dec. 10	vs. EDM	0-0	1/1	15:00
Dec. 12	@ EDM	0-0	0/0	14:31
Dec. 13	@ WPG	1-0	4/1	12:03
Dec. 16	@ TOR	0-0	0/1	15:21
Dec. 18	@ MTL	0-0	1/0	14:54
Dec. 19	@ OTT	0-0	4/1	13:41
Dec. 22	vs. SJ	0-0	1/1	14:48
Dec. 27	@ ARI	0-0	1/1	12:33
Dec. 28	vs. VAN	0-0	2/0	15:28
Dec. 31	vs. SJ	0-0	2/0	13:35
Jan. 2	vs. STL	1-0	2/0	13:53
Jan. 4	vs. NSH	0-0	1/1	11:38
Jan. 7	vs. NYR	0-0	0/0	13:12
Jan. 11	vs. WPG	0-1	1/0	15:13
Jan. 14	vs. TOR	0-0	3/0	15:10
Jan. 16	vs. NJ	0-1	2/1	15:41
Jan. 17	@ LA	0-0	3/0	14:45
Jan. 21	vs. CGY	0-0	1/0	15:54
Jan. 27	@ VAN	0-0	3/1	13:11
Jan. 29	@ SJ	1-0	4/0	12:58
Jan. 30	vs. CHI	0-0	0/0	14:47
Feb. 3	vs. CAR	0-0	1/0	15:21
Feb. 5	@ NSH	0-1	2/2	14:47
Feb. 6	@ WSH	0-0	2/0	16:00
Feb. 8	@ TB	0-1	2/0	11:44
Feb. 10	@ FLA	0-0	1/0	11:22
Feb. 12	@ CAR	0-0	1/0	16:28
Feb. 15	vs. WSH	2-0	3/1	14:20
Feb. 18	vs. TB	0-0	2/0	12:55
Feb. 20	@ CGY	1-1	3/3	14:28
Feb. 21	@ EDM	0-0	0/0	15:48
Feb. 23	vs. DET	1-0	2/1	18:09
Feb. 25	vs. OTT	0-0	1/0	11:28
Feb. 27	vs. LA	0-1	0/1	15:36
Mar. 1	@ DAL	0-0	1/1	15:23
Mar. 3	@ ARI	2-0w	2/1	11:40
Mar. 4	vs. MTL	0-0	1/1	12:56
Mar. 6	vs. PIT	0-0	0/1	11:55
Mar. 9	@ VAN	0-0	1/1	14:01
Mar. 11	@ CGY	0-0	3/0	12:40
Mar. 13	@ MIN	0-0	1/0	13:18
Mar. 15	vs. NSH	0-0	0/1	13:51
Mar. 18	vs. LA	0-1	3/2	12:45
Mar. 20	vs. COL	0-0	2/0	15:41
Mar. 22	@ NYR	0-0	1/2	12:13
Mar. 24	@ CBJ	1-0	3/0	14:39
Mar. 26	@ BOS	0-0	1/0	10:04
Mar. 28	@ NYI	1-0w	1/1	10:46
Mar. 29	@ NJ	0-0	1/0	12:35
Apr. 1	vs. EDM	1-1	2/3	12:48
Apr. 3	vs. COL	0-0	1/0	15:37
Apr. 8	vs. DAL	0-0	0/0	16:32
Apr. 11	@ ARI	0-1	1/1	16:17



DESPRES (w/PIT)

Oct. 9	vs. ANA	0-0	4/1	15:36
Oct. 11	@ TOR	0-0	1/1	14:09
Oct. 16	vs. DAL	0-0	1/1	11:29
Oct. 18	vs. PHI	0-0	2/0	11:54
Oct. 22	vs. PHI	0-0	0/1	11:47
Oct. 23	@ DET	0-2	0/1	12:26
Oct. 25	@ NSH	0-0	1/0	10:51
Oct. 28	vs. NJ	0-2	2/3	13:43
Oct. 30	vs. LA	0-0	1/0	15:46
Nov. 1	@ BUF	0-0	0/0	17:29
Nov. 4	@ MIN	0-0	0/2	11:55
Nov. 6	@ WPG	1-0	1/1	15:05
Nov. 8	@ BUF	0-0	0/1	17:03
Nov. 11	@ NYR	0-0	2/0	15:19
Nov. 14	vs. TOR	0-0	3/0	13:19
Nov. 15	vs. NYR	0-0	2/1	16:29
Nov. 18	@ MTL	0-0	0/2	13:55
Nov. 21	vs. NYI	DND		
Nov. 22	@ NYI	0-0	1/1	13:52
Nov. 24	@ BOS	0-0	2/1	10:59
Nov. 26	vs. TOR	0-0	0/0	12:09
Nov. 28	vs. CAR	0-0	1/0	15:00
Nov. 29	@ CAR	0-0	0/0	15:01
Dec. 2	vs. NJ	0-0	0/0	18:28
Dec. 4	vs. VAN	0-0	1/1	17:36
Dec. 6	vs. OTT	0-0	4/0	14:39
Dec. 8	@ NYR	0-0	0/1	17:08
Dec. 12	vs. CGY	0-1	0/1	12:03
Dec. 13	@ CBJ	0-0	2/0	17:39
Dec. 15	vs. TB	0-0	1/1	20:05
Dec. 18	vs. COL	0-0	4/1	22:29
Dec. 20	vs. FLA	0-1	1/2	18:51
Dec. 22	@ FLA	0-2	0/0	18:00
Dec. 23	@ TB	0-0	0/1	18:27
Dec. 27	vs. WSH	0-0	0/2	19:10
Dec. 29	@ NJ	0-0	7/0	20:14
Dec. 31	vs. CAR	0-0	2/1	18:00
Jan. 2	vs. TB	0-1	2/0	16:58
Jan. 3	vs. MTL	0-0	1/0	18:10
Jan. 7	vs. BOS	0-1	2/0	17:01
Jan. 10	@ MTL	0-1	1/1	15:00
Jan. 13	vs. MIN	0-0	1/1	20:24
Jan. 16	@ NYI	0-0	0/2	18:08
Jan. 18	vs. NYR	0-0	1/1	14:02
Jan. 20	@ PHI	INJ		
Jan. 21	vs. CHI	INJ		
Jan. 27	vs. WPG	0-0	1/1	21:04
Jan. 28	@ WSH	0-0	1/2	17:32
Jan. 30	@ NJ	1-0w	5/1	23:01
Feb. 1	vs. NSH	0-0	0/2	13:36
Feb. 4	@ EDM	0-0	3/0	17:17
Feb. 6	@ CGY	0-1	0/2	17:37
Feb. 7	@ VAN	0-0	0/1	18:16
Feb. 11	vs. DET	0-1	0/2	20:22
Feb. 12	@ OTT	0-0	1/0	21:23
Feb. 15	@ CHI	0-0	2/1	20:09
Feb. 17	vs. WSH	0-0	4/0	18:49
Feb. 19	vs. CBJ	0-1	2/0	15:59
Feb. 21	@ STL	0-1	0/1	17:17
Feb. 22	vs. FLA	0-0	2/1	17:17
Feb. 25	@ WSH	0-0	0/0	13:42
Mar. 1	vs. CBJ	0-0	1/0	15:13
Mar. 2	Traded to Anaheim			
Mar. 3	@ ARI	0-1	2/3	20:23
Mar. 4	vs. MTL	0-0	2/1	21:01
Mar. 6	vs. PIT	0-0	2/2	16:32
Mar. 9	@ VAN	0-0	5/1	17:54
Mar. 11	@ CGY	0-0	1/1	18:21
Mar. 13	@ MIN	0-1	1/1	20:32
Mar. 15	vs. NSH	0-0	0/1	16:39
Mar. 18	vs. LA	0-1	1/1	16:37
Mar. 20	vs. COL	0-1	2/0	19:52
Mar. 22	@ NYR	DNP		
Mar. 24	@ CBJ	0-0	3/1	19:31
Mar. 26	@ BOS	0-1	2/1	20:17
Mar. 28	@ NYI	0-0	1/0	20:15
Mar. 29	@ NJ	0-0	0/0	18:06
Apr. 1	vs. EDM	1-0	3/0	18:35
Apr. 3	vs. COL	0-0	1/1	16:37
Apr. 8	vs. DAL	0-0	1/2	17:23
Apr. 11	@ ARI	DNP		

FOWLER

Oct. 9	@ PIT	0-0	0/3	19:54
Oct. 11	@ DET	0-0	0/1	20:08
Oct. 13	@ BUF	0-1	2/3	20:51
Oct. 14	@ PHI	0-1	1/1	20:28
Oct. 17	vs. MIN	0-1	2/0	20:14
Oct. 19	vs. STL	0-1	0/1	20:32
Oct. 22	vs. BUF	0-0	1/1	23:07
Oct. 24	vs. CBJ	0-1	0/1	23:15
Oct. 26	vs. SJ	0-1	2/1	20:06
Oct. 28	@ CHI	0-0	1/1	21:44
Oct. 30	@ STL	0-0	0/1	21:06
Oct. 31	@ DAL	0-1	1/0	17:10
Nov. 2	@ COL	1-0w	2/1	18:23
Nov. 5	vs. NYI	0-1	1/0	21:57
Nov. 7	vs. ARI	0-0	2/1	15:15
Nov. 9	vs. VAN	INJ		
Nov. 12	vs. LA	1-0	1/1	23:36
Nov. 15	vs. LA	0-0	3/0	19:42
Nov. 16	vs. FLA	0-0	2/3	19:21
Nov. 18	@ CGY	1-1	3/1	22:58
Nov. 20	@ VAN	0-0	0/0	21:36
Nov. 23	vs. ARI	0-0	1/1	20:25
Nov. 25	vs. CGY	0-0	1/0	22:02
Nov. 28	vs. CHI	0-0	1/2	25:22
Nov. 29	@ SJ	0-1	0/0	25:46
Dec. 1	vs. BOS	0-1	0/0	22:38
Dec. 3	vs. PHI	1-0	3/1	23:28
Dec. 5	@ MIN	0-1	0/2	19:04
Dec. 7	@ WPG	0-1	1/1	21:01
Dec. 10	vs. EDM	0-0	2/1	22:18
Dec. 12	@ EDM	0-1	1/1	19:53
Dec. 13	@ WPG	0-0	2/1	20:43
Dec. 16	@ TOR	0-0	1/1	19:37
Dec. 18	@ MTL	0-0	1/1	25:18
Dec. 19	@ OTT	0-0	0/0	22:50
Dec. 22	vs. SJ	1-0	1/1	21:03
Dec. 27	@ ARI	0-0	1/1	21:13
Dec. 28	vs. VAN	1-0w	2/0	21:58
Dec. 31	vs. SJ	0-0	1/1	20:59
Jan. 2	vs. STL	0-0	1/1	22:21
Jan. 4	vs. NSH	0-0	0/0	21:37
Jan. 7	vs. NYR	0-0	1/1	19:04
Jan. 11	vs. WPG	0-0	3/0	22:21
Jan. 14	vs. TOR	0-1	2/2	20:35
Jan. 16	vs. NJ	0-1	2/1	20:09
Jan. 17	@ LA	0-1	1/0	21:01
Jan. 21	vs. CGY	0-1	0/1	20:45
Jan. 27	@ VAN	0-0	0/0	20:00
Jan. 29	@ SJ	0-0	2/0	22:05
Jan. 30	vs. CHI	0-0	1/2	19:48
Feb. 3	vs. CAR	0-0	0/0	20:21
Feb. 5	@ NSH	0-1	0/2	20:34
Feb. 6	@ WSH	0-0	1/1	22:49
Feb. 8	@ TB	0-0	0/2	20:52
Feb. 10	@ FLA	0-1	1/0	22:42
Feb. 12	@ CAR	0-0	0/0	20:31
Feb. 15	vs. WSH	0-0	4/1	24:25
Feb. 18	vs. TB	0-0	0/2	21:10
Feb. 20	@ CGY	0-0	2/1	19:47
Feb. 21	@ EDM	0-1	0/0	19:43
Feb. 23	vs. DET	0-0	1/0	20:04
Feb. 25	vs. OTT	0-0	1/2	24:50
Feb. 27	vs. LA	0-0	3/3	21:39
Mar. 1	@ DAL	0-0	1/1	23:40
Mar. 3	@ ARI	0-1	0/3	18:50
Mar. 4	vs. MTL	1-0	1/1	22:54
Mar. 6	vs. PIT	0-0	1/3	20:13
Mar. 9	@ VAN	0-1	1/1	20:57
Mar. 11	@ CGY	0-0	1/0	18:38
Mar. 13	@ MIN	0-0	0/1	21:22
Mar. 15	vs. NSH	1-0	2/1	19:05
Mar. 18	vs. LA	0-1	1/2	21:24
Mar. 20	vs. COL	0-0	2/1	21:35
Mar. 22	@ NYR	0-0	0/3	19:31
Mar. 24	@ CBJ	DNP		
Mar. 26	@ BOS	0-2	2/2	23:57
Mar. 28	@ NYI	0-1	0/2	19:40
Mar. 29	@ NJ	0-0	3/0	19:25
Apr. 1	vs. EDM	0-0	1/0	22:35
Apr. 3	vs. COL	0-0	1/1	20:01
Apr. 8	vs. DAL	0-0	0/1	20:10
Apr. 11	@ ARI	0-0	1/1	21:19

GETZLAF

Oct. 9	@ PIT	0-2	3/2	20:17
Oct. 11	@ DET	2-0w	7/1	18:20
Oct. 13	@ BUF	0-1	1/1	19:11
Oct. 14	@ PHI	0-1	2/1	20:46
Oct. 17	vs. MIN	0-0	2/0	21:53
Oct. 19	vs. STL	0-2	2/0	20:17
Oct. 22	vs. BUF	0-2	3/2	18:28
Oct. 24	vs. CBJ	1-1	5/2	20:13
Oct. 26	vs. SJ	0-0	3/0	21:32
Oct. 28	@ CHI	0-0	1/0	18:30
Oct. 30	@ STL	0-0	1/0	22:36
Oct. 31	@ DAL	0-0	1/1	22:24
Nov. 2	@ COL	0-2	2/0	20:27
Nov. 5	vs. NYI	INJ		
Nov. 7	vs. ARI	1-0	2/1	22:22
Nov. 9	vs. VAN	0-0	2/0	20:34
Nov. 12	vs. LA	1-0	7/1	23:08
Nov. 15	@ LA	0-1	3/0	20:36
Nov. 16	vs. FLA	0-0	0/2	17:11
Nov. 18	@ CGY	0-0	1/3	21:40
Nov. 20	@ VAN	1-1	4/1	20:33
Nov. 23	vs. ARI	0-0	1/1	17:54
Nov. 25	vs. CGY	0-0	1/2	19:40
Nov. 28	vs. CHI	0-0	2/2	20:39
Nov. 29	@ SJ	1-2	6/1	23:14
Dec. 1	vs. BOS	0-1	2/0	20:56
Dec. 3	vs. PHI	1-1	5/1	23:45
Dec. 5	@ MIN	0-1	3/2	21:22
Dec. 7	@ WPG	0-3	0/1	21:31
Dec. 10	vs. EDM	0-0	1/0	17:08
Dec. 12	@ EDM	1-1w	3/1	16:53
Dec. 13	@ WPG	1-1w	2/2	22:39
Dec. 16	@ TOR	0-1	2/1	21:01
Dec. 18	@ MTL	0-1	1/1	19:53
Dec. 19	@ OTT	2-0	3/0	17:07
Dec. 22	vs. SJ	0-2	5/2	25:02
Dec. 27	@ ARI	0-1	1/1	18:51
Dec. 28	vs. VAN	0-2	0/1	21:00
Dec. 31	vs. SJ	0-0	5/2	19:09
Jan. 2	vs. STL	1-0	4/2	21:47
Jan. 4	vs. NSH	0-1	2/1	22:20
Jan. 7	vs. NYR	0-1	2/2	18:03
Jan. 11	vs. WPG	0-0	1/2	19:41
Jan. 14	vs. TOR	0-2	3/3	17:44
Jan. 16	vs. NJ	0-1	4/2	19:53
Jan. 17	@ LA	1-0	3/0	21:13
Jan. 21	vs. CGY	1-0	4/3	18:11
Jan. 27	@ VAN	0-0	3/1	16:07
Jan. 29	@ SJ	0-0	1/3	19:04
Jan. 30	vs. CHI	0-0	1/3	19:05
Feb. 3	vs. CAR	1-1w	4/2	19:48
Feb. 5	@ NSH	INJ		
Feb. 6	@ WSH	INJ		
Feb. 8	@ TB	1-1	1/1	21:13
Feb. 10	@ FLA	0-0	3/1	18:55
Feb. 12	@ CAR	0-0	0/0	18:47
Feb. 15	vs. WSH	0-0	0/0	22:42
Feb. 18	vs. TB	0-0	3/1	21:12
Feb. 20	@ CGY	1-1	2/3	17:20
Feb. 21	@ EDM	1-0w	2/1	17:29
Feb. 23	vs. DET	0-1	1/0	21:24
Feb. 25	vs. OTT	0-0	0/1	22:12
Feb. 27	vs. LA	0-1	5/1	18:35
Mar. 1	@ DAL	1-1	4/2	17:55
Mar. 3	@ ARI	0-0	4/0	15:35
Mar. 4	vs. MTL	0-0	1/1	20:45
Mar. 6	vs. PIT	0-0	3/1	20:18
Mar. 9	@ VAN	0-0	3/1	20:14
Mar. 11	@ CGY	2-0	4/0	20:41
Mar. 13	@ MIN	0-0	4/0	22:33
Mar. 15	vs. NSH	1-0	5/0	17:45
Mar. 18	vs. LA	0-1	1/1	20:31
Mar. 20	vs. COL	0-0	0/0	17:59
Mar. 22	@ NYR	0-1	1/1	17:08
Mar. 24	@ CBJ	0-0	2/1	21:54
Mar. 26	@ BOS	1-1w	5/2	23:44
Mar. 28	@ NYI	0-0	0/0	19:45
Mar. 29	@ NJ	0-0	2/1	20:08
Apr. 1	vs. EDM	0-0	3/1	19:48
Apr. 3	vs. COL	DNP		
Apr. 8	vs. DAL	DNP		
Apr. 11	@ ARI	1-1	5/1	19:47

2014-15 PLAYER GAME-BY-GAME

GIBSON

Oct. 9	@ PIT	6/39	L	60:00
Oct. 11	@ DET	DNP		
Oct. 13	@ BUF	DNP		
Oct. 14	@ PHI	DNP		
Oct. 17	vs. MIN	MIN		
Oct. 19	vs. STL	MIN		
Oct. 22	vs. BUF	DNP		
Oct. 24	vs. CBJ	1/17	W	60:00
Oct. 26	vs. SJ	DNP		
Oct. 28	@ CHI	0/38	W	60:00
Oct. 30	@ STL	2/29	L	57:12
Oct. 31	@ DAL	DNP		
Nov. 2	@ COL	INJ		
Nov. 5	vs. NYI	INJ		
Nov. 7	vs. ARI	INJ		
Nov. 9	vs. VAN	INJ		
Nov. 12	vs. LA	INJ		
Nov. 15	@ LA	INJ		
Nov. 16	vs. FLA	INJ		
Nov. 18	@ CGY	INJ		
Nov. 20	@ VAN	INJ		
Nov. 23	vs. ARI	INJ		
Nov. 25	vs. CGY	INJ		
Nov. 28	vs. CHI	INJ		
Nov. 29	@ SJ	INJ		
Dec. 1	vs. BOS	INJ		
Dec. 3	vs. PHI	INJ		
Dec. 5	@ MIN	INJ		
Dec. 7	@ WPG	INJ		
Dec. 10	vs. EDM	INJ		
Dec. 12	@ EDM	INJ		
Dec. 13	@ WPG	INJ		
Dec. 16	@ TOR	INJ		
Dec. 18	@ MTL	MIN		
Dec. 19	@ OTT	MIN		
Dec. 22	vs. SJ	MIN		
Dec. 27	@ ARI	MIN		
Dec. 28	vs. VAN	MIN		
Dec. 31	vs. SJ	MIN		
Jan. 2	vs. STL	MIN		
Jan. 4	vs. NSH	MIN		
Jan. 7	vs. NYR	MIN		
Jan. 11	vs. WPG	MIN		
Jan. 14	vs. TOR	MIN		
Jan. 16	vs. NJ	MIN		
Jan. 17	@ LA	MIN		
Jan. 21	vs. CGY	MIN		
Jan. 27	@ VAN	MIN		
Jan. 29	@ SJ	MIN		
Jan. 30	vs. CHI	MIN		
Feb. 3	vs. CAR	MIN		
Feb. 5	@ NSH	MIN		
Feb. 6	@ WSH	MIN		
Feb. 8	@ TB	MIN		
Feb. 10	@ FLA	3/18		34:03
Feb. 12	@ CAR	1/36	W	60:00
Feb. 15	vs. WSH	5/28	L	58:03
Feb. 18	vs. TB	4/32	L	60:00
Feb. 20	@ CGY	3/28	W	60:00
Feb. 21	@ EDM	1/27	W	60:00
Feb. 23	vs. DET	3/38	W	64:44
Feb. 25	vs. OTT	2/33	L	58:18
Feb. 27	vs. LA	2/22	W	60:00
Mar. 1	@ DAL	1/40	W	60:00
Mar. 3	@ ARI	DNP		
Mar. 4	vs. MTL	1/38	W	60:00
Mar. 6	vs. PIT	DNP		
Mar. 9	@ VAN	DNP		
Mar. 11	@ CGY	6/23	L	59:34
Mar. 13	@ MIN	1/33	W	60:00
Mar. 15	vs. NSH	2/27	W	60:00
Mar. 18	vs. LA	2/31	W	60:24
Mar. 20	vs. COL	DNP		
Mar. 22	@ NYR	4/22		49:44
Mar. 24	@ CBJ	4/26	L	59:10
Mar. 26	@ BOS	DNP		
Mar. 28	@ NYI	DNP		
Mar. 29	@ NJ	1/27	W	60:00
Apr. 1	vs. EDM	DNP		
Apr. 3	vs. COL	3/22	L	58:43
Apr. 8	vs. DAL	DNP		
Apr. 11	@ ARI	DND		

HAGELIN (w/NYR)

Oct. 9	@ STL	0-0	1/0	14:35
Oct. 11	@ CBJ	0-0	2/2	14:42
Oct. 12	vs. TOR	0-0	4/2	15:52
Oct. 14	vs. NYI	0-0	3/1	15:34
Oct. 16	vs. CAR	0-0	1/0	16:31
Oct. 19	vs. SJ	1-0w	2/1	15:47
Oct. 21	@ NJ	0-0	1/0	15:17
Oct. 25	@ MTL	1-0	3/1	15:35
Oct. 27	vs. MIN	1-1	1/1	20:18
Nov. 1	vs. WPG	0-0	4/0	18:13
Nov. 3	vs. STL	0-1	0/1	18:21
Nov. 5	vs. DET	0-0	3/1	17:47
Nov. 8	@ TOR	1-0	5/0	15:32
Nov. 9	vs. EDM	1-0	2/1	19:23
Nov. 11	vs. PIT	0-0	1/1	15:50
Nov. 13	vs. COL	0-0	0/1	12:42
Nov. 15	@ PIT	0-1	0/1	14:58
Nov. 17	vs. TB	0-0	1/1	17:01
Nov. 19	vs. PHI	0-1	1/1	14:21
Nov. 23	vs. MTL	1-0	6/1	14:26
Nov. 26	@ TB	0-0	1/0	12:59
Nov. 28	@ PHI	0-0	2/0	15:48
Nov. 29	vs. PHI	0-0	2/0	15:41
Dec. 1	vs. TB	0-1	4/0	14:30
Dec. 6	@ DET	0-1	0/0	11:12
Dec. 8	vs. PIT	0-0	0/1	15:13
Dec. 13	@ VAN	0-0	1/1	13:51
Dec. 14	@ EDM	1-0	2/1	18:01
Dec. 16	@ CGY	1-0	2/1	13:46
Dec. 20	@ CAR	0-0	3/2	17:33
Dec. 21	vs. CAR	0-0	0/0	13:52
Dec. 23	vs. WSH	0-0	0/0	14:38
Dec. 27	vs. NJ	0-1	4/1	16:05
Dec. 29	@ DAL	0-0	5/1	15:49
Dec. 31	@ FLA	0-1	2/1	16:11
Jan. 3	vs. BUF	1-0	5/2	14:49
Jan. 7	@ ANA	0-0	3/0	15:05
Jan. 8	@ LA	0-0	3/1	13:21
Jan. 10	@ SJ	0-0	2/0	13:32
Jan. 13	vs. NYI	0-0	2/0	14:17
Jan. 15	@ BOS	0-0	3/2	13:52
Jan. 16	@ CBJ	0-0	2/0	14:59
Jan. 18	@ PIT	0-0	4/0	15:18
Jan. 20	vs. OTT	1-1w	3/1	17:19
Jan. 27	@ NYI	1-0	2/0	17:37
Jan. 29	vs. MTL	0-0	0/0	14:52
Jan. 31	vs. CAR	0-1	2/1	15:37
Feb. 2	vs. FLA	0-1	8/2	16:00
Feb. 4	vs. BOS	0-0	1/0	15:32
Feb. 7	@ NSH	0-0	2/2	15:18
Feb. 8	vs. DAL	1-0	6/0	16:54
Feb. 10	@ TOR	0-1	5/2	14:49
Feb. 12	@ COL	1-0w	3/2	15:48
Feb. 14	@ ARI	0-0	1/0	16:26
Feb. 16	@ NYI	0-0	1/1	14:58
Feb. 19	vs. VAN	1-1	2/2	16:50
Feb. 20	@ BUF	1-0	2/1	13:46
Feb. 22	vs. CBJ	0-1	1/0	12:50
Feb. 24	vs. CGY	0-0	3/0	14:37
Feb. 26	vs. ARI	0-0	1/1	15:40
Feb. 28	@ PHI	0-1	3/0	12:49
Mar. 2	vs. NSH	0-0	4/0	14:35
Mar. 4	@ DET	0-0	2/0	15:02
Mar. 8	@ CHI	0-0	1/0	13:37
Mar. 10	@ NYI	0-0	4/0	13:40
Mar. 11	@ WSH	1-0	2/2	12:39
Mar. 14	@ BUF	0-0	2/0	16:05
Mar. 15	vs. FLA	0-0	1/0	14:44
Mar. 18	vs. CHI	0-0	1/0	12:16
Mar. 21	@ CAR	0-1	2/1	15:21
Mar. 22	vs. ANA	1-0w	1/2	15:07
Mar. 24	vs. LA	0-0	4/0	14:33
Mar. 26	@ OTT	0-0	4/2	15:29
Mar. 28	@ BOS	0-0	3/1	13:37
Mar. 29	vs. WSH	0-0	1/0	12:34
Mar. 31	@ WPG	0-0	1/2	15:22
Apr. 2	@ MIN	0-1	2/0	15:13
Apr. 4	vs. NJ	0-0	2/0	16:20
Apr. 6	vs. CBJ	0-0	1/2	17:00
Apr. 7	@ NJ	1-1	7/2	13:28
Apr. 9	vs. OTT	0-0	1/2	16:18
Apr. 11	@ WSH	0-0	0/0	15:12

HOLZER (w/TOR)

Oct. 8	vs. MTL	MIN		
Oct. 11	vs. PIT	MIN		
Oct. 12	@ NYR	MIN		
Oct. 14	vs. COL	MIN		
Oct. 17	vs. DET	MIN		
Oct. 18	@ DET	MIN		
Oct. 21	@ NYI	MIN		
Oct. 25	vs. BOS	MIN		
Oct. 28	vs. BUF	MIN		
Oct. 31	@ CBJ	MIN		
Nov. 1	vs. CHI	MIN		
Nov. 4	@ ARI	MIN		
Nov. 6	@ COL	MIN		
Nov. 8	vs. NYR	MIN		
Nov. 9	@ OTT	MIN		
Nov. 12	vs. BOS	MIN		
Nov. 14	vs. PIT	MIN		
Nov. 15	@ BUF	MIN		
Nov. 18	vs. NSH	MIN		
Nov. 20	vs. TB	MIN		
Nov. 22	vs. DET	MIN		
Nov. 26	@ PIT	0-0	2/2	17:50
Nov. 29	vs. WSH	0-0	1/0	17:14
Dec. 2	vs. DAL	0-0	2/0	18:58
Dec. 4	vs. NJ	0-0	2/0	18:45
Dec. 6	vs. VAN	0-0	1/2	17:52
Dec. 9	vs. CGY	0-0	0/1	19:23
Dec. 10	@ DET	0-0	1/0	20:26
Dec. 13	vs. DET	0-1	1/2	17:55
Dec. 14	vs. LA	0-1	2/1	21:15
Dec. 16	vs. ANA	0-1	0/1	17:01
Dec. 18	@ CAR	DND		
Dec. 20	vs. PHI	0-1	1/1	15:38
Dec. 21	@ CHI	0-0	2/1	16:56
Dec. 23	@ DAL	DND		
Dec. 28	@ FLA	DND		
Dec. 29	@ TB	0-0	1/1	18:26
Dec. 31	@ BOS	0-0	1/0	20:34
Jan. 2	@ MIN	0-0	1/0	18:00
Jan. 3	@ WPG	0-0	0/0	16:41
Jan. 7	vs. CBJ	DND		
Jan. 9	vs. WSH	DND		
Jan. 12	@ LA	DND		
Jan. 14	@ ANA	DND		
Jan. 15	@ SJ	0-0	2/1	16:46
Jan. 17	@ STL	0-0	2/2	14:10
Jan. 19	vs. CAR	0-0	0/1	15:27
Jan. 21	@ OTT	DND		
Jan. 28	@ NJ	0-0	0/0	17:03
Jan. 29	vs. ARI	0-0	2/0	19:38
Jan. 31	@ PHI	0-0	1/0	14:26
Feb. 3	@ NSH	0-0	0/0	14:56
Feb. 6	@ NJ	0-0	0/0	16:17
Feb. 7	vs. EDM	0-0	0/1	14:57
Feb. 10	vs. NYR	0-0	0/0	15:55
Feb. 12	@ NYI	0-1	1/2	14:35
Feb. 14	@ MTL	0-0	1/0	16:08
Feb. 17	vs. FLA	0-0	1/0	18:58
Feb. 20	@ CAR	0-0	2/1	20:05
Feb. 21	vs. WPG	0-1	1/1	20:47
Feb. 26	vs. PHI	0-0	0/0	18:22
Feb. 28	@ MTL	0-0	1/1	19:33
Mar. 1	@ WSH	0-0	0/1	00:33
Mar. 2	Traded to ANA			
Mar. 3	@ ARI	DND		
Mar. 4	vs. MTL	DND		
Mar. 6	vs. PIT	DND		
Mar. 9	@ VAN	DND		
Mar. 11	@ CGY	DND		
Mar. 13	@ MIN	DND		
Mar. 15	vs. NSH	DND		
Mar. 18	vs. LA	DND		
Mar. 20	vs. COL	DND		
Mar. 22	@ NYR	DND		
Mar. 24	@ CBJ	DND		
Mar. 26	@ BOS	DND		
Mar. 28	@ NYI	DND		
Mar. 29	@ NJ	DND		
Apr. 1	vs. EDM	DND		
Apr. 3	vs. COL	DND		
Apr. 8	vs. DAL	DND		
Apr. 11	@ ARI	DND		



HORCOFF (w/DAL)

Oct. 9	vs. CHI	0-0	3/0	12:19
Oct. 11	@ NSH	0-0	0/0	13:09
Oct. 14	@ CBJ	0-0	1/0	9:53
Oct. 16	@ PIT	0-0	1/0	8:50
Oct. 18	vs. PHI	0-1	0/0	10:41
Oct. 21	vs. VAN	0-2	0/1	13:41
Oct. 24	@ NJ	0-0	1/0	14:45
Oct. 25	@ NYI	1-0	3/0	15:07
Oct. 28	vs. STL	0-0	0/0	11:36
Oct. 31	vs. ANA	0-0	2/0	12:08
Nov. 1	@ MIN	0-0	1/0	13:37
Nov. 4	vs. LA	1-0	2/0	13:23
Nov. 6	vs. NSH	0-0	2-1	14:31
Nov. 8	vs. SJ	0-0	5-1	14:48
Nov. 11	@ ARI	0-1	1/1	12:49
Nov. 13	@ LA	0-0	2/0	13:33
Nov. 15	vs. MIN	0-0	1/0	12:44
Nov. 16	@ CHI	1-0	1/1	11:08
Nov. 18	vs. CAR	0-0	0/0	10:22
Nov. 20	vs. ARI	0-0	0/0	11:06
Nov. 22	vs. LA	0-0	2-2	11:52
Nov. 25	vs. EDM	0-0	1/0	8:13
Nov. 28	vs. MIN	0-1	0/1	11:28
Nov. 29	@ COL	0-0	3-1	14:17
Dec. 2	@ TOR	0-1	0/1	12:37
Dec. 4	@ DET	0-0	0/0	10:50
Dec. 6	vs. MTL	0-0	0/0	10:20
Dec. 9	vs. WPG	0-0	0-2	6:09
Dec. 13	vs. NJ	1-0w	1/1	12:37
Dec. 17	@ VAN	0-1	2/1	13:27
Dec. 19	@ CGY	0-0	1/0	13:26
Dec. 21	@ EDM	1-0	2/1	11:48
Dec. 23	vs. TOR	0-0	0/0	12:04
Dec. 27	@ STL	0-1	0/0	13:55
Dec. 29	vs. NYR	0-0	0/0	12:39
Dec. 31	vs. ARI	INJ		
Jan. 3	vs. MIN	INJ		
Jan. 4	@ CHI	INJ		
Jan. 6	vs. CBJ	DND		
Jan. 8	@ NSH	0-1	0/1	9:42
Jan. 10	@ COL	0-1	2/1	18:32
Jan. 13	vs. OTT	0-1	1/1	13:24
Jan. 15	vs. WPG	0-0	3-1	11:28
Jan. 17	vs. WSH	0-0	0-1	12:12
Jan. 18	@ CHI	1-0	2/2	13:55
Jan. 20	vs. BOS	0-0	0/0	16:17
Jan. 27	@ MTL	0-0	2-1	11:33
Jan. 29	@ OTT	0-0	1/0	15:36
Jan. 31	@ WPG	1-0	2-1	13:24
Feb. 3	vs. COL	0-0	0/0	13:09
Feb. 5	vs. TB	0-1	2/2	10:22
Feb. 7	@ BUF	0-0	1/0	10:40
Feb. 8	@ NYR	0-0	0/0	11:14
Feb. 10	@ BOS	0-0	1/0	13:03
Feb. 13	vs. FLA	0-0	0/0	11:15
Feb. 14	@ COL	0-0	1-2	11:11
Feb. 17	@ STL	0-0	0/0	13:43
Feb. 19	vs. SJ	0-0	1/0	17:02
Feb. 21	vs. DET	1-1	2/2	13:21
Feb. 22	@ MIN	0-0	0/0	13:49
Feb. 24	@ WPG	0-0	1/1	13:24
Feb. 27	vs. COL	0-0	1/1	14:26
Mar. 1	vs. ANA	0-0	0-1	14:04
Mar. 3	vs. NYI	0-0	0/0	14:46
Mar. 5	@ FLA	1-1	2/0	14:29
Mar. 7	@ TB	0-0	1/0	14:25
Mar. 10	@ PHI	0-0	0/1	14:58
Mar. 12	@ CAR	0-1	0/1	14:47
Mar. 13	@ WSH	1-0	1/0	17:15
Mar. 15	vs. STL	0-0	1/0	16:30
Mar. 19	vs. PIT	0-1	2/1	14:42
Mar. 21	vs. CHI	1-0	3/0	14:20
Mar. 23	vs. BUF	0-0	1/0	13:43
Mar. 25	@ CGY	0-1	0/1	16:26
Mar. 27	@ EDM	0-0	2/0	17:54
Mar. 28	@ VAN	0-0	2/1	15:09
Mar. 30	vs. CGY	0-0	1-1	11:38
Apr. 3	vs. STL	INJ		
Apr. 4	@ NSH	INJ		
Apr. 6	@ SJ	0-0	0/0	10:32
Apr. 8	@ ANA	0-1	4/1	14:02
Apr. 11	vs. NSH	0-0	0/0	11:15

JACKMAN

Oct. 9	@ PIT	0-0	1/1	7:28
Oct. 11	@ DET	0-0	0/0	7:05
Oct. 13	@ BUF	0-0	0/1	7:10
Oct. 14	@ PHI	1-0	1/1	9:03
Oct. 17	vs. MIN	0-0	0/0	4:33
Oct. 19	vs. STL	0-0	3/0	9:40
Oct. 22	vs. BUF	0-0	1/0	8:07
Oct. 24	vs. CBJ	0-0	0/0	11:42
Oct. 26	vs. SJ	0-0	0/0	6:51
Oct. 28	@ CHI	0-0	0/0	7:45
Oct. 30	@ STL	0-0	0/0	9:58
Oct. 31	@ DAL	0-0	1/0	7:30
Nov. 2	@ COL	0-0	1/0	9:27
Nov. 5	vs. NYI	0-0	2/0	15:03
Nov. 7	vs. ARI	0-0	1/0	9:05
Nov. 9	vs. VAN	0-0	2/0	8:25
Nov. 12	vs. LA	0-0	0-2	8:57
Nov. 15	vs. LA	0-0	2/0	8:26
Nov. 16	vs. FLA	INJ		
Nov. 18	@ CGY	0-0	1/0	5:23
Nov. 20	@ VAN	DNP		
Nov. 23	vs. ARI	DNP		
Nov. 25	vs. CGY	0-0	0/0	7:30
Nov. 28	vs. CHI	DNP		
Nov. 29	@ SJ	0-0	0/0	9:22
Dec. 1	vs. BOS	0-0	3/0	7:43
Dec. 3	vs. PHI	0-0	2/1	10:20
Dec. 5	@ MIN	1-1	5/2	12:34
Dec. 7	@ WPG	0-0	1/1	8:18
Dec. 10	vs. EDM	0-0	5/0	11:17
Dec. 12	@ EDM	0-0	2/0	11:14
Dec. 13	@ WPG	0-1	2/1	10:22
Dec. 16	@ TOR	0-0	0-2	8:29
Dec. 18	@ MTL	0-0	0/0	10:04
Dec. 19	@ OTT	0-0	1/0	12:22
Dec. 22	vs. SJ	0-0	0/0	3:38
Dec. 27	@ ARI	INJ		
Dec. 28	vs. VAN	INJ		
Dec. 31	vs. SJ	0-0	0/0	5:12
Jan. 2	vs. STL	0-0	1/0	6:03
Jan. 4	vs. NSH	0-0	0/0	8:52
Jan. 7	vs. NYR	DNP		
Jan. 11	vs. WPG	1-0	1/0	7:03
Jan. 14	vs. TOR	0-0	0/0	9:40
Jan. 16	vs. NJ	DNP		
Jan. 17	@ LA	0-0	0/0	5:52
Jan. 21	vs. CGY	1-0w	1/1	10:49
Jan. 27	@ VAN	0-0	0/1	11:14
Jan. 29	@ SJ	DNP		
Jan. 30	vs. CHI	0-0	1/0	5:06
Feb. 3	vs. CAR	0-0	1/0	7:43
Feb. 5	@ NSH	0-0	1-1	8:05
Feb. 6	@ WSH	0-0	0/0	10:24
Feb. 8	@ TB	0-0	1-1	7:35
Feb. 10	@ FLA	1-0	1/0	5:29
Feb. 12	@ CAR	0-0	1/0	9:05
Feb. 15	vs. WSH	0-0	0-1	6:19
Feb. 18	vs. TB	DNP		
Feb. 20	@ CGY	0-0	2-1	8:11
Feb. 21	@ EDM	0-0	1/0	9:50
Feb. 23	vs. DET	0-0	0/0	4:48
Feb. 25	vs. OTT	DNP		
Feb. 27	vs. LA	0-0	0/0	9:19
Mar. 1	@ DAL	0-0	0/0	0:38
Mar. 3	@ ARI	INJ		
Mar. 4	vs. MTL	INJ		
Mar. 6	vs. PIT	INJ		
Mar. 9	@ VAN	INJ		
Mar. 11	@ CGY	INJ		
Mar. 13	@ MIN	INJ		
Mar. 15	vs. NSH	INJ		
Mar. 18	vs. LA	INJ		
Mar. 20	vs. COL	INJ		
Mar. 22	@ NYR	INJ		
Mar. 24	@ CBJ	INJ		
Mar. 26	@ BOS	INJ		
Mar. 28	@ NYI	INJ		
Mar. 29	@ NJ	INJ		
Apr. 1	vs. EDM	INJ		
Apr. 3	vs. COL	INJ		
Apr. 8	vs. DAL	0-0	1/0	10:23
Apr. 11	@ ARI	0-0	1/0	8:25

KESLER

Oct. 9	@ PIT	1-2	2/1	19:29
Oct. 11	@ DET	0-1	3/2	20:25
Oct. 13	@ BUF	1-0	6/1	16:15
Oct. 14	@ PHI	0-0	2/1	20:42
Oct. 17	vs. MIN	0-0	3/1	23:39
Oct. 19	vs. STL	0-0	1/0	18:29
Oct. 22	vs. BUF	1-0w	4/1	18:13
Oct. 24	vs. CBJ	0-0	4/0	19:15
Oct. 26	vs. SJ	0-1	2/2	20:14
Oct. 28	@ CHI	0-0	2/0	18:52
Oct. 30	@ STL	0-0	3/2	19:05
Oct. 31	@ DAL	0-1	2/0	23:10
Nov. 2	@ COL	0-0	3/1	19:59
Nov. 5	vs. NYI	0-1	1/1	21:27
Nov. 7	vs. ARI	0-1	6/0	21:51
Nov. 9	vs. VAN	0-1	2/0	22:09
Nov. 12	vs. LA	2-1	4/3	21:33
Nov. 15	@ LA	1-0	3/0	22:59
Nov. 16	vs. FLA	0-0	1-2	16:28
Nov. 18	@ CGY	0-0	3/0	22:43
Nov. 20	@ VAN	0-0	2-1	19:36
Nov. 23	vs. ARI	0-2	3/2	16:49
Nov. 25	vs. CGY	0-0	4/1	18:48
Nov. 28	vs. CHI	0-1	1/1	17:34
Nov. 29	@ SJ	0-0	1/0	18:54
Dec. 1	vs. BOS	0-0	2/0	18:10
Dec. 3	vs. PHI	0-0	4/1	19:16
Dec. 5	@ MIN	2-1	3/1	23:43
Dec. 7	@ WPG	1-0	7/0	18:43
Dec. 10	vs. EDM	1-0w	2/0	17:19
Dec. 12	@ EDM	0-1	2/2	19:24
Dec. 13	@ WPG	0-0	3/0	18:39
Dec. 16	@ TOR	1-1	7/1	19:38
Dec. 18	@ MTL	0-0	1/0	19:00
Dec. 19	@ OTT	0-0	5/2	18:29
Dec. 22	vs. SJ	1-0w	5/1	22:44
Dec. 27	@ ARI	0-0	3/0	19:34
Dec. 28	vs. VAN	0-0	3/0	19:12
Dec. 31	vs. SJ	0-0	2/1	19:11
Jan. 2	vs. STL	0-2	4/2	20:18
Jan. 4	vs. NSH	0-0	1/1	22:33
Jan. 7	vs. NYR	0-0	1-3	16:44
Jan. 11	vs. WPG	0-0	9/1	18:54
Jan. 14	vs. TOR	0-0	2/1	19:37
Jan. 16	vs. NJ	0-0	1/0	16:01
Jan. 17	@ LA	0-0	3/0	22:16
Jan. 21	vs. CGY	1-0	1/0	18:09
Jan. 27	@ VAN	0-1	0/1	19:48
Jan. 29	@ SJ	0-1	3/1	16:46
Jan. 30	vs. CHI	0-0	1/1	18:17
Feb. 3	vs. CAR	1-1	2/1	20:14
Feb. 5	@ NSH	0-1	1/2	20:54
Feb. 6	@ WSH	1-1	2/1	21:19
Feb. 8	@ TB	0-0	5/1	18:58
Feb. 10	@ FLA	0-0	1/0	20:20
Feb. 12	@ CAR	0-0	1/1	18:19
Feb. 15	vs. WSH	0-0	5/0	23:19
Feb. 18	vs. TB	0-0	1/0	17:35
Feb. 20	@ CGY	0-0	2/1	21:03
Feb. 21	@ EDM	0-0	0/1	18:40
Feb. 23	vs. DET	0-0	2/1	26:20
Feb. 25	vs. OTT	0-0	3/2	21:10
Feb. 27	vs. LA	1-1	2/2	17:30
Mar. 1	@ DAL	0-0	2/0	16:44
Mar. 3	@ ARI	1-0	2/2	16:55
Mar. 4	vs. MTL	0-1	3/1	19:08
Mar. 6	vs. PIT	0-0	2-3	19:47
Mar. 9	@ VAN	0-0	0/0	20:12
Mar. 11	@ CGY	0-1	1-3	18:30
Mar. 13	@ MIN	0-2	3/2	20:13
Mar. 15	vs. NSH	0-0	0/1	17:45
Mar. 18	vs. LA	1-0w	1/1	19:47
Mar. 20	vs. COL	0-0	2/1	18:21
Mar. 22	@ NYR	0-0	4/3	15:49
Mar. 24	@ CBJ	1-0	3/1	17:38
Mar. 26	@ BOS	0-0	1/1	19:35
Mar. 28	@ NYI	0-0	3/1	20:18
Mar. 29	@ NJ	1-0	3/2	18:38
Apr. 1	vs. EDM	DNP		
Apr. 3	vs. COL	0-0	2/2	21:46
Apr. 8	vs. DAL	0-0	0/0	15:45
Apr. 11	@ ARI	0-0	3/1	16:55

2014-15 PLAYER GAME-BY-GAME

KHUDOBIN (w/CAR)

Oct. 10	vs. NYI	DNP		
Oct. 11	@ NYI	4/31	L	58:26
Oct. 14	vs. BUF	DNP		
Oct. 16	@ NYR	1/34	O	64:55
Oct. 21	@ WPG	3/26	L	58:14
Oct. 23	@ GY	DNP		
Oct. 24	@ EDM	5/28	L	59:03
Oct. 28	@ VAN	DNP		
Nov. 1	vs. ARI	DNP		
Nov. 2	vs. LA	DNP		
Nov. 4	@ CBJ	DNP		
Nov. 7	vs. CBJ	DNP		
Nov. 8	@ WSH	4/39	O	64:46
Nov. 10	vs. CGY	DNP		
Nov. 13	vs. WPG	DNP		
Nov. 15	@ BOS	DNP		
Nov. 16	vs. SJ	1/18	L	58:56
Nov. 18	@ DAL	DNP		
Nov. 20	@ LA	DNP		
Nov. 22	@ COL	DNP		
Nov. 26	@ FLA	DNP		
Nov. 28	@ PIT	DNP		
Nov. 29	vs. PIT	3/33	L	58:31
Dec. 2	vs. NSH	DNP		
Dec. 4	vs. WSH	2/28	L	57:03
Dec. 7	vs. DET	DNP		
Dec. 8	vs. NJ	DNP		
Dec. 11	@ TB	DNP		
Dec. 13	@ PHI	5/23	L	60:00
Dec. 16	@ MTL	DNP		
Dec. 18	vs. TOR	1/26	W	60:00
Dec. 20	vs. NYR	DNP		
Dec. 21	@ NYR	1/31	L	58:28
Dec. 23	@ NJ	1/19	W	64:58
Dec. 27	@ TB	DNP		
Dec. 29	vs. MTL	DNP		
Dec. 31	@ PIT	DNP		
Jan. 2	vs. PHI	DNP		
Jan. 4	vs. BOS	1/20	W	65:00
Jan. 6	@ NSH	DNP		
Jan. 8	vs. BUF	DNP		
Jan. 10	@ STL	DNP		
Jan. 13	vs. COL	2/30	W	65:00
Jan. 16	vs. VAN	0/4		20:00
Jan. 17	@ OTT	2/32	W	60:00
Jan. 19	@ TOR	1/35	W	59:39
Jan. 20	vs. TB	2/30	W	60:00
Jan. 27	vs. STL	2/3		3:25
Jan. 31	@ NYR	DNP		
Feb. 3	@ ANA	5/31	O	60:45
Feb. 5	@ ARI	DNP		
Feb. 7	@ SJ	DNP		
Feb. 12	vs. ANA	DNP		
Feb. 14	@ MIN	5/23	L	58:44
Feb. 16	@ OTT	DNP		
Feb. 17	vs. NYI	3/29	L	59:28
Feb. 20	vs. TOR	DNP		
Feb. 21	@ NJ	3/19	L	55:05
Feb. 24	vs. PHI	DNP		
Feb. 27	vs. WSH	0/28	W	60:00
Feb. 28	@ NYI	DNP		
Mar. 2	@ CHI	1/8		20:00
Mar. 6	vs. MIN	3/19	L	59:44
Mar. 8	vs. EDM	DNP		
Mar. 10	vs. CBJ	DNP		
Mar. 12	vs. DAL	4/31	L	58:55
Mar. 14	vs. FLA	DNP		
Mar. 15	@ CBJ	2/24	W	59:53
Mar. 17	vs. OTT	2/33	O	64:46
Mar. 19	@ MTL	4/22	L	60:00
Mar. 21	vs. NYR	2/29	O	65:00
Mar. 23	vs. CHI	2/24	L	59:08
Mar. 26	vs. PIT	DNP		
Mar. 28	vs. NJ	DNP		
Mar. 29	vs. BOS	2/30	O	64:20
Mar. 31	@ WSH	DNP		
Apr. 2	@ FLA	6/35	L	60:00
Apr. 4	vs. PHI	DNP		
Apr. 6	@ BUF	DNP		
Apr. 7	@ DET	3/25	L	58:09
Apr. 9	@ PHI	DNP		
Apr. 11	vs. DET	DNP		

LINDHOLM

Oct. 9	@ PIT	0-0	0/1	23:45
Oct. 11	@ DET	0-0	0/1	21:56
Oct. 13	@ BUF	0-1	2/1	23:51
Oct. 14	@ PHI	0-1	0/2	22:59
Oct. 17	vs. MIN	0-0	1/1	21:08
Oct. 19	vs. STL	0-0	1/0	19:08
Oct. 22	vs. BUF	0-0	4/3	21:18
Oct. 24	vs. CBJ	0-0	3/1	19:25
Oct. 26	vs. SJ	0-0	6/1	24:21
Oct. 28	@ CHI	0-0	1/0	21:10
Oct. 30	@ STL	0-0	2/0	24:32
Oct. 31	@ DAL	0-0	0/1	25:29
Nov. 2	@ COL	1-0	1/0	20:46
Nov. 5	vs. NYI	0-0	0/0	23:14
Nov. 7	vs. ARI	0-0	2/1	26:14
Nov. 9	vs. VAN	0-0	1/1	25:04
Nov. 12	vs. LA	0-2	0/0	23:51
Nov. 15	@ LA	0-0	1/1	21:11
Nov. 16	vs. FLA	1-0	4/2	18:48
Nov. 18	@ CGY	0-1	0/0	26:04
Nov. 20	@ VAN	0-0	0/2	22:49
Nov. 23	vs. ARI	0-0	1/1	18:48
Nov. 25	vs. CGY	0-0	0/1	22:45
Nov. 28	vs. CHI	1-0	4/1	29:25
Nov. 29	@ SJ	0-1	1/0	19:48
Dec. 1	vs. BOS	0-0	0/1	18:26
Dec. 3	vs. PHI	0-1	2/1	26:30
Dec. 5	@ MIN	0-1	1/0	22:31
Dec. 7	@ WPG	0-1	1/1	25:08
Dec. 10	vs. EDM	0-1	2/1	21:09
Dec. 12	@ EDM	0-0	0/1	20:27
Dec. 13	@ WPG	0-1	2/1	20:02
Dec. 16	@ TOR	0-0	5/2	18:47
Dec. 18	@ MTL	1-0	2/2	15:54
Dec. 19	@ OTT			
Dec. 22	vs. SJ	0-0	0/1	18:54
Dec. 27	@ ARI	0-0	1/0	22:56
Dec. 28	vs. VAN	0-0	0/1	21:39
Dec. 31	vs. SJ	0-0	1/1	19:40
Jan. 2	vs. STL	0-0	1/0	23:25
Jan. 4	vs. NSH	0-1	1/3	23:36
Jan. 7	vs. NYR	0-0	2/0	18:31
Jan. 11	vs. WPG	0-0	3/2	24:12
Jan. 14	vs. TOR	0-1	0/0	17:43
Jan. 16	vs. NJ	1-1w	1/2	21:24
Jan. 17	@ LA	0-0	0/1	24:37
Jan. 21	vs. CGY	0-0	1/0	23:06
Jan. 27	@ VAN	0-1	1/1	20:33
Jan. 29	@ SJ	0-1	2/1	22:20
Jan. 30	vs. CHI	0-0	0/1	20:53
Feb. 3	vs. CAR	0-1	0/1	22:21
Feb. 5	@ NSH	0-0	2/1	22:41
Feb. 6	@ WSH	0-1	3/1	21:32
Feb. 8	@ TB	0-0	2/2	20:10
Feb. 10	@ INJ			
Feb. 12	@ CAR	0-0	1/1	21:12
Feb. 15	vs. WSH	0-2	0/0	19:40
Feb. 18	vs. TB	DNP		
Feb. 20	@ CGY	1-1	2/4	19:52
Feb. 21	@ EDM	0-0	2/0	22:35
Feb. 23	vs. DET	0-1	7/2	28:46
Feb. 25	vs. OTT	0-0	2/1	21:10
Feb. 27	vs. LA	0-0	1/2	22:45
Mar. 1	@ DAL	0-0	0/1	22:50
Mar. 3	@ ARI	0-0	2/0	21:58
Mar. 4	vs. MTL	0-1	3/2	19:37
Mar. 6	vs. PIT	0-0	0/0	20:13
Mar. 9	@ VAN	0-0	0/1	18:55
Mar. 11	@ CGY	1-0	2/0	22:11
Mar. 13	@ MIN	0-0	0/1	21:08
Mar. 15	vs. NSH	0-2	1/2	25:15
Mar. 18	vs. LA	0-1	2/1	19:51
Mar. 20	vs. COL	0-0	2/1	18:32
Mar. 22	@ NYR	0-0	0/1	19:26
Mar. 24	@ CBJ	0-0	1/2	21:10
Mar. 26	@ BOS	0-0	2/1	22:01
Mar. 28	@ NYI	DNP		
Mar. 29	@ NJ	0-0	0/1	21:43
Apr. 1	vs. EDM	0-1	1/4	17:48
Apr. 3	vs. COL	0-0	3/1	20:31
Apr. 8	vs. DAL	0-0	1/0	21:40
Apr. 11	@ ARI	0-0	1/1	19:33

MANSON

Oct. 9	@ PIT	MIN		
Oct. 11	@ DET	MIN		
Oct. 13	@ BUF	MIN		
Oct. 14	@ PHI	MIN		
Oct. 17	vs. MIN	MIN		
Oct. 19	vs. STL	MIN		
Oct. 22	vs. BUF	MIN		
Oct. 24	vs. CBJ	MIN		
Oct. 26	vs. SJ	MIN		
Oct. 28	@ CHI	MIN		
Oct. 30	@ STL	MIN		
Oct. 31	@ DAL	O-0	0/0	12:30
Nov. 2	@ COL	O-0	1/1	18:23
Nov. 5	vs. NYI	O-0	1/0	14:16
Nov. 7	vs. ARI	DND		
Nov. 9	vs. VAN	O-0	1/1	21:05
Nov. 12	vs. LA	O-0	5/1	21:14
Nov. 15	@ LA	O-0	1/1	19:00
Nov. 16	vs. FLA	O-1	1/2	19:50
Nov. 18	@ CGY	O-0	2/0	23:48
Nov. 20	@ VAN	O-0	0/2	19:45
Nov. 23	vs. ARI	O-0	0/1	20:06
Nov. 25	vs. CGY	O-0	2/1	20:34
Nov. 28	vs. CHI	O-0	3/0	23:15
Nov. 29	@ SJ	O-0	1/1	18:27
Dec. 1	vs. BOS	O-0	1/0	21:57
Dec. 3	vs. PHI	O-0	0/2	20:59
Dec. 5	@ MIN	O-0	0/2	16:48
Dec. 7	@ WPG	O-0	0/0	14:44
Dec. 10	vs. EDM	O-0	1/1	17:02
Dec. 12	@ EDM	MIN		
Dec. 13	@ WPG	MIN		
Dec. 16	@ TOR	MIN		
Dec. 18	@ MTL	MIN		
Dec. 19	@ OTT	MIN		
Dec. 22	vs. SJ	MIN		
Dec. 27	@ ARI	MIN		
Dec. 28	vs. VAN	MIN		
Dec. 31	vs. SJ	MIN		
Jan. 2	vs. STL	MIN		
Jan. 4	vs. NSH	MIN		
Jan. 7	vs. NYR	MIN		
Jan. 11	vs. WPG	MIN		
Jan. 14	vs. TOR	MIN		
Jan. 16	vs. NJ	MIN		
Jan. 17	@ LA	MIN		
Jan. 21	vs. CGY	MIN		
Jan. 27	@ VAN	MIN		
Jan. 29	@ SJ	MIN		
Jan. 30	vs. CHI	MIN		
Feb. 3	vs. CAR	MIN		
Feb. 5	@ NSH	MIN		
Feb. 6	@ WSH	MIN		
Feb. 8	@ TB	MIN		
Feb. 10	@ FLA	MIN		
Feb. 12	@ CAR	MIN		
Feb. 15	vs. WSH	MIN		
Feb. 18	vs. TB	O-0	2/1	21:03
Feb. 20	@ CGY	O-1	1/1	20:24
Feb. 21	@ EDM	O-0	0/0	17:42
Feb. 23	vs. DET	O-0	0/1	14:17
Feb. 25	vs. OTT	O-0	0/0	14:49
Feb. 27	vs. LA	O-1	0/1	16:02
Mar. 1	@ DAL	O-0	0/1	14:23
Mar. 3	@ ARI	O-0	0/0	19:35
Mar. 4	vs. MTL	O-0	1/0	17:22
Mar. 6	vs. PIT	O-0	0/0	16:49
Mar. 9	@ VAN	MIN		
Mar. 11	@ CGY	MIN		
Mar. 13	@ MIN	MIN		
Mar. 15	vs. NSH	MIN		
Mar. 18	vs. LA	MIN		
Mar. 20	vs. COL	MIN		
Mar. 22	@ NYR	MIN		
Mar. 24	@ CBJ	MIN		
Mar. 26	@ BOS	MIN		
Mar. 28	@ NYI	MIN		
Mar. 29	@ NJ	MIN		
Apr. 1	vs. EDM	MIN		
Apr. 3	vs. COL	MIN		
Apr. 8	vs. DAL	MIN		
Apr. 11	@ ARI	MIN		



MAROON

Oct. 9	@ PIT	0-1	3/1	16:55
Oct. 11	@ DET	0-1	1/0	16:38
Oct. 13	@ BUF	0-1	2/0	10:31
Oct. 14	@ PHI	INJ		
Oct. 17	vs. MIN	INJ		
Oct. 19	vs. STL	INJ		
Oct. 22	vs. BUF	INJ		
Oct. 24	vs. CBJ	INJ		
Oct. 26	vs. SJ	INJ		
Oct. 28	@ CHI	INJ		
Oct. 30	@ STL	INJ		
Oct. 31	@ DAL	0-0		14:55
Nov. 2	@ COL	0-1	2/2	17:18
Nov. 5	vs. NYI	0-0	2/1	16:51
Nov. 7	vs. ARI	0-0	1/1	15:28
Nov. 9	vs. VAN	0-0	1/0	13:15
Nov. 12	vs. LA	0-0	1/1	12:49
Nov. 15	@ LA	0-1	3/1	17:02
Nov. 16	vs. FLA	0-0	2/1	17:10
Nov. 18	@ CGY	0-0	0/1	10:17
Nov. 20	@ VAN	0-1	1/0	16:27
Nov. 23	vs. ARI	1-1w	3/2	15:03
Nov. 25	vs. CGY	0-0	2/1	10:40
Nov. 28	vs. CHI	0-1	1/1	11:52
Nov. 29	@ SJ	0-0	1/2	16:05
Dec. 1	vs. BOS	0-1	1/1	10:36
Dec. 3	vs. PHI	1-1	3/0	14:16
Dec. 5	@ MIN	0-0	0/1	17:53
Dec. 7	@ WPG	0-1	1/1	11:49
Dec. 10	vs. EDM	0-0	2/0	16:00
Dec. 12	@ EDM	0-0	1/0	13:41
Dec. 13	@ WPG	0-1	1/1	17:19
Dec. 16	@ TOR	0-0	4/2	14:40
Dec. 18	@ MTL	0-0	0/0	15:29
Dec. 19	@ OTT	0-0	2/1	13:27
Dec. 22	vs. SJ	0-1	2/1	19:36
Dec. 27	@ ARI	0-0	2/0	17:14
Dec. 28	vs. VAN	0-0	5/0	12:10
Dec. 31	vs. SJ	0-0	2/2	13:29
Jan. 2	vs. STL	0-1	1/0	14:58
Jan. 4	vs. NSH	0-0	5/0	14:46
Jan. 7	vs. NYR	0-0	3/1	14:54
Jan. 11	vs. WPG	0-1	1/1	14:22
Jan. 14	vs. TOR	0-0	3/2	15:33
Jan. 16	vs. NJ	1-1	4/2	17:32
Jan. 17	@ LA	0-2	3/1	17:28
Jan. 21	vs. CGY	1-0	3/2	15:33
Jan. 27	@ VAN	1-0	3/1	16:06
Jan. 29	@ SJ	1-0	3/0	16:17
Jan. 30	vs. CHI	0-1	2/1	18:02
Feb. 3	vs. CAR	0-0	3/2	13:24
Feb. 5	@ NSH	0-0	0/0	15:08
Feb. 6	@ WSH	0-0	1/0	16:25
Feb. 8	@ TB	0-0	2/2	11:50
Feb. 10	@ FLA	0-0	4/1	13:30
Feb. 12	@ CAR	0-0	0/0	12:43
Feb. 15	vs. WSH	0-0	3/0	18:08
Feb. 18	vs. TB	1-0	2/0	15:46
Feb. 20	@ CGY	0-2	1/2	13:43
Feb. 21	@ EDM	0-0	2/1	15:13
Feb. 23	vs. DET	0-0	1/1	13:16
Feb. 25	vs. OTT	0-0	1/1	11:14
Feb. 27	vs. LA	0-0	0/1	9:45
Mar. 1	@ DAL	0-0	1/0	12:40
Mar. 3	@ ARI	0-0	1/0	11:52
Mar. 4	vs. MTL	0-0	0/0	11:13
Mar. 6	vs. PIT	0-0	0/1	11:12
Mar. 9	@ VAN	0-0	1/0	12:53
Mar. 11	@ CGY	0-0	3/0	13:05
Mar. 13	@ MIN	DNP		
Mar. 15	vs. NSH	0-2	0/1	13:24
Mar. 18	vs. LA	1-0	2/1	14:22
Mar. 20	vs. COL	0-0	0/1	12:43
Mar. 22	@ NYR	0-1	1/1	10:14
Mar. 24	@ CBJ	0-0	1/2	15:23
Mar. 26	@ BOS	1-0	2/1	13:15
Mar. 28	@ NYI	0-1	3/1	12:34
Mar. 29	@ NJ	0-0	1/1	14:54
Apr. 1	vs. EDM	0-0	0/0	9:26
Apr. 3	vs. COL	INJ		
Apr. 8	vs. DAL	0-0	0/1	12:24
Apr. 11	@ ARI	DNP		

PERRY

Oct. 9	@ PIT	3-0	5/1	19:00
Oct. 11	@ DET	0-1	3/2	18:56
Oct. 13	@ BUF	1-0	4/0	18:08
Oct. 14	@ PHI	0-1	4/1	20:08
Oct. 17	vs. MIN	1-0w	3/1	21:10
Oct. 19	vs. STL	0-0	0/0	18:16
Oct. 22	vs. BUF	3-0	6/3	19:19
Oct. 24	vs. CBJ	1-1	5/2	17:03
Oct. 26	vs. SJ	0-0	4/1	16:23
Oct. 28	@ CHI	0-0	1/0	17:03
Oct. 30	@ STL	0-0	1/0	20:12
Oct. 31	@ DAL	1-1	1/2	18:29
Nov. 2	@ COL	1-0	5/2	17:33
Nov. 5	vs. NYI	INJ		
Nov. 7	vs. ARI	INJ		
Nov. 9	vs. VAN	INJ		
Nov. 12	vs. LA	INJ		
Nov. 15	@ LA	INJ		
Nov. 16	vs. FLA	0-0	2/2	18:57
Nov. 18	@ CGY	0-0	2/3	19:04
Nov. 20	@ VAN	0-1	1/1	19:52
Nov. 23	vs. ARI	0-0	3/1	16:10
Nov. 25	vs. CGY	1-0	5/2	15:54
Nov. 28	vs. CHI	0-0	2/1	20:05
Nov. 29	@ SJ	2-1	6/2	20:56
Dec. 1	vs. BOS	0-0	4/1	18:16
Dec. 3	vs. PHI	0-2	1/1	21:57
Dec. 5	@ MIN	0-0	0/0	2:20
Dec. 7	@ WPG	INJ		
Dec. 10	vs. EDM	INJ		
Dec. 12	@ EDM	INJ		
Dec. 13	@ WPG	INJ		
Dec. 16	@ TOR	INJ		
Dec. 18	@ MTL	INJ		
Dec. 19	@ OTT	INJ		
Dec. 22	vs. SJ	INJ		
Dec. 27	@ ARI	INJ		
Dec. 28	vs. VAN	INJ		
Dec. 31	vs. SJ	0-0	3/2	16:21
Jan. 2	vs. STL	0-0	1/1	17:17
Jan. 4	vs. NSH	1-0	1/1	18:51
Jan. 7	vs. NYR	0-1	1/2	17:00
Jan. 11	vs. WPG	0-0	7/1	19:43
Jan. 14	vs. TOR	3-0	6/3	16:58
Jan. 16	vs. NJ	1-0	5/2	18:33
Jan. 17	@ LA	0-1	3/1	19:41
Jan. 21	vs. CGY	0-2	3/3	17:35
Jan. 27	@ VAN	0-0	0/1	17:45
Jan. 29	@ SJ	0-0	2/1	16:46
Jan. 30	vs. CHI	0-1	1/2	19:19
Feb. 3	vs. CAR	2-1	7/2	18:30
Feb. 5	@ NSH	1-0	5/2	20:02
Feb. 6	@ WSH	1-0	3/0	19:31
Feb. 8	@ TB	0-1	2/1	18:49
Feb. 10	@ FLA	0-0	1/1	17:32
Feb. 12	@ CAR	0-1	2/1	15:01
Feb. 15	vs. WSH	1-0	10/0	19:55
Feb. 18	vs. TB	0-0	0/2	19:14
Feb. 20	@ CGY	0-1	3/0	18:14
Feb. 21	@ EDM	0-0	0/1	19:19
Feb. 23	vs. DET	0-0	1/0	19:08
Feb. 25	vs. OTT	0-0	5/1	19:02
Feb. 27	vs. LA	2-0w	4/1	19:09
Mar. 1	@ DAL	1-1	1/2	18:48
Mar. 3	@ ARI	0-0	2/0	16:04
Mar. 4	vs. MTL	0-0	2/0	20:25
Mar. 6	vs. PIT	1-0	4/0	17:48
Mar. 9	@ VAN	0-0	3/2	19:30
Mar. 11	@ CGY	0-0	1/0	15:59
Mar. 13	@ MIN	0-0	0/0	17:02
Mar. 15	vs. NSH	0-1	3/0	16:08
Mar. 18	vs. LA	0-0	2/1	18:53
Mar. 20	vs. COL	1-0w	5/0	17:09
Mar. 22	@ NYR	2-0	8/1	15:14
Mar. 24	@ CBJ	0-1	2/1	20:33
Mar. 26	@ BOS	1-0	5/2	20:53
Mar. 28	@ NYI	0-0	1/0	17:36
Mar. 29	@ NJ	0-0	2/1	19:10
Apr. 1	vs. EDM	1-0	2/1	16:43
Apr. 3	vs. COL	0-1	2/1	16:40
Apr. 8	vs. DAL	0-0	2/3	15:21
Apr. 11	@ ARI	0-1	2/1	18:23

RAKELL

Oct. 9	@ PIT	0-0	1/1	12:36
Oct. 11	@ DET	DNP		
Oct. 13	@ BUF	DNP		
Oct. 14	@ PHI	DNP	0/0	8:17
Oct. 17	vs. MIN	0-0		
Oct. 19	vs. STL	0-1	3/1	10:45
Oct. 22	vs. BUF	0-0	2/0	12:25
Oct. 24	vs. CBJ	0-0	0/0	9:33
Oct. 26	vs. SJ	0-0	1/0	6:41
Oct. 28	@ CHI	0-0	1/0	10:31
Oct. 30	@ STL	0-0	1/0	10:46
Oct. 31	@ DAL	DNP		
Nov. 2	@ COL	DNP		
Nov. 5	vs. NYI	0-1	3/1	11:39
Nov. 7	vs. ARI	0-0	0/0	7:30
Nov. 9	vs. VAN	DNP		
Nov. 12	vs. LA	0-1	5/1	11:10
Nov. 15	@ LA	0-0	0/0	13:14
Nov. 16	vs. FLA	0-0	1/0	11:55
Nov. 18	@ CGY	0-0	1/0	7:31
Nov. 20	@ VAN	0-0	0/0	10:32
Nov. 23	vs. ARI	0-0	0/0	10:10
Nov. 25	vs. CGY	DNP		
Nov. 28	vs. CHI	0-0	1/0	10:19
Nov. 29	@ SJ	DNP		
Dec. 1	vs. BOS	DNP		
Dec. 3	vs. PHI	MIN		
Dec. 5	@ MIN	MIN		
Dec. 7	@ WPG	0-1	0/1	10:59
Dec. 10	vs. EDM	0-1	4/0	17:15
Dec. 12	@ EDM	0-0	0/1	12:28
Dec. 13	@ WPG	0-1	1/0	13:08
Dec. 16	@ TOR	0-0	4/1	13:57
Dec. 18	@ MTL	0-1	1/1	12:26
Dec. 19	@ OTT	0-0	0/1	16:27
Dec. 22	vs. SJ	1-0	4/0	11:59
Dec. 27	@ ARI	0-0	3/0	15:25
Dec. 28	vs. VAN	0-0	1/0	11:14
Dec. 31	vs. SJ	0-0	0/0	12:26
Jan. 2	vs. STL	0-0	2/0	8:19
Jan. 4	vs. NSH	0-0	0/1	10:15
Jan. 7	vs. NYR	0-0	2/0	12:47
Jan. 11	vs. WPG	2-2	3/1	14:05
Jan. 14	vs. TOR	0-0	0/0	12:30
Jan. 16	vs. NJ	0-1	1/1	12:51
Jan. 17	@ LA	0-0	2/0	14:25
Jan. 21	vs. CGY	0-0	2/0	14:55
Jan. 27	@ VAN	1-1	4/1	15:19
Jan. 29	@ SJ	0-1	2/1	12:03
Jan. 30	vs. CHI	1-0	1/0	14:58
Feb. 3	vs. CAR	0-0	0/1	10:51
Feb. 5	@ NSH	0-2	1/2	13:38
Feb. 6	@ WSH	0-0	1/1	16:53
Feb. 8	@ TB	0-0	2/1	13:20
Feb. 10	@ FLA	0-1	1/1	15:29
Feb. 12	@ CAR	0-0	0/0	14:37
Feb. 15	vs. WSH	0-0	1/0	13:36
Feb. 18	vs. TB	0-1	3/1	14:45
Feb. 20	@ CGY	0-1	2/2	12:29
Feb. 21	@ EDM	0-1	1/0	11:01
Feb. 23	vs. DET	0-0	1/0	17:45
Feb. 25	vs. OTT	0-0	1/0	10:19
Feb. 27	vs. LA	0-1	2/1	13:43
Mar. 1	@ DAL	0-0	1/0	11:52
Mar. 3	@ ARI	0-0	2/0	15:25
Mar. 4	vs. MTL	1-0w	2/1	9:37
Mar. 6	vs. PIT	0-1	2/1	14:35
Mar. 9	@ VAN	0-0	1/1	13:27
Mar. 11	@ CGY	0-0	2/0	11:57
Mar. 13	@ MIN	0-0	0/0	10:04
Mar. 15	vs. NSH	0-0	0/0	11:19
Mar. 18	vs. LA	0-0	1/1	13:31
Mar. 20	vs. COL	1-1	5/2	12:59
Mar. 22	@ NYR	0-0	4/0	15:15
Mar. 24	@ CBJ	0-1	2/0	13:24
Mar. 26	@ BOS	0-0	1/1	13:52
Mar. 28	@ NYI	1-0	2/1	11:25
Mar. 29	@ NJ	0-0	0/0	10:54
Apr. 1	vs. EDM	0-0	1/0	16:03
Apr. 3	vs. COL	1-0	3/1	16:37
Apr. 8	vs. DAL	0-0	2/3	13:37
Apr. 11	@ ARI	0-0	1/0	12:33

2014-15 PLAYER GAME-BY-GAME

SANTORELLI (w/TOR)

Oct. 8	vs. MTL	0-1	3/1	11:08
Oct. 11	vs. PIT	0-0	0/0	12:15
Oct. 12	@ NYR	0-0	1/0	12:08
Oct. 14	vs. COL	0-0	2/0	11:37
Oct. 17	vs. DET	1-0	2/1	13:02
Oct. 18	@ DET	0-0	2/0	15:03
Oct. 21	@ NYI	0-2	1/1	12:53
Oct. 25	vs. BOS	0-0	1/0	10:51
Oct. 28	vs. BUF	0-1	1/2	12:21
Oct. 31	@ CBJ	0-0	3/0	13:59
Nov. 1	vs. CHI	0-0	1/0	13:40
Nov. 4	@ ARI	0-0	0/1	7:37
Nov. 6	@ COL	0-1	0/1	19:15
Nov. 8	vs. NYR	0-0	3/0	17:15
Nov. 9	@ OTT	1-0w	2/2	14:54
Nov. 12	vs. BOS	0-1	4/0	13:57
Nov. 14	vs. PIT	0-0	0/0	11:15
Nov. 15	@ BUF	0-0	1/0	10:01
Nov. 18	vs. NSH	1-0	4/1	13:53
Nov. 20	vs. TB	0-0	1/0	14:13
Nov. 22	vs. DET	0-1	1/0	14:42
Nov. 26	@ PIT	0-2	3/1	15:16
Nov. 29	vs. WSH	0-1	3/1	16:38
Dec. 2	vs. DAL	0-3	1/3	15:14
Dec. 4	vs. NJ	1-1	3/2	16:52
Dec. 6	vs. VAN	0-0	1/0	16:32
Dec. 9	vs. CGY	1-0	4/1	18:07
Dec. 10	@ DET	0-0	1/1	16:05
Dec. 13	vs. DET	0-1	0/2	17:50
Dec. 14	vs. LA	1-0	2/2	19:29
Dec. 16	vs. ANA	0-0	3/0	16:40
Dec. 18	@ CAR	0-0	0/0	19:24
Dec. 20	vs. PHI	0-0	1/2	14:42
Dec. 21	@ CHI	0-0	2/2	13:11
Dec. 23	@ DAL	1-0	2/1	17:12
Dec. 28	@ FLA	0-0	1/2	15:29
Dec. 29	@ TB	1-0	2/1	13:25
Dec. 31	@ BOS	0-0	1/1	13:02
Jan. 2	@ MIN	0-0	3/1	14:04
Jan. 3	@ WPG	1-0	2/0	18:02
Jan. 7	vs. WSH	0-0	1/2	14:20
Jan. 9	vs. CBJ	0-0	2/0	12:10
Jan. 12	@ LA	0-0	1/0	15:43
Jan. 14	@ ANA	0-0	0/1	18:22
Jan. 15	@ SJ	0-1	3/0	19:02
Jan. 17	@ STL	0-0	1/1	18:59
Jan. 19	vs. CAR	0-0	1/0	20:46
Jan. 21	@ OTT	0-0	4/1	13:06
Jan. 28	@ NJ	0-0	6/0	17:57
Jan. 29	vs. ARI	0-0	1/1	13:58
Jan. 31	@ PHI	0-0	0/0	9:54
Feb. 3	@ NSH	1-1	2/2	13:09
Feb. 6	@ NJ	0-0	3/1	17:10
Feb. 7	vs. EDM	1-0	5/0	16:17
Feb. 10	vs. NYR	0-0	2/1	17:40
Feb. 12	@ NYI	0-0	1/0	17:40
Feb. 14	@ MTL	0-0	1/0	13:09
Feb. 15	Traded to NSH			
Feb. 21	@ PHI	0-0	1/1	12:11
Feb. 22	@ BUF	0-0	4/0	11:54
Feb. 24	vs. COL	0-3	3/1	14:30
Feb. 26	vs. MIN	0-0	1/1	13:49
Feb. 28	vs. DET	0-0	1/0	11:10
Mar. 2	@ NYR	0-1	3/0	12:12
Mar. 3	@ NJ	0-0	4/1	14:12
Mar. 5	vs. NYI	0-0	2/1	10:48
Mar. 7	vs. WPG	0-0	1/1	10:49
Mar. 9	@ ARI	0-0	2/0	12:55
Mar. 12	@ SJ	0-0	0/0	13:41
Mar. 14	@ LA	0-0	2/0	14:18
Mar. 15	@ ANA	0-0	4/0	14:23
Mar. 17	vs. MIN	0-0	1/1	17:30
Mar. 21	vs. BUF	0-0	5/0	13:04
Mar. 24	vs. MTL	0-0	1/1	12:21
Mar. 26	@ TB	1-0w	3/0	11:01
Mar. 28	@ WSH	0-0	0/0	11:19
Mar. 29	vs. CGY	0-1	3/0	13:52
Mar. 31	vs. VAN	0-0	1/1	9:36
Apr. 4	DNP			
Apr. 7	DNP			
Apr. 9	vs. MIN	0-1	0/0	12:45
Apr. 11	@ DAL	0-0	1/2	15:43

SEKAC (w/MTL)

Oct. 8	@ TOR	0-0	0/1	12:13
Oct. 9	@ WSH	0-0	0/0	13:30
Oct. 11	@ PHI	0-0	0/0	15:23
Oct. 13	@ TB	0-0	2/2	9:55
Oct. 16	vs. BOS	1-0	1/0	10:42
Oct. 18	vs. COL	0-0	1/1	8:19
Oct. 21	vs. DET	DNP		
Oct. 25	vs. NYR	DNP		
Oct. 27	@ EDM	DNP		
Oct. 28	@ CGY	DNP		
Oct. 30	@ VAN	DNP		
Nov. 2	vs. CGY	DNP		
Nov. 4	vs. CHI	DNP		
Nov. 5	@ BUF	0-0	1/1	11:11
Nov. 8	vs. MIN	1-1	4/2	13:36
Nov. 11	vs. WPG	0-1	0/1	13:48
Nov. 13	vs. BOS	1-0	1/0	15:06
Nov. 15	vs. PHI	0-0	0/0	12:34
Nov. 16	@ DET	0-0	1/0	10:30
Nov. 18	vs. PIT	0-0	4/0	14:48
Nov. 20	vs. STL	0-1	1/1	15:03
Nov. 22	@ BOS	0-0	0/0	17:53
Nov. 23	@ NYR	0-0	1/1	17:48
Nov. 28	@ BUF	0-1	3/0	15:06
Nov. 29	vs. BUF	0-0	1/1	18:47
Dec. 1	@ COL	1-0	1/0	12:29
Dec. 3	@ MIN	0-0	0/1	18:35
Dec. 5	@ CHI	0-0	2/0	13:35
Dec. 6	@ DAL	0-1	0/0	16:04
Dec. 9	vs. VAN	0-1	0/1	15:20
Dec. 12	vs. LA	2-0	2/0	16:07
Dec. 16	vs. CAR	0-0	0/0	13:43
Dec. 18	vs. ANA	0-0	1/1	15:23
Dec. 20	vs. OTT	0-1	2/1	14:28
Dec. 23	@ NYI	0-0	1/0	8:21
Dec. 29	@ CAR	1-0	2/2	13:48
Dec. 30	@ FLA	0-0	2/1	16:35
Jan. 2	@ NJ	0-0	0/0	14:17
Jan. 3	@ PIT	0-1	0/1	10:43
Jan. 6	vs. TB	0-0	0/0	11:44
Jan. 10	vs. PIT	0-0	0/0	13:14
Jan. 14	@ CBJ	0-0	0/0	10:51
Jan. 15	@ OTT	0-0	0/0	11:51
Jan. 17	vs. NYR	0-0	3/1	14:41
Jan. 20	vs. NSH	0-0	1/0	14:08
Jan. 27	vs. DAL	0-0	2/1	16:35
Jan. 29	@ NYR	0-0	1/0	13:23
Jan. 31	vs. WSH	0-0	3/0	14:49
Feb. 1	vs. ARI	0-1	1/1	15:37
Feb. 3	vs. BUF	0-0	1/2	12:10
Feb. 7	vs. NJ	0-0	2/1	10:28
Feb. 8	@ BOS	0-0	2/0	14:28
Feb. 10	vs. PHI	0-0	2/0	15:46
Feb. 12	vs. EDM	0-0	0/1	11:01
Feb. 14	vs. TOR	DNP		
Feb. 16	@ DET	DNP		
Feb. 18	@ OTT	0-0	1/1	9:38
Feb. 19	vs. FLA	0-0	3/2	18:19
Feb. 21	vs. CBJ	0-0	0/1	16:06
Feb. 24	Traded to Anaheim			
Feb. 25	vs. OTT	0-0	1/1	14:35
Feb. 27	vs. LA	0-1	2/1	14:03
Mar. 1	@ DAL	0-1	1/2	15:18
Mar. 3	@ ARI	0-0	4/0	14:11
Mar. 4	vs. MTL	0-1	1/1	8:54
Mar. 6	vs. PIT	0-0	1/0	13:24
Mar. 9	@ VAN	0-0	3/0	12:48
Mar. 11	@ CGY	0-0	0/1	11:43
Mar. 13	@ MIN	0-0	0/0	7:48
Mar. 15	vs. NSH	0-0	0/0	10:50
Mar. 18	vs. LA	DNP		
Mar. 20	vs. COL	1-1	2/2	11:53
Mar. 22	@ NYR	0-0	4/1	14:41
Mar. 24	@ CBJ	0-0	1/0	6:33
Mar. 26	@ BOS	0-0	1/0	15:18
Mar. 28	@ NYI	0-0	3/0	16:12
Mar. 29	@ NJ	0-0	0/0	14:09
Apr. 1	vs. EDM	0-0	2/0	14:05
Apr. 3	vs. COL	1-1	1/0	14:10
Apr. 8	vs. DAL	0-0	2/1	15:25
Apr. 11	@ ARI	DNP		

SILFVERBERG

Oct. 9	@ PIT	0-0	2/0	17:41
Oct. 11	@ DET	0-0	1/1	14:24
Oct. 13	@ BUF	0-2	5/2	16:08
Oct. 14	@ PHI	0-0	2/1	15:43
Oct. 17	vs. MIN	0-0	0/0	17:35
Oct. 19	vs. STL	0-1	1/0	18:58
Oct. 22	vs. BUF	0-1	4/0	14:30
Oct. 24	vs. CBJ	0-0	3/0	15:04
Oct. 26	vs. SJ	0-0	0/1	14:48
Oct. 28	@ CHI	0-0	3/0	16:37
Oct. 30	@ STL	0-0	2/0	13:03
Oct. 31	@ DAL	0-0	2/0	12:27
Nov. 2	@ COL	0-1	2/0	16:10
Nov. 5	vs. NYI	0-0	1/1	14:33
Nov. 7	vs. ARI	0-1	6/1	19:25
Nov. 9	vs. VAN	0-0	0/0	19:26
Nov. 12	vs. LA	1-1	4/3	21:07
Nov. 15	@ LA	0-0	3/0	19:14
Nov. 16	vs. FLA	0-0	3/0	14:17
Nov. 18	@ CGY	0-1	2/1	18:28
Nov. 20	@ VAN	0-1	7/0	16:07
Nov. 23	vs. ARI	0-0	4/0	16:03
Nov. 25	vs. CGY	0-0	3/0	14:24
Nov. 28	vs. CHI	0-0	0/1	12:36
Nov. 29	@ SJ	0-0	3/1	11:28
Dec. 1	vs. BOS	0-1	5/1	15:08
Dec. 3	vs. PHI	0-1	3/1	18:08
Dec. 5	@ MIN	1-0	1/1	17:04
Dec. 7	@ WPG	1-0	3/1	14:11
Dec. 10	vs. EDM	0-0	2/0	16:09
Dec. 12	@ EDM	0-1	2/0	14:42
Dec. 13	@ WPG	1-0	3/1	13:26
Dec. 16	@ TOR	0-0	2/2	17:57
Dec. 18	@ MTL	0-0	1/0	13:52
Dec. 19	@ OTT	0-0	0/3	12:52
Dec. 22	vs. SJ	0-0	6/1	14:04
Dec. 27	@ ARI	0-0	2/0	16:49
Dec. 28	vs. VAN	0-0	2/0	15:53
Dec. 31	vs. SJ	0-0	0/0	15:50
Jan. 2	vs. STL	0-0	4/0	13:37
Jan. 4	vs. NSH	0-0	4/1	12:07
Jan. 7	vs. NYR	0-0	3/0	14:17
Jan. 11	vs. WPG	0-0	1/0	13:50
Jan. 14	vs. TOR	0-0	1/0	16:24
Jan. 16	vs. NJ	2-0	4/1	16:13
Jan. 17	@ LA	0-0	4/0	12:24
Jan. 21	vs. CGY	0-0	3/0	15:48
Jan. 27	@ VAN	0-0	0/0	14:32
Jan. 29	@ SJ	0-1	1/0	14:18
Jan. 30	vs. CHI	0-0	0/0	14:57
Feb. 3	vs. CAR	0-1	0/1	13:19
Feb. 5	@ NSH	2-0	0/3	14:40
Feb. 6	@ WSH	0-1	2/1	16:18
Feb. 8	@ TB	0-0	2/2	16:02
Feb. 10	@ FLA	INJ		
Feb. 12	@ CAR	0-0	0/0	16:30
Feb. 15	vs. WSH	0-1	1/1	15:44
Feb. 18	vs. TB	0-0	1/0	15:12
Feb. 20	@ CGY	1-0	5/3	14:26
Feb. 21	@ EDM	0-0	1/0	16:17
Feb. 23	vs. DET	0-1	1/1	23:20
Feb. 25	vs. OTT	0-0	1/1	17:10
Feb. 27	vs. LA	0-1	1/0	16:10
Mar. 1	@ DAL	0-0	1/1	18:35
Mar. 3	@ ARI	1-2	2/3	15:32
Mar. 4	vs. MTL	0-0	4/0	17:55
Mar. 6	vs. PIT	0-1	2/2	15:05
Mar. 9	@ VAN	0-0	0/0	14:40
Mar. 11	@ CGY	0-0	4/0	13:22
Mar. 13	@ MIN	1-1w	4/2	17:38
Mar. 15	vs. NSH	0-1	3/1	15:56
Mar. 18	vs. LA	1-0	2/1	14:09
Mar. 20	vs. COL	0-0	2/0	16:46
Mar. 22	@ NYR	0-0	2/2	14:20
Mar. 24	@ CBJ	0-0	3/1	15:53
Mar. 26	@ BOS	0-0	2/1	14:40
Mar. 28	@ NYI	0-0	3/1	15:39
Mar. 29	@ NJ	0-0	3/0	14:23
Apr. 1	vs. EDM	0-3	1/2	11:36
Apr. 3	vs. COL	0-0	4/1	18:31
Apr. 8	vs. DAL	0-0	2/0	17:03
Apr. 11	@ ARI	1-0w	4/0	17:03



STEWART (w/BUF)

Oct. 9	vs. CHI	0-0	5/1	14:56
Oct. 11	@ CHI	0-0	3/3	16:43
Oct. 13	vs. ANA	0-0	1/1	14:33
Oct. 14	@ CAR	0-1	1/1	18:11
Oct. 17	vs. FLA	0-0	1/1	14:53
Oct. 18	vs. BOS	0-0	4/0	16:09
Oct. 22	@ ANA	0-0	4/1	17:09
Oct. 23	@ LA	0-0	7/0	21:10
Oct. 25	@ SJ	0-0	0/0	18:45
Oct. 28	@ TOR	0-0	0/0	11:57
Oct. 30	vs. BOS	0-0	2/0	14:12
Nov. 1	@ PIT	0-0	2/0	17:40
Nov. 2	vs. DET	1-0	2/0	14:41
Nov. 5	vs. MTL	0-0	4/1	17:02
Nov. 7	vs. EDM	0-0	4/2	15:22
Nov. 8	vs. PIT	0-0	0/1	19:42
Nov. 11	@ STL	0-0	0/3	10:36
Nov. 13	@ MIN	0-0	2/1	8:31
Nov. 15	vs. TOR	0-0	4/0	12:30
Nov. 18	vs. SJ	0-0	1/0	11:32
Nov. 22	@ WSH	0-0	1/0	14:30
Nov. 26	vs. WPG	1-0	1/1	12:05
Nov. 28	vs. MTL	0-0	1/0	14:39
Nov. 29	@ MTL	1-0	4/1	17:10
Dec. 2	vs. TB	0-0	0/1	17:13
Dec. 4	@ TB	0-0	1/0	9:20
Dec. 6	@ FLA	0-0	2/0	7:48
Dec. 9	vs. LA	DNP		
Dec. 11	vs. CGY	0-0	1/0	14:12
Dec. 13	vs. FLA	0-0	2/0	12:11
Dec. 15	vs. OTT	0-1	0/2	10:08
Dec. 16	@ WPG	0-0	2/2	11:21
Dec. 20	vs. COL	0-1	3/1	16:51
Dec. 21	@ BOS	0-1	2/1	19:08
Dec. 23	@ DET	1-0	2/0	15:17
Dec. 27	vs. NYI	1-0	2/1	14:51
Dec. 29	@ OTT	0-1	0/0	19:14
Dec. 31	vs. TB	0-0	0/0	16:38
Jan. 2	vs. FLA	0-0	3/0	17:43
Jan. 3	@ NYR	0-0	0/2	15:06
Jan. 6	@ NJ	0-1	1/2	12:47
Jan. 8	@ CAR	0-1	0/0	14:58
Jan. 9	@ TB	0-0	1/1	15:20
Jan. 13	vs. DET	DNP		
Jan. 15	vs. MIN	0-0	3/2	16:08
Jan. 17	vs. PHI	0-2	2/0	18:25
Jan. 18	@ DET	1-0	1/2	20:17
Jan. 27	@ CGY	1-0	4/0	14:51
Jan. 29	@ EDM	0-0	0/1	16:07
Jan. 30	@ VAN	2-0	5/2	21:18
Feb. 3	@ MTL	0-0	0/2	17:35
Feb. 5	vs. STL	0-0	2/2	16:39
Feb. 7	vs. DAL	0-3	1/2	20:34
Feb. 8	vs. NYI	0-0	0/2	18:10
Feb. 10	vs. OTT	0-1	4/0	18:22
Feb. 15	vs. PHI	0-0	1/1	19:00
Feb. 17	@ NJ	0-0	4/1	19:07
Feb. 19	@ PHI	0-0	1/0	18:19
Feb. 20	vs. NYR	0-0	4/0	19:32
Feb. 22	vs. NSH	0-0	1/0	19:11
Feb. 24	@ CBJ	1-0	4/1	16:47
Feb. 26	vs. VAN	1-1	3/1	20:44
Feb. 28	@ FLA	0-0	0/0	20:22
Mar. 2	Traded to MIN			
Mar. 3	vs. OTT	0-1	1/0	15:06
Mar. 5	@ WSH	0-0	0/0	15:14
Mar. 6	@ CAR	0-0	2/1	14:55
Mar. 8	vs. COL	1-0	1/2	13:13
Mar. 10	vs. NJ	1-1	3/1	18:51
Mar. 13	vs. ANA	0-0	3/1	14:51
Mar. 14	@ STL	0-0	3/1	14:33
Mar. 17	@ NSH	0-1	2/1	15:51
Mar. 19	vs. WSH	0-0	0/0	13:15
Mar. 21	vs. STL	1-0	4/1	13:50
Mar. 23	@ TOR	0-0	1/0	15:44
Mar. 24	@ NYI	0-0	2/0	15:31
Mar. 27	vs. CGY	0-1	6/0	17:26
Mar. 28	vs. LA	0-2	0/3	14:03
Apr. 2	vs. NYR	0-0	0/1	16:16
Apr. 4	vs. DET	0-0	3/0	17:05
Apr. 6	vs. WPG	0-0	1/1	16:55
Apr. 7	@ CHI	0-1	1/1	15:43
Apr. 9	@ NSH	0-1	2/0	16:29
Apr. 11	@ STL	0-0	4/2	15:19

STONER

Oct. 9	@ PIT	0-0	0/1	15:10
Oct. 11	@ DET	0-0	1/0	15:37
Oct. 13	@ BUF	0-0	0/1	15:11
Oct. 14	@ PHI	0-0	0/0	19:08
Oct. 17	vs. MIN	0-0	1/1	16:13
Oct. 19	vs. STL	0-0	0/0	18:37
Oct. 22	vs. BUF	DNP		
Oct. 24	vs. CBJ	0-0	1/0	16:03
Oct. 26	vs. SJ	0-0	2/0	16:20
Oct. 28	@ CHI	0-0	0/1	20:09
Oct. 30	@ STL	0-0	3/0	20:23
Oct. 31	@ DAL	0-0	0/0	14:20
Nov. 2	@ COL	0-0	3/0	17:49
Nov. 5	vs. NYI	0-0	2/0	18:24
Nov. 7	vs. ARI	0-0	0/1	17:07
Nov. 9	vs. VAN	0-0	2/0	20:22
Nov. 12	vs. LA	0-0	2/0	20:40
Nov. 15	vs. LA	0-0	1/0	18:55
Nov. 16	vs. FLA	0-0	1/4	18:19
Nov. 18	@ CGY	0-0	0/1	19:54
Nov. 20	@ VAN	0-0	0/2	18:29
Nov. 23	vs. ARI	INJ		
Nov. 25	vs. CGY	INJ		
Nov. 28	vs. CHI	INJ		
Nov. 29	@ SJ	INJ		
Dec. 1	vs. BOS	INJ		
Dec. 3	vs. PHI	0-0	0/1	13:01
Dec. 5	@ MIN	0-0	0/1	18:13
Dec. 7	@ WPG	0-1	0/1	16:38
Dec. 10	vs. EDM	0-0	4/0	18:20
Dec. 12	@ EDM	0-0	1/1	20:25
Dec. 13	@ WPG	0-0	1/1	17:34
Dec. 16	@ TOR	0-0	3/0	20:29
Dec. 18	@ MTL	0-0	1/0	16:17
Dec. 19	@ OTT	0-0	0/2	16:42
Dec. 22	vs. SJ	0-0	3/1	15:32
Dec. 27	@ ARI	0-0	1/1	19:50
Dec. 28	vs. VAN	0-0	2/0	16:08
Dec. 31	vs. SJ	0-0	0/1	16:31
Jan. 2	vs. STL	0-0	1/0	13:02
Jan. 4	vs. NSH	0-0	1/1	20:03
Jan. 7	vs. NYR	0-0	1/1	20:38
Jan. 11	vs. WPG	0-0	2/0	19:16
Jan. 14	vs. TOR	0-1	0/1	20:26
Jan. 16	vs. NJ	0-0	0/1	17:36
Jan. 17	@ LA	0-0	1/1	19:56
Jan. 21	vs. CGY	INJ		
Jan. 27	@ VAN	0-1	0/2	18:53
Jan. 29	@ SJ	0-0	1/1	18:08
Jan. 30	vs. CHI	0-0	1/2	18:51
Feb. 3	vs. CAR	INJ		
Feb. 5	@ NSH	0-1	0/1	17:46
Feb. 6	@ WSH	0-0	1/0	20:47
Feb. 8	@ TB	0-0	1/1	16:06
Feb. 10	@ FLA	0-1	0/1	18:50
Feb. 12	@ CAR	0-0	1/1	18:29
Feb. 15	vs. WSH	0-0	0/2	17:58
Feb. 18	vs. TB	0-0	2/1	18:42
Feb. 20	@ CGY	0-0	0/1	20:06
Feb. 21	@ EDM	DNP		
Feb. 23	vs. DET	0-1	2/1	16:29
Feb. 25	vs. OTT	0-0	0/0	16:04
Feb. 27	vs. LA	0-0	1/0	18:41
Mar. 1	@ DAL	1-0w	1/1	12:46
Mar. 3	@ ARI	0-0	1/0	18:11
Mar. 4	vs. MTL	0-0	2/0	17:03
Mar. 6	vs. PIT	0-0	2/1	19:09
Mar. 9	@ VAN	0-0	4/1	16:56
Mar. 11	@ CGY	0-0	1/1	15:47
Mar. 13	@ MIN	0-0	0/0	13:38
Mar. 15	vs. NSH	0-0	1/1	14:16
Mar. 18	vs. LA	0-0	0/1	17:16
Mar. 20	vs. COL	DNP		
Mar. 22	@ NYR	0-0	1/1	19:29
Mar. 24	@ CBJ	0-0	0/1	13:28
Mar. 26	@ BOS	0-1	0/0	15:12
Mar. 28	@ NYI	0-0	0/1	18:26
Mar. 29	@ NJ	INJ		
Apr. 1	vs. EDM	INJ		
Apr. 3	vs. COL	INJ		
Apr. 8	vs. DAL	0-0	1/1	18:32
Apr. 11	@ ARI	0-0	1/1	17:34

THOMPSON

Oct. 9	@ PIT	0-0	3/1	13:08
Oct. 11	@ DET	0-0	1/1	13:29
Oct. 13	@ BUF	0-0	0/1	14:19
Oct. 14	@ PHI	0-1	1/1	11:34
Oct. 17	vs. MIN	0-1	1/1	12:25
Oct. 19	vs. STL	0-0	0/0	10:03
Oct. 22	vs. BUF	0-1	0/0	12:24
Oct. 24	vs. CBJ	0-0	1/0	15:18
Oct. 26	vs. SJ	0-0	0/0	12:20
Oct. 28	@ CHI	0-0	0/0	12:58
Oct. 30	@ STL	0-0	0/0	13:24
Oct. 31	@ DAL	1-0w	2/1	13:23
Nov. 2	@ COL	0-0	3/0	12:18
Nov. 5	vs. NYI	0-0	2/0	16:49
Nov. 7	vs. ARI	0-0	3/0	15:04
Nov. 9	vs. VAN	0-0	1/0	13:29
Nov. 12	vs. LA	0-0	0/2	9:21
Nov. 15	@ LA	0-0	2/0	14:10
Nov. 16	vs. FLA	0-0	2/0	11:16
Nov. 18	@ CGY	0-0	2/1	15:57
Nov. 20	@ VAN	0-1	0/0	13:32
Nov. 23	vs. ARI	0-0	0/0	16:46
Nov. 25	vs. CGY	0-0	1/0	16:54
Nov. 28	vs. CHI	0-0	0/1	12:54
Nov. 29	@ SJ	0-0	1/0	12:34
Dec. 1	vs. BOS	0-0	1/0	14:55
Dec. 3	vs. PHI	0-0	0/1	16:08
Dec. 5	@ MIN	0-0	2/1	16:41
Dec. 7	@ WPG	0-0	1/1	14:52
Dec. 10	vs. EDM	0-0	2/0	14:03
Dec. 12	@ EDM	1-0	2/1	14:41
Dec. 13	@ WPG	1-0	2/1	11:47
Dec. 16	@ TOR	0-0	0/1	10:01
Dec. 18	@ MTL	0-0	4/0	14:16
Dec. 19	@ OTT	0-0	2/1	12:58
Dec. 22	vs. SJ	0-0	0/0	9:14
Dec. 27	@ ARI	0-0	0/1	12:52
Dec. 28	vs. VAN	0-0	0/0	15:49
Dec. 31	vs. SJ	0-0	1/0	11:56
Jan. 2	vs. STL	0-1	0/1	15:21
Jan. 4	vs. NSH	0-1	1/1	16:23
Jan. 7	vs. NYR	0-0	1/0	12:26
Jan. 11	vs. WPG	0-0	1/0	15:55
Jan. 14	vs. TOR	0-0	1/0	14:22
Jan. 16	vs. NJ	0-0	3/1	13:55
Jan. 17	@ LA	0-0	1/0	13:21
Jan. 21	vs. CGY	0-2	1/1	16:32
Jan. 27	@ VAN	0-0	1/0	11:06
Jan. 29	@ SJ	0-0	0/0	12:31
Jan. 30	vs. CHI	0-0	1/0	10:14
Feb. 3	vs. CAR	0-0	2/0	13:50
Feb. 5	@ NSH	0-0	0/0	15:50
Feb. 6	@ WSH	0-0	2/0	17:17
Feb. 8	@ TB	0-1	0/0	11:37
Feb. 10	@ FLA	0-0	2/0	9:20
Feb. 12	@ CAR	0-0	2/1	12:22
Feb. 15	vs. WSH	0-0	0/1	12:40
Feb. 18	vs. TB	0-0	1/1	11:34
Feb. 20	@ CGY	0-0	0/0	11:56
Feb. 21	@ EDM	0-0	2/0	12:51
Feb. 23	vs. DET	0-0	0/0	5:03
Feb. 25	vs. OTT	INJ		
Feb. 27	vs. LA	INJ		
Mar. 1	@ DAL	0-0	0/1	16:02
Mar. 3	@ ARI	0-1	2/0	12:14
Mar. 4	vs. MTL	0-1	2/1	13:28
Mar. 6	vs. PIT	0-0	0/1	10:55
Mar. 9	@ VAN	0-1	2/1	10:10
Mar. 11	@ CGY	0-0	2/0	12:01
Mar. 13	@ MIN	0-0	0/0	13:14
Mar. 15	vs. NSH	1-0w	3/1	16:36
Mar. 18	vs. LA	0-0	1/1	14:51
Mar. 20	vs. COL	0-0	2/0	14:48
Mar. 22	@ NYR	0-0	1/2	12:38
Mar. 24	@ CBJ	0-1	0/1	10:44
Mar. 26	@ BOS	0-0	1/0	11:13
Mar. 28	@ NYI	0-0	0/1	11:39
Mar. 29	@ NJ	0-0	1/0	14:07
Apr. 1	vs. EDM	1-0w	2/2	12:28
Apr. 3	vs. COL	0-0	1/0	13:43
Apr. 8	vs. DAL	0-0	0/0	19:29
Apr. 11	@ ARI	0-0	2/1	13:08

VATANEN

Oct. 9	@ PIT	0-2	3/0	18:40
Oct. 11	@ DET	0-0	1/0	20:27
Oct. 13	@ BUF	0-1	3/1	18:18
Oct. 14	@ PHI	0-0	1/0	21:05
Oct. 17	vs. MIN	0-0	2/0	21:14
Oct. 19	vs. STL	2-0	2/0	20:37
Oct. 22	vs. BUF	0-0	0/1	20:06
Oct. 24	vs. CBJ	1-1w	2/0	20:21
Oct. 26	vs. SJ	0-0	1/0	20:34
Oct. 28	@ CHI	0-0	2/0	19:34
Oct. 30	@ STL	0-0	1/0	24:01
Oct. 31	@ DAL	0-0	1/0	23:07
Nov. 2	@ COL	0-0	2/0	22:16
Nov. 5	vs. NYI	0-1	1/0	20:53
Nov. 7	vs. ARI	0-1	4/1	25:38
Nov. 9	vs. VAN	1-0	1/0	24:28
Nov. 12	vs. LA	0-2	2/2	24:17
Nov. 15	@ LA	0-1	0/0	22:52
Nov. 16	vs. FLA	0-0	1/2	22:02
Nov. 18	@ CGY	1-2	2/1	21:47
Nov. 20	@ VAN	0-1	2/1	21:53
Nov. 23	vs. ARI	0-1	3/1	24:17
Nov. 25	vs. CGY	0-0	0/0	23:45
Nov. 28	vs. CHI	0-0	0/2	27:00
Nov. 29	@ SJ	0-1	0/1	24:05
Dec. 1	vs. BOS	1-0	2/1	20:55
Dec. 3	vs. PHI	1-0	5/0	26:12
Dec. 5	@ MIN	0-0	2/1	23:19
Dec. 7	@ WPG	0-0	0/2	22:24
Dec. 10	vs. EDM	0-0	1/0	21:18
Dec. 12	@ EDM	1-1	4/1	21:41
Dec. 13	@ WPG	0-0	4/1	23:37
Dec. 16	@ TOR	1-0	2/0	24:19
Dec. 18	@ MTL	0-0	2/0	24:01
Dec. 19	@ OTT	0-0	2/3	22:09
Dec. 22	vs. SJ	0-0	1/2	25:10
Dec. 27	@ ARI	0-0	0/1	22:46
Dec. 28	vs. VAN	0-0	1/0	20:42
Dec. 31	vs. SJ	0-0	1/1	18:40
Jan. 2	vs. STL	0-2	2/0	18:07
Jan. 4	vs. NSH	0-0	4/1	22:05
Jan. 7	vs. NYR	0-0	1/3	23:04
Jan. 11	vs. WPG	0-1	2/1	20:53
Jan. 14	vs. TOR	0-0	0/1	23:07
Jan. 16	vs. NJ	0-1	3/2	20:39
Jan. 17	@ LA	1-0	1/0	22:34
Jan. 21	vs. CGY	0-0	1/2	18:06
Jan. 27	@ VAN	0-1	1/2	22:10
Jan. 29	@ SJ	0-0	2/2	19:10
Jan. 30	vs. CHI	0-0	3/0	19:44
Feb. 3	vs. CAR	0-1	6/1	21:37
Feb. 5	@ NSH	1-0	3/2	21:05
Feb. 6	@ WSH	0-0	2/1	22:22
Feb. 8	@ TB	1-0	2/0	23:18
Feb. 10	@ FLA	0-1	0/1	22:22
Feb. 12	@ CAR	0-0	0/0	19:13
Feb. 15	vs. WSH	0-0	0/0	5:22
Feb. 18	vs. TB	INJ		
Feb. 20	@ CGY	INJ		
Feb. 21	@ EDM	INJ		
Feb. 23	vs. DET	INJ		
Feb. 25	vs. OTT	INJ		
Feb. 27	vs. LA	INJ		
Mar. 1	@ DAL	INJ		
Mar. 3	@ ARI	INJ		
Mar. 4	vs. MTL	INJ		
Mar. 6	vs. PIT	INJ		
Mar. 9	@ VAN	INJ		
Mar. 11	@ CGY	INJ		
Mar. 13	@ MIN	INJ		
Mar. 15	vs. NSH	INJ		
Mar. 18	vs. LA	INJ		
Mar. 20	vs. COL	0-1	3/1	22:21
Mar. 22	@ NYR	0-1	2/1	21:03
Mar. 24	@ CBJ	0-0	3/0	21:14
Mar. 26	@ BOS	0-1	2/1	18:54
Mar. 28	@ NYI	0-0	0/1	19:37
Mar. 29	@ NJ	0-0	1/0	18:09
Apr. 1	vs. EDM	0-0	1/0	22:12
Apr. 3	vs. COL	0-0	5/1	18:55
Apr. 8	vs. DAL	0-0	4/1	20:07
Apr. 11	@ ARI	0-0	6/1	19:57



Sept. 16, 2014
Sept. 24, 2014

Sept. 29, 2014

Oct. 1, 2014
Oct. 4, 2014
Oct. 6, 2014
Oct. 8, 2014
Oct. 15, 2014
Oct. 20, 2014
Oct. 26, 2014
Oct. 27, 2014
Nov. 2, 2014
Nov. 4, 2014
Nov. 5, 2014
Nov. 9, 2014
Nov. 15, 2014
Nov. 20, 2014
Nov. 24, 2014
Nov. 28, 2014
Dec. 1, 2014
Dec. 2, 2014
Dec. 3, 2014
Dec. 4, 2014
Dec. 6, 2014
Dec. 9, 2014
Dec. 11, 2014
Dec. 15, 2014
Dec. 17, 2014
Dec. 28, 2014
Dec. 30, 2014
Dec. 31, 2014
Jan. 2, 2015
Jan. 21, 2015
Jan. 30, 2015
Feb. 6, 2015
Feb. 10, 2015
Feb. 17, 2015
Feb. 19, 2015
Feb. 23, 2015
Feb. 24, 2015
Feb. 26, 2015
Feb. 27, 2015
Feb. 28, 2015
Mar. 1, 2015
Mar. 2, 2015

Mar. 3, 2015
Mar. 4, 2015
Mar. 5, 2015
Mar. 8, 2015
Mar. 12, 2015
Mar. 16, 2015
Mar. 22, 2015
Apr. 3, 2015
Apr. 8, 2015
Apr. 11, 2015
Apr. 18, 2015
Apr. 20, 2015
Apr. 25, 2015

Signed RW **Devante Smith-Pelly** to two-year contract.
Assigned C/LW **Joseph Cramarossa**, C **Ryan Faragher**, C **Antoine Laganiere**, G **Etienne Marcoux**, D **Nathan McIver** and C **Charlie Sarault** to Norfolk (AHL). Assigned LW **Kenton Helgesen** to Calgary (WHL).
Assigned C **Matt Bailey**, G **Igor Bobkov**, D **Kevin Gagne**, LW **Nicolas Kerdiles**, LW **John Kurtz**, C/RW **Louis Leblanc**, RW **Stefan Noesen** and D **Andrew O'Brien** to Norfolk (AHL). Assigned LW **Nick Ritchie** to Peterborough (OHL). Released D **Brendan Bell**, LW **Steve MacIntyre**, C **David Steckel** and LW **Brad Winchester** from their professional tryout and assigned them to Norfolk. Released RW **Brandon Yip** from his professional tryout.
Assigned D **Jesse Blacker**, D **Mat Clark**, C/LW **Max Friberg** and C/RW **Chris Wagner** to Norfolk (AHL).
Assigned D **Josh Manson** to Norfolk (AHL).
Assigned G **Jason LaBarbera** to Norfolk (AHL).
Named RW **Corey Perry** and D **Francois Beauchemin** Alternate Captains.
Recalled G **Jason LaBarbera** and F **Chris Wagner** from Norfolk (AHL). Reassigned G **John Gibson** to Norfolk.
Recalled G **John Gibson** to Norfolk (AHL). Reassigned G **Jason LaBarbera** to Norfolk.
Reassigned F **Chris Wagner** to Norfolk (AHL).
Recalled D **Josh Manson** from Norfolk (AHL).
Recalled G **Jason LaBarbera** from Norfolk (AHL).
Recalled G **Igor Bobkov** from Norfolk (AHL).
Reassigned G **Igor Bobkov** to Norfolk (AHL).
Recalled D **Mat Clark** from Norfolk (AHL). Assigned D **Shea Theodore** to Seattle (WHL).
Recalled C/RW **Chris Wagner** from Norfolk (AHL).
Acquired LW **Rene Bourque** from Montreal in exchange for D **Bryan Allen**. Reassigned F **Chris Wagner** to Norfolk (AHL).
Reassigned LW **Emerson Etem** and C **William Karlsson** to Norfolk (AHL).
Acquired D **Eric Brewer** from Tampa Bay in exchange for a third-round selection in the 2015 NHL Draft. Recalled D **Jesse Blacker** from Norfolk (AHL).
Recalled G **Igor Bobkov** from Norfolk (AHL).
Reassigned F **Rickard Rakell** and D **Jesse Blacker** to Norfolk (AHL).
Recalled F **Chris Wagner** from Norfolk (AHL).
Acquired D **Colby Robak** from Florida in exchange for D **Jesse Blacker** and a conditional draft pick.
Recalled F **Rickard Rakell** from Norfolk (AHL). Reassigned D **Mat Clark** to Norfolk.
Signed G **Ilya Bryzgalov** to a one-year contract.
Reassigned D **Josh Manson** to Norfolk and G **Igor Bobkov** to Utah (ECHL).
Reassigned G **Jason LaBarbera** and F **Chris Wagner** to Norfolk (AHL).
Recalled LW **Emerson Etem** from Norfolk (AHL). Reassigned G **John Gibson** to Norfolk.
Recalled F **Max Friberg** from Norfolk (AHL).
Reassigned LW **Dany Heatley** to Norfolk (AHL).
Reassigned F **Max Friberg** to Norfolk (AHL).
Reassigned LW **Emerson Etem** to Norfolk (AHL).
Reassigned D **Mark Fistric** to Norfolk (AHL).
Reassigned D **Colby Robak** to Norfolk (AHL).
Recalled C **William Karlsson** from Norfolk (AHL).
Recalled G **John Gibson** from Norfolk (AHL).
Recalled LW **Emerson Etem** and D **Josh Manson** from Norfolk (AHL).
Signed RW **Tim Jackman** to a one-year contract extension.
Recalled G **Jason LaBarbera** from Norfolk (AHL).
Acquired LW **Jiri Sekac** from Montreal in exchange for RW **Devante Smith-Pelly**. Recalled C **William Karlsson** from Norfolk (AHL).
Recalled F **Chris Wagner** from Norfolk (AHL). Reassigned C **William Karlsson** to Norfolk.
Reassigned G **Jason LaBarbera** to Norfolk (AHL).
Acquired LW **Tomas Fleischmann** from Florida in exchange for LW **Dany Heatley** and Anaheim's third-round selection in the 2015 NHL Draft.
Reassigned F **Chris Wagner** to Norfolk (AHL).
Acquired D **James Wisniewski** and Detroit's third-round selection in the 2015 NHL Draft from Columbus in exchange for LW **Rene Bourque**, C **William Karlsson** and Anaheim's second-round selection in the 2015 NHL Draft. Acquired D **Simon Despres** from Pittsburgh in exchange for D **Ben Lovejoy**.
Acquired D **Korbinian Holzer** from Toronto in exchange for D **Eric Brewer** and Anaheim's fifth-round selection in the 2016 NHL Draft. Acquired C **Michael Sgarbossa** from Colorado in exchange for D **Mat Clark**.
Recalled F **Chris Wagner** from Norfolk (AHL).
Reassigned F **Chris Wagner** to Utah (ECHL).
Recalled F **Chris Wagner** from Utah (ECHL).
Reassigned F **Chris Wagner** to Utah (ECHL).
Reassigned D **Josh Manson** to Norfolk (AHL).
Signed D **Brandon Montour** to a three-year entry-level contract.
Recalled F **Chris Wagner** from Norfolk (AHL).
Recalled RW **Stefan Noesen** from Norfolk (AHL).
Reassigned RW **Stefan Noesen** to Norfolk (AHL).
Recalled G **Jason LaBarbera** from Norfolk (AHL).
Recalled D **Josh Manson** from Norfolk (AHL).
Recalled RW **Stefan Noesen** from Norfolk (AHL).
Recalled G **Ryan Faragher**, D **Mark Fistric**, C/LW **Max Friberg**, D **Jaycob Megna**, D **Brandon Montour**, D **Andrew O'Brien** and D **Shea Theodore** from Norfolk (AHL).



FRONT ROW (L-R) Jonas Hiller, Executive Vice President/COO Tim Ryan, Senior Vice President of Hockey Operations David McNab, Executive Vice President/General Manager Bob Murray, Owner Henry Samueli, Teemu Selanne, Ryan Getzlaf, Saku Koivu, Owner Susan Samueli, CEO Michael Schulman, Director of Player Personnel Rick Paterson, Head Coach Bruce Boudreau, Frederik Andersen **SECOND ROW** (L-R) Vice President - THE RINKS Art Trotter, Vice President of Sales/CRO John Viola, Vice President of Human Resources Jay Scott, Vice President/COO Anaheim Arena Management Kevin Starkey, Assistant Coach Scott Niedermayer, Nick Bonino, Francois Beauchemin, Cam Fowler, Andrew Coglian, Assistant Coach Bob Woods, Assistant Coach Brad Lauer, Vice President/CMO Aaron Teets, Vice President of Finance/CFO Doug Heller, AAA Vice President of Finance Angela Wergechik **THIRD ROW** (L-R) Assistant Equipment Manager Chris Aldrich, Equipment Manager Doug Shearer, Goaltending Consultant Dwayne Roloson, Video Coordinator Joe Piscotty, Matt Beleskey, Stephane Robidas, Jakob Silfverberg, Mathieu Perreault, Kyle Palmieri, Sami Vatanen, Strength & Conditioning Coach Sean Skahan, Head Athletic Trainer Joe Huff, Assistant Athletic Trainer Mike Honnegan **BACK ROW** (L-R) Equipment Assistant Chris Kincaid, Mark Fistic, Tim Jackman, Ben Lovejoy, Patrick Maroon, Corey Perry, Bryan Allen, Hampus Lindholm, Daniel Winnik, Luca Sbisa, Rickard Rakell, Massage Therapist James Partido

POSTSEASON NOTES IN PLAYOFF SECTION

THE 2013-14 SEASON:

The Anaheim Ducks concluded the 2013-14 regular season with a record of 54-20-8, the best mark in club history... the Ducks finished with the top record in the Western Conference for the first time in franchise history and set season records for standings points (116), wins (54) and win/points percentage (.707)...the Ducks led the league in goals (263) for the first time in club history (excludes shootout tallies)...Anaheim established season bests for goals (263; previously 254 in 2006-07), wins (54; previously 48, 2006-07), home wins (29; previously 28, 2007-08), road wins (25; previously 22, 2008-09 and 2006-07), home points (62; previously 61, 2006-07) and road points (54; previously 49, 2006-07).

EXCLUSIVE COMPANY:

Of the Ducks' 54 wins, 51 came in regulation/overtime (ROW)...Anaheim and Boston (also 51 wins in 2013-14) are the only two NHL teams to record as many ROWs since 2005-06 (Detroit, 54).

COMEBACKS COMMON:

Anaheim posted 26 comeback wins in 2013-14, the most in the NHL since 2005-06 (Detroit and Nashville, 26)... the Ducks went 23-15-2 (.575 points percentage) when the opponent scored first, the most wins and best points percentage of any team in such situations in 2013-14.

HISTORIC STREAK:

Anaheim won 18 of 19 games (18-1-0) from Dec. 6-Jan. 15 to join Montreal (18-1-0, 1967-68) as the only two NHL teams to win 18+ games in a 19-game span.

HOME/ROAD:

The Ducks went a franchise-best 29-8-4 at Honda Center, setting a club record for home wins and home standings points (62) in a single season...Anaheim became the fourth team in 40 NHL seasons (since 1973-74) to record points in each of its first 22-plus home games (20-0-2) from Oct. 13-Jan. 15, joining PHI (19-0-7, 1979-80), NYI (19-0-4, 1978-79) and SJ (20-0-2, 2008-09) in that category...the Ducks, who were the last NHL team to suffer a home loss in regulation (Jan. 21 vs. WPG), established a club record with eight straight home wins to open a season...away from Honda Center, the Ducks concluded their road schedule setting franchise records for wins (25; previously 22, 2008-09 and 2006-07), points (54; previously 49, 2006-07), and goals (123; previously 115, 2008-09).

THE FINAL SEASON:


The NHL's oldest active player and oldest to ever compete in a Ducks uniform at 43 years and 92 days at the start of 2013-14, Teemu Selanne finished his regular-season career ranked 11th among all-time leaders in goals, tied for 37th in all-time assists, 15th in all-time scoring, third in all-time PPG, tied for third with Brett Hull in all-time GWG (110) and 22nd in all-time games...Selanne is the club's all-time leader in scoring (988), goals (457), assists (531), games (966), plus/minus (+120), PPG (182), PPP (410), GWG (77), shots (2,964) and OT goals (6).

2013-14 GAME-BY-GAME



#	Date	Team	W-L-OT	Record	GF-GA	Scorers	W Goal	PP	PK	SF-SA	W-L Gldtr.	Attend.
1	10/02/2013	@ COLORADO	L	00-01-00	1-6	36-29	9	0-2	2-4	36-29	1 / 35	18007+
2	10/05/2013	@ MINNESOTA	W*	01-01-00	4-3	11,13P,33	22	1-3	2-4	30-33	1 / 32	18213+
3	10/06/2013	@ WINNIPEG	W	02-01-00	4-2	22,27,10	10	0-4	2-3	34-17	35 / 31	15004+
4	10/10/2013	NY RANGERS	W	03-01-00	6-0	15,33,34,33,11,7	15	0-6	2-2	37-34	1 / 30	17179+
5	10/13/2013	OTTAWA	W	04-01-00	4-1	10,15,10,13	15	0-6	1-1	56-31	1 / 41	17177+
6	10/16/2013	CALGARY	W	05-01-00	3-2	17,21,8	8	0-2	4-4	22-35	35 / 35	14051
7	10/18/2013	PHOENIX	W**	06-01-00	3-2	8,13	33	0-4	6-6	39-32	1 / 41	13206
8	10/20/2013	DALLAS	W	07-01-00	6-3	8P,10,10P,65,5,12,3	65	2-5	3-4	47-36	31 / 1	14531
9	10/22/2013	@ TORONTO	L	07-02-00	2-4	13,22	81	0-4	2-3	25-23	45 / 1	19408+
10	10/24/2013	@ MONTREAL	L	07-03-00	1-4	62	14	0-3	4-6	32-25	31 / 1	21273+
11	10/25/2013	@ OTTAWA	W	08-03-00	2-1	62,15	15	0-5	3-4	28-27	31 / 41	17590
12	10/27/2013	@ COLUMBUS	W	09-03-00	4-3	15,74,65P,10	10	1-5	1-1	32-21	31 / 72	10542
13	10/29/2013	@ PHILADELPHIA	W	10-03-00	3-2	7,21,21	21	0-2	2-3	37-28	1 / 35	19615+
14	10/31/2013	@ BOSTON	O**	10-03-01	2-3	77,22	12	0-4	1-2	23-23	40 / 1	17565+
15	11/02/2013	@ BUFFALO	W	11-03-01	6-3	15,45,65,10,65,10	10	0-3	1-2	29-17	1 / 1	19070+
16	11/04/2013	@ NY RANGERS	W	12-03-01	2-1	10,21	21	0-2	3-3	25-33	31 / 30	18006+
17	11/06/2013	PHOENIX	W	13-03-01	5-2	47,15P,10,4P,7	10	2-4	3-4	29-26	1 / 41	14045
18	11/08/2013	BUFFALO	W	14-03-01	6-2	15P,4P,15,15,17,7	15	2-2	2-2	46-27	31 / 39	15577
19	11/10/2013	VANCOUVER	W	15-03-01	3-1	10,13,7	23	0-2	2-2	23-36	31 / 31	17174+
20	11/12/2013	@ FLORIDA	L	15-04-01	2-3	7,47	24	0-3	4-4	34-25	30 / 31	13354
21	11/14/2013	@ TAMPA BAY	L	15-05-01	1-5	65	26	0-3	0-2	25-30	30 / 1	17763
22	11/15/2013	@ CAROLINA	O**	15-05-02	2-3	10,17P	58	1-3	2-3	30-23	35 / 35	14802
23	11/18/2013	@ PITTSBURGH	L	15-06-02	1-3	15	16	0-1	3-3	28-27	29 / 35	18614+
24	11/20/2013	NEW JERSEY	O*	15-06-03	3-4	39,13P,15P	19	2-5	2-4	25-25	30 / 1	14306
25	11/22/2013	TAMPA BAY	W*	16-06-03	1-0	15	15	0-3	6-6	42-31	1 / 30	16648
26	11/23/2013	@ PHOENIX	W	17-06-03	4-2	17P,17,10,45P	10	2-4	4-4	27-44	1 / 41	13490
27	11/26/2013	@ DALLAS	L	17-07-03	3-6	65,13,17P	16	1-2	3-3	31-33	39 / 1	15792
28	11/29/2013	CALGARY	W	18-07-03	5-2	45,10,17P,7,17	17	1-4	0-0	42-21	31 / 20	17174+
29	11/30/2013	@ SAN JOSE	O**	18-07-04	3-4	10,51,6	8	0-3	5-5	31-35	31 / 1	17562+
30	12/03/2013	LOS ANGELES	O**	18-07-05	2-3	15,10P	74	1-6	5-5	28-51	31 / 1	17294+
31	12/06/2013	@ CHICAGO	W**	19-07-05	3-2	10,15P	21	1-1	2-3	26-25	1 / 31	21586+
32	12/07/2013	@ ST. LOUIS	W	20-07-05	5-2	7,10P,15,13,28	15	1-2	5-5	23-28	31 / 41	17646
33	12/09/2013	NY ISLANDERS	W	21-07-05	5-2	11,7,45,10,10P	4	1-2	3-4	31-37	1 / 45	14830
34	12/11/2013	MINNESOTA	W	22-07-05	2-1	51,10	10	0-2	0-1	31-24	1 / 37	15252
35	12/15/2013	EDMONTON	W	23-07-05	3-2	13,8,17	17	0-2	2-2	34-25	1 / 30	16301
36	12/17/2013	@ DETROIT	W	24-07-05	5-2	33,13,10,45,11	10	0-3	2-2	30-18	1 / 50	20066+
37	12/20/2013	@ NEW JERSEY	W*	25-07-05	3-2	4,22,21	21	0-4	2-3	24-21	1 / 35	15723
38	12/21/2013	@ NY ISLANDERS	W	26-07-05	5-3	15,15,22,21,15	21	0-2	1-1	31-21	31 / 20	13108
39	12/23/2013	@ WASHINGTON	W	27-07-05	3-2	7,11,47	47	0-4	4-5	29-19	1 / 31	18506+
40	12/28/2013	PHOENIX	W*	28-07-05	3-2	115,7,11	11	0-3	2-2	41-25	1 / 1	17442+
41	12/29/2013	@ SAN JOSE	L	28-08-05	1-3	62	39	0-1	2-2	31-23	31 / 31	17562+
42	12/31/2013	SAN JOSE	W	29-08-05	6-3	21,23,13P,39,15,75	39	1-3	3-5	38-36	1 / 31	17424+
43	01/03/2014	EDMONTON	W	30-08-05	5-2	21,6,6,18,7	6	0-8	3-3	37-18	1 / 30	17174+
44	01/05/2014	VANCOUVER	W*	31-08-05	4-3	11,39,13,10P	10	1-3	1-3	49-20	1 / 31	17174+
45	01/07/2014	BOSTON	W	32-08-05	5-2	22P,10P,75,13P,22	7	3-3	3-3	20-32	1 / 40	17238+
46	01/09/2014	@ NASHVILLE	W	33-08-05	4-3	15,15,10,8P	8	1-4	3-3	28-26	31 / 39	15892
47	01/11/2014	@ PHOENIX	W	34-08-05	5-3	47,45,17,15,47P	15	1-3	5-6	30-31	1 / 1	13289
48	01/12/2014	DETROIT	W	35-08-05	1-0	7	7	0-4	5-5	23-22	1 / 34	17375+
49	01/15/2014	VANCOUVER	W	36-08-05	9-1	7,8P,10,13P,13P,33P,10,8P,45P	8	6-11	2-3	44-32	31 / 31	17145
50	01/17/2014	@ CHICAGO	L	36-09-05	2-4	15,21	29	0-2	5-5	21-35	50 / 1	22064+
51	01/18/2014	@ ST. LOUIS	W	37-09-05	3-2	15,39,4P	4	1-3	3-4	21-36	31 / 1	19910+
52	01/21/2014	WINNIPEG	L	37-10-05	2-3	4P,13	9	1-4	2-2	42-21	31 / 1	15046
53	01/23/2014	LOS ANGELES	W	38-10-05	2-1	17P,62	62	1-5	4-4	21-31	31 / 32	17503+
54	01/25/2014	@ LOS ANGELES	W	39-10-05	3-0	10,39,7	10	0-3	4-4	21-36	1 / 32	54099
55	01/28/2014	MINNESOTA	L	39-11-05	2-4	17,22P	11	1-3	4-5	33-33	35 / 1	15020
56	01/30/2014	PHILADELPHIA	W	40-11-05	5-3	62,15,10,345,11	34	0-1	3-4	28-30	31 / 35	16007
57	02/01/2014	DALLAS	L	40-12-05	0-2		6	0-3	3-3	26-27	39 / 1	17174+
58	02/03/2014	COLUMBUS	L	40-13-05	2-4	22,15	71	0-2	3-5	36-33	72 / 31	14044
59	02/05/2014	CHICAGO	L	40-14-05	0-2		81	0-5	2-2	29-25	50 / 1	17446+
60	02/08/2014	@ NASHVILLE	W	41-14-05	5-2	15,10P,65,22,15	65	1-3	2-3	24-38	1 / 30	17139+
61	02/28/2014	ST. LOUIS	W	42-14-05	1-0	7	7	0-3	3-3	19-18	1 / 1	17369+
62	03/02/2014	CAROLINA	W	43-14-05	5-3	10,23,10,75,33	7	0-3	6-6	34-52	31 / 30	17174+
63	03/05/2014	MONTREAL	O**	43-14-06	3-4	18,23P,34	79	1-6	5-5	42-31	35 / 1	17174+
64	03/07/2014	PITTSBURGH	O**	43-14-07	2-3	10,10	16	0-3	2-3	31-17	29 / 1	17518+
65	03/10/2014	TORONTO	L	43-15-07	1-3	10	81	0-4	1-2	44-23	45 / 31	17229+
66	03/12/2014	@ CALGARY	L	43-16-07	2-7	7,13	13	0-2	3-4	22-25	37 / 1	19289+
67	03/14/2014	@ COLORADO	W	44-16-07	6-4	34,21,21,10,6,22	6	0-4	3-5	33-38	1 / 1	18030+
68	03/15/2014	@ LOS ANGELES	W	45-16-07	2-1	18,62	62	0-3	2-3	20-38	31 / 31	18278+
69	03/18/2014	WASHINGTON	L	45-17-07	2-3	6,22	8	0-5	1-3	45-30	41 / 1	17174+
70	03/20/2014	@ SAN JOSE	L	45-18-07	2-3	22P,8	88	1-2	2-3	18-28	31 / 31	17562+
71	03/23/2014	FLORIDA	W	46-18-07	6-2	62P,8,335,21,10,15	33	1-3	1-1	40-30	1 / 39	17281+
72	03/26/2014	@ CALGARY	W	47-18-07	3-2	13P,22,7	7	1-2	1-1	34-34	1 / 31	19289+
73	03/28/2014	@ EDMONTON	O*	47-18-08	3-4	13,62,22	21	0-4	1-1	51-23	30 / 1	16839+
74	03/29/2014	@ VANCOUVER	W	48-18-08	5-1	5,39,11,10,22P	39	1-5	3-3	21-32	31 / 31	18910+
75	03/31/2014	WINNIPEG	W*	49-18-08	5-4	13,15P,47,10,19	19	1-1	2-3	36-37	31 / 31	17174+
76	04/02/2014	EDMONTON	W	50-18-08	3-2	10,10,23	23	0-3	2-3	26-32	31 / 35	17174+
77	04/04/2014	NASHVILLE	L	50-19-08	2-5	21,34	12	0-3	4-4	29-24	35 / 1	17174+
78	04/06/2014	@ EDMONTON	L	50-20-08	2-4	33,10P	19	1-5	2-3	36-28	35 / 1	16839+
79	04/07/2014	@ VANCOUVER	W	51-20-08	3-0	345,21,39	34	0-1	3-3	23-18	36 / 31	18910+
80	04/09/2014	SAN JOSE	W	52-20-08	5-2	10,62,62,39,335	62	0-3	5-5	30-38	36 / 31	17322+
81	04/12/2014	@ LOS ANGELES	W**	53-20-08	4-3	13,77,39	77	0-4	4-4	24-30	31 / 32	18372+
82	04/13/2014	COLORADO	W*	54-20-08	3-2	62,11,13	13	0-2	1-1	36-31	36 / 35	17528+

(* = OVERTIME, ** = SHOOTOUT, + = SELLOUT)



Front Row (L-R) Jonas Hiller, Executive Vice President /COO Tim Ryan, Senior Vice President of Hockey Operations David McNab, Executive Vice President/General Manager Bob Murray, Owner Henry Samueli, Teemu Selanne, Ryan Getzlaf, Saku Koivu, Owner Susan Samueli, CEO Michael Schulman, Director of Player Personnel Rick Paterson, Head Coach Bruce Boudreau, Viktor Fasth **Second Row (L-R)** Vice President - THE RINKS Art Trottier, Vice President of Human Resources Jay Scott, Vice President/COO Anaheim Arena Management Kevin Starkey, Video Coordinator Joe Piscotty, Assistant Coach Scott Niedermayer, Andrew Cogliano, Cam Fowler, Francois Beauchemin, Bobby Ryan, Daniel Winnik, Assistant Coach Bob Woods, Assistant Coach Brad Lauer, Vice President/CMO Aaron Teas, Vice President of Finance/CFO Doug Heller, AAM Vice President of Finance Angela Wergechik **Third Row (L-R)** Assistant Equipment Manager Chris Aldrich, Equipment Manager Doug Shearer, Goaltending Consultant Pete Peeters, Kyle Palmieri, Matt Beleskey, Sheldon Souray, Corey Perry, Toni Lydman, Emerson Etem, Matthew Lombardi, Strength & Conditioning Coach Sean Skahan, Head Athletic Trainer Tim Clark, Assistant Athletic Trainer Mike Hannegan **Back Row (L-R)** Equipment Assistant Chris Kincaid, Brad Staubitz, Radek Dvorak, Luca Sbisa, David Steckel, Bryan Allen, Ben Lovejoy, Peter Holland, Nick Bonino, Massage Therapist James Parfida

POSTSEASON NOTES IN PLAYOFF SECTION

A RECORD-BREAKING SEASON:

The Anaheim Ducks won their second Pacific Division title with a 30-12-6 record for 66 points, marking their best winning percentage in club history (.688 over 2007's .671)...the 2012-13 Ducks also had the best points percentage in club history on the road with a 14-5-5 (.688) mark, also ahead of the 2007 team (.598)...the Ducks finished second in the Western Conference and third overall in the NHL, behind only Chicago and Pittsburgh...the club's third-place finish in the overall league standings was the highest in club history.

COMEBACKS:

The Ducks rallied from deficits 15 times to win a game, including a 12-10-2 record when opponents scored first...Anaheim, Pittsburgh (11-6-0) and Chicago (10-5-4) were the first NHL teams since 2009-10 to have a record over .500 in such situations...the last team prior to 2012-13 was Bruce Boudreau's Washington Capitals (16-8-6 in 2009-10)...the Ducks lost only two games in regulation when scoring the first goal (18-2-4).

HOME SWEET HOME:

Anaheim won 13 consecutive games at Honda Center from Jan. 26-Mar. 20, 2013, the longest home streak in franchise history...the consecutive wins matched the NHL's second-longest home win streak since 2009-10 (also Washington at 13

games in 2010-11 under Boudreau...Detroit had an NHL-record 23-game streak in 2011-12)...**Ryan Getzlaf's** 9-21=30 points earned at home ranked tied for third in the NHL.

HERE TO STAY:

On Mar. 8 and Mar. 18, 2013, **Ryan Getzlaf** and **Corey Perry** signed respective eight-year contract extensions through the 2020-21 season...Getzlaf led Anaheim in points, goals and assists (15-34=49), while ranking tied for 10th among NHL leaders in scoring and tied for eighth in assists...Getzlaf had a career-high 12-game scoring streak at Honda Center from Feb. 1-Mar. 20, 2013, scoring 7-15=22 points (+12)...Perry ranked second among team leaders with 36 points, led in PPG (5) and co-led in goals (15) and GWG (5)...his five GWG ranked tied for sixth in the NHL.

#8:

Teemu Selanne recorded two four-point games in 2012-13, just the third and fourth time an NHL player 42 years or older accomplished the feat...Selanne scored 1-3=4 points on Feb. 9, 2013 at St. Louis (at 42 years, 326 days) and 2-2=4 points on Jan. 19, 2013 at Vancouver, joining Gordie Howe (42 years, 326 days) with 1-3=4 points for Detroit on Feb. 20, 1971 vs. Buffalo, and Tim Horton (42 years, 3 days) with 0-4=4 points for Pittsburgh on Jan. 15, 1972 vs. Philadelphia.

2012-13 ANAHEIM DUCKS



#	Date	Team	W-L-OT	Record	GF-GA	Scorers	W Goal	PP	PK	SF-SA	W-L Gldr.	Attend.
1	01/19/2013	@ VANCOUVER	W	01-00-00	7-3	34,44P,34,10P,51,8P,8	10	3-3	2-4	26-29	1 / 35	18910+
2	01/21/2013	@ CALGARY	W	02-00-00	5-4	15,11,34,34,15	15	0-2	1-3	24-25	1 / 34	19289+
3	01/25/2013	VANCOUVER	L	02-01-00	0-5		22	0-2	6-9	30-34	35 / 1	17529+
4	01/26/2013	NASHVILLE	W**	03-01-00	3-2	9,34	10	0-4	3-3	22-21	30 / 35	17174+
5	01/29/2013	@ SAN JOSE	O**	03-01-01	2-3	23,39	26	0-4	2-2	30-18	31 / 1	17562+
6	02/01/2013	MINNESOTA	W	04-01-01	3-1	51,51,9P	51	1-2	1-1	31-27	30 / 32	13007
7	02/02/2013	LOS ANGELES	W	05-01-01	7-4	13,13,15,44P,51P,13P,8	51	3-4	2-4	25-34	1 / 45	17436+
8	02/04/2013	SAN JOSE	W	06-01-01	2-1	11,44	44	0-6	6-6	32-26	30 / 1	14324
9	02/06/2013	@ COLORADO	W	07-01-01	3-0	44,11P,23	44	1-3	1-1	20-31	30 / 1	13776
10	02/08/2013	@ DALLAS	L	07-02-01	1-3	13	14	0-3	3-5	21-28	32 / 1	18112
11	02/09/2013	@ ST. LOUIS	W**	08-02-01	6-5	9,8,7,9,11	13	0-1	0-2	23-31	30 / 1	18835
12	02/12/2013	@ CHICAGO	W**	09-02-01	3-2	15P,7	10	1-5	5-6	31-30	30 / 50	21188+
13	02/15/2013	@ DETROIT	W	10-02-01	5-2	39,10,7,9,7	7	0-3	3-4	37-28	30 / 35	20066+
14	02/16/2013	@ NASHVILLE	W**	11-02-01	3-2	39,62	10	0-2	5-5	22-34	30 / 35	17322+
15	02/18/2013	COLUMBUS	W	12-02-01	3-2	74P,15,10P	10	2-3	3-3	29-27	1 / 72	14713
16	02/24/2013	COLORADO	W*	13-02-01	4-3	10,8P,15P,10P	10	3-5	4-5	39-23	1 / 35	17174+
17	02/25/2013	@ LOS ANGELES	L	13-03-01	2-5	7,11P	26	1-3	1-2	26-25	32 / 30	18118+
18	02/27/2013	NASHVILLE	W	14-03-01	5-1	13,51,51,51P,11P	51	2-3	2-2	28-21	30 / 35	13630
19	03/01/2013	MINNESOTA	W	15-03-01	3-2	15,8,39	39	0-1	3-3	29-33	1 / 35	15264
20	03/02/2013	@ PHOENIX	O**	15-03-02	4-5	7,7,7,11P	15	1-3	0-0	35-37	41 / 30	15227
21	03/04/2013	@ PHOENIX	O**	15-03-03	4-5	39,155,10P,9	23	1-2	3-4	31-40	41 / 1	11024
22	03/06/2013	PHOENIX	W	16-03-03	2-0	10,15	10	0-1	3-3	24-18	1 / 1	13456
23	03/08/2013	CALGARY	W	17-03-03	4-0	34,9,44,15	34	0-0	2-2	24-29	30 / 34	15839
24	03/10/2013	ST. LOUIS	W	18-03-03	4-2	75,9,10P,10	10	1-7	2-3	22-31	1 / 41	17174+
25	03/12/2013	@ MINNESOTA	W	19-03-03	2-1	62,5	5	0-3	4-5	21-31	1 / 32	18808+
26	03/14/2013	@ DALLAS	W**	20-03-03	2-1	7	9	0-3	5-5	30-34	1 / 32	15775
27	03/16/2013	@ ST. LOUIS	O*	20-03-04	1-2	11	25	0-2	2-3	28-21	34 / 1	19593+
28	03/18/2013	SAN JOSE	W	21-03-04	5-3	23,74,65,155,23	15	0-1	3-3	28-35	30 / 31	14441
29	03/20/2013	CHICAGO	W	22-03-04	4-2	74,9,8,44	8	0-1	1-2	26-24	1 / 50	17610+
30	03/22/2013	DETROIT	L	22-04-04	1-5	8	13	0-3	1-2	34-23	35 / 30	17174+
31	03/24/2013	DETROIT	L	22-05-04	1-2	15P	20	1-3	4-5	34-21	35 / 1	17427+
32	03/25/2013	SAN JOSE	L	22-06-04	3-5	65,23,10	15	0-2	5-5	27-39	31 / 30	16083
33	03/27/2013	@ SAN JOSE	L	22-07-04	0-4		8	0-2	2-3	22-29	31 / 1	17562+
34	03/29/2013	@ CHICAGO	W	23-07-04	2-1	10,44	44	0-1	3-4	24-26	1 / 30	22105+
35	03/31/2013	@ COLUMBUS	O*	23-07-05	1-2	65	55	0-2	1-1	30-18	72 / 1	13185
36	04/01/2013	@ DALLAS	W	24-07-05	4-0	9P,10,39,8	9	1-2	4-4	30-26	30 / 32	13748
37	04/03/2013	DALLAS	W	25-07-05	5-2	18,8P,51,15,7	51	1-1	0-0	27-25	30 / 32	15165
38	04/05/2013	DALLAS	L	25-08-05	1-3	7	24	0-4	6-6	28-25	32 / 30	16884
39	04/07/2013	LOS ANGELES	W**	26-08-05	4-3	51,10,39P	11	1-4	1-2	22-38	30 / 45	17494+
40	04/08/2013	EDMONTON	W	27-08-05	2-1	18,18	18	0-5	3-3	38-28	1 / 40	15148
41	04/10/2013	COLORADO	L	27-09-05	1-4	8	92	0-3	1-2	22-28	35 / 1	14646
42	04/13/2013	@ LOS ANGELES	L	27-10-05	1-2	155	10	0-1	5-6	20-18	32 / 30	18473+
43	04/17/2013	COLUMBUS	O*	27-10-06	2-3	45P,20	51	1-3	3-3	28-28	72 / 30	15074
44	04/19/2013	@ CALGARY	L	27-11-06	1-3	10	16	0-2	3-3	33-31	34 / 1	19289+
45	04/21/2013	@ EDMONTON	W	28-11-06	3-1	4P,51,10	51	1-5	4-4	30-28	1 / 40	16839+
46	04/22/2013	@ EDMONTON	W	29-11-06	3-0	15P,18,45	15	1-3	3-3	28-24	30 / 35	16839+
47	04/25/2013	@ VANCOUVER	W	30-11-06	3-1	39P,25,75	25	1-3	3-4	30-29	1 / 1	18910+
48	04/27/2013	PHOENIX	L	30-12-06	3-5	8,23P,9	17	1-4	2-2	46-31	1 / 30	17442+

(* = OVERTIME, ** = SHOOTOUT, + = SELLOUT)



Front Row (L-R) Jonas Hiller, Executive Vice President/COO Tim Ryan, Senior Vice President of Hockey Operations David McNab, Executive Vice President/General Manager Bob Murray, Owner Henry Samueli, Teemu Selanne, Ryan Getzlaf, Saku Koivu, Owner Susan Samueli, CEO Michael Schulman, Head Coach Bruce Boudreau, Dan Ellis, Jeff Deslauriers. **Second Row (L-R)** Vice President - The Rinks Art Trottier, Vice President of Human Resources Jay Scott, AAM Vice President of Operations Kevin Starkey, Director of Player Personnel Rick Paterson, Video Coordinator Joe Piscotty, Francois Beauchemin, Jason Blake, Lubomir Visnovsky, Andrew Coglian, Assistant Coach Bob Woods, Assistant Coach Brad Lauer, Vice President of Multi-Media and Community Development Aaron Teats, Vice President of Finance/CFO Doug Heller, AAM Vice President of Finance Angela Wergechik. **Third Row (L-R)** Assistant Equipment Manager Chris Aldrich, Equipment Manager Doug Shearer, Goaltending Consultant Pete Peeters, Niklas Hagman, Bobby Ryan, Corey Perry, Toni Lydman, Sheldon Brookbank, Cam Fowler, Strength & Conditioning Coach Sean Skahan, Head Athletic Trainer Tim Clark, Assistant Athletic Trainer Rick Burnill. **Back Row (L-R)** Equipment Assistant Chris Kincaid, Kyle Palmieri, Devante Smith-Pelly, Nate Guenin, George Parros, Luca Sbisa, Nick Bonino, Matt Beleskey, Rod Pelley, Massage Therapist James Partida.

2011-12:

The Anaheim Ducks finished the 2011-12 season with a 34-36-12 mark for 80 points...the club had the fifth-best record in the Western Conference with 54 points (24-15-6) from Jan. 1 to the end of the season...the club went 14-6-1 in its last 21 contests played at Honda Center (.690 win percentage)...over the last 44 games overall, Anaheim went 24-14-6...from the start of 2012, Corey Perry ranked fourth in goals with 23 (PIT's Malkin had 35, TB's Stamkos had 34 and NJ's Kovalchuk had 24)...in addition, Jonas Hiller co-led the league in starts and appearances (41), and ranked sixth in wins (20) and GAA (2.11).

BREAKING RECORDS

Teemu Selanne (41 years old) completed his 20th NHL season and 13th with the Ducks, scoring 26-40=66 points in 82 games...his 26 goals made him the second-oldest player in NHL history to have 26+ goals in a single season...Selanne joined Gordie Howe as the oldest two players to have at least 60 points in one season...in addition, Selanne's 17, 20+goal seasons tied for the fifth-most in NHL history (many players)...his 82 games played made him the oldest player in NHL history (41 yrs, 279 days) to have appeared in all 82 games in a single season...only Nicklas Lidstrom (40 yrs, 347 days in 2010-11), Dave Andreychuk (40 yrs, 187 days in 2003-04), Mark Messier (40 yrs, 79 days in 2000-01) and Ron Francis (40 yrs, 36 days in 2002-03) appeared in all 82 games above the age 40.

BOUDREAU TAKES THE REINS

Bruce Boudreau was named the eighth head coach of the Anaheim Ducks on Nov. 30...the Ducks were 27-23-8 under his leadership...he finished the 2011-12 season with a 228-111-48 record in 387 career NHL games with both Anaheim and Washington for a .651 win percentage.

ANOTHER BIG YEAR

Corey Perry led the Ducks with 37 goals, leading all Western Conference players and ranking tied for sixth in the NHL...the 2010-11 Hart Trophy Winner had 15 goals in his last 32 games (post All-Star break)...Perry also ranked tied for third in the NHL in PPG (14).

MORE SELANNE

Teemu Selanne surpassed Luc Robitaille on Mar. 25 vs. Boston for sole possession of fourth in all-time PPG at 248...in addition, his GWG on Mar. 14 vs. Detroit accounted for his 1,400th career point, as he became just the third European-born player to reach the milestone (Jaromir Jagr 1,653 and Stan Mikita, 1,467)...on Mar. 12, Selanne's goal moved him past childhood idol and fellow Finn Jari Kurri (1,398 career points) for sole possession of 19th in all-time points (second among active players behind Jagr)...at the close of the season, Selanne ranked 12th on the NHL's all-time goal scoring list (second among active players behind Jagr), 42nd in assists (fourth among active players) and sixth in career GWG (second among active players behind Jagr).

2011-12 ANAHEIM DUCKS



#	Date	Team	W-L-OT	Record	GF-GA	Scorers	W Goal	PP	PK	SF-SA	W-L Gldr.	Attend.
1	10/07/2011	@ BUFFALO	L	00-01-00	1-4	34	23	0-5	2-4	30-25	30 / 1	13349
2	10/08/2011	NY RANGERS	W**	01-01-00	2-1	7	9	0-6	7-7	28-15	1 / 30	13800
3	10/14/2011	SAN JOSE	W	02-01-00	1-0	49	0	0-2	4-4	23-31	1 / 1	17243+
4	10/16/2011	ST. LOUIS	W	03-01-00	4-2	9,23,10P,9	10	1-4	4-4	23-30	1 / 41	14555
5	10/17/2011	@ SAN JOSE	W	04-01-00	3-2	8P,8,10	10	1-3	5-6	22-43	38 / 31	17562+
6	10/21/2011	DALLAS	L	04-02-00	1-3	10P	63	1-5	1-1	36-19	32 / 1	12919
7	10/23/2011	PHOENIX	L	04-03-00	4-3	17,15,6,15	3	0-4	3-3	33-35	41 / 1	13240
8	10/25/2011	@ CHICAGO	O**	04-03-01	2-3	15P,8	88	1-6	3-3	31-35	50 / 1	21247+
9	10/27/2011	@ MINNESOTA	L	05-03-01	3-2	10P,9,15P	15	2-6	3-5	16-25	1 / 32	15723
10	10/29/2011	@ NASHVILLE	L	05-04-01	0-3		27	0-1	5-6	20-29	35 / 1	16395
11	10/30/2011	@ COLUMBUS	L	05-05-01	1-3	9	19	0-3	2-3	20-21	1 / 38	16022
12	11/01/2011	@ WASHINGTON	O*	05-05-02	4-5	11,8,8,10P	19	1-1	3-3	15-40	29 / 1	18506+
13	11/03/2011	@ NY RANGERS	O**	05-05-03	1-2	9	10	0-2	4-4	28-25	30 / 1	18200+
14	11/05/2011	@ DETROIT	L	05-06-03	0-5		55	0-5	3-4	22-50	35 / 1	20066+
15	11/09/2011	NASHVILLE	L	05-07-03	2-4	77,23	10	0-5	3-3	33-32	35 / 1	13529
16	11/11/2011	VANCOUVER	W	06-07-03	4-3	11,7P,10P,7,4	0	2-5	4-5	21-41	1 / 1	17339+
17	11/13/2011	MINNESOTA	L	06-08-03	2-3	4,4	46	0-3	4-4	34-26	32 / 1	13803
18	11/16/2011	@ LOS ANGELES	O**	06-08-04	1-2	8P	14	1-4	5-6	24-37	32 / 1	18118+
19	11/17/2011	LOS ANGELES	L	06-09-04	3-5	7,10P,7	11	1-4	3-4	38-36	32 / 38	15412
20	11/20/2011	DETROIT	L	06-10-04	2-4	11,8P	23	1-5	6-6	34-30	35 / 1	17229+
21	11/23/2011	@ PHOENIX	L	06-11-04	2-4	11,10	17	0-2	7-8	21-29	41 / 1	9124
22	11/25/2011	CHICAGO	L	06-12-04	5-6	9,7,8P,10	19	1-3	5-7	28-42	50 / 38	17174+
23	11/27/2011	TORONTO	L	06-13-04	2-5	23P,10	46	1-2	3-4	28-28	50 / 1	13685
24	11/30/2011	MONTREAL	W	07-13-04	4-1	15,77P,10P,12	77	2-7	7-7	27-20	1 / 30	13237
25	12/01/2011	PHILADELPHIA	O*	07-14-03	3-4	7P,8,41	28	1-3	6-9	22-47	30 / 1	15975
26	12/04/2011	MINNESOTA	L	07-14-05	3-5	15P,11,4	25	1-3	2-3	27-36	37 / 1	14002
27	12/06/2011	LOS ANGELES	W	08-14-05	3-2	9,10,9	9	0-2	2-2	27-39	1 / 32	14419
28	12/08/2011	@ ST. LOUIS	L	08-15-05	2-4	9,77	74	0-2	1-1	23-24	41 / 1	18596
29	12/10/2011	@ NASHVILLE	L	08-16-05	2-3	41,23	22	0-2	3-4	17-28	35 / 38	17113+
30	12/14/2011	PHOENIX	W	09-16-05	4-1	14,12P,12,51	12	1-4	2-3	28-20	1 / 41	13428
31	12/16/2011	@ CHICAGO	L	09-17-05	1-4	8	81	0-3	2-3	25-24	30 / 1	21528+3
32	12/17/2011	@ WINNIPEG	L	09-18-05	3-5	12,10,10P	16	1-4	1-2	36-31	50 / 38	15004+3
33	12/19/2011	@ DALLAS	L	09-19-05	3-5	8P,17P,63	73	2-3	3-5	28-33	31 / 1	13720
34	12/22/2011	@ LOS ANGELES	O**	09-19-06	2-3	12,17	23	0-3	4-4	22-34	32 / 1	18118+
35	12/26/2011	@ SAN JOSE	W	10-19-06	3-2	5,9,7	7	0-2	2-2	23-38	1 / 31	17562+
36	12/29/2011	VANCOUVER	L	10-20-06	2-5	9,63	21	0-6	1-1	32-31	35 / 1	17544+
37	12/31/2011	COLORADO	L	10-21-06	2-4	17,9	17	0-2	1-2	20-26	35 / 1	15119
38	01/04/2012	SAN JOSE	L	10-22-06	1-3	10	78	0-4	4-4	27-36	31 / 1	14596
39	01/06/2012	NY ISLANDERS	W	11-22-06	4-2	9,9,5,15,8	10	0-2	3-3	20-21	1 / 20	13892
40	01/08/2012	COLUMBUS	W	12-22-06	7-4	7,10,8P,11,10P,8,10	15	2-5	2-3	27-18	0 / 30	13053
41	01/10/2012	DALLAS	W	13-22-06	5-2	11,5,11,3P,11	11	0-3	3-3	26-28	43 / 32	12152
42	01/12/2012	@ CALGARY	O*	13-22-07	0-1		19	0-1	2-2	23-19	34 / 1	19289+
43	01/13/2012	@ EDMONTON	W	14-22-07	5-0	33,8P,9,10,10P	33	2-3	2-2	28-33	1 / 35	16839+
44	01/15/2012	@ VANCOUVER	W	15-22-07	4-2	63,9,33,33P	33	1-3	2-3	34-23	1 / 1	18890+
45	01/18/2012	PHOENIX	W	16-22-07	6-2	12,23P,23,33,3P,10S	23	1-1	4-4	21-27	1 / 41	12281
46	01/21/2012	OTTAWA	W	17-22-07	2-1	10,17	17	0-3	2-2	29-32	1 / 41	15500
47	01/22/2012	COLORADO	W	18-22-07	3-2	95,15P,9	9	1-3	3-4	18-45	1 / 35	14004
48	01/24/2012	@ DALLAS	L	18-23-07	0-1		33	0-2	0-0	27-16	32 / 1	12141
49	01/31/2012	@ PHOENIX	W	19-23-07	4-1	7,7,7,8P	7	1-3	3-3	30-26	1 / 41	10579
50	02/01/2012	DALLAS	L	19-24-07	2-6	39,5	14	0-4	2-3	35-26	32 / 1	12701
51	02/03/2012	COLUMBUS	O*	19-24-08	2-3	8,8P	16	1-5	3-4	35-21	30 / 1	13358
52	02/06/2012	CALGARY	W**	20-24-08	3-2	9,39	12	0-5	3-4	33-26	1 / 34	12096
53	02/08/2012	CAROLINA	W*	21-24-08	3-2	63,11,10	10	0-1	2-2	34-33	1 / 30	12675
54	02/10/2012	@ DETROIT	O**	21-24-09	1-2	16	44	0-7	6-6	30-24	31 / 1	20066+
55	02/12/2012	@ COLUMBUS	W	22-24-09	5-3	10,10P,33,9P,10P	9	3-4	3-5	35-27	1 / 1	14033
56	02/14/2012	@ MINNESOTA	W	23-24-09	2-1	12,10	10	0-4	2-3	25-18	1 / 37	17552
57	02/15/2012	@ PITTSBURGH	W	24-24-09	2-1	10,8	8	0-3	1-1	29-26	1 / 29	18482+
58	02/17/2012	@ NEW JERSEY	O**	24-24-10	2-3	10,21	26	0-3	1-1	38-27	30 / 1	15312
59	02/19/2012	@ FLORIDA	W	25-24-10	2-0	8,12	8	0-2	4-4	27-31	1 / 60	15945
60	02/21/2012	@ TAMPA BAY	L	25-25-10	2-3	11,9	16	0-2	1-2	30-16	32 / 1	18309
61	02/23/2012	@ CAROLINA	W**	26-25-10	3-2	5,10P	11	1-5	1-2	37-32	1 / 35	16564
62	02/26/2012	CHICAGO	W	27-25-10	3-1	7,21,8P	21	1-3	2-3	38-19	1 / 30	17601+
63	02/27/2012	@ COLORADO	L	27-26-10	1-4	9P	37	1-3	1-1	28-23	1 / 1	15133
64	02/29/2012	BUFFALO	L	27-27-10	0-2		9	0-2	4-5	43-24	30 / 1	14972
65	03/02/2012	CALGARY	W	28-27-10	3-2	9,10,15	15	0-4	4-5	38-29	1 / 37	16431
66	03/03/2012	@ LOS ANGELES	L	28-28-10	2-4	21,77	77	0-4	2-4	31-20	32 / 1	18301+
67	03/05/2012	EDMONTON	W	29-28-10	4-2	33P,9,10,10	10	1-2	0-1	30-36	1 / 35	13596
68	03/08/2012	@ ST. LOUIS	L	29-29-10	1-3	10	21	0-3	2-4	25-27	41 / 1	19150+
69	03/10/2012	@ DALLAS	L	29-30-10	0-2		10	0-4	4-5	21-23	32 / 1	18228
70	03/12/2012	@ COLORADO	O*	29-30-11	2-3	23,8P	92	1-1	1-1	40-33	1 / 1	15045
71	03/14/2012	DETROIT	W	30-30-11	4-0	8,51,9,51	8	0-2	3-3	24-23	1 / 31	16331
72	03/16/2012	LOS ANGELES	L	30-31-11	2-4	4P,5	14	1-3	3-3	20-43	32 / 1	17367+
73	03/18/2012	NASHVILLE	L	30-32-11	1-3	77S	12	0-1	3-4	31-27	39 / 1	14978
74	03/19/2012	@ SAN JOSE	W	31-32-11	5-3	9,23P,10,34,51	34	1-2	2-3	40-30	43 / 31	17562+
75	03/21/2012	ST. LOUIS	W	32-32-11	4-3	4P,63,77,33	33	1-4	2-2	22-38	1 / 41	14494
76	03/25/2012	BOSTON	L	32-33-11	2-3	8P,17	12	1-3	2-2	27-25	1 / 1	17395+
77	03/28/2012	SAN JOSE	W	33-33-11	3-1	9,8,10	8	0-0	1-1	27-29	1 / 31	14780
78	03/31/2012	@ PHOENIX	L	33-34-11	0-4		23	0-6	1-4	44-29	41 / 43	15856
79	04/01/2012	EDMONTON	L	33-35-11	1-2	8	56	0-5	1-1	33-15	40 / 1	17266+
80	04/03/2012	@ VANCOUVER	O**	33-35-12	4-5	15,10P,14,77	23	1-3	5-5	24-39	35 / 1	18890+
81	04/05/2012	@ EDMONTON	W*	34-35-12	3-2	7,9,15	15	0-1	1-1	17-26	43 / 40	16839+
82	04/07/2012	@ CALGARY	L	34-36-12	2-5	9P,9	33	1-5	3-3	25-23	35 / 1	19289+

(* = OVERTIME, ** = SHOOTOUT, + = SELLOUT)



Front row (L-R): Jonas Hiller, Executive Vice President/COO Tim Ryan, Senior Vice President of Hockey Operations David McNab, Executive Vice President/General Manager Bob Murray, Owner Henry Samueli, Teemu Selanne, Ryan Getzlaf, Saku Koivu, Owner Susan Samueli, CEO Michael Schulman, Head Coach Randy Carlyle, Dan Ellis, Ray Emery **Second row:** Vice President - THE RINKS Art Trostler, Vice President of Human Resources Jay Scott, AAM Vice President of Operations Kevin Starkey, Video Coordinator Joe Trota, Goaltending Consultant Pete Peeters, Francois Beauchemin, Jason Blake, Todd Marchant, Lubomir Visnovsky, Assistant Coach Mike Foligno, Assistant Coach Dave Farris, Vice President of Multi-Media and Community Development Aaron Teets, General Counsel Bernard Schneider, Vice President of Finance/CFO Doug Heller, AAM Vice President of Finance Angela Wergeduk **Third row:** Assistant Equipment Manager Chris Aldrich, Equipment Manager Doug Shearer, Brandon McMillan, Bobby Ryan, Andreas Lilja, Corey Perry, Toni Lydman, Dan Sexton, Strength & Conditioning Coach Sean Skahan, Head Athletic Trainer Tim Clark, Assistant Athletic Trainer Rick Burrill **Back row:** Equipment Assistant Chris Kinciad, Cam Fowler, Kyle Chipchura, Brad Winchester, George Parros, Andy Sutton, Luca Sbisa, Jarkko Ruutu, Sheldon Brookbank, Massage Therapist James Partida

THE 2010-11 REGULAR SEASON

The Ducks finished the regular season with a record of 47-30-5 for 99 points, ranking second in the Pacific Division and fourth in the Western Conference...the club's 47 wins were tied for the second-most in franchise history (48 in 2006-07 and 47 in 2007-08).

ANOTHER STRONG FINISH

With 20 games left, the Ducks were 32-25-5 with 69 points and ranked 11th in the Western Conference...the Ducks went 15-5-0 over the last 20 games, climbing to fourth in the West...during that stretch, **Corey Perry** led the NHL in goals and points (19-12=31 with a +12)...the Ducks also won their last two games, 10 of their last 13 (10-3-0), and went 29-13-1 over the last 43 contests.

PERRY WINS THE HART

Corey Perry won the 2010-11 Hart Memorial Trophy as "the player adjudged to be the most valuable to his team"...Perry was the first player from a Southern California team to win the Hart Trophy since Hall-of-Famer Wayne Gretzky earned the honor with Los Angeles in 1989...Perry was also just the third player from a California team to win the Hart, joining Gretzky and San Jose's Joe Thornton (2006)...his 50 goals also won him the Maurice "Rocket" Richard Trophy as the league's top goal scorer...he tied for the league lead in GWG (11, also Ovechkin), finished third in points (98), and tied for fifth in PPG (14) and SHG (4)

MORE PERRY

Perry's 50 goals were the most by a Ducks player since Teemu Selanne scored 52 during the 1997-98 season...he became the third player in franchise history to reach the 50-goal mark and the first in the Western Conference to score 50-or-more since Calgary's Jarome Iginla in 2007-08 (50)...Perry established numerous franchise records in 2010-11, including game-winning goals, third-period goals, and shorthanded goals.

BETTER WITH AGE

Teemu Selanne (40 years old in 2010-11) recorded 31-49=80 points in 73 games...25 of Selanne's 31 goals came in a tied game or a one-goal contest...he was one of 15 NHL players to average over one point-per-game (eighth with 1.10)...the second-oldest player on that list was Tampa Bay's Martin St. Louis (35 yrs.) who averaged 1.21 points-per-game...Selanne ranked third in the NHL with 16 PPG and tied for eighth in overall scoring...only two players in NHL history age 40+ have recorded more points: (Gordie Howe (DET), 1968-98, 103 pts., 40 yrs, 276 days; Johnny Bucyk (BOS), 1975-76, 83 pts., 40 yrs, 234 days...on Mar. 28 vs. Colorado, he became the first player in history age 40+ to record three goals and five points (3-2=5) in a single game and the fourth-oldest player in NHL history to record a 3+ goal game (also Howe, Bucyk & Lidstrom).

VISNOVSKY LEADS THE PACK

Lubomir Visnovsky led NHL defensemen in scoring (68), assists (50) and points-per-game (.84), and ranked second in goals (18).

HILLER SHINES BEFORE SEASON CUT SHORT

Jonas Hiller went 26-16-5 with five shutouts, a 2.56 GAA and .924 SV% before having his season cut short due to vertigo symptoms...he made only three appearances following the All-Star break, missing a total of 27 games during the second half of the season...Hiller finished tied for fifth among NHL goaltenders in SV% (.924)...he was named to the NHL 2010-11 All-Star team, the lone goaltender to represent the Western Conference...he was the second Swiss-born player to appear in an NHL All-Star Game (also Mark Streit in 2009).

2010-11 GAME-BY-GAME



#	Date	Team	W-L-OT	Record	GF-GA	Scorers	W Goal	PP	PK	SF-SA	W-L Gldr.	Attend.
1	10/08/2010	@ DETROIT	L	00-01-00	0-4		93	0-1	6-6	21-43	35 / 1	20066+
2	10/09/2010	@ NASHVILLE	L	00-02-00	1-4	11	26	0-3	6-7	37-49	35 / 1	17113+
3	10/11/2010	@ ST. LOUIS	L	00-03-00	1-5	11P	10	1-4	8-9	14-53	41 / 1	19150+
4	10/13/2010	VANCOUVER	W	01-03-00	4-3	15P,8P,10	9	2-5	1-3	32-39	1 / 1	17174+
5	10/15/2010	ATLANTA	O**	01-03-01	4-5	10P,32,8P,15P	34	3-7	1-4	41-33	50 / 1	31213
6	10/17/2010	PHOENIX	W	02-03-01	3-2	54,32,10	10	0-3	2-2	35-38	1 / 1	13574
7	10/20/2010	@ COLUMBUS	L	02-04-01	1-3	8	61	0-5	3-3	32-22	1 / 1	9802
8	10/21/2010	@ PHILADELPHIA	W	03-04-01	3-2	17,33,15	15	0-4	5-5	22-42	31 / 35	19012
9	10/23/2010	@ DETROIT	L	03-05-01	4-5	9,20,26,8	13	0-1	2-3	25-41	35 / 31	19401
10	10/26/2010	@ DALLAS	W	04-05-01	5-2	9,9,16,8P,10	16	1-3	4-5	26-37	1 / 32	12378
11	10/29/2010	NEW JERSEY	L	04-06-01	1-2	33P	26	1-3	4-4	28-27	30 / 1	14724
12	10/30/2010	@ SAN JOSE	L	04-07-01	2-5	15P,10P	15	2-3	4-6	24-41	30 / 31	17562+
13	11/03/2010	TAMPA BAY	W*	05-07-01	3-2	8P,51,15	15	1-5	3-4	30-34	1 / 38	13034
14	11/05/2010	PITTSBURGH	W	06-07-01	3-2	9,15,11	11	0-2	3-4	19-32	1 / 29	17174+
15	11/07/2010	NASHVILLE	W	07-07-01	5-4	8,11,17,11P,23	22	1-3	4-4	37-24	1 / 39	13520
16	11/09/2010	@ SAN JOSE	W*	08-07-01	3-2	33,10,17	17	0-2	4-4	20-41	1 / 30	17562+
17	11/10/2010	NY ISLANDERS	W	09-07-01	1-0	11	11	0-2	6-6	14-27	31 / 35	14393
18	11/12/2010	DALLAS	W	10-07-01	4-2	11,15,9P,9	9	1-3	2-2	37-29	1 / 32	13831
19	11/14/2010	@ CHICAGO	O*	10-07-02	2-3	10,10	25	0-2	2-4	26-43	50 / 1	21244+
20	11/16/2010	@ DALLAS	L	10-08-02	1-2	10P	91	1-6	4-5	27-26	32 / 1	13443
21	11/17/2010	@ MINNESOTA	O*	10-08-03	1-2	8P	20	1-1	1-1	28-27	32 / 31	16890
22	11/19/2010	COLUMBUS	L	10-09-03	3-4	11P,95,10	22	1-4	2-3	50-29	1 / 1	13667
23	11/21/2010	EDMONTON	L	10-10-03	2-4	9P,11	83	1-5	3-3	40-25	40 / 1	14267
24	11/26/2010	CHICAGO	L	10-11-03	1-4	42P	10	1-5	2-2	27-34	50 / 1	16146
25	11/27/2010	@ PHOENIX	W	11-11-03	6-4	33,9,9,64,10,9	10	0-3	5-6	25-34	1 / 30	12708
26	11/29/2010	LOS ANGELES	W	12-11-03	5-0	4P,33	4	1-2	3-3	19-27	1 / 32	17174+
27	12/01/2010	FLORIDA	W	13-11-03	2-3	16,15,16,10,9	10	0-1	0-2	29-32	1 / 29	12504
28	12/03/2010	DETROIT	L	13-12-03	0-4		93	0-3	1-1	41-29	35 / 1	15173
29	12/05/2010	PHOENIX	L	13-13-03	0-3		14	0-3	5-6	26-39	30 / 1	14062
30	12/07/2010	@ EDMONTON	W**	14-13-03	3-2	11,8	4	0-3	2-3	32-36	1 / 35	16839+
31	12/08/2010	@ VANCOUVER	O**	14-13-04	4-5	10P,19,8P,4	10	2-4	5-7	20-40	1 / 1	18860+
32	12/10/2010	CALGARY	W**	15-13-04	3-2	17,42	10	0-5	5-6	25-39	1 / 35	13775
33	12/12/2010	MINNESOTA	W	16-13-04	6-2	10,15,15P,10P,9,10P	15	2-6	3-4	36-22	1 / 32	14338
34	12/15/2010	@ WASHINGTON	W*	17-13-04	2-1	19P,15	15	1-2	2-2	24-32	1 / 1	18398+
35	12/16/2010	@ NY ISLANDERS	L	17-14-04	2-3	19P,33	26	1-5	2-3	32-29	39 / 31	7659
36	12/18/2010	@ CAROLINA	L	17-15-04	2-4	15,15P	12	1-7	1-3	45-32	30 / 1	16603
37	12/20/2010	@ BOSTON	W	18-15-04	3-0	64,17,10S	64	0-1	2-2	25-45	1 / 30	17565+
38	12/21/2010	@ BUFFALO	L	18-16-04	2-5	10P,10P	63	2-4	3-5	23-42	30 / 31	18690+
39	12/26/2010	@ LOS ANGELES	L	18-17-04	1-4	39	11	0-2	3-4	19-30	45 / 1	18313+
40	12/28/2010	@ PHOENIX	W	19-17-04	3-1	5,19,10	19	0-3	5-6	24-32	1 / 30	14032
41	12/31/2010	PHILADELPHIA	W	20-17-04	5-2	33,17,33P,9,17	33	1-2	2-2	27-37	1 / 35	17103
42	01/02/2011	CHICAGO	W	21-17-04	2-1	3,10	10	0-3	2-2	18-40	1 / 50	16004
43	01/05/2011	NASHVILLE	L	21-18-04	1-4	11	27	0-4	2-2	41-24	35 / 1	12216
44	01/07/2011	COLUMBUS	W	22-18-04	6-0	8P,8P,39,9,9P,64S	8	3-4	3-3	29-27	1 / 1	12815
45	01/09/2011	SAN JOSE	W	23-18-04	1-0	9	9	0-2	3-3	28-37	1 / 31	16172
46	01/12/2011	ST. LOUIS	W	24-18-04	7-4	9P,33,9,9,10,17P,64P	10	3-4	4-5	24-34	1 / 29	12499
47	01/15/2011	@ PHOENIX	L	24-19-04	2-6	39,10P	14	1-3	5-5	28-34	30 / 1	10951
48	01/16/2011	EDMONTON	W	25-19-04	3-2	5P,8,8P	8	2-5	5-5	28-28	31 / 35	15764
49	01/18/2011	@ OTTAWA	W**	26-19-04	2-1	10	9	0-0	2-2	27-40	1 / 30	19515+
50	01/20/2011	@ TORONTO	L	26-20-04	2-5	42,64	42	0-2	2-2	28-37	35 / 1	19399+
51	01/22/2011	@ MONTREAL	W**	27-20-04	4-3	4P,9,10P	9	2-4	4-6	26-40	1 / 31	21273+
52	01/25/2011	@ COLUMBUS	W	28-20-04	3-2	8P,4P,33	33	2-3	3-5	22-37	1 / 1	11700
53	02/02/2011	SAN JOSE	L	28-21-04	3-4	19,4P,9	29	1-5	1-2	30-28	31 / 31	14486
54	02/05/2011	@ COLORADO	W	29-21-04	3-0	10P,10,10	10	1-6	3-3	29-25	31 / 31	16785
55	02/09/2011	@ VANCOUVER	W	30-21-04	4-3	33,64,9,9	9	0-2	0-1	24-38	31 / 35	18860+
56	02/11/2011	@ CALGARY	W*	31-21-04	5-4	11,11,64S,8P,4	4	1-1	3-3	30-25	31 / 34	19289+
57	02/13/2011	@ EDMONTON	W	32-21-04	4-0	8,64,9,9	8	0-4	2-2	22-12	1 / 40	16839+
58	02/16/2011	WASHINGTON	L	32-22-04	6-7	15P,8,32,10S,17,9	28	1-2	2-2	21-31	30 / 31	15579
59	02/18/2011	@ MINNESOTA	L	32-23-04	1-5	10	7	0-5	2-4	30-26	32 / 31	18967+
60	02/19/2011	@ ST. LOUIS	L	32-24-04	3-9	37,8,15	10	0-4	2-5	25-23	30 / 31	19150+
61	02/23/2011	LOS ANGELES	L	32-25-04	2-3	8,10	33	0-1	0-0	27-18	32 / 31	17174+
62	02/25/2011	MINNESOTA	O*	32-25-05	2-3	9,23	96	0-5	4-4	48-31	60 / 38	13617
63	02/27/2011	COLORADO	W	33-25-05	3-2	15,22,64P	64	1-5	1-1	32-24	38 / 31	14510
64	03/02/2011	DETROIT	W*	34-25-05	2-1	33,9	9	0-4	8-9	28-29	38 / 35	15098
65	03/04/2011	DALLAS	W*	35-25-05	4-3	17,17P,8,17P	17	2-3	2-3	29-26	38 / 32	12883
66	03/06/2011	VANCOUVER	L	35-26-05	0-3		27	0-4	2-3	26-16	35 / 38	16356
67	03/09/2011	NY RANGERS	W	36-26-05	5-2	10,17,17,9,10	17	0-3	2-3	33-32	38 / 30	14251
68	03/11/2011	@ COLORADO	W	37-26-05	6-2	11,15P,10,42,9,19	10	1-4	4-4	33-26	38 / 30	16244
69	03/13/2011	PHOENIX	L	37-27-05	2-5	10,10P	28	1-5	2-2	38-31	30 / 38	14326
70	03/16/2011	ST. LOUIS	W	38-27-05	2-1	33,33	33	0-3	1-2	24-31	29 / 41	12604
71	03/19/2011	@ LOS ANGELES	W*	39-27-05	2-1	64,10	10	0-3	6-6	25-32	29 / 32	18118+
72	03/20/2011	CALGARY	W*	40-27-05	5-4	15,10P,23,8P,10	10	2-3	3-4	33-41	38 / 35	15177
73	03/23/2011	@ DALLAS	W*	41-27-05	4-3	17P,10,8,4	4	1-3	2-3	26-26	29 / 32	16021
74	03/24/2011	@ NASHVILLE	L	41-28-05	4-5	10,8P,8P,10	11	2-6	3-3	38-28	35 / 38	17113+
75	03/26/2011	@ CHICAGO	W	42-28-05	2-1	10,10	10	0-2	2-2	25-28	29 / 50	22115+
76	03/28/2011	COLORADO	W	43-28-05	5-4	8,33,8,4P,8P	8	2-4	1-2	42-35	29 / 30	14336
77	03/30/2011	@ CALGARY	W	44-28-05	4-2	9P,10P,17,10	17	2-6	6-7	22-25	29 / 34	19289+
78	04/02/2011	@ SAN JOSE	L	44-29-05	2-4	9,17P	16	1-4	0-1	22-33	31 / 29	17562+
79	04/03/2011	DALLAS	L	44-30-05	3-4	15,17,10S	63	0-3	5-6	27-31	32 / 29	16424
80	04/06/2011	SAN JOSE	W	45-30-05	6-2	10,4P,10,10P,8P,33P	10	4-6	4-4	34-38	29 / 30	15649
81	04/08/2011	LOS ANGELES	W	46-30-05	2-1	8,8	8	0-2	3-3	28-24	38 / 32	17587+
82	04/10/2011	@ LOS ANGELES	W	47-30-05	3-1	64,11P,23P	11	2-4	6-7	20-44	38 / 32	18203+

(* = OVERTIME, ** = SHOOTOUT, + = SELLOUT)



FRONT ROW (L-R): Jonas Hiller, Executive Vice President/COO Tim Ryan, Senior Vice President of Hockey Operations David McNab, Executive Vice President/General Manager Bob Murray, Owner Henry Samueli, Saku Koivu, Scott Niedermayer, Ryan Getzlaf, Owner Susan Samueli, CEO Michael Schulman, Head Coach Randy Carlyle, Senior Vice President/CMO Bob Wagner, Curtis McElhinney **SECOND ROW:** Assistant Coach Newell Brown, Assistant Coach Dave Farihi, Vice President of Human Resources Jay Scott, Vice President of Operations Kevin Starkey, Lubomir Visnovsky, Teemu Selanne, Todd Marchant, Jason Blake, Vice President of Finance Doug Heller, Anaheim Arena Management Vice President of Finance Angela Wiergechik, Goaltending Consultant Pete Peeters, Video Coordinator Joe Trotta **THIRD ROW:** Assistant Equipment Manager Chris Aldrich, Equipment Manager Doug Shearer, James Wisniewski, Sheldon Brookbank, Aaron Ward, Bobby Ryan, Matt Beleskey, Mike Brown, Dan Sexton, Strength & Conditioning Coach Sean Skahan, Head Athletic Trainer Tim Clark, Assistant Athletic Trainer Meaghan Beaudoin **BACK ROW:** Equipment Assistant Chris Kincaid, Steve Eminger, Ryan Carter, Troy Bodie, George Parros, Corey Perry, Kyle Chipchura, Joffrey Lupul, Brett Esterling, Massage Therapist James Partida

THE SEASON:

The Ducks finished the season with a 39-32-11 record for 89 points (11th in Western Conference)...the club went 23-14-4 for 50 points in the second half of the season (41 games), which equaled the eighth-best record in the league...Anaheim also finished with points in eight of the last nine games (5-1-3) and went 9-3-3 over the last 15 contests...the Ducks concluded the 2009-10 season with a 6-0-2 record in the last eight games at Honda Center and were 17-3-3 in the last 23 contests at home.

BY THE NUMBERS:

Right wing **Corey Perry** led the club in scoring with a career-high 27-49=76 points and was the only player to appear in all 82 regular season games for Anaheim...center **Ryan Getzlaf** led the team in assists (50) despite missing 16 games due to injury...defenseman **Scott Niedermayer**, who ranked tied for 11th in league defenseman scoring, led all Anaheim players in ice time (26:30) and paced all team blueliners in assists and points (10-38=48)...right wing **Bobby Ryan** had a career-high 35 goals in 81 games, leading the team in goals and ranking second in the NHL (behind only New Jersey's Zach Parise) among U.S.-born players...right wing **Teemu Selanne** finished the season ranked tied for third in the NHL in power play goals (14) and tied for eighth in goals-per game (.50), his highest mark since 2006-07 (.59)...with 27 goals on the year (27-21=48), 2009-10 marked Selanne's 14th season with 25 goals or more...Selanne had six goals in his last five games (6-2=8), 8-9=17 points in his last 13 and 9-12=21 points in his last 18 contests...center **Saku Koivu** earned 4-7=11 points with a +6 rating in his last five games...he also had 7-11=18 points in his last 13 and 8-12=20 in 19...Koivu, who scored the game-tying goal in two of his last three games (and the shootout winner on Apr. 3 at Los Angeles), ranked tied for 10th in the NHL in game-winning goals (6)...Koivu also eclipsed the 50-point mark for seventh consecutive season in 2009-10 (19-33=52)...defenseman **Lubomir Visnovsky** ranked tied for fourth in goals among NHL defensemen (with San Jose's Dan Boyle)...his five goals after his acquisition by Anaheim on Mar. 3 (did not play until Mar. 6) co-led all NHL defensemen (with Washington's Mike Green and Los Angeles' Drew Doughty).

TAKING THE REINS:

The Ducks were 23-13-4 in their last 40 games dating back to Jan. 5, which equaled the eighth-best record in the NHL...that stretch began with Jonas Hiller starting 31 of the final 40 games, including 19 straight from Jan. 5-Mar. 24...prior to that, Hiller started 26 of the first 42 games of the season, alternating starts with J.S. Giguere (the Ducks were 16-19-7 at that point of the season)...Hiller himself was 18-11-1 (2.58 GAA, .923 SV%) in his last 32 games from Jan. 5 to the end of the season.

606:

After reaching the historic 600-goal plateau on Mar. 21 vs. Colorado and matching childhood idol and longtime friend Jari Kurri with 601 on Mar. 31 at Colorado, right wing **Teemu Selanne** scored two goals on Apr. 2 vs. Vancouver to grab sole possession of 17th place in all-time goals with his 602nd and 603rd goals...finishing the season with 606 career goals, Selanne became one of only 18 players in NHL history to score 600 goals and one of only three Europeans, following Jaromir Jagr (CZE) and Kurri (FIN).

RECORD STREAK:

The Ducks had a franchise-record 11-game home winning streak from Dec. 8-Feb. 10...the 11-game winning streak at Honda Center was the second-longest in the NHL in 2009-10, behind only Washington's 14-game streak at Verizon Center.

2010 OLYMPICS:

Anaheim Ducks players combined for seven medals at the 2010 Olympic Winter Games, the most in the NHL (San Jose was second with five)...the seven medals also tied the most ever by an NHL team...the only other NHL teams to have as many as seven medal winners were the 1998 Pittsburgh Penguins and the 2002 Detroit Red Wings...Anaheim Ducks players combined for three gold (**Scott Niedermayer**, **Ryan Getzlaf**, **Corey Perry** for Canada), two silver (**Bobby Ryan**, **Ryan Whitney** for USA), and two bronze medals (**Saku Koivu** and **Teemu Selanne** for Finland) in Vancouver.

2009-10 GAME-BY-GAME



#	Date	Team	W-L-OT	Record	GF-GA	Scorers	W Goal	PP	PK	SF-SA	W-L Gldr.	Attnd.
1	10/03/2009	SAN JOSE	L	00-01-00	1-4	19P	12	1-7	5-6	25-37	20 / 1	17281+
2	10/06/2009	@ MINNESOTA	O*	00-01-01	3-4	14,24,11P	15	1-2	2-5	19-32	32 / 35	18256+
3	10/08/2009	@ BOSTON	W	01-01-01	6-1	8P,8P,10,24,9,10S	8	2-2	6-6	30-34	1 / 30	16158
4	10/10/2009	@ PHILADELPHIA	W**	02-01-01	3-2	8,8	8	0-4	5-7	33-35	1 / 29	19603+
5	10/11/2009	@ NY RANGERS	L	02-02-01	0-3		26	0-4	3-5	18-38	0 / 35	18200+
6	10/14/2009	MINNESOTA	W	03-02-01	3-2	10,10,20	20	0-4	4-4	35-34	1 / 32	15111
7	10/17/2009	ST. LOUIS	L	03-03-01	0-5		21	0-5	4-6	26-32	29 / 1	14902
8	10/21/2009	DALLAS	L	03-04-01	2-4	15,14	6	0-1	2-3	26-38	35 / 1	14503
9	10/24/2009	COLUMBUS	L	03-05-01	4-6	14,27P,14,8P	51	2-2	2-2	36-37	1 / 35	14468
10	10/26/2009	TORONTO	L	03-06-01	3-6	17,9P,10	22	1-3	5-10	28-39	50 / 1	14291
11	10/30/2009	VANCOUVER	W	04-06-01	7-2	10,16,13S,10P,9P,14	13	2-2	3-4	34-38	1 / 30	14756
12	10/31/2009	@ PHOENIX	O**	04-06-02	2-3	10P,8	17	1-7	1-2	34-32	30 / 1	6495
13	11/03/2009	PITTSBURGH	L	04-07-02	3-4	10,10,11	9	0-2	6-6	29-27	29 / 1	16128
14	11/05/2009	NASHVILLE	W	05-07-02	4-0	8P,8,22,9	8	1-5	5-5	31-40	1 / 35	14298
15	11/07/2009	PHOENIX	W	06-07-02	4-3	8P,9,10,13	13	1-6	1-2	26-30	1 / 30	15249
16	11/11/2009	@ NEW JERSEY	L	06-08-02	1-3	10	23	0-6	3-3	32-25	30 / 1	14123
17	11/13/2009	@ COLUMBUS	O**	06-08-03	2-3	9,22	20	0-5	3-4	34-29	32 / 35	15577
18	11/14/2009	@ DETROIT	L	06-09-03	4-7	10,9P,14,15P	40	2-4	3-6	23-37	35 / 1	20066+
19	11/16/2009	@ PITTSBURGH	L	06-10-03	2-5	22S,8	11	0-3	6-7	25-26	29 / 35	17052+
20	11/19/2009	TAMPA BAY	W*	07-10-03	4-3	8,15P,9P,27P	27	3-7	3-4	27-24	1 / 41	14555
21	11/21/2009	SAN JOSE	L	07-11-03	2-3	34P,19P	19	2-4	2-3	30-36	20 / 1	15066
22	11/23/2009	CALGARY	W**	08-11-03	3-2	9,15	8	0-3	4-4	31-43	35 / 34	15348
23	11/25/2009	CAROLINA	W	09-11-03	3-2	27P,17,8	8	1-2	3-3	33-30	35 / 34	14746
24	11/27/2009	CHICAGO	W	10-11-03	3-0	8P,8P,4P	8	3-5	4-4	34-28	35 / 39	15068
25	11/29/2009	PHOENIX	O*	10-11-04	2-3	15P,9	19	1-3	4-4	28-26	30 / 35	13023
26	12/01/2009	LOS ANGELES	L	10-12-04	3-4	10,19P,22	15	1-4	4-5	30-42	32 / 1	14231
27	12/03/2009	@ DALLAS	L	10-13-04	1-3	11	29	0-2	3-3	27-37	35 / 35	16217
28	12/04/2009	@ MINNESOTA	O**	10-13-05	4-5	14,9P,14,9	48	1-3	2-3	22-29	32 / 1	18265+
29	12/06/2009	OTTAWA	O**	10-13-06	3-4	15,14,10	11	0-3	4-5	36-29	30 / 35	14946
30	12/08/2009	DALLAS	W*	11-13-06	4-3	14,42,42,11	11	0-1	3-4	42-22	35 / 35	13861
31	12/11/2009	@ DETROIT	O*	11-13-07	2-3	11,42	44	0-4	8-10	27-31	35 / 35	20066+
32	12/12/2009	@ COLUMBUS	W	12-13-07	3-1	42,9,11P	9	1-2	4-4	25-36	1 / 1	14461
33	12/16/2009	@ VANCOUVER	W	13-13-07	3-2	9,15,11P	11	1-4	5-5	34-30	1 / 1	18810+
34	12/17/2009	@ SAN JOSE	L	13-14-07	1-4	15P	12	1-4	4-5	21-37	20 / 35	17562+
35	12/19/2009	PHOENIX	W	14-14-07	4-2	13,28,15P,9P	15	2-7	4-4	34-41	1 / 30	15107
36	12/22/2009	@ COLORADO	W	15-14-07	4-2	27,42,15,22	15	0-3	3-3	43-17	1 / 41	12171
37	12/23/2009	@ PHOENIX	L	15-15-07	2-5		8	0-4	1-2	21-32	30 / 1	10030
38	12/26/2009	@ SAN JOSE	L	15-16-07	0-4	28,9	15	0-4	0-2	32-25	20 / 35	17562+
39	12/29/2009	MINNESOTA	W	16-16-07	4-2	9,42,9P,22S	9	1-3	3-4	32-31	1 / 37	14960
40	12/31/2009	@ DALLAS	L	16-17-07	3-5	11,13,11	21	0-2	3-4	34-42	35 / 1	18532+
41	01/02/2010	@ NASHVILLE	L	16-18-07	1-3	13	19	0-2	2-2	26-36	35 / 1	16654
42	01/03/2010	@ CHICAGO	L	16-19-07	2-5	17,17	81	0-2	2-3	24-28	31 / 35	21662+
43	01/05/2010	DETROIT	W	17-19-07	4-1	11S,39,10,28	39	0-4	4-4	35-39	1 / 35	15531
44	01/07/2010	ST. LOUIS	W	18-19-07	4-2	34,9,39,22	39	0-4	3-3	29-22	1 / 50	14248
45	01/09/2010	@ NASHVILLE	W	19-19-07	3-2	8,39,15	15	0-1	0-1	21-27	1 / 35	17113+
46	01/10/2010	@ CHICAGO	W	20-19-07	3-1	10P,11,8	11	1-3	3-4	12-43	1 / 31	21708+
47	01/13/2010	BOSTON	W	21-19-07	4-3	42P,39,15,7	7	1-4	2-2	32-30	1 / 40	14957
48	01/14/2010	@ LOS ANGELES	L	21-20-07	0-4		26	0-5	6-6	22-27	32 / 1	18118+
49	01/17/2010	CALGARY	W	22-20-07	5-4	42P,24,50,10,9	9	1-3	3-3	26-37	1 / 31	16153
50	01/19/2010	BUFFALO	W	23-20-07	5-4	15,24,13,9P,50	50	1-3	3-4	30-45	1 / 30	15570
51	01/21/2010	@ SAN JOSE	L	23-21-07	1-3	39	4	0-5	5-6	27-25	20 / 1	17562+
52	01/23/2010	@ ST. LOUIS	W**	24-21-07	4-3	27,9,9	34	0-3	1-1	37-21	1 / 50	19150+
53	01/26/2010	@ ATLANTA	L	24-22-07	1-2	7	61	0-4	3-4	35-34	1 / 1	12984
54	01/27/2010	@ WASHINGTON	L	24-23-07	1-5	42	26	0-2	4-5	31-49	30 / 35	18277+
55	01/29/2010	@ TAMPA BAY	W**	25-23-07	2-1	34P	34	1-2	2-2	32-31	1 / 30	15230
56	02/01/2010	@ FLORIDA	W	26-23-07	3-0	15,8P,10	15	1-3	4-4	25-33	1 / 29	10843
57	02/03/2010	DETROIT	W	27-23-07	3-1	19,28,9	28	0-2	2-3	30-47	1 / 35	15180
58	02/04/2010	@ LOS ANGELES	L	27-24-07	4-6	33,50,39,20	23	0-1	0-2	22-31	32 / 1	18118+
59	02/08/2010	LOS ANGELES	W	28-24-07	4-2	8P,15,11P,10	11	2-4	4-4	33-37	1 / 32	16033
60	02/10/2010	EDMONTON	W	29-24-07	3-2	9,9P,22	22	1-7	4-4	30-39	1 / 38	14746
61	02/13/2010	@ CALGARY	L	29-25-07	1-3	50	12	0-2	2-2	27-38	34 / 1	19289+
62	02/14/2010	@ EDMONTON	W	30-25-07	7-3	11,10,27P,15P,16,15P,9P	15	4-11	4-5	46-29	1 / 38	16839+
63	03/03/2010	COLORADO	L	30-26-07	3-4	33P,8,27P	39	2-6	3-6	34-25	41 / 1	14840
64	03/06/2010	@ PHOENIX	L	30-27-07	0-4		16	0-7	3-4	32-30	30 / 1	14965
65	03/07/2010	MONTREAL	O**	30-27-08	3-4	10,17P,27	14	1-1	3-3	32-43	41 / 1	15883
66	03/09/2010	COLUMBUS	L	30-28-08	2-5	17,15	51	0-7	3-6	38-29	32 / 1	13700
67	03/12/2010	NASHVILLE	L	30-29-08	1-1		6	0-2	3-4	31-28	35 / 1	15077
68	03/14/2010	SAN JOSE	W	31-29-08	4-2	10,8,17,9	17	0-6	4-4	33-33	1 / 20	16317
69	03/17/2010	CHICAGO	W	32-29-08	4-2	9,22S,11,9	11	0-2	3-3	36-41	1 / 50	15243
70	03/19/2010	NY ISLANDERS	W*	33-29-08	5-4	39,17,33P,17,11	11	1-2	1-3	39-31	31 / 43	14665
71	03/21/2010	COLORADO	W	34-29-08	5-2	33P,39,8P,50S,15P	8	3-6	3-3	33-28	1 / 41	15528
72	03/23/2010	@ CALGARY	L	34-30-08	1-3	27	17	0-0	1-2	23-28	34 / 1	19289+
73	03/24/2010	@ VANCOUVER	L	34-31-08	1-4	11	22	0-4	1-2	31-30	30 / 1	18810+
74	03/26/2010	@ EDMONTON	W	35-31-08	3-2	16,10P,10P	10	2-4	6-7	40-36	31 / 38	16839+
75	03/29/2010	DALLAS	W	36-31-08	3-1	63P,10,28	10	1-5	2-2	46-31	31 / 32	15070
76	03/31/2010	@ COLORADO	W	37-31-08	5-2	7,11,27,8,33	27	0-1	2-3	27-29	31 / 41	13862
77	04/02/2010	VANCOUVER	O**	37-31-09	4-5	11,8P,8P,11P	38	3-8	4-4	34-40	30 / 31	16534
78	04/03/2010	@ LOS ANGELES	W**	38-31-09	2-1	11P	11	1-2	3-4	33-29	31 / 32	18118+
79	04/06/2010	LOS ANGELES	O**	38-31-10	4-5	33P,8,9,8P	11	2-3	2-3	21-40	31 / 31	16278
80	04/08/2010	@ DALLAS	O**	38-31-11	2-3	9,9P	9	1-4	3-3	19-51	35 / 1	18009
81	04/09/2010	@ ST. LOUIS	L	38-32-11	3-6	39,9,39	18	0-2	2-4	26-48	50 / 31	19150+
82	04/11/2010	EDMONTON	W	39-32-11	7-2	20,7,39,8P,20,16,28S	39	1-3	2-2	45-31	1 / 38	16392

(* = OVERTIME, ** = SHOOTOUT, + = SELLOUT)



FRONT ROW (L-R) Jean-Sebastien Giguere, Executive Vice President/COO Tim Ryan, Senior Vice President of Hockey Operations David McNab, Executive Vice President & General Manager Bob Murray, Chris Pronger, Scott Niedermayer, Ryan Getzlaf, CEO Michael Schulman, Head Coach Randy Carlyle, Senior Vice President/CMO Bob Wagner, Jonas Hiller **SECOND ROW:** Assistant Coach Newell Brown, Assistant Coach Dave Farnish, Vice President of Human Resources Kim Kutcher, Vice President of Operations Kevin Starkey, Teemu Selanne, Rob Niedermayer, Bret Hedican, Todd Marchant, Vice President of Finance Doug Heller, Anaheim Arena Management Vice President of Finance Angela Wergechik, Goaltending Consultant Francois Allaire, Video Coordinator Joe Tratta **THIRD ROW:** Assistant Equipment Manager John Alloway, Equipment Manager Doug Shearer, Andrew Ebbett, James Wisniewski, Francois Beauchemin, Bobby Ryan, Ryan Carter, Mike Brown, Strength & Conditioning Coach Sean Skahan, Head Athletic Trainer Tim Clark, Assistant Athletic Trainer Meaghan Beaudoin **BACK ROW:** Equipment Assistant Chris Kincaid, Petteri Nokelainen, Sheldon Brookbank, Ryan Whitney, George Parros, Corey Perry, Brendan Mikkelson, Erik Christensen, Brad Larsen, Massage Therapist James Partido

POSTSEASON NOTES IN PLAYOFF SECTION

THE SEASON:

The Ducks finished the 2008-09 regular season with a record of 42-33-7 for 91 points, ranking second in the Pacific Division and eighth in the Western Conference...Anaheim went 20-18-3 at home and 22-15-4 on the road in the regular season...the Ducks qualified for the playoffs for the fourth consecutive year and seventh time in club history (1997, 1999, 2003, 2006-2009).

THE STANDINGS CLIMB:

After 69 games, the Ducks were 32-31-6, 12th in the Western Conference standings (13th by winning percentage)...Anaheim rallied to make the playoffs by posting the best record in the NHL (by points and winning percentage) over the last 13 games, going 10-2-1 (21 points, .808 win%)...the Ducks joined only the 1996-97 Ottawa Senators and 2006-07 New York Rangers as teams to rally from as low as 12th place to make the playoffs with 13 games-or-less remaining in the season...the 1996-97 Senators were 12th through 69 games and finished seventh, while the 2006-07 Rangers were 12th through 72 games and finished sixth.

STRONG FINISH:

The Ducks finished the 2008-09 regular season winning five of the last seven games (5-1-1), 10 of 13 games (10-2-1) and were 11-3-1 in the last 15 overall...the Ducks scored at least one power play goal in eight of the last nine games (13-for-35, 37.1%) and went 20-for-48 (41.7%) over the final 13...in the last five contests, the Ducks were 9-for-16 on the power play for a 56.3% success rate...in addition, the club recorded 55 goals over the last 13 games (4.2 per game), scoring at least five goals in five of those contests.

ROAD SUCCESS:

Anaheim finished the 2008-09 regular season by recording points in a team-record nine consecutive road games (7-0-2; 16 points), besting the previous mark of eight games set earlier in the year (7-0-1; Oct. 21-Nov. 30)...the Ducks won six straight road games before losing in a shootout in the season finale on Apr. 11 at Phoenix, falling just one win shy of tying a club-record seven-game road winning streak from Nov. 28-Dec. 13, 2006...with a 22-15-4 road record, the Ducks tied a franchise record for most road wins in a single season (22-14-5, 2006-07).

LEADING THE WAY:

Center **Ryan Getzlaf** concluded the 2008-09 campaign ranked tied for third among NHL leaders in assists, tied for sixth in scoring (25-66-91) and tied for fourth in power play assists (28)...in addition to leading the club in assists and scoring, Getzlaf broke the Ducks single-season assist record (previously Kariya, 62) on his third helper of the night as part of a four-assist effort on Apr. 4 at San Jose...with two assists (0-2-2) on Apr. 2 at Vancouver, he set a single-season career high in assists (60), one game after establishing a personal best for points in a season on Mar. 31 at Edmonton (83).

HILLER STRONG IN NET:

Goaltender **Jonas Hiller** concluded the regular season ranked tied for seventh among NHL goaltenders in GAA (2.39) and tied for sixth in SV% (.919)...over his last 12 games, Hiller went 8-2-0 with a 2.44 GAA and .919 SV%, stopping 319-of-347 shots...prior to a 3-2 loss to San Jose on Apr. 5 at Honda Center, Hiller won seven consecutive decisions to tie Guy Hebert for the longest winning streak in franchise history (Hebert won seven straight games from Feb. 25-Mar. 22, 1995).

THE CAPTAIN LEADS THE WAY, AGAIN:

Scott Niedermayer concluded the regular season ranked second among all defensemen in scoring starting Jan. 1 (9-31=40, Mike Green of WSH had 23-27=50 points)...for the season, he ranked tied for third in the NHL in scoring and assists among defensemen...Niedermayer became Anaheim's all-time goal scorer among defensemen by surpassing Oleg Tverdokhovsky with his 46th goal as a Duck on Mar. 8 vs. Minnesota...Niedermayer recorded his third three-point night of the season (1-2-3) on Mar. 31 at EDM, tying a single-game career high.

MOVING ON UP:

Right wing **Teemu Selanne** scored his 1,200th career NHL point with his overtime goal on Mar. 18 vs. Nashville...Selanne became the 45th player in NHL history to reach the milestone and only the sixth player born outside North America to reach the mark, joining Jaromir Jagr, Stan Mikita, Jari Kurri, Mats Sundin and Paul Stastny...he became the franchise's all-time games played leader with his 617th game as a Duck on Jan. 31 at Colorado...with his appearance that afternoon at Pepsi Center, Selanne surpassed former teammate Steve Rucchin for sole possession of first in all-time Ducks appearances.

2008-09 GAME-BY-GAME



Date	Team	W/L/OT	Record	GF-GA	Scorers	W Goal	PP	PK	SF-SA	W - L Gldr	Attend.
10/9/2008	@ SAN JOSE	L	00-01-00	1-4	44	14	0-2	5-7	29-41	20-35	17496
10/12/2008	PHOENIX	L	00-02-00	2-4	20,16	91	0-4	4-5	35-24	30-35	17174+
10/14/2008	@ LOS ANGELES	L	00-03-00	3-6	17,22,8	25	0-5	6-9	26-23	35-35	14451
10/15/2008	EDMONTON	L	00-04-00	2-3	40,44	71	0-2	3-4	35-28	32-1	16604
10/17/2008	SAN JOSE	W	01-04-00	4-0	23,32,25P,26	23	1-7	7-7	20-38	35-20	17174+
10/19/2008	CAROLINA	L	01-05-00	1-3	23	17	0-4	4-4	33-24	49-35	16847
10/21/2008	@ TORONTO	W**	02-05-00	3-2	23,16,8X	8	0-1	4-4	21-38	35-31	19222
10/24/2008	@ OTTAWA	W	03-05-00	4-3	17,22,26,15P	15	1-3	5-7	32-30	1-31	19762
10/25/2008	@ MONTREAL	W	04-05-00	6-4	40,15,10P,14,32S,8P	32	2-3	5-6	25-51	35-31	21273
10/27/2008	@ COLUMBUS	W	05-05-00	3-2	15,10,8P	8	1-5	6-6	24-32	35-30	10494
10/29/2008	DETROIT	W*	06-05-00	5-4	8P,8P,17,23	23	3-8	5-7	34-38	35-30	17174+
10/31/2008	VANCOUVER	O**	06-05-01	6-7	27P,8P,5,25,8P,10	2	3-9	3-5	37-29	1-1	16704
11/2/2008	CALGARY	W	07-05-01	3-2	15,25,20	20	0-1	5-6	37-36	35-34	16965
11/4/2008	@ LOS ANGELES	W*	08-05-01	1-0	25	25	0-4	6-6	27-35	35-31	14327
11/5/2008	ST. LOUIS	W	09-05-01	5-2	44,8P,10,15,15	10	1-1	4-5	27-32	1-50	16144
11/7/2008	DALLAS	L	09-06-01	2-5	7,27P	37	1-5	3-5	30-26	35-35	17048
11/9/2008	FLORIDA	L	09-07-01	1-3	10	10	0-4	3-4	45-26	31-35	16951
11/14/2008	NASHVILLE	O*	09-07-02	3-4	7,14P,15P	2	2-4	3-5	35-35	39-35	16485
11/16/2008	LOS ANGELES	W	10-07-02	4-0	10,3	10	0-3	5-5	26-29	1-31	17174+
11/19/2008	WASHINGTON	L	10-08-02	2-6	54,15,54,8P	10	1-5	5-8	32-33	60-35	16076
11/21/2008	@ ST. LOUIS	O*	10-08-03	2-3	14,27P	12	1-5	3-5	28-28	34-35	19150
11/22/2008	@ DALLAS	W**	11-08-03	2-1	10P,15X	15	1-4	7-7	24-32	1-35	17734
11/24/2008	COLORADO	W	12-08-03	4-1	8P,14,25,8P	14	2-3	4-4	24-30	35-31	16632
11/28/2008	CHICAGO	W	13-08-03	1-0	15	15	0-1	2-2	21-26	1-38	16994
11/30/2008	@ CAROLINA	W	14-08-03	4-1	15,8P,44,44	8	1-4	4-4	27-37	1-49	14191
12/1/2008	@ DETROIT	L	14-09-03	1-2	14	81	0-2	4-4	16-47	30-1	18862
12/3/2008	@ CHICAGO	L	14-10-03	2-4	8P,25	19	1-3	4-5	32-41	38-1	21574
12/7/2008	COLUMBUS	W	15-10-03	5-3	15,20,15,54,44	54	0-3	5-6	34-32	35-31	16914
12/10/2008	ST. LOUIS	W	16-10-03	4-2	16,14P,7,14	7	1-4	4-5	36-28	35-50	16058
12/11/2008	@ SAN JOSE	L	16-11-03	0-2	-	12	0-5	3-3	31-27	20-1	17496
12/14/2008	MINNESOTA	W	17-11-03	4-2	15,10,7,54	7	0-5	3-4	34-28	35-29	16577
12/16/2008	NY RANGERS	L	17-12-03	1-3	14	10	0-3	4-5	20-29	30-1	16921
12/19/2008	@ EDMONTON	W**	18-12-03	3-2	44S,10P,10X	10	1-8	9-10	36-53	1-35	16839
12/22/2008	@ VANCOUVER	L	18-13-03	3-4	54P,27P,26	22	2-5	6-8	27-26	41-1	18630
12/23/2008	@ CALGARY	L	18-14-03	3-4	7,15,7	13	0-1	3-4	33-32	34-35	19289
12/27/2008	@ DALLAS	O*	18-14-04	3-4	14,7P,7	9	1-2	4-5	22-38	35-35	18532
12/28/2008	@ ST. LOUIS	W	19-14-04	4-3	44,27P,5,54P	54	2-4	4-6	29-30	1-50	19150
12/31/2008	COLUMBUS	L	19-15-04	0-2	-	11	0-5	4-4	27-29	1-35	16758
1/2/2009	PHILADELPHIA	O**	19-15-05	4-5	10,44,48P,15P	18	2-4	5-6	27-32	43-35	17597+
1/4/2009	PHOENIX	W	20-15-05	2-0	25P,54P	25	2-4	4-4	34-29	1-30	16878
1/6/2009	LOS ANGELES	W	21-15-05	3-1	54P,26P,44	26	2-5	3-4	26-18	1-31	17174+
1/8/2009	@ LOS ANGELES	L	21-16-05	3-4	54P,54,54	24	1-6	2-3	27-26	32-1	18118
1/9/2009	TAMPA BAY	L	21-17-05	3-4	48P,5,25	12	1-4	2-3	32-19	31-1	17174+
1/11/2009	NEW JERSEY	W	22-17-05	4-3	54,26,14,14	14	0-4	1-2	34-21	35-35	17331+
1/14/2009	DETROIT	L	22-18-05	3-4	15,10P,5	93	1-4	3-4	28-33	30-35	17525+
1/16/2009	@ PITTSBURGH	L	22-19-05	1-3	15P	24	1-4	3-3	22-24	29-35	17005
1/17/2009	@ MINNESOTA	W	23-19-05	3-0	10P,54,10	10	1-1	4-4	34-30	1-32	18568
1/20/2009	@ NY RANGERS	L	23-20-05	2-4	54P,10	19	1-5	5-7	34-30	30-1	18200
1/21/2009	@ NY ISLANDERS	L	23-21-05	1-2	54P	54	1-5	0-1	40-14	34-35	11853
1/27/2009	@ PHOENIX	W	24-21-05	7-3	14,10P,14,44,32,51,0	44	1-1	4-5	37-26	1-30	15383
1/28/2009	CHICAGO	L	24-22-05	2-3	54P,32S	19	1-2	2-3	38-27	39-1	17193+
1/31/2009	@ COLORADO	W	25-22-05	4-3	16,15,27P,8	8	1-5	4-5	31-37	1-31	17652
2/2/2009	BUFFALO	W	26-22-05	3-2	25,14P,10P	10	2-3	2-2	37-23	1-40	16874
2/4/2009	@ MINNESOTA	L	26-23-05	0-3	-	15	0-5	2-3	34-25	32-1	18568
2/5/2009	@ NASHVILLE	L	26-24-05	2-4	10,10	10	0-2	2-2	30-34	35-35	14877
2/7/2009	@ CALGARY	W	27-24-05	2-1	54,10	10	0-2	4-4	25-27	35-1	19289
2/11/2009	CALGARY	W*	28-24-05	3-2	27P,7,27	27	1-5	4-4	40-23	35-34	17270+
2/15/2009	ATLANTA	L	28-25-05	4-8	8,8,54,48	17	0-3	4-6	35-43	32-35	17228+
2/18/2009	LOS ANGELES	L	28-26-05	3-4	8P,15P,14	11	2-6	4-6	31-26	32-1	17089
2/20/2009	@ DETROIT	L	28-27-05	2-5	15P,54	40	1-4	3-5	26-34	29-35	20066
2/21/2009	@ COLUMBUS	W	29-27-05	5-2	25P,7,10,14,54	10	1-2	6-8	13-28	35-1	18628
2/24/2009	@ BUFFALO	W	30-27-05	3-2	8,22S,13	13	0-3	3-4	22-36	35-40	18690
2/26/2009	@ BOSTON	L	30-28-05	0-6	-	48	0-3	2-4	35-27	30-35	17565
2/28/2009	@ DALLAS	W	31-28-05	4-3	27,48P,10,8	8	1-3	3-4	18-33	35-35	18171
3/3/2009	@ CHICAGO	O*	31-28-06	2-3	18,54	24	0-3	2-2	28-37	38-35	21619
3/6/2009	DALLAS	L	31-29-06	2-3	34,9	21	0-3	3-4	38-16	35-35	17380+
3/8/2009	MINNESOTA	L	31-30-06	2-3	22S,27	15	0-3	4-4	38-25	32-1	17300+
3/11/2009	VANCOUVER	W*	32-30-06	4-3	8,15,17,27	27	0-6	5-5	41-35	1-1	16967
3/15/2009	SAN JOSE	L	32-31-06	0-1	-	24	0-4	4-4	34-30	20-1	17511+
3/18/2009	NASHVILLE	W*	33-31-06	4-3	10,48P,9P,8P	8	3-5	1-3	31-24	35-35	16181
3/19/2009	@ PHOENIX	W**	34-31-06	3-2	18,17,9X	9	0-2	5-5	27-28	1-30	17239
3/22/2009	PHOENIX	W	35-31-06	6-2	27P,16,10,15P,15P,48P	10	4-5	4-4	30-28	1-30	17215+
3/24/2009	@ NASHVILLE	W**	36-31-06	2-1	18,8X	8	0-1	2-3	19-32	35-35	16418
3/25/2009	@ COLORADO	W	37-31-06	7-2	26,8,10,10P,48P,44,17	10	2-6	3-4	29-36	1-31	16279
3/27/2009	EDMONTON	L	37-32-06	3-5	15,15P,10	51	1-9	3-4	54-20	35-35	17257+
3/29/2009	COLORADO	W	38-32-06	4-1	10,9P,9,18	9	1-4	1-2	31-27	1-31	17182+
3/31/2009	@ EDMONTON	W	39-32-06	5-3	21,27P,25P,44,44P	44	3-4	4-5	25-31	1-35	16839
4/2/2009	@ VANCOUVER	W**	40-32-06	6-5	8P,9,9,10,8,10X	10	1-1	3-4	32-30	1-1	18630
4/4/2009	@ SAN JOSE	W	41-32-06	5-2	9,10,13,8,9P	13	1-1	2-3	28-30	1-20	17496
4/5/2009	SAN JOSE	L	41-33-06	2-3	17S,10P	14	1-2	5-7	21-26	33-1	17398+
4/10/2009	DALLAS	W**	42-33-06	4-3	22,27,48,8X	8	0-4	3-4	39-45	1-35	17531+
4/11/2009	@ PHOENIX	O**	42-33-07	4-5	26P,10P,9P,8	41	3-4	4-6	35-33	30-35	16438

(* = OVERTIME ** = SHOOTOUT += SELOUT)

P = POWER PLAY GOAL S = SHORTHANDED GOAL X = SHOOTOUT GOAL

2007-08 ANAHEIM DUCKS



Front Row (L-R): J.S. Giguere, Executive Vice President/COO Tim Ryan, Senior Vice President of Hockey Operations Bob Murray, Executive Vice President & General Manager Brian Burke, Owner Henry Samueli, Rob Niedermayer, Chris Pronger, Chris Kunitz, Owner Susan Samueli, CEO Michael Schulman, Head Coach Randy Carlyle, Assistant General Manager David McNab, Jonas Hiller. **Second Row:** Assistant Coach Newell Brown, Assistant Coach Dave Farris, Vice President of Human Resources Kim Kutcher, Vice President of Operations Kevin Starkey, Senior Vice President/CMO Bob Wagner, Teemu Selanne, Scott Niedermayer, Samuel Pahlsson, Todd Marchant, Senior Advisor to the General Manager Al Coates, Vice President of Sales & Marketing Steve Ober, Vice President of Finance Doug Heller, Anaheim Arena Management Vice President of Finance Angela Wergechik, Video Coordinator Joe Trotta. **Third Row:** Assistant Equipment Manager John Allaway, Equipment Manager Doug Shearer, Doug Weight, Mathieu Schneider, Bobby Ryan, Sean O'Donnell, Ryan Getzlaf, Corey Perry, Francois Beaudemin, Marc-Andre Bergeron, Goaltending Consultant Francois Allaire, Strength & Conditioning Coach Sean Skahan, Head Trainer Tim Clark. **Back Row:** Visiting Team Equipment Attendant Chris Kincaid, Brad May, Travis Moen, Brian Sutherby, George Parros, Todd Bertuzzi, Kent Huskins, Joe DiPenta, Ryan Carter, Massage Therapist James Paridlo.

POSTSEASON NOTES IN PLAYOFF SECTION

THE SEASON:

The Ducks completed the 2007-08 regular season with a mark of 47-27-8 record for 102 points, finishing second in the Pacific Division and fourth in the Western Conference...Anaheim eclipsed the 100-point mark for the second consecutive year, while setting new season club records for the fewest goals allowed (184) and most home wins (28)...Anaheim finished the year winning eight of its last 10 (8-2-0) and 15 of the last 20 games (15-4-1)...at Honda Center, the club went 12-1-0 in the last 13 games and 19-3-1 over the final 23 home contests...the club clinched a playoff berth for the third consecutive year and sixth time in franchise history on Mar. 26 vs. Los Angeles in a 2-1 shootout triumph.

DUCKS SELL OUT THE SEASON:

The Ducks' sellout vs. Phoenix on Apr. 6 (17,269) marked the club's 40th in 40 games at Honda Center in 2007-08, a complete sellout for the regular season...it was just the second time a local NHL team (Southern California market) had sold out a full (non-lockout) regular season...the 1991-92 Los Angeles Kings were the only other such team to do so at the 16,005-seat Forum...the Ducks set franchise attendance records last season for sellouts (40), average attendance (17,195) and percent capacity (100.12%)...the Ducks broke the team record for consecutive regular season sellouts on Feb. 22 against the St. Louis Blues when they surpassed the previous record of 51 straight regular season sellouts set from Dec. 22, 1993-Oct. 20, 1995...the Ducks finished the regular season with a sellout streak of 74 games, the third-longest active regular season sellout streak among U.S.-based NHL teams (behind only Minnesota and the NY Rangers).

LEADERS BY ADDITION:

The Ducks went 20-5-1 after the return of right wing **Teemu Selanne** on Feb. 5 against the New York Islanders at Nassau Coliseum...the Ducks also had similar success when they welcomed the return of defenseman **Scott Niedermayer** and arrival of center **Doug Weight**...the Ducks owned the best winning percentage in the NHL after Selanne's return on Feb. 5 (.788) and the best winning percentage following Niedermayer's return on Dec. 16 (.708)...below is a closer look:

NHL STANDINGS BEGINNING FEB. 5

RK	TEAM	GP	W	L	OT	PTS	WIN %
1.	Anaheim	26	20	5	1	41	.788
2.	San Jose	30	20	7	3	43	.717
3.	Washington	29	19	7	3	41	.696
4.	Montreal	29	19	9	1	39	.672
5.	Pittsburgh	29	18	8	3	39	.672

WINNING AT HONDA CENTER:

The Ducks finished 28-9-4 at Honda Center in 2007-08, establishing a new franchise record for home wins in the regular season...the previous team record of 26 home wins was established during the 2005-06 season (26-10-5) and matched in the 2006-07 campaign (26-6-9)...the Ducks won a franchise-record 10 consecutive games at Honda Center from Feb. 17-Mar. 26, marking the longest home winning streak in the NHL in 2007-08.

THE TOP 10 LIST:

J.S. Giguere was one of only three goaltenders in the NHL in 2007-08 to rank among the top 10 in wins, goals-against average and save percentage...Giguere ranked second in GAA (2.12), third in SV% (.922) and tied for seventh in wins (35)...the only other two goaltenders who ranked among the top 10 in all three categories were New Jersey's Martin Brodeur and Minnesota's Niklas Backstrom.

HILLER SHINES:

Ducks goaltender **Jonas Hiller** closed the regular season on a strong note...from Mar. 1 through the end of the regular season, Hiller ranked second in the NHL with a .952 SV% (stopping 217-of-228 shots) and 1.55 GAA (11 GA/426 MIN) among goaltenders that played in at least five games (Hiller was 4-3-0 in those games).

WINNING WAYS:

Randy Carlyle (138-74-34) became Anaheim's winningest head coach in franchise history with a 2-1 victory over the New Jersey Devils on Feb. 8 at Prudential Center...Carlyle surpassed Ron Wilson's club record of 120 wins as a Ducks head coach with win No. 121 in his 223rd game behind the bench with Anaheim.

NHL STANDINGS BEGINNING DEC. 16

RK	TEAM	GP	W	L	OT	PTS	WIN %
1.	Anaheim	48	32	12	4	68	.708
2.	Pittsburgh	51	32	13	6	70	.686
3.	San Jose	52	32	14	6	70	.673
4.	Washington	49	30	13	6	64	.673
5.	Montreal	50	31	14	5	67	.670

2007-08 GAME-BY-GAME



Date	Team	W/L/OT	Record	GF - GA	Scorers	W Goal	PP	PK	SF - SA	W - L Gldr	Attend.
09/29/07	@ LOS ANGELES	L	00-01-00	1-4	5AP	4	1-8	4-7	27-21	45-30	17551
09/30/07	LOS ANGELES	W	01-01-00	4-1	10P,14P,10,32	14	2-4	4-4	25-23	1-35	17300
10/03/07	@ DETROIT	O**	01-01-01	2-3	4,15P	26	1-5	5-7	15-42	39-30	17610
10/05/07	@ COLUMBUS	L	01-02-01	0-4	-	61	0-7	8-11	28-37	31-30	17852
10/06/07	@ PITTSBURGH	L	01-03-01	0-5	14P,15,145,10	12	1-5	4-5	23-29	29-1	17132
10/10/07	BOSTON	W	02-03-01	2-1	15,23	23	0-3	3-3	30-19	30-30	17285+
10/14/07	MINNESOTA	L	02-04-01	0-2	-	12	0-8	4-4	37-25	29-35	17174+
10/15/07	DETROIT	W	03-04-01	6-3	40,14P,19,265,10P,215	26	2-11	8-9	29-35	30-39	17174+
10/17/07	NASHVILLE	W	04-04-01	3-1	10,56,18	56	0-2	2-2	31-29	35-30	17174+
10/20/07	@ DALLAS	L	04-05-01	1-3	25P	63	1-9	2-3	21-23	35-35	18057
10/23/07	@ ST. LOUIS	L	04-06-01	2-4	19,28	22	0-5	3-5	16-33	34-35	14764
10/25/07	PHOENIX	L	04-07-01	0-1	-	12	0-6	5-5	31-21	35-30	17174+
10/28/07	EDMONTON	O**	04-07-02	2-3	14,10	89	0-3	4-4	32-22	32-35	17174+
11/01/07	COLUMBUS	W**	05-07-02	2-1	44,11X	11	0-6	5-6	34-20	35-30	17174+
11/03/07	@ PHOENIX	W	06-07-02	5-2	11P,10,24,15P,10	24	2-6	4-5	39-32	35-35	15888
11/05/07	DALLAS	L	06-08-02	0-5	-	63	0-4	1-3	19-24	35-35	17174+
11/07/07	PHOENIX	O*	06-08-03	5-6	14P,22,11P,18,10	19	2-5	5-7	27-29	35-35	17174+
11/09/07	SAN JOSE	W**	07-08-03	3-2	15,19,15X	15	0-1	5-6	26-24	35-20	17174+
11/13/07	LOS ANGELES	W**	08-08-03	4-3	15P,22,40P,10X	10	2-4	6-8	33-32	35-35	17174+
11/15/07	@ LOS ANGELES	W	09-08-03	6-3	10,10,15,24,26,44	24	0-3	4-5	32-29	35-37	18118
11/17/07	@ SAN JOSE	W**	10-08-03	2-1	14,10X	10	0-2	4-4	29-29	35-20	17496
11/21/07	@ DALLAS	L	10-09-03	1-2	10P	15	1-6	4-6	18-24	41-35	18584
11/23/07	PHOENIX	O**	10-09-04	3-4	15,25P,25	19	1-4	4-5	26-38	30-1	17174+
11/25/07	LOS ANGELES	W	11-09-04	3-2	15,15,14	14	0-4	4-5	32-25	35-35	17174+
11/27/07	@ VANCOUVER	L	11-10-04	0-4	-	19	0-2	8-10	26-33	1-35	18630
11/29/07	@ CALGARY	W	12-10-04	4-1	22,14,10P,44S	14	1-1	5-6	26-39	35-34	19289
11/30/07	@ EDMONTON	L	12-11-04	1-5	15	10	0-5	7-8	22-35	35-35	16839
12/02/07	EDMONTON	L	12-12-04	0-4	-	14	0-4	3-5	25-21	32-35	17174+
12/05/07	BUFFALO	W	13-12-04	4-1	19,11P,4,10P	11	2-3	4-4	33-23	35-30	17174+
12/07/07	@ CHICAGO	W	14-12-04	5-3	10P,14,11,15,14	15	1-6	2-3	22-42	35-39	17734
12/08/07	@ NASHVILLE	L	14-13-04	2-4	7,15S	20	0-4	9-10	23-33	30-1	13469
12/10/07	@ COLUMBUS	W*	15-13-04	4-3	10P,10P,26S,25P	25	3-6	7-9	28-35	35-31	11984
12/12/07	VANCOUVER	L	15-14-04	2-3	25,4	29	0-2	4-4	35-20	41-35	17174+
12/14/07	MINNESOTA	L	15-15-04	2-5	24,4P	25	1-2	2-6	30-19	29-35	17174+
12/16/07	SAN JOSE	O**	15-15-05	1-2	54	19	0-4	8-8	31-37	20-35	17174+
12/18/07	@ SAN JOSE	W	16-15-05	2-0	10,54P	10	1-5	5-5	16-20	35-20	17197
12/19/07	COLORADO	W*	17-15-05	2-1	25,11	11	0-2	1-1	38-12	1-31	17174+
12/22/07	@ SAN JOSE	W	18-15-05	5-2	25,10P,14,4,21	14	1-4	4-5	24-29	35-20	17496
12/27/07	@ EDMONTON	W	19-15-05	2-1	10,39	39	0-3	3-3	23-16	35-32	16839
12/29/07	@ CALGARY	L	19-16-05	3-5	4P,16,27P	12	2-4	5-6	32-35	34-35	19289
12/30/07	@ VANCOUVER	L	19-17-05	1-2	15	24	0-2	2-3	22-22	1-1	18630
01/02/08	COLUMBUS	W	20-17-05	2-1	15,25P	25	1-5	5-5	34-27	35-31	17174+
01/04/08	CHICAGO	W	21-17-05	2-1	10,14P	14	1-7	4-4	32-21	1-39	17174+
01/05/08	@ PHOENIX	O**	21-17-06	2-3	15,39	88	0-3	3-4	31-34	30-35	16159
01/07/08	NASHVILLE	W	22-17-06	5-2	32,14,25P,10P,15	25	2-3	2-4	37-22	35-39	17174+
01/09/08	TORONTO	W	23-17-06	5-0	4,10,12,39P,14P	4	2-4	6-6	24-28	35-35	17174+
01/13/08	SAN JOSE	W*	24-17-06	4-3	4,10,39,23	23	0-5	2-3	29-29	35-1	17174+
01/15/08	DALLAS	W	25-17-06	4-2	27,22,15P,4P	15	2-5	3-3	36-24	35-35	17174+
01/17/08	@ NASHVILLE	W	26-17-06	2-1	12P,10	10	1-7	6-7	16-34	35-30	14193
01/18/08	@ MINNESOTA	L	27-17-06	4-2	4,10,25P,4	25	1-4	2-2	27-27	1-29	18568
01/20/08	@ DALLAS	L	27-18-06	2-5	11P,15	15	1-5	4-5	20-27	35-35	18461
01/23/08	DETROIT	L	27-19-06	1-2	25P	51	1-5	5-6	25-33	39-35	17355+
01/24/08	@ LOS ANGELES	L	27-20-06	1-3	44	7	0-5	5-6	32-31	35-35	18118
01/30/08	@ MINNESOTA	L	27-21-06	1-5	10	10	0-4	4-4	21-23	32-35	18568
02/01/08	@ ST. LOUIS	O**	27-21-07	0-1	-	10	0-4	3-3	30-20	34-35	19150
02/02/08	@ PHILADELPHIA	L	27-22-07	0-3	-	22	0-3	2-3	27-25	43-1	19822
02/05/08	@ NY ISLANDERS	W	28-22-07	3-0	27P,22,39	27	1-6	1-1	26-25	35-39	9649
02/07/08	@ NY RANGERS	W	29-22-07	4-1	11,10,14P,4	10	1-2	4-4	19-33	35-30	18200
02/08/08	@ NEW JERSEY	W	30-22-07	2-1	52,52	52	0-2	5-5	24-35	1-30	15332
02/10/08	@ DETROIT	W	31-22-07	3-2	52,11,40	40	0-2	6-8	19-29	35-30	20046
02/12/08	@ COLORADO	W	32-22-07	2-1	8P,26	26	1-3	4-4	29-33	35-60	16257
02/15/08	DALLAS	L	32-23-07	2-4	14,14	3	0-4	3-6	22-21	35-35	17323+
02/17/08	CALGARY	W	33-23-07	4-2	15,52,27P,25P	27	2-6	2-3	36-25	35-34	17174+
02/20/08	COLORADO	W**	34-23-07	3-2	8P,44,10X	10	1-6	4-4	22-28	35-31	17174+
02/22/08	ST. LOUIS	W*	35-23-07	2-1	8,26	26	0-3	4-4	29-17	35-34	17174+
02/24/08	CHICAGO	W	36-23-07	6-3	8P,15,8P,40,8,14	40	2-9	6-6	28-32	1-40	17174+
02/29/08	CALGARY	W	37-23-07	3-1	11,27P,8P	27	2-7	4-5	25-23	35-34	17174+
03/03/08	OTTAWA	W	38-23-07	3-1	4,10P,27P	10	2-6	4-4	31-25	35-29	17174+
03/05/08	@ CHICAGO	L	38-24-07	0-3	-	52	0-3	7-9	19-28	50-35	16666
03/06/08	@ COLORADO	L	38-25-07	0-1	-	8	0-3	6-6	27-30	60-1	18007
03/09/08	MONTREAL	W	39-25-07	3-1	22,14,26S	14	0-8	4-4	37-21	35-31	17174+
03/11/08	@ PHOENIX	O**	39-25-08	2-3	22,15	17	0-3	3-4	37-39	30-35	14683
03/12/08	VANCOUVER	W	40-25-08	4-1	22,32S,44,39P	32	1-4	5-6	31-31	1-1	17174+
03/15/08	ST. LOUIS	W	41-25-08	5-2	11,8P,44,44,15	44	1-5	1-1	33-40	35-34	17174+
03/19/08	@ DALLAS	W	42-25-08	2-1	27P,4P	4	2-5	7-7	17-21	35-35	18584
03/21/08	@ SAN JOSE	L	42-26-08	1-2	8,22	27	0-2	6-7	13-43	20-1	17496
03/22/08	@ PHOENIX	W	43-26-08	2-1	40P	8	1-6	4-5	15-31	1-30	17645
03/26/08	LOS ANGELES	W**	44-26-08	2-1	54P,11X	11	1-5	1-2	40-32	1-31	17331+
03/28/08	SAN JOSE	L	44-27-08	1-3	27P	27	1-3	2-3	24-27	33-1	17334+
03/30/08	DALLAS	W**	45-27-08	3-2	11P,11,14X	14	1-7	5-5	32-25	35-35	17174+
04/05/08	@ LOS ANGELES	W	46-27-08	4-3	33,8,15,8	8	0-2	3-3	26-31	35-39	18118
04/06/08	PHOENIX	W**	47-27-08	3-2	14,54,15X	15	0-0	1-2	43-34	1-30	17269+

(* = OVERTIME ** = SHOOTOUT += SELOUT)

P = POWER PLAY GOAL S = SHORTHANDED GOAL X = SHOOTOUT GOAL

2007 STANLEY CUP CHAMPIONS



FRONT ROW (L-R): J.S. Giguere, Assistant General Manager David McNab, Vice President/COO Tim Ryan, Senior Vice President of Hockey Operations Bob Murray, Executive Vice President & General Manager Brian Burke, Owner Henry Samueli, Chris Pronger, Scott Niedermayer, Rob Niedermayer, Owner Susan Samueli, CEO Michael Schulman, Head Coach Randy Carlyle, Senior Vice President/CMO Bob Wagner, Ilya Bryzgalov and Sebastian Caron. **SECOND ROW:** Trainer Rick Burrill, Assistant Coach Dave Farrish, Vice President of Finance Doug Heller, Vice President of Human Resources Kim Kutcher, Senior Vice President/General Manager of Honda Center Mike O'Donnell, Chris Kunitz, Andy McDonald, Teemu Selanne, Samuel Pahlsson, Todd Marchant, Ryan Shannon, Senior Advisor to the General Manager Al Coates, Vice President of Sales & Marketing Steve Obert, Assistant Coach Newell Brown and Video Coordinator Joe Trotta. **THIRD ROW:** Assistant Equipment Manager John Alloway, Equipment Manager Mark O'Neill, Mark Hartigan, Francois Beauchemin, Travis Moen, Corey Perry, Sean O'Donnell, Ryan Getzlaf, Brad May, Goaltending Consultant Francois Allaire, Director of Professional Scouting Rick Paterson, Strength & Conditioning Coach Sean Skahan and Head Trainer Tim Clark. **BACK ROW:** Visiting Team Equipment Attendant Chris Kincaid, Aaron Rome, Shawn Thornton, Kent Huskins, Joe DiPenta, Dustin Penner, George Parros, Ric Jackson, Drew Miller, Ryan Carter, Joe Motzko and Massage Therapist James Parida.

POSTSEASON NOTES IN PLAYOFF SECTION

PACIFIC DIVISION CHAMPIONS:

The Ducks finished the season with a record of 48-20-14 for 110 points, winning their first Pacific Division Title (finished second in Western Conference) . . . Anaheim's OT win vs. Dallas on Mar. 23 clinched a playoff berth, marking the first time in team history the club qualified for the playoffs in consecutive seasons (fifth playoff appearance overall) . . . the Ducks took over sole possession of first place in the Pacific Division on Oct. 27 and spent the final 72 games and 163 days atop of the Pacific Division . . . they clinched the division title on Apr. 7 with Vancouver's 4-3 OT win vs. SJ, then finished the season later that evening with a 4-3 win @ Columbus . . . below is a look at the Ducks' finish within its division in each of their 13 seasons in the NHL:

SEASON

1993-94
1994-95
1995-96
1996-97
1997-98
1998-99
1999-00
2000-01
2001-02
2002-03
2003-04
2005-06

2006-07

DIVISION WINNER

Calgary Flames
Calgary Flames
Colorado Avalanche
Colorado Avalanche
Colorado Avalanche
Dallas Stars
Dallas Stars
Dallas Stars
San Jose Sharks
Dallas Stars
San Jose Sharks
Dallas Stars

Anaheim Ducks

DUCKS FINISHED

Fourth (six-team division)
Sixth (six-team division)
Fourth (seven-team division)
Second (seven-team division)
Sixth (seven-team division)
Third (five-team division)*
Fifth (five-team division)
Fifth (five-team division)
Fifth (five-team division)
Second (five-team division)
Fourth (five-team division)
Third (five-team division)

First (five-team division)

*The Pacific Division was realigned to today's format prior to the 1998-99 season

RECORD-BREAKING SEASON:

After breaking nearly all major club records in 2005-2006, the Ducks followed suit with another record-breaking season . . . With a 48-20-14 record, the Ducks set new franchise records for wins (48) and standings points (110), reaching the 100-point mark for the first time in club history . . . Anaheim also set new club highs in goals (254 — does not include goals awarded for shootout wins), PP goals (89) and PP% (22.4%, 89-for-398).

STRONG FINISH:

The Ducks closed out the season earning standings points in six straight (4-0-2) and 17 of their last 20 games (13-3-4) . . . the club earned points in 12 of their last 13 home contests (8-1-4) . . . in addition, Anaheim recorded points in the last five consecutive (4-0-1) and seven of their last nine road games (5-2-2) . . . the Ducks recorded points in 62 of 82 games (110 of a possible 164).



HOT TICKET IN TOWN:

The Ducks finished the regular season having sold out 22 consecutive home contests (longest streak since 1998) and 24 of the last 25... the club recorded 25 total sellouts on the season, 13 more than it had in 2005-2006... the 25 sellouts matches the most since the 1997-98 season... the Ducks averaged 16,377 fans per game, an 8.2% increase over last year (15,131)... the club's average attendance and percent capacity (95.4%) were also the highest since the 1997-98 season.

WEST COAST WINNERS:

The Ducks recorded 106 points with their win Mar. 31 @ STL, breaking Los Angeles' 32-year record for most points by a West Coast team in NHL history... below is a look at the top nine West Coast teams in NHL history to eclipse 100 points:

TOP POINTS IN NHL HISTORY BY WEST COAST TEAMS

Team	Year	GP	Pts
Anaheim	2006-07	82	110 (48-20-14)
San Jose	2006-07	82	107 (51-26-5)
Los Angeles	1974-75	80	105 (42-17-21)
San Jose	2003-04	82	104 (43-21-18)
Vancouver	2002-03	82	104 (45-23-14)
Vancouver	2006-07	82	105 (49-26-7)
Los Angeles	1990-91	80	102 (46-25-10)
Vancouver	2003-04	82	101 (43-24-15)
Vancouver	1992-93	84	101 (46-29-9)

*The California/Oakland Seals' best finish was in 1968-69 with 69 points

TOUGH TO BEAT:

Anaheim netminder **J.S. Giguere** finished the season with a record of 36-10-8...his GAA (2.26) was his lowest since the 2001-02 season (2.13) and his SV% (.918) was his best since 2002-03 (.920)...in 28 home starts, Giguere posted a 21-2-5 record with a 2.17 GAA (60 GA/1,660 min.) and .917 SV% (659-of-719 shots), having earned the Ducks points in 26 of those games...for the season, he ranked 10th in the NHL in wins, 5th in GAA and T-7th in SV%...in addition, with a win March 29 @ CBJ, Giguere broke his previous career-high and established a new franchise record for wins in a season (previous mark was 34 wins, set in 2002-03).



BETTER WITH AGE:

With a goal March 29 @ CBJ, **Teemu Selanne** became the oldest player in NHL history to score 45-plus goals in one season (finished with 48)... Selanne was born on July 3, 1970...Selanne was also the first player in NHL history age 35-or-older to record consecutive 40+ goal seasons (had 40 in 2005-06)...it marked the 7th time in his career he hit the 40 goal plateau, the most among active NHL players...among league leaders, Selanne finished 3rd in the NHL (1st in the Western Conference) in goals and T-11th in the NHL in points (94)...he finished 1st in the NHL in power play goals (25) and T-1st in game-winning goals (10), which include two overtime winners.

SPECIAL TEAMS TOP THE CHARTS:

The Ducks were the only team in the NHL this season to have a top-5 ranking in both power play and penalty killing percentage...the Ducks set a new club record for highest PP% in one season, finishing third in the NHL with a 22.4% success rate (89-for-398)...Anaheim finished fourth overall in PK%, killing 349-of-410 penalties on the campaign (85.1%)...the Ducks killed the last 22 consecutive opponent power play to end the season, going back to Mar. 28 @ CHI (did not allow a PP goal in the last five games).

LIGHTING THE LAMP:

The Ducks scored three-or-more goals in 54 of 82 contests in 2006-2007...during the final stretch, the Ducks scored three-or-more goals in 10 of their last 14 and 15 of their last 20 contests...Anaheim recorded 258 team goals, T-3rd in the Western Conference.

CLAMPING DOWN:

The Ducks were especially tough to score against during the third period in 2006-2007...Anaheim allowed only 64 goals in the final period of regulation, the second-least in the NHL...below is a look at the top five teams in the NHL who allowed the least amount of goals in the third period:

Team	Goals Allowed
Minnesota	55
Anaheim	64
Dallas	64
Detroit	64
New Jersey	67

NORRIS FINALISTS:

Ducks defensemen **Scott Niedermayer** and **Chris Pronger** were both Norris Trophy finalists...Niedermayer (15-54=69) and Pronger (13-46=59) both finished the season with 50-plus points, marking the first time in club history two defensemen hit that plateau (prior to the 2006-07 season, no pair of Ducks defensemen had each recorded 40-or-more points):

- Captain Scott Niedermayer led all NHL defensemen in scoring, becoming the first Anaheim blue-liner to do so...he was also tied for first in assists among defensemen.
- Despite missing 16 games due to injury, defenseman Chris Pronger finished the season tied for sixth in points, sixth in assists among NHL defensemen and fourth overall in avg. TOI...Pronger led the Ducks in plus/minus...in addition, he ranked first in points-per-game (.89) among NHL defensemen.



IRONMAN:

Samuel Pahlsson became the Ducks' all-time Ironman with 275 consecutive games played...on Jan. 9 @ NSH, he passed Oleg Tverdovsky to move into first place on the Ducks' all-time consecutive games played list...Pahlsson played in all 82 games in each of the last three seasons and has not missed a game since being a healthy scratch on Feb. 5, 2003 @ Edmonton...in addition, Pahlsson is currently 7th in the NHL on the active games played list...Andy McDonald is now in 2nd place on the Ducks all-time consecutive games played list, having played in 243 consecutive games...below is a list of most consecutive games played list in Ducks history and the longest "Iron Man" streaks NHL:

DUCKS

Player	Consecutive Games Played
Samuel Pahlsson	275
Andy McDonald	243
Oleg Tverdovsky	237
Paul Kariya	195
Steve Rucchin	185



NHL (ACTIVE)

Player	Consecutive Games Played
Brendan Morrison, VAN	512
Cory Sarich, TB	388
Andrew Brunette, COL	371
Olli Jokinen, FLA	294
Jay Pandolfo, NJ	283
Brad Richards, TB	283
Samuel Pahlsson, ANA	275

2006-07 GAME-BY-GAME



#	Date	Team	W/L/OT	Record	GF- GA	Scorers	W Goal	PP	PK	SF - SA	W - L Gldr	Attend.
1	10/06/2006	LOS ANGELES	W	01-00-00	43	10,19,15,14P	14	1-5	67	32-44	35-39	17174+
2	10/07/2006	@ PHOENIX	W	02-00-00	21	8P,17P	17	2-5	5-6	25-35	30-31	15897
3	10/09/2006	ST. LOUIS	W	03-00-00	20	14P,14P	14	2-6	5-5	34-34	35-1	13938
4	10/11/2006	NY ISLANDERS	O**	03-00-01	45	26,26,25P,10P	16	2-6	23	50-24	1-35	12394
5	10/15/2006	DALLAS	O**	03-00-02	34	225,27,19	36	0-4	8-10	39-35	35-35	15269
6	10/18/2006	DETROIT	W	04-00-02	41	15P,37P,14P,10	37	3-10	7-7	31-22	35-39	14767
7	10/20/2006	MINNESOTA	W	05-00-02	21	27,21	21	0-4	5-5	29-28	35-35	13430
8	10/22/2006	@ LOS ANGELES	W**	06-00-02	32	38,17,15X	15	0-1	2-2	21-31	35-31	18118
9	10/25/2006	EDMONTON	W	07-00-02	62	32,27,15,38,15,32	15	0-2	4-5	20-31	35-35	13537
10	10/27/2006	@ MINNESOTA	O**	07-00-03	23	19,14	9	0-4	9-9	34-33	35-35	18568
11	10/28/2006	@ CHICAGO	W	08-00-03	30	17,19P,44	17	1-7	3-3	22-14	30-31	13580
12	10/30/2006	@ ST. LOUIS	W**	09-00-03	65	32,23,22,27P,17P,15X	15	2-3	7-9	33-24	35-1	8629
13	11/01/2006	NY RANGERS	O*	09-00-04	34	8,25,15	68	0-6	7-9	33-34	80-35	14350
14	11/03/2006	PHOENIX	W	10-00-04	62	14P,17,8P,21,19,25P	8	3-7	5-5	35-27	30-31	14833
15	11/04/2006	PITTSBURGH	W*	11-00-04	32	14,10P,8P	8	2-9	2-2	40-17	35-41	16599
16	11/09/2006	@ VANCOUVER	W	12-00-04	60	37,14,26,15,22,15	37	0-7	5-5	27-20	35-1	18630
17	11/10/2006	@ CALGARY	L	12-01-04	33	17,10,27P	22	0-5	2-2	37-18	34-30	19289
18	11/12/2006	MINNESOTA	W	13-01-04	32	17,10,27P	27	1-5	0-0	38-26	35-32	16306
19	11/15/2006	PHILADELPHIA	L	13-02-04	47	14,26,17P,19P	12	2-6	2-5	41-16	42-35	15379
20	11/17/2006	CHICAGO	O**	13-02-05	34	23,8P,14P	15	2-11	3-3	45-24	39-30	16526
21	11/19/2006	PHOENIX	W	14-02-05	64	19P,19,14P,14,14,44	14	2-5	1-4	30-28	35-31	16394
22	11/21/2006	SAN JOSE	W	15-02-05	50	25,15P,8,23P,8	25	2-5	3-3	44-23	35-20	15013
23	11/22/2006	@ COLORADO	O**	15-02-06	23	8P,17	19	1-4	4-4	32-43	60-35	17104
24	11/24/2006	NEW JERSEY	W	16-02-06	42	17,26,225,22	22	0-6	5-6	37-25	35-30	16599
25	11/26/2006	CALGARY	W	17-02-06	53	26,8P,15P,8,22	8	2-6	3-4	39-22	31-29	17174+
26	11/28/2006	@ EDMONTON	W*	18-02-06	32	8P,14,15	15	1-3	4-4	26-22	35-35	16839
27	11/30/2006	@ VANCOUVER	W	19-02-06	21	19,15P	15	1-7	2-2	30-24	35-1	18630
28	12/02/2006	@ LOS ANGELES	W	20-02-06	43	32,8P,44,8P	8	2-6	5-7	29-41	35-39	16141
29	12/03/2006	LOS ANGELES	L	20-03-06	23	15P,22	24	1-3	7-8	29-41	39-35	17174+
30	12/04/2006	NASHVILLE	W	21-03-06	40	8,15,8P,14P	8	2-5	6-6	32-21	35-30	15362
31	12/08/2006	@ WASHINGTON	W	22-03-06	61	45,225,17,8,19,10	22	0-3	6-7	34-27	35-37	12269
32	12/09/2006	@ TAMPA BAY	W	23-03-06	43	17,17P,8,14	14	1-2	5-5	25-27	35-30	18719
33	12/12/2006	@ FLORIDA	W	24-03-06	54	10,15,23,25P,25	25	1-4	4-4	36-31	35-35	13140
34	12/13/2006	@ ATLANTA	W	25-03-06	21	8P,8	8	1-5	6-7	32-35	35-32	16028
35	12/16/2006	@ SAN JOSE	L	25-04-06	34	15P,10,17P	19	2-7	4-6	35-29	20-35	17496
36	12/18/2006	CALGARY	W	26-04-06	41	19,26,17,10P	26	1-3	5-5	41-28	35-34	17174+
37	12/20/2006	DALLAS	W	27-04-06	41	25,10,10,27P	10	1-4	3-3	27-27	35-35	17174+
38	12/23/2006	@ PHOENIX	L	27-05-06	02	1	19	0-3	4-4	29-32	32-35	14843
39	12/26/2006	@ SAN JOSE	W	28-05-06	43	39,14,17,10	10	0-4	5-6	30-21	31-20	17496
40	12/29/2006	@ CAROLINA	L	28-06-06	24	8,8P	11	1-6	3-6	27-27	30-31	18790
41	12/31/2006	@ MINNESOTA	L	28-07-06	34	8,27P,8P	21	2-7	7-10	30-29	35-31	18568
42	01/02/2007	@ DETROIT	L	28-08-06	1-2	15P	40	1-5	4-5	22-30	39-30	20066
43	01/05/2007	COLUMBUS	L	28-09-06	34	19P,32,8	27	1-7	7-7	36-33	30-30	17405+
44	01/07/2007	DETROIT	W	29-09-06	42	32,43,15,44	15	0-2	5-7	27-35	30-39	17418+
45	01/09/2007	@ NASHVILLE	O*	29-09-07	45	14,17P,15P,8	26	2-5	5-5	31-24	29-30	11821
46	01/11/2007	@ DALLAS	W	30-09-07	51	8P,8P,27P,33,8	8	3-7	3-3	24-18	30-35	18532
47	01/13/2007	COLORADO	O**	30-09-08	23	46,15	23	0-4	2-2	40-17	31-30	17174+
48	01/16/2007	ST. LOUIS	L	30-10-08	24	10,8P	39	1-6	3-4	32-20	1-30	17174+
49	01/18/2007	@ EDMONTON	L	30-11-08	14	8	20	0-3	5-5	24-20	35-30	16839
50	01/19/2007	@ CALGARY	L	30-12-08	23	27P,27	11	1-4	5-6	24-22	34-30	19289
51	01/28/2007	DALLAS	W	31-12-08	41	19,17,19,8P	17	1-7	4-5	28-31	35-35	17331+
52	01/31/2007	PHOENIX	W	32-12-08	21	32,19P	19	1-3	3-3	40-25	35-31	17174+
53	02/03/2007	@ NASHVILLE	L	32-13-08	03	-	2	0-4	6-8	36-20	29-35	17113
54	02/06/2007	@ SAN JOSE	W	33-13-08	74	32,26,19,44,17,32,155	17	0-1	3-5	31-38	35-35	17496
55	02/07/2007	SAN JOSE	L	33-14-08	23	8,45	9	0-5	4-5	22-29	35-30	17466+
56	02/10/2007	@ DALLAS	L	33-15-08	01	-	36	0-6	5-6	32-21	41-35	17793
57	02/13/2007	@ COLORADO	L	33-16-08	02	-	23	0-5	4-5	39-29	31-35	17512
58	02/15/2007	@ PHOENIX	W*	34-16-08	34	8,25P,17,25P,8P	8	3-5	6-6	40-26	35-31	15038
59	02/17/2007	@ LOS ANGELES	W**	35-16-08	52	8P,14,10X	10	1-5	4-5	34-32	35-31	18118
60	02/18/2007	LOS ANGELES	O**	35-16-09	34	14,8P,15P	17	2-7	5-7	42-24	1-35	17363+
61	02/20/2007	VANCOUVER	O*	35-16-10	23	47,14P	22	1-4	2-4	40-31	35-35	17467+
62	02/23/2007	@ DALLAS	L	35-17-10	14	10	50	0-5	4-4	25-21	41-35	17634
63	02/25/2007	COLORADO	W	36-17-10	53	19,19P,8,27,25P	27	2-7	3-5	41-26	35-60	17174+
64	02/26/2007	@ SAN JOSE	W	37-17-10	32	17,17,8	8	0-1	4-5	19-42	30-20	17496
65	03/01/2007	@ LOS ANGELES	O*	37-17-11	34	17P,27P,19	13	2-4	5-6	30-21	1-30	17620
66	03/02/2007	SAN JOSE	W	38-17-11	31	17P,14,25P	14	2-5	6-6	25-31	35-20	17174+
67	03/04/2007	NASHVILLE	W**	39-17-11	32	8,17,8X	8	0-5	2-2	35-14	35-29	17174+
68	03/07/2007	PHOENIX	W	40-17-11	21	5P,33	33	1-3	4-4	26-25	35-32	17174+
69	03/09/2007	EDMONTON	W	41-17-11	51	15P,10,15,17P,19	10	2-5	1-1	32-29	30-35	17174+
70	03/11/2007	VANCOUVER	W	42-17-11	42	8P,19,19,8P	19	2-7	7-7	24-26	35-1	17174+
71	03/14/2007	COLUMBUS	O**	42-17-12	45	10,23,23,14	9	0-5	6-7	38-27	30-35	17174+
72	03/16/2007	CHICAGO	W	43-17-12	52	8,10P,8P,19,19P	8	3-7	6-8	26-33	30-39	17174+
73	03/18/2007	LOS ANGELES	L	43-18-12	35	32,17,8	12	0-4	2-4	27-29	31-35	17174+
74	03/22/2007	@ PHOENIX	L	43-19-12	1-2	32	21	0-4	5-5	23-31	31-30	15593
75	03/23/2007	DALLAS	W*	44-19-12	32	14P,14P,27	27	2-3	3-4	35-36	35-35	17421+
76	03/26/2007	@ DETROIT	L	44-20-12	0-1	-	13	0-4	3-3	25-28	39-35	20066
77	03/28/2007	@ CHICAGO	W	45-20-12	31	17,17,16	17	0-3	2-3	23-21	30-39	11295
78	03/29/2007	@ COLUMBUS	W	46-20-12	52	25,23P,15P,25P,8	15	3-6	4-4	31-25	35-30	15340
79	03/31/2007	@ ST. LOUIS	W*	47-20-12	32	27P,19P,19	19	2-4	4-4	27-22	35-30	18609
80	04/04/2007	SAN JOSE	O**	47-20-13	23	19,27P	29	1-4	3-3	39-31	20-30	17440+
81	04/06/2007	@ DALLAS	O**	47-20-14	1-2	8	17	0-3	5-5	22-30	30-30	18584
82	04/07/2007	@ COLUMBUS	W	48-20-14	43	8P,17,8P,15	15	2-3	4-4	25-45	30-30	17391

(* = OVERTIME ** = SHOOTOUT + = SELLOUT)
P = POWER PLAY GOAL S = SHORTHANDED GOAL X = SHOOTOUT GOAL



FRONT ROW (L-R): J.S. Giguere, Executive Vice President/COO Tim Ryan, Senior Vice President of Hockey Operations Bob Murray, Executive Vice President/General Manager Brian Burke, Owner Henry Samueli, Alternate Captain Teemu Selanne, Captain Scott Niedermayer, Alternate Captain Rob Niedermayer, Owner Susan Samueli, CEO Michael Schulman, Head Coach Randy Carlyle, Senior Vice President/CMO Bob Wagner, Ilya Bryzgalov. **SECOND ROW:** Video Coordinator Joe Trotta, Assistant Coach Dave Farrish, Senior Advisor to the General Manager Al Coates, Vice President of Amateur Scouting Chuck Fletcher, Samuel Pahlsson, Ruslan Salei, Andy McDonald, Joffrey Lupul, Assistant GM David McNab, Vice President of Sales & Marketing Steve Obert, Assistant Coach Newell Brown, Goaltending Consultant Francois Allaire. **THIRD ROW:** Assistant Equipment Manager John Allaway, Equipment Manager Mark O'Neill, Strength & Conditioning Coach Sean Skahan, Chris Kunitz, Jeff Friesen, Vitaly Vishnevski, Jason Marshall, Todd Marchant, Visiting Team Equipment Attendant Chris Kincaid, Head Trainer Tim Clark, Massage Therapist James Partida. **BACK ROW:** Francois Beauchemin, Travis Moen, Todd Fodoruk, Sean O'Donnell, Ryan Getzlaf, Corey Perry, Joe DiPenta, Jonathan Hedstrom.

POSTSEASON NOTES IN PLAYOFF SECTION

PLAYOFF BOUND

The Ducks finished the regular season with a record of 43-27-12, good for 98 standings points and a sixth place finish in the Western Conference...the club clinched a playoff spot on Apr. 10 @ VAN, the fourth post-season berth in club history.

A RECORD-BREAKING SEASON

The Ducks set club-records in wins (43) and points (98), eclipsing the previous marks of 40 and 95, respectively, set in 2002-2003...Anaheim's 26 wins at HOME (26-10-5) also set a club-record, breaking the record of 23 in 1996-97 (23-12-6)...the Ducks also set club-records for goals scored with 251 (not including team goals awarded in shootouts) and power play goals with 87...all of these marks were broken again the next season (2006-2007).

STEADY CLIMB

On Jan. 13, the Ducks were 10th in the Western Conference (19-16-7, 45 points) and eight points out of the last playoff spot (occupied at the time by Colorado)...from that point on, Anaheim had a record of 24-11-5 for 53 points...the Ducks became just the fourth NHL team to qualify for the playoffs when trailing the 8th place position by 8 points-or-more anytime after Jan. 1...the first three teams to do so were the NY Islanders (1993-94 - finished 7th), Ottawa Senators (1996-97 - finished 7th) & Vancouver Canucks (2001-2002 - finished 8th)...the San Jose Sharks followed suit by becoming the fifth such team to accomplish the feat...the NHL standings switched to the current format in 1992-93.

ANOTHER GREAT SEASON

Ducks Captain Scott Niedermayer established then career highs in points, assists and games played with 13-50=63 points in 82 games in 2005-2006...his assist and point totals were new franchise records for a defenseman (records he broke again the following season)...Niedermayer finished the season ranked 6th in the NHL in points and T-4th in assists by a defenseman...in his Norris Trophy winning season of 2003-04, Niedermayer scored 14-40=54 points in 81 games...in January, he was named to Canada's Olympic Team but elected not to play so he could have arthroscopic knee surgery during the Olympic Break...after the Olympic Break, he scored 4-17=21 points in 25 games in leading the Ducks to a 16-8-1 record...he was one of four Ducks' players to play in every game, marking the first time in his career he played all 82 games.

FLASHY FINN

Ducks right wing Teemu Selanne scored 40-50=90 points in 80 games with a +28 rating...he led the Ducks in goals, points, plus/minus, power play goals (18) and shooting percentage (15.0%)...after leading Finland to the Silver Medal at the 2006 Winter Olympics (was named best forward in the tournament), Selanne had 14-22=36 points with a +8 rating in his last 25 games (only Thornton and Cheechoo of SJ had more points)...his 40 goals are the most he scored in one season since 1998-1999, when he scored 47...he finished the season ranked T-13th in the NHL in points, T-10th in goals.

2005-06 GAME-BY-GAME



#	DATE	TEAM	W/L/T/O	RECORD	GF - GA	SCORERS	W/T GOAL	PP	PK	SF - SA	W - L GLTRD	ATTEND.
1	10/05/2005	@ CHICAGO	W	01-00-00	5-3	13P,155,15,27P,4A5	27	2-9	8-9	24-39	35 - 53	16533
2	10/08/2005	@ NASHVILLE	O**	01-00-01	2-3	26,39	9	0-5	3-4	35-35	29 - 35	16279
3	10/10/2005	EDMONTON	L	01-01-01	2-4	13,61	20	0-7	5-8	33-32	30 - 35	17174+
4	10/14/2005	COLUMBUS	W	02-01-01	4-3	32,15,15P,3	3	1-6	7-9	36-19	35 - 31	12930
5	10/16/2005	@ MINNESOTA	L	02-02-01	1-3	7	17	0-7	6-8	29-22	35 - 35	18568
6	10/19/2005	@ ST. LOUIS	L	02-03-01	2-4	8,13P	4	1-6	5-7	34-30	40 - 30	10882
7	10/21/2005	@ DETROIT	L	02-04-01	2-3	13,51P	37	1-4	5-8	25-39	34 - 30	20066
8	10/23/2005	PHOENIX	W	03-04-01	5-3	39,13,19P,175,4A	17	2-6	5-7	28-27	30 - 30	13733
9	10/25/2005	@ LOS ANGELES	L	03-05-01	1-3	19	20	0-7	7-8	30-33	35 - 30	18118
10	10/26/2005	CALGARY	W	04-05-01	4-1	15P,19,3P,13P	19	3-6	6-7	31-26	35 - 34	11774
11	10/28/2005	ST. LOUIS	W	05-05-01	6-4	15,13P,17P,39,44P,13	44	3-8	6-7	39-28	35 - 50	12510
12	10/30/2005	PHOENIX	W	06-05-01	3-2	13,19,19P	19	1-4	6-7	27-36	35 - 30	12956
13	11/01/2005	NASHVILLE	W	07-05-01	4-1	19,17P,27P,38	17	2-10	7-7	35-33	35 - 29	11690
14	11/03/2005	@ COLORADO	L	07-06-01	3-4	39,15P,155	24	1-3	7-7	23-32	1 - 30	18007
15	11/04/2005	SAN JOSE	O*	07-06-02	0-1	-	11	0-6	6-7	21-32	31 - 35	12546
16	11/06/2005	MINNESOTA	O**	07-06-03	3-4	25,51,51P	25	1-9	4-4	42-21	35 - 35	14053
17	11/12/2005	@ PHOENIX	O*	07-06-04	1-2	51	4	0-5	4-4	44-30	31 - 35	16358
18	11/13/2005	DALLAS	L	07-07-04	1-3	17	26	0-7	5-6	41-19	35 - 35	14018
19	11/16/2005	DALLAS	L	07-08-04	2-4	32,27P	26	1-5	9-10	32-38	35 - 30	12189
20	11/20/2005	COLORADO	L	07-09-04	2-3	17,13P	40	1-6	6-7	33-31	31 - 30	15614
21	11/20/2005	VANCOUVER	L	07-10-04	2-3	19P,44P	6	2-10	9-10	33-29	39 - 30	14149
22	11/22/2005	@ PHOENIX	W	08-10-04	2-1	28,13	13	0-2	7-7	20-20	30 - 31	13696
23	11/23/2005	@ DALLAS	L	08-11-04	1-3	13	44	0-7	6-8	21-27	35 - 30	18532
24	11/25/2005	DETROIT	W	09-11-04	3-1	19,13P,175	13	1-3	4-5	29-29	30 - 30	17174+
25	11/27/2005	CHICAGO	W	10-11-04	3-1	13,15,44	15	0-8	7-7	25-35	30 - 33	13078
26	11/30/2005	PHOENIX	W	11-11-04	6-1	15,13,38,76P,6P,25P	13	3-8	7-7	35-17	30 - 30	12050
27	12/03/2005	ATLANTA	W	12-11-04	2-1	15,19P	19	1-4	4-4	28-21	30 - 35	14532
28	12/06/2005	CAROLINA	L	12-12-04	2-6	44,23	14	0-4	4-5	37-31	29 - 30	13045
29	12/08/2005	@ BUFFALO	O*	12-12-05	2-3	38,15	61	0-4	1-2	30-31	43 - 35	12504
30	12/10/2005	@ MONTREAL	W	13-12-05	5-3	25,39,24,17,44P	17	1-6	5-7	37-24	35 - 60	21273
31	12/12/2005	@ TORONTO	L	13-13-05	2-3	44,13	10	0-8	4-6	29-27	32 - 35	19401
32	12/14/2005	TAMPA BAY	W	14-13-05	4-2	22,25P,23P,44	23	2-7	6-7	33-24	35 - 47	12286
33	12/16/2005	LOS ANGELES	O**	14-13-06	3-4	39,22,15P	38	1-4	4-6	45-37	31 - 35	17174+
34	12/18/2005	SAN JOSE	W	15-13-06	5-4	385,27,29,22,44	44	0-4	4-5	34-34	35 - 20	16297
35	12/20/2005	@ SAN JOSE	L	15-14-06	2-4	39P,13P	14	2-9	2-3	35-21	20 - 35	16172
36	12/21/2005	ST. LOUIS	W	16-14-06	6-3	13,19P,26S,28,19,33	28	1-7	7-8	36-25	35 - 50	13381
37	12/28/2005	@ COLUMBUS	L	16-15-06	0-1	-	25	0-4	10-10	40-42	30 - 35	17387
38	12/31/2005	@ ST. LOUIS	W**	17-15-06	5-4	19,38,5,38,38X	38	0-3	4-7	33-34	35 - 1	13286
39	01/01/2006	@ NASHVILLE	W	18-15-06	4-2	15,15,27P,17	27	1-7	4-4	36-23	30 - 29	17113
40	01/06/2006	@ DALLAS	O**	18-15-07	3-4	19P,26,13P	20	2-7	6-6	26-25	1 - 35	18532
41	01/07/2006	@ MINNESOTA	L	18-16-07	1-4	29	25	0-4	7-8	23-36	35 - 30	18568
42	01/09/2006	LOS ANGELES	W	19-16-07	6-2	51P,19P,17,17,38,17	17	2-5	5-6	27-43	35 - 31	17174+
43	01/13/2006	WASHINGTON	O*	19-16-08	2-3	15,32	8	0-3	2-2	34-26	1 - 35	16186
44	01/16/2006	@ BOSTON	O*	19-16-09	3-4	27P,38,51P	37	2-9	4-4	28-24	30 - 30	15279
45	01/19/2006	@ OTTAWA	W**	20-16-09	4-3	38P,13,22,38X	38	1-4	3-4	39-33	35 - 39	19387
46	01/21/2006	FLORIDA	W	21-16-09	1-0	38	38	0-7	7-7	31-30	35 - 1	17011
47	01/23/2006	@ LOS ANGELES	O**	21-16-10	2-3	23,23P	6	1-4	9-9	35-34	31 - 35	18118
48	01/25/2006	EDMONTON	L	21-17-10	3-6	38P,13P,13	44	2-6	8-10	22-26	30 - 35	14456
49	01/26/2006	@ SAN JOSE	W	22-17-10	2-0	19,15P	19	1-5	6-6	32-24	30 - 20	16174
50	01/28/2006	@ LOS ANGELES	W	23-17-10	6-2	15P,61,51P,38,61P,27P	51	4-8	6-8	33-32	30 - 31	18118
51	01/30/2006	LOS ANGELES	W*	24-17-10	4-3	13P,51P,13,27	27	2-6	3-4	45-32	30 - 31	17174+
52	02/01/2006	SAN JOSE	L	24-18-10	4-6	39P,19P,38,76	14	2-9	5-8	39-35	20 - 30	16542
53	02/04/2006	@ SAN JOSE	W	25-18-10	2-0	29,13	29	0-5	8-8	24-35	35 - 20	17496
54	02/06/2006	@ EDMONTON	O**	25-18-11	5-6	19,61,38,22,27	34	0-5	3-5	40-30	1 - 35	16839
55	02/08/2006	@ CALGARY	L	25-19-11	1-3	19P	22	1-6	2-5	32-24	34 - 35	19289
56	02/10/2006	@ VANCOUVER	W	26-19-11	3-1	33,19,15P	19	1-4	5-5	30-28	30 - 35	18630
57	02/12/2006	CHICAGO	W	27-19-11	4-1	15P,76,61,15	76	1-8	2-2	32-24	35 - 30	17174+
58	03/01/2006	DETROIT	L	27-20-11	0-2	-	96	0-5	7-8	24-33	30 - 35	16606
59	03/03/2006	MINNESOTA	W	28-20-11	4-2	26S,61P,8,13	8	1-5	3-3	32-38	35 - 30	17048
60	03/05/2006	COLUMBUS	O**	28-20-12	2-3	51P,19	61	1-6	7-9	45-34	31 - 35	16124
61	03/07/2006	SAN JOSE	W*	29-20-12	5-4	15,19P,19,61P,8	8	2-4	5-6	27-48	35 - 20	15488
62	03/11/2006	@ PHOENIX	W	30-20-12	5-3	44,13,17,23P,44	23	1-10	7-8	36-17	35 - 31	17799
63	03/12/2006	PHOENIX	W	31-20-12	5-2	15P,26,12,61,22	12	1-8	4-4	45-22	30 - 35	17174+
64	03/15/2006	@ DETROIT	L	31-21-12	1-3	13P	23	1-6	3-4	26-29	30 - 35	20066
65	03/17/2006	@ CHICAGO	W	32-21-12	2-1	19,19	19	0-5	6-6	30-23	35 - 53	12031
66	03/19/2006	@ COLUMBUS	W	33-21-12	4-3	23,32,61,15P	15	1-6	8-9	29-28	35 - 30	16519
67	03/20/2006	@ DALLAS	W	34-21-12	2-1	19,26	26	0-2	2-3	18-25	35 - 35	18150
68	03/22/2006	COLORADO	W*	35-21-12	5-4	51P,27P,27P,19,17	17	3-5	2-3	36-29	35 - 31	15623
69	03/24/2006	NASHVILLE	W	36-21-12	6-3	13P,38P,13,61,19,19P	61	3-6	5-6	30-39	35 - 29	16377
70	03/25/2006	@ PHOENIX	W	37-21-12	5-2	27P,13P,61,13,23P	61	3-4	7-7	27-34	35 - 30	17605
71	03/28/2006	@ COLORADO	L	37-22-12	3-4	21,13,51	15	0-5	3-3	31-35	31 - 35	18007
72	03/29/2006	@ DALLAS	L	37-23-12	1-2	51	39	0-3	6-8	16-29	35 - 35	17764
73	03/31/2006	DALLAS	W**	38-23-12	5-4	38,26S,29,19,44X	44	0-5	2-4	36-31	35 - 35	17174+
74	04/02/2006	VANCOUVER	W	39-23-12	6-2	13P,26,23,51P,26,13	23	2-5	4-5	30-29	35 - 35	17174+
75	04/04/2006	LOS ANGELES	W	40-23-12	6-2	13P,15P,13P,26,26,61	13	3-4	3-3	41-18	35 - 31	17174+
76	04/06/2006	DALLAS	L	40-24-12	3-5	44,19P,15	39	1-7	5-7	35-28	35 - 35	17174+
77	04/08/2006	@ LOS ANGELES	W	41-24-12	4-2	44,15P,38,38P	38	2-6	8-9	32-27	35 - 31	17242
78	04/10/2006	@ VANCOUVER	L	42-24-12	4-2	27,44,19P,13	19	1-5	5-7	18-41	35 - 35	18630
79	04/11/2006	@ CALGARY	L	42-25-12	0-3	-	17	0-4	1-2	32-25	34 - 30	19289
80	04/13/2006	@ EDMONTON	L	42-26-12	1-2	19	83	0-4	5-5	24-37	35 - 35	16839
81	04/15/2006	@ SAN JOSE	L	42-27-12	3-6	51P,15,19	14	1-7	4-7	34-22	35 - 35	17496
82	04/17/2006	CALGARY	W	43-27-12	4-3	61P,38P,19,13P	13	3-13	7-8	34-32	35 - 33	17174+

(* = OVERTIME, ** = SHOOTOUT, + = SELLOUT)

2003-04 MIGHTY DUCKS OF ANAHEIM



Front Row (L-R): Jean-Sebastien Giguere, Director of Hockey Operations Chuck Fletcher, Assistant General Manager David McNab, Senior Vice President/General Manager Bryan Murray, Alternate Captain Keith Carney, Captain Steve Rucchin, Alternate Captain Sergei Fedorov, Head Coach Mike Babcock, Assistant Coach Lorne Henning, Senior Vice President Business Operations Al Coates, Martin Gerber. **Second Row:** Head Athletic Trainer Chris Phillips, Goaltending Consultant Francois Allaire, Assistant Coach Paul MacLean, Ruslan Salei, Vachlav Prospal, Rob Niedermayer, Petr Sykora, Assistant Coach Greg Carvel, Equipment Manager Mark O'Neill, Assistant Equipment Manager John Allaway. **Third Row:** Training Room Assistant Guido Sendowsky, Andy McDonald, Samuel Pahlsson, Mike Leclerc, Sandis Ozolinsh, Martin Skoula, Vitaly Vishnevski, Niclas Havelid, Massage Therapist Vincent Bennett. **Fourth Row:** Visiting Team Equipment Attendant Chris Kincaid, Joffrey Lupul, Cam Severson, Lance Ward, Garrett Burnett, Petr Schastlivy, Jason Krog, Strength and Conditioning Coach Sean Skahan.

THE SEASON:

The Ducks finished the season with a mark of 29-35-10-8 for 76 points (fourth in Pacific Division, 12th in the Western Conference)...Anaheim ended the season going 13-12-2-1 over the last 28 games...the Ducks went 19-11-7-4 at home, 10-24-3-4 on the road.

DUCKS SOLID AT HOME IN 2003-04:

The Ducks (19-11-7-4 at the Arrowhead Pond) had at least one point in 15 of the last 19 (11-4-2-2) and 29 of the last 38 games at home (19-9-7-3)...including the last 33 regular season home games of the 2002-2003 season, the Ducks had a record of 38-17-13-6 over the last 74 home games, earning at least one point in 57 of the 74 contests at Honda Center (19-6-6-2 in last 33 home games in 2002-03, 19-11-7-4 in 2003-2004).

DUCKS LEAD LEAGUE IN FACEOFF PERCENTAGE FOR SECOND STRAIGHT SEASON:

The Mighty Ducks of Anaheim led the NHL in face-off percentage for the second consecutive year, winning 55.3% of their face-offs (2882-of-5208 total)...Carolina finished second winning 54.9%...Jason Krog led the team for the second straight year and ranked fourth in the NHL, with a 58.5 winning percentage (450-of-769), while Sergei Fedorov ranked 12th in the NHL (56.6%)...the Ducks won a season-high 67.2 percent in the home opener vs. Phoenix on Oct. 12...Anaheim won 50% or more of its face-offs in 17 of its last 19 games and 20 of the last 24...in 2002-2003, Anaheim finished first in the NHL with a 55.2 win percentage...Krog led the team and was second in the NHL with a 60.4 winning percentage (634 TF - 383 wins) in 2002-03...below is a breakdown of the top face-off teams in 2003-04.

NHL TEAMS RANKED BY FACEOFF PERCENTAGE SEASON

1. Anaheim – 55.3%
2. Carolina – 54.9%
3. Detroit – 52.5%
4. Boston – 52.1%
5. Toronto – 52.1%


2003-04 GAME-BY-GAME



GAME	DATE	OPPONENT	RESULT	RECORD/PTS.	DUCKS GOALS (BY #)	ANA. GOALTENDER(S)	ATTENDANCE
1	10/8	@ DALLAS	4-1 L	0-1-0/0	44	GIGUERE	18,532
2	10/9	@ NASHVILLE	3-1 L	0-2-0/0	44	GERBER	16,684
3	10/12	VS. PHOENIX	2-0 L	0-3-0/0	-	GIGUERE	17,174*
4	10/17	VS. OTTAWA	3-0 L	0-4-0/0	-	GIGUERE	13,885
5	10/19	VS. BOSTON	4-3 L (OT)	0-4-1/1	20, 40, 20	GIGUERE	13,120
6	10/21	@ SAN JOSE	2-0 W	1-4-1/3	8, 39	GERBER	14,362
7	10/22	VS. PHILADELPHIA	4-3 W (OT)	2-4-1/5	91, 40, 39, 44	GIGUERE	12,737
8	10/24	VS. BUFFALO	5-2 L	2-5-1/5	15, 39	GIGUERE	14,186
9	10/26	VS. CHICAGO	1-1 T (OT)	2-5-1/6	15+	GERBER	12,845
10	10/28	@ NYR	3-1 W	3-5-1/8	8, 28, 44	GERBER	17,902
11	10/29	@ WASHINGTON	4-2 W	4-5-1/10	91, 91, 10, 20	GERBER	13,350
12	11/1	@ NYI	4-1 L	4-6-1/10	44	GERBER (GIGUERE)	10,782
13	11/2	@ CHICAGO	3-1 L	4-7-1/10	40	GIGUERE	11,678
14	11/5	@ ST. LOUIS	2-1 L (OT)	4-7-2/11	8	GIGUERE	15,191
15	11/8	@ PHOENIX	4-3 L	4-7-3/12	44, 20, 20	GIGUERE	15,177
16	11/9	VS. PHOENIX	2-1 W (OT)	5-7-3/14	20*, 39	GIGUERE	14,269
17	11/12	VS. TORONTO	5-1 W	6-7-3/16	19, 19, 91, 91, 39	GIGUERE	15,903
18	11/16	VS. ST. LOUIS	4-3 W	7-7-3/18	10, 5, 20, 20	GIGUERE	14,460
19	11/18	@ COLORADO	2-1 L (OT)	7-7-4/19	40	GERBER	18,007
20	11/19	@ DALLAS	3-3 T (OT)	7-7-4/20	19, 39, 19+	GIGUERE	18,532
21	11/21	VS. NASHVILLE	4-3 L (OT)	7-7-5/21	10, 26, 20	GIGUERE	14,166
22	11/26	VS. NEW JERSEY	3-3 T	7-7-5/22	39, 91, 91+	GIGUERE	16,472
23	11/28	VS. CHICAGO	4-3 W	8-7-5/24	39, 15, 10, 91+	GERBER	15,117
24	11/30	@ MINNESOTA	1-1 T (OT)	8-7-4/25	8+	GIGUERE	18,568
25	12/2	@ COLUMBUS	2-1 L	8-8-4/25	40	GERBER	16,525
26	12/3	@ DETROIT	7-2 L	8-9-4/25	91, 49	GIGUERE (GERBER)	20,066
27	12/5	@ ATLANTA	6-2 L	8-10-4/25	15, 15	GIGUERE (GERBER)	17,230
28	12/7	VS. DALLAS	4-0 W	9-10-4/25	40, 15, 34, 91+	GERBER	15,831
29	12/10	VS. SAN JOSE	3-2 W	10-10-4/27	19, 39, 24	GERBER	12,246
30	12/13	@ SAN JOSE	2-0 L	10-11-4/29	-	GERBER	16,216
31	12/14	VS. EDMONTON	3-2 L	10-12-4/29	19, 39	GIGUERE	12,426
32	12/19	VS. COLORADO	1-0 W	11-12-4/31	91	GIGUERE	17,174*
33	12/21	VS. SAN JOSE	2-1 L	11-13-4/31	39	GIGUERE	14,853
34	12/22	@ SAN JOSE	2-1 L	11-14-4/31	23	GERBER	15,695
35	12/27	@ FLORIDA	3-2 L	11-15-4/31	27, 91	GIGUERE	18,007
36	12/29	@ TAMPA BAY	2-0 W	12-15-4/33	28, 39	GIGUERE	17,662
37	12/31	@ CAROLINA	3-1 W	13-15-4/35	19, 24*, 91	GERBER	13,379
38	1/2	@ BUFFALO	5-2 L	13-16-4/35	3, 19*	GERBER	18,690
39	1/3	@ DETROIT	3-1 L	13-17-4/35	19	GIGUERE	20,066
40	1/5	VS. DALLAS	2-2 T (OT)	13-17-5/36	20, 44+	GIGUERE	12,258
41	1/7	VS. LOS ANGELES	4-4 T (OT)	13-17-6/37	18, 18, 91, 2+	GIGUERE	17,174*
42	1/9	VS. VANCOUVER	5-2 L	13-18-6/37	2, 39	GIGUERE (GERBER)	15,914
43	1/11	VS. COLUMBUS	2-2 T (OT)	13-18-7/38	5, 2	GERBER	15,559
44	1/13	@ COLORADO	3-1 L	13-19-7/38	91	GIGUERE	18,007
45	1/15	@ EDMONTON	1-0 L	13-20-7/38	-	GERBER	16,839
46	1/17	@ VANCOUVER	2-1 W	14-20-7/40	2, 40	GIGUERE	18,630
47	1/19	VS. CALGARY	5-1 L	14-21-7/40	91	GIGUERE	13,146
48	1/21	VS. DETROIT	2-2 T (OT)	14-21-8/41	39, 40+	GIGUERE	17,174*
49	1/23	VS. MINNESOTA	6-2 W	15-21-8/43	39, 40, 15, 44, 40	GERBER	17,174*
50	1/24	@ LOS ANGELES	4-2 L	15-22-8/43	44, 40	GIGUERE	18,186
51	1/28	VS. LOS ANGELES	4-3 L (OT)	15-22-8/44	20, 20, 24	GERBER	17,174*
52	1/30	VS. COLORADO	4-3 W (OT)	16-22-8/46	40, 20, 91, 28	GERBER	17,174*
53	2/1	@ CALGARY	6-4 L	16-23-8/46	39, 5, 40, 91	GERBER (GIGUERE)	15,189
54	2/2	@ EDMONTON	2-1 L (OT)	16-23-8/47	15	GERBER	16,183
55	2/4	VS. CAROLINA	3-2 W	17-23-8/49	40, 5, 26	GERBER	12,339
56	2/11	VS. PHOENIX	5-3 W	18-23-8/51	28, 91, 15, 40, 39	GIGUERE	12,386
57	2/13	@ CALGARY	2-1 L	18-24-8/51	20	GIGUERE	17,749
58	2/14	@ VANCOUVER	2-1 W	19-24-8/53	3, 27	GIGUERE	18,630
59	2/16	VS. DALLAS	3-1 W	20-24-8/55	91, 39, 125	GIGUERE	15,139
60	2/18	VS. COLUMBUS	3-1 W	21-24-8/57	14, 40, 915	GIGUERE	12,898
61	2/20	VS. NASHVILLE	3-2 L (OT)	21-24-8/58	26, 5	GIGUERE	16,263
62	2/22	@ DALLAS	4-0 L	21-25-8/58	-	GIGUERE	18,532
63	2/23	@ PHOENIX	1-1 T (OT)	21-25-8/59	10	GIGUERE	14,789
64	2/25	VS. EDMONTON	4-2 W	22-25-8/61	28, 26, 15, 15	GIGUERE	15,235
65	2/28	@ LOS ANGELES	2-1 L	22-26-8/61	15	GIGUERE	18,207
66	2/29	VS. LOS ANGELES	6-3 W	23-26-8/63	91, 17, 27, 91, 40, 20	GIGUERE	17,174*
67	3/3	VS. MINNESOTA	2-0 W	24-26-8/65	26, 26	GIGUERE	12,747
68	3/5	@ CHICAGO	5-2 W	25-26-8/67	39, 91, 44, 20, 20	GIGUERE	11,536
69	3/6	@ PITTSBURGH	2-1 L	25-27-8/67	20	GIGUERE	14,286
70	3/8	VS. MONTREAL	5-2 L	25-28-8/67	44, 39	GIGUERE	14,947
71	3/12	VS. NYI	3-1 L	25-29-8/67	26	GERBER	16,385
72	3/14	@ LOS ANGELES	5-1 L	25-30-8/67	91	GIGUERE	18,118
73	3/16	@ PHOENIX	3-2 W (OT)	26-30-8/69	55, 17, 91	BRYZGALOV	14,401
74	3/17	VS. ST. LOUIS	1-1 T (OT)	26-30-10/70	14+	GIGUERE	12,861
75	3/19	VS. SAN JOSE	4-2 L	26-31-10/70	23, 91	GERBER (GIGUERE)	17,174*
76	3/21	VS. DETROIT	8-6 W	27-31-10/72	15, 20, 26, 91, 39, 5, 91, 20	GIGUERE	17,174*
77	3/23	VS. NASHVILLE	4-1 W	28-31-10/74	40, 8, 39, 91+5	GERBER	15,976
78	3/25	@ ST. LOUIS	3-2 L	28-32-10/74	10, 44	GIGUERE	19,011
79	3/26	@ COLUMBUS	3-1 L	28-33-10/74	39	GERBER	18,136
80	3/28	@ MINNESOTA	2-1 L	28-34-10/74	28	GIGUERE	18,568
81	3/30	VS. VANCOUVER	2-1 L	28-35-10/74	24	GERBER	14,997
82	4/4	VS. CALGARY	2-1 W	29-35-10/76	14, 91	GIGUERE	17,174*

GOAL KEY: * = SHORTHANDED GOAL, BOLD = GAME-WINNING GOAL, + = GAME-TIME GOAL, \$ = EMPTY NET GOAL, ITALIC = PENALTY SHOT GOAL ^ = SELLOUT AT THE ARROWHEAD POND OF ANAHEIM. WHEN TWO GOALTENDERS PLAY IN ONE GAME, PARENTHESES RECEIVED NO DECISION.

2003 WESTERN CONFERENCE CHAMPIONS



Front Row L-R: Jean Sebastian Giguere, Director of Hockey Operations Chuck Fletcher, Assistant General Manager David McNab, Sr. Vice President & General Manager Bryan Murray, Alternate Captain Steve Rucchin, Captain Paul Kariya, Alternate Captain Keith Carney, Head Coach Mike Babcock, Assistant Coach Lorne Henning, Assistant Coach Paul MacLean, Martin Gerber. **2nd Row L-R:** Massage Therapist Vincent Bennett, Goaltending Consultant Francois Allaire, Fredrik Olausson, Steve Thomas, Petr Sykora, Sandis Ozolinsh, Rob Niedermayer, Ruslan Salei, Adam Oates, Scouting and Video Coordinator Greg Carvel, Equipment Manager Mark O'Neill, Assistant Equipment Manager John Alloway. **3rd Row L-R:** Visiting Team Equipment Attendant Chris Kincaid, Andy McDonald, Don Bylsma, Samuel Pahlsson, Mike Lederer, Michas Havelid, Stanislav Chistov, Strength and Conditioning Coach Sean Skahan, Athletic Training Assistant Guido Sendowsky. **4th Row L-R:** Jason Krog, Vitaly Vishnevski, Kurt Sauer, Marc Chouinard, Lance Ward, Alexei Smirnov, Kevin Sawyer, Head Athletic Trainer Chris Phillips.

POSTSEASON NOTES IN PLAYOFF SECTION

DUCKS COMPLETE BEST SEASON IN TEAM HISTORY:

The Mighty Ducks finished the 2002-2003 season with a record of 40-27-9-6 for 95 points, good for 2nd in the Pacific Division and 7th in the Western Conference (tied in points with Minnesota, who earned the #6 seed by virtue of two more wins)... Anaheim set club records for wins and points in one season, surpassing the old records held by the 1996-97 Ducks (36-33-13 for 85 points)...the Ducks also finished 13 games over .500, after never being more than five games over .500 at any point during a season until this year (high-water mark was 14 games over, 40-26-9-5 after winning Apr. 1 @ NSH)...the Ducks clinched their third playoff berth in team history (also '97 & '99) on Mar. 24, when Calgary defeated Phoenix at the Saddledome... about 90 minutes later that evening the Ducks made the Phoenix loss moot, completing a 5-0 shutout vs. Columbus at the Pond.

THESE CLUB RECORDS ALSO FELL:

The Ducks had their most successful season both at home and on the road... Anaheim finished 18-17-2-4 for 42 points on the road this season, the first season at or above .500 in team history away from home...the Ducks broke the mark for road points by earning their 42nd on Apr. 1 @ Nashville (1993-94 team had 41 points with a 19-20-3 record)... Anaheim finished just one win short of the road win record, also held by the 1993-94 team...at home, the Ducks broke the team record for points with 53, going 22-10-7-2...Anaheim finished one win shy of tying the club record for home victories (both HOME records were set in 1996-97, 23-12-6 for 52 points)...the Ducks also broke club records for lowest GAA (2.32, previous record was 2.39 set 2001-2002), fewest goals allowed (193, record was 198 set 2001-2002), power play goals allowed (42, record was 46 set 2001-2002) and penalty killing percentage (87.4%, record was 86.1% set 2001-2002).

QUITE A TURNAROUND STORY IN ANAHEIM:

The Mighty Ducks finished the regular season posting the largest improvement in the NHL...the Ducks improved by 26 points from 01-02 to 02-03... below is a closer look:

NHL'S BIGGEST POINT DIFFERENTIALS

Team	# of Games	2001-2002 Record	2002-2003 Record	Point Differential
Anaheim	82	29-42-8-3 (69)	40-27-9-6 (95)	+26
Tampa Bay	82	27-40-11-4 (69)	36-25-16-5 (93)	+24
Minnesota	82	26-35-12-9 (73)	42-29-10-1 (95)	+22
Dallas	82	36-28-13-5 (90)	46-17-15-4 (111)	+21
Ottawa	82	39-27-9-7 (94)	52-21-8-1 (113)	+19


2002-03 GAME-BY-GAME



GAME	DATE	OPPONENT	RESULT	RECORD/PTS.	DUCKS GOALS (BY #)	ANA. GOALTENDER(S)	ATTENDANCE
1	10/10	@ ST. LOUIS	4-3 W	1-0-0/2	19, 23, 22, 12	GIGUERE	16,927
2	10/11	@ DALLAS	2-4 L	1-1-0/2	20, 17	GIGUERE	18,532
3	10/13	DETROIT	2-4 L	1-2-0/2	9, 24	GIGUERE	17,174*
4	10/16	LOS ANGELES	2-4 L	1-3-0/2	21, 20	GIGUERE	11,332
5	10/18	VANCOUVER	2-2 T (OT)	1-3-1-0/3	9, 9	GIGUERE	11,287
6	10/20	COLORADO	3-2 W (OT)	2-3-1-0/5	23, 39, 19	GERBER	12,838
7	10/24	@ VANCOUVER	2-2 T (OT)	2-3-2-0/6	19, 39+	GERBER	18,422
8	10/26	@ EDMONTON	3-4 L	2-4-2-0/6	39, 39*, 12	GIGUERE	16,357
9	10/28	@ TORONTO	2-5 L	2-5-2-0/6	17, 20	GERBER, GIGUERE	18,891
10	10/29	@ MONTREAL	2-2 T (OT)	2-5-3-0/7	17, 3+	GIGUERE	19,521
11	10/31	@ BOSTON	4-1 W	3-5-3-0/9	9, 17, 9	GIGUERE	9,491
12	11/3	SAN JOSE	3-4 L	3-6-3-0/9	23, 39, 20	GIGUERE	15,157
13	11/6	NASHVILLE	2-1 W	4-6-3-0/11	9, 39	GIGUERE	11,729
14	11/8	@ COLORADO	3-2 W (OT)	5-6-3-0/13	18, 24, 28	GIGUERE	18,007
15	11/10	MINNESOTA	1-0 W	6-6-3-0/15	23	GIGUERE	14,070
16	11/12	@ NEW JERSEY	2-3 OTL (OT)	6-6-3-1/16	19, 32*	GIGUERE	15,043
17	11/14	@ COLUMBUS	3-2 W	7-6-3-1/18	9, 10, 20	GIGUERE	17,398
18	11/15	@ DETROIT	1-2 OTL (OT)	7-6-3-2/19	39	GIGUERE	20,058
19	11/17	@ ATLANTA	5-1 W	8-6-3-2/21	23, 18, 25, 28, 39	GIGUERE	10,932
20	11/19	@ NY RANGERS	2-3 OTL (OT)	8-6-3-3/22	17, 24	GIGUERE	18,072
21	11/22	DALLAS	0-4 L	8-7-3-3/22	-	GIGUERE, GERBER	12,509
22	11/24	FLORIDA	4-4 T (OT)	8-7-4-3/23	20, 20, 19, 25	GIGUERE	13,254
23	11/27	PHOENIX	2-2 T (OT)	8-7-5-3/24	7, 9	GERBER	11,386
24	11/29	LOS ANGELES	2-2 T (OT)	8-7-6-3/25	28, 3+	GIGUERE	17,174*
25	12/1	CHICAGO	3-2 W	9-7-6-3/27	9, 32, 18	GIGUERE	12,493
26	12/3	@ DETROIT	1-2 L	9-8-6-3/27	9	GIGUERE	20,058
27	12/4	@ BUFFALO	0-4 L	9-9-6-3/27	-	GERBER	10,433
28	12/6	@ CHICAGO	4-3 W	10-9-6-3/29	19, 10, 39, 20*	GIGUERE	14,616
29	12/8	NASHVILLE	3-0 W	11-9-6-3/31	28, 2, 39	GIGUERE	11,979
30	12/11	WASHINGTON	3-0 W	12-9-6-3/33	2, 7, 19S	GIGUERE	11,006
31	12/15	PITTSBURGH	5-0 W	13-9-6-3/35	3, 39, 19, 12, 19	GIGUERE	16,542
32	12/18	ST. LOUIS	5-2 W	14-9-6-3/37	9, 20, 39, 77, 9S	GIGUERE	11,144
33	12/19	@ LOS ANGELES	4-5 L	14-10-6-3/37	20, 9, 28, 23	GIGUERE	18,118
34	12/22	PHOENIX	4-0 W	15-10-6-3/39	44, 17, 28, 28	GIGUERE	12,267
35	12/26	@ SAN JOSE	1-4 L	15-11-6-3/39	17	GIGUERE	17,496
36	12/28	@ VANCOUVER	3-7 L	15-12-6-3/39	18*, 7, 20	GERBER, GIGUERE	18,422
37	12/29	@ CALGARY	2-4 L	15-13-6-3/39	39, 18	GIGUERE	16,922
38	12/31	@ MINNESOTA	1-4 L	15-14-6-3/39	19	GIGUERE	18,568
39	1/3	PHILADELPHIA	0-1 L	15-15-6-3/39	-	GERBER	14,420
40	1/5	DALLAS	1-1 T (OT)	15-15-7-3/40	39	GERBER	15,393
41	1/8	EDMONTON	0-1 L	15-16-7-3/40	-	GERBER	12,390
42	1/9	@ COLORADO	5-3 W	16-16-7-3/42	10, 10, 39, 39, 35	GIGUERE	18,007
43	1/12	ST. LOUIS	2-1 W	17-16-7-3/44	10, 28	GIGUERE	15,414
44	1/15	@ COLUMBUS	4-3 W	18-16-7-3/46	23, 22, 20, 38	GIGUERE	17,385
45	1/16	@ OTTAWA	1-3 L	18-17-7-3/46	23	GERBER	18,034
46	1/18	@ MINNESOTA	1-0 W	19-17-7-3/48	9	GIGUERE	18,568
47	1/20	MINNESOTA	1-2 OTL (OT)	19-17-7-4/49	39	GIGUERE	13,331
48	1/22	LOS ANGELES	6-5 W	20-17-7-4/51	9, 9, 20, 20, 32, 39	GIGUERE	17,174*
49	1/24	NEW JERSEY	1-3 L	20-18-7-4/51	77	GERBER	12,004
50	1/29	OTTAWA	3-2 W	21-18-7-4/53	9, 77, 20	GIGUERE	13,230
51	1/30	@ SAN JOSE	4-3 W	22-18-7-4/55	77, 10, 39, 20	GIGUERE	17,127
52	2/4	@ CALGARY	3-2 W	23-18-7-4/57	23, 12, 8	GIGUERE	14,110
53	2/5	@ EDMONTON	1-2 L	23-19-7-4/57	39	GIGUERE	16,839
54	2/7	PHOENIX	3-2 W	24-19-7-4/59	18, 23, 28	GIGUERE	14,440
55	2/9	CAROLINA	2-1 W	25-19-7-4/61	9, 10*	GIGUERE	15,599
56	2/12	CALGARY	4-3 W (OT)	26-19-7-4/63	18, 39, 39, 12	GIGUERE	11,612
57	2/14	@ DALLAS	4-2 W	27-19-7-4/65	77, 39, 22, 20	GERBER	18,532
58	2/15	@ NASHVILLE	1-2 L	27-20-7-4/65	8	GIGUERE	16,312
59	2/17	NY ISLANDERS	2-2 T (OT)	27-20-8-4/66	39, 9	GIGUERE	13,172
60	2/19	COLUMBUS	2-0 W	28-20-8-4/68	9, 20S	GIGUERE	11,641
61	2/21	NY RANGERS	2-6 L	28-21-8-4/68	26, 20	GIGUERE	17,174*
62	2/23	@ CAROLINA	4-0 W	29-21-8-4/70	77, 9, 8, 10	GERBER	15,053
63	2/25	@ TAMPA BAY	0-2 L	29-22-8-4/70	-	GERBER	15,634
64	2/26	@ FLORIDA	2-1 W	30-22-8-4/72	9, 39	GIGUERE	14,444
65	2/28	@ PHOENIX	1-3 L	30-23-8-4/72	8	GIGUERE	13,897
66	3/2	ATLANTA	1-4 L	30-24-8-4/72	24	GIGUERE	15,451
67	3/4	@ LOS ANGELES	2-1 W	31-24-8-4/74	77, 26	GIGUERE	18,118
68	3/5	MONTREAL	3-1 W	32-24-8-4/76	39, 12, 18	GERBER	12,022
69	3/7	EDMONTON	1-4 L	32-25-8-4/76	5*	GIGUERE	15,818
70	3/9	DETROIT	4-1 W	33-25-8-4/78	20, 23, 34, 26*	GIGUERE	17,174*
71	3/12	CHICAGO	5-2 W	34-25-8-4/80	32, 12, 39, 10S	GIGUERE	13,212
72	3/13	SAN JOSE	3-2 W (OT)	35-25-8-4/82	39, 5, 32	GERBER	12,931
73	3/15	@ PHOENIX	2-4 L	35-26-8-4/82	10, 12	GIGUERE, GERBER	14,451
74	3/16	CALGARY	2-2 T (OT)	35-26-9-4/83	39, 39+	GIGUERE	16,726
75	3/19	@ CHICAGO	4-3 W	36-26-9-4/85	39, 23, 9, 26	GIGUERE	12,236
76	3/20	@ ST. LOUIS	2-3 OTL (OT)	36-26-9-5/86	77, 32	GERBER	18,468
77	3/22	@ SAN JOSE	3-2 W (OT)	37-26-9-5/88	39, 39, 28	GIGUERE	17,496
78	3/24	COLUMBUS	5-0 W	38-26-9-5/90	12, 39, 44, 32, 44	GIGUERE	15,507
79	3/30	VANCOUVER	3-1 W	39-26-9-5/92	32, 77, 39	GERBER	17,174*
80	4/1	@ NASHVILLE	2-1 W (OT)	40-26-9-5/94	32, 32	GIGUERE	15,494
81	4/2	@ DALLAS	1-2 L	40-27-9-5/94	8	GERBER	18,532
82	4/4	COLORADO	3-4 OTL (OT)	40-27-9-6/95	32, 32, 28	GIGUERE	17,174*

GOAL KEY: UNDERLINE = POWER PLAY GOAL, * = SHORTHANDED GOAL, BOLD = GAME-WINNING GOAL, + = GAME-TYING GOAL, S = EMPTY NET GOAL, ITALIC = PENALTY SHOT GOAL ^ = SELLOUT AT THE ARROWHEAD POND OF ANAHEIM. WHEN TWO GOALTENDERS PLAY IN ONE GAME, ALL CAPS RECEIVED DECISION.

2001-02 MIGHTY DUCKS OF ANAHEIM



Front Row L-R: Jean-Sebastien Giguere, Goaltending Consultant Francois Allaire, Assistant General Manager David McNab, President & General Manager Pierre Gauthier, Alternate Captain Steve Ruchin, Captain Paul Kariya, Alternate Captain Oleg Tverdovsky, Head Coach Bryan Murray, Assistant Coach Guy Charron, Assistant Coach Tom Watt, Steve Shields. **2nd Row L-R:** Assistant Equipment Manager John Allaway, Equipment Manager Mark O'Neill, Dan Bylsma, Ruslan Salei, Matt Cullen, Jeff Friesen, German Titov, Head Athletic Trainer Chris Phillips, Assistant Athletic Trainer Greg Thayer. **3rd Row L-R:** Timo Pairsinen, Samuel Pahlsson, Kevin Sawyer, Nicolas Havelid, Mike Lederc, Keith Carney, Denny Lambert, Andy McDonald. **4th Row L-R:** Jason York, Patric Kjellberg, Marc Chouinard, Pavel Trnka, Vitaly Vishnevski.

2001-02 SEASON:

The Ducks finished the season 29-42-8-3 for 69 points...Anaheim went 15-13-2-0 in the last 30 contests...the Ducks had the best defensive season in franchise history...they had a team GAA of 2.39 (ranking ninth in the NHL) allowing just 198 goals the entire season...the previous club records were 206 goals allowed for a 2.48 GAA set in 1998-99.... Anaheim also had the best penalty kill in club history...the PK unit killed 284-of-330 (86.1%) penalties, bettering the club record of 84.5% set in 1998-99...the fewest PP goals the club had allowed in a season was also set in 98-99, when it gave up 60 power play markers...in 2001-2002, the team shattered that record by allowing just 46 power play goals... Goaltender J.S. Giguere finished 2001-2002 with the fifth-best goals against average (2.13) and tied (with Burke & Khabibulin) for the fifth-

best save percentage (.920) in the NHL...he shattered the club record for lowest goals-against average, well ahead of Guy Hebert's 2.45 GAA in 1998-99...Paul Kariya finished the 2001-2002 regular season as the Ducks leader in goals (32), points (57), power play goals (11), game-winning goals (8) and shots (289)...defenseman Keith Carney led the team with a +14 rating in his first season with the Ducks...Head Coach Bryan Murray finished the 2001-2002 regular season ranked seventh in all-time coaching wins...he moved into seventh place with his 501st win on Jan. 26 @ Nashville (3-1 final)...his historic 500th NHL coaching win came the previous night on Jan. 25 @ Dallas in a 6-1 triumph (eighth coach in NHL history with 500 wins)...Murray also became the eighth coach in NHL history to coach 1,000 games on Nov. 28 vs. Edmonton.



Jean-Sebastien Giguere

2001-02 GAME-BY-GAME



GAME	DATE	OPPONENT	RESULT	RECORD/PTS.	DUCKS GOALS (BY #)	ANA. GOALTENDER(S)	ATTENDANCE
1	10/4	@ BOSTON	2-4 L	0-1-0/0	11, 9	SHIELDS	17,565
2	10/6	@ PITTSBURGH	4-2 W	1-1-0/2	17, 17*, 33, 16	SHIELDS	15,411
3	10/8	@ TORONTO	1-6 L	1-2-0/2	12	SHIELDS, BRYZGALOV	18,585
4	10/9	@ MONTREAL	1-3 L	1-3-0/2	11	SHIELDS	17,510
5	10/12	WASHINGTON	2-1 W	2-3-0/4	20, 33	SHIELDS	16,219
6	10/14	TAMPA BAY	2-3 L	2-4-0/4	12, 10	GIGUERE	9,579
7	10/17	BOSTON	2-2 T (OT)	2-4-1/5	20, 11	SHIELDS	10,348
8	10/18	@ LOS ANGELES	1-4 L	2-5-1/5	13	SHIELDS	13,916
9	10/21	VANCOUVER	3-1 W	3-5-1/7	24, 12, 16	GIGUERE	10,455
10	10/24	@ PHOENIX	3-2 W (OT)	4-5-1/9	21, 32, 12	GIGUERE	9,885
11	10/28	COLORADO	2-3 L	4-6-1/9	33, 26	SHIELDS	14,655
12	10/31	SAN JOSE	2-4 L	4-7-1/9	17, 9	GIGUERE	9,273
13	11/2	CHICAGO	5-2 W	5-7-1/11	9, 9, 20, 21, 26	GIGUERE	12,893
14	11/4	ATLANTA	5-0 W	6-7-1/13	21, 9, 21*, 12, 10	GIGUERE	9,876
15	11/7	CALGARY	3-3 T (OT)	6-7-2/14	28, 20, 9	GIGUERE	9,639
16	11/9	DETROIT	0-1 L	6-8-2/14	-	GIGUERE	17,174*
17	11/11	DALLAS	2-2 T (OT)	6-8-3/15	12, 11*	SHIELDS	11,918
18	11/14	SAN JOSE	2-4 L	6-9-3/15	24, 11	SHIELDS	9,852
19	11/16	@ COLUMBUS	2-3 L	6-10-3/15	10, 23	GIGUERE	18,136
20	11/17	@ WASHINGTON	1-4 L	6-11-3/15	26	GIGUERE	17,298
21	11/20	@ TAMPA BAY	2-3 L	6-12-3/15	9, 9	SHIELDS	15,012
22	11/21	@ FLORIDA	0-6 L	6-13-3/15	-	GIGUERE	15,232
23	11/24	@ NY ISLANDERS	3-5 L	6-14-3/15	13, 16, 9	GIGUERE	16,234
24	11/25	@ NY RANGERS	3-2 W	7-14-3/17	16, 25, 9	SHIELDS	18, 200
25	11/28	EDMONTON	0-2 L	7-15-3/17	-	GIGUERE	9,527
26	11/30	SAN JOSE	2-5 L	7-16-3/17	16, 21	GIGUERE	12,190
27	12/2	NASHVILLE	4-2 W	8-16-3/19	12, 11, 12, 17	SHIELDS	10,214
28	12/5	@ EDMONTON	2-3 OTL (OT)	8-16-3/20	16, 11	SHIELDS	15,545
29	12/6	@ VANCOUVER	2-3 L	8-17-3/20	7, 16	GIGUERE	15,972
30	12/8	@ CALGARY	4-0 W	9-17-3/22	9, 18, 33, 13	GIGUERE, SHIELDS	14,330
31	12/10	@ COLORADO	1-1 T (OT)	9-17-4/23	21	GIGUERE	18,007
32	12/12	VANCOUVER	0-1 OTL (OT)	9-17-4/24	-	GIGUERE	9,570
33	12/14	COLUMBUS	2-3 L	9-18-4/24	3, 17	SHIELDS	9,629
34	12/16	LOS ANGELES	2-3 OTL (OT)	9-18-4/25	13, 11	GIGUERE	17,002
35	12/18	@ MINNESOTA	5-1 W	10-18-4/27	18, 12, 19, 19, 12	GIGUERE	18,568
36	12/19	@ COLORADO	1-2 L	10-19-4/27	17	GIGUERE	18,007
37	12/21	PHOENIX	2-1 W	11-19-4/29	9, 17	GIGUERE	10,463
38	12/23	@ PHOENIX	4-0 W	12-19-4/31	19, 27, 32, 9	GIGUERE	13,815
39	12/26	@ SAN JOSE	2-1 W	13-19-4/33	12, 17	SHIELDS	17,496
40	12/27	@ LOS ANGELES	2-2 T (OT)	13-19-5/34	11, 17	GIGUERE	18,610
41	12/30	@ CHICAGO	1-2 L	13-20-5/34	18	SHIELDS	17,382
42	12/31	@ COLUMBUS	1-3 L	13-21-5/35	10	GIGUERE	18,136
43	1/02	@ DETROIT	3-5 L	13-22-5/35	26*, 10, 32	SHIELDS, GIGUERE	20,058
44	1/04	FLORIDA	1-2 L	13-23-5/35	11	GIGUERE	10,696
45	1/09	ST. LOUIS	2-3 L	13-24-5/35	18, 3	GIGUERE	9,375
46	1/11	@ MINNESOTA	2-2 T (OT)	13-24-6/36	16, 9	GIGUERE	18,568
47	1/12	@ NASHVILLE	1-2 L	13-25-6/36	11	SHIELDS	16,561
48	1/14	NASHVILLE	5-3 W	14-25-6/38	16, 9, 9, 9, 17	GIGUERE	9,522
49	1/16	BUFFALO	1-3 L	14-26-6/38	12	SHIELDS	9,845
50	1/18	@ EDMONTON	1-3 L	14-27-6/38	18	GIGUERE	16,558
51	1/19	@ CALGARY	1-2 L	14-28-6/38	19	GIGUERE	17,409
52	1/21	LOS ANGELES	2-4 L	14-29-6/38	12, 11	SHIELDS	17,079
53	1/23	MINNESOTA	3-2 W (OT)	15-29-6/40	12, 13, 3	GIGUERE	9,511
54	1/25	@ DALLAS	6-1 W	16-29-6/42	13, 17, 9, 12, 32, 17	GIGUERE	18,532
55	1/26	@ NASHVILLE	3-1 W	17-29-6/44	21, 17, 12	GIGUERE	15,537
56	1/28	@ ST. LOUIS	1-0 W	18-29-6/46	9	GIGUERE	18,909
57	1/30	COLUMBUS	3-1 W	19-29-6/48	11, 19, 17	GIGUERE	9,498
58	2/06	PHILADELPHIA	5-4 W	20-29-6/50	9, 9, 13, 9, 10	GIGUERE	13,614
59	2/08	CAROLINA	1-4 L	20-30-6/50	12	GIGUERE	10,589
60	2/10	DALLAS	1-5 L	20-31-6/50	12	SHIELDS	14,617
61	2/13	CALGARY	3-2 W	21-31-6/52	17, 7, 19	GIGUERE	9,583
62	2/27	MINNESOTA	3-5 L	21-32-6/52	9, 9, 26	GIGUERE	10,022
63	3/03	@ CHICAGO	1-2 L	21-33-6/52	17	GIGUERE	20,161
64	3/06	@ ATLANTA	4-1 W	22-33-6/54	3, 9, 18, 9	SHIELDS	11,016
65	3/08	NEW JERSEY	2-1 W	23-33-6/56	11, 9	SHIELDS	15,051
66	3/10	OTTAWA	2-4 L	23-34-6/56	13, 27	SHIELDS	12,358
67	3/13	PITTSBURGH	4-2 W	24-34-6/58	17, 17, 24, 20	GIGUERE	12,536
68	3/15	CHICAGO	1-1 T (OT)	24-34-7/59	13	GIGUERE	11,360
69	3/17	ST. LOUIS	2-3 L	24-35-7/59	19, 24	GIGUERE	12,702
70	3/19	@ DETROIT	2-1 W	25-35-7/61	9, 9	SHIELDS	20,058
71	3/21	@ PHILADELPHIA	1-2 L	25-36-7/61	11	SHIELDS	19,527
72	3/22	@ ST. LOUIS	2-3 L	25-37-7/61	9, 12	GIGUERE	19,534
73	3/24	@ DALLAS	2-1 W	26-37-7/63	20, 21	GIGUERE	18,532
74	3/27	PHOENIX	2-4 L	26-38-7/63	3, 13	SHIELDS	11,297
75	3/28	@ PHOENIX	2-1 W (OT)	27-38-7/65	20, 13	SHIELDS	14,725
76	3/30	@ VANCOUVER	1-4 L	27-39-7/65	33	SHIELDS	18,422
77	4/02	@ SAN JOSE	1-3 L	27-40-7/65	26	GIGUERE	17,496
78	4/03	DETROIT	1-1 T (OT)	27-40-8/66	11	SHIELDS, GIGUERE	17,174*
79	4/05	EDMONTON	2-0 W	28-40-8/67	9, 13	GIGUERE	13,369
80	4/07	DALLAS	4-1 W	29-40-8/69	18, 13, 12, 9	GIGUERE	14,661
81	4/12	COLORADO	1-3 L	29-41-8/69	11	GIGUERE	17,174*
82	4/14	@ LOS ANGELES	0-1 L	29-42-8/69	-	GIGUERE	18,349

GOAL KEY: UNDERLINE = POWER PLAY GOAL, * = SHORTHANDED GOAL, BOLD = GAME-WINNING GOAL, + = GAME-TYING GOAL, S = EMPTY NET GOAL, ITALIC = PENALTY SHOT GOAL ^ = SELLOUT AT THE ARROWHEAD POND OF ANAHEIM. WHEN TWO GOALTENDERS PLAY IN ONE GAME, ALL CAPS RECEIVED DECISION.

2000-01 MIGHTY DUCKS OF ANAHEIM



Front Row L-R: Jean-Sebastien Giguere, Assistant Coach Kelly Miller, Assistant General Manager David McNab, President & General Manager Pierre Gauthier, Alternate Captain Steve Rucchin, Captain Paul Kariya, Alternate Captain Dan Bylsma, Chairman & Governor Tony Tavares, Head Coach Guy Charron, Associate Coach Terry Simpson, Gregg Naumenko. **2nd Row L-R:** Assistant Equipment Manager John Alloway, Equipment Manager Mark O'Neill, German Titov, Ruslan Salei, Oleg Tverdovsky, Matt Cullen, Jeff Friesen, Head Athletic Trainer Chris Phillips, Assistant Athletic Trainer Greg Thayer. **3rd Row L-R:** Mike Crowley, Pascal Trepanier, Marty McNnis, Tony Hrkac, Samuel Pahlsson, Petr Tenkrat, Nicolas Havelid. **4th Row L-R:** Antti-Jussi Niemi, Jim Cummins, Pavel Trnka, Marc Chouinard, Mike Leclerc, Vitaly Vishnevski, Jonas Ronnqvist. Not Pictured: Steve Shields

2000-01 SEASON:

The Ducks finished the season 25-41-11-5 for 66 points...the team had a point in 10 of their last 16 games, winning seven of them (7-6-3-0)...the Ducks went 9-10-5-1 in their last 25 games...Anaheim posted a five-game winning streak at HOME, tying the club-record for consecutive victories at the Arrowhead Pond, Mar. 4 - Apr. 1 (set twice - 3/8-4/3, 1996 & 10/22-11/5, 1995)...Jean-Sebastien Giguere started 23 consecutive games for the Ducks, 2/11-4/4, tying the club-record set by

Guy Hebert (2/5-3/26, 1997)...he posted back-to-back shutouts Mar. 11-13, just the second time in club history that had happened...Paul Kariya recorded his fifth 30+goal year over the previous six seasons and led the team with 67 points (33-34-67)...defenseman Oleg Tverdovsky led the team in assists (14-39-53), while leading team defensemen in all three categories...defenseman Vitaly Vishnevski finished fifth in the NHL in hits with 284.



Dan Bylsma


2000-01 GAME-BY-GAME



GAME	DATE	OPPONENT	RESULT	RECORD/PTS.	DUCKS GOALS (BY #)	ANA. GOALTENDER(S)	ATTENDANCE
1	10/6	MINNESOTA	3-1 W	1-0-0/2	19, 17, 16	HERBERT	16,520
2	10/8	ST. LOUIS	1-5 L	1-1-0/2	13	HERBERT	11,134
3	10/11	BOSTON	2-3 L (OT)	1-1-0/3	8, 19	HERBERT	11,167
4	10/14	@ NEW JERSEY	2-4 L	1-2-0/3	29*, 8	HERBERT/ROUSSEL	14,789
5	10/16	@ NY RANGERS	4-3 W	2-2-0/5	16, 9, 26, 12	ROUSSEL	18,200
6	10/17	@ NY ISLANDERS	4-3 W	3-2-0/7	16, 12, 3, 8	HERBERT	6,336
7	10/20	@ BUFFALO	2-2 T (OT)	3-2-1/8	9, 15	ROUSSEL	17,409
8	10/21	@ PHILADELPHIA	4-3 W	4-2-1/10	20, 12, 15, 8	HERBERT	19,477
9	10/23	LOS ANGELES	4-5 L (OT)	4-2-2/11	16, 16, 12, 16	HERBERT	14,098
10	10/25	@ LOS ANGELES	2-6 L	4-3-2/11	9, 20	ROUSSEL/HERBERT	18,118
11	10/27	EDMONTON	3-2 W	5-3-2/13	17, 8, 9	HERBERT	13,592
12	10/29	@ CALGARY	6-3 W	6-3-2/15	15, 8, 20, 9, 19, 6	HERBERT	16,144
13	10/30	@ EDMONTON	3-5 L	6-4-2/15	10, 8, 17	HERBERT	12,002
14	11/1	PHOENIX	1-1 T (OT)	6-4-2/16	10+	HERBERT	11,602
15	11/4	@ NASHVILLE	3-3 T (OT)	6-4-3/17	13, 29, 27+	HERBERT	16,512
16	11/5	@ CHICAGO	2-4 L	6-5-3/17	8, 16	ROUSSEL/HERBERT	13,360
17	11/8	VANCOUVER	2-7 L	6-6-3/17	9*, 29	HERBERT/ROUSSEL	11,588
18	11/11	@ COLORADO	1-3 L	6-7-3/17	24	ROUSSEL	18,007
19	11/12	DETROIT	2-3 L	6-8-3/17	12, 16	HERBERT	16,417
20	11/15	COLORADO	0-3 L	6-9-3/17	NONE	HERBERT	13,470
21	11/18	@ PHOENIX	6-2 W	7-9-3/19	16, 19, 15, 14, 8, 12	HERBERT	15,374
22	11/19	NY ISLANDERS	2-1 W	8-9-3/21	9, 8	HERBERT	13,047
23	11/22	NEW JERSEY	2-5 L	8-10-3/21	8, 17	HERBERT/ROUSSEL	13,932
24	11/24	@ CALGARY	2-2 T (OT)	8-10-4/22	9, 12	ROUSSEL	17,139
25	11/25	@ EDMONTON	2-3 L	8-11-4/22	15, 10	GIGUERE	17,100
26	11/28	@ VANCOUVER	1-4 L	8-12-4/22	28	GIGUERE	14,848
27	11/30	@ SAN JOSE	2-3 L (OT)	8-12-4/23	12, 9	ROUSSEL	17,496
28	12/3	LOS ANGELES	4-0 W	9-12-4/25	12, 10, 11, 9*	HERBERT	^17,174
29	12/5	@ ST. LOUIS	0-1 L	9-13-4/25	NONE	HERBERT	18,410
30	12/6	@ COLUMBUS	2-5 L	9-14-4/25	12, 17	HERBERT/ROUSSEL	15,648
31	12/8	@ MINNESOTA	1-0 W (OT)	10-14-4/27	10	HERBERT	18,064
32	12/10	DALLAS	0-1 L	10-15-4/27	NONE	HERBERT	12,671
33	12/13	COLUMBUS	5-4 W (OT)	11-15-4/29	9, 13, 28, 13, 28	HERBERT	11,630
34	12/15	NY RANGERS	6-4 W	12-15-4/31	17, 18, 9, 16, 12, 12	HERBERT	14,944
35	12/17	TAMPA BAY	3-1 W	13-15-4/33	10, 16, 15S	HERBERT	11,207
36	12/20	ATLANTA	2-4 L	13-16-4/33	16, 26	HERBERT	12,051
37	12/22	@ DETROIT	1-2 L (OT)	13-16-4/34	18	HERBERT	19,995
38	12/23	@ ST. LOUIS	2-5 L	13-17-4/34	29, 17	HERBERT	19,736
39	12/27	@ DALLAS	1-3 L	13-18-4/34	13	ROUSSEL	17,001
40	12/28	@ NASHVILLE	2-2 T (OT)	13-18-5/35	17, 18+	HERBERT	16,434
41	12/31	@ MINNESOTA	2-3 L	13-19-5/35	15, 7	HERBERT	18,064
42	1/3	FLORIDA	3-2 W (OT)	14-19-5/37	8, 13, 18	ROUSSEL	11,396
43	1/5	CALGARY	4-4 T (OT)	14-19-6/38	16, 16, 8, 8+	HERBERT	12,943
44	1/10	ST. LOUIS	2-4 L	14-20-6/38	28, 8	HERBERT	14,600
45	1/12	BUFFALO	0-4 L	14-21-6/38	NONE	HERBERT	13,372
46	1/14	@ CAROLINA	0-4 L	14-22-6/38	NONE	GIGUERE	13,013
47	1/15	@ PITTSBURGH	2-3 L	14-23-6/38	15, 15	HERBERT	17,148
48	1/17	@ ATLANTA	5-2 W	15-23-6/40	21, 8, 23, 23, 16	GIGUERE	15,040
49	1/19	PHOENIX	3-4 L	15-24-6/40	16, 10, 8	GIGUERE	14,280
50	1/21	COLORADO	2-4 L	15-25-6/40	16, 16	HERBERT/GIGUERE	16,417
51	1/24	MINNESOTA	0-5 L	15-26-6/40	NONE	GIGUERE	11,692
52	1/26	@ DETROIT	2-3 L	15-27-6/40	15, 27	HERBERT	19,995
53	1/27	@ COLUMBUS	1-2 L	15-28-6/40	32	GIGUERE	18,136
54	1/31	NASHVILLE	0-3 L	15-29-6/40	NONE	HERBERT	10,961
55	2/1	@ PHOENIX	4-2 W	16-29-6/42	27, 8, 8, 0S	GIGUERE	13,267
56	2/7	CHICAGO	2-3 L	16-30-6/42	9, 15	GIGUERE	11,682
57	2/9	WASHINGTON	3-4 L	16-31-6/42	9, 9, 10	HERBERT	12,942
58	2/11	CAROLINA	2-2 T (OT)	16-31-7/43	8, 12+	GIGUERE	12,630
59	2/14	EDMONTON	3-3 T (OT)	16-31-8/44	16, 8, 12+	GIGUERE	11,307
60	2/16	@ DALLAS	2-3 L (OT)	16-31-8/45	10, 27	GIGUERE	17,001
61	2/19	CALGARY	6-2 W	17-31-8/47	9, 9, 8, 8, 23*	GIGUERE	11,438
62	2/21	SAN JOSE	1-0 W	18-31-8/49	10	GIGUERE	12,973
63	2/23	@ SAN JOSE	1-3 L	18-32-8/49	8	GIGUERE	17,496
64	2/25	COLUMBUS	2-5 L	18-33-8/49	12, 9	GIGUERE	12,308
65	2/28	DETROIT	1-3 L	18-34-8/49	13	GIGUERE	15,761
66	3/2	DALLAS	2-5 L	18-35-8/49	10, 17	GIGUERE	14,660
67	3/4	LOS ANGELES	4-0 W	19-35-8/51	32, 8, 9, 9	GIGUERE	^17,174
68	3/7	MONTREAL	4-2 W	20-35-8/53	9, 17, 9, 15	GIGUERE	12,568
69	3/9	CHICAGO	3-1 W	21-35-8/55	9, 10, 9*S	GIGUERE	13,492
70	3/11	NASHVILLE	1-0 W (OT)	22-35-8/57	25	GIGUERE	13,888
71	3/13	@ WASHINGTON	2-0 W	23-35-8/59	26, 15	GIGUERE	14,502
72	3/14	@ TORONTO	2-3 L	23-36-8/59	9, 9	GIGUERE	19,038
73	3/16	@ OTTAWA	1-4 L	23-37-8/59	40	GIGUERE	18,500
74	3/18	@ CHICAGO	4-1 W	24-37-8/61	11, 19, 16, 26*	GIGUERE	15,014
75	3/21	@ DALLAS	0-8 L	24-38-8/61	NONE	GIGUERE/NAUMENKO	17,001
76	3/24	@ LOS ANGELES	3-3 T (OT)	24-38-9/62	27, 13, 10+	GIGUERE	18,118
77	3/29	@ SAN JOSE	4-7 L	24-39-9/62	9, 9, 13, 9	GIGUERE	17,496
78	3/30	@ VANCOUVER	2-2 T (OT)	24-39-10/63	11, 9	GIGUERE	18,422
79	4/1	VANCOUVER	2-1 W	25-39-10/65	27, 18	GIGUERE	16,006
80	4/4	@ COLORADO	1-1 T (OT)	25-39-11/66	9	GIGUERE	18,007
81	4/6	PHOENIX	2-5 L	25-40-11/66	32, 9	NAUMENKO	16,082
82	4/8	SAN JOSE	1-4 L	25-41-11/66	10	GIGUERE	^17,174

GOAL KEY: UNDERLINE = POWER PLAY GOAL, * = SHORTHANDED GOAL, BOLD = GAME-WINNING GOAL, + = GAME-TYING GOAL, S = EMPTY NET GOAL, ITALIC = PENALTY SHOT GOAL ^ = SELLOUT AT THE ARROWHEAD POND OF ANAHEIM. WHEN TWO GOALTENDERS PLAY IN ONE GAME, ALL CAPS RECEIVED DECISION.

1999-00 MIGHTY DUCKS OF ANAHEIM



Front Row (sitting) L-R: Dominic Roussel, Assistant General Manager David McNab, President and General Manager Pierre Gauthier, Alternate Captain Teemu Selanne, Captain Paul Kariya, Alternate Captain Kevin Haller, Chairman and Governor Tony Tavares, Head Coach Craig Hartsburg, Guy Hebert. **Second Row L-R:** Assistant Equipment Manager John Alloway, Equipment Manager Mark O'Neill, Assistant Coach George Burnett, Jeff Nielsen, Matt Cullen, Marty McInnis, Ted Donato, Assistant Coach Newell Brown, Head Athletic Trainer Chris Phillips, Assistant Athletic Trainer Greg Thayer. **Third Row L-R:** Kip Miller, Tony Hrkac, Pascal Trepanier, Ruslan Salei, Oleg Tverdovsky, Fredrik Olausson, Nicolas Havelid, Jorgen Jonsson, Ladislav Kohn. **Top Row L-R:** Mike Leclerc, Antti Aalto, Pavel Trnka, Stu Grimson, Steve Rucchin, Ed Ward, Jason Marshall, Vitaly Vishnevski.

1999-00 SEASON:

The Mighty Ducks finished 34-33-12-3 for 83 points... Anaheim went 3-2-0-1 in the last six games, 7-5-2-2 in the last 16 games and 14-10-6-2 in its last 32 contests...the Ducks were 19-13-7-2 at home, including 6-0-2-2 in their last 10 games...Anaheim was 7-1-3-2 in the last 13, and 12-7-3-2 in the last 24 games @ the Arrowhead Pond...the Ducks finished 15-20-5-1 on the road, including 7-7-3-1 in their last 18 road games...Anaheim had a five-game road unbeaten streak (3-0-2-0) snapped Feb. 12 @ STL, tying for the club's longest road unbeaten streak (done four other times)...the Ducks' five-game road winning streak from Nov. 26-Dec. 26 set a new club-record (old record was four games)...Oleg Tverdovsky was the only Duck to play in all 82 games, while

also leading all team defensemen in points (51)...Paul Kariya ranked fourth in the NHL in scoring with 86 points (leading the Ducks), despite missing eight games due to injury...Teemu Selanne finished the 1999-2000 season ranked fifth in the NHL in scoring with 85 points...despite missing 11 games due to injury, Steve Rucchin ranked second in the NHL in total faceoff wins (1,066- behind only Adam Oates)...defenseman Fredrik Olausson announced his retirement following the club's last game, finishing his final NHL season with 15-19=34 points in 70 games...Guy Hebert had most of the work in goal, playing in 68 games...he appeared in his 400th game as a Mighty Duck in the season finale Apr. 9 vs. Los Angeles.


1999-00 GAME-BY-GAME



GAME	DATE	OPPONENT	RESULT	RECORD/PTS.	DUCKS GOALS (BY #)	ANA. GOALTENDER(S)	ATTENDANCE
1	10/2	@ DALLAS	0-2 L	0-1-0/0	NONE	HERBERT	17,001
2	10/5	@ PHOENIX	0-4 L	0-2-0/0	NONE	HERBERT/ROUSSEL	15,780
3	10/8	DALLAS	3-0 W	1-2-0/2	5, 8, 10	HERBERT	17,174
4	10/11	SAN JOSE	5-3 W	2-2-0/4	17, 2, 10, 16, 20S	HERBERT	13,571
5	10/13	@ NEW JERSEY	2-3 L	2-3-0/4	9, 20	HERBERT	11,109
6	10/15	@ TAMPA BAY	3-2 W	3-3-0/6	21, 9, 12	ROUSSEL	11,616
7	10/16	@ FLORIDA	2-3 L (OT)	3-3-0/7	12, 20	HERBERT	14,854
8	10/19	@ WASHINGTON	7-1 W	4-3-0/9	7, 8, 12, 17, 8, 14, 12	HERBERT	10,522
9	10/21	@ CHICAGO	5-5 T (OT)	4-3-1/10	18, 9, 14, 16, 8+	HERBERT	14,093
10	10/24	BOSTON	2-3 L	4-4-1/10	17, 10	HERBERT	14,712
11	10/27	PITTSBURGH	2-1 W (OT)	5-4-1/12	16, 8	ROUSSEL	13,683
12	10/29	WASHINGTON	5-2 W	6-4-1/14	9, 8, 10, 2, 9	HERBERT	13,586
13	10/31	PHOENIX	0-3 L	6-5-1/14	NONE	HERBERT	13,896
14	11/3	PHILADELPHIA	3-3 T (OT)	6-5-2/15	9, 2, 8	HERBERT	13,898
15	11/7	EDMONTON	3-1 W	7-5-2/17	16, 8, 17	HERBERT	13,555
16	11/9	@ TORONTO	2-0 W	8-5-2/19	16, 9S	HERBERT	19,148
17	11/11	@ MONTREAL	1-2 L	8-6-2/19	17	HERBERT	20,573
18	11/13	@ OTTAWA	2-4 L	8-7-2/19	9, 19	HERBERT	18,500
19	11/15	@ DETROIT	3-6 L	8-8-2/19	21, 9, 19	ROUSSEL	19,983
20	11/17	CALGARY	2-1 W	9-8-2/21	14, 29	HERBERT	12,928
21	11/19	CHICAGO	4-2 W	10-8-2/23	16, 20, 28, 2	HERBERT	15,264
22	11/22	MONTREAL	1-2 L	10-9-2/23	21	HERBERT	12,496
23	11/24	NEW JERSEY	1-2 L	10-10-2/23	2	HERBERT	13,474
24	11/26	@ DALLAS	4-2 W	11-10-2/25	15, 8, 8, 8	HERBERT	17,001
25	11/27	@ NASHVILLE	4-3 W	12-10-2/27	20, 9, 9, 20	HERBERT	17,113
26	12/1	TAMPA BAY	2-4 L	12-11-2/27	9, 12	HERBERT	12,047
27	12/3	LOS ANGELES	1-1 T (OT)	12-11-3/28	7+	HERBERT	17,174
28	12/4	@ PHOENIX	2-1 W	13-11-3/30	33, 21	HERBERT	14,904
29	12/8	VANCOUVER	2-2 T (OT)	13-11-4/31	9, 20+	HERBERT	12,488
30	12/10	COLORADO	1-2 L	13-12-4/31	24	HERBERT	13,927
31	12/12	ATLANTA	4-1 W	14-12-4/33	8, 12, 29, 8S	ROUSSEL	12,886
32	12/15	@ COLORADO	4-2 W	15-12-4/35	19, 19, 21, 8	ROUSSEL	18,007
33	12/17	CHICAGO	2-0 W	16-12-4/37	28, 24	HERBERT	12,623
34	12/19	DETROIT	3-1 W	17-12-4/39	33, 17, 9	HERBERT	16,538
35	12/22	PHOENIX	2-8 L	17-13-4/39	9, 19	HERBERT/ROUSSEL	14,315
36	12/26	@ SAN JOSE	1-0 W	18-13-4/41	8	ROUSSEL	17,483
37	12/27	@ EDMONTON	1-4 L	18-14-4/41	15	ROUSSEL	17,100
38	12/29	@ CALGARY	1-3 L	18-15-4/41	21	HERBERT	15,511
39	12/31	@ DALLAS	4-5 L	18-16-4/41	17, 9, 9*, 21	HERBERT	17,001
40	1/5	FLORIDA	1-5 L	18-17-4/41	19	HERBERT/ROUSSEL	13,024
41	1/7	@ CAROLINA	4-4 T (OT)	18-17-5/42	8, 16*, 33, 19	ROUSSEL	12,002
42	1/8	@ DETROIT	3-5 L	18-18-5/42	12, 9*, 32	HERBERT	19,983
43	1/12	OTTAWA	0-2 L	18-19-5/42	NONE	HERBERT	12,501
44	1/14	ST. LOUIS	3-1 W	19-19-5/44	16, 9, 29	HERBERT	14,906
45	1/15	@ PHOENIX	2-4 L	19-20-5/44	2, 9	HERBERT	16,210
46	1/17	BUFFALO	0-5 L	19-21-5/44	NONE	ROUSSEL	13,617
47	1/19	DALLAS	3-1 W	20-21-5/46	14, 9, 9S	HERBERT	13,723
48	1/21	COLORADO	3-3 T (OT)	20-21-6/47	10, 9, 8+	HERBERT	17,174
49	1/22	@ SAN JOSE	3-4 L	20-22-6/47	8, 9, 9	HERBERT	17,483
50	1/26	NY ISLANDERS	2-4 L	20-23-6/47	8, 9	HERBERT	12,790
51	1/29	@ PITTSBURGH	7-1 W	21-23-6/49	8, 14, 9, 17, 20, 9, 15	HERBERT	17,124
52	1/31	@ BOSTON	4-2 W	22-23-6/51	9, 8, 8, 9	HERBERT	15,689
53	2/1	@ BUFFALO	2-2 T (OT)	22-23-7/52	2, 20+	HERBERT	18,690
54	2/3	@ PHILADELPHIA	3-3 T (OT)	22-23-8/53	10, 19, 8	HERBERT	19,742
55	2/8	@ LOS ANGELES	5-3 W	23-23-8/55	17, 6, 10, 20, 9	HERBERT	18,118
56	2/9	DALLAS	3-5 L	23-24-8/55	2, 17, 9	HERBERT	13,684
57	2/12	@ ST. LOUIS	3-6 L	23-25-8/55	11, 9, 9	HERBERT	20,216
58	2/14	@ CHICAGO	4-3 W	24-25-8/57	17, 20, 11, 21	ROUSSEL	13,737
59	2/16	CALGARY	6-5 W (OT)	25-25-8/59	5, 20, 9, 20, 2, 10	HERBERT	12,956
60	2/18	SAN JOSE	4-4 T (OT)	25-25-9/60	17, 8, 10, 24	HERBERT	16,868
61	2/21	ST. LOUIS	2-4 L	25-26-9/60	21, 24	ROUSSEL	13,346
62	2/23	VANCOUVER	4-4 T (OT)	25-26-10/61	10, 8, 20, 29+	ROUSSEL	12,682
63	2/27	EDMONTON	3-2 W	26-26-10/63	16, 2, 5	HERBERT	17,174
64	2/29	@ SAN JOSE	4-2 W	27-26-10/65	17, 16, 10, 12	HERBERT	17,483
65	3/2	@ VANCOUVER	1-3 L	27-27-10/65	11	HERBERT	13,918
66	3/3	@ CALGARY	1-4 L	27-28-10/65	11	HERBERT/ROUSSEL	16,430
67	3/5	NASHVILLE	1-0 W	28-28-10/67	22	HERBERT	13,601
68	3/8	NY RANGERS	3-4 L (OT)	28-28-10/68	15, 20, 8	HERBERT	13,565
69	3/11	@ ST. LOUIS	1-1 T (OT)	28-28-11/2/69	2+	HERBERT/ROUSSEL	20,274
70	3/14	@ COLORADO	2-4 L	28-29-11/2/69	10, 21	ROUSSEL	18,007
71	3/15	LOS ANGELES	2-2 T (OT)	28-29-12/2/70	20, 10	HERBERT	17,174
72	3/17	SAN JOSE	4-2 W	29-29-12/2/72	8, 2, 10, 8S	HERBERT	16,573
73	3/19	DETROIT	3-1 W	30-29-12/2/74	2, 2, 9	HERBERT	17,174
74	3/21	@ LOS ANGELES	5-2 W	31-29-12/76	21, 14, 11, 29, 9	HERBERT	17,494
75	3/22	@ EDMONTON	1-2 L	31-30-12/76	33	HERBERT	15,673
76	3/24	@ VANCOUVER	1-8 L	31-31-12/76	9	HERBERT/ROUSSEL	18,422
77	3/26	PHOENIX	4-3 W (OT)	32-31-12/78	8, 8, 2, 10	HERBERT	17,174
78	4/1	@ LOS ANGELES	1-2 L	32-32-12/78	8	HERBERT	18,118
79	4/3	NASHVILLE	3-1 W	33-32-12/80	20, 22, 11	HERBERT	15,759
80	4/5	@ CHICAGO	2-5 L	33-33-12/80	24, 9	HERBERT	15,112
81	4/7	@ NASHVILLE	5-1 W	34-33-12/82	20, 9*, 14, 20, 9	HERBERT	17,173
82	4/9	LOS ANGELES	3-4 L (OT)	34-33-12-3/83	9, 8, 8	HERBERT	17,174

GOAL KEY: UNDERLINE = POWER PLAY GOAL, * = SHORTHANDED GOAL, BOLD = GAME-WINNING GOAL, S = EMPTY NET GOAL, ITALIC = PENALTY SHOT GOAL ^ = SELLOUT AT THE ARROWHEAD POND OF ANAHEIM. WHEN TWO GOALTENDERS PLAY IN ONE GAME, ALL CAPS RECEIVED DECISION.

1998-99 MIGHTY DUCKS OF ANAHEIM



Front Row (sitting) L-R: Dominic Roussel, Assistant Coach George Burnett, Assistant General Manager David McNab, President and General Manager Pierre Gauthier, Alternate Captain Teemu Selanne, Captain Paul Kariya, Alternate Captain Kevin Haller, Chairman and Governor Tony Tavares, Head Coach Craig Hartsburg, Assistant Coach Newell Brown, Guy Hebert. **Second Row L-R:** Assistant Trainer Greg Thayer, Head Trainer Greg Smith, Ted Drury, Matt Cullen, Steve Rucchin, Jason Marshall, Ruslan Salei, Goaltending Coach Francois Allaire, Head Equipment Manager Mark O'Neill, Assistant Equipment Manager John Alloway. **Third Row L-R:** Jeff Nielsen, Fredrik Olausson, Tomas Sandstrom, Travis Green, Johan Davidsson, Pascal Trepanier, Marty McInnis. **Top Row L-R:** Antti Aalto, Dan Trebil, Stu Grimson, Jim McKenzie, Jamie Pushor, Pavel Trnka.

POSTSEASON NOTES IN PLAYOFF SECTION

1998-99 SEASON:

The Mighty Ducks finished the season with a mark of 35-34-13 for 83 points, good for sixth in the Western Conference...the Ducks were a franchise-high five games over .500 five times (latest being a 34-29-12 record after a 2-2 tie @ the NYI on Apr. 3)...the club's 83 points were 18 more than they had in 1997-98 (65 points), the third largest increase in the NHL... Anaheim lost only 12 of its last 34 games (18-12-4) and finished one win shy of equaling the club-record for wins in one season...the club led the league in power play percentage with a 22.0% mark (83-for-378)...the Ducks' 79 PPG's from Nov. 1 through the end of the regular season were 15 more than anyone else in the NHL...Anaheim was 28-3-7 when leading after two periods...home record was 21-14-6 (7-3-2 in last 12)...the Ducks established a club-record seven-game winning streak from Feb. 20-Mar. 7...Paul Kariya and Teemu

Selanne combined to average 2.66 points-per-game, leading the league...Teemu Selanne's 47 goals earned him the first-ever Maurice "The Rocket" Richard Trophy, awarded to the NHL's highest goal scorer...Paul Kariya's 429 shots were the second-highest total in NHL history...Fredrik Olausson set club-records for defensemen in goals (16), assists (40) & points (56)...Guy Hebert and Dominic Roussel combined for a .921 SV%, the second-highest in the league...Hebert received most of the workload, ranking second in the NHL in games (68), and second in minutes (4083), while also ranking eighth in wins (31), and tied-for-fourth in shutouts (6)...Kevin Haller and Paul Kariya were the only two players to appear in all 82 regular season games.


1998-99 GAME-BY-GAME



GAME	DATE	OPPONENT	RESULT	RECORD/PTS.	DUCKS GOALS (BY #)	ANA. GOALTENDER(S)	ATTENDANCE
1	10/10	@ WASHINGTON	0-1 L	0-1/0/0	NONE	ROUSSEL	19,740
2	10/11	@ PHILADELPHIA	1-4 L	0-2/0/0	9	HEBERT	19,519
3	10/13	@ MONTREAL	0-1 L	0-3/0/0	NONE	HEBERT	20,046
4	10/15	@ CHICAGO	5-3 W	1-3/0/2	8, 25, 9*, 17, 8	HEBERT	14,710
5	10/21	BOSTON	3-0 W	2-3/0/4	33, 9, 2	HEBERT	^A 17,174
6	10/25	PHOENIX	2-2 T (OT)	2-3/1/5	8, 20+	HEBERT	16,113
7	10/28	TAMPA BAY	5-3 W	3-3/1/7	9, 17, 32, 32, 85	HEBERT	13,963
8	10/30	@ DALLAS	3-3 T (OT)	3-3/2/8	9, 20, 8+	HEBERT	16,928
9	10/31	@ ST. LOUIS	2-2 T (OT)	3-3/3/9	8, 9	HEBERT	13,941
10	11/4	ST. LOUIS	1-3 L	3-4/3/9	17	HEBERT	14,710
11	11/6	SAN JOSE	2-2 T (OT)	3-4/4/10	17, 24	HEBERT	15,958
12	11/8	DETROIT	2-3 L	3-5/4/10	17, 16	HEBERT	^A 17,174
13	11/11	CAROLINA	5-4 W (OT)	4-5/4/12	16, 8, 33, 9, 20	HEBERT	14,668
14	11/13	@ VANCOUVER	2-5 L	4-6/4/12	16, 20	ROUSSEL	15,582
15	11/14	@ CALGARY	1-0 W	5-6/4/14	25	HEBERT	16,288
16	11/16	LOS ANGELES	3-1 W	6-6/4/16	39*, 22, 95	HEBERT	16,067
17	11/18	NY RANGERS	3-1 W	7-6/4/18	20, 16, 95	HEBERT	15,245
18	11/20	EDMONTON	2-3 L (OT)	7-7/4/18	14, 9	HEBERT	16,367
19	11/22	CHICAGO	4-1 W	8-7/4/20	32, 16, 20, 14	HEBERT	16,423
20	11/25	@ DETROIT	2-5 L	8-8/4/20	9, 9	HEBERT	19,983
21	11/27	@ NASHVILLE	1-3 L	8-9/4/20	9	ROUSSEL	17,298
22	11/29	@ CAROLINA	1-3 L	8-10/4/20	39	HEBERT	6,871
23	12/1	@ PITTSBURGH	4-4 T (OT)	8-10/5/21	39, 2, 20, 39	HEBERT	11,314
24	12/3	@ CHICAGO	1-4 L	8-11/5/21	14	HEBERT	16,149
25	12/6	@ SAN JOSE	2-1 W	9-11/5/23	11, 16	HEBERT	16,321
26	12/9	VANCOUVER	4-4 T (OT)	9-11/6/24	22, 20, 22, 16	HEBERT	14,100
27	12/11	WASHINGTON	1-0 W	10-11/6/26	16	HEBERT	14,631
28	12/13	LOS ANGELES	3-0 W	11-11/6/28	8, 8, 9	HEBERT	^A 17,174
29	12/16	NASHVILLE	6-1 W	12-11/6/30	4, 8, 39, 39, 20, 8	HEBERT	14,222
30	12/18	NY ISLANDERS	2-2 T (OT)	12-11/7/31	8, 2	HEBERT	14,419
31	12/21	COLORADO	2-4 L	12-12/7/31	8, 39	HEBERT	16,568
32	12/22	@ COLORADO	1-0 W	13-12/7/33	19	ROUSSEL	16,061
33	12/28	@ OTTAWA	2-2 T (OT)	13-12/8/34	2, 16*	HEBERT	18,500
34	12/30	@ TORONTO	1-4 L	13-13/8/34	8	HEBERT	15,726
35	1/1	@ BUFFALO	7-2 W	14-13/8/36	20, 24, 20, 8, 39, 8, 8	HEBERT	18,595
36	1/2	@ BOSTON	1-2 L	14-14/8/36	8	HEBERT	17,565
37	1/4	@ NASHVILLE	1-2 L	14-15/8/36	2	HEBERT	13,507
38	1/6	BUFFALO	2-3 L (OT)	14-16/8/36	20, 8	HEBERT	15,002
39	1/8	PHOENIX	4-1 W	15-16/8/38	2, 20, 9, 9	ROUSSEL	16,308
40	1/10	EDMONTON	6-4 W	16-16/8/40	2, 9, 39, 8, 8, 11*	ROUSSEL/HEBERT	^A 17,174
41	1/13	CALGARY	1-2 L	16-17/8/40	2	HEBERT	13,542
42	1/15	DALLAS	1-3 L	16-18/8/40	2	HEBERT	17,150
43	1/18	PITTSBURGH	5-3 W	17-18/8/42	2, 16, 17, 16, 95	HEBERT	15,016
44	1/20	NEW JERSEY	3-4 L	17-19/8/42	9, 20, 18	ROUSSEL	14,027
45	1/21	@ PHOENIX	3-3 T (OT)	17-19/9/43	18, 16, 9	ROUSSEL	16,210
46	1/27	COLORADO	3-4 L	17-20/9/43	20, 8, 20	HEBERT	15,011
47	1/28	@ COLORADO	2-6 L	17-21/9/43	16, 11	HEBERT	16,061
48	1/30	@ EDMONTON	0-1 L	17-22/9/43	NONE	HEBERT	17,100
49	2/3	CHICAGO	3-0 W	18-22/9/45	9, 11, 165	HEBERT	15,254
50	2/5	@ TAMPA BAY	5-3 W	19-22/9/47	11, 9, 20, 2, 9	HEBERT	10,872
51	2/6	@ ST. LOUIS	4-3 W	20-22/9/49	11, 16, 2, 27	HEBERT	20,290
52	2/10	PHILADELPHIA	5-4 W	21-22/9/51	8, 2, 8, 20, 2	HEBERT	16,357
53	2/12	DALLAS	2-3 L	21-23/9/51	8, 17	HEBERT	16,230
54	2/14	@ PHOENIX	5-1 W	22-23/9/53	8, 20, 18, 20, 33	HEBERT	16,210
55	2/15	@ LOS ANGELES	3-1 W	23-23/9/55	17, 17, 95	HEBERT	14,664
56	2/17	EDMONTON	2-6 L	23-24/9/55	8, 20	HEBERT/ROUSSEL	14,540
57	2/19	@ CALGARY	3-6 L	23-25/9/55	8, 17, 8	HEBERT	16,347
58	2/20	@ VANCOUVER	5-1 W	24-25/9/57	39, 8, 8, 9, 16	HEBERT	18,422
59	2/24	@ EDMONTON	2-1 W	25-25/9/59	8, 9	ROUSSEL	16,001
60	2/26	SAN JOSE	3-1 W	26-25/9/61	20, 8, 39	HEBERT	^A 17,174
61	2/27	@ SAN JOSE	4-1 W	27-25/9/63	8, 39, 9, 5	HEBERT	17,483
62	3/3	LOS ANGELES	2-1 W	28-25/9/65	11, 8	HEBERT	^A 17,174
63	3/5	NASHVILLE	3-2 W	29-25/9/67	19, 8, 19	ROUSSEL	15,839
64	3/7	DETROIT	3-1 W	30-25/9/69	16, 20*, 17	HEBERT	^A 17,174
65	3/10	VANCOUVER	4-4 T (OT)	30-25/10/70	18, 9, 8, 9	HEBERT	14,199
66	3/12	@ DALLAS	0-4 L	30-26/10/70	NONE	HEBERT/ROUSSEL	16,928
67	3/13	@ PHOENIX	0-1 L	30-27/10/70	NONE	HEBERT	16,210
68	3/17	OTTAWA	2-2 T (OT)	30-27/11/71	27, 11	HEBERT	16,026
69	3/18	@ LOS ANGELES	4-2 W	31-27/11/73	23, 8, 9, 8	HEBERT	12,037
70	3/21	FLORIDA	2-5 L	31-28/11/73	8, 18	HEBERT	16,434
71	3/26	DALLAS	5-1 W	32-28/11/75	16, 11, 8, 8, 9	HEBERT	16,533
72	3/28	CALGARY	5-1 W	33-28/11/77	9, 8, 19, 9, 33	HEBERT	15,975
73	3/31	@ NEW JERSEY	1-7 L	33-29/11/77	9	HEBERT/ROUSSEL	17,239
74	4/2	@ N.Y. RANGERS	4-1 W	34-29/11/79	8, 39, 8, 9	HEBERT	18,200
75	4/3	@ N.Y. ISLANDERS	2-2 T (OT)	34-29/12/80	2, 11+	ROUSSEL	12,297
76	4/5	@ DETROIT	2-3 L	34-30/12/80	17, 11	HEBERT	19,983
77	4/7	@ DALLAS	1-5 L	34-31/12/80	9	ROUSSEL/HEBERT	16,928
78	4/9	SAN JOSE	1-4 L	34-32/12/80	17	HEBERT	^A 17,174
79	4/11	PHOENIX	3-0 W	35-32/12/82	9, 19, 85	HEBERT	^A 17,174
80	4/14	ST. LOUIS	1-3 L	35-33/12/82	9	HEBERT	16,510
81	4/15	@ LOS ANGELES	3-4 L (OT)	35-34/12/82	17, 2, 8	ROUSSEL	14,669
82	4/17	@ SAN JOSE	3-3 T (OT)	35-34/13/83	33, 9, 17	ROUSSEL	17,483

GOAL KEY: UNDERLINE = POWER PLAY GOAL, * = SHORTHANDED GOAL, BOLD = GAME-WINNING GOAL, + = GAME-TYING GOAL, S = EMPTY NET GOAL, ITALIC = PENALTY SHOT GOAL, ^ = SELLOUT AT THE ARROWHEAD POND OF ANAHEIM. WHEN TWO GOALTENDERS PLAY IN ONE GAME, ALL CAPS RECEIVED DECISION.

1997-98 MIGHTY DUCKS OF ANAHEIM



Front Row (sitting) L-R: Mikhail Shitalenkov, Assistant Coach Don Hay, Assistant General Manager David McNab, President Tony Tavares, Alternate Captain Teemu Selanne, Captain Paul Kariya, Alternate Captain David Karpis, Vice President/General Manager Jack Ferreira, Head Coach Pierre Pagé, Assistant Coach Walt Kyle, Guy Hebert. **Second Row L-R:** Head Athletic Trainer Greg Smith, Goaltending Consultant François Allaire, Scott Young, Tomas Sandstrom, Steve Rucchin, Brent Severyn, Doug Houda, Tom Askey, Equipment Manager Mark O'Neill, Assistant Equipment Manager John Alloway. **Third Row L-R:** Massage Therapist John Worth, Strength & Conditioning Coach Todd Norman, Ted Drury, Drew Bannister, Shawn Antoski, Jamie Pushor, Jason Marshall, Travis Green, Assistant Trainer Greg Thayer. **Top Row L-R:** Josef Marha, Mike Leclerc, Matt Cullen, Pavel Trnka, Ruslan Salei, Jeremy Stevenson, J.F. Jomphe, Jeff Nielsen. **Unavailable for photo:** Frank Banham.

1997-98 SEASON:

The Ducks finished the season 26-43-13 for 65 points...the club went 6-7-4 over the last 17 games...Anaheim enjoyed the most success vs. the Atlantic Division, going 7-3-4 (.643 winning percentage) - marking the second best winning percentage vs. any division in franchise history (record is 66.7%, set in 1995-96 when the Ducks went 8-4-0 vs. the Northeast)...Anaheim had three players that ranked among NHL league leaders (including rookie leaders) in several categories (Selanne, Rucchin & Cullen)...the Mighty Ducks and Vancouver Canucks opened up their '97-98 NHL regular seasons with a two-game set in Tokyo on Oct. 3-4. The games

marked the first NHL regular season contests outside of North America...Teemu Selanne's sensational season included an 11-game goal scoring streak, three hat tricks, 10 game-winning goals, a club-record 13 goals in a month (November), a hat trick in the All-Star game, a Bronze Medal at the Winter Olympics, and a league-leading 52 goals (tied with Peter Bondra)...Selanne also became just the fourth player in NHL history to record at least 25% of his teams goals in one season...Paul Kariya suffered a season-ending concussion on Feb. 1 vs. Chicago and appeared in only 22 games on the season.


1997-98 GAME-BY-GAME



GAME	DATE	OPPONENT	RESULT	RECORD/PTS.	DUCKS GOALS (BY #)	ANA. GOALTENDER(S)	ATTENDANCE
1	10/3	@ VANCOUVER (JAPAN)	2-3 L	0-1-0/0	48, 11	HEBERT	10,500
2	10/4	VANCOUVER (JAPAN)	3-2 W	1-1-0/2	8, 17, 36	SHTALENKOV	10,500
3	10/10	OTTAWA	1-1 T (OT)	1-1-1/3	21+	HEBERT	17,174
4	10/13	BOSTON	0-3 L	1-2-1/3	NONE	HEBERT	16,486
5	10/15	PHILADELPHIA	2-2 T (OT)	1-2-2/4	16, 17+	SHTALENKOV	17,121
6	10/17	EDMONTON	2-1 W	2-2-2/6	29, 15	HEBERT	16,565
7	10/19	N.Y. ISLANDERS	2-5 L	2-3-2/6	15, 21	HEBERT, SHTALENKOV	17,112
8	10/21	@ PHOENIX	4-3 W	3-3-2/8	12, 8, 13, 10	SHTALENKOV	13,779
9	10/22	DETROIT	1-4 L	3-4-2/8	8	HEBERT	17,053
10	10/25	@ N.Y. ISLANDERS	4-2 W	4-4-2/10	17, 15, 8, 40 ^S	SHTALENKOV	14,523
11	10/26	@ N.Y. RANGERS	3-3 T (OT)	4-4-3/11	8, 8, 8+	HEBERT	18,200
12	10/28	@ TORONTO	2-2 T (OT)	4-4-4/12	21, 8+	SHTALENKOV	15,707
13	10/30	@ BOSTON	3-0 W	5-4-4/14	8, 10, 8	HEBERT	13,153
14	11/2	@ DETROIT	3-4 L	5-5-4/14	8, 20, 15	SHTALENKOV	19,983
15	11/5	TAMPA BAY	5-2 W	6-5-4/16	13, 13, 8, 17, 8	HEBERT	17,067
16	11/7	@ CALGARY	4-3 W (OT)	7-5-4/18	8, 24, 48, 48	HEBERT	16,487
17	11/8	@ VANCOUVER	3-2 W	8-5-4/20	48, 24, 8	SHTALENKOV	18,422
18	11/10	SAN JOSE	4-6 L	8-6-4/20	8, 8, 8, 23	HEBERT	17,174
19	11/12	MONTREAL	3-4 L (OT)	8-7-4/20	12, 14*, 24	HEBERT	17,174
20	11/14	VANCOUVER	3-3 T (OT)	8-7-5/21	8, 8, 13*	SHTALENKOV	17,174
21	11/16	DALLAS	0-4 L	8-8-5/21	NONE	SHTALENKOV	17,174
22	11/18	@ SAN JOSE	2-4 L	8-9-5/21	20, 12	HEBERT	16,645
23	11/19	CHICAGO	0-4 L	8-10-5/21	NONE	HEBERT	16,641
24	11/22	@ ST. LOUIS	2-0 W	9-10-5/23	40, 19	HEBERT	20,184
25	11/24	@ DALLAS	0-5 L	9-11-5/23	NONE	HEBERT, SHTALENKOV	15,851
26	11/26	NEW JERSEY	2-0 W	10-11-5/25	18, 20S	HEBERT	17,174
27	11/28	@ EDMONTON	3-1 W	11-11-5/27	8, 14*, 40	HEBERT	17,099
28	11/29	@ CALGARY	2-3 L (OT)	11-12-5/27	8, 8	SHTALENKOV	18,334
29	12/2	@ TORONTO	3-3 T (OT)	11-12-6/28	17, 14, 24+	HEBERT	15,620
30	12/3	@ BUFFALO	0-4 L	11-13-6/28	NONE	HEBERT	11,654
31	12/6	@ PITTSBURGH	2-5 L	11-14-6/28	8, 17*	HEBERT	15,216
32	12/10	PITTSBURGH	0-3 L	11-15-6/28	NONE	SHTALENKOV	17,036
33	12/12	WASHINGTON	6-4 W	12-15-6/30	8, 20, 36, 9, 8, 9S	HEBERT	17,174
34	12/17	TORONTO	2-6 L	12-16-6/30	40, 9	HEBERT	16,807
35	12/19	PHOENIX	2-6 L	12-17-6/30	9, 14	SHTALENKOV, HEBERT	16,560
36	12/21	SAN JOSE	2-4 L	12-18-6/30	8, 8	HEBERT	17,174
37	12/22	CALGARY	5-1 W	13-18-6/32	8, 12, 8, 19, 15	SHTALENKOV	16,975
38	12/27	@ ST. LOUIS	5-5 T (OT)	13-18-7/33	8, 16, 16, 9, 48	SHTALENKOV, HEBERT	20,381
39	12/28	@ CHICAGO	0-2 L	13-19-7/33	NONE	HEBERT	21,266
40	12/30	@ CAROLINA	1-2 L	13-20-7/33	8	HEBERT	8,309
41	1/1	@ WASHINGTON	2-3 L	13-21-7/33	7, 18	HEBERT	19,011
42	1/3	@ TAMPA BAY	4-1 W	14-21-7/35	18, 9, 14, 20	HEBERT	14,221
43	1/4	@ FLORIDA	3-3 T (OT)	14-21-8/36	9, 20*, 8+	HEBERT	14,703
44	1/7	BUFFALO	2-3 L	14-22-8/36	9, 13	HEBERT/SHTALENKOV	17,049
45	1/9	EDMONTON	1-5 L	14-23-8/36	14	HEBERT	17,174
46	1/11	DALLAS	2-1 W (OT)	15-23-8/38	19, 14	HEBERT	17,154
47	1/12	@ LOS ANGELES	2-3 L (OT)	15-24-8/38	18, 9	HEBERT	16,005
48	1/14	COLORADO	0-2 L	15-25-8/38	NONE	HEBERT	17,174
49	1/21	FLORIDA	8-3 W	16-25-8/40	9, 14, 9, 8, 9, 45, 16, 8	HEBERT	17,001
50	1/22	@ COLORADO	4-3 W	17-25-8/42	20, 16, 15, 9	SHTALENKOV	16,061
51	1/24	LOS ANGELES	3-3 T (OT)	17-25-9/43	8, 20, 9+	HEBERT	17,174
52	1/27	@ SAN JOSE	2-4 L	17-26-9/43	8, 9	SHTALENKOV	16,878
53	1/28	CALGARY	2-5 L	17-27-9/43	10, 48	HEBERT	16,758
54	2/1	CHICAGO	4-3 W (OT)	18-27-9/45	9, 9, 8, 8	HEBERT	17,174
55	2/4	NY RANGERS	3-2 W	19-27-9/47	20, 8, 8	HEBERT	17,174
56	2/7	LOS ANGELES	2-5 L	19-28-9/47	39, 45	HEBERT	17,174
57	2/25	@ VANCOUVER	2-5 L	19-29-9/47	33, 52	HEBERT	18,422
58	2/27	@ EDMONTON	4-0 W	20-29-9/49	20, 20, 23, 4+S	SHTALENKOV	17,099
59	3/1	ST. LOUIS	2-6 L	20-30-9/49	45, 48	SHTALENKOV/HEBERT	17,174
60	3/4	DETROIT	0-2 L	20-31-9/49	NONE	SHTALENKOV	17,174
61	3/6	SAN JOSE	0-3 L	20-32-9/49	NONE	HEBERT	17,174
62	3/8	CAROLINA	1-3 L	20-33-9/49	24	HEBERT/SHTALENKOV	17,174
63	3/9	@ LOS ANGELES	3-4 L (OT)	20-34-9/49	48*, 20, 8	SHTALENKOV	12,671
64	3/11	TORONTO	1-3 L	20-35-9/49	8	SHTALENKOV	17,174
65	3/13	@ DALLAS	3-6 L	20-36-9/49	29, 45, 10	SHTALENKOV/ASKEY	16,928
66	3/15	COLORADO	5-3 W	21-36-9/51	29, 17, 45, 10, 8S	SHTALENKOV	17,174
67	3/18	@ NEW JERSEY	0-3 L	21-37-9/51	NONE	SHTALENKOV	19,040
68	3/19	@ PHILADELPHIA	3-3 T (OT)	21-37-10/52	48, 8, 29+	SHTALENKOV	19,670
69	3/21	@ MONTREAL	5-4 W	22-37-10/54	29, 8, 48, 17, 8	SHTALENKOV	21,273
70	3/22	@ OTTAWA	5-2 W	23-37-10/56	29, 8, 20, 8, 8S	SHTALENKOV	17,177
71	3/25	@ CHICAGO	3-2 W	24-37-10/58	10, 48, 8	SHTALENKOV	18,438
72	3/26	@ DETROIT	3-3 T (OT)	24-37-11/59	39, 46, 7+	SHTALENKOV	19,983
73	3/28	@ COLORADO	3-5 L	24-38-11/59	10, 29, 23	SHTALENKOV/ASKEY	16,061
74	4/1	PHOENIX	1-5 L	24-39-11/59	20	SHTALENKOV/ASKEY	17,174
75	4/3	@ PHOENIX	3-6 L	24-40-11/59	20, 20, 20	SHTALENKOV	16,210
76	4/5	CALGARY	3-3 T (OT)	24-40-12/60	8, 39, 39+	ASKEY	17,174
77	4/8	EDMONTON	4-2 W	25-40-12/62	17, 10, 20, 8S	SHTALENKOV	17,174
78	4/9	@ SAN JOSE	2-5 L	25-41-12/62	10, 13	SHTALENKOV/ASKEY	17,483
79	4/13	COLORADO	2-2 T (OT)	25-41-13/63	22, 29+	ASKEY	17,174
80	4/15	@ EDMONTON	3-5 L	25-42-13/63	45, 10, 29	SHTALENKOV	17,099
81	4/18	@ LOS ANGELES	4-1 W	26-42-13/65	7, 38, 29, 10	SHTALENKOV	16,005
82	4/19	ST. LOUIS	3-5 L	26-43-13/65	38, 39, 19	ASKEY	17,174

GOAL KEY: UNDERLINE = POWER PLAY GOAL, * = SHORT-HANDED GOAL, BOLD = GAME-WINNING GOAL, += GAME-TYING GOAL, S = EMPTY NET GOAL, ITALIC = PENALTY SHOT GOAL, ^ = SELLOUT AT THE ARROWHEAD POND OF ANAHEIM. WHEN TWO GOALTENDERS PLAY IN ONE GAME, ALL CAPS RECEIVED DECISION.X

1996-97 MIGHTY DUCKS OF ANAHEIM



Front Row (sitting) L-R: Mikhail Shtalenkov, Head Coach Ron Wilson, Assistant General Manager David McNab, President Tony Tavares, Alternate Captain Bobby Dallas, Captain Paul Kariya, Alternate Captain Teemu Selanne, Vice President/General Manager Jack Ferreira, Vice President of Business Affairs Kevin Gilmore, Milos Holan, Guy Hebert. **Second Row L-R:** Head Athletic Trainer/Physical Therapist Paddy Jarit, Equipment Manager Mark O'Neill, Assistant Coach Walt Kyle, J.J. Daigneault, Ken Baumgartner, Jari Kurri, Brian Bellows, Joe Sacco, Assistant Coach Tim Army, Goaltending Consultant Francois Allaire, Assistant Equipment Manager John Alloway. **Third Row L-R:** Massage Therapist Dan Garcia, Warren Rychel, Dmitri Mironov, Steve Rucchin, Mark Janssens, Ted Drury, David Karpa, Kevin Todd, Strength & Conditioning Coach Dana White. **Top Row L-R:** Richard Park, Darren Van Impe, Sean Pronger, Shawn Antoski, Jason Marshall, Dan Trebil, J.F. Jomphe, Peter LeBoutillier.

POSTSEASON NOTES IN PLAYOFF SECTION

1996-97 SEASON:

Final Record: 36-33-13, 85 points (second, Pacific)... the clubs' first-ever winning season, earning the number four seed in the Western Conference playoffs and ninth-best record in the NHL...set a new club-record for points, overall wins, and home wins (23) in a season...had best record in West from Feb. 22-end of the season and the third-best record from Nov. 1-end of the season...home record was 23-12-6; road record was 13-21-7...Anaheim lost just three of its last 23 games, going 13-3-7 in that span, including a club-record 12-game unbeaten streak (7-0-5) from Feb. 22-Mar. 19...the Ducks finished 14-4-7 in their final 25 games, 16-6-7 in their last 29, and 22-12-8 in their last 42...had a franchise-record 14-game unbeaten streak (10-0-4) from Feb. 12-Apr. 9...Kariya/Selanne averaged a combined 1.41 points-per game, second in the league among tandems...Kariya and Selanne rank 1st and

2nd, respectively, in goals scored from Jan. 10-end of the season with 32 and 28. The 60 goals are 46.5% of Anaheim's 129 in those 41 games...Paul Kariya, Teemu Selanne and Guy Hebert were named to the All-Star Game...Kariya wins Lady Byng Trophy for the second consecutive year...Kariya and Selanne each are named First Team NHL All-Stars...NHL leaders included Guy Hebert - 3rd in saves (1961), 4th in shots (2133), 5th in SV%, 5th in games (67), 6th in minutes (3863), 9th in wins (29); Paul Kariya - 1st in GWG's (10), 1st in shots (340), 3rd in PPG's (15), 3rd in points (99), 6th in PP pts. (34), 9th in goals (44), 12th in assists (55); Teemu Selanne - 2nd in points (109), 2nd in goals (51), 5th in GWG's (8), 5th in shooting pct. (18.7%), 8th in PP pts. (32), 9th in assists (58)...finished 56-333 on the power play (16.8%); 62-336 on the penalty kill (81.5%).

1996-97 GAME-BY-GAME



GAME	DATE	OPPONENT	RESULT	RECORD/PTS.	DUCKS GOALS (BY #)	ANA. GOALTENDER(S)	ATTENDANCE
1	10/5	@ TORONTO	1-4 L	0-1-0/0	17	HEBERT	15,746
2	10/7	@ MONTREAL	6-6 T (OT)	0-1-1/1	4, 17, 21, 8, 11, 2-	HEBERT	20,306
3	10/9	@ CHICAGO	2-0 W	1-1-1/3	8*, 32S	SHTALENKOV	17,795
4	10/10	@ COLORADO	6-6 T (OT)	1-1-2/4	13, 17, 21, 8, 16, 8-	HEBERT	16,061
5	10/12	@ PHOENIX	2-4 L	1-2-2/4	14, 10	SHTALENKOV	14,492
6	10/16	PHILADELPHIA	3-4 L	1-3-2/4	12, 16, 8	HEBERT	[^] 17,174
7	10/18	SAN JOSE	1-4 L	1-4-2/4	13	HEBERT	[^] 17,174
8	10/20	BOSTON	1-5 L	1-5-2/4	10	SHTALENKOV/HEBERT	[^] 17,174
9	10/22	@ PHILADELPHIA	0-3 L	1-6-2/4	NONE	HEBERT/SHTALENKOV	18,812
10	10/24	@ HARTFORD	1-4 L	1-7-2/4	8	HEBERT	12,328
11	10/27	CALGARY	1-4 L	1-8-2/4	12	HEBERT/SHTALENKOV	16,592
12	10/30	VANCOUVER	3-6 L	1-9-2/4	4, 16*, 10	SHTALENKOV	16,232
13	11/1	SAN JOSE	4-3 W	2-9-2/6	16, 8, 8, 8	HEBERT	17,112
14	11/3	COLORADO	1-1 T (OT)	2-9-3/7	10	HEBERT	17,025
15	11/6	MONTREAL	5-6 L	2-10-3/7	12, 18, 16, 9, 9	HEBERT	15,935
16	11/8	LOS ANGELES	7-4 W	3-10-3/9	14, 20, 8, 16, 9, 18, 18S	SHTALENKOV	[^] 17,174
17	11/11	DALLAS	2-3 L	3-11-3/9	9, 32	SHTALENKOV	16,072
18	11/13	TORONTO	3-2 W	4-11-3/11	12, 18, 17	SHTALENKOV	16,342
19	11/15	@ DALLAS	3-4 L	4-12-3/11	46, 14, 8	HEBERT	16,217
20	11/17	@ ST. LOUIS	2-4 L	4-13-3/11	20, 10	SHTALENKOV	14,853
21	11/20	NY ISLANDERS	2-2 T (OT)	4-13-4/12	12, 8	HEBERT	16,597
22	11/23	@ SAN JOSE	3-0 W	5-13-4/14	9, 9, 16	HEBERT	17,442
23	11/24	DETROIT	3-1 W	6-13-4/16	8, 18, 29	HEBERT	[^] 17,174
24	11/27	ST. LOUIS	2-3 L	6-14-4/16	20, 17	HEBERT	16,419
25	11/29	CHICAGO	2-0 W	7-14-4/18	9, 20	HEBERT	[^] 17,174
26	12/1	EDMONTON	4-2 W	8-14-4/20	9, 14, 12, 9S	HEBERT	16,735
27	12/4	TAMPA BAY	3-1 W	9-14-4/22	20, 8, 8S	HEBERT	15,838
28	12/6	@ BUFFALO	1-1 T (OT)	9-14-5/23	14, 46	HEBERT	16,416
29	12/7	@ PITTSBURGH	3-5 L	9-15-5/23	8, 15, 15	SHTALENKOV	16,326
30	12/9	@ BOSTON	5-2 W	10-15-5/25	14, 20, 13, 8, 23	HEBERT/SHTALENKOV	15,101
31	12/11	PITTSBURGH	3-7 L	10-16-5/25	9, 17, 23	SHTALENKOV/O'NEILL	[^] 17,174
32	12/13	WASHINGTON	5-4 W	11-16-5/27	15, 15, 46, 46, 2	SHTALENKOV	[^] 17,174
33	12/20	CALGARY	7-0 W	12-16-5/29	9*, 14, 14*, 20*, 15, 9, 8	HEBERT	17,084
34	12/23	PHOENIX	1-2 L	12-17-5/29	16	HEBERT	[^] 17,174
35	12/27	@ N.Y. RANGERS	2-3 L	12-18-5/29	13, 8	HEBERT	18,200
36	12/28	@ NEW JERSEY	3-5 L	12-19-5/29	13, 46*, 18	HEBERT	19,040
37	12/30	@ OTTAWA	4-3 W (OT)	13-19-5/31	17, 8, 14, 20	HEBERT	17,605
38	1/1	@ FLORIDA	3-0 W	14-19-5/33	23, 46, 15	HEBERT	14,703
39	1/3	@ TAMPA BAY	2-3 L	14-20-5/33	8, 46	HEBERT	17,769
40	1/6	VANCOUVER	1-5 L	14-21-5/33	8	HEBERT	17,012
41	1/8	FLORIDA	3-2 W	15-21-5/35	8, 20, 16	HEBERT	[^] 17,174
42	1/10	BUFFALO	5-2 W	16-21-5/37	23, 9*, 9, 8, 9	HEBERT	[^] 17,174
43	1/12	@ VANCOUVER	3-2 W	17-21-5/39	23, 8, 9	HEBERT	18,105
44	1/15	@ CALGARY	1-2 L	17-22-5/39	20	HEBERT	16,207
45	1/22	NEW JERSEY	3-1 W	18-22-5/41	8, 17, 9	HEBERT	[^] 17, 174
46	1/23	@ PHOENIX	3-6 L	18-23-5/41	9, 9, 9	HEBERT/SHTALENKOV	15,177
47	1/25	@ LOS ANGELES	2-2 T (OT)	18-23-6/42	20, 54	HEBERT	16,005
48	1/27	@ ST. LOUIS	4-1 W	19-23-6/44	8, 15, 8, 54	HEBERT	16,267
49	1/29	@ DALLAS	1-3 L	19-24-6/44	52	HEBERT	15,118
50	1/31	HARTFORD	6-3 W	20-24-6/46	9, 23, 8, 54, 54, 20	HEBERT	[^] 17,174
51	2/2	COLORADO	2-5 L	20-25-6/46	29, 9	HEBERT	[^] 17,174
52	2/4	@ N.Y. ISLANDERS	3-4 L	20-26-6/46	28, 9, 14	SHTALENKOV	13,134
53	2/5	@ TORONTO	2-4 L	20-27-6/46	9, 8	HEBERT	15,726
54	2/8	@ EDMONTON	2-1 W (OT)	21-27-6/48	2, 8	HEBERT	16,743
55	2/9	@ CALGARY	1-6 L	21-28-6/48	8	HEBERT/SHTALENKOV	16,219
56	2/12	TORONTO	5-2 W	22-28-6/50	15, 10, 9, 17, 23	HEBERT	[^] 17,174
57	2/15	@ VANCOUVER	2-4 L	22-29-6/50	8, 9	HEBERT	18,422
58	2/17	EDMONTON	5-1 W	23-29-6/52	34, 14, 9*, 8, 20	HEBERT	[^] 17,174
59	2/20	@ LOS ANGELES	1-3 L	23-30-6/52	18	HEBERT	12,184
60	2/22	PHOENIX	4-2 W	24-30-6/54	8, 20, 14, 9	HEBERT	[^] 17,174
61	2/23	VANCOUVER	5-2 W	25-30-6/56	17, 9, 8, 12, 9S	HEBERT	[^] 17,174
62	2/26	EDMONTON	3-3 T (OT)	25-30-7/57	29, 2, 54-	HEBERT	[^] 17,174
63	2/28	@ WASHINGTON	4-1 W	26-30-7/59	9, 8, 16, 15S	HEBERT	18,130
64	3/2	@ DETROIT	1-1 T (OT)	26-30-8/60	13-	HEBERT	19,983
65	3/5	OTTAWA	4-1 W	27-30-8/62	8, 8, 23, 9S	HEBERT	[^] 17,174
66	3/7	N.Y. RANGERS	5-2 W	28-30-8/64	8, 13, 13, 9, 8S	HEBERT	[^] 17,174
67	3/9	@ COLORADO	2-2 T (OT)	28-30-9/65	9, 8-	HEBERT	16,061
68	3/12	DETROIT	2-1 W	29-30-9/67	8, 17	HEBERT	[^] 17,174
69	3/14	ST. LOUIS	4-4 T (OT)	29-30-10/68	15, 23, 23, 20	HEBERT	[^] 17,174
70	3/16	CALGARY	2-2 T (OT)	29-30-11/69	14, 54	HEBERT	[^] 17,174
71	3/19	LOS ANGELES	6-2 W	30-30-11/71	13, 15, 8, 32, 29, 8	HEBERT	[^] 17,174
72	3/21	@ COLORADO	3-4 L	30-31-11/71	9, 9, 8	HEBERT	16,061
73	3/23	@ EDMONTON	4-1 W	31-31-11/73	8, 9, 54, 33	HEBERT/SHTALENKOV	17,099
74	3/25	@ CALGARY	2-3 L	31-32-11/73	9, 17	HEBERT	17,118
75	3/26	@ VANCOUVER	3-5 L	31-33-11/73	23, 20, 23	HEBERT/SHTALENKOV	16,050
76	3/28	@ CHICAGO	4-3 W	32-33-11/75	9, 36, 23, 27	SHTALENKOV	21,941
78	3/30	@ DETROIT	1-0 W (OT)	33-33-11/77	20	SHTALENKOV	19,983
77	4/1	CHICAGO	3-3 T (OT)	33-33-12/78	36, 9, 20	SHTALENKOV	[^] 17,174
79	4/2	@ SAN JOSE	5-5 T (OT)	33-33-13/79	9, 17, 23, 34, 8	HEBERT	17,442
80	4/4	DALLAS	3-2 W	34-33-13/81	20, 8, 9	SHTALENKOV	[^] 17,174
81	4/9	LOS ANGELES	4-1 W	35-33-13/83	15, 33, 23, 8S	HEBERT	[^] 17,174
82	4/11	@ SAN JOSE	4-3 W	36-33-13/85	8, 34, 9, 9	HEBERT	17,442

GOAL KEY: UNDERLINE = POWER PLAY GOAL, * = SHORTHANDED GOAL, BOLD = GAME-WINNING GOAL, + = GAME-TYING GOAL.
S = EMPTY NET GOAL, ^ = SELOUT AT THE ARROWHEAD POND OF ANAHEIM. WHEN TWO GOALTENDERS PLAY IN ONE GAME, ALL CAPS RECEIVED DECISION.

1995-96 MIGHTY DUCKS OF ANAHEIM



Front Row (sitting) L-R: Mikhail Shtalenkov, Head Coach Ron Wilson, Assistant General Manager David McNab, President Tony Tavares, Governor Michael Eisner, Vice President/General Manager Jack Ferreira, Vice President of Hockey Operations Kevin Gilmore, Captain Randy Ladouceur, Guy Hebert. **Second Row L-R:** Equipment Manager Mark O'Neill, Assistant Equipment Manager John Alloway, Alternate Captain Paul Kariya, Alternate Captain Bobby Dollas, Alternate Captain Todd Ewen, Assistant Coach Al Sims, Assistant Coach Tim Army, Head Athletic Trainer/Physical Therapist Paddy Janit. **Third Row L-R:** Anatoli Semenov, David Karpis, Peter Douris, Teemu Selanne, Shaun Van Allen, Fredrik Olausson, Ken Baumgartner, Garry Valk, Joe Sacco. **Top Row L-R:** Valeri Karpov, J.F. Jomphe, Jason York, Roman Oksiuta, Steve Ruchin, Jason Marshall, Alex Hicks, Darren Van Impe. Not Pictured: Milos Holan.

1995-96 SEASON:

Final Record: 35-39-8, 78 points (fourth, Pacific)...nearly qualified for a Western Conference playoff spot (the Ducks actually finished tied-for-8th in the conference with Winnipeg, but lost the tie breaker because the Jets had more wins)...Anaheim's 35 wins and 78 points marked new club records for one season...the Mighty Ducks finished out the season strong, going 6-1-1 in their last eight games and 12-3-2 in their last 17 games...the Ducks did a lot of their late-season damage at home, going 11-1-2 in their last 14 home games...Anaheim also had a 15-6-3 record in the last 24 contests and a 17-8-3 record in the last 28...the Ducks went 33-31-8 over the last 72 games after starting the season 2-8-0...the Mighty Ducks' home record was 22-15-4 (22 home wins was a franchise record for one season)...Anaheim ended the season with a club-record nine-game home unbeaten streak (8-0-1)...the Ducks went 11-1-2 in their last 14 at the Arrowhead Pond and 13-5-3 in their last 21...road record was 13-23-4...Anaheim had one of the best records in the NHL since March 1 (12-4-3), the second-best in the Western Conference...the Mighty Ducks earned 34.6% of their points on the season in the team's 19 games after March 1...Paul Kariya became the first Mighty Duck to make First Team NHL All Star, earning a spot on the 1995-96 squad at left wing. He also won the Lady Byng Trophy for the first time in his career... Here are a few facts of how Anaheim's acquisition of Teemu Selanne affected the Mighty Ducks...after Feb. 7, the day the trade went down: Anaheim earned a record of 17-9-3 (11-1-2

at home, 6-8-1 on the road)...the team earned club-records in overall winning streak (six games, Mar. 8-22), home winning streak (five games, Mar. 8-Apr. 3), home unbeaten streak (Mar. 8-Apr. 14, 8-0-1) and overall unbeaten streak (seven games, 6-0-1, Mar. 10-24)...the Ducks' power play went 29-145 for a .200 success rate (team had only gone 31-281 for .110 before trade)...Anaheim had three hat tricks (two by Selanne, one by Garry Valk). The Ducks had only one in their history before the arrival of Selanne (Terry Yake - Oct. 19, 1993 @ NYR)...Selanne's offensive numbers with Anaheim were 16-20=36 points in 28 appearances (1.29 points-per-game)...Paul Kariya's offensive numbers were 21-23=44 points in 29 appearances (1.52 points-per-game) after Selanne joined Anaheim...The Mighty Ducks were one of only three NHL clubs (also Colorado and Pittsburgh) to finish with two players in the top eight scoring leaders in 1995-96 (Paul Kariya, 50-58=108 pts. and Teemu Selanne, 40-68=108 pts.)...Anaheim was one of only eight teams in the NHL with a .900-plus team save percentage (.906) and a team goals-against-average (GAA) below 3.00 (2.97)... Anaheim finished tied-for-fifth in the league in save percentage and 10th in the league in GAA...Anaheim goaltending combined for a .952 save percentage and 2.08 GAA in 19 games from March 1 to the end of the season...Individually, Guy Hebert finished fourth in the league in save percentage with .914 on the season and tied-for-fifth in the league in shutouts with four (three of which came in his last 14 games).

1995-96 GAME-BY-GAME



GAME	DATE	OPPONENT	RESULT	RECORD/PTS.	DUCKS GOALS (BY #)	ANA. GOALTENDER(S)	ATTENDANCE
1	10/9	@ WINNIPEG	3-4 L	0-1-0/0	9, 26, 20	HEBERT	7,856
2	10/11	@ HARTFORD	2-3 L	0-2-0/0	9, 9	HEBERT	8,435
3	10/13	@ BUFFALO	4-1 W	1-2-0/2	9, 16, 20, 20S	SHTALENKOV	16,087
4	10/14	@ PITTSBURGH	2-5 L	1-3-0/2	20, 11	HEBERT	15,809
5	10/18	VANCOUVER	1-5 L	1-4-0/2	9	SHTALENKOV	^17,174
6	10/20	PHILADELPHIA	2-4 L	1-5-0/2	3, 18	HEBERT	^17,174
7	10/22	WINNIPEG	6-2 W	2-5-0/4	16, 9, 8, 18, 25*, 18	HEBERT/SHTALENKOV	17,003
8	10/23	@ COLORADO	1-3 L	2-6-0/4	26	HEBERT	16,061
9	10/26	@ DALLAS	2-5 L	2-7-0/4	2, 9	SHTALENKOV	13,671
10	10/27	@ ST. LOUIS	2-4 L	2-8-0/4	25, 21	HEBERT	17,384
11	10/29	CALGARY	7-2 W	3-8-0/6	22, 9, 16, 9, 16, 21, 22	HEBERT	17,060
12	11/1	ST. LOUIS	3-0 W	4-8-0/8	36, 25, 9S	HEBERT	16,642
13	11/3	N.Y. RANGERS	7-4 W	5-8-0/10	19, 20, 14, 21, 20, 26, 22	HEBERT	^17,174
14	11/5	NEW JERSEY	6-1 W	6-8-0/12	9, 22, 18*, 10, 26, 8	HEBERT	^17,174
15	11/7	@ TORONTO	3-6 L	6-9-0/12	26, 19, 14	HEBERT	15,673
16	11/8	@ MONTREAL	3-2 W (OT)	7-9-0/14	26, 10, 9	HEBERT	16,524
17	11/11	@ OTTAWA	3-2 W	8-9-0/16	26, 10, 17	HEBERT	8,988
18	11/13	LOS ANGELES	2-4 L	8-10-0/16	21, 9	HEBERT	^17,174
19	11/15	COLORADO	7-3 W	9-10-0/18	9, 9, 32, 19, 25, 20, 32	SHTALENKOV	^17,174
20	11/17	NY ISLANDERS	2-1 W (OT)	10-10-0/20	21, 16	HEBERT	^17,174
21	11/19	FLORIDA	3-4 L	10-11-0/20	20, 14, 16	HEBERT	^17,174
22	11/21	@ CALGARY	3-2 W	11-11-0/22	10, 26, 20	HEBERT	17,584
23	11/22	@ EDMONTON	0-2 L	11-12-0/22	NONE	SHTALENKOV	9,052
24	11/24	CHICAGO	4-5 L (OT)	11-13-0/22	19, 26, 20, 20	HEBERT	^17,174
25	11/29	WASHINGTON	2-2 T (OT)	11-13-1/23	8, 9*	SHTALENKOV	^17,174
26	12/1	@ DETROIT	2-5 L	11-14-1/23	15, 8	SHTALENKOV	19,881
27	12/2	@ TORONTO	4-4 T (OT)	11-14-2/24	7, 9, 8, 9	SHTALENKOV	15,746
28	12/4	@ N.Y. RANGERS	1-5 L	11-15-2/24	26	SHTALENKOV	18,200
29	12/6	@ TAMPA BAY	1-2 L	11-16-2/24	7	HEBERT	17,260
30	12/7	@ FLORIDA	3-3 T (OT)	11-16-3/25	9*, 25, 25+	HEBERT	12,142
31	12/10	EDMONTON	1-3 L	11-17-3/25	26	SHTALENKOV	^17,174
32	12/13	PITTSBURGH	6-3 W	12-17-3/27	25, 9, 12, 9, 14, 18S	SHTALENKOV	^17,174
33	12/15	OTTAWA	4-2 W	13-17-3/29	9, 10, 2, 25*	SHTALENKOV	^17,174
34	12/17	TORONTO	2-3 L (OT)	13-18-3/29	10, 32	HEBERT	^17,174
35	12/19	SAN JOSE	4-7 L	13-19-3/29	21, 16, 5, 2	HEBERT/SHTALENKOV	^17,174
36	12/20	DETROIT	1-6 L	13-20-3/29	16	HEBERT	^17,174
37	12/22	VANCOUVER	2-6 L	13-21-3/29	36, 9	SHTALENKOV	^17,174
38	12/27	@ LOS ANGELES	1-7 L	13-22-3/29	3	SHTALENKOV/HEBERT	16,005
39	12/29	SAN JOSE	4-2 W	14-22-3/31	32, 19, 18, 18S	HEBERT	^17,174
40	12/31	LOS ANGELES	2-2 T (OT)	14-22-4/32	17, 14	HEBERT	^17,174
41	1/5	@ CALGARY	3-1 W	15-22-4/34	32, 24, 32	HEBERT	16,821
42	1/7	@ EDMONTON	1-3 L	15-23-4/34	25	HEBERT	9,456
43	1/9	@ PHILADELPHIA	2-2 T (OT)	15-23-5/35	24, 9	HEBERT	17,380
44	1/11	@ BOSTON	2-7 L	15-24-5/35	36, 10	HEBERT/SHTALENKOV	17,332
45	1/12	@ CHICAGO	0-3 L	15-25-5/35	NONE	HEBERT	21,555
46	1/14	@ WINNIPEG	6-4 W	16-25-5/37	12, 18, 9, 22, 14, 22S	HEBERT	10,661
47	1/17	CALGARY	1-4 L	16-26-5/37	12	HEBERT/SHTALENKOV	^17,174
48	1/24	@ VANCOUVER	2-1 W (OT)	17-26-5/39	2, 32	HEBERT	16,825
49	1/27	@ LOS ANGELES	4-5 L	17-27-5/39	11, 9, 20, 22	HEBERT	15,629
50	1/31	COLORADO	2-1 W	18-27-5/41	17*, 9	HEBERT	^17,174
51	2/2	HARTFORD	3-4 L	18-28-5/41	14, 20, 11	HEBERT	^17,174
52	2/4	CHICAGO	1-4 L	18-29-5/41	9	HEBERT	^17,174
53	2/7	TORONTO	1-2 L	18-30-5/41	9	SHTALENKOV	^17,174
54	2/10	@ N.Y. ISLANDERS	3-4 L	18-31-5/41	8, 21, 3	SHTALENKOV	14,329
55	2/11	@ NEW JERSEY	4-2 W	19-31-5/43	36, 12, 9, 8S	HEBERT	17,690
56	2/14	@ EDMONTON	2-3 L	19-32-5/43	29, 46	HEBERT	10,342
57	2/15	@ VANCOUVER	3-5 L	19-33-5/43	4, 8, 8	HEBERT/SHTALENKOV	16,367
58	2/17	@ LOS ANGELES	2-1 W (OT)	20-33-5/45	4, 9	SHTALENKOV	16,005
59	2/21	BOSTON	4-3 W (OT)	21-33-5/47	9, 9, 32, 32	SHTALENKOV	^17,174
60	2/23	@ CALGARY	2-3 L	21-34-5/47	11, 9	SHTALENKOV	17,516
61	2/25	SAN JOSE	4-3 W	22-34-5/49	8, 8, 8, 26	HEBERT	^17,174
62	2/26	@ COLORADO	2-3 L	22-35-5/49	14*, 8	SHTALENKOV	16,061
63	2/28	MONTREAL	5-2 W	23-35-5/51	20, 9, 26, 2*, 9	SHTALENKOV	^17,174
64	3/3	TAMPA BAY	2-2 T (OT)	23-35-6/52	9, 14+	SHTALENKOV	^17,174
65	3/5	DALLAS	1-3 L	23-36-6/52	8	SHTALENKOV	^17,174
66	3/8	BUFFALO	3-2 W (OT)	24-36-6/54	20, 2, 9	HEBERT	^17,174
67	3/10	LOS ANGELES	3-2 W	25-36-6/56	14*, 9, 9	HEBERT	^17,174
68	3/13	COLORADO	4-0 W	26-36-6/58	11, 11, 18, 20*	HEBERT	^17,174
69	3/17	ST. LOUIS	5-1 W	27-36-6/60	8, 8, 2, 8, 21	HEBERT	^17,174
70	3/19	@ WASHINGTON	2-1 W	28-36-6/62	11, 20	HEBERT	15,212
71	3/22	@ ST. LOUIS	6-1 W	29-36-6/64	9, 18, 18, 18, 9, 28	HEBERT	20,760
72	3/24	@ CHICAGO	2-2 T (OT)	29-36-7/65	14, 32+	HEBERT	21,633
73	3/25	@ DETROIT	1-5 L	29-37-7/65	93	HEBERT/SHTALENKOV	19,983
74	3/28	@ DALLAS	1-3 L	29-38-7/65	28	HEBERT	15,989
75	3/31	@ SAN JOSE	4-2 W	30-38-7/67	14, 8, 9, 11	HEBERT	17,190
76	4/3	EDMONTON	1-0 W	31-38-7/69	9	HEBERT	^17,174
77	4/5	DETROIT	2-2 T (OT)	31-38-8/70	28, 9	HEBERT	^17,174
78	4/7	@ SAN JOSE	5-3 W	32-38-8/72	28, 8, 9, 48, 11	HEBERT	17,190
79	4/8	VANCOUVER	2-0 W	33-38-8/74	20, 28	HEBERT	^17,174
80	4/10	@ COLORADO	3-7 L	33-39-8/74	9*, 2, 9	HEBERT	16,061
81	4/12	DALLAS	5-3 W	34-39-8/76	28, 20, 8, 14, 8	HEBERT	^17,174
82	4/14	WINNIPEG	5-2 W	35-39-8/78	28, 46, 22, 9, 9	HEBERT	^17,174

GOAL KEY: UNDERLINE = POWER PLAY GOAL, * = SHORTHANDED GOAL, BOLD = GAME-WINNING GOAL, + = GAME-TYING GOAL, S = EMPTY NET GOAL, ^ = SELLOUT AT THE ARROWHEAD POND. WHEN TWO GOALTENDERS PLAY IN ONE GAME, ALL CAPS RECEIVED DECISION.

1994-95 MIGHTY DUCKS OF ANAHEIM



Front Row (sitting) L-R: Mikhail Shtalenkov, Head Coach Ron Wilson, Assistant General Manager Pierre Gauthier, President Tony Tavares, Governor Michael Eisner, Vice President/General Manager Jack Ferreira, Vice President of Hockey Operations Kevin Gilmore, Captain Randy Ladouceur, Guy Hebert. **Second Row L-R:** Trainer Blynn DeNiro, Equipment Manager Mark O'Neill, Assistant Coach Al Sims, Tom Kurvers, Bobby Dallas, Alternate Captain Todd Ewen, Alternate Captain Bob Corkum, Jim Thomson, Assistant Coach Tim Army, Goaltending Coach Brian Hayward, Assistant Equipment Manager John Alloway. **Third Row L-R:** Mike Sillinger, David Karp, Todd Krygier, Garry Valk, Robert Dirk, Steve Rucchin, Peter Douris, Shaun Van Allen, Joe Sacco, Stephan Lebeau. **Top Row L-R:** Don McSween, Milos Holan, Patrik Carnback, Steven King, Jason York, Oleg Tverdovsky, Paul Kariya, Denny Lambert, Valeri Karpov.

1994-95 SEASON:

Final Record: 16-27-5, 37 points (sixth, Pacific)...played a shortened schedule (48 games) due to NHL work stoppage...finished season strong, going 8-9-1 in last 18 games...stayed in the hunt for a playoff spot until the last week of the season, being eliminated with only two games remaining...improved play at home (11-9-4 record, which ranked fifth in the Western Conference for home record and 14th in the NHL); went 8-4-0 in last 12 home contests and 9-5-3 in their last 17 on home ice...15 players on final game lineup were not with the club on the last day of the previous season; five were acquired in trades since Feb. 2, 1995. In addition, only 10 players on the 1995 final game lineup were on the Ducks' inaugural game lineup on Oct. 8, 1993...13 players in final lineup were 25-years-old or younger; only three were 30+ years old (average age = 26.29 years)...11 rookies in the lineup, Anaheim led the NHL in rookie man-games for the season with 238. In 1995 Anaheim rookies combined to score 36-73=109 points (32.2% of 338 total points scored by

the team)...Ducks had a 13-5-2 record when scoring first goal of a game, including 10-3-2 at home...club went 7-4 (.636) in one-goal games, including 5-0 at home...team had 731 penalty minutes (15.2 avg.) - the lowest in the NHL...soldout all 24 games at the Arrowhead Pond, giving the club a string of 49-straight sellouts...Anaheim was the only team in the league to have three players on its NHL roster selected in the NHL Supplemental Draft (which no longer exists) - Todd Krygier (HFD), Steven King (NYR) & Steve Rucchin (ANA). All three were selected by Dir. of Player Personnel David McNab when he was with each respective team...the Ducks' record in California was 14-10-3 with 33 points (89.2% of the team's 1995 total). Record outside the state was 2-17-0...Anaheim went 15-6-3 (.688) in games that the team scored three-or-more goals, including going 10-2-1 (.808) when scoring four-or-more. Record when scoring less-than-three goals stood at 1-21-2 (.083).

1994-95 GAME-BY-GAME



GAME	DATE	OPPONENT	RESULT	RECORD/PTS.	DUCKS GOALS (BY #)	ANA. GOALTENDER(S)	ATTENDANCE
1	1/20	@ EDMONTON	1-2 L	0-1-0/0	19	HEBERT	14,967
2	1/21	@ WINNIPEG	4-3 W	1-1-0/2	14, 21, 9, 2*	SHTALENKOV	9,725
3	1/23	EDMONTON	5-4 W (OT)	2-1-0/4	9, 24, 24, 14, 16	HEBERT	^17,174
4	1/25	DALLAS	1-4 L	2-2-0/4	16	SHTALENKOV	^17,174
5	1/27	WINNIPEG	3-2 W	3-2-0/6	11, 27, 9	HEBERT	^17,174
6	1/31	@ ST. LOUIS	2-7 L	3-3-0/6	14, 27	HEBERT/SHTALENKOV	17,281
7	2/1	@ DALLAS	2-9 L	3-4-0/6	9*, 10*	SHTALENKOV/HEBERT	16,924
8	2/3	DETROIT	2-5 L	3-5-0/6	21, 16	HEBERT	^17,174
9	2/5	@ LOS ANGELES	3-2 W	4-5-0/8	8, 20, 24	SHTALENKOV	16,005
10	2/7	CHICAGO	0-3 L	4-6-0/8	NONE	SHTALENKOV	^17,174
11	2/9	@ CALGARY	1-5 L	4-7-0/8	15	HEBERT	17,883
12	2/12	@ EDMONTON	0-2 L	4-8-0/8	NONE	HEBERT	12,487
13	2/17	VANCOUVER	2-2 T (OT)	4-8-1/9	2, 4+	HEBERT	^17,174
14	2/18	@ SAN JOSE	6-3 W	5-8-1/11	47, 19, 25, 25, 16, 16S	SHTALENKOV/HEBERT	17,190
15	2/23	@ TORONTO	1-3 L	5-9-1/11	22	HEBERT	15,746
16	2/24	@ WINNIPEG	2-4 L	5-10-1/11	19, 47	SHTALENKOV	12,843
17	2/26	CALGARY	3-5 L	5-11-1/11	24, 22, 9	HEBERT	^17,174
18	3/1	CHICAGO	3-1 W	6-11-1/13	25, 47, 22	HEBERT	^17,174
19	3/3	@ DALLAS	0-4 L	6-12-1/13	NONE	HEBERT	16,924
20	3/5	@ CHICAGO	0-3 L	6-13-1/13	NONE	HEBERT	21,546
21	3/7	@ ST. LOUIS	3-6 L	6-14-1/13	20, 47, 10	SHTALENKOV/HEBERT	19,115
22	3/9	DETROIT	4-4 T (OT)	6-14-2/14	9, 25, 25, 9+	HEBERT	^17,174
23	3/11	@ VANCOUVER	3-5 L	6-15-2/14	18, 16, 9	HEBERT	14,414
24	3/15	@ CALGARY	5-0 W	7-15-2/16	9, 9, 20, 4, 20	HEBERT	18,321
25	3/17	TORONTO	3-3 T (OT)	7-15-3/17	47, 2, 19+	HEBERT	^17,174
26	3/19	ST. LOUIS	2-4 L	7-16-3/17	22, 2	HEBERT	^17,174
27	3/21	LOS ANGELES	3-3 T (OT)	7-16-4/18	11, 9, 22	SHTALENKOV	^17,174
28	3/23	@ SAN JOSE	6-3 W	8-16-4/20	11, 20, 47, 20, 2, 14	HEBERT	17,190
29	3/26	@ CHICAGO	2-5 L	8-17-4/20	14, 14	HEBERT/SHTALENKOV	21,351
30	3/28	@ DETROIT	4-6 L	8-18-4/22	21, 14, 9, 14	SHTALENKOV/HEBERT	19,875
31	3/30	WINNIPEG	3-1 W	9-18-4/20	20, 20, 18S	HEBERT	^17,174
32	3/31	@ VANCOUVER	1-6 L	9-19-4/22	5	HEBERT/SHTALENKOV	13,649
33	4/2	SAN JOSE	5-4 W	10-19-4/24	18, 21, 9, 10, 16	HEBERT	^17,174
34	4/5	EDMONTON	4-3 W (OT)	11-19-4/26	42, 29, 19, 47	SHTALENKOV	^17,174
35	4/7	DALLAS	0-2 L	11-20-4/26	NONE	HEBERT	^17,174
36	4/9	LOS ANGELES	5-1 W	12-20-4/28	7, 9, 14, 25, 25	HEBERT	^17,174
37	4/11	@ VANCOUVER	0-5 L	12-21-4/28	NONE	HEBERT	13,031
38	4/13	CALGARY	4-2 W	13-21-4/30	25, 19, 16, 14S	HEBERT	^17,174
39	4/15	VANCOUVER	1-3 L	13-22-4/30	47	HEBERT	^17,174
40	4/17	SAN JOSE	3-0 W	14-22-4/32	16, 2, 19S	HEBERT	^17,174
41	4/19	@ TORONTO	2-3 L	14-23-4/32	26, 16	HEBERT	15,746
42	4/21	@ DETROIT	5-6 L	14-24-4/32	15, 9, 26, 2, 21	HEBERT/SHTALENKOV	19,875
43	4/23	@ LOS ANGELES	2-2 T (OT)	14-24-5/33	22*, 21	HEBERT	16,005
44	4/24	CALGARY	2-1 W	15-24-5/35	25, 22	HEBERT	^17,174
45	4/26	SAN JOSE	2-5 L	15-25-5/35	9, 19	HEBERT	^17,174
46	4/30	@ LOS ANGELES	1-2 L	15-26-5/35	25	HEBERT/SHTALENKOV	16,005
47	5/1	ST. LOUIS	3-5 L	15-27-5/35	11, 9, 25	SHTALENKOV	^17,174
48	5/3	TORONTO	6-1 W	16-27-5/37	20, 7, 29, 22, 19, 9	SHTALENKOV	^17,174

GOAL KEY: UNDERLINE = POWER PLAY GOAL, * = SHORTHANDED GOAL, BOLD = GAME-WINNING GOAL, + = GAME-TYING GOAL, S = EMPTY NET GOAL, ^ = SELLOUT AT THE ARROWHEAD POND.
WHEN TWO GOALTENDERS PLAY IN ONE GAME, ALL CAPS RECEIVED DECISION.

NOTE - BOB CORKUM CHANGED FROM #20 TO #19, STEVE RUCCHIN CHANGED FROM #15 TO #20, AND DAVID KARPA WAS ASSIGNED #15 BEGINNING ON 3/9/95. BEFORE 3/9/95, #19 WAS WORN BY ANATOLI SEMENOV.

1993-94 MIGHTY DUCKS OF ANAHEIM



Front Row (sitting) L-R: Mikhail Shtalenkov, Alternate Captain Randy Ladouceur, Head Coach Ron Wilson, Assistant General Manager Pierre Gauthier, President Tony Tavares, Governor Michael Eisner, Vice President/General Manager Jack Ferreira, Director of Hockey Operations Kevin Gilmore, Captain Troy Loney, Guy Hebert. **Second Row L-R:** Trainer Blynn DeNiro, Equipment Manager Mark O'Neill, Assistant Coach Al Sims, Terry Yake, Bobby Dollas, Alternate Captain Stu Grimson, Alternate Captain Todd Ewen, Stephan Lebeau, Assistant Coach Tim Army, Goaltending Coach Brian Hayward, Assistant Equipment Manager John Alloway. **Third Row L-R:** Bob Corkum, Peter Douris, Joe Sacco, David Williams, Bill Houlder, Anatoli Semenov, Jim Thomson, Shaun Van Allen, Tim Sweeney, Don McSween. **Top Row L-R:** Scott McKay, Sean Hill, Scott Chartier, Maxim Bets, Steven King, Garry Valk, Mark Ferner, Patrik Camback, John Lilley.

1993-94: THE INAUGURAL SEASON

Final Record: 33-46-5, 71 points (fourth, Pacific) ...set an NHL first-year team record with 33 wins, tying Florida for most wins in a season...had 19 road wins - the most-ever by a first-year club in the NHL...had three separate road winning streaks of three games or more, including a four-game sweep of a Western Canada swing in late November...71 points were the fourth-highest point total ever for a first-year NHL club...home attendance averaged 16,989 (98.9% of capacity) with 27 sell-outs, including the last 25 games of the year...won seven season-series, including four sweeps (Hartford 2-0, Philadelphia 2-0, N.Y. Rangers 2-0, Winnipeg 4-0)...team was 10-4-1 in Canada, including an eight game unbeaten streak (8-0-1)...15 players set new individual career-highs for points in an NHL season and 20 set new career-highs in games played...Anaheim's team 2.97

GAA and .907 save percentage made the Mighty Ducks one of only eight teams in the league to have a GAA under 3.00 and a save percentage over .900...21 of 46 losses were decided by one goal (45.7%)...43-of-71 points were earned away from the Arrowhead Pond (60.6%)...team's record was 19-15-3 outside of the state of California...team had a 5-5-1 record when scoring two-or-more power play goals in a game, including a 2-0-0 record when scoring three...penalty killing ranked sixth overall in the league at 82.7%...Anaheim had a 6-2-1 record in games that they scored a shorthanded goal...the Mighty Ducks were one of three teams not to be called for an instigation penalty (Florida & Quebec being the others)...Anaheim held a 19-3-1 record (.848) when scoring four-or-more goals in a game.

1993-94 GAME-BY-GAME



GAME	DATE	OPPONENT	RESULT	RECORD/PTS.	DUCKS GOALS (BY #)	ANA. GOALTENDER(S)	ATTENDANCE
1	10/8	DETROIT	2-7 L	0-1-0/0	6, 24	HEBERT	17,320
2	10/10	NY ISLANDERS	3-4 L (OT)	0-2-0/0	19, 25, 20	TUGNUTT	15,386
3	10/13	EDMONTON	4-3 W	1-2-0/2	24, 17, 14, 23	TUGNUTT	15,570
4	10/15	BOSTON	1-1 T (OT)	1-2-1/3	14	TUGNUTT	16,850
5	10/17	CALGARY	2-2 T (OT)	1-2-2/4	36, 21	HEBERT	16,527
6	10/19	@ NY RANGERS	4-2 W	2-2-2/6	24, 25, 25, 25	HEBERT	17,643
7	10/20	@ NEW JERSEY	0-4 L	2-3-2/6	NONE	TUGNUTT	14,009
8	10/23	@ MONTREAL	1-4 L	2-4-2/6	18	HEBERT	16,861
9	10/25	@ OTTAWA	1-4 L	2-5-2/6	20	TUGNUTT	10,206
10	10/28	@ SAN JOSE	3-4 L	2-6-2/6	2, 8, 20	HEBERT	16,183
11	10/29	WASHINGTON	2-5 L	2-7-2/6	20, 2	TUGNUTT	16,436
12	10/31	SAN JOSE	1-2 L (OT)	2-8-2/6	18	HEBERT	16,014
13	11/3	DALLAS	5-4 W	3-8-2/8	19, 23, 3, 18, 19	TUGNUTT/HEBERT	16,186
14	11/5	NEW JERSEY	3-6 L	3-9-2/8	8, 19, 20	TUGNUTT/HEBERT	16,666
15	11/7	PITTSBURGH	4-5 L	3-10-2/8	6, 25, 19, 21	HEBERT	17,083
16	11/9	DALLAS (AT PHX)	4-2 W	4-10-2/10	36, 18, 24, 20S	HEBERT	8,143
17	11/11	@ CALGARY	4-5 L	4-11-2/10	16, 20, 16, 7	HEBERT	19,811
18	11/14	@ VANCOUVER	2-3 L	4-12-2/10	23, 25	SHTALENKOV	13,710
19	11/17	TORONTO	3-4 L	4-13-2/10	8, 19, 25	SHTALENKOV/HEBERT	17,083
20	11/19	@ VANCOUVER	6-3 W	5-13-2/12	36, 19, 19, 16, 18, 14	TUGNUTT	15,550
21	11/21	@ EDMONTON	4-2 W	6-13-2/14	36, 22, 6, 2	TUGNUTT	12,348
22	11/22	@ CALGARY	2-1 W	7-13-2/16	19, 7	HEBERT	18,222
23	11/24	@ WINNIPEG	2-1 W	8-13-2/18	23, 23	TUGNUTT	12,147
24	11/26	SAN JOSE	3-4 L	8-14-2/18	17, 21, 21	TUGNUTT	17,199
25	11/27	@ SAN JOSE	0-1 L	8-15-2/18	NONE	HEBERT	17,190
26	12/1	WINNIPEG	5-2 W	9-15-2/20	14, 36, 19, 17, 25	TUGNUTT	17,003
27	12/2	@ LOS ANGELES	2-3 L	9-16-2/20	16, 22	HEBERT	16,005
28	12/5	TAMPA BAY	2-4 L	9-17-2/20	36, 17	TUGNUTT	16,480
29	12/7	FLORIDA	2-3 L	9-18-2/20	8, 17	HEBERT	16,474
30	12/12	ST. LOUIS	2-1 W (OT)	10-18-2/22	7, 10	HEBERT	17,017
31	12/14	@ DETROIT	2-5 L	10-19-2/22	25, 25	TUGNUTT	19,687
32	12/15	@ TORONTO	1-0 W	11-19-2/24	8*	HEBERT	15,728
33	12/17	@ DALLAS	3-2 W	12-19-2/26	10, 10, 17	HEBERT	16,801
34	12/19	@ CHICAGO	0-2 L	12-20-2/26	NONE	TUGNUTT	18,472
35	12/20	@ WINNIPEG	7-5 W	13-20-2/28	25, 17, 23, 20, 36, 25, 16	HEBERT	14,033
36	12/22	DALLAS	2-3 L (OT)	13-21-2/28	10, 3	TUGNUTT	17,232
37	12/26	LOS ANGELES	2-3 L	13-22-2/28	25, 20	HEBERT	17,296
38	12/28	@ NY ISLANDERS	3-0 W	14-22-2/30	10, 4, 2	TUGNUTT	16,297
39	12/30	@ WASHINGTON	0-3 L	14-23-2/30	NONE	TUGNUTT	17,616
40	1/1	@ FLORIDA	2-4 L	14-24-2/30	25, 20	HEBERT	14,669
41	1/2	@ T. BAY (ORL.)	4-1 W	15-24-2/32	4, 18*, 25, 16S	TUGNUTT	10,871
42	1/6	@ CHICAGO	6-2 W	16-24-2/34	20, 8, 18, 20*, 23, 6	TUGNUTT	17,460
43	1/8	@ ST. LOUIS	5-3 W	17-24-2/36	24, 16, 23, 23, 16	HEBERT	18,143
44	1/10	DETROIT	4-6 L	17-25-2/36	21, 23, 2, 4	TUGNUTT	17,196
45	1/12	SAN JOSE	2-5 L	17-26-2/36	23, 16	HEBERT/TUGNUTT	17,176
46	1/14	HARTFORD	6-3 W	18-26-2/38	21, 20*, 8, 21, 8, 18S	HEBERT	17,204
47	1/16	VANCOUVER	3-4 L	18-27-2/38	20, 24, 14	TUGNUTT/HEBERT	17,203
48	1/18	@ TORONTO	3-3 T (OT)	18-27-3/39	18, 24, 24	HEBERT	15,728
49	1/19	@ DETROIT	4-4 T (OT)	18-27-4/40	18, 36, 17, 20+	HEBERT	19,875
50	1/24	ST. LOUIS	2-3 L (OT)	18-28-4/40	24, 8	HEBERT	17,178
51	1/26	WINNIPEG	3-1 W	19-28-4/42	19, 39, 22	HEBERT	17,190
52	1/28	N.Y. RANGERS	3-2 W	20-28-4/44	20, 8, 2	HEBERT	17,250
53	1/29	@ LOS ANGELES	1-5 L	20-29-4/44	21	HEBERT/TUGNUTT	16,005
54	2/2	CALGARY	2-4 L	20-30-4/44	14, 25	TUGNUTT	17,214
55	2/4	VANCOUVER	3-0 W	21-30-4/46	22*, 19, 20	HEBERT	17,229
56	2/6	CHICAGO	2-3 L	21-31-4/46	14, 24	HEBERT	17,265
57	2/11	LOS ANGELES	3-5 L	21-32-4/46	22, 20, 2	HEBERT	17,345
58	2/13	@ EDMONTON	6-3 W	22-32-4/48	24, 14, 25, 14, 25, 18	TUGNUTT	13,453
59	2/16	PHILADELPHIA	6-3 W	23-32-4/50	22, 20, 7, 14, 14, 24	HEBERT	17,268
60	2/18	QUEBEC	0-1 L	23-33-4/50	NONE	TUGNUTT	17,263
61	2/20	@ ST. LOUIS	1-4 L	23-34-4/50	25	HEBERT	18,150
62	2/23	@ BUFFALO	2-2 L	23-35-4/50	25, 39	HEBERT	15,651
63	2/24	@ PITTSBURGH	2-2 T (OT)	23-35-5/51	8, 14+*	SHTALENKOV	17,168
64	2/26	@ QUEBEC	6-3 W	24-35-5/53	2, 47, 3, 18, 23, 14	HEBERT	15,032
65	3/2	MONTREAL	2-5 L	24-36-5/53	16, 21	HEBERT	17,248
66	3/4	EDMONTON	4-1 W	25-36-5/55	2, 8, 4, 14	HEBERT	17,278
67	3/6	@ SAN JOSE	0-6 L	25-37-5/55	NONE	HEBERT/SHTALENKOV	17,190
68	3/8	@ CHICAGO (@ PHX)	0-3 L	25-38-5/55	NONE	SHTALENKOV	13,847
69	3/9	BUFFALO	0-3 L	25-39-5/55	NONE	HEBERT	17,256
70	3/11	CHICAGO	2-3 L	25-40-5/55	20*, 20	HEBERT	17,265
71	3/13	OTTAWA	5-1 W	26-40-5/57	24, 36, 6, 18, 20	SHTALENKOV	17,225
72	3/16	LOS ANGELES	5-2 W	27-40-5/59	14, 4, 47, 8, 8	SHTALENKOV	17,325
73	3/22	@ DALLAS	3-4 L	27-41-5/59	23, 32, 21	SHTALENKOV	16,914
74	3/24	@ BOSTON	3-5 L	27-42-5/59	47, 25, 6*	HEBERT	14,448
75	3/26	@ HARTFORD	3-2 W	28-42-5/61	22*, 22, 36	HEBERT	15,635
76	3/27	@ PHILADELPHIA	3-2 W (OT)	29-42-5/63	16, 18, 18	HEBERT	17,380
77	3/30	@ LOS ANGELES	5-2 W	30-42-5/65	23, 47, 39, 16, 14S	HEBERT	16,005
78	3/31	EDMONTON	2-3 L (OT)	30-43-5/65	47, 14	HEBERT	17,293
79	4/2	TORONTO	3-1 W	31-43-5/67	14, 48, 47	HEBERT	17,281
80	4/6	@ CALGARY	2-4 L	31-44-5/67	18, 18	HEBERT	20,230
81	4/8	@ EDMONTON	3-1 W	32-44-5/69	21, 18, 8	HEBERT	15,701
82	4/9	@ VANCOUVER	3-1 W	33-44-5/71	8, 21, 14S	SHTALENKOV	16,150
83	4/11	CALGARY	0-3 L	33-45-5/71	NONE	SHTALENKOV	17,291
84	4/13	VANCOUVER	1-2 L	33-46-5/71	4	HEBERT	17,295

GOAL KEY: UNDERLINE = POWER PLAY GOAL; * = SHORTHANDED GOAL; BOLD = GAME-WINNING GOAL; + = GAME-TYING GOAL; \$ = EMPTY NET GOAL. WHEN TWO GOALTENDERS PLAY IN ONE GAME, ALL CAPS RECEIVED DECISION. ^ = SELLOUT AT THE ARROWHEAD POND.

YEAR-BY-YEAR FINAL STATISTICS

2014-15 FINAL STATISTICS

POS	NO.	PLAYER	GP	TOI	G	A	P	+/-	PIM	PP	SH	GW	S	%
C	15	RYAN GETZLAF	77	20:05	25	45	70	+15	62	3	0	6	191	13.1
R	10	COREY PERRY	67	18:06	33	22	55	+13	67	4	0	3	193	17.1
C	17	RYAN KESLER	81	19:30	20	27	47	-5	75	5	1	4	205	9.8
R	33	JAKOB SILFVERBERG	81	15:39	13	26	39	+15	24	2	1	2	189	6.9
D	45	SAMI VATANEN	67	21:27	12	25	37	+5	36	7	1	1	122	9.8
L	19	PATRICK MAROON	71	14:16	9	25	34	-5	82	1	0	1	120	7.5
D	47	HAMPUS LINDHOLM	78	21:45	7	27	34	+25	32	0	0	1	107	6.5
D	4	CAM FOWLER	80	21:08	7	27	34	+4	14	1	1	2	87	8.0
L	39	MATT BELESKEY	65	14:28	22	10	32	+13	39	4	0	8	145	15.2
R	67	*RICKARD RAKELL	71	12:34	9	22	31	+6	10	2	0	1	105	8.6
L	7	ANDREW COGLIANO	82	14:36	15	14	29	+5	14	0	3	2	134	11.2
R	21	KYLE PALMIERI	57	14:05	14	15	29	-2	37	5	0	4	112	12.5
D	23	FRANCOIS BEAUCHEMIN	64	22:44	11	12	23	+17	48	2	0	1	110	10.0
C	44	NATE THOMPSON	80	13:19	5	13	18	+0	39	0	1	3	87	5.7
R	12	DEVANTE SMITH-PELLEY	54	14:38	5	12	17	+1	12	0	1	1	76	6.6
D	6	BEN LOVEJOY	40	18:33	1	10	11	+3	17	0	0	0	50	2.0
L	16	EMERSON ETEM	45	12:14	5	5	10	-6	4	0	0	0	77	6.5
L	14	*RENE BOURQUE	30	12:07	2	6	8	-4	12	1	0	0	44	4.5
D	3	CLAYTON STONER	69	17:38	1	7	8	-2	68	0	1	1	68	1.5
R	18	TIM JACKMAN	55	8:22	5	2	7	-4	86	0	0	1	55	9.1
L	46	*JIRI SEKAC	19	12:56	2	5	7	+2	4	0	0	0	29	6.9
D	24	*SIMON DESPRES	16	18:39	1	5	6	+2	22	0	0	0	27	3.7
L	14	*TOMAS FLEISCHMANN	14	14:10	1	5	6	+0	4	0	0	0	24	4.2
D	20	*JAMES WISNIEWSKI	13	20:13	0	5	5	-3	10	0	0	0	20	0.0
C	38	*WILLIAM KARLSSON	18	12:08	2	1	3	+1	2	0	0	1	24	8.3
D	42	*JOSH MANSON	28	18:26	0	3	3	+1	31	0	0	0	26	0.0
D	2	*ERIC BREWER	9	17:15	1	1	2	-6	6	0	0	0	7	14.3
D	55	BRYAN ALLEN	6	18:12	0	1	1	0	4	0	0	0	4	0.0
D	37	MAT CLARK	7	12:46	0	1	1	+2	6	0	0	0	2	0.0
D	48	*COLBY ROBAK	5	15:15	0	1	1	+3	0	0	0	0	2	0.0
D	28	MARK FISTRIC	9	14:47	0	0	0	-3	4	0	0	0	1	0.0
C	62	*CHRIS WAGNER	9	8:47	0	0	0	-2	2	0	0	0	7	0.0
L	51	DANY HEATLEY	6	12:07	0	0	0	-3	0	0	0	0	8	0.0
L	43	*MAX FRIBERG	1	8:47	0	0	0	0	0	0	0	0	0	0.0
R	64	*STEFAN NOESEN	1	6:54	0	0	0	+0	0	0	0	0	0	0.0
D	77	JESSE BLACKER	1	6:03	0	0	0	-2	0	0	0	0	0	0.0

NO.	PLAYER	GP	MIN	GAA	W	L	OT	SO	GA	SA	SV%	G	A	PIM
31	FREDERIK ANDERSEN	54	31:06	2.38	35	12	5	3	123	1436	.914	0	3	4
36	*JOHN GIBSON	23	13:40	2.60	13	8	0	1	58	674	.914	0	0	0
30	JASON LABARBERA	5	2:07	2.61	2	0	1	0	9	99	.909	0	0	0
80	*ILVA BRYZGALOV	8	3:29	4.19	1	4	1	0	23	150	.847	0	2	0

ANA GOALTENDING TOTALS

* Rookie ^ Acquired Midseason

2013-14 FINAL STATISTICS

POS	NO.	PLAYER	GP	TOI	G	A	P	+/-	PIM	PP	SH	GW	S	%
C	15	RYAN GETZLAF	77	21:17	31	56	87	+28	31	5	0	7	204	15.2
R	10	COREY PERRY	81	19:28	43	39	82	+32	65	8	0	9	280	15.4
C	13	NICK BONINO	77	16:13	22	27	49	+14	22	7	0	2	159	13.8
C	22	MATHIEU PERREAULT	69	13:52	18	25	43	+13	36	4	0	1	120	15.0
C	7	ANDREW COGLIANO	82	15:23	21	21	42	+13	26	0	3	5	157	13.4
D	4	CAM FOWLER	70	23:51	6	30	36	+15	14	4	1	2	100	6.0
R	17	DUSTIN PENNER	49	15:15	13	19	32	+22	28	5	0	2	100	13.0
R	21	KYLE PALMIERI	71	11:56	14	17	31	+9	38	0	0	4	147	9.5
D	47	*HAMPUS LINDHOLM	78	19:25	6	24	30	+29	36	1	0	1	116	5.2
C	34	DANIEL WINNIK	76	15:23	6	24	30	+6	23	0	2	2	115	5.2
C	11	SAKU KOVU	65	15:02	11	18	29	+3	46	0	1	1	81	13.6
L	62	*PATRICK MAROON	62	12:18	11	18	29	+11	101	1	0	3	93	11.8
R	8	TEEMU SELANNE	64	14:07	9	18	27	+8	12	4	0	3	111	8.1
L	39	MATT BELESKEY	55	12:26	9	15	24	+8	64	0	0	2	112	8.0
R	33	JAKOB SILFVERBERG	52	14:15	10	13	23	+2	12	1	2	1	119	8.4
D	45	*SAMI VATANEN	48	17:27	6	15	21	+9	22	2	0	0	73	8.2
D	6	BEN LOVEJOY	78	19:23	5	13	18	+21	39	0	0	2	107	4.7
D	23	FRANCOIS BEAUCHEMIN	70	23:05	4	13	17	+26	39	1	0	1	100	4.0
R	65	EMERSON ETEM	29	12:47	7	4	11	+3	4	1	1	2	44	15.9
R	77	DEVANTE SMITH-PELLEY	19	12:38	2	8	10	+5	2	0	0	0	23	8.7
D	55	BRYAN ALLEN	68	17:33	0	10	10	+20	75	0	0	0	60	0.0
D	5	LUCA SBISA	30	17:03	1	5	6	+0	43	0	0	0	30	3.3
D	28	MARK FISTRIC	34	15:24	1	4	5	+9	28	0	0	0	22	4.5
D	19	*STEPHANE ROBIDAS	14	20:37	1	4	5	+3	8	0	0	1	21	4.8
R	18	TIM JACKMAN	26	7:22	3	1	4	-2	62	0	0	0	37	8.1
R	67	*RICKARD RAKELL	18	11:43	0	4	4	-3	2	0	0	0	22	0.0
D	51	ALEX GRANT	2	12:10	2	0	2	+3	2	0	0	0	2	100.0
C	74	PETER HOLLAND	4	9:05	1	0	1	-1	2	0	0	0	3	33.3
D	40	NOLAN YONKMAN	2	8:57	0	1	1	-1	0	0	0	0	3	0.0
C	20	DAVID STECKEL	6	10:50	0	0	0	+0	0	0	0	0	8	0.0

NO.	PLAYER	GP	MIN	GAA	W	L	OT	SO	GA	SA	SV%	G	A	PIM
1	JONAS HILLER	50	29:09	2.48	29	13	7	5	120	1348	.911	0	2	0
31	*FREDERIK ANDERSEN	28	15:69	2.29	20	5	0	0	60	783	.923	0	1	0
30	VIKTOR FASTH	5	3:05	2.95	2	2	1	0	15	131	.885	0	0	0
36	*JOHN GIBSON	3	1:81	1.33	3	0	0	1	4	87	.954	0	0	0

ANA GOALTENDING TOTALS

* Rookie ^ Acquired Midseason

YEAR-BY-YEAR FINAL STATISTICS



2012-13 FINAL STATISTICS

POS	NO.	PLAYER	GP	TOI	G	A	P	+/-	PIM	PP	SH	GW	S	S%
C	15	RYAN GETZLAF	44	20:11	15	34	49	+14	41	4	3	3	99	15.2
R	10	COREY PERRY	44	19:04	15	21	36	+10	72	5	0	5	128	11.7
L	9	BOBBY RYAN	46	16:35	11	19	30	+3	17	2	0	1	101	10.9
C	11	SAKU KOIVU	47	17:36	8	19	27	+4	18	4	0	0	55	14.5
R	8	TEEMU SELANNE	46	15:41	12	12	24	-10	28	3	0	1	96	12.5
D	23	FRANCOIS BEAUCHEMIN	48	23:27	6	18	24	+19	22	1	0	0	74	8.1
C	7	ANDREW COGLIANO	48	15:22	13	10	23	+14	6	0	2	1	79	16.5
R	51	KYLE PALMIERI	42	12:19	10	11	21	+2	9	2	0	5	92	10.9
C	34	DANIEL WINNIK	48	16:49	6	13	19	+13	16	0	0	1	95	6.3
D	44	SHELDON SOURAY	44	20:55	7	10	17	+19	52	2	0	3	80	8.8
L	39	MATT BELESKEY	42	12:00	8	5	13	+2	56	2	0	1	61	13.1
C	13	NICK BONINO	27	15:53	5	8	13	-3	8	1	0	0	37	13.5
D	4	CAM FOWLER	37	20:26	1	10	11	-4	4	1	0	0	50	2.0
R	65	*EMERSON ETEM	38	11:27	3	7	10	+7	9	0	0	0	48	6.3
D	6	*BEN LOVEJOY	32	18:13	0	10	10	+6	29	0	0	0	51	0.0
D	5	LUCA SBISA	41	19:50	1	7	8	0	23	0	0	1	39	2.6
D	55	BRYAN ALLEN	41	18:44	0	6	6	+1	34	0	0	0	25	0.0
D	32	TONI LYDMAN	35	19:23	0	6	6	-1	12	0	0	0	28	0.0
C	20	*DAVID STECKEL	21	10:37	1	5	6	+2	0	0	0	0	19	5.3
C	74	*PETER HOLLAND	21	11:35	3	2	5	+4	4	1	0	0	26	11.5
R	18	RADEK DVORAK	9	13:08	4	0	4	+2	2	0	0	1	17	23.5
L	62	*PATRICK MAROON	13	9:47	2	1	3	-1	10	0	0	0	21	9.5
D	45	*SAMU VATANEN	8	15:49	2	0	2	+3	0	1	0	0	6	33.3
R	25	BRAD STAUBITZ	15	6:12	1	1	2	0	41	0	0	1	5	20.0
C	64	BRANDON MCWILLAN	6	8:44	0	1	1	-1	2	0	0	0	2	0.0
C	19	*MATTHEW LOMBARDI	7	13:25	0	0	0	-2	4	0	0	0	5	0.0
R	77	DEVANTE SMITH-PELLY	7	8:59	0	0	0	-4	0	0	0	0	5	0.0
R	67	*RICKARD RAKELL	4	8:57	0	0	0	-2	0	0	0	0	3	0.0
D	40	JORDAN HENDRY	2	17:34	0	0	0	0	0	0	0	0	0	0.0

NO.	PLAYER	GP	MIN	GAA	W	L	OT	SO	GA	SA	SV%	G	A	PIM
1	JONAS HILLER	26	1498	2.36	15	6	4	1	59	675	.913	0	1	2
31	VIKTOR FASTH	25	1428	2.18	15	6	2	4	52	661	.921	0	0	0

ANA GOALTENDING TOTALS

* Rookie ^ Acquired Midseason

2011-12 FINAL STATISTICS

POS	NO.	PLAYER	GP	TOI	G	A	P	+/-	PIM	PP	SH	GW	S	S%
R	8	TEEMU SELANNE	82	17:52	26	40	66	-1	50	12	0	4	210	12.4
R	10	COREY PERRY	80	21:22	37	23	60	-7	127	14	1	6	277	13.4
L	9	BOBBY RYAN	82	18:21	31	26	57	+1	53	3	2	3	204	15.2
C	15	RYAN GETZLAF	82	21:35	11	46	57	-11	75	4	0	4	185	5.9
C	11	SAKU KOIVU	74	18:07	11	27	38	+7	50	0	0	1	107	10.3
D	4	CAM FOWLER	82	23:15	5	24	29	-28	18	2	0	0	123	4.1
D	17	LUBOMIR VISNOVSKY	68	20:47	6	21	27	+7	47	1	0	1	112	5.4
C	7	ANDREW COGLIANO	82	14:42	13	13	26	-4	15	2	0	2	115	11.3
D	5	LUCA SBISA	80	17:55	5	19	24	-5	66	0	0	0	88	5.7
D	23	FRANCOIS BEAUCHEMIN	82	25:33	8	14	22	-14	48	3	0	1	139	5.8
L	12	*NIKLAS HAGMAN	63	14:37	8	11	19	-10	12	1	0	1	111	7.2
C	63	NICK BONINO	50	12:28	5	13	18	+1	8	0	0	0	63	7.9
L	39	MATT BELESKEY	70	10:15	4	11	15	-2	72	0	0	0	75	5.3
D	21	SHELDON BROOKBANK	80	15:36	3	11	14	+11	72	0	0	1	49	6.1
R	77	*DEVANTE SMITH-PELLY	49	12:02	7	6	13	-7	16	1	1	1	66	10.6
D	32	TONI LYDMAN	74	18:54	0	13	13	0	46	0	0	0	46	0.0
L	33	JASON BLAKE	45	14:08	7	5	12	-4	6	2	0	3	109	6.4
R	51	*KYLE PALMIERI	18	11:31	4	3	7	+3	6	0	0	0	34	11.8
R	41	*ANDREW GORDON	37	10:51	2	3	5	-10	6	0	0	0	38	5.3
R	16	GEORGE PARROS	46	6:22	1	3	4	+1	85	0	0	0	17	5.9
C	69	*MAXIME MACENAUER	29	10:48	1	3	4	-4	18	0	0	1	14	7.1
C	44	BRANDON MCWILLAN	25	11:12	0	4	4	-10	20	0	0	0	26	0.0
C	14	*ROD PELLEY	45	8:00	2	1	3	-3	9	0	0	0	41	4.9
D	34	NATE GUENIN	15	11:09	2	0	2	+6	6	0	0	1	5	40.0
C	74	*PETER HOLLAND	4	7:42	1	0	1	0	2	0	0	1	1	100.0
L	19	JEAN-FRANCOIS JACQUES	6	6:37	0	0	0	+2	12	0	0	0	7	0.0
C	18	MARK BELL	5	6:26	5	0	0	0	5	0	0	0	0	0.0
L	62	*PATRICK MAROON	2	12:32	0	0	0	0	2	0	0	0	1	0.0
D	73	*MAT CLARK	2	11:01	0	0	0	-2	0	0	0	0	2	0.0
C	58	*RYAN O'MARRA	2	8:09	0	0	0	-1	0	0	0	0	4	0.0

NO.	PLAYER	GP	MIN	GAA	W	L	OT	SO	GA	SA	SV%	G	A	PIM
1	JONAS HILLER	73	4253	2.57	29	30	12	4	182	2021	.910	0	1	0
38	DAN ELLIS	10	419	2.72	1	5	0	0	19	214	.911	0	1	0
34	JEFF DESLAURIERS	4	241	2.74	3	1	0	0	11	113	.903	0	0	0
31	*HIRO TARKKI	1	41	4.39	1	0	0	0	3	10	.700	0	0	0

ANA GOALTENDING TOTALS

* Rookie ^ Acquired Midseason

YEAR-BY-YEAR FINAL STATISTICS

2010-11 FINAL STATISTICS

POS	NO.	PLAYER	GP	TOI	G	A	P	+/-	PIM	PP	SH	GW	S	%
R	10	COREY PERRY	82	22:18	50	48	98	+9	104	14	4	11	290	17.2
R	8	TEEMU SELANNE	73	17:56	31	49	80	+6	49	16	0	5	213	14.6
C	15	RYAN GETZLAF	67	21:51	19	57	76	+14	35	7	0	4	117	16.2
R	9	BOBBY RYAN	82	20:10	34	5	37	71	+15	5	1	5	270	12.6
D	17	LUBOMIR VISNOVSKY	81	24:17	18	50	68	+18	24	5	0	4	152	11.8
C	11	SAKU KOIVU	75	19:08	15	30	45	-8	36	4	0	3	104	14.4
D	4	*CAM FOWLER	76	22:07	10	30	40	-25	20	6	0	3	123	8.1
LW	33	JASON BLAKE	76	14:45	16	16	32	-5	41	3	0	3	187	8.6
D	32	TONI LYDMAN	78	22:10	3	22	25	+32	42	0	0	0	99	3.0
C	64	*BRANDON MCMILLAN	60	14:04	11	10	21	-5	18	2	2	2	77	14.3
RW	14	JEFFREY LUPUL	26	13:13	5	8	13	-4	14	2	0	1	54	9.3
RW	42	DAN SEXTON	47	11:35	4	9	13	-6	4	1	0	0	78	5.1
D	5	LUCA SBISA	68	16:47	2	9	11	-11	43	1	0	0	76	2.6
L	39	MATT BELESKEY	35	12:58	3	7	10	-10	36	0	0	0	58	5.2
C	22	TODD MARCHANT	79	13:17	1	7	8	-18	26	0	0	0	63	1.6
D	3	ANDREAS LJULA	52	17:25	1	6	7	-15	28	0	0	0	31	3.2
D	23	*FRANCOIS BEAUCHEMIN	27	21:42	3	2	5	-4	16	1	0	0	30	10.0
R	16	GEORGE PARKOS	78	6:24	3	1	4	-4	171	0	0	1	33	9.1
D	25	ANDY SUTTON	39	14:45	0	4	4	+1	87	0	0	0	31	0.0
C	20	RYAN CARTER	18	10:44	1	2	3	-4	22	0	0	0	23	4.3
C	14	*MAXIM LAPIERRE	21	11:34	0	3	3	-6	9	0	0	0	28	0.0
L	37	*JARKKO RUUTU	23	8:58	1	1	2	0	0	0	0	0	20	5.0
D	26	DANNY SYVRET	6	16:26	1	1	2	-3	4	0	0	0	8	12.5
L	19	*BRAD WINCHESTER	19	10:28	1	1	2	-9	28	0	0	0	23	4.3
D	23	PAUL MARA	33	20:10	1	1	2	-1	40	0	0	1	34	2.9
C	28	KYLE CHIPCHURA	40	7:59	0	2	2	+1	32	0	0	0	23	0.0
RW	51	*KYLE PALMIERI	10	8:41	1	0	1	-1	0	0	0	0	10	10.0
D	60	BRENDAN MIKKELSON	5	19:24	0	1	1	+1	7	0	0	0	4	0.0
R	50	TROY BODIE	9	9:43	0	1	1	-3	7	0	0	0	5	0.0
D	53	BRETT FESTERLING	1	14:53	1	0	0	-2	0	0	0	0	0	0.0
C	63	*NICK BONINO	26	9:48	0	0	0	-3	0	0	0	0	23	0.0
D	21	SHELDON BROOKBANK	40	13:19	0	0	0	-8	63	0	0	0	29	0.0
L	34	AARON VOROS	12	5:32	0	0	0	-4	43	0	0	0	8	0.0
L	12	JOSH GREEN	12	10:00	0	0	0	-3	6	0	0	0	10	0.0

NO.	PLAYER	GP	MIN	GAA	W	L	OT	SO	GA	SA	SV%	G	A	PIM
1	JONAS HILLER	49	26:72	2.56	26	16	3	5	114	1493	.924	0	1	0
29	RAY EMERY	10	5:27	2.28	7	2	0	0	20	272	.926	0	0	0
38	*DAN ELLIS	13	7:29	2.39	8	3	1	0	29	348	.917	0	0	0
31	CURTIS MCELHINNEY	12	9:96	3.43	6	9	1	2	57	516	.890	0	1	0
30	TIMO PIELMEIER	1	40	7.50	0	0	0	0	5	12	.583	0	0	0
ANA GOALTENDING TOTALS		82	4993	2.80	47	30	5	7	233	2648	.912			

* Rookie ^ Acquired Midseason

2009-10 FINAL STATISTICS

POS	NO.	PLAYER	GP	TOI	G	A	P	+/-	PIM	PP	SH	GW	S	%
R	10	COREY PERRY	82	21:03	27	49	76	0	111	6	1	2	270	10.0
C	15	RYAN GETZLAF	66	21:40	19	50	69	+4	79	8	0	5	149	12.8
R	9	BOBBY RYAN	81	18:29	35	29	64	+9	81	11	0	3	258	13.6
C	11	SAKU KOIVU	71	18:34	19	33	52	+14	36	5	1	6	124	15.3
R	8	TEEMU SELANNE	54	17:19	27	21	48	+3	16	14	0	5	173	15.6
D	27	SCOTT NIEDERMAYER	80	26:30	10	38	48	-9	38	5	0	2	168	6.0
D	34	JAMES WISNIEWSKI	69	24:20	3	27	30	-5	56	2	0	0	146	2.1
D	19	RYAN WHITNEY	62	24:33	4	24	28	-6	48	3	0	0	107	3.7
C	22	TODD MARCHANT	78	15:48	9	13	22	-16	32	0	3	1	83	10.8
RW	42	*DAN SEXTON	41	13:29	9	10	19	-3	16	2	0	0	93	9.7
L	39	*MATT BELESKEY	60	13:59	11	7	18	-10	35	0	0	3	123	8.9
D	7	STEVE EMINGER	63	19:28	4	12	16	+1	30	0	0	1	45	8.9
LW	33	JASON BLAKE	26	16:02	6	9	15	-6	10	4	0	0	69	8.7
RW	14	JEFFREY LUPUL	23	15:57	10	4	14	+3	18	0	0	0	66	15.2
D	17	*LUBOMIR VISNOVSKY	16	25:59	5	8	13	-6	4	1	0	1	53	9.4
C	28	*KYLE CHIPCHURA	55	12:28	6	6	12	-2	56	0	1	1	43	14.0
C	17	PETTERI NOKELAINEN	50	12:55	4	7	11	-7	21	0	0	0	70	5.7
C	20	RYAN CARTER	38	9:51	4	5	9	0	31	0	0	1	38	10.5
RW	24	EVGENY ARTYUKHIN	37	9:04	4	5	9	0	41	0	0	0	21	19.0
D	21	SHELDON BROOKBANK	66	14:57	0	9	9	+10	114	0	0	0	60	0.0
R	13	MIKE BROWN	75	8:21	6	1	7	+1	106	0	1	2	82	7.3
R	50	*TROY BODIE	44	11:14	5	2	7	-8	80	0	1	1	58	16.6
D	4	NICK BOYNTON	42	16:45	1	6	7	+1	59	1	0	0	39	2.6
R	16	GEORGE PARKOS	57	6:00	4	0	4	+4	136	0	0	0	25	16.0
D	53	BRETT FESTERLING	42	12:30	0	3	3	+1	15	0	0	0	25	0.0
C	63	*NICK BONINO	9	14:13	1	1	2	0	6	1	0	0	14	7.1
D	60	BRENDAN MIKKELSON	28	14:59	0	2	2	-5	14	0	0	0	21	0.0
D	4	*AARON WARD	17	14:26	0	2	2	+2	8	0	0	0	9	0.0
LW	32	KYLE CALDER	14	14:07	0	2	2	-7	8	0	0	0	20	0.0
D	41	*NATHAN OYSTRICK	3	10:34	0	0	0	-1	2	0	0	0	1	0.0
C	48	ANDREW EBBETT	2	12:54	0	0	0	-1	0	0	0	0	1	0.0
C	26	ERIK CHRISTENSEN	9	11:26	0	0	0	-3	2	0	0	0	9	0.0
D	5	LUCA SBISA	8	12:37	0	0	0	-1	6	0	0	0	3	0.0
C	67	*MACGREGOR SHARP	8	4:09	0	0	0	0	0	0	0	0	6	0.0

NO.	PLAYER	GP	MIN	GAA	W	L	OT	SO	GA	SA	SV%	G	A	PIM
1	JONAS HILLER	59	33:38	2.73	30	23	4	2	152	1860	.918	0	2	0
31	*CURTIS MCELHINNEY	10	5:21	2.76	5	1	2	0	24	288	.917	0	0	0
35	JEAN-SEBASTIEN GIGUERE	20	11:08	3.14	4	8	5	1	58	580	.900	0	0	2
ANA GOALTENDING TOTALS		82	4996	2.92	39	32	11	3	243	2737	.910			

* Rookie ^ Acquired Midseason

YEAR-BY-YEAR FINAL STATISTICS



2008-09 FINAL STATISTICS

POS	NO.	PLAYER	GP	TOI	G	A	PTS	+/-	PIM	PP	SH	GW	S	PCTG	
C	15	RYAN GETZLAF	81	20:07	25	66	91	5	121	9	0	2	227	11.0	
R	10	COREY PERRY	78	18:36	32	40	72	10	109	10	0	8	283	11.3	
D	27	SCOTT NIEDERMAYER	82	26:55	14	45	59	-8	70	9	0	2	178	7.9	
R	9	*BOBBY RYAN	64	15:26	31	26	57	13	33	12	0	3	174	17.8	
R	8	TEEMU SELANNE	65	16:29	27	27	54	-3	36	16	0	5	186	14.5	
D	25	CHRIS PRONGER	82	26:56	11	37	48	0	88	4	0	2	196	5.6	
C	48	*ANDREW EBBETT	48	13:52	8	24	32	8	24	6	0	0	100	8.0	
C	26	*ERIK CHRISTENSEN	64	13:38	7	21	28	-9	20	2	0	0	122	5.7	
D	34	*JAMES WISNIEWSKI	48	19:51	3	21	24	9	30	1	0	0	89	3.4	
D	19	*RYAN WHITNEY	48	23:51	2	21	23	-14	28	1	0	0	71	2.8	
C	44	ROB NIEDERMAYER	79	15:34	14	7	21	-17	42	1	1	2	88	15.9	
C	22	TODD MARCHANT	72	14:31	5	13	18	-2	34	0	2	0	101	5.0	
R	16	GEORGE PARROS	74	6:15	5	5	10	8	135	0	0	0	47	10.6	
L	18	DREW MILLER	27	12:59	4	6	10	0	17	0	0	0	45	8.9	
C	17	*PETTERI NOKELAINEN	50	11:15	4	5	9	2	16	0	1	0	56	7.1	
C	20	RYAN CARTER	48	9:05	3	6	9	3	52	0	0	1	40	7.5	
D	3	BRET HEDICAN	51	16:18	1	5	6	-7	36	0	0	0	40	2.5	
D	23	FRANCOIS BEAUCHEMIN	20	24:54	4	1	5	-3	12	0	0	2	45	8.9	
D	53	*BRETT FESTERLING	40	16:40	0	5	5	5	18	0	0	0	15	0.0	
R	13	*MIKE BROWN	48	8:08	2	2	4	-7	145	0	0	2	44	4.5	
D	21	*SHELDON BROOKBANK	44	12:07	1	3	4	4	76	0	0	0	30	3.3	
D	60	*BRENDAN MIKKELSON	34	13:56	0	2	2	0	17	0	0	0	19	0.0	
D	55	*BRIAN SALCIDO	2	12:17	0	1	1	2	0	0	0	0	1	0.0	
L	64	*MATT BELESKEY	2	11:09	0	0	0	0	0	0	0	0	0	0.0	
R	50	*TROY BODIE	4	8:08	0	0	0	0	0	0	0	0	5	0.0	
NO.	GOALTENDER	GPI	MINS	AVG	W	L	OT	EN	SO	GA	SA	SV%	G	A	PIM
1	JONAS HILLER	46	2486	2.39	23	15	1	6	4	99	1217	.919	0	0	0
35	J.S. GIGUERE	46	2458	3.10	19	18	6	3	2	127	1274	.900	0	0	4
ANA GOALTENDING TOTALS		82	4988	2.83	42	33	7	9	6	235	2500	.906			

* Rookie ^ Acquired Midseason

2007-08 FINAL STATISTICS

POS	NO.	PLAYER	GP	TOI	G	A	PTS	+/-	PIM	PP	SH	GW	S	PCTG		
C	15	RYAN GETZLAF	77	19:38	24	58	82	32	94	4	1	2	185	13.0		
R	10	COREY PERRY	70	17:57	29	25	54	12	108	11	0	4	200	14.5		
L	14	CHRIS KUNITZ	82	16:54	21	29	50	8	80	7	1	6	196	10.7		
D	25	CHRIS PRONGER	72	26:00	12	31	43	-1	128	8	0	4	182	6.6		
R	4	TODD BERTUZZI	68	16:27	14	26	40	8	97	4	0	2	121	11.6		
D	11	MATHIEU SCHNEIDER	65	22:17	12	27	39	22	50	5	0	2	139	8.6		
C	39	^DOUG WRIGHT	67	14:36	10	15	25	4	32	2	0	1	96	10.4		
D	27	SCOTT NIEDERMAYER	48	23:54	8	17	25	-2	16	7	0	3	87	9.2		
R	8	TEEMU SELANNE	26	18:07	12	11	23	5	8	7	0	2	87	13.8		
D	23	FRANCOIS BEAUCHEMIN	82	25:31	2	19	21	9	59	0	0	2	144	1.4		
D	7	^MARC-ANDRE BERGERON	55	17:23	9	10	19	16	20	8	0	1	108	8.3		
D	40	KENT HUSKINS	76	16:04	4	15	19	23	59	1	0	2	46	8.7		
C	22	TODD MARCHANT	75	14:49	9	7	16	3	48	0	0	0	93	9.7		
C	44	ROB NIEDERMAYER	78	17:42	8	8	16	1	54	0	1	1	111	7.2		
C	26	SAMUEL PAHLSSON	56	18:46	6	9	15	-2	34	0	3	3	94	6.4		
R	54	*BOBBY RYAN	23	11:15	5	5	10	1	6	3	0	0	37	13.5		
D	21	SEAN O'DONNELL	82	17:14	2	7	9	9	84	0	1	0	25	8.0		
C	20	*RYAN CARTER	34	10:29	4	4	8	-2	36	0	0	1	56	7.1		
L	32	TRAVIS MOEN	77	15:49	3	5	8	10	81	0	1	1	98	3.1		
L	18	*DREW MILLER	26	11:11	2	3	5	-1	6	0	0	0	30	6.7		
D	33	JOE DIPENTA	23	10:39	1	4	5	3	16	0	0	0	5	20.0		
R	16	GEORGE PARROS	69	5:56	1	4	5	3	183	0	0	0	30	3.3		
L	24	BRAD MAY	61	6:37	3	1	4	2	53	0	0	2	34	8.8		
C	17	^BRIAN SUTHERBY	50	8:35	1	1	2	4	64	0	0	0	49	2.0		
C	56	*PETTERI WIRTANEN	3	4:11	1	0	1	1	2	0	0	1	1	100.0		
R	28	MARK MOWERS	17	9:02	1	0	1	0	8	0	0	0	6	16.7		
C	48	*ANDREW EBBETT	3	13:18	0	0	0	3	2	0	0	0	3	.0		
D	20	MAXIM KONDRATIEV	4	7:30	0	0	0	2	0	0	0	0	1	.0		
R	42	JASON KING	4	10:56	0	0	0	3	0	0	0	0	2	.0		
C	20	GEOFF PLATT	5	11:17	0	0	0	2	2	0	0	0	4	.0		
NO.	GOALTENDER		GPI	MINS	AVG	W	L	OT	EN	SO	GA	SA	SV %	G	A	PIM
1	*JONAS HILLER		23	1223	2.06	10	7	1	0	0	42	578	.927	0	1	0
35	J.S. GIGUERE		58	3310	2.12	35	17	6	5	4	117	1508	.922	0	0	4
ANA GOALTENDING TOTALS			82	5007	2.20	47	27	8	6	4	179	1930	.907			

* Rookie ^ Acquired Midseason

2006-07 FINAL STATISTICS

POS	NO.	PLAYER	GP	TOI	G	A	PTS	+/-	PIM	PP	SH	GW	S	PCTG
R	8	TEEMU SELANNE	82	17:41	48	46	94	26	82	25	0	10	257	18.7
C	19	ANDY MCDONALD	82	17:35	27	51	78	16	46	8	0	3	252	10.7
D	27	SCOTT NIEDERMAYER	79	27:30	15	54	69	6	86	9	0	3	172	8.7
L	14	CHRIS KUNITZ	81	17:03	25	35	60	23	81	11	0	5	180	13.9
D	25	CHRIS PRONGER	66	27:05	13	46	59	27	69	8	0	2	166	7.8
C	15	RYAN GETZLAF	82	15:03	25	33	58	17	66	11	1	6	203	12.3
R	17	*DUSTIN PENNER	82	13:59	29	16	45	-2	58	9	0	5	204	14.2
R	10	COREY PERRY	82	12:28	17	27	44	12	55	4	0	3	194	8.8
D	23	FRANCOIS BEAUCHEMIN	71	25:28	7	21	28	7	49	2	0	0	128	5.5
C	26	SAMUEL PAHLSSON	82	17:21	8	18	26	4	42	0	0	1	111	7.2
C	22	TODD MARCHANT	56	15:10	8	15	23	7	44	0	3	2	115	7.0

YEAR-BY-YEAR FINAL STATISTICS

L	32	TRAVIS MOEN	82	14:48	11	10	21	4-	101	0	0	0	124	8.9		
D	21	SEAN O'DONNELL	79	19:55	2	15	17	9	92	0	0	1	47	4.3		
C	44	ROB NIEDERMAYER	82	16:38	5	11	16	8-	77	0	0	0	106	4.7		
D	5	*RIC JACKMAN	31	13:41	2	10	12	0	20	1	0	1	36	5.6		
R	38	*RYAN SHANNON	53	10:38	2	9	11	2-	10	0	0	0	77	2.6		
L	45	SHAWN THORNTON	48	8:26	2	7	9	3	88	0	0	0	60	3.3		
D	33	JOE DIPENTA	76	12:09	2	6	8	1	48	0	0	1	33	6.1		
L	24	*BRAD MAY	24	9:49	0	4	4	1-	21	0	0	0	22	.0		
C	13	*MARK HARTIGAN	12	10:46	1	2	3	1	6	1	0	0	15	6.7		
D	40	KENT HUSKINS	33	14:04	0	3	3	3-	14	0	0	0	16	.0		
G	35	J GIGUERE	56	57:56	0	2	2	0	0	0	0	0	0	.0		
R	16	*GEORGE PARROS	34	5:03	1	0	1	3-	102	0	0	0	19	5.3		
G	29	*SEBASTIEN CARON	2	44:05	0	0	0	0	0	0	0	0	0	.0		
G	30	ILYA BRYZGALOV	27	55:52	0	0	0	0	0	0	0	0	0	.0		
SW# GOALTENDER			GPI	MIN	AVG	W	L	OT	EN	SO	GA	SA	SV %	G	A	PIM
35	SEBASTIEN CARON		1	28	2:14	0	0	0	1	0	1	6	.833	0	0	0
35	J GIGUERE		56	3245	2:26	36	10	8	1	4	122	1490	.918	0	2	0
30	ILYA BRYZGALOV		27	1509	2:47	10	8	6	0	1	62	668	.907	0	0	0
31	*MICHAEL WALL		4	202	2:97	2	2	0	1	0	10	81	.877	0	1	0
ANA GOALENDING TOTALS			82	5010	2.37	48	20	14	3	5	198	2248	.912			

^ Rookie ^ Acquired Midseason * Rookie

2005-06 FINAL STATISTICS

POS	NO.	PLAYER	GP	TOI	G	A	PTS	+/-	PIM	PP	SH	GW	S	PCTG		
R	13	TEEMU SELANNE	80	17:47	40	50	90	28	44	18	0	5	267	15.0		
C	19	ANDY McDONALD	82	16:48	34	51	85	24	32	13	0	7	229	14.8		
D	27	SCOTT NIEDERMAYER	82	25:30	13	50	63	8	96	9	0	3	181	7.2		
R	15	JOFFREY LUPUL	81	16:37	28	25	53	13-	48	12	2	2	296	9.5		
L	38	*CHRIS KUNITZ	69	13:53	19	22	41	16	71	5	1	2	149	12.8		
C	44	ROB NIEDERMAYER	76	17:52	15	24	39	5-	89	4	1	2	140	10.7		
C	51	*RYAN GETZLAF	57	12:34	14	25	39	6	22	10	0	1	116	12.1		
D	23	*FRANCOIS BEAUCHEMIN	72	23:09	8	28	36	2	52	4	0	3	137	5.8		
C	22	TODD MARCHANT	79	17:15	9	25	34	2	66	0	0	0	132	6.8		
R	17	JONATHAN HEDSTROM	79	16:16	13	14	27	2	48	2	2	5	99	13.1		
R	61	*COREY PERRY	56	11:34	13	12	25	1	50	4	0	2	98	13.3		
L	29	TODD FEDORUK	76	8:24	4	19	23	6	174	0	0	1	69	5.8		
C	26	SAMUEL PAHLSSON	82	16:30	11	10	21	1-	34	0	3	1	116	9.5		
D	24	RUSLAN SALEI	78	22:30	1	18	19	17	114	0	0	0	108	.9		
L	12	JEFF FRIESE	51	13:22	4	7	11	15-	32	0	0	1	75	5.3		
D	21	SEAN O'DONNELL	78	16:33	2	9	11	6	147	0	0	0	33	6.1		
D	33	JOE DIPENTA	72	13:31	2	6	8	8	46	0	0	0	27	7.4		
D	5	VITALY VISHNEVSKI	82	16:25	1	7	8	8	91	0	0	0	90	1.1		
L	32	TRAVIS MOEN	39	11:02	4	1	5	3-	72	0	0	0	28	14.3		
D	6	JASON MARSHALL	23	11:46	0	4	4	2	34	0	0	0	25	.0		
G	30	*ILYA BRYZGALOV	31	51:17	0	2	2	0	4	0	0	0	0	.0		
G	35	J GIGUERE	60	57:10	0	0	0	0	20	0	0	0	0	.0		
SW# GOALTENDER			GPI	MIN	AVG	W	L	T	EN	SO	GA	SA	SV%	G	A	PIM
30	*ILYA BRYZGALOV		31	1575	2:51	13	12	1	2	1	66	733	.910	0	2	4
35	J GIGUERE		60	3381	2:66	30	15	11	4	2	150	1692	.911	0	0	20
ANA GOALENDING TOTALS			82	4987	2.67	43	27	12	6	3	222	2431	.909			

2003-04 FINAL STATISTICS

POS	NO.	PLAYER	GP	TOI	G	A	PTS	+/-	PIM	PP	SH	GW	GT	S	PCTG
C	91	SERGEI FEDOROV	80	21:04	31	34	65	5-	42	9	2	6	1	268	11.6
L	40	VACLAV PROSPAL	82	18:37	19	35	54	9-	54	7	0	4	1	185	10.3
R	39	PETR SYKORA	81	17:57	23	29	52	9-	34	6	0	2	0	277	8.3
C	20	STEVE RUCCHIN	82	19:46	20	23	43	14-	12	9	1	1	0	148	13.5
C	15	*JOFFREY LUPUL	75	13:36	13	21	34	6-	28	4	0	2	1	137	9.5
C	19	ANDY McDONALD	79	16:33	9	21	30	13-	24	2	1	1	1	162	5.6
C	44	ROB NIEDERMAYER	55	19:28	12	16	28	6-	34	6	0	2	1	111	10.8
D	28	NICLAS HAVELID	79	22:38	6	20	26	28-	28	5	0	3	0	122	4.9
D	14	MARTIN SKOULA	79	18:22	4	21	25	5	32	1	0	0	1	84	4.8
C	26	SAMUEL PAHLSSON	82	16:51	8	14	22	2-	52	1	0	2	0	134	6.0
L	10	JASON KROG	80	11:58	6	12	18	4-	16	1	0	1	0	111	5.4
L	23	STANISLAV CHISTOV	56	12:19	2	16	18	16-	26	2	0	0	0	70	2.9
D	5	VITALY VISHNEVSKI	73	17:09	6	10	16	0	51	0	0	0	0	86	7.0
D	8	SANDIS OZOLINSKI	36	19:56	5	11	16	7-	24	1	0	2	1	58	8.6
D	24	RUSLAN SALEI	82	23:41	4	11	15	1-	110	0	1	2	0	145	2.8
L	27	PETR SCHASTLIVY	65	10:08	4	4	8	4-	18	1	0	2	0	85	4.7
D	3	KEITH CARNEY	69	21:42	2	5	7	5-	42	1	0	0	0	58	3.4
L	38	*CHRIS KUNITZ	21	9:07	0	6	6	1	12	0	0	0	0	31	.0
L	12	MIKE LECLERC	10	15:37	1	3	4	1-	4	0	0	0	0	19	5.3
D	4	LANCE WARD	46	8:40	0	4	4	1-	94	0	0	0	0	26	.0
L	17	*CAM SEVERSON	31	7:21	3	0	3	3-	50	1	0	0	0	24	12.5
L	55	GARRETT BURNETT	39	3:35	1	2	3	0	184	0	0	0	0	24	4.2
C	18	*MIKAEL HOLMQVIST	21	8:23	2	0	2	6-	25	0	0	0	0	18	11.1
C	46	*TONY MARTENSSON	6	6:58	1	1	2	2-	0	0	0	0	0	4	25.0
G	35	J GIGUERE	55	58:22	0	2	2	0	4	0	0	0	0	0	.0
D	41	CHRIS ARMSTRONG	4	12:32	0	1	1	1-	0	0	0	0	0	0	.0
L	22	ALEXEI SMIRNOV	8	7:17	0	1	1	0	2	0	0	0	0	8	.0
G	30	*ILYA BRYZGALOV	1	60:29	0	0	0	0	0	0	0	0	0	0	.0
D	33	*MARK POPOVIC	1	13:48	0	0	0	0	0	0	0	0	0	1	.0
L	48	CASEY HANKINSON	4	6:20	0	0	0	0	4	0	0	0	0	0	.0
R	21	DAN BYLSMA	11	7:04	0	0	0	3-	0	0	0	0	0	6	.0
G	29	MARTIN GERBER	32	53:04	0	0	0	0	4	0	0	0	0	0	.0

YEAR-BY-YEAR FINAL STATISTICS



SW#	GOALTENDER	GPI	MIN	AVG	W	L	T	EN	SO	GA	SA	SV%	G	A	PIM
30	*ILYA BRYZGALOV	1	60	2.00	1	0	0	0	0	2	28	.929	0	0	0
29	MARTIN GERBER	32	1698	2.26	11	12	4	3	2	64	785	.918	0	0	4
35	J GIGUERE	55	3210	2.62	17	31	6	4	3	140	1623	.914	0	2	4
ANA GOALTENDING TOTALS		82	5000	2.56	29	43	10	7	5	213	2443	.913			

2002-03 FINAL STATISTICS

POS	NO.	PLAYER	GP	TOI	G	A	PTS	+/-	PIM	PP	SH	GW	GT	S	PGTG
L	9	PAUL KARIYA	82	20:17	25	56	81	3-	48	11	1	2	1	257	9.7
R	39	PETR SYKORA	82	18:28	34	25	59	7-	24	15	1	5	1	299	11.4
C	20	STEVE RUCCHIN	82	21:05	20	38	58	14-	12	6	1	4	0	194	10.3
C	77	ADAM OATES	67	18:38	9	36	45	1-	16	4	0	2	0	67	13.4
D	8	SANDIS OZOLINS	82	26:01	12	32	44	6-	56	6	0	3	0	137	8.8

* Rookie

D	28	NICLAS HAVELD	82	22:29	11	22	33	5	30	4	0	5	0	169	6.5
R	32	STEVE THOMAS	81	12:53	14	16	30	10	53	1	0	4	0	118	11.9
L	23	*STANISLAV CHISTOV	79	13:35	12	18	30	4	54	3	0	2	0	114	10.5
L	12	MIKE LECLERC	57	16:56	9	19	28	8-	34	1	0	4	0	122	7.4
L	10	JASON KROG	67	13:47	10	15	25	1	12	0	1	1	0	92	10.9
C	44	ROB NIEDERMAYER	66	17:05	10	12	22	10-	57	3	0	1	0	125	8.0
D	3	KEITH CARNEY	81	22:33	4	18	22	8	65	0	0	1	2	87	4.6
C	19	ANDY MCDONALD	46	18:30	10	11	21	1-	14	3	0	1	0	92	10.9
R	18	PATRIC KJELLBERG	76	15:37	8	11	19	9-	16	2	1	2	0	95	8.4
C	26	SAMUEL PAHLSSON	34	13:19	4	11	15	10	18	0	1	2	0	28	14.3
D	24	RUSLAN SALEI	61	21:53	4	8	12	2	78	0	0	0	0	93	4.3
D	2	FREDRIK OLAUSSON	44	14:26	2	6	8	0	22	2	0	1	0	38	5.3
D	5	VITALY VISHNEVSKI	80	14:10	2	6	8	8-	76	0	1	0	0	65	3.1
C	11	MARC CHOUINARD	70	9:24	3	4	7	9-	40	0	1	0	0	52	5.8
L	22	*ALEXEI SMIRNOV	44	8:49	3	2	5	1-	18	0	0	1	0	46	6.5
D	4	LANCE WARD	65	8:14	3	2	5	6-	121	0	0	1	0	52	5.8
R	21	DAN BYLSMA	39	9:28	1	4	5	1-	12	0	0	0	0	23	4.3
L	25	KEVIN SAWYER	31	6:05	2	1	3	2-	115	0	0	0	0	11	18.2
D	34	*KURT SAUER	80	18:32	1	2	3	23-	74	0	0	0	0	50	2.0
G	29	MARTIN GERBER	22	54:41	0	1	1	0	0	0	0	0	0	0	.0
G	35	J GIGUERE	65	58:04	0	0	0	0	8	0	0	0	0	0	.0

SW#	GOALTENDER	GPI	MIN	AVG	W	L	T	EN	SO	GA	SA	SV%	G	A	PIM
29	MARTIN GERBER	22	1203	1.95	6	11	3	4	1	39	548	.929	0	1	0
35	J GIGUERE	65	3775	2.30	34	22	6	5	8	145	1820	.920	0	0	8
ANA GOALTENDING TOTALS		82	4997	2.32	40	33	9	9	9	193	2377	.919			

2001-02 FINAL STATISTICS

POS	NO.	PLAYER	GP	G	A	PTS	+/-	PIM	PP	SH	GW	GT	SH	S%	SHFT	TOI
L	9	PAUL KARIYA	82	32	25	57	15-	28	11	0	8	1	289	11.1	24.9	22:12
C	17	MATT CULLEN	79	18	30	48	1-	24	3	1	4	0	164	11.0	21.4	17:00
L	12	MIKE LECLERC	82	20	24	44	12-	107	8	0	4	0	178	11.2	21.0	17:22
L	11	JEFF FRIESEN	81	17	26	43	1-	44	1	1	0	0	161	10.6	22.0	17:59
D	10	OLEG TVERDOVSKIY	73	6	26	32	0	31	2	0	1	0	147	4.1	25.0	22:50
C	13	*ANDY MCDONALD	53	7	21	28	2	10	2	0	3	0	79	8.9	19.5	15:58
L	19	GERMAN TITOV	66	13	14	27	4	36	1	0	2	0	63	20.6	16.2	12:28
D	33	JASON YORK	74	5	20	25	11-	60	3	0	2	0	104	4.8	23.3	19:19
C	20	STEVE RUCCHIN	38	7	16	23	3-	6	4	0	1	0	57	12.3	24.0	19:17
C	26	SAMUEL PAHLSSON	80	6	14	20	16-	26	1	1	0	0	99	6.1	20.3	16:24
R	18	PATRIC KJELLBERG	77	8	11	19	12-	16	4	0	0	0	88	9.1	20.4	17:04
R	21	DAN BYLSMA	77	8	9	17	5	28	0	1	2	0	72	11.1	15.9	11:36
D	3	KEITH CARNEY	60	5	9	14	14	30	0	0	1	0	66	7.6	26.1	20:46
D	7	PAVEL TRNKA	71	2	11	13	5-	66	1	0	0	0	78	2.6	21.7	17:03
D	24	RUSLAN SALEI	82	4	7	11	10-	97	0	0	1	0	96	4.2	25.6	21:25
C	32	MARC CHOUINARD	45	4	5	9	2	10	0	0	0	0	40	10.0	15.4	10:35
L	27	DENNY LAMBERT	73	2	5	7	1	213	0	0	0	0	51	3.9	10.3	6:59
R	23	SERGEI KRIVOKRASOV	26	2	3	5	2-	36	0	0	1	0	51	3.9	16.5	12:07
D	28	NICLAS HAVELD	52	1	2	3	13-	40	0	0	0	0	45	2.2	21.3	17:00
L	29	*TIMO PARSSINEN	17	0	3	3	0	2	0	0	0	0	16	.0	14.7	11:44
D	5	VITALY VISHNEVSKI	74	0	3	3	10-	60	0	0	0	0	54	.0	22.3	17:35
L	25	KEVIN SAWYER	57	1	1	2	4	221	0	0	0	0	29	3.4	8.8	5:47
D	36	DREW BANNISTER	1	0	0	0	0	0	0	0	0	0	1	.0	19.0	13:19
D	4	ANTTI-JUSSI NIEMI	1	0	0	0	1-	0	0	0	0	0	0	.0	14.0	9:53
G	30	*ILYA BRYZGALOV	1	0	0	0	0	0	0	0	0	0	0	.0	2.0	32:02
D	37	ARIS BRIMANIS	5	0	0	0	1-	9	0	0	0	0	2	.0	13.4	9:31
G	31	STEVE SHIELDS	33	0	0	0	0	4	0	0	0	0	0	.0	3.4	53:51
G	35	J GIGUERE	53	0	0	0	0	28	0	0	0	0	0	.0	3.8	58:53

SW#	GOALTENDER	GPI	MIN	AVG	W-L-T	EN	SO	GA	SA	SV%	G	A	PIM
30	*ILYA BRYZGALOV	1	32	1.88	0-0-0	0	0	1	12	.917	0	0	0
35	J GIGUERE	53	3127	2.13	20-25-6	3	4	111	1384	.920	0	0	28
31	STEVE SHIELDS	33	1777	2.67	9-20-2	4	0	79	850	.907	0	0	4
ANA GOALTENDING TOTALS		82	4976	2.39	29-45-8	7	5	198	2253	.912			

STEVE SHIELDS and J GIGUERE shared a shutout vs. CGY on Dec 8, 2001

YEAR-BY-YEAR FINAL STATISTICS

2000-01 FINAL STATISTICS

POS	NO.	PLAYER	GP	G	A	PTS	+/-	PIM	PP	SH	GW	GT	SH	S%	SHFT	TOI
L	9	PAUL KARIYA	66	33	34	67	9-	20	18	3	3	0	230	14.3	24.8	23:01
D	10	OLEG TVERDOVSKY	82	14	39	53	11-	32	8	0	3	2	188	7.4	28.4	24:24
L	11	JEFF FRIESEN (SJ) (ANA)	64	12	24	36	7+	56	2	0	1	0	120	10.0		
		(TOTAL)	15	2	10	12	2-	10	2	0	0	0	29	6.9		
L	16	MARTY MCINNIS	79	14	34	48	5	66	4	0	1	0	149	9.4	25.7	21:27
C	17	MATT CULLEN	75	20	22	42	21-	40	10	0	1	0	136	14.7	23.5	18:29
C	15	TONY HRKAC	82	10	30	40	23-	38	4	0	1	0	159	6.3	23.5	18:14
L	12	MIKE LECLERC	80	13	25	38	0	29	0	0	1	0	88	14.8	17.2	13:46
C	13	GERMAN TITOV	54	15	20	35	1-	26	3	0	3	2	130	11.5	22.8	17:35
L	18	*PETR TENKRAT	71	9	11	20	21-	61	1	0	0	0	78	11.5	20.5	15:53
L	28	NICLAS HAVELID	46	5	9	14	11-	16	0	0	2	1	79	6.3	16.7	12:48
		(ANA)	47	4	10	14	6-	34	2	0	1	0	69	5.8	27.8	21:51

* Rookie																
R	19	JIM CUMMINS	79	5	6	11	11-	167	0	0	1	0	45	11.1	10.1	7:14
D	25	MIKE CROWLEY	39	1	10	11	16-	20	0	0	1	0	45	2.2	23.2	17:21
D	5	VITALY VISHNEVSKI	76	1	10	11	1-	99	0	0	0	0	49	2.0	25.5	19:13
D	27	PASCAL TREPANIER	57	6	4	10	12-	73	3	0	0	1	86	7.0	22.2	16:47
L	21	DAN BYLSMA	82	1	9	10	12-	22	0	0	0	0	50	2.0	16.4	11:44
C	26	*SAMUEL PAHLSSON (BOS) (ANA) (TOTAL)	17	1	1	2	5-	6	0	0	0	0	13	7.7		
			59	3	4	7	9-	13	1	1	1	0	46	6.5		
			76	4	5	9	14-	20	1	1	1	0	59	6.8	19.6	14:13
C	20	STEVE RUCCHIN	16	3	5	8	5-	0	2	0	0	0	19	15.8	23.3	18:47
D	7	PAVEL TRNKA	59	1	7	8	12-	42	0	0	0	0	59	1.7	26.8	20:06
C	32	*MARC CHOUINARD	44	3	4	7	5-	12	0	0	1	0	26	11.5	12.4	7:49
D	24	RUSLAN SALEI	50	1	5	6	14-	70	0	0	0	0	73	1.4	27.0	20:39
C	22	JONAS RONNOVIST	38	0	4	4	7-	14	0	0	0	0	30	.0	14.7	10:37
C	14	ANTTI AALTO	12	1	1	2	1	2	0	0	0	0	18	5.6	15.3	10:36
D	40	*ANTTI-JUSSI NIEMI	28	1	1	2	6-	22	0	0	0	0	18	5.6	22.6	15:56
G	35	J GIGUERE	34	0	2	2	0	8	0	0	0	0	0	.0	3.6	59:44
C	11	*ANDY McDONALD	16	1	0	1	0	6	0	0	0	0	21	4.8	15.3	11:10
L	46	KEVIN SAWYER	9	0	1	1	1-	27	0	0	0	0	6	.0	10.1	6:30
L	37	*BOB WREN	1	0	0	0	1-	0	0	0	0	0	0	.0	15.0	11:41
G	1	*GREGG NAUMENKO	2	0	0	0	0	2	0	0	0	0	0	.0	2.0	35:03

SW#	GOALTENDER	GPI	MIN	AVG	W-L-T	EN	SO	GA	SA	SV%	G	A	PIM
35	J GIGUERE	34	2031	2.57	11-17-5	3	4	87	976	.911	0	2	8
30	DOMINIC ROUSSEL	13	653	2.85	2-5-2	2	0	31	295	.895	0	0	0
31	GUY HEBERT	41	2215	3.12	12-23-4	0	2	115	1112	.897	0	0	0
1	*GREGG NAUMENKO	2	70	6.00	0-1-0	0	0	7	29	.759	0	0	2
ANA GOALTENDING TOTALS		82	4995	2.94	25-46-11	5	6	245	2417	.899	0	2	10

1999-00 FINAL STATISTICS

POS	NO.	PLAYER	GP	G	A	PTS	+/-	PIM	PP	SH	GW	GT	S	PCTG
LW	9	PAUL KARIYA	74	42	44	86	+22	24	11	3	3	0	324	13.0
RW	8	TEEMU SELANNE	79	33	52	85	6	12	8	0	6	2	236	14.0
C	20	STEVE RUCCHIN	71	19	38	57	9	16	10	0	2	2	131	14.5
D	10	OLEG TVERDOVSKY	82	15	36	51	5	30	5	0	5	0	153	9.8
C	11	KIP MILLER (PIT) (ANA) (TOTAL)	44	4	15	19	-1	10	0	0	1	0	50	8.0
			30	6	17	23	1	4	2	0	1	0	32	18.8
			74	10	32	42	0	14	2	0	2	0	82	12.2
C	17	MATT CULLEN	80	13	26	39	5	24	1	0	1	0	137	9.5
D	2	FREDRIK OLAUSSON	70	15	19	34	-13	28	8	0	1	1	120	12.5
C	22	JORGEN JONSSON (NYI) (ANA) (TOTAL)	68	11	17	28	-6	16	1	2	0	0	95	11.6
			13	1	2	3	-2	0	0	0	1	0	21	4.8
			81	12	19	31	-8	16	1	2	1	0	116	10.3
L	21	TED DONATO	81	11	19	30	-3	26	2	0	3	0	138	8.0
L	16	MARTY MCINNIS	62	10	18	28	-4	26	2	1	2	0	129	7.8
R	29	LADISLAV KOHN*	77	5	16	21	-17	27	1	0	1	1	123	4.1
L	12	MIKE LECLERC	69	8	11	19	-15	70	0	0	2	0	105	7.6
R	19	JEFF NIELSEN	79	8	10	18	4	14	1	0	0	0	113	7.1
C	14	ANTTI AALTO	63	7	11	18	-13	26	1	0	1	0	102	6.9
D	7	PAVEL TRNKA	57	2	15	17	12	34	0	0	0	1	54	3.7
C	15	TONY HRKAC	67	4	9	13	-3	8	1	0	0	0	39	10.3
D	24	RUSLAN SALEI	71	5	5	10	3	94	1	0	0	0	116	4.3
D	28	NICLAS HAVELID	50	2	7	9	0	20	0	0	2	0	70	2.9
D	5	KEVIN HALLER	67	3	5	8	-8	61	0	0	2	0	50	6.0
RW	33	ED WARD (ATL) (ANA) (TOTAL)	44	5	1	6	-5	44	0	2	0	0	51	9.8
			8	1	0	1	-2	15	0	0	0	0	5	20.0
			52	6	1	7	-7	59	0	2	0	0	56	10.7
D	27	PASCAL TREPANIER	37	0	4	4	2	54	0	0	0	0	33	0.0
LW	32	STU GRIMSON	50	1	2	3	0	116	0	0	0	0	14	7.1
D	23	JASON MARSHALL	55	0	3	3	-10	88	0	0	0	0	41	0.0
D	6	VITALY VISHNEVSKI*	31	1	1	2	0	26	1	0	0	0	17	5.9
G	31	GUY HEBERT	68	0	2	2	0	2	0	0	0	0	0	0.0
LW	18	MAXIM BALMOCHNYKH*	6	0	1	1	2	2	0	0	0	0	6	0.0
LW	26	JEREMY STEVENSON	3	0	0	0	-1	7	0	0	0	0	2	0.0
RW	25	FRANK BANHAM*	3	0	0	0	0	2	0	0	0	0	4	0.0
G	30	DOMINIC ROUSSEL	20	0	0	0	0	6	0	0	0	0	0	0.0

YEAR-BY-YEAR FINAL STATISTICS



NO.	GOALTENDER	GP	MIN	GAA	W-L-T	EN	SO	GA	SHOTS	SV%	G	A	PIM
31	GUY HEBERT	68	3976	2.51	28-31-9	8	4	166	1805	.908	0	2	2
30	DOMINIC ROUSSEL	20	988	3.16	6-5-3	1	1	52	445	.883	0	0	6
TEAM TOTALS		82	4992	2.73	34-36-12	9	5	227	2259	.900	0	2	8

1998-99 FINAL STATISTICS

POS	NO.	PLAYER	GP	G	A	PTS	+/-	PIM	PP	SH	GW	GT	S	PCTG
RW	8	TEEMU SELANNE	75	47	60	107	18	30	25	0	7	1	281	16.7
LW	9	PAUL KARIYA	82	39	62	101	17	40	11	2	4	0	429	9.1
C	20	STEVE RUCCHIN	69	23	39	62	11	22	5	1	5	1	145	15.9
D	2	FREDRIK OLAUSSON	74	16	40	56	17	30	10	0	2	0	121	13.2

* Rookie

LW	16	MARTY MCINNIS (CGY)	6	1	1	2	-1	6	0	0	0	0	7	14.3
		(ANA)	75	18	34	52	-14	36	11	1	5	0	139	12.9
		(TOTAL)	81	19	35	54	-15	42	11	1	5	0	146	13.0
RW	17	TOMAS SANDSTROM	58	15	17	32	-5	42	7	0	2	0	107	14.0
C	39	TRAVIS GREEN	79	13	17	30	-7	81	3	1	2	0	165	7.9
C	11	MATT CULLEN	75	11	14	25	-12	47	5	1	1	1	112	9.8
D	24	RUSLAN SALEI	74	2	14	16	1	65	1	0	0	0	123	1.6
C	18	TED DRURY	75	5	6	11	2	83	0	0	0	0	79	6.3
LW	33	JIM MCKENZIE	73	5	4	9	-18	99	1	0	1	0	59	8.5
RW	19	JEFF NIELSEN	80	5	4	9	-12	34	0	0	2	0	94	5.3
C	22	JOHAN DAVIDSSON*	64	3	5	8	-9	14	1	0	1	0	48	6.3
C	14	ANTTI AALTO*	73	3	5	8	-12	24	2	0	0	0	61	4.9
D	23	JASON MARSHALL	72	1	7	8	-5	142	0	0	0	0	63	1.6
D	5	KEVIN HALLER	82	1	6	7	-1	122	0	0	0	0	64	1.6
D	27	PASCAL TREPANIER*	45	2	4	6	0	48	0	0	1	0	49	4.1
D	25	MIKE CROWLEY*	20	2	3	5	-10	16	1	0	1	0	41	4.9
D	7	PAVEL TRNKA	63	0	4	4	-6	60	0	0	0	0	50	.0
LW	32	STU GRIMSON	73	3	0	3	0	158	0	0	1	0	10	30.0
D	4	JAMIE PUSHOR	70	1	2	3	-20	112	0	0	0	0	75	1.3
D	21	SCOTT FERGUSON*	2	0	1	1	0	0	0	0	0	0	1	.0
G	31	GUY HEBERT	69	0	1	1	0	0	0	0	0	0	0	.0
C	10	JOSEF MARHA	10	0	1	1	-4	0	0	0	0	0	13	.0
D	34	DANIEL TREBIL	6	0	0	0	-2	0	0	0	0	0	1	.0
LW	12	MIKE LECLERC*	7	0	0	0	-2	4	0	0	0	0	1	.0
G	30	DOMINIC ROUSSEL	18	0	0	0	0	0	0	0	0	0	0	.0

NO.	GOALTENDER	GP	MIN	GAA	W-L-T	EN	SO	GA	SHOTS	SV%	G	A	PIM
31	GUY HEBERT	69	4083	2.42	31-29-9	3	6	165	2114	.922	0	1	0
30	DOMINIC ROUSSEL	18	884	2.51	4-5-4	1	1	37	478	.923	0	0	0
TEAM TOTALS		82	4990	2.48	35-34-13	4	7	206	2596	.921	0	1	0

1997-98 FINAL STATISTICS

POS	NO.	PLAYER	GP	G	A	PTS	+/-	PIM	PP	SH	GW	GT	S	PCTG
RW	8	TEEMU SELANNE	73	52	34	86	12	30	10	1	10	3	268	19.4
C	20	STEVE RUCCHIN	72	17	36	53	8	13	8	1	3	0	131	13.0
C	39	TRAVIS GREEN (NYI)	54	14	12	26	-19	66	8	0	2	1	99	14.1
		(ANA)	22	5	11	16	-10	16	1	0	0	1	4	11.9
		(TOTAL)	76	19	23	42	-29	82	9	0	2	2	141	13.5
D	15	DIMITRI MIRONOV	66	6	30	36	-7	115	2	0	1	0	142	4.2
RW	48	SCOTT YOUNG	73	13	20	33	-13	22	4	2	1	0	187	7.0
LW	9	PAUL KARIYA	22	17	14	31	12	23	3	0	2	1	103	16.5
C	45	MATT CULLEN*	61	6	21	27	-4	23	2	0	0	0	75	8.0
C	10	SEAN PRONGER	62	5	15	20	-9	30	1	0	2	0	68	7.4
RW	14	JOE SACCO	55	8	11	19	-1	24	0	2	2	0	90	8.9
C	10	JOSEF MARHA* (COL)	11	2	5	7	0	4	0	0	0	0	10	20.0
		(ANA)	12	7	4	11	4	0	3	0	0	0	21	33.3
		(TOTAL)	23	9	9	18	4	4	3	0	0	0	31	29.0
D	36	J.J. DAIGNEAULT	53	2	15	17	-10	28	1	0	1	0	74	2.7
RW	17	TOMAS SANDSTROM	77	9	8	17	-25	64	2	1	0	1	136	6.6
C	13	TED DRURY	73	6	10	16	-10	82	0	1	0	0	110	5.5
D	24	RUSLAN SALEI	66	5	10	15	7	70	1	0	0	1	104	4.8
D	33	DAVID KARPA	78	1	11	12	-3	217	0	0	0	0	64	1.6
RW	29	FRANK BANHAM*	21	9	2	11	-6	12	1	0	0	2	43	20.9
C	12	KEVIN TODD	27	4	7	11	-5	12	3	0	1	0	30	13.3
LW	16	WARREN RYCHEL	63	5	6	11	-10	198	1	0	0	0	62	8.1
RW	19	JEFF NIELSEN*	32	4	5	9	-1	16	0	0	0	0	36	11.1
C	18	MARK JANSENS	55	4	5	9	-22	116	0	0	1	0	43	9.3
D	23	JASON MARSHALL	72	3	6	9	-8	189	1	0	0	0	68	4.4
D	4	JAMIE PUSHOR (DET)	54	2	5	7	2	71	0	0	0	0	43	4.7
		(ANA)	10	0	2	2	1	10	0	0	0	0	8	.0
		(TOTAL)	64	2	7	9	3	81	0	0	0	0	51	3.9
LW	40	JEREMY STEVENSON*	45	3	5	8	-4	101	0	0	1	0	43	7.0
D	5	DREW BANNISTER												
		(EDM)	34	0	2	2	-7	42	0	0	0	0	27	.0
		(ANA)	27	0	6	6	-2	47	0	0	0	0	23	.0
		(TOTAL)	61	0	8	8	-9	89	0	0	0	0	50	.0
D	7	PAVEL TRNKA*	48	3	4	7	-4	40	1	0	0	1	46	6.5
D	6	DOUG HOUDA (NYI)	31	1	2	3	-6	47	0	0	0	0	15	6.7
		(ANA)	24	1	2	3	-5	52	0	1	0	0	9	11.1
		(TOTAL)	55	2	4	6	-11	99	0	1	0	0	24	8.3
D	38	MIKE CROWLEY*	8	2	2	4	0	8	0	0	1	0	17	11.8
RW	46	J.F. JOMPHE	9	1	3	4	1	8	0	0	0	0	8	12.5
D	29	DARREN VAN IMPE	19	1	3	4	-10	4	0	0	0	0	21	4.8

YEAR-BY-YEAR FINAL STATISTICS

RW	22	BRENT SEVERYN	37	1	3	4	-3	133	0	0	0	0	27	3.7
C	21	ESPEN KNUTSEN*	19	3	0	3	-10	6	1	0	0	1	21	14.3
RW	52	PETER LeBOUITILLIER*	12	1	1	2	-1	55	0	0	0	0	6	16.7
C	32	RICHARD PARK	15	0	2	2	-3	8	0	0	0	0	14	.0
LW	11	SHAWN ANTOSKI	9	1	0	1	1	18	0	0	0	0	6	16.7
D	34	DAN TREBIL	21	0	1	1	-8	2	0	0	0	0	11	.0

* Rookie

D	2	BOBBY DOLLAS	22	0	1	1	-12	27	0	0	0	0	11	.0
G	35	MIKHAIL SHTALENKOV	40	0	1	1	0	0	0	0	0	0	0	.0
G	31	GUY HEBERT	46	0	1	1	0	4	0	0	0	0	0	.0
LW	42	BARRY NIECKAR	1	0	0	0	0	2	0	0	0	0	0	.0
RW	36	TONY TUZZOLINO*	1	0	0	0	-2	2	0	0	0	0	0	.0
D	37	MARC MORO*	1	0	0	0	0	0	0	0	0	0	0	.0
LW	50	BOB WREN*	3	0	0	0	0	0	0	0	0	0	4	.0
C	44	ANTTI AALTO*	3	0	0	0	-1	0	0	0	0	0	1	.0
G	67	TOM ASKEY*	7	0	0	0	0	0	0	0	0	0	0	.0
LW	27	MIKE LECLERC*	7	0	0	0	-6	6	0	0	0	0	11	.0

NO.	GOALTENDER	GP	MIN	GAA	W-L-T	EN	SO	GA	SHOTS	SV%	G	A	PIM
67	TOM ASKEY*	7	273	2.64	0-1-2	2	0	12	113	.894	0	0	0
31	GUY HEBERT	46	2660	2.93	13-24-6	4	3	130	1339	.903	0	1	4
35	M. SHTALENKOV	40	2049	3.22	13-18-5	3	1	110	1031	.893	0	1	0
TEAM TOTALS		82	5007	3.13	26-43-13	9	4	261	2492	.895	0	2	4

1996-97 FINAL STATISTICS

POS	NO.	PLAYER	GP	G	A	PTS	+/-	PIM	PP	SH	GW	GT	S	PCFG
RW	8	TEEMU SELANNE	78	51	58	109	28	34	11	1	8	2	273	18.7
LW	9	PAUL KARIYA	69	44	55	99	36	6	15	3	10	0	340	12.9
C	20	STEVE RUCCHIN	79	19	48	67	26	24	6	1	2	1	153	12.4
D	15	DMITRI MIRONOV (PIT)	15	1	5	6	-4	24	0	0	1	0	19	5.3
		(ANA)	62	12	34	46	20	77	3	1	1	0	158	7.6
		(TOTAL)	77	13	39	52	16	101	3	1	2	0	177	7.3
C	17	JARI KURRI	82	13	22	35	-13	12	3	0	3	0	109	11.9
LW	23	BRIAN BELLOWS (TB)	7	1	2	3	-4	0	0	0	0	0	17	5.9
		(ANA)	62	15	13	28	-11	22	8	0	1	0	151	9.9
		(TOTAL)	69	16	15	31	-15	22	8	0	1	0	168	9.5
C	12	KEVIN TODD	65	9	21	30	-7	44	0	0	1	0	95	9.5
RW	14	JOE SACCO	77	12	17	29	1	35	1	1	2	0	131	9.2
D	36	J.J. DAIGNEAULT (PIT)	53	3	14	17	-5	36	0	0	1	0	49	6.1
		(ANA)	13	2	9	11	5	22	0	0	0	0	13	15.4
		(TOTAL)	66	5	23	28	0	58	0	0	1	0	62	8.1
D	29	DARREN VAN IMPE*	74	4	19	23	3	90	2	0	0	0	107	3.7
RW	46	JEAN-FRANCOIS JOMPHE	64	7	14	21	-9	53	0	1	0	0	81	8.6
C	13	TED DRURY	73	9	9	18	-9	54	1	0	2	1	114	7.9
D	2	BOBBY DOLLAS	79	4	14	18	17	55	1	0	1	1	96	4.2
LW	16	WARREN RYCHEL	70	10	7	17	6	218	1	1	1	0	59	16.9
C	54	SEAN PRONGER*	39	7	7	14	6	20	1	0	1	1	43	16.3
LW	18	GARRY VALK	53	7	7	14	-2	53	0	0	1	0	68	10.3
D	33	DAVE KARPA	69	2	11	13	11	210	0	0	1	0	90	2.2
RW	10	ROMAN OKSUTA	28	6	7	13	-12	22	2	0	0	1	48	12.5
LW	22	KEN BAUMGARTNER	67	0	11	11	0	182	0	0	0	0	20	.0
D	4	FREDRIK OLAUSSON	20	2	9	11	-5	8	1	0	0	0	35	5.7
D	28	JASON MARSHALL	73	1	9	10	6	140	0	0	0	0	34	2.9
C	24	MARK JANSENS (HFD)	54	2	4	6	-10	90	0	0	0	0	30	6.7
		(ANA)	12	0	2	2	-3	47	0	0	0	0	9	.0
		(TOTAL)	66	2	6	8	-13	137	0	0	0	0	39	5.1
C	32	ALEX HICKS	18	2	6	8	1	14	0	0	0	0	21	9.5
D	34	DAN TREBIL*	29	3	3	6	5	23	0	0	0	0	30	10.0
LW	27	MIKE LECLERC*	5	1	1	2	2	0	0	0	1	0	3	33.3
C	32	RICHARD PARK (PIT)	1	0	0	0	-1	0	0	0	0	0	1	.0
		(ANA)	11	1	1	2	0	10	0	0	0	0	9	11.1
		(TOTAL)	12	1	1	2	-1	10	0	0	0	0	10	10.0
RW	11	VALERI KARPOV	9	1	0	1	-2	16	0	0	0	0	4	25.0
LW	52	PETER LeBOUITILLIER*	23	1	0	1	0	121	0	0	0	0	5	20.0
D	26	NIKOLAI TSULYGIN*	22	0	1	1	-5	8	0	0	0	0	10	.0
D	5	RUSLAN SALEI*	30	0	1	1	-8	37	0	0	0	0	14	.0
G	31	GUY HEBERT	67	0	1	1	0	4	0	0	0	0	0	.0
LW	19	SHAWN ANTOSKI (PIT)	13	0	0	0	0	49	0	0	0	0	3	.0
		(ANA)	2	0	0	0	1	2	0	0	0	0	0	.0
		(TOTAL)	15	0	0	0	1	51	0	0	0	0	3	.0
LW	40	JEREMY STEVENSON*	5	0	0	0	-1	14	0	0	0	0	1	.0
LW	42	BARRY NIECKAR	2	0	0	0	0	5	0	0	0	0	0	.0
RW	39	FRANK BANHAM*	3	0	0	0	-2	0	0	0	0	0	1	.0
D	51	CRAIG REICHERT*	3	0	0	0	-2	0	0	0	0	0	3	.0
RW	25	ADRIAN PLAVSIC	6	0	0	0	-5	2	0	0	0	0	3	.0
G	35	MIKHAIL SHTALENKOV	24	0	0	0	0	4	0	0	0	0	0	.0
G	1	MICHAEL O'NEILL	1	0	0	0	0	0	0	0	0	0	0	.0

NO.	GOALTENDER	GP	MIN	GAA	W-L-T	EN	SO	GA	SHOTS	SV%	G	A	PIM
31	GUY HEBERT	67	3863	2.67	29-25-12	2	4	172	2133	.919	0	1	4
35	M. SHTALENKOV	24	1079	2.89	7-8-1	4	2	52	539	.904	0	0	4
1	MICHAEL O'NEILL	1	31	5.81	0-0-0	0	0	3	10	.700	0	0	0
TOTALS		82	4994	2.80	36-33-13	6	6	233	2688	.913	0	1	8

YEAR-BY-YEAR FINAL STATISTICS



1995-96 FINAL STATISTICS

POS	NO.	PLAYER	GP	G	A	PTS	+/-	PIM	PP	SH	GW	GT	S	PCTG
LW	9	PAUL KARIYA	82	50	58	108	+9	20	20	3	9	0	349	14.3
* Rookie														
RW	8	TEEMU SELANNE (WPG)	51	24	48	72	3	18	6	1	4	0	163	14.7
		(ANA)	28	16	20	36	2	4	3	0	1	0	104	15.4
		(TOTAL)	79	40	68	108	5	22	9	1	5	0	267	15.0
RW	28	ROMAN OKSIJUTA (VAN)	56	16	23	39	2	42	5	0	1	0	92	17.4
		(ANA)	14	7	5	12	2	18	6	0	0	27	25.9	
		(TOTAL)	70	23	28	51	4	60	11	0	1	0	119	19.3
C	20	STEVE RUCCHIN	64	19	25	44	3	12	8	1	4	0	113	16.8
LW	25	TODD KRYGIER	60	9	28	37	-9	70	2	1	0	1	153	5.9
C	26	MIKE SILLINGER	62	13	21	34	-20	32	7	0	2	0	143	9.1
D	2	BOBBY DOLLAS	82	8	22	30	9	64	0	1	1	0	117	6.8
RW	14	JOE SACCO	76	13	14	27	1	40	1	2	2	1	132	9.8
C	93	ANATOLI SEMENOV (PHI)	44	3	13	16	3	14	0	0	2	0	55	5.5
		(ANA)	12	1	9	10	-4	10	0	0	0	0	24	4.2
		(TOTAL)	56	4	22	26	-1	24	0	0	2	0	79	5.1
C	22	SHAUN VAN ALLEN	49	8	17	25	13	41	0	0	2	0	78	10.3
LW	18	GARRY VALK	79	12	12	24	8	125	1	1	2	0	108	11.1
D	3	JASON YORK	79	3	21	24	-7	88	0	0	0	0	106	2.8
D	4	FREDRIK OLAUSSON												
		(EDM)	20	0	6	6	-14	14	0	0	0	0	20	.0
		(ANA)	36	2	16	18	7	24	1	0	0	0	63	3.2
		(TOTAL)	56	2	22	24	-7	38	1	0	0	0	83	2.4
D	10	OLEG TVERDOVSKY	51	7	15	22	0	35	2	0	0	0	84	8.3
C	32	ALEX HICKS	64	10	11	21	11	37	0	0	2	1	83	12.0
D	17	DAVE KARPA	72	3	16	19	-3	270	0	1	1	0	62	4.8
RW	21	PATRIK CARINBACK	34	6	12	18	3	34	1	0	0	0	54	11.1
LW	11	VALERI KARPOV	37	9	8	17	-1	10	0	0	1	0	42	21.4
RW	16	PETER DOURIS	31	8	7	15	-3	9	2	0	3	0	45	17.8
LW	12	DAVID SACCO*	23	4	10	14	1	18	2	0	0	0	26	15.4
RW	46	J.F. JOMPHE*	31	2	12	14	7	39	2	0	0	0	46	4.3
C	19	BOB CORKUM	48	5	7	12	0	26	0	0	1	0	88	5.7
C	8	CHAD KILGER*	45	5	7	12	-2	22	0	0	1	0	38	13.2
LW	42	DENNY LAMBERT*	33	0	8	8	-2	55	0	0	0	0	28	.0
RW	36	TODD EWEN	53	4	3	7	-5	285	0	0	1	0	52	7.7
LW	24	KEN BAUMGARTNER												
		(TOR)	60	2	3	5	-5	152	0	0	1	0	27	7.4
		(ANA)	12	0	1	1	0	41	0	0	0	0	5	.0
		(TOTAL)	72	2	4	6	-5	193	0	0	1	0	32	6.3
C	21	JIM CAMPBELL*	16	2	3	5	0	36	1	0	0	0	25	8.0
D	7	MILOS HOLAN	16	2	2	4	-12	24	0	0	0	0	47	4.3
D	29	RANDY LADOUCEUR	63	1	3	4	5	47	0	0	0	0	48	2.1
D	5	ROBERT DIRK	44	1	2	3	8	42	0	0	0	0	20	5.0
D	48	DARREN VAN IMPE*	16	1	2	3	8	14	0	0	1	0	13	7.7
RW	24	STEVEN KING	7	2	0	2	-1	15	1	0	1	0	5	40.0
G	35	M. SHTALENKOV	30	0	2	2	0	2	0	0	0	0	0	.0
C	15	VIACHESLAV BUTSAYEV	7	1	0	1	-4	0	0	0	0	0	9	11.1
RW	28	DWAYNE NORRIS*	3	0	1	1	0	2	0	0	0	0	3	.6
LW	40	JEREMY STEVENSON*	3	0	1	1	1	12	0	0	0	0	1	.0
C	54	SEAN PRONGER*	7	0	1	1	0	6	0	0	0	0	3	.0
D	23	JASON MARSHALL*	24	0	1	1	3	42	0	0	0	0	9	.0
C	27	JOHN LILLEY	1	0	0	0	-1	0	0	0	0	0	0	.0
D	6	DON MCSWEEN	4	0	0	0	0	4	0	0	0	0	1	.0
D	44	OLEG MIKULCHIK	8	0	0	0	-2	4	0	0	0	0	0	.0
G	31	GUY HEBERT	59	0	0	0	0	6	0	0	0	0	0	.0
TOTALS														
NO.	GOALTENDER	GP	MIN	GAA	W-L-T	EN	SO	GA	SHOTS	SV%	G	A	PIM	
31	GUY HEBERT	59	3326	2.83	28-23-5	3	4	157	1820	.914	0	0	6	
35	M. SHTALENKOV	30	1637	3.12	7-16-3	2	0	85	814	.896	0	2	2	

1994-95 FINAL STATISTICS

POS	NO.	PLAYER	GP	G	A	PTS	+/-	PIM	PP	SH	GW	GT	S	PCTG
LW	9	PAUL KARIYA*	47	18	21	39	-17	4	7	1	3	1	134	13.4
C	22	SHAUN VAN ALLEN	45	8	21	29	-4	32	1	1	1	0	68	11.8
C	47	STEPHAN LEBEAU	38	8	16	24	6	12	1	0	2	0	70	11.4
LW	25	TODD KRYGIER	35	11	11	22	1	10	1	0	1	0	90	12.2
RW	16	PETER DOURIS	46	10	11	21	4	12	0	0	4	0	69	14.5
RW	21	PATRIK CARINBACK	41	6	15	21	-8	32	0	0	0	0	58	10.3
D	2	BOBBY DOLLAS	45	7	13	20	-3	12	3	1	1	0	70	10.0
C	19	BOB CORKUM	44	10	9	19	-7	25	0	0	1	1	100	10.0
RW	14	JOE SACCO	41	10	8	18	-8	23	2	0	0	0	77	13.0
C	20	STEVE RUCCHIN*	43	6	11	17	7	23	0	0	1	0	59	10.2
RW	26	MIKE SILLINGER (DET)	13	2	6	8	3	2	0	0	0	0	11	10.0
		(ANA)	15	2	5	7	1	6	2	0	0	0	28	7.1
		(TOTAL)	28	4	11	15	4	8	2	0	0	0	39	10.3
D	10	OLEG TVERDOVSKY*	36	3	9	12	-6	14	1	1	0	0	26	11.5
LW	11	VALERI KARPOV*	30	4	7	11	-4	6	0	0	0	0	48	8.3
D	3	JASON YORK* (DET)	10	1	2	3	0	2	0	0	0	0	6	16.7
		(ANA)	15	0	8	8	4	12	0	0	0	0	22	.0
		(TOTAL)	25	1	10	11	4	14	0	0	0	0	28	3.6

* Rookie

YEAR-BY-YEAR FINAL STATISTICS

D	7	MILOS HOLAN*	25	2	8	10	4	14	1	0	1	0	93	2.2
LW	18	GARRY VALK	36	3	6	9	-4	34	0	0	0	0	53	5.7
D	24	TOM KURVERS	22	4	3	7	-13	6	1	0	1	0	44	9.1
C	19	ANATOLI SEMENOV	15	3	4	7	-10	4	2	0	0	0	33	9.1
D	29	RANDY LADOUCEUR	44	2	4	6	2	36	0	0	0	0	42	4.8
D	15	DAVE KARPA (QUE)	2	0	0	0	-1	0	0	0	0	0	1	.0
		(ANA)	26	1	5	6	0	91	0	0	0	0	32	3.1
		(TOTAL)	28	1	5	6	-1	91	0	0	0	0	33	3.0
C	27	JOHN LILLEY*	9	2	2	4	2	5	1	0	0	0	10	20.0
D	4	DAVID WILLIAMS	21	2	2	4	-5	26	0	0	0	1	30	6.7
LW	42	DENNY LAMBERT*	13	1	3	4	3	4	0	0	0	0	14	7.1
D	5	ROBERT DIRK	38	1	3	4	-3	56	0	0	0	0	15	6.7
LW	8	TIM SWEENEY	13	1	1	2	-3	2	0	0	0	0	11	9.1
LW	12	DAVID SACCO*	8	0	2	2	-3	0	0	0	0	0	5	.0
D	3	MARK FERNER	14	0	1	1	-4	6	0	0	0	0	15	.0
LW	32	STU GRIMSON	31	0	1	1	-7	110	0	0	0	0	14	.0
D	48	DARREN VAN IMPE*	1	0	1	1	0	4	0	0	0	0	0	.0
D	23	JASON MARSHALL*	1	0	0	0	-2	0	0	0	0	0	1	.0
D	6	DON MCSWEEN	2	0	0	0	0	0	0	0	0	0	1	.0
G	35	M. SHTALENKOV	18	0	0	0	0	2	0	0	0	0	0	.0
RW	36	TODD EWEN	24	0	0	0	-2	93	0	0	0	0	14	.0
G	31	GUY HEBERT	39	0	0	0	0	2	0	0	0	0	0	.0

* = Rookie

NO.	GOALTENDER	GP	MIN	GAA	W-L-T	EN	SO	GA	SHOTS	SV%	G	A	PIM
31	GUY HEBERT	39	2092	3.13	12-20-4	4	2	109	1132	.904	0	0	2
35	M. SHTALENKOV	18	810	3.63	4-7-1	2	0	49	448	.891	0	0	2
TOTALS		48	2913	3.38	16-27-5	6	2	164	1586	.897	0	0	4

1993-94 FINAL STATISTICS

POS	NO.	PLAYER	GP	G	A	PTS	+/-	PIM	PP	SH	GW	GT	S	PCTG
R	25	TERRY YAKE	82	21	31	52	2	44	5	0	2	0	188	11.2
C	20	BOB CORKUM	76	23	28	51	4	18	3	3	0	1	180	12.8
L	18	GARRY VALK	78	18	27	45	8	100	4	1	5	0	165	10.9
L	8	TIM SWEENEY	78	16	27	43	3	49	6	1	2	0	114	14.0
D	23	BILL HOULDER	80	14	25	39	-18	40	3	0	3	0	187	7.5
R	14	JOE SACCO	84	19	18	37	-11	61	3	1	2	1	206	9.2
L	16	PETER DOURIS	74	12	22	34	-5	21	1	0	1	0	142	8.5
C	22	SHAUN VAN ALLEN	80	8	25	33	0	64	2	2	1	0	104	7.7
C	19	ANATOLI SEMENOV	49	11	19	30	-4	12	4	0	2	0	103	10.7
D	6	SEAN HILL	68	7	20	27	-12	78	2	1	1	0	165	4.2
C	47	STEPHAN LEBEAU (MTL)	34	9	7	16	1	8	4	0	2	1	61	14.8
		(ANA)	22	6	4	10	-5	14	2	0	1	0	37	16.2
		(TOTAL)	56	15	11	26	4	22	6	0	3	1	98	15.3
C	21	PATRICK CARNBACK*	73	12	11	23	-8	54	3	0	2	0	81	14.8
D	2	BOBBY DOLLAS	77	9	11	20	20	55	1	0	1	0	121	7.4
D	4	DAVID WILLIAMS	56	5	15	20	8	42	2	0	0	0	74	6.8
L	24	TROY LONEY	62	13	6	19	-5	88	6	0	1	0	93	14.0
R	36	TODD EWEN	76	9	9	18	-7	272	0	0	2	0	59	15.3
D	39	DON MCSWEEN*	32	3	9	12	4	39	1	0	2	0	43	7.0
R	17	STEVEN KING	36	8	3	11	-7	44	3	0	1	0	50	16.0
D	29	RANDY LADOUCEUR	81	1	9	10	7	74	0	0	0	0	66	1.5
C	10	JARROD SKALDE*	20	5	4	9	-3	10	2	0	2	0	25	20.0
D	3	MARK FERNER	50	3	5	8	-16	30	0	0	0	0	44	6.8
R	48	JOHN LILLEY*	13	1	6	7	1	8	0	0	1	0	20	5.0
L	32	STU GRIMSON	77	1	5	6	-6	199	0	0	0	0	34	2.9
D	44	MYLES O'CONNOR	5	0	1	1	0	6	0	0	0	0	7	.0
C	26	ROBIN BAWA	12	0	1	1	-3	7	0	0	0	0	1	.0
C	45	SCOTT MCKAY*	1	0	0	0	0	0	0	0	0	0	1	.0
L	27	LONNIE LOACH	3	0	0	0	-2	2	0	0	0	0	8	.0
D	34	ANATOLI FEDOTOV*	3	0	0	0	-1	0	0	0	0	0	1	.0
L	43	MAXIM BETS*	3	0	0	0	-3	0	0	0	0	0	1	.0
R	33	JIM THOMSON	6	0	0	0	0	5	0	0	0	0	1	.0
G	35	MIKHAIL SHTALENKOV	10	0	0	0	0	0	0	0	0	0	0	.0
G	1	RON TUGNUTT	28	0	0	0	0	2	0	0	0	0	0	.0
G	31	GUY HEBERT	52	0	0	0	0	2	0	0	0	0	0	.0

NO.	GOALTENDER	GP	MIN	GAA	W-L-T	EN	SO	GA	SHOTS	SV%	G	A	PIM
35	MIKHAIL SHTALENKOV*	10	543	2.65	3-4-1	1	0	24	265	.909	0	0	0
31	GUY HEBERT	52	2991	2.83	20-27-3	5	2	141	1513	.907	0	0	2
1	RON TUGNUTT	28	1520	3.00	10-15-1	4	1	76	828	.908	0	0	2
TOTALS		84	5079	2.97	33-46-5	10	3	251	2616	.904	0	0	4



FIRST GAME

Oct. 8, 1993 vs. the Detroit Red Wings at Honda Center

Result: Detroit 7, Anaheim 2

Attendance: 17,320 (sellout)

Coaches: Head Coach Ron Wilson, Asst. Coaches Al Sims & Tim Army

STARTING LINE-UP:

Goaltender - Guy Hebert


Defenseman - Alexei Kasatonov

Defenseman - Randy Ladouceur

Center - Anatoli Semenov

Left Wing - Troy Loney

Right Wing - Terry Yake



Ducks first-ever regular season game at Honda Center

First Goal: Sean Hill (Second period, 4:13 - power play)

First Assists: Bill Houlder & Terry Yake

First Penalty: Sean Hill, holding (First period, 11:31)

First Shot: Sean Hill (First period, 7:50)

First Victory: Oct. 13, 1993 over Edmonton, 4-3, at the Arrowhead Pond, Ron Tugnutt in goal

First Tie: Oct. 15, 1993 vs. Boston, 1-1, at the Arrowhead Pond, Ron Tugnutt in goal

First Road Win: Oct. 19, 1993 @ N.Y. Rangers, 4-2, at Madison Square Garden, Guy Hebert in goal (first-ever road game)

First Road Tie: Jan. 18, 1994 @ Toronto, 3-3, at Maple Leaf Gardens, Guy Hebert in goal

First Overtime Game: Oct. 10, 1993 vs. N.Y. Islanders, 4-3 loss, Ron Tugnutt in goal

First Overtime Win: Dec. 12, 1993 over St. Louis, 2-1, at the Arrowhead Pond, Jarrod Skalde - game winner

First Shutout: Dec. 15, 1993 @ Toronto, 1-0, Guy Hebert in goal (stopped all 38 shots)

First Hat Trick: Oct. 19, 1993 @ N.Y. Rangers (4-2 win) by Terry Yake (3-1=4)

First Hat Trick Against: Apr. 11, 1995 @ Vancouver (5-0 loss) by Pavel Bure (3-0=3)

First Shorthanded Goal: Dec. 15, 1993 @ Toronto (1-0 win) by Tim Sweeney (6:15 third period, game winner)

First Power Play Goal: Oct. 8, 1993 vs. Detroit (7-2 loss) by Sean Hill (4:13 of the second period)

First Game-Winning Goal: Oct. 13, 1993 vs. Edmonton (4-3 win) by Bill Houlder (7:14 of the second period)

First Game-Tying Goal: Jan. 19, 1994 @ Detroit (4-4 tie) by Bob Corkum (12:05 of the second period)

First Empty-Net Goal: Nov. 9, 1993 vs. Dallas in Phoenix (4-2 win) by Bob Corkum (19:31 of the third period)

First 40+ Saves Game: Nov. 19, 1993 @ Vancouver (6-3 win) by Ron Tugnutt (44 saves)

First 40+ Shots Game: Dec. 5, 1993 vs. Tampa Bay (4-2 loss), 41 shots

First 20+ Saves Period: April 8, 1994 @ Edmonton (3-1 win) by Guy Hebert - stopped all 20 shots in the second

First 20+ Shots Period: Jan. 1, 1994 @ Florida (4-2 loss), 26 shots in the third period

First 20-Goal Scorer: Bob Corkum (reached 20 goals on Feb. 16, 1994 vs. Philadelphia)

First 30-Goal Scorer: Paul Kariya (reached 30 goals on Feb. 11, 1996 @ New Jersey)

First 40-Goal Scorer: Paul Kariya (reached 40 goals on Mar. 10, 1996 vs. Los Angeles)

First 50-Goal Scorer: Paul Kariya (reached 50 goals on Apr. 14, 1996 vs. Winnipeg)

First 50-Point Scorer: Bob Corkum (reached 50 points on Mar. 13, 1994 vs. Ottawa)

First 100-Point Scorer: Paul Kariya (reached 100 points on Apr. 7, 1996 @ San Jose)

First Entry Draft Pick: Paul Kariya, fourth overall in the 1993 NHL Entry Draft

First Trade: Acquired Todd Ewen & Patrik Carnback from Montreal in exchange for a 1994 third round Entry Draft Pick on Aug. 10, 1993

First Playoff Game: Apr. 16, 1997 vs. Phoenix (4-2 win)

First Playoff Goal: Teemu Selanne

First Playoff Series Win: 4 games to 3 over Phoenix, 1997 1st Round

First Team Captain: LW Troy Loney, 1993-94

First Player in All-Star Game: D Alexei Kasatonov, 1993-94

First 1st Team NHL All-Star Selection: Paul Kariya, 1995-96


First NHL Award Winner: Paul Kariya, 1995-96 Lady Byng Trophy

CAPTAINS AND COACHES

SEASON	CAPTAIN	ALTERNATE CAPTAINS
1993-94	Troy Loney	Randy Ladouceur, Stu Grimson, Todd Ewen
	Randy Ladouceur	Bob Corkum, Todd Ewen
1995-96	Randy Ladouceur	Paul Kariya, Bobby Dollas, Todd Ewen
1996-97	Paul Kariya	Bobby Dollas, Teemu Selanne
1997-98	Paul Kariya	Teemu Selanne, David Karpa
	Teemu Selanne	J.J. Daigneault, Mark Janssens
1998-99	Paul Kariya	Teemu Selanne, Kevin Haller
1999-00	Paul Kariya	Teemu Selanne, Kevin Haller
2000-01	Paul Kariya	Teemu Selanne, Dan Bylsma, Steve Rucchin
2001-02	Paul Kariya	Oleg Tverdovsky, Steve Rucchin, Dan Bylsma
2002-03	Paul Kariya	Keith Carney, Steve Rucchin
2003-04	Steve Rucchin	Keith Carney, Sergei Fedorov
2005-06	Scott Niedermayer	Rob Niedermayer, Teemu Selanne, Keith Carney, Sergei Fedorov
2006-07	Scott Niedermayer	Rob Niedermayer, Chris Pronger
2007-08	Chris Pronger	Rob Niedermayer, Chris Kunitz
2008-09	Scott Niedermayer	Chris Pronger, Ryan Getzlaf
2009-10	Scott Niedermayer	Ryan Getzlaf, Saku Koivu
2010-11	Ryan Getzlaf	Teemu Selanne, Saku Koivu
2011-12	Ryan Getzlaf	Teemu Selanne, Saku Koivu
2012-13	Ryan Getzlaf	Teemu Selanne, Saku Koivu
2013-14	Ryan Getzlaf	Teemu Selanne, Saku Koivu
2014-15	Ryan Getzlaf	Corey Perry, Francois Beauchemin
SEASON	HEAD COACH	ASSISTANT COACHES
1993-94	Ron Wilson	Al Sims, Tim Army, Brian Hayward
1994-95	Ron Wilson	Al Sims, Tim Army, Brian Hayward
1995-96	Ron Wilson	Al Sims, Tim Army
1996-97	Ron Wilson	Walt Kyle, Tim Army
1997-98	Pierre Page	Walt Kyle, Don Hay
1998-99	Craig Hartsburg	George Burnett, Newell Brown
1999-00	Craig Hartsburg	George Burnett, Newell Brown
2000-01	Craig Hartsburg	Guy Charron, Terry Simpson
	Guy Charron	Terry Simpson, Kelly Miller
2001-02	Bryan Murray	Guy Charron, Tom Watt
2002-03	Mike Babcock	Lorne Henning, Paul MacLean
2003-04	Mike Babcock	Lorne Henning, Paul MacLean, Greg Carvel
2005-06	Randy Carlyle	Dave Farrish, Newell Brown
2006-07	Randy Carlyle	Dave Farrish, Newell Brown
2007-08	Randy Carlyle	Dave Farrish, Newell Brown
2008-09	Randy Carlyle	Dave Farrish, Newell Brown
2009-10	Randy Carlyle	Dave Farrish, Newell Brown
2010-11	Randy Carlyle	Dave Farrish, Mike Foligno
2011-12	Randy Carlyle	Dave Farrish, Mike Foligno
	Bruce Boudreau	Bob Woods, Brad Lauer
2012-13	Bruce Boudreau	Bob Woods, Brad Lauer
2013-14	Bruce Boudreau	Bob Woods, Brad Lauer
2014-15	Bruce Boudreau	Trent Yawney, Brad Lauer



Bruce Boudreau



Ryan Getzlaf

YEAR-BY-YEAR LEADERS



GAMES PLAYED

14-15	Andrew Coglianò	82
13-14	Andrew Coglianò	82
12-13	F. Beauchemin, A. Coglianò, D. Winnik	48
11-12	T. Selanne, R. Getzlaf, B. Ryan, C. Fowler, A. Coglianò, F. Beauchemin	82
10-11	C. Perry, B. Ryan	82
09-10	Corey Perry	82
08-09	S. Niedermayer, C. Pronger	82
07-08	F. Beauchemin, C. Kunitz, S. O'Donnell	82
06-07	T. Selanne, A. McDonald, R. Getzlaf, D. Penner, C. Perry, S. Pahlsson, T. Moen, R. Niedermayer	82
05-06	A. McDonald, S. Niedermayer, S. Pahlsson, V. Vishnevski	82
03-04	S. Pahlsson, V. Prospal, S. Rucchin, R. Salei	82
02-03	N. Havelid, P. Kariya, S. Rucchin, P. Sykora	82
01-02	P. Kariya, M. Leclerc, R. Salei	82
00-01	D. Bylsma, M. Cullen, O. Tverdokavsky	82
99-00	Oleg Tverdokavsky	82
98-99	Kevin Haller, Paul Kariya	82
97-98	David Karpa	78
96-97	Jari Kurri	82
95-96	Bobby Dallas, Paul Kariya	82
94-95	Paul Kariya	47
93-94	Joe Sacco	84

POINTS

14-15	Ryan Getzlaf	25-45=70
13-14	Ryan Getzlaf	31-56=87
12-13	Ryan Getzlaf	15-34=49
11-12	Teemu Selanne	26-40=66
10-11	Corey Perry	50-48=98
09-10	Corey Perry	27-49=76
08-09	Ryan Getzlaf	25-66=91
07-08	Ryan Getzlaf	24-58=82
06-07	Teemu Selanne	48-46=94
05-06	Teemu Selanne	40-50=90
03-04	Sergei Fedorov	31-34=65
02-03	Paul Kariya	25-56=81
01-02	Paul Kariya	32-25=57
00-01	Paul Kariya	33-34=67
99-00	Paul Kariya	42-44=86
08-99	Teemu Selanne	47-60=107
97-98	Teemu Selanne	52-34=86
96-97	Teemu Selanne	51-58=109
95-96	Paul Kariya	50-58=108
94-95	Paul Kariya	18-21=39
93-94	Terry Yake	21-31=52

GOALS

14-15	Corey Perry	33
13-14	Corey Perry	43
12-13	Corey Perry, Ryan Getzlaf	15
11-12	Corey Perry	37
10-11	Corey Perry	50*
09-10	Bobby Ryan	35
08-09	Corey Perry	32
07-08	Corey Perry	29
06-07	Teemu Selanne	48
05-06	Teemu Selanne	40

03-04	Sergei Fedorov	31
02-03	Petr Sykora	34
01-02	Paul Kariya	32
00-01	Paul Kariya	33
09-00	Paul Kariya	42
98-99	Teemu Selanne	47
97-98	Teemu Selanne	52
96-97	Teemu Selanne	51
95-96	Paul Kariya	50
94-95	Paul Kariya	18
93-94	Bob Corkum	23

ASSISTS

14-15	Ryan Getzlaf	45
13-14	Ryan Getzlaf	56
12-13	Ryan Getzlaf	34
11-12	Ryan Getzlaf	46
10-11	Ryan Getzlaf	57
09-10	Ryan Getzlaf	50
08-09	Ryan Getzlaf	66
07-08	Ryan Getzlaf	58
06-07	Scott Niedermayer	54
05-06	Andy McDonald	51
03-04	Vinny Prospal	35
02-03	Paul Kariya	56
01-02	Matt Cullen	30
00-01	Oleg Tverdokavsky	39
99-00	Teemu Selanne	52
98-99	Paul Kariya	62
97-98	Steve Rucchin	36
96-97	Teemu Selanne	58
95-96	Paul Kariya	58
94-95	Paul Kariya, Shaun Van Allen	21
93-94	Terry Yake	31

DEFENSIVE SCORING

14-15	Sam Vatanen	12-25=37
13-14	Cam Fowler	6-30=36
12-13	Francois Beauchemin	6-18=24
11-12	Cam Fowler	5-24=29
10-11	Lubomir Visnovsky	18-50=68*
09-10	Scott Niedermayer	10-38=48
08-09	Scott Niedermayer	14-45=59
07-08	Chris Pronger	12-31=43
06-07	Scott Niedermayer	15-54=69*
05-06	Scott Niedermayer	13-50=63
03-04	Niclas Havelid	6-20=26
02-03	Niclas Havelid	11-22=33
01-02	Oleg Tverdokavsky	6-26=32
00-01	Oleg Tverdokavsky	14-39=53
99-00	Oleg Tverdokavsky	15-36=51
98-99	Fredrik Olausson	16-40=56
97-98	Dmitri Mironov	6-30=36
96-97	Dmitri Mironov	12-34=46
95-96	Bobby Dallas	8-22=30
94-95	Bobby Dallas	7-13=20
93-94	Bill Houlder	14-25=39

PLUS/MINUS (+/-)

14-15	Hampus Lindholm	+25
13-14	Corey Perry	+32
12-13	F. Beauchemin, S. Souray	+19
11-12	Sheldon Brookbank	+11
10-11	Toni Lydman	+32
09-10	Saku Koivu	+14
08-09	Steve Montador	+14
07-08	Ryan Getzlaf	+32

06-07	Chris Pronger	+27
05-06	Teemu Selanne	+28
03-04	Martin Skoula	+3
02-03	Samuel Pahlsson, Sandis Ozolinsh	+10
01-02	Keith Carney	+14
00-01	Tony Hrkac	0
99-00	Paul Kariya	+22
98-99	Teemu Selanne	+18
97-98	Paul Kariya, Teemu Selanne	+12
96-97	Paul Kariya	+36
95-96	Shaun Van Allen	+13
94-95	Steve Rucchin	+7
93-94	Bobby Dallas	+20

PENALTY MINUTES

14-15	Tim Jackman	86
13-14	Patrick Maroon	101
12-13	Corey Perry	72
11-12	Corey Perry	127
10-11	George Parros	171
09-10	George Parros	136
08-09	George Parros	135
07-08	George Parros	183
06-07	Shane O'Brien	140
05-06	Todd Fedoruk	174
03-04	Garrett Burnett	184
02-03	Kevin Sawyer	115
01-02	Kevin Sawyer	221
00-01	Jim Cummins	167
99-00	Stu Grimson	116
98-99	Stu Grimson	158
97-98	David Karpa	217
96-97	Warren Rychel	218
95-96	Todd Ewen	285
94-95	Stu Grimson	110
93-94	Todd Ewen	272

SHOTS

14-15	Ryan Kesler	205
13-14	Corey Perry	280
12-13	Corey Perry	128
11-12	Corey Perry	277
10-11	Corey Perry	290
09-10	Corey Perry	270
08-09	Corey Perry	283
07-08	Corey Perry	200
06-07	Teemu Selanne	257
05-06	Joffrey Lupul	296
03-04	Petr Sykora	277
02-03	Petr Sykora	299
01-02	Paul Kariya	289
00-01	Paul Kariya	230
99-00	Paul Kariya	324
98-99	Paul Kariya	429*
97-98	Teemu Selanne	268
96-97	Paul Kariya	340*
95-96	Paul Kariya	349
94-95	Paul Kariya	134
93-94	Joe Sacco	206

SHOOTING PERCENTAGE

14-15	Corey Perry	17.1%
13-14	Corey Perry	15.4%
12-13	Andrew Coglianò	16.5%
11-12	Bobby Ryan	15.2%
10-11	Corey Perry	17.2%
09-10	George Parros	16.0%

YEAR-BY-YEAR LEADERS

08-09	Bobby Ryan	17.8%
07-08	Corey Perry	14.5%
06-07	Teemu Selanne	18.7%
05-06	Teemu Selanne	15.0%
03-04	Steve Rucchin	13.5%
02-03	Adam Oates	13.4%
01-02	German Titov	20.6%
00-01	Tony Hrkac	14.8%
99-00	Steve Rucchin	14.5%
98-99	Shu Grimson	30.0%
97-98	Teemu Selanne	19.4%
96-97	Teemu Selanne	18.7%
95-96	Steve Rucchin	16.8%
94-95	Peter Douris	14.5%
93-94	Todd Ewen	15.3%

POWER PLAY GOALS

14-15	Samii Vatanen	7
13-14	Corey Perry	8
12-13	Corey Perry	5
11-12	Corey Perry	14
10-11	Teemu Selanne	16
09-10	Teemu Selanne	14
08-09	Teemu Selanne	16
07-08	Corey Perry	11
06-07	Teemu Selanne	25*
05-06	Teemu Selanne	18
03-04	Steve Rucchin, Sergei Fedorov	
02-03	Petr Sykora	15
01-02	Paul Kariya	11
00-01	Paul Kariya	18
99-00	Paul Kariya	11
98-99	Teemu Selanne	25*
97-98	Teemu Selanne	10
96-97	Paul Kariya	15
95-96	Paul Kariya	20
94-95	Paul Kariya	7
93-94	Troy Loney, Tim Sweeney	6

SHORTHANDED GOALS

14-15	Andrew Coglian	3
13-14	Andrew Coglian	3
12-13	Ryan Getzlaf	3
11-12	Bobby Ryan	2
10-11	Corey Perry	4
09-10	Todd Marchant	3
08-09	Todd Marchant, Travis Moen	2
07-08	Samuel Pahlsson	3
06-07	Todd Marchant	3
05-06	Samuel Pahlsson	3
03-04	Sergei Fedorov	2
02-03	Eight players	1
01-02	M. Cullen, J. Friesen, S. Pahlsson, D. Bylsma	1
00-01	Paul Kariya	3
99-00	Paul Kariya	3
98-99	Paul Kariya	2
97-98	Joe Sacco, Scott Young	2
96-97	Paul Kariya	3
95-96	Paul Kariya	3
94-95	B. Dallas, P. Kariya, O. Tverdokavsky, S. Van Allen	1
93-94	Bob Corkum	3

GAME-WINNING GOALS

14-15	Matt Beleskey	8
13-14	Corey Perry	

12-13	Corey Perry, Kyle Palmieri	5
11-12	Corey Perry	6
10-11	Corey Perry	11*
09-10	Saku Kaivu	6
08-09	Corey Perry	8
07-08	Chris Kunitz	6
06-07	Teemu Selanne	10
05-06	Andy McDonald	7
03-04	Sergei Fedorov	6
02-03	Niclas Havelid, Petr Sykora	5
01-02	Paul Kariya	8
00-01	Teemu Selanne	5
99-00	Teemu Selanne	6
98-99	Teemu Selanne	7
97-98	Teemu Selanne	10
96-97	Paul Kariya	10*
95-96	Paul Kariya	
94-95	Peter Douris	4
93-94	Garry Valk	5

OVERTIME GOALS

14-15	R. Getzlaf, R. Kesler	2
13-14	N. Bonino, R. Getzlaf, S. Kaivu, K. Palmieri, M. Perreault, C. Perry, S. Robidas	1
12-13	Corey Perry	1
11-12	C. Perry, R. Getzlaf	1
10-11	C. Perry, R. Getzlaf, L. Visnovsky, C. Fowler	2
09-10	Saku Kaivu	2
08-09	S. Niedermayer	2
07-08	F. Bouchemin, S. Pahlsson, C. Pronger, M. Schneider	2
06-07	Teemu Selanne	2
05-06	S. Niedermayer, J. Hedstrom, S. Ozolins	1
03-04	S. Fedorov, N. Havelid, R. Niedermayer, P. Sykora	1
02-03	N. Havelid, S. Thomas	2
01-02	M. Leclerc, K. Carney, G. Titov	1
00-01	M. Crowley, N. Havelid, P. Tenkrat, O. Tverdokavsky	1
99-00	Oleg Tverdokavsky	2
98-99	Steve Rucchin	1
97-98	J. Sacco, T. Selanne, S. Young	1
96-97	Steve Rucchin	2
95-96	Paul Kariya	3
94-95	Peter Douris, Stephan Lebeau	1
93-94	Garry Valk, Jarrod Skalde	1

HAT TRICKS

14-15	Corey Perry	3
13-14	Ryan Getzlaf	2
12-13	N. Bonino, A. Coglian, K. Palmieri	1
11-12	Corey Perry	2
10-11	Corey Perry	3
09-10	None Recorded	
08-09	Teemu Selanne, Bobby Ryan	1
07-08	Teemu Selanne	1
06-07	Chris Kunitz, Teemu Selanne	1
05-06	Jonathan Hedstrom	1
03-04	Vaclav Prospal	1
02-03	Paul Kariya	1
01-02	Paul Kariya	2
00-01	Paul Kariya	2
99-00	Teemu Selanne	1
98-99	Teemu Selanne	1

97-98	Teemu Selanne	3
96-97	Paul Kariya	2
95-96	Teemu Selanne	2
94-95	None Recorded	
93-94	Terry Yake	1

SAVE PERCENTAGE (MIN. 15 GAMES)

14-15	F. Andersen, J. Gibson	.914%
13-14	Frederik Andersen	.923%
12-13	Viktor Fasth	.921%
11-12	Jonas Hiller	.910%
10-11	Jonas Hiller	.924%
09-10	Jonas Hiller	.918%
08-09	Jonas Hiller	.919%
07-08	Jonas Hiller	.927%
06-07	Jean-Sebastien Giguere	.918%
05-06	Jean-Sebastien Giguere	.911%
03-04	Martin Gerber	.918%
02-03	Martin Gerber	.929%
01-02	Jean-Sebastien Giguere	.920%
00-01	Jean-Sebastien Giguere	.911%
99-00	Guy Hebert	.908%
98-99	Dominic Roussel	.923%
97-98	Guy Hebert	.903%
96-97	Guy Hebert	.919%
95-96	Guy Hebert	.914%
94-95	Guy Hebert	.904%
93-94	Ron Jugnatt	.908%

GOALS-AGAINST AVERAGE (MIN. 15 GAMES)

14-15	Frederik Andersen	2.38
13-14	Frederik Andersen	2.29
12-13	Viktor Fasth	2.18
11-12	Jonas Hiller	2.57
10-11	Jonas Hiller	2.56
09-10	Jonas Hiller	2.73
08-09	Jonas Hiller	2.39
07-08	Jonas Hiller	2.06
06-07	Jean-Sebastien Giguere	2.26
05-06	Ilya Bryzgalov	2.51
03-04	Martin Gerber	2.26
02-03	Martin Gerber	1.94
01-02	Jean-Sebastien Giguere	2.13
00-01	Jean-Sebastien Giguere	2.57
99-00	Guy Hebert	2.51
98-99	Guy Hebert	2.42
97-98	Guy Hebert	2.93
96-97	Guy Hebert	2.67
95-96	Guy Hebert	2.83
94-95	Guy Hebert	3.13
93-94	Guy Hebert	2.83

WINS

14-15	Frederik Andersen	35
13-14	Jonas Hiller	29
12-13	Viktor Fasth, Jonas Hiller	15
11-12	Jonas Hiller	29
10-11	Jonas Hiller	26
09-10	Jonas Hiller	30
08-09	Jonas Hiller	23
07-08	Jean-Sebastien Giguere	35
06-07	Jean-Sebastien Giguere	36
05-06	Jean-Sebastien Giguere	30
03-04	Jean-Sebastien Giguere	17
02-03	Jean-Sebastien Giguere	34
01-02	Jean-Sebastien Giguere	20
00-01	Guy Hebert	12

YEAR-BY-YEAR LEADERS



99-00	Guy Hebert	28
98-99	Guy Hebert	31
97-98	Guy Hebert, Mikhail Shtalenkov	13
96-97	Guy Hebert	29
95-96	Guy Hebert	28
94-95	Guy Hebert	12
93-94	Guy Hebert	20

SHUTOUTS

14-15	Frederik Andersen	3
13-14	Jonas Hiller	5
12-13	Viktor Fasth	4
11-12	Jonas Hiller	4
10-11	Jonas Hiller	5
09-10	Jonas Hiller	2
08-09	Jonas Hiller	4
07-08	Jean-Sebastien Giguere	4
06-07	Jean-Sebastien Giguere	4
05-06	Jean-Sebastien Giguere	2
03-04	Jean-Sebastien Giguere	3
02-03	Jean-Sebastien Giguere	8
01-02	Jean-Sebastien Giguere	4
00-01	Jean-Sebastien Giguere	4
99-00	Guy Hebert	4
98-99	Guy Hebert	6
97-98	Guy Hebert	3
96-97	Guy Hebert	4
95-96	Guy Hebert	4
94-95	Guy Hebert	2
93-94	Guy Hebert	2

DUCKS YEAR-BY-YEAR REAL TIME SCORING LEADERS (SINCE THE START OF THE 1997-98 SEASON)

Time On Ice (minutes per game)		
14-15	Francois Beauchemin	22:44
13-14	Cam Fowler	23:51
12-13	Francois Beauchemin	23:27
11-12	Francois Beauchemin	25:33
10-11	Lubomir Visnovsky	24:17
09-10	Scott Niedermayer	26:30
08-09	Chris Pronger	26:56
07-08	Chris Pronger	26:00
06-07	Scott Niedermayer	27:30
05-06	Scott Niedermayer	25:30
03-04	Ruslan Salei	23:41
02-03	Keith Carney	22:33
01-02	Oleg Tverdokavsky	22:50
00-01	Oleg Tverdokavsky	24:24
99-00	Paul Kariya	24:21
98-99	Paul Kariya	25:32

ALL-TIME 10 FASTEST GOALS SCORED BY ANAHEIM

(FROM THE START OF A GAME)

TIME	DATE	OPPONENT	GOAL
1. :08	3/9/97	@ COL	Kariya (Ruchin)
2. :16	1/15/97	@ CGY	Ruchin (Selanne, Dallas)
3. :16	1/4/08	vs. CHI	Perry (O'Donnell, Getzlaf)
4. :19	11/3/02	vs. SJ	Chistov (Havelid, Leclerc)
5. :19	12/12/10	vs. MIN	Perry (Ryan)
6. :20	1/22/00	@ SJ	Selanne (Tinkka)
7. :21	3/9/08	vs. MTL	Marchant (Weight, Bertuzzi)
8. :21	3/2/13	@ PHX	Cogliano (Kaivu, Lydman)
9. :22	4/9/95	vs. LA	Holan (Corkum, Sacco)
10. :22	3/24/03	vs. CBJ	Leclerc (Kariya, Ruchin)
11. :22	3/11/15	@ CGY	Getzlaf (unassisted)

97-98	Dmitri Mironov	25:44
-------	----------------	-------

SHIFTS PER GAME

14-15	F. Beauchemin, H. Lindholm	26.3
13-14	Cam Fowler	29.3
12-13	Francois Beauchemin	25.8
11-12	Francois Beauchemin	25.9
10-11	Saku Kaivu, P. Mara	27.2
09-10	Scott Niedermayer	27.3
08-09	Chris Pronger	28.9
07-08	Chris Pronger	28.2
06-07	Chris Pronger	27.8
05-06	Francois Beauchemin	26.4
03-04	Steve Ruchin	28.5
02-03	Steve Ruchin	28.4
01-02	Keith Carney	26.1
00-01	Oleg Tverdokavsky	28.4
99-00	Paul Kariya	26.4
98-99	Kevin Haller	27.2
97-98	Paul Kariya	27.3

FACEOFF WIN PERCENTAGE

14-15	Ryan Kesler	56.3%
13-14	Mathieu Perreault	52.6%
12-13	David Steckel	57.1%
11-12	Saku Kaivu	52.4%
10-11	Saku Kaivu	52.8%
09-10	Saku Kaivu	51.4%
08-09	Samuel Pahlsson	53.5%
07-08	Samuel Pahlsson	55.0%
06-07	Andy McDonald	55.4%
05-06	Andy McDonald	56.3%
03-04	Jason Krog	58.5%
02-03	Jason Krog	60.4%
01-02	Marc Chouinard	54.9%
00-01	Marc Chouinard	60.9%
99-00	Steve Ruchin	53.4%
98-99	Travis Green	52.8%
97-98	Mark Janssens	57.9%

TOTAL FACEOFFS TAKEN

14-15	Ryan Kesler	1,664
13-14	Ryan Getzlaf	1,411
12-13	Saku Kaivu	851
11-12	Ryan Getzlaf	1,354
10-11	Saku Kaivu	1,339
09-10	Ryan Getzlaf	1,124
08-09	Ryan Getzlaf	1,128
07-08	Ryan Getzlaf	1,152
06-07	Samuel Pahlsson	1,523
05-06	Samuel Pahlsson	1,517

03-04	Sergei Fedorov	1,558
02-03	Steve Ruchin	1,613
01-02	Matt Cullen	1,283
00-01	Matt Cullen	1,478
99-00	Steve Ruchin	1,996
98-99	Steve Ruchin	1,845
97-98	Steve Ruchin	1,699

TOTAL FACEOFF WINS

14-15	Ryan Kesler	37
13-14	Ryan Getzlaf	692
12-13	Saku Kaivu	437
11-12	Saku Kaivu	646
10-11	Saku Kaivu	707
09-10	Saku Kaivu	571
08-09	Samuel Pahlsson	569
07-08	Samuel Pahlsson	586
06-07	Samuel Pahlsson	802
05-06	Samuel Pahlsson	801
03-04	Sergei Fedorov	882
02-03	Steve Ruchin	874
01-02	Matt Cullen	660
00-01	Matt Cullen	710
99-00	Steve Ruchin	1,066
98-99	Steve Ruchin	65
97-98	Steve Ruchin	23

TOTAL FACEOFF LOSSES

14-15	Ryan Kesler	727
13-14	Ryan Getzlaf	719
12-13	Saku Kaivu	414
11-12	Ryan Getzlaf	715
10-11	Ryan Getzlaf	641
09-10	Ryan Getzlaf	591
08-09	Ryan Getzlaf	562
07-08	Ryan Getzlaf	607
06-07	Samuel Pahlsson	721
05-06	Samuel Pahlsson	716
03-04	Sergei Fedorov	676
02-03	Steve Ruchin	739
01-02	Matt Cullen	623
00-01	Matt Cullen	768
99-00	Steve Ruchin	930
98-99	Steve Ruchin	880
97-98	Steve Ruchin	776

ALL-TIME 10 FASTEST GOALS SCORED BY ANAHEIM OPPONENTS

(FROM THE START OF A GAME)

TIME	DATE	OPPONENT	GOAL
1. :09	1/16/94	vs. VAN	Linden (Nemestnikov, Babych)
2. :13	10/21/11	vs. DAL	Eriksson (Dtt, Benn)
3. :14	2/2/11	vs. SJ	Heatley (Thornnton, Murray)
4. :14	10/29/11	@ NSH	Homqvist (Wilson, Weber)
5. :15	4/1/12	vs. EDM	Hartikainen (Eberle)
6. :17	2/25/01	vs. CBJ	Knutson (Unassisted)
7. :17	10/15/10	vs. ATL	Stewart (Ladd, Little)
8. :18	1/22/97	vs. NJ	Rolston (Holik, Andrechuk)
9. :21	4/15/06	@ SJ	J. Thornton (Ekman, Cheechoo)
10. :23	12/31/05	@ STL	Mayers (Wideman)

ALL-TIME NUMERICAL ROSTER

(All players who have appeared in at least one game entering 2014-15, including which season they played in)

- 1 Ron Tugnutt, 93-94
Mike O'Neill, 96-97
Gregg Naumenko, 00-01
Jonas Hiller, 07-14
- 2 Bobby Dallas, 93-98
Fredrik Olausson, 98-00, 02-03
Todd Simpson, 03-04
Ken Klee, 08-09
Eric Brewer, 14-15
- 3 Mark Ferner, 93-94
Jason York, 95-96
Patrick Traverse, 00-01
Keith Carney, 01-06
Bret Hedican, 08-09
Andreas Lilja, 10-11
Clayton Stoner, 14-15
- 4 David Williams, 93-95
Fredrik Olausson, 95-96
Jamie Pushor, 97-99
Antti-Jussi Niemi, 01-02
Lance Ward, 02-04
Todd Bertuzzi, 07-08
Nick Boynton, 09-10
Aaron Ward, 09-10
Cam Fowler, 10-15
- 5 Robert Dirk, 94-96
Ruslan Salei, 96-97
Drew Bannister, 97-98
Kevin Haller, 98-00
Vitaly Vishnevski, 00-06
Ric Jackman, 06-07
Steve Montador, 08-09
Luca Sbisa, 09-14
Bryan Allen, 14-15
- 6 Sean Hill, 93-94
Don McSweeney, 94-96
Doug Houda, 97-98
Vitaly Vishnevski, 99-01
Jason Marshall, 05-06
Nathan McIver, 08-09
Kurtis Foster, 11-12
Ben Lovejoy, 12-15
- 7 Alexei Kasatonov, 93-94
Milos Holan, 95-96
Pavel Trnka, 97-03
Bruno St. Jacques, 05-06
Shane Hnidy, 07-08
Marc-Andre Bergeron, 07-08
Brendan Morrison, 08-09
- Steve Eminger, 09-10
Andrew Cogliano, 11-15
- 8 Tim Sweeney, 93-95
Chad Kilger, 95-96
Teemu Selanne, 96-01, 06-14
Sandis Ozolinsh, 02-06
- 9 Paul Kariya, 94-03
Bobby Ryan, 08-13
- 10 Jarrod Skalde, 93-94
Oleg Tverdokavsky, 94-96, 99-02
Roman Oksiuta, 96-97
Sean Pronger, 97-98
Josef Marha, 97-99
Jason Krag, 02-04
Corey Perry, 06-15
- 11 Valeri Karpov, 94-97
Shawn Antoski, 97-98
Matt Cullen, 98-99
Kip Miller, 99-00
Andy McDonald, 00-01
Jeff Friesen, 00-02
Marc Chouinard, 02-03
Mathieu Schneider, 07-08
Saku Koivu, 09-14
- 12 David Sacco, 95-96
Kevin Todd, 96-98
Mike Lederc, 98-04
Jeff Friesen, 05-06
Brandon Bochenski, 07-08
Josh Green, 08-09, 10-11
Niklas Hagman, 11-12
Devante Smith-Pelly, 14-15
- 13 Ted Drury, 96-98
German Titov, 00-02
Teemu Selanne, 05-06
Mark Hartigan, 06-07
Mike Brown, 08-10
Nick Bonino, 12-14
- 14 Joe Sacco, 93-98
Antti Aalto, 98-01
Cam Severson, 02-04
Martin Skoula, 03-04
Chris Kunitz, 06-09
Joffrey Lupul, 09-10
Maxim Lapiere, 10-11
Ben Maxwell, 11-12
Rod Pelley, 11-12
Rene Bourque, 14-15
Tomas Fleischmann, 14-15
- 15 Steve Rucchin, 94-95
David Karp, 94-95
Viacheslav Butsayev, 95-96
Dmitri Mironov, 96-98
Tony Hrkac, 99-01
Jim Cummins, 01-02
Joffrey Lupul, 03-06
Ryan Getzlaf, 06-15
- 16 Peter Douris, 93-96
Warren Rychel, 96-98
Marty McInnis, 98-02
George Parros, 06-12
Emerson Etem, 14-15
- 17 Steven King, 93-94
David Karp, 95-96
Jari Kurri, 96-97
Tomas Sandstrom, 97-99
Matt Cullen, 99-03
Cam Severson, 03-04
Jonathan Hedstrom, 05-06
Dustin Penner, 06-07, 13-14
Brian Sutherby, 07-09
Petteri Nokelainen, 08-10
Lubomir Visnovsky, 09-12
Ryan Kesler, 14-15
- 18 Garry Valk, 93-97
Mark Janssens, 97-98
Ted Drury, 98-00
Maxim Balmochnykh, 99-00
Petr Tenkrat, 00-02
Patric Kjellberg, 01-03
Mikael Holmqvist, 03-04
Ian Moran, 06-07
Drew Miller, 06-09
Mark Bell, 11-12
Radek Dvorak, 12-13
Tim Jackman, 13-15
- 19 Anatoli Semenov, 93-95
Bob Corkum, 95-96
Shawn Antoski, 96-97
Jeff Nielsen, 97-00
Jim Cummins, 00-01
Andy McDonald, 01-08
Ryan Whitney, 08-10
Joffrey Lupul, 10-11
Brad Winchester, 10-11
Jean-Francois Jacques, 11-12
Matthew Lombardi, 12-13
Stephane Robidas, 13-14
- Patrick Maroon, 14-15
- 20 Bob Corkum, 93-95
Steve Rucchin, 94-04
Maxim Kondratiev, 07-08
Geoff Platt, 07-08
Ryan Carter, 08-11
David Steckel, 12-14
James Wisniewski, 14-15
- 21 Patrik Carnback, 93-95
Jim Campbell, 95-96
Igor Nikulin, 96-97
Espen Knutsen, 97-98
Scott Ferguson, 98-99
Ted Donato, 99-00
Dan Bylsma, 00-04
Sean O'Donnell, 05-08
Sheldon Brookbank, 08-12
Kyle Palmieri, 13-15
- 22 Shaun Van Allen, 93-96
Ken Baumgartner, 96-97
Brent Severyn, 97-98
Johan Davidsson, 98-00
Jorgen Jansson, 99-00
Jonas Ronnqvist, 00-01
Alexei Smirnov, 02-04
Todd Marchant, 05-11
Mathieu Perreault, 13-14
- 23 Bill Houlder, 93-94
Jason Marshall, 94-96, 97-01
Brian Bellows, 96-97
Sergei Krivokrasov, 01-02
Stanislav Chistov, 02-04
Francois Beauchemin, 05-09, 10-15
Paul Mara, 10-11
- 24 Troy Loney, 93-94
Tom Kurvers, 94-95
Steven King, 95-96
Ken Baumgartner, 95-96
Mark Janssens, 96-97
Ruslan Salei, 97-06
Stanislav Chistov, 06-07
Brad May, 06-09
Evgeny Artyukhin, 09-10
Francois Beauchemin, 10-11
Simon Despres, 14-15
- 25 Terry Yake, 93-94
Todd Krygier, 95-96
Adrian Plavsic, 96-97
Mike Crowley, 98-99, 00-01

ALL-TIME NUMERICAL ROSTER



Frank Banham, 99-00	Frederik Andersen, 13-15	Travis Green, 97-99, 06-07	Casey Hankinson, 03-04
Kevin Sawyer, 01-03	32 Stu Grimson, 93-95, 98-00	Petr Sykora, 02-06	Mark Mowers, 07-08
Zenon Konopka, 05-06	Alex Hicks, 95-96	Doug Weight, 07-08	Andrew Ebbett, 07-10
Chris Pronger, 06-09	Richard Park, 96-98	Matt Beleskey, 09-15	Colby Robak, 14-15
Andy Sutton, 10-11	Marc Chouinard, 00-03	40 Jeremy Stevenson, 95-98	49 Maxime Macenauer, 11-12
Brad Staubitz, 12-13	Steve Thomas, 02-03	Antti-Jussi Nieminen, 00-01	50 Bob Wren, 97-98
26 Robin Bawa, 93-94	Travis Moen, 05-09	Vaclav Prospal, 03-04	Troy Bodie, 08-11
Mike Sillinger, 95-96	Kyle Calder, 09-10	Aaron Gavey, 05-06	51 Craig Reichert, 96-97
Nikolai Tsulygin, 96-97	Toni Lydman, 10-13	Kent Huskins, 06-09	Jonathan Hedstrom, 02-03
Jeremy Stevenson, 99-00	33 Jim Thomson, 93-95	Jordan Hendry, 12-13	Ryan Getzlaf, 05-06
Andrei Nazarov, 00-01	David Kapa, 96-98	Nolan Yankman, 13-14	Kyle Palmieri, 10-13
Samuel Pahlsson, 00-09	Jim McKenzie, 98-00	41 Chris Armstrong, 03-04	Alex Grant, 13-14
Erik Christensen, 08-10	Ed Ward, 99-00	David McKee, 06-07	Dany Heatley, 14-15
Jason Blake, 09-10	Jason York, 01-02	Nathan Ostryck, 09-10	52 Peter LeBoutillier, 96-98
Danny Syvret, 10-11	Mark Popovich, 03-04	Andrew Gordon, 11-12	Ryan Carter, 06-08
27 Lonnie Loach, 93-94	Joe DiPenta, 05-08	42 Denny Lambert, 94-96	53 Brett Festerling, 08-11
John Lilley, 94-95	John Blake, 09-12	Barry Nieckar, 96-98	54 Sean Pronger, 95-97
Mike Lederer, 96-98	Jakob Silfverberg, 13-15	Trevor Gillies, 05-06	Bobby Ryan, 07-09
Pascal Trepanier, 98-01	34 Anatoli Fedotov, 93-94	Jason King, 07-08	Cam Fowler, 10-11
Denny Lambert, 01-02	Dan Trebil, 96-99	Dan Sexton, 09-11	55 Garrett Burnett, 03-04
Craig Johnson, 03-04	Kurt Sauer, 02-04	Josh Manson, 14-15	Brian Salcido, 08-09
Peter Schastlivy, 03-04	Aaron Rome, 06-07	43 Maxim Bets, 93-94	Bryan Allen, 12-14
Scott Niedermayer, 05-10	James Wisniewski, 08-10	Bjorn Melin, 06-07	56 Petteri Wirtanen, 07-08
28 Dwayne Norris, 94-95	Aaron Voros, 10-11	Jeff Deslauriers, 11-12	58 Ryan O'Marra, 11-12
Roman Oksiuta, 95-96	Nate Guenin, 11-12	Max Friberg, 14-15	60 Brendan Mikkelsen, 08-11
Jason Marshall, 96-97	Daniel Winnik, 12-14	44 Myles O'Connor, 93-94	61 Corey Perry, 05-06
Niclas Havelid, 99-04	35 Mikhail Shtalenkov, 93-98	Oleg Mikulchik, 95-96	62 Patrick Maroon, 11-14
Tyler Wright, 05-06	Tom Askey, 98-99	Antti Aalto, 97-98	Chris Wagner, 14-15
Mark Mowers, 07-08	Jean-Sebastien Giguere, 00-10	Mike Brown, 02-03	63 Nick Bonino, 09-12
Kyle Chipchura, 09-11	36 Todd Ewen, 93-96	Rob Niedermayer, 02-09	64 Matt Beleskey, 08-09
Mark Fistric, 13-15	J.J. Daigneault, 96-98	Sheldon Souray, 12-13	Brandon McMillan, 10-13
29 Randy Ladouceur, 93-96	Tony Tuzzolino, 97-98	Nate Thompson, 14-15	Stefan Noesen, 14-15
Darren Van Impe, 96-98	Drew Bannister, 01-02	45 Scott McKay, 93-94	65 Emerson Etem, 12-14
Frank Banham, 97-98	John Gibson, 13-15	Matt Cullen, 97-98	67 Tom Askey, 97-98
Ladislav Kohn, 99-01	37 Marc Moro, 97-98	Shawn Thornton, 06-07	MacGregor Sharp, 09-10
Timo Parssinen, 01-02	Bob Wren, 00-01	Sami Vatanen, 12-15	Rickard Rakell, 12-15
Martin Gerber, 02-04	Chris Brimmanis, 01-02	46 J.F. Jomphe, 95-98	73 Mat Clark, 11-12
Todd Fedoruk, 05-07	Chris O'Sullivan, 02-03	Kevin Sawyer, 00-01	74 Peter Holland, 11-14
Sebastien Caron, 06-07	Kip Brennan, 05-06	Tony Martensson, 03-04	76 Dustin Penner, 05-06
Ray Emery, 10-11	Shane O'Brien, 06-07	Curtis Glencross, 06-07	77 Adam Oates, 02-03
30 Dominic Roussel, 98-01	Jarkko Ruutu, 10-11	Joe Motzko, 06-07	Devante Smith-Pelly, 11-14
Ilya Bryzgalov, 01-02, 03-08	Mat Clark, 14-15	Jiri Sekac, 14-15	Jesse Blacker, 14-15
Timo Pielmeier, 10-11	38 Mike Crowley, 97-98	47 Stephan Lebeau, 94-95	80 Ilya Bryzgalov, 14-15
Viktor Fasth, 12-14	Rob Valicevic, 02-03	Espen Knutsen, 97-98	91 Sergei Fedorov, 03-06
Jason LaBarbera, 14-15	Chris Kunitz, 03-06	Tim Brent, 06-07	93 Anatoli Semenov, 95-96
31 Guy Hebert, 93-01	Ryan Shannon, 06-07	Hampus Lindholm, 13-15	
Steve Shields, 01-02	Dan Ellis, 10-12	48 John Lilley, 93-94	
Michael Wall, 06-07	William Karlsson, 14-15	Darren Van Impe, 94-96	
Curtis McElhinney, 09-11	39 Dan McSweeney, 93-94	Scott Young, 97-98	
Iiro Tarkki, 11-12	Frank Banham, 96-97	Andy McDonald, 00-01	

MONTHS/AGE/ATTENDANCE

ALL-TIME INDIVIDUAL TOP SCORING MONTHS

POINTS

Player	Month, Year	GP	Goals	Assists	Points	+/-
Teemu Selanne	February, 1999	13	12	13	25	+5
Teemu Selanne	March, 2006	16	8	16	24	+9
Teemu Selanne	November, 2006	15	10	13	23	+7
Teemu Selanne	January, 1999	14	8	15	23	+7
Paul Kariya	January, 1997	13	9	9	22	+13
Corey Perry	March, 2010	14	15	6	21	+9
Teemu Selanne	January, 1997	13	9	12	21	+12
Ryan Getzlaf	March, 2011	14	2	18	20	+11
Teemu Selanne	March, 2011	14	8	11	19	+1
Ryan Getzlaf	January, 2009	14	4	15	19	+5
Ryan Getzlaf	November, 2008	13	7	12	19	+8
Teemu Selanne	December, 2006	14	12	7	19	+10
Chris Pronger	November, 2006	15	3	16	19	+13
Paul Kariya	January, 2000	13	13	6	19	+1
Paul Kariya	January, 1999	14	6	13	19	+5
Paul Kariya	December, 1996	12	5	14	19	+4

GOALS

Player	Month, Year	GP	Goals	Player	Month, Year	GP	Assists
Ryan Getzlaf	March, 2011	14	18	Corey Perry	March, 2010	14	15
Paul Kariya	January, 2000	13	13	Scott Niedermayer	January, 2009	14	16
Teemu Selanne	November, 1997	15	13	Chris Pronger	November, 2006	15	16
Teemu Selanne	December, 2006	14	12	Teemu Selanne	March, 2006	16	16
Paul Kariya	March, 2010	13	12	Ryan Getzlaf	December, 2014	14	15
Teemu Selanne	February, 1999	13	12	Ryan Getzlaf	January, 2009	14	15
				Paul Kariya	March, 2003	14	15
				Teemu Selanne	January, 1999	14	15
				Ryan Getzlaf	March, 2014	14	14
				Andy McDonald	January, 2006	13	14
				Paul Kariya	December, 1996	12	14

YOUNGEST DUCKS TO APPEAR IN A GAME

Player	Born	First Game as a Duck	Age
Oleg Tverdovsky	5/8/76	1/21/95 @ Winnipeg	18 years, 8 months, 13 days
Cam Fowler	12/5/91	10/8/10 @ Detroit	18 years, 10 months, 3 days
Devante Smith-Pelly	6/14/92	10/7/11 @ Buffalo (Helsinki)	19 years, 3 months, 23 days
Stanislav Chistov	4/17/83	10/10/02 @ St. Louis	19 years, 5 months, 23 days
Luca Sbisa	1/30/90	10/3/09 vs. San Jose	19 years, 8 months, 4 days
Rickard Rakell	5/5/93	1/19/13 @ Vancouver	19 years, 8 months, 14 days
Hampus Lindholm	1/20/94	10/6/13 @ Winnipeg	19 years, 8 months, 16 days
Kyle Palmieri	2/1/91	11/3/10 vs. Tampa Bay	19 years, 9 months, 2 days
Vitaly Vishnevski	3/18/80	1/19/00 vs. Dallas	19 years, 10 months, 1 day
Chad Kilger	11/27/76	10/9/95 @ Winnipeg	19 years, 10 months, 12 days
Jeffrey Lupul	9/23/83	10/8/03 @ Dallas	20 years, 15 days
Maxim Bets	1/21/74	4/8/94 @ Edmonton	20 years, 2 months, 8 days
Paul Kariya	10/16/74	1/20/95 @ Edmonton	20 years, 3 months, 4 days

OLDEST DUCKS TO APPEAR IN A GAME

Player	Born	Last Ducks Appearance	Age
Teemu Selanne	7/3/70	5/16/14 vs. Los Angeles, Game 7 CSF	43 years, 10 months, 13 days
Adam Oates	8/27/62	6/9/03 @ New Jersey, Game 7 SCF	40 years, 9 months, 12 days
Steve Thomas	7/15/63	6/9/03 @ New Jersey, Game 7 SCF	39 years, 10 months, 24 days
Saku Koivu	11/23/74	5/16/14 vs. Los Angeles, Game 7 CSF	39 years, 5 months, 23 days
Mathieu Schneider	6/12/69	4/20/08 @ Dallas, Game 6 WCQF	38 years, 9 months, 28 days
Jason Blake	9/2/73	4/4/12 @ Calgary	38 years, 7 months, 2 days
Bret Hedican	10/8/70	2/26/09 @ Boston	38 years, 6 months, 16 days
Todd Marchant	8/12/73	4/22/11 @ Nashville, Game 6 WCQF	37 years, 7 months, 10 days
Fredrik Claussion	10/5/66	5/5/03 vs. Dallas, Game 6 WCSF	37 years, 7 months
Ken Klee	4/24/71	10/14/08 @ Los Angeles	37 years, 5 months, 20 days

ATTENDANCE

The Anaheim Ducks have recorded 355 sellouts at Honda Center since their inaugural NHL season in 1993-94...the club sold out 24 games in 2014-15, including the last nine consecutively...the Ducks hosted their largest crowd in club history in 2012-13, welcoming 17,610 fans for a 4-2 victory over the Chicago Blackhawks on Mar. 20, 2013...Anaheim had a club-record 78-game (63 regular season, 15 playoff) sellout streak from 2006-08, including all 40 home games in 2007-08...it was just the second time a Southern California NHL team had sold out a full (non-lockout) regular season...the Ducks set franchise attendance records for sellouts (40), average attendance (17,195) and percent capacity (100.12%) in 2007-08...the Ducks broke the team record for consecutive regular season sellouts on Feb. 22, 2008 when they surpassed the previous record of 51 straight regular season sellouts set from Dec. 22, 1993-Oct. 20, 1995.

HOME GAMES				ROAD GAMES			
Season	Games	Total Attendance (Avg.)	Percent	Sellouts	Games	Total Attendance (Avg.)	Sellouts
1993-94 ^A	41	690,350 (16,839)	99.9%	27	41	660,377 (16,107)	25
1994-95 [*]	24	412,176 (17,174)	100.0%	24	24	381,073 (15,878)	13
1995-96	41	703,347 (17,155)	99.9%	38	41	640,545 (15,623)	17
1996-97	41	695,867 (16,972)	98.8%	28	41	685,829 (16,728)	27
1997-98 ⁺	40	682,735 (17,068)	99.4%	25	40	671,251 (16,781)	24
1998-99	41	647,973 (15,804)	92.0%	9	41	666,278 (16,251)	22
1999-00	41	592,874 (14,460)	84.2%	8	41	684,337 (16,691)	24
2000-01	41	553,990 (13,512)	78.7%	3	41	682,857 (16,655)	21
2001-02	41	492,089 (12,002)	69.9%	3	41	698,804 (17,044)	21
2002-03	41	575,524 (13,988)	81.5%	7	41	681,221 (16,615)	18
2003-04	41	614,504 (14,988)	87.3%	11	41	683,214 (16,664)	17
2005-06	41	620,380 (15,131)	88.1%	12	41	708,042 (17,269)	22
2006-07	41	671,916 (16,377)	95.4%	25	41	688,019 (16,781)	20
2007-08 ^S	40	687,813 (17,195)	100.1%	40	40	686,639 (17,166)	22
2008-09	41	696,629 (16,991)	98.9%	20	41	717,563 (17,502)	26
2009-10	41	621,903 (15,168)	88.2%	1	41	691,795 (16,873)	26
2010-11	41	603,283 (14,714)	85.7%	5	41	700,773 (17,092)	22
2011-12 [#]	40	591,370 (14,784)	86.1%	9	40	680,898 (17,022)	26
2012-13 ⁺	41	381,308 (15,887)	92.5%	10	24	420,555 (17,523)	18
2013-14 ⁺	41	675,248 (16,469)	95.9%	26	41	754,578 (18,404)	26
2014-15	41	691,835 (16,874)	98.2%	24	41	707,650 (17,260)	25
Totals	824	12,907,324 (15,664)	91.2%	355	824	13,892,298 (16,860)	462

^A 1993-94 schedule included two neutral site games (1 home, 1 away) not included in totals

⁺ 1994-95 season shortened to 48 games due to work stoppage

⁺ 1997-98 schedule shortened to 48 games in Japan (1 home, 1 away) not included in totals

^S 2007-08 schedule included two games in London, England (1 home, 1 away) not included in totals

[#] 2011-12 schedule included two games in Europe (Heinola and Sweden, 1 home, 1 away) not included in totals

⁺ 2012-13 season shortened to 48 games due to work stoppage

⁺ 2013-14 one road game played at Dodger Stadium

DUCKS SEASON TOTALS



DUCKS YEAR-BY-YEAR FINISH

SEASON	RECORD	PGTG.	GF	GA	STANDINGS	POWER PLAY	PENALTY KILL	GAA	HOME	ROAD	OT
1993-94	33-46-5, 71 PTS.	.423	229	251	4TH PAC, 9TH WEST	54-376 (14.4)	67-388 (82.7)	2.97	14-26-2	19-20-3	2-5-5
1994-95	16-27-5, 37 PTS.	.385	125	164	6TH PAC, 12TH WEST	29-202 (11.4)	47-193 (75.6)	3.38	11-9-4	5-18-1	2-0-5
1995-96	35-39-8, 78 PTS.	.476	234	247	4TH PAC, 18TH WEST	60-426 (14.1)	81-423 (80.9)	2.97	22-15-4	13-24-4	6-2-8
1996-97	36-33-13, 85 PTS.	.518	245	233	2ND PAC, 4TH WEST	56-333 (16.8)	62-336 (81.5)	2.80	23-12-6	13-21-7	3-0-13
1997-98	26-43-13, 65 PTS.	.396	205	261	6TH PAC, 12TH WEST	46-392 (11.7)	72-396 (81.8)	3.13	12-23-6	14-20-7	3-4-13
1998-99	35-34-13, 83 PTS.	.506	215	206	3RD PAC, 6TH WEST	83-378 (22.0)	60-387 (84.5)	2.48	21-14-6	14-20-7	1-3-13
1999-00	34-33-12-3, 83 PTS.	.506	217	227	5TH PAC, 9TH WEST	55-332 (16.6)	62-296 (79.1)	2.73	19-13-7-2	15-20-5-1	3-9-12
2000-01	25-41-11-5, 66 PTS.	.402	188	245	5TH PAC, 15TH WEST	66-373 (17.7)	71-390 (81.8)	2.94	15-20-4-2	10-21-7-3	4-5-11
2001-02	29-42-8-3, 69 PTS.	.421	175	198	5TH PAC, 13TH WEST	43-373 (11.5)	46-330 (86.1)	2.39	15-19-5-2	14-23-3-1	3-3-8
2002-03	40-27-9-4, 95 PTS.	.579	203	193	2ND PAC, 7TH WEST	56-348 (16.1)	43-333 (87.3)	2.35	22-10-7-2	18-17-2-4	5-6-9
2003-04	29-35-10-8, 76 PTS.	.463	184	213	4TH PAC, 12TH WEST	56-310 (18.1)	54-353 (84.7)	2.60	19-11-7-4	10-24-3-4	4-8-10
2005-06	43-27-12, 98 PTS.	.598	251*	222*	3RD PAC, 6TH WEST	87-480 (18.1)	84-510 (83.5)	2.67	26-10-5	17-17-7	6-5-7
2006-07	48-20-14, 110 PTS.	.689	254*	198*	1ST PAC, 2ND WEST	89-398 (22.4)	61-410 (85.1)	2.37	26-6-9	22-14-5	9-4-10
2007-08	47-27-8, 102 PTS.	.622	197*	184*	2ND PAC, 4TH WEST	60-361 (16.6)	69-408 (83.1)	2.24	28-9-4	19-18-4	12-1-7
2008-09	42-33-7, 91 PTS.	.562	238*	235*	2ND PAC, 8TH WEST	73-309 (23.6)	78-385 (79.7)	2.87	20-18-3	22-15-4	12-4-3
2009-10	39-32-11, 89 PTS.	.543	233*	243*	4TH PAC, 11TH WEST	63-300 (21.0)	67-324 (79.3)	2.96	25-11-5	14-21-6	8-3-8
2010-11	47-30-5, 99 PTS.	.603	235*	233*	2ND PAC, 4TH WEST	67-285 (23.5)	57-305 (81.3)	2.84	26-13-2	21-17-3	13-3-2
2011-12	34-36-12, 80 PTS.	.488	201*	224*	5TH PAC, 13TH WEST	45-271 (16.6)	51-283 (82.0)	2.73	21-18-2	13-18-10	5-5-7
2012-13	30-12-6, 66 PTS.	.688	134*	115*	1ST PAC, 2ND WEST	29-135 (21.5)	30-162 (81.5)	2.40	16-7-1	14-5-5	7-3-3
2013-14	54-20-8, 116 PTS.	.707	263*	203*	1ST PAC, 1ST WEST	44-275 (16.0)	40-270 (82.2)	2.48	29-8-4	25-12-4	10-2-6
2014-15	51-24-7, 109 PTS.	.665	228*	221*	1ST PAC, 1ST WEST	37-235 (15.7)	52-274 (81.0)	2.70	26-12-3	25-12-4	16-2-5
TOTALS	773-661-222, 1768 PTS.	.534	4,454	4,516		1192-6892 (17.3)	1261-7156 (82.4)	2.74	436-284-108	337-377-114	134-71-165

*DOES NOT INCLUDE "TEAM" GOALS AWARDED FOR SHOOTOUT WINS

ALL-TIME DUCKS RECORD BY MONTH

SEASON	OCTOBER	NOVEMBER	DECEMBER	JANUARY	FEBRUARY	MARCH	APRIL	MAY
1993-94	2-8-2	6-7-0	6-8-0	6-6-2	4-6-1	6-8-0	3-3-0	-----
1994-95	-----	-----	-----	3-3-0	2-8-1	4-8-3	6-7-1	1-1-0
1995-96	3-8-0	8-5-1	3-9-3	4-5-1	5-8-0	7-3-2	5-1-1	-----
1996-97	1-9-2	6-5-2	6-5-1	7-5-1	6-6-1	7-3-4	3-0-2	-----
1997-98	5-4-4	6-8-1	2-8-2	4-7-2	3-2-0	4-9-2	2-5-2	-----
1998-99	3-3-3	5-7-1	5-3-4	4-9-1	10-3-0	6-4-2	2-5-2	-----
1999-00	6-5-1-1	6-5-1-0	6-6-2-0	4-7-2-0	5-3-4-0	5-5-2-1	2-2-0-1	-----
2000-01	6-4-1-2	2-8-3-1	5-7-1-1	2-10-1-0	3-5-2-1	6-5-2-0	1-2-1-0	-----
2001-02	4-7-1-0	3-9-2-0	6-5-2-3	6-8-1-0	2-3-0-0	6-7-1-0	2-3-1-0	-----
2002-03	3-5-3-0	5-2-3-3	7-7-0-0	7-4-1-1	8-5-1-0	9-3-1-1	1-1-0-1	-----
2003-04	4-5-1-1	4-2-3-4	5-8-0-0	3-7-4-1	7-4-1-2	5-9-1-0	1-0-0-0	-----
2005-06	6-5-1	5-6-3	6-4-2	7-2-4	3-2-1	11-4-1	5-4-0	-----
2006-07	9-0-3	10-2-3	9-5-0	4-5-2	5-5-2	10-3-2	1-0-2	-----
2007-08	4-7-2	8-4-2	7-6-1	8-4-1	10-2-1	8-4-1	2-0-0	-----
2008-09	6-5-1	8-3-2	5-7-1	6-7-1	6-6-0	8-4-1	3-1-1	-----
2009-10	4-6-2	6-5-2	6-6-3	9-6-0	5-2-0	7-6-1	2-1-3	-----
2010-11	4-7-1	8-4-2	8-6-1	8-3-0	5-5-1	11-3-0	3-2-0	-----
2011-12	5-5-1	2-8-3	3-8-2	9-2-1	8-4-3	6-7-1	1-2-1	-----
2012-13	-----	-----	-----	3-1-1	11-2-0	9-4-4	7-5-1	-----
2013-14	10-3-1	8-4-3	11-1-1	11-3-0	2-3-0	7-4-3	5-2-0	-----
2014-15	9-3-0	5-3-5	10-3-1	8-3-0	7-5-1	10-5-0	2-2-0	-----
TOTALS	94-99-34	111-99-50	116-112-31	123-107-28	117-89-23	152-108-36	59-48-20	1-1-0

ALL-TIME RECORDS AT THE ALL-STAR BREAK AND AT THE HALFWAY POINT

SEASON	DATE OF ALL-STAR GAME (HOST TEAM)	RECORD BEFORE	RECORD AFTER	FIRST HALF OF SEASON	SECOND HALF OF SEASON	OVERALL RECORD
1993-94	JAN. 22 (NYP)	18-27-4	15-19-1	16-24-2	17-22-3	33-46-5
1994-95	NONE	-----	-----	7-15-2	9-12-3	16-27-5
1995-96	JAN. 20 (BOS)	16-26-5	19-13-3	15-22-4	20-17-4	35-39-8
1996-97	JAN. 18 (SJ)	17-22-5	19-11-8	15-21-5	21-12-8	36-33-13
1997-98	JAN. 18 (VAN)	15-25-8	11-18-5	13-21-7	13-22-6	26-43-13
1998-99	JAN. 24 (TB)	17-19-9	18-15-4	16-17-8	19-17-5	35-34-13
1999-00	FEB. 6 (TOR)	22-23-8-1	12-10-4-2	18-17-5-1	16-16-7-2	34-33-12-3
2000-01	FEB. 4 (COL)	16-29-6-4	9-12-5-1	13-19-5-4	12-22-6-1	25-41-11-5
2001-02	FEB. 2 (LA)	19-29-6-3	10-13-2-0	13-20-5-3	16-22-3-0	29-42-8-3
2002-03	FEB. 2 (FLA)	22-18-7-4	18-9-2-2	15-16-7-3	25-11-2-3	40-27-9-6
2003-04	FEB. 8 (MIN)	17-23-8-7	12-12-2-1	13-17-6-5	16-18-4-3	29-35-10-8
2005-06	NONE	-----	-----	18-16-7	25-11-5	43-27-12
2006-07	JAN. 24 (DAL)	30-12-8	18-8-6	28-7-6	20-13-8	48-20-14
2007-08	JAN. 27 (ATL)	27-20-6	20-7-2	19-17-5	28-10-3	47-27-8
2008-09	JAN. 25 (MTL)	23-21-5	19-12-2	21-15-5	21-18-2	42-33-7
2009-10	NONE	-----	-----	16-18-7	23-14-4	39-32-11
2010-11	JAN. 30 (CAR)	28-20-4	19-10-1	20-17-4	27-13-1	47-30-5
2011-12	JAN. 29 (OTT)	18-23-7	16-13-5	13-22-6	21-14-6	34-36-12
2012-13	NONE	-----	-----	18-3-3	12-9-3	30-12-6
2013-14	NONE	-----	-----	28-8-5	26-12-3	54-20-8
2014-15	JAN. 25 (CBJ)	31-10-6	20-14-1	26-9-6	25-15-1	51-24-7
TOTALS		336-347-121	255-196-59	361-341-126	412-320-96	773-661-222

DUCKS SEASON TOTALS

ALL-TIME DUCKS RECORD BY DAY OF THE WEEK

SEASON	SUNDAY	MONDAY	TUESDAY	WEDNESDAY	THURSDAY	FRIDAY	SATURDAY
1993-94	6-11-1	2-4-0	3-3-1	9-11-1	1-6-1	7-7-1	5-4-0
1994-95	3-6-1	3-1-0	0-5-1	4-4-0	3-2-1	1-7-2	2-5-0
1995-96	11-5-3	1-6-0	2-3-1	10-10-1	0-4-1	9-8-1	2-3-1
1996-97	6-5-4	4-3-1	0-3-1	11-9-3	0-3-1	12-5-2	3-5-1
1997-98	4-8-3	1-5-1	1-3-2	6-15-1	2-2-2	5-6-2	7-4-2
1998-99	7-4-1	4-3-1	1-1-1	9-10-3	2-3-1	8-9-3	4-4-3
1999-00	8-2-0-1	4-5-0-0	5-2-1-0	5-11-4-1	0-2-2-0	9-4-4-0	3-7-1-1
2000-01	8-8-2-0	2-2-0-1	2-2-0-0	5-14-3-1	1-2-1-1	5-8-4-2	2-5-1-0
2001-02	6-8-0-1	2-3-1-0	2-3-0-0	8-10-3-2	1-4-1-0	6-9-2-0	4-5-1-0
2002-03	12-4-3-0	1-1-1-1	3-3-1-2	12-5-1-0	6-3-1-1	4-7-2-2	2-4-0-0
2003-04	6-8-3-1	2-3-2-1	4-2-0-2	10-3-5-1	0-3-0-0	5-9-0-2	2-7-0-1
2005-06	9-3-2	5-2-3	4-5-0	6-10-0	2-3-1	8-2-4	9-2-2
2006-07	9-3-2	5-1-0	5-3-2	8-2-5	5-2-1	9-5-3	7-4-1
2007-08	9-4-2	4-1-0	5-2-1	10-5-2	6-3-0	7-6-2	6-6-1
2008-09	10-7-0	3-2-0	7-4-1	7-9-0	2-5-0	4-6-4	9-0-2
2009-10	6-2-3	4-2-0	5-5-2	8-6-0	4-6-1	5-2-4	7-9-1
2010-11	9-6-1	3-1-0	6-2-0	13-5-2	1-3-0	9-2-2	6-7-0
2011-12	7-9-0	5-3-0	4-2-3	8-5-1	3-4-3	5-5-4	2-9-0
2012-13	4-1-1	7-2-2	2-0-0	5-2-1	2-0-0	5-5-0	5-2-2
2013-14	11-2-0	5-3-0	4-6-1	7-3-2	4-3-1	10-2-3	13-1-1
2014-15	10-5-1	4-1-0	6-3-1	9-6-1	5-3-0	11-5-2	6-1-2
TOTALS	161-111-36	71-54-15	71-62-24	170-155-44	50-66-21	144-123-57	106-91-24

ALL-TIME DUCKS RECORD BY DIVISION/CONFERENCE

SEASON	PACIFIC	CENTRAL	NORTHWEST	WEST	METROPOLITAN	ATLANTIC	NORTHEAST	SOUTHEAST	EAST	OVERALL
1993-94	11-18-1	12-12-2	-----	23-30-3	-----	6-8-0	4-8-2	-----	10-16-2	33-46-5
1994-95	11-10-3	5-17-2	-----	16-27-5	-----	-----	-----	-----	-----	16-27-5
1995-96	15-16-1	7-14-3	-----	22-30-4	-----	5-5-4	8-4-0	-----	13-9-4	35-39-8
1996-97	13-12-7	11-10-3	-----	24-22-10	-----	7-6-1	5-5-2	-----	12-11-3	36-33-13
1997-98	11-17-4	5-15-4	-----	16-32-8	-----	7-3-4	3-8-1	-----	10-11-5	26-43-13
1998-99*	12-7-5	7-8-1	6-9-2	25-24-8	-----	4-3-3	2-4-2	4-3-0	10-10-5	35-34-13
1999-00	11-9-3-1	10-5-2-0	5-8-3-0	26-22-8-1	-----	2-3-2-1	2-6-1-0	4-2-1-1	8-11-4-2	34-33-12-3
2000-01	5-10-2-3	4-13-2-1	6-9-5-0	15-32-9-4	-----	5-3-0-0	1-3-1-1	4-3-1-0	10-9-2-1	25-41-11-5
2001-02	8-9-2-1	7-11-2-0	6-9-3-2	21-29-7-3	-----	5-2-0-0	0-5-1-0	3-6-0-0	8-13-1-0	29-42-8-3
2002-03	8-9-3-0	15-3-0-2	8-7-3-2	31-19-6-4	-----	1-3-1-2	3-3-1-0	5-2-1-0	9-8-3-2	40-27-9-6
2003-04	8-10-4-2	6-7-4-3	8-9-1-2	22-26-9-7	-----	2-3-1-0	1-4-0-1	4-2-0-0	7-9-1-1	29-35-10-8
2005-06	18-9-5	13-5-2	7-11-2	38-25-9	-----	-----	2-1-2	3-1-1	5-2-3	43-27-12
2006-07	19-8-5	12-5-3	11-5-4	42-18-12	-----	2-1-2	-----	4-1-0	6-2-2	48-20-14
2007-08	17-10-5	13-5-2	9-10-1	39-25-8	-----	3-2-0	5-0-0	-----	8-2-0	47-27-8
2008-09	12-10-2	10-7-3	13-6-1	35-23-6	-----	1-4-1	5-1-0	1-5-0	7-10-1	42-33-7
2009-10	7-13-4	10-8-2	13-4-3	30-25-9	-----	2-4-0	3-1-2	4-2-0	9-7-2	39-32-11
2010-11	14-10-0	8-11-1	14-3-3	36-24-4	-----	5-2-0	3-2-0	3-2-1	11-6-1	47-30-5
2011-12	10-12-2	6-11-3	10-7-3	26-30-8	-----	3-0-3	2-4-0	3-2-1	8-6-4	34-36-12
2012-13	8-7-3	10-2-3	12-3-0	30-12-6	-----	-----	-----	-----	-----	30-12-6
2013-14^	22-4-3	13-8-0	-----	35-12-3	10-3-3	9-5-2	-----	-----	19-8-5	54-20-8
2014-15	18-4-5	16-5-0	-----	34-11-5	8-4-2	9-7-0	-----	-----	17-13-2	51-24-7
TOTALS	258-216-76	200-182-50	128-100-40	586-498-166	18-9-5	78-64-27	49-59-17	42-31-7	187-163-56	773-661-222

*THE NHL EXPANDED TO SIX DIVISIONS FROM FOUR IN 1998-99. ^THE NHL CONTRACTED TO FOUR DIVISION FROM SIX IN 2013-14

ALL-TIME DUCKS RECORD VS. GOALS SCORED & ALLOWED

Season	WHEN SCORING						WHEN ALLOWING					
	0 goals	1 goal	2 goals	3 goals	4 goals	5+ goals	0 goals	1 goal	2 goals	3 goals	4 goals	5+ goals
1993-94	0-0	1-6	3-19	10-9	6-3	13-0	3-0	10-2	11-3	7-13	1-15	1-13
1994-95	0-6	0-7	1-8	5-4	3-1	7-1	2-0	5-0	3-4	4-5	2-4	0-14
1995-96	0-2	1-14	6-13	7-7	8-3	13-0	4-0	10-0	13-6	6-11	2-9	0-16
1996-97	0-1	1-11	4-9	9-10	11-1	11-3	6-0	11-0	12-4	5-8	2-12	0-11
1997-98	0-11	0-6	4-17	6-8	9-1	7-0	4-0	6-0	8-4	6-12	2-10	0-17
1998-99	0-5	3-14	3-11	10-4	6-0	13-0	7-0	17-4	3-3	5-10	3-9	0-80
1999-00	0-50	2-1220	5-1031	9-532	10-130	80-10	50-00	130-20	108-30	55-51	0-1032	1-0-10
2000-01	0-90	3-921	3-1953	5-330	8-1-11	60-00	60-00	6-220	7-151	4-13323	2-1210	0-1301
2001-02	0-401	1-1930	8-1642	7-310	7-000	60-00	50-00	14-231	8-840	1-1512	1-1000	0-700
2002-03	0-600	2-1112	7-673	13-301	11-110	70-00	90-00	11-210	12-572	7-303	0-1311	1-400
2003-04	0-500	1-1843	7-1131	70-24	8-1-10	60-00	50-00	10-140	7-1033	6-1021	0-514	1-900
2005-06	0-31	1-91	6-95	4-54	13-10	190-1	300	11-11	12-31	11-115	6-74	0-51
2006-07	0-60	0-41	7-55	12-45	13-13	1600	500	15-20	16-42	7-55	4-64	1-33
2007-08	0-91	0-101	15-64	11-11	12-10	90-1	300	23-21	13-51	8-64	0-71	0-71
2008-09	0-50	3-70	5-112	9-82	14-22	110-1	600	7-10	15-40	11-102	2-113	1-72
2009-10	0-60	0-110	3-65	13-63	14-33	900	300	8-10	19-12	6-85	3-94	0-130
2010-11	0-40	2-91	9-102	14-40	8-22	1410	700	10-00	18-21	6-52	6-120	0-112
2011-12	0-61	1-83	7-155	10-51	10-12	610	400	9-13	16-34	4-92	1-122	0-111
2012-13	0-20	0-72	6-12	10-20	6-02	800	500	9-00	9-22	4-32	2-30	1-42
2013-14	0-20	3-60	6-114	15-14	7-00	2300	600	9-00	25-33	12-63	2-62	0-50
2014-15	0-40	1-62	12-74	15-51	14-20	900	400	19-02	15-23	8-22	4-70	1-130
Totals	0-110-4	26-204-34	127-220-95	201-97-53	198-26-28	221-4-8	102-0-0	233-21-25	252-80-71	133-170-68	45-189-40	8-201-18



ALL-TIME RECORD STREAKS

WINNING STREAKS

Longest Winning Streaks

10 games (Dec. 6-Dec. 28, 2013)
8 games (Dec. 31, 2013-Jan. 15, 2014)
7 games (Dec. 1-Dec. 13, 2014)
7 games (Oct. 11-Oct. 24, 2014)
7 games (Oct. 5-Oct. 20, 2013)
7 games (Feb. 20-Mar. 7, 1999)
6 games (Jan. 11-Jan. 27, 2015)
6 games (Feb. 9-Feb. 24, 2013)
6 games (Nov. 3-Nov. 12, 2010)
6 games (Feb. 17-Mar. 3, 2008)

LOSING STREAKS

Longest Losing Streaks

8 games (Nov. 3-Nov. 20, 2005)
8 games (Oct. 12-Oct. 30, 1996)
7 games (Mar. 1-Mar. 13, 1998)
6 games (Nov. 14-Nov. 26, 2010)
6 games (Nov. 20-Feb. 2, 2008)
6 games (Nov. 14-Nov. 24, 2001)
6 games (Jan. 19-Jan. 31, 2001)

UNBEATEN STREAKS

Longest Unbeaten Streaks

12 games (Feb. 22-Mar. 19, 1997; 7-0-5)
10 games (Dec. 6-Dec. 28, 2013; 10-0-0)
8 games (Dec. 31, 2013-Jan. 15, 2014; 8-0-0)
8 games (Feb. 20-Mar. 10, 1999; 7-0-1)
7 games (Dec. 1-Dec. 13, 2014; 7-0-0)
7 games (Oct. 11-Oct. 24, 2014; 7-0-0)
7 games (Oct. 5-Oct. 20, 2013; 7-0-0)
7 games (Mar. 28-Apr. 11, 1997; 5-0-2)
7 games (Mar. 8-24, 1996; 6-0-1)
6 games (Jan. 11-Jan. 27, 2015; 7-0-0)
6 games (Feb. 9-Feb. 24, 2013; 6-0-0)

WINLESS STREAKS

Longest Winless Streaks

9 games (Nov. 7-Nov. 24, 2001; 0-7-20)
9 games (Oct. 10-30, 1996; 0-8-1)
9 games (Nov. 21-Dec. 10, 1995; 0-6-3)
8 games (Jan. 2, 2004-Jan. 15, 2004; 0-5-30)
8 games (Dec. 27-Jan. 12, 2002; 0-6-24)
8 games (Oct. 30-Nov. 15, 2000; 0-6-24)
7 games (Nov. 13-Nov. 27, 2011; 0-6-0-1)
7 games (Dec. 26, 2002-Jan. 8, 2003; 0-6-1-0)

SEASON-BY-SEASON STREAKS

Season	Longest Winning Streak
1993-94	4 games (11/19-1/24)
1994-95	2 games (two times)
1995-96	6 games (3/8-3/22)
1996-97	3 games (two times)
1997-98	3 games (two times)
1998-99	7 games (2/20-3/7)
1999-00	4 games (12/12-1/19)
2000-01	3 games (3/4-3/13)
2001-02	6 games (1/23-2/6)
2002-03	5 games (12/6-12/18)
2003-04	3 games (three times)
2005-06	6 games (3/17-3/25)
2006-07	5 games (three times)
2007-08	6 games (two times)
2008-09	5 games (two times)
2009-10	5 games (1/5-1/13)
2010-11	6 games (11/3-11/12)
2011-12	5 games (1/13-1/22)
2012-13	6 games (2/9-2/24)
2013-14	10 games (12/6-12/28)
2014-15	7 games (two times)

Longest Home Winning Streaks

13 games (Jan. 26-Mar. 20, 2013)
11 games (Dec. 8, 2009-Feb. 10, 2010)
10 games (Dec. 9, 2013-Jan. 15, 2014)
10 games (Feb. 17-Mar. 26, 2008)
8 games (Oct. 10-Nov. 10, 2013)
7 games (Dec. 19-Jan. 15, 2008)
7 games (Mar. 7-Apr. 4, 2006)
6 games (Jan. 6-Jan. 22, 2012)
6 games (Feb. 25-Mar. 11, 2007)
6 games (Dec. 1-Dec. 12, 2002)
6 games (Jan. 7-Jan. 18, 2008)
6 games (Mar. 17-Mar. 25, 2006)
6 games (Jan. 23-Feb. 6, 2002)
6 games (Mar. 8-Mar. 22, 1996)

Longest Home Losing Streaks

8 games (Jan. 10-Feb. 9, 2001)
6 games (Nov. 4-Nov. 20, 2005)
6 games (Feb. 7-Mar. 11, 1998)
5 games (Oct. 16-Oct. 30, 1996)
4 games (Feb. 2-Feb. 25, 2011)
4 games (Oct. 17-Oct. 26, 2009)
4 games (Feb. 15-Mar. 8, 2009)
6 games (Oct. 20-Oct. 31, 1993)

Longest Home Unbeaten Streaks

14 games (Feb. 12-Apr. 9, 1997; 10-0-4)
13 games (Jan. 26-Mar. 20, 2013; 13-0-0)
11 games (Dec. 8, 2009-Feb. 10, 2010; 11-0-0)
10 games (Dec. 9, 2013-Jan. 15, 2014; 10-0-0)
10 games (Feb. 17-Mar. 26, 2008; 10-0-0)
9 games (Nov. 24-Dec. 22, 2002; 6-0-3-0)
9 games (Mar. 8-Apr. 14, 1996; 8-0-1)
8 games (Oct. 10-Nov. 10, 2013; 8-0-0)
7 games (Dec. 19-Jan. 15, 2008; 7-0-0)
6 games (Feb. 25-Mar. 11, 2007; 6-0-0)
6 games (Feb. 26-Mar. 17, 1999; 4-0-2)
6 games (Nov. 3-Nov. 12, 2011; 6-0-0)
6 games (Feb. 17-Mar. 3, 2008; 6-0-0)
6 games (Jan. 7-Jan. 18, 2008; 6-0-0)
6 games (Jan. 23-Feb. 6, 2002; 6-0-0)
6 games (Dec. 6-18, 1998; 4-0-2)
6 games (Oct. 15-31, 1998; 3-0-3)

Longest Home Winless Streaks

11 games (Jan. 5-Feb. 14, 2001; 0-8-3-0)
7 games (Dec. 21-Jan. 21, 2003; 0-3-4-0)
6 games (Nov. 7-Nov. 30, 2001; 0-4-2-0)
6 games (Dec. 27-Dec. 10, 1995; 0-4-2)
6 games (Feb. 7-Mar. 11, 1998; 0-6-0)
5 games (Nov. 13-Nov. 27, 2011; 0-5-0-0)
5 games (Nov. 10-19, 1997; 0-4-1)
5 games (Oct. 16-30, 1996; 0-5-0)
7 games (Dec. 27-Jan. 12, 2000; 0-6-1-0)
7 games (Mar. 1-13, 1998; 0-7-0)

Longest Road Winning Streaks

7 games (Nov. 28-Dec. 13, 2006)
6 games (Dec. 6-Dec. 23, 2013)
6 games (Jan. 22-Feb. 13, 2011)
6 games (Mar. 19-Apr. 4, 2009)
5 games (Feb. 12-Mar. 3, 2015)
5 games (Oct. 21-Nov. 4, 2008)
5 games (Feb. 5-Feb. 12, 2008)
5 games (Nov. 26-Dec. 26, 2000)
4 games (Feb. 9-Feb. 16, 2013)
4 games (Dec. 10-Dec. 27, 2007)
4 games (Mar. 17-Mar. 25, 2006)
4 games (Feb. 5-Feb. 15, 1999)
4 games (Nov. 19-Nov. 24, 1993)

Longest Road Losing Streaks

7 games (Oct. 8-Nov. 12, 2005)
6 games (Nov. 23-Dec. 19, 2011)
6 games (Sept. 29-Oct. 23, 2007)
6 games (Dec. 2-Dec. 27, 2003)
6 games (Mar. 26-Apr. 21, 1995)
4 games (Feb. 23-Mar. 11, 1995)
6 games (Oct. 20-Nov. 14, 1993)
4 games (Dec. 17-Dec. 22, 1995)
4 games (Dec. 22, 1993-Jan. 12, 1994)

Longest Road Unbeaten Streaks

7 games (Nov. 28-Dec. 13, 2006; 7-0-0)
6 games (Dec. 6-Dec. 23, 2013; 6-0-0)
6 games (Jan. 22-Feb. 13, 2011; 6-0-0)
6 games (Mar. 19-Apr. 4, 2009; 6-0-0)
5 games (Feb. 12-Mar. 3, 2015; 5-0-0)
5 games (Oct. 21-Nov. 4, 2008; 5-0-0)
5 games (Feb. 5-Feb. 12, 2008; 5-0-0)
5 games (Jan. 29-Feb. 8, 2000; 3-0-2-0)
5 games (Nov. 26-Dec. 26, 1999; 5-0-0)
5 games (Mar. 19-26, 1998; 3-0-2)
5 games (Oct. 21-30, 1997; 3-0-2)
6 games (Nov. 22-Dec. 18, 1998; 4-0-2)

Longest Road Winless Streaks

13 games (Oct. 29, 2011-Dec. 22, 2012; 0-9-1-3)
13 games (Nov. 1-Dec. 27, 2003; 0-8-2-3)
10 games (Mar. 26-Oct. 11, 1995; 0-9-1)
8 games (Dec. 27, 2001-Jan. 19, 2002; 0-6-2-0)
8 games (Nov. 29, 1997-Jan. 1, 1998; 0-6-2)
7 games (Dec. 22-Jan. 15, 2001; 0-5-1-1)
7 games (Dec. 27-Jan. 22, 2000; 0-6-1-0)
7 games (Nov. 22-Dec. 27, 1995; 0-5-2)

Longest Unbeaten Streak

4 games (twice; 2-0-2, 4-0-0)
2 games (five times)
7 games (3/8-3/24; 6-0-1)
12 games (2/23-3/19; 7-0-5)
5 games (3/19-3/26; 3-0-2)
8 games (2/20-3/10; 7-0-1)
5 games (1/29-2/8; 3-0-2-0)
5 games (3/13-3/24; 5-0-0-0)
6 games (1/23-3/6; 6-0-0-0)
5 games (12/6-12/18; 5-0-0-0)
3 games (three times)

Longest Point Streak

6 games (twice)
16 games (10/6-11/9; 12-0-1-3)
9 games (1/2-1/18; 8-0-6-1)
9 games (10/2-11/5; 8-0-0-1)
7 games (3/26-4/8; 4-0-3-3)
7 games (11/3-11/14; 6-0-1-0)
9 games (two times)
12 games (2/9-3/20; 9-0-1-2)
13 games (11/29-12/28; 11-0-2)
7 games (three times)

ALL-TIME OVERTIME RECORDS

REGULAR SEASON

SEASON	OT GAMES	HOME	ROAD	TOTAL
1993-94	12	1-5-2	1-0-3	2-5-5
1994-95	7	2-0-4	0-0-1	2-0-5
1995-96	16	3-2-4	3-0-4	6-2-8
1996-97	16	0-0-6	3-0-7	3-0-13
1997-98	20	2-1-6	1-3-7	3-4-13
1998-99	17	1-2-6	0-1-7	1-3-13
1999-00	18	3-2-7	0-1-5	3-3-12
2000-01	20	3-2-4	1-3-7	4-5-11
2001-02	14	1-2-5	2-1-3	3-3-8
2002-03	21	3-2-7	3-4-2	6-6-9
2003-04	22	3-4-7	1-4-3	4-8-10
TOTALS (W-OTL-T)	183	22-22-58	15-17-49	37-39-107
*Beginning with the 2005-06 season, the third number in the OT column is shootout losses				
*2005-06	18	4-2-3	2-3-4	6-5-7
*2006-07	23	3-2-7	6-2-3	9-4-10
*2007-08	20	10-1-3	2-0-4	12-1-7
*2008-09	19	5-1-2	7-3-1	12-4-3
*2009-10	19	4-1-4	4-2-4	8-3-8
*2010-11	18	5-1-1	8-2-1	13-3-2
*2011-12	17	3-2-0	2-3-7	5-5-7
*2012-13	13	3-1-0	4-2-3	7-3-3
*2013-14	18	6-1-3	4-1-3	10-2-6
*2014-15	23	10-1-2	6-1-3	16-2-5
TOTALS Since 2005-06	188	53-13-25	45-19-33	98-32-58
OVERALL (W-OTL-SOL) (Ties)	371	75-35-25 (58 Ties)	60-36-33 (49 Ties)	135-71-58 (107 Ties)





REGULAR SEASON

ALL-TIME HAT TRICKS

FOR (46)

Terry Yake @ NYR, 10/19/93 (M. Richter), 3-1=4 pts.
 Teemu Selanne vs. SJ, 2/25/96 (C. Terrell), 3-1=4 pts.
 Teemu Selanne vs. STL, 3/17/96 (G. Fuhr/1. Casey), 3-0=3 pts.
 *Garry Valk @ STL, 3/22/96 (G. Fuhr), 3-0=3 pts.
 Teemu Selanne vs. SJ, 11/1/96 (K. Hrudey), 3-0=3 pts.
 Paul Kariya vs. BUF, 1/10/97 (D. Hasek), 3-1=4 pts.
 Paul Kariya @ PHX, 1/23/97 (N. Khabibulin), 3-0=3 pts.
 Teemu Selanne @ NYR, 10/26/97 (M. Richter), 3-0=3 pts.
 Teemu Selanne vs. SJ, 11/10/97 (M. Vernon), 3-0=3 pts.
 Paul Kariya vs. FLA, 1/21/98 (Vanbiesbrouck/Weekes), 3-2=5 pts.
 Teemu Selanne @ OTT, 3/22/98 (R. Tugnutt), 3-0=3 pts.
 Teemu Selanne @ BUF, 1/1/99 (D. Hasek), 3-2=5 pts.
 *Teemu Selanne @ DAL, 11/26/99 (E. Belfour), 3-0=3 pts.
 Marty McInnis vs. LA, 10/23/00 (J. Storr), 3-0=3 pts.
 Teemu Selanne @ PHX, 2/1/01 (S. Burke), 3-0=3 pts.
 Paul Kariya vs. CGY, 2/19/01 (F. Brathwaite), 3-1=4 pts.
 Paul Kariya @ SJ, 3/29/01 (Nabokov/Kiprusoff), 3-0=3 pts.
 Paul Kariya vs. NSH, 1/14/02 (Dunham/Vokoun), 3-0=3 pts.
 Paul Kariya vs. PHI, 2/6/02 (B. Boucher), 3-0=3 pts.
 Paul Kariya @ BOS, 10/31/02 (S. Shields), 3-1=4 pts.
 Vaclav Prospal vs. MIN, 1/23/04 (D. Rolason), 3-1=4 pts.
 Jonathan Hedstrom vs. LA, 1/9/06 (M. Garon), 3-0=3 pts.
 Chris Kunitz vs. PHX, 11/19/06 (C. Joseph), 3-1=4 pts.
 Teemu Selanne @ DAL, 1/11/07 (M. Turco), 3-0=3 pts.
 Teemu Selanne vs. CHI, 2/24/08 (Lalime/Crawford), 3-2=5 pts.
 Teemu Selanne vs. DET, 10/29/08 (C. Osgood), 3-0=3 pts.
 *Bobby Ryan @ LA, 1/8/09 (J. Quick), 3-0=3 pts.
 Bobby Ryan @ PHX, 11/27/10 (I. Bryzgalov), 3-0=3 pts.
 Corey Perry vs. MIN, 12/12/10 (N. Backstrom), 3-2=5 pts.
 Bobby Ryan vs. STL, 1/12/11 (T. Conklin), 3-1=4 pts.
 *Corey Perry @ COL, 2/5/11 (P. Budaj), 3-0=3 pts.
 Lubomir Visnovsky vs. DAL, 3/4/11 (K. Lehtonen), 3-1=4 pts.
 Teemu Selanne vs. COL, 3/28/11 (B. Elliott), 3-2=5 pts.
 Corey Perry vs. SJ, 4/6/11 (A. Niittymaki), 3-1=4 pts.
 Corey Perry vs. CBJ, 1/8/12 (S. Mason/C. Sanford), 3-0=3 pts.
 Saku Koivu vs. DAL, 1/10/12 (K. Lehtonen), 3-0=3 pts.
 *Andrew Coglian @ PHX, 1/31/12 (M. Smith), 3-0=3pts.
 Corey Perry @ CBJ, 2/12/12 (S. Mason), 3-0=3 pts.
 Nick Bonino vs. LA, 2/2/13 (Quick, Bernier), 3-1=4 pts.
 *Kyle Palmieri vs. NSH, 2/27/13 (P. Rinne), 3-0=3 pts.
 Andrew Coglian @ PHX, 3/2/13 (M. Smith), 3-0=3 pts.
 Ryan Getzlaf vs. BUF, 11/8/13 (R. Miller), 3-1=4 pts.
 Ryan Getzlaf @ NYI, 12/21/13 (E. Nabokov), 3-1=4 pts.
 Corey Perry @ PIT, 10/9/14 (M. Fleury), 3-0=3 pts.
 Corey Perry vs. BUF, 10/22/14 (M. Neuvirth), 3-0=3 pts.
 Corey Perry vs. TOR, 1/14/15 (J. Bernier), 3-0=3 pts.

*Natural Hat Trick

AGAINST (41)

Pavel Bure @ VAN, 4/11/95 (G. Hebert), 3-0=3 pts.
 Owen Nolan vs. SJ, 12/19/95 (Hebert/Shtalenkov), 4-1=5 pts.
 Alexander Mogilny vs. VAN, 12/22/95 (M. Shtalenkov), 3-1=4 pts.
 Brian Savage @ MTL, 10/7/96 (G. Hebert), 3-0=3 pts.
 Martin Rucinsky vs. MTL, 11/6/96 (G. Hebert), 3-0=3 pts.
 Peter Bondra vs. WSH, 12/13/96 (M. Shtalenkov), 3-0=3 pts.
 Jeff O'Neill vs. HFD, 1/31/97 (G. Hebert), 3-0=3 pts.
 Joe Nieuwendyk @ DAL, 3/13/98 (Shtalenkov, Askey), 4-0=4 pts.
 Keith Tkachuk @ PHX, 4/3/98 (M. Shtalenkov), 3-2=5 pts.
 Alexander Selivanov vs. EDM, 2/17/99 (Hebert/Roussel), 3-0=3pts.
 Viktor Kozlov vs. FLA, 1/5/00 (Hebert/Roussel), 3-1=4 pts.
 Pavol Demitra @ STL, 2/12/00 (G. Hebert), 3-0=3 pts.
 Andrew Cassels vs. VAN, 11/8/00 (Hebert/Roussel), 3-0=3pts.
 Michal Handzus @ STL, 12/23/00 (G. Hebert), 3-0=3 pts.
 Brett Hull @ DAL, 3/21/01 (Giguere/Naumenko), 4-0=4 pts.
 Teemu Selanne @ SJ, 3/29/01 (J.S. Giguere), 3-0=3 pts.
 Mark Parrish @ NYI, 11/24/01 (Shields/Giguere), 3-1=4 pts.
 *Chris Brown @ BUF, 12/04/02 (M. Gerber), 3-0=3 pts.
 Jason Arnett vs. DAL, 11/16/05 (I. Bryzgalov), 3-0=3 pts.
 *Kevyn Adams vs. CAR, 12/6/05 (I. Bryzgalov), 3-0=3 pts.
 Jonathan Cheechoo @ SJ, 12/20/05 (J.S. Giguere), 3-0=3 pts.
 Alexander Ovechkin vs. WSH, 1/13/06 (J.S. Giguere), 3-0=3 pts.
 Jonathan Cheechoo vs. SJ, 2/1/06 (I. Bryzgalov), 3-0=3 pts.
 Jonathan Cheechoo @ SJ, 4/15/06 (J.S. Giguere), 3-2=5 pts.
 Peter Mueller vs. PHX, 11/7/07 (Bryzgalov/Giguere), 3-0=3 pts.
 *Mike Knuble @ PHI, 2/2/08 (Hiller), 3-0=3 pts.
 Mark Parrish vs. DAL, 11/7/08 (J.S. Giguere), 3-0=3 pts.
 *David Booth vs. FLA, 11/9/08 (J.S. Giguere), 3-0=3 pts.
 Ilya Kovalchuk vs. ATL, 2/15/09 (Giguere/Hiller), 3-1=4 pts.
 Niklas Hagman vs. TOR, 10/26/09 (J. Hiller), 3-0=3 pts.
 Henrik Zetterberg vs. DET, 11/14/09 (J. Hiller), 3-2=5 pts.
 Loui Eriksson @ DAL, 12/31/09 (J. Hiller), 3-0=3 pts.
 Michael Grabner vs. VAN, 4/2/10 (C. McElhinney), 3-0=3 pts.
 Anthony Stewart vs. ATL, 10/15/10 (J. Hiller), 3-0=3 pts.
 *Eric Staal @ CAR, 12/18/10, (J. Hiller), 3-0=3 pts.
 Alexander Semin vs. WSH, 2/16/11 (C. McElhinney), 3-0=3 pts.
 Patrick Sharp vs. CHI, 11/25/11 (J. Hiller), 3-0=3 pts.
 Justin Abdelkader vs. DET, 3/22/13 (Fasth, Hiller), 3-1=4 pts.
 Radim Vrbata vs. PHX, 4/27/13 (Fasth), 3-1=4 pts.
 Phil Kessel @ TOR, 10/22/13 (J. Hiller), 3-0=3 pts.
 Scott Hartnell @ CBJ, 3/24/15 (J. Gibson), 3-0=3 pts.

ALL-TIME PENALTY SHOTS

ALL-TIME PENALTY SHOTS

FOR (13-31)

Joe Sacco vs. Jocelyn Thibault; goal, 11/12/97 vs. MTL
Paul Kariya vs. Kevin Weekes; goal, 1/21/98 vs. FLA
J.F. Jomphe vs. Curtis Joseph; no goal, 4/15/98 @ EDM
Tomas Sandstrom vs. Stephane Fiset; goal, 2/15/99 @ LA
Paul Kariya vs. Corey Hirsch; goal, 2/20/99 @ VAN
Paul Kariya vs. Stephane Fiset; no goal, 3/18/99 @ LA
Teemu Selanne vs. J-Sebastien Aubin; no goal, 10/27/99 vs. PIT
Fredrik Olausson vs. Martin Brodeur; goal, 11/24/99 vs. NJ
Matt Cullen vs. Milan Hnilicka; no goal, 11/4/01 vs. ATL
Dan Bylsma vs. Dan Cloutier; no goal, 12/12/01 vs. VAN
Petr Sykora vs. Roman Turek; no goal, 12/29/02 @ CGY
Paul Kariya vs. Jamie McLennan; no goal, 3/16/03 vs. CGY
Steve Thomas vs. Tomas Vokoun; goal, 4/1/03 @ NSH
Scott Niedermayer vs. Pascal Leclaire; no goal, 3/5/06 vs. CBJ
Jonathan Hedstrom vs. Peter Budaj; goal, 3/22/06 vs. COL
Andy McDonald vs. Curtis Joseph; goal, 11/3/06 vs. PHX
Teemu Selanne vs. Fredrik Norrena; no goal, 1/5/07 vs. CBJ
Teemu Selanne vs. Mathieu Garon; no goal, 3/18/07 vs. LA
Samuel Pahlsson vs. Fredrik Norrena; goal, 12/10/07 @ CBJ
Todd Bertuzzi vs. Evgeni Nabokov; no goal, 12/22/07 @ SJ
Chris Kunitz vs. Marty Turco; no goal, 1/15/08 vs. DAL
Corey Perry vs. Carey Price; no goal, 10/25/08 @ MTL
Corey Perry vs. Niklas Backstrom; goal, 12/12/10 vs. MIN
Teemu Selanne vs. Corey Crawford; no goal, 1/2/11 vs. CHI
Bobby Ryan vs. Jimmy Howard; goal, 3/2/11 vs. DET
Bobby Ryan vs. Henrik Karlsson; no goal, 3/20/11 vs. CGY
Teemu Selanne vs. Brian Elliott; goal, 3/28/11 vs. COL
Andrew Coglianov vs. Jason LaBarbera; no goal, 3/6/13 vs. PHX
Emerson Etem vs. Mike Smith; no goal, 11/23/13 @ PHX
Nate Thompson vs. Marc-Andre Fleury; no goal, 10/9/14 @ PIT
Ryan Kesler vs. Michal Neuvirth; goal, 10/13/14 @ BUF

AGAINST (9-29)

Cam Neely vs. Ron Tugnutt; no goal, 10/15/93 vs. BOS
Dan Quinn vs. Mikhail Shtalenkov; goal, 3/21/95 vs. LA
Peter Bondra vs. Mikhail Shtalenkov; no goal, 12/13/96 vs. WSH
Alexandre Daigle vs. Guy Hebert; no goal, 12/30/96 @ OTT
Tony Amonte vs. Guy Hebert; no goal, 2/1/98 vs. CHI
Glen Murray vs. Guy Hebert; no goal, 2/7/98 vs. LA
Ray Whitney vs. Guy Hebert; goal, 3/21/99 vs. FLA
Stan Drulia vs. Dominic Roussel; no goal, 10/15/99 @ TB
Jarome Iginla vs. J.S. Giguere; no goal, 12/8/01 @ CGY
Alexei Zhamnov vs. Steve Shields; no goal, 12/30/01 @ CHI
Chris Drury vs. J.S. Giguere; goal, 4/12/02 vs. COL
Daniel Sedin vs. J.S. Giguere; no goal, 1/17/04 @ VAN
Brett Clark vs. Ilya Bryzgalov; no goal, 11/18/05 vs. COL
Trevor Linden vs. Ilya Bryzgalov; goal, 11/20/05 vs. VAN
Thomas Vanek vs. J.S. Giguere; goal, 12/8/05 @ BUF
Jonathan Cheechoo vs. J.S. Giguere; goal, 12/20/05 @ SJ
Jeri Lehtinen vs. J.S. Giguere; goal, 1/28/07 vs. DAL
Henrik Sedin vs. Jonas Hiller; no goal, 11/27/07 @ VAN
Milan Michalek vs. J.S. Giguere; no goal, 12/16/07 vs. SJ
Torrey Mitchell vs. J. S. Giguere; no goal, 12/17/09 vs. SJ
Jamie Benn vs. Jonas Hiller; no goal, 11/12/10 vs. DAL
Olli Jokinen vs. Curtis McElhinney; no goal, 2/11/11 @ CGY
Martin Erat vs. Jonas Hiller; goal, 11/9/11 vs. NSH
David Booth vs. Jonas Hiller; no goal, 4/3/12 @ VAN
Alex Burrows vs. Jonas Hiller; no goal, 1/25/13 vs. VAN
Dustin Brown vs. Jonas Hiller; no goal, 2/25/13 @ LA
James Van Riemsdyk vs. Jonas Hiller; no goal, 11/22/14 @ TOR
Anze Kopitar vs. Jonas Hiller; no goal, 1/25/14 @ LA*
Brad Malone vs. Frederik Andersen; goal, 2/3/15 vs. CAR

*Game Played at Dodger Stadium





BY THE DUCKS (103)

1993-94 (3)

12/15/93 @ Toronto, 1-0 (Guy Hebert - 38 saves)
12/28/93 @ N.Y. Islanders, 3-0 (Ron Tugnutt - 38 saves)
2/4/94 vs. Vancouver, 3-0 (Guy Hebert - 22 saves)

1994-95 (2)

3/15/95 @ Calgary, 5-0 (Guy Hebert - 29 saves)
4/17/95 vs. San Jose, 3-0 (Guy Hebert - 27 saves)

1995-96 (4)

11/1/95 vs. St. Louis, 3-0 (Guy Hebert - 28 saves)
3/13/96 vs. Colorado, 4-0 (Guy Hebert - 27 saves)
4/3/96 vs. Edmonton, 1-0 (Guy Hebert - 27 saves)
4/8/96 vs. Vancouver, 2-0 (Guy Hebert - 32 saves)

1996-97 (6)

10/9/96 @ Chicago, 2-0 (Mikhail Shtalenkov - 26 saves)
11/23/96 @ San Jose, 3-0 (Guy Hebert - 25 saves)
11/29/96 vs. Chicago, 2-0 (Guy Hebert - 27 saves)
12/20/96 vs. Calgary, 2-0 (Guy Hebert - 39 saves)
1/1/97 @ Florida, 3-0 (Guy Hebert - 28 saves)
3/30/97 @ Detroit, 1-0, OT (Mikhail Shtalenkov - 26 saves)

1997-98 (4)

10/30/97 @ Boston, 3-0 (Guy Hebert - 25 saves)
11/22/97 @ St. Louis, 2-0 (Guy Hebert - 23 saves)
11/26/97 vs. New Jersey, 2-0 (Guy Hebert - 29 saves)
2/30/98 @ Edmonton, 4-0 (Mikhail Shtalenkov - 26 saves)

1998-99 (7)

10/21/98 vs. Boston, 3-0 (Guy Hebert - 26 saves)
11/14/98 @ Calgary, 1-0 (Guy Hebert - 24 saves)
12/11/98 vs. Washington, 1-0 (Guy Hebert - 31 saves)
12/13/98 vs. Los Angeles, 3-0 (Guy Hebert - 35 saves)
12/22/98 @ Colorado, 1-0 (Dominic Roussel - 45 saves)
2/3/99 vs. Chicago, 3-0 (Guy Hebert - 35 saves)
4/11/99 vs. Phoenix, 3-0 (Guy Hebert - 40 saves)

1999-00 (5)

10/8/99 vs. Dallas, 3-0 (Guy Hebert - 37 saves)
11/9/99 @ Toronto, 2-0 (Guy Hebert - 19 saves)
12/17/99 vs. Chicago, 2-0 (Guy Hebert - 21 saves)
12/26/99 @ San Jose, 1-0 (Dominic Roussel - 26 saves)
3/5/00 vs. Nashville, 1-0 (Guy Hebert - 33 saves)

2000-01 (6)

12/3/00 vs. Los Angeles, 4-0 (Guy Hebert - 29 saves)
12/8/00 @ Minnesota, 1-0 (Guy Hebert - 27 saves)
2/21/01 vs. San Jose, 1-0 (J.S. Giguere - 24 saves)
3/4/01 vs. Los Angeles, 4-0 (J.S. Giguere - 25 saves)
3/11/01 vs. Nashville, 1-0 (J.S. Giguere - 31 saves)
3/13/01 @ Nashville, 2-0 (J.S. Giguere - 33 saves)

2001-02 (5)

11/4/01 vs. Atlanta, 5-0 (J.S. Giguere - 24 saves)
12/8/01 vs. Calgary, 4-0 (Giguere/Shields - 18 saves)
12/23/01 @ Phoenix, 4-0 (J.S. Giguere - 24 saves)
1/28/02 @ St. Louis, 1-0 (J.S. Giguere - 15 saves)
4/5/02 vs. Edmonton, 2-0 (J.S. Giguere - 26 saves)

2002-03 (9)

11/10/02 vs. Minnesota, 1-0 (J.S. Giguere - 26 saves)
12/8/02 vs. Nashville, 3-0 (J.S. Giguere - 20 saves)
12/11/02 vs. Washington, 3-0 (J.S. Giguere - 26 saves)
12/15/02 vs. Pittsburgh, 5-0 (J.S. Giguere - 19 saves)
12/22/02 vs. Phoenix, 4-0 (J.S. Giguere - 24 saves)
1/18/03 @ Minnesota, 1-0 (J.S. Giguere - 33 saves)
2/19/03 vs. Columbus, 2-0 (J.S. Giguere - 26 saves)
2/23/03 @ Carolina, 4-0 (Martin Gerber - 28 saves)
3/24/03 vs. Columbus, 5-0 (J.S. Giguere - 29 saves)

2003-04 (5)

10/21/03 @ San Jose, 2-0 (Martin Gerber - 34 saves)
12/7/03 vs. Dallas, 4-0 (Martin Gerber - 32 saves)
12/19/03 vs. Colorado, 1-0 (J.S. Giguere - 38 saves)
12/29/03 @ Tampa Bay, 2-0 (J.S. Giguere - 31 saves)

BY OPPONENTS (112)

1993-94 (9)

10/20/93 @ New Jersey, 4-0 (Martin Brodeur - 17 saves)
11/27/93 @ San Jose, 1-0 (Arturs Irbe - 15 saves)
12/19/93 @ Chicago, 2-0 (Ed Belfour - 22 saves)
12/30/93 @ Washington, 3-0 (Rick Tabaracci - 26 saves)
2/18/94 vs. Quebec, 1-0 (Stephane Fiset - 28 saves)
3/6/94 @ San Jose, 6-0 (Arturs Irbe - 25 saves)
3/8/94 @ Chicago (in Phoenix), 3-0 (Ed Belfour - 31 saves)
3/9/94 vs. Buffalo, 3-0 (Dominik Hasek - 24 saves)
4/11/94 vs. Calgary, 3-0 (Mike Vernon - 27 saves)

1994-95 (6)

2/7/95 vs. Chicago, 3-0 (Ed Belfour - 16 saves)
2/12/95 @ Edmonton, 2-0 (Bill Ranford - 29 saves)
3/3/95 @ Dallas, 4-0 (Darcy Wakaluk - 27 saves)
3/5/95 @ Chicago, 3-0 (Ed Belfour - 16 saves)
4/7/95 vs. Dallas, 2-0 (Andy Moog - 18 saves)
4/11/95 @ Vancouver, 5-0 (Kirk McLean - 25 saves)

1995-96 (2)

11/22/95 @ Edmonton, 2-0 (Bill Ranford - 31 saves)
1/12/96 @ Chicago, 3-0 (Jeff Hackett - 13 saves)

1996-97 (1)

10/22/96 @ Philadelphia, 3-0 (Ron Hextall - 12 saves)

1997-98 (11)

10/13/97 vs. Boston, 3-0 (Jim Carey - 27 saves)
11/16/97 vs. Dallas, 4-0 (Ed Belfour - 31 saves)
11/19/97 vs. Chicago, 4-0 (Jeff Hackett - 27 saves)
11/24/97 @ Dallas, 5-0 (Ed Belfour - 13 saves)
12/3/97 @ Buffalo, 4-0 (Dominik Hasek - 29 saves)
12/10/97 vs. PIT, 3-0 (Tom Barrosso - 28 saves)
12/28/97 @ Chicago, 2-0 (Jeff Hackett - 27 saves)
1/14/98 vs. Colorado, 2-0 (Patrick Roy - 33 saves)
3/4/98 vs. Detroit, 2-0 (Kevin Hodson - 35 saves)
3/6/98 vs. San Jose, 3-0 (Mike Vernon - 23 saves)
3/18/98 @ New Jersey, 3-0 (Martin Brodeur - 25 saves)

1998-99 (5)

10/10/98 @ Washington, 1-0 (Olaf Kolzig - 29 saves)
10/13/98 @ Montreal, 1-0 (Jacelyn Thibault - 30 saves)
1/30/99 @ Edmonton, 1-0 (Mikhail Shtalenkov - 22 saves)
3/12/99 @ Dallas, 4-0 (Ed Belfour - 27 saves)
3/13/99 @ Phoenix, 1-0 (Nikolai Khabibulin - 27 saves)

1999-00 (5)

10/2/99 @ Dallas, 2-0 (Ed Belfour - 22 saves)
10/5/99 @ Phoenix, 4-0 (Mikhail Shtalenkov - 21 saves)
10/31/99 vs. Phoenix, 3-0 (Mikhail Shtalenkov - 33 saves)
1/12/00 vs. Ottawa, 2-0 (Ron Tugnutt - 32 saves)
1/17/00 vs. Buffalo, 5-0 (Martin Biron - 17 saves)

2000-01 (8)

11/15/00 vs. Colorado, 3-0 (Patrick Roy - 41 saves)
12/5/00 @ St. Louis, 1-0 (Roman Turek - 19 saves)
12/10/00 vs. Dallas, 1-0 (Ed Belfour - 29 saves)
1/12/01 vs. Buffalo, 4-0 (Dominik Hasek - 21 saves)
1/14/01 @ Carolina, 4-0 (Arturs Irbe - 27 saves)
1/24/01 vs. Minnesota, 5-0 (Manny Fernandez - 20 saves)
1/31/01 vs. Nashville, 3-0 (Mike Dunham - 26 saves)
3/21/01 @ Dallas, 8-0 (Ed Belfour - 17 saves)

2001-02 (5)

11/9/01 vs. Detroit, 1-0 (Dominik Hasek - 19 saves)
11/21/01 @ Florida, 6-0 (Roberto Luongo - 30 saves)
11/28/01 vs. Edmonton, 2-0 (Jussi Markkanen - 27 saves)
12/12/01 vs. Vancouver, 1-0 (Dan Cloutier - 26 saves)
4/14/02 @ Los Angeles, 1-0 (Jamie Storr - 23 saves)

2002-03 (5)

11/22/02 vs. Dallas, 4-0 (Marty Turco - 31 saves)
12/4/02 vs. Buffalo, 4-0 (Martin Biron - 22 saves)
1/3/03 vs. Philadelphia, 1-0 (Robert Esche - 28 saves)
1/8/03 vs. Edmonton, 1-0 (Jussi Markkanen - 32 saves)

ALL-TIME SHUTOUTS

3/3/04 vs. Minnesota, 2-0 (J.S. Giguere - 28 saves)
2/25/03 @ Tampa Bay, 2-0 (Nikolai Khabibulin - 24 saves)

2005-06 (3)

1/21/06 vs. Florida, 1-0 (J.S. Giguere - 30 saves)
1/26/06 @ San Jose, 2-0 (Ilya Bryzgalov - 24 saves)
2/4/06 @ San Jose, 2-0 (J.S. Giguere - 35 saves)

2006-07 (5)

10/9/06 vs. St. Louis, 2-0 (J.S. Giguere - 34 saves)
10/28/06 @ Chicago, 3-0 (Ilya Bryzgalov - 14 saves)
11/9/06 @ Vancouver, 6-0 (J.S. Giguere - 20 saves)
11/21/06 vs. San Jose, 5-0 (J.S. Giguere - 23 saves)
12/6/06 vs. Nashville, 4-0 (J.S. Giguere - 21 saves)

2007-08 (4)

12/18/07 @ San Jose, 2-0 (J.S. Giguere - 20 saves)
1/9/08 vs. Toronto, 5-0 (J.S. Giguere - 28 saves)
2/1/08 @ St. Louis, 0-1* (J.S. Giguere - 20 saves) *SOL
2/5/08 @ NY Islanders, 3-0 (J.S. Giguere - 25 saves)

2008-09 (6)

10/17/08 vs. San Jose, 4-0 (J.S. Giguere - 38 saves)
11/4/08 @ Los Angeles, 1-0 (J.S. Giguere - 35 saves)
11/16/08 vs. Los Angeles, 2-0 (Jonas Hiller - 29 saves)
11/28/08 vs. Chicago, 1-0 (Jonas Hiller - 26 saves)
1/4/09 vs. Phoenix, 2-0 (Jonas Hiller - 29 saves)
1/17/09 @ Minnesota, 3-0 (Jonas Hiller - 30 saves)

2009-10 (3)

11/5/09 vs. Nashville, 4-0 (Jonas Hiller - 40 saves)
11/27/09 vs. Chicago, 3-0 (J.S. Giguere - 28 saves)
2/1/10 @ Florida, 3-0 (Jonas Hiller - 33 saves)

2010-11 (7)

11/10/10 vs. NY Islanders, 1-0 (Curtis McElhinney - 27 saves)
11/29/10 vs. Los Angeles, 2-0 (Jonas Hiller - 27 saves)
12/20/10 @ Boston, 3-0 (Jonas Hiller - 45 saves)
1/7/11 vs. Columbus, 6-0 (Jonas Hiller - 27 saves)
1/9/11 vs. San Jose, 1-0 (Jonas Hiller - 37 saves)
2/5/11 @ Colorado, 3-0 (Curtis McElhinney - 25 saves)
2/13/11 @ Edmonton, 4-0 (Jonas Hiller - 12 saves)

2011-12 (4)

10/14/11 vs. San Jose, 1-0 (Jonas Hiller - 31 saves)
1/13/12 @ Edmonton, 5-0 (Jonas Hiller - 33 saves)
2/19/12 @ Florida, 2-0 (Jonas Hiller - 31 saves)
3/14/12 vs. Detroit, 4-0 (Jonas Hiller - 23 saves)

2012-13 (5)

2/6/13 @ Colorado, 3-0 (Viktor Fasth - 31 saves)
3/6/13 vs. Phoenix, 2-0 (Jonas Hiller - 18 saves)
3/8/13 vs. Calgary, 4-0 (Viktor Fasth - 29 saves)
4/1/13 @ Dallas, 4-0 (Viktor Fasth - 26 saves)
4/22/13 @ Edmonton, 3-0 (Viktor Fasth - 24 saves)

2013-14 (6)

10/10/13 vs. NY Rangers, 6-0 (Jonas Hiller - 34 saves)
11/22/13 vs. Tampa Bay, 1-0 (Jonas Hiller - 31 saves)
1/12/14 vs. Detroit, 1-0 (Jonas Hiller - 22 saves)
1/25/14 @ Los Angeles*, 3-0 (Jonas Hiller - 36 saves)
2/28/14 vs. St. Louis, 1-0 (Jonas Hiller - 18 saves)
4/7/14 @ Vancouver, 3-0 (John Gibson - 18 saves)

2014-15 (4)

10/19/14 vs. St. Louis, 3-0 (Frederik Andersen - 28 saves)
10/28/14 @ Chicago, 1-0 (John Gibson - 38 saves)
1/14/15 vs. Toronto, 4-0 (Frederik Andersen - 28 saves)
1/27/15 @ Vancouver, 4-0 (Frederik Andersen - 17 saves)

2003-04 (5)

10/12/03 vs. Phoenix, 2-0 (Sean Burke - 31 saves)
10/17/03 vs. Ottawa, 3-0 (Patrick Lalime - 27 saves)
12/13/03 @ San Jose, 2-0 (Evgeni Nabokov - 28 saves)
1/15/04 @ Edmonton, 1-0 (Tommy Salo - 28 saves)
2/22/04 @ Dallas, 4-0 (Marty Turco - 14 saves)

2005-06 (4)

11/4/05 vs. San Jose, 1-0 (Nolan Schaefer - 21 saves)
12/28/05 @ Columbus, 1-0 (Marc Denis - 40 saves)
3/1/06 vs. Detroit, 2-0 (Chris Osgood - 24 saves)
4/11/06 @ Calgary, 3-0 (Miikka Kiprusoff - 32 saves)

2006-07 (6)

11/10/06 @ Calgary, 3-0 (Miikka Kiprusoff - 37 saves)
12/23/06 @ Phoenix, 2-0 (Mikael Tellqvist - 29 saves)
2/3/07 @ Nashville, 3-0 (Tomas Vokoun - 36 saves)
2/10/07 @ Dallas, 1-0 (Mike Smith - 32 saves)
2/13/07 @ Colorado, 2-0 (Peter Budaj - 39 saves)
3/26/07 @ Detroit, 1-0 (Dominik Hasek - 25 saves)

2007-08 (10)

10/5/07 @ Columbus, 4-0 (Pascal Leclaire - 28 saves)
10/14/07 vs. Minnesota, 2-0 (Josh Harding - 37 saves)
10/25/07 vs. Phoenix, 1-0 (Alexander Auld - 31 saves)
11/5/07 vs. Dallas, 5-0 (Marty Turco - 19 saves)
11/27/07 @ Vancouver, 4-0 (Roberto Luongo - 26 saves)
12/2/07 vs. Edmonton, 4-0 (Mathieu Garon - 25 saves)
2/1/08 @ St. Louis, 1-0 (Manny Legace - 30 saves)
2/2/08 @ Philadelphia, 3-0 (Martin Biron - 27 saves)
3/5/08 @ Chicago, 3-0 (Corey Crawford - 19 saves)
3/6/08 @ Colorado, 1-0 (Jose Theodore - 27 saves)

2008-09 (5)

12/11/08 @ San Jose, 2-0 (Evgeni Nabokov - 31 saves)
12/31/08 vs. Columbus, 2-0 (Steve Mason - 27 saves)
2/4/09 @ Minnesota, 3-0 (Niklas Backstrom - 34 saves)
2/26/09 @ Boston, 6-0 (Tim Thomas - 35 saves)
3/15/09 vs. San Jose, 1-0 (Evgeni Nabokov - 34 saves)

2009-10 (6)

10/11/09 @ NY Rangers, 3-0 (Stephen Valiquette - 18 svs)
10/17/09 vs. St. Louis, 5-0 (Ty Conklin - 26 saves)
12/23/09 @ Phoenix, 4-0 (Ilya Bryzgalov - 21 saves)
1/14/10 @ Los Angeles, 4-0 (Jonathan Quick - 22 saves)
3/6/10 @ Phoenix, 4-0 (Ilya Bryzgalov - 32 saves)
3/12/10 vs. Nashville, 1-0 (Pekka Rinne - 31 saves)

2010-11 (4)

10/8/10 @ Detroit, 4-0 (Jimmy Howard - 21 saves)
12/3/10 vs. Detroit, 4-0 (Jimmy Howard - 41 saves)
12/5/10 vs. Phoenix, 3-0 (Ilya Bryzgalov - 26 saves)
3/6/11 vs. Vancouver, 3-0 (Cory Schneider - 26 saves)

2011-12 (7)

10/29/11 @ Nashville, 3-0 (Pekka Rinne - 20 saves)
11/5/11 @ Detroit, 5-0 (Jimmy Howard - 22 saves)
1/12/12 @ Calgary, 1-0 (Miikka Kiprusoff - 23 saves)
1/24/12 @ Dallas, 1-0 (Kari Lehtonen - 27 saves)
2/29/12 vs. Buffalo, 2-0 (Ryan Miller - 43 saves)
3/10/12 @ Dallas, 2-0 (Kari Lehtonen - 21 saves)
3/31/12 @ Phoenix, 4-0 (Mike Smith - 44 saves)

2012-13 (2)

1/25/13 vs. Vancouver, 5-0 (Cory Schneider - 30 saves)
3/27/13 @ San Jose, 4-0 (Antti Niemi - 22 saves)

2013-14 (2)

2/1/14 vs. Dallas, 2-0 (Dan Ellis - 26 saves)
2/5/14 vs. Chicago, 2-0 (Corey Crawford - 29 saves)

2014-15 (4)

10/30/14 @ St. Louis, 2-0 (Jake Allen - 24 saves)
12/31/14 vs. San Jose, 3-0 (Antti Niemi - 28 saves)
2/25/15 vs. Ottawa, 3-0 (Andrew Hammond - 25 saves)
4/8/15 vs. Dallas, 4-0 (Jhonas Enroth - 19 saves)

*Game Played at Dodger Stadium



REGULAR SEASON

FIVE-OR-MORE POINTS

Player	Date	Opponent	Goals	Assists	Points	+/-
Teemu Selanne	3/28/11	vs. Colorado	3	2	5	+2
Corey Perry	12/12/10	vs. Minnesota	3	2	5	+4
Jason Blake	3/31/10	@ Colorado	1	4	5	+4
Corey Perry	10/31/08	vs. Vancouver	1	4	5	+0
Ryan Getzlaf	10/29/08	vs. Detroit	0	5	5	+1
Teemu Selanne	2/24/08	vs. Chicago	3	2	5	+3
Teemu Selanne	11/19/06	vs. Phoenix	0	5	5	+2
Paul Kariya	12/18/02	vs. St. Louis	2	3	5	+2
Teemu Selanne	2/19/01	vs. Calgary	2	3	5	+3
Paul Kariya	2/16/00	vs. Calgary	1	4	5	+2
Teemu Selanne	1/1/99	@ Buffalo	3	2	5	+4
Paul Kariya	1/21/98	vs. Florida	3	2	5	+5
Dmitri Mironov	12/12/97	vs. Washington	0	5	5	+5
Paul Kariya	12/20/96	vs. Calgary	2	3	5	+5
Teemu Selanne	10/10/96	@ Colorado	2	3	5	+3

THREE-OR-MORE GOALS

Player	Date	Opponent	Goals
Corey Perry	1/14/15	vs. Toronto	3
Corey Perry	10/22/14	vs. Buffalo	3
Corey Perry	10/9/14	@ Pittsburgh	3
Ryan Getzlaf	12/21/13	@ NY Islanders	3
Ryan Getzlaf	11/8/13	vs. Buffalo	3
Andrew Coglian	3/2/13	@ Phoenix	3
Kyle Palmieri	2/27/13	vs. Nashville	3
Nick Bonino	2/2/13	vs. Los Angeles	3
Corey Perry	2/12/12	@ Columbus	3
Andrew Coglian	1/31/12	@ Phoenix	3
Saku Koivu	1/10/12	vs. Dallas	3
Corey Perry	1/8/12	vs. Columbus	3
Corey Perry	4/6/11	vs. San Jose	3
Teemu Selanne	3/28/11	vs. Colorado	3
Lubomir Visnovsky	3/4/11	vs. Dallas	3
Corey Perry	2/5/11	@ Colorado	3
Bobby Ryan	1/12/11	vs. St. Louis	3
Corey Perry	12/12/10	vs. Minnesota	3
Bobby Ryan	11/27/10	@ Phoenix	3
Bobby Ryan	1/8/09	@ Los Angeles	3
Teemu Selanne	10/29/08	vs. Detroit	3
Teemu Selanne	2/24/08	vs. Chicago	3
Teemu Selanne	1/11/07	@ Dallas	3
Chris Kunitz	11/19/06	vs. Phoenix	3
Jonathan Hedstrom	1/9/06	vs. Los Angeles	3
Vaclav Prospal	1/23/04	vs. Minnesota	3
Paul Kariya	10/31/02	@ Boston	3
Paul Kariya	2/6/02	vs. Philadelphia	3
Paul Kariya	1/14/02	vs. Nashville	3
Paul Kariya	3/29/01	@ San Jose	3
Paul Kariya	2/19/01	vs. Calgary	3
Teemu Selanne	2/1/01	@ Phoenix	3
Marty McInnis	10/23/00	vs. Los Angeles	3
Teemu Selanne	11/26/99	@ Dallas	3
Teemu Selanne	1/1/99	@ Buffalo	3
Teemu Selanne	3/22/98	@ Ottawa	3
Paul Kariya	1/21/98	vs. Florida	3
Teemu Selanne	11/10/97	vs. San Jose	3
Teemu Selanne	10/26/97	@ N.Y. Rangers	3
Paul Kariya	1/23/97	@ Phoenix	3
Paul Kariya	1/10/97	vs. Buffalo	3
Teemu Selanne	11/1/96	vs. San Jose	3
Garry Valk	3/22/96	@ St. Louis	3
Teemu Selanne	3/17/96	vs. St. Louis	3
Teemu Selanne	2/25/96	vs. San Jose	3
Terry Yake	10/19/93	@ N.Y. Rangers	3

FOUR-OR-MORE ASSISTS

Player	Date	Opponent	Assists
Ryan Getzlaf	10/29/08	vs. Detroit	5
Teemu Selanne	11/19/06	vs. Phoenix	5
Dmitri Mironov	12/12/97	vs. Washington	5
F. Beauchemin	2/24/13	@ Colorado	4
Ryan Getzlaf	1/13/12	@ Edmonton	4
Ryan Getzlaf	4/6/11	vs. San Jose	4
Ryan Getzlaf	11/27/10	@ Phoenix	4
Jason Blake	3/31/10	@ Colorado	4
Ryan Getzlaf	4/4/09	@ Vancouver	4
Corey Perry	10/31/08	vs. Vancouver	4
Andy McDonald	1/11/07	@ Dallas	4
Ryan Getzlaf	3/24/06	vs. Nashville	4
Rob Niedermayer	3/21/04	vs. Detroit	4
Niclas Havelid	1/23/04	vs. Minnesota	4
Matt Cullen	12/15/02	vs. Pittsburgh	4
Paul Kariya	2/16/00	vs. Calgary	4
Fredrik Olausson	1/1/99	@ Buffalo	4
Paul Kariya	12/16/98	vs. Nashville	4
Teemu Selanne	12/1/98	@ Pittsburgh	4
Shaun Van Allen	3/9/95	vs. Detroit	4

ALL-TIME TOP GAMES BY DUCKS

45-OR-MORE SAVES

Golftender	Date	Opponent	Saves	Shots Faced	Final Score
Jonas Hiller	12/19/08	@ Edmonton	51	53	3-2 win (SO)
J.S. Giguere	3/21/04	vs. Detroit	51	57	8-6 win
Mikhail Shtalenkov	3/22/98	@ Ottawa	51	53	5-2 win
Frederik Andersen	3/2/14	vs. Carolina	49	52	5-3 win
Jonas Hiller	12/3/13	vs. Los Angeles	49	51	3-2 loss (SO)
Jonas Hiller	4/8/10	@ Dallas	49	51	3-2 loss (SO)
J.S. Giguere	10/25/08	@ Montreal	47	51	6-4 win
Guy Hebert	2/1/98	vs. Chicago	47	50	4-3 win (OT)
Jonas Hiller	2/3/10	vs. Detroit	46	47	3-1 win
Ron Tugnutt	11/21/93	@ Edmonton	46	48	4-2 win
Jonas Hiller	12/20/10	@ Boston	45	45	3-0 win
Jonas Hiller	10/9/10	@ Nashville	45	49	4-1 loss
Guy Hebert	2/3/00	@ Philadelphia	45	48	3-3 tie (OT)
Dominic Roussel	12/22/98	@ Colorado	45	45	1-0 win
Guy Hebert	12/27/96	@ N.Y. Rangers	45	48	3-2 loss

ALL-TIME TOP INDIVIDUAL SCORING STREAKS BY DUCKS

POINT STREAKS

C. Perry – 19 gms. (10/21/09-12/1/09), 10-16=26 pts.
 T. Selanne – 17 gms. (2/3/99-3/10/99), 15-14=29 pts.
 R. Getzlaf – 15 gms. (12/22/07-1/23/08), 6-16=22 pts.
 T. Selanne – 15 gms. (2/10/96-3/17/96), 12-12=24 pts.
 R. Getzlaf* – 14 gms. (11/15/13-12/15/13), 6-11=17 pts.
 T. Selanne – 13 gms. (1/21/00-2/18/00), 8-14=22 pts.
 P. Kariya – 12 gms. (3/19/97-4/11/97), 10-9=19 pts.
 T. Selanne – 12 gms. (12/30/96-1/27/97), 9-10=19 pts.
 R. Getzlaf – 11 gms. (10/21/09-11/14/09), 2-17=19 pts.
 A. McDonald – 11 gms. (1/23/06-2/12/06), 5-13=18 pts.
 P. Kariya – 11 gms. (11/6/98-11/27/98), 7-9=16 pts.
 T. Selanne – 11 gms. (10/21/97-11/10/97), 17-2=19 pts.

GOAL STREAKS

T. Selanne – 11 gms. (10/21/98-11/10/98), 17 goals
 T. Selanne – 8 gms. (2/17/99-3/5/99), 10 goals
 C. Perry – 7 gms. (11/29/13-11/11/13), 8 goals
 P. Kariya – 6 gms. (1/19/00-1/31/00), 10 goals
 C. Perry – 5 gms. (3/19/11-3/26/11), 8 goals
 B. Ryan – 5 gms. (1/17/09-1/28/09), 5 goals
 T. Selanne – 5 gms. (11/22/05-11/30/05), 5 goals
 T. Selanne – 5 gms. (1/21/00-1/31/00), 6 goals
 F. Olsson – 5 gms. (1/8/99-1/18/99), 5 goals
 T. Selanne – 5 gms. (1/3/97-1/12/97), 5 goals
 M. Sillinger – 5 gms. (11/3/95-11/11/95), 5 goals

ASSIST STREAKS

C. Perry – 10 gms. (11/13/09-12/1/09), 11 asst.
 R. Getzlaf – 10 gms. (10/24/09-11/14/09), 17 asst.
 R. Getzlaf – 8 gms. (10/25/08-11/7/08), 12 asst.
 S. Niedermayer – 8 gms. (12/26/06-1/11/07), 10 asst.
 F. Beauchemin – 7 gms. (1/26/06-2/8/06), 8 asst.
 C. Perry – 7 gms. (10/21/08-11/2/08), 11 asst.
 T. Selanne – 7 gms. (3/26/99-4/7/99), 9 asst.
 P. Kariya – 7 gms. (12/6/98-12/21/98), 11 asst.
 G. Valk – 7 gms. (11/9/93-11/22/93), 7 asst.
 R. Getzlaf – 6 gms. (11/16/11-11/30/11), 9 asst.

*Unofficial 16 gms. (missed two games due to injury)





POINTS

	G	A	PTS
Teemu Selanne	457	531	988
Ryan Getzlaf	208	470	678
Paul Kariya	300	369	669
Corey Perry	296	306	602
Steve Ruchin	153	279	432
Bobby Ryan	147	142	289
Scott Niedermayer	60	204	264
Andy McDonald	92	167	259
Matt Cullen	65	135	200
Chris Kunitz	81	111	192

GOALS

Teemu Selanne	457
Paul Kariya	300
Corey Perry	296
Ryan Getzlaf	208
Steve Ruchin	153
Bobby Ryan	147
Andy McDonald	92
Chris Kunitz	81
Matt Cullen	65
Petr Sykora	64
Saku Koivu	64

ASSISTS

Teemu Selanne	531
Ryan Getzlaf	470
Paul Kariya	369
Corey Perry	306
Steve Ruchin	279
Scott Niedermayer	204
Andy McDonald	167
Bobby Ryan	142
Matt Cullen	135
Saku Koivu	127

GAMES PLAYED

Teemu Selanne	966
Corey Perry	722
Ryan Getzlaf	710
Steve Ruchin	616
Paul Kariya	606
Ruslan Salei	594
Samuel Pahlsson	527
Francois Beauchemin	525
Matt Cullen	427
Todd Marchant	421

PLUS-MINUS

Ryan Getzlaf	+124
Teemu Selanne	+120
Corey Perry	+92
Chris Kunitz	+60

Hampus Lindholm

Paul Kariya	+54
Francois Beauchemin	+52
Bobby Ryan	+47
Toni Lydman	+40
Bobby Dallas	+31

PIM

Corey Perry	868
George Parros	812
David Karpis	788
Jason Marshall	740
Ruslan Salei	735
Todd Ewen	650
Ryan Getzlaf	626
Stu Grimson	583
Teemu Selanne	471
Warren Rychel	416

POWER PLAY GOALS

Teemu Selanne	182
Paul Kariya	107
Corey Perry	80
Ryan Getzlaf	65
Steve Ruchin	58
Scott Niedermayer	39
Bobby Ryan	36
Andy McDonald	28
Chris Kunitz	26
Marty McInnis	25

POWER PLAY POINTS

	G	A	PTS
Teemu Selanne	182	228	410
Paul Kariya	107	156	263
Ryan Getzlaf	65	186	251
Corey Perry	80	104	184
Scott Niedermayer	39	106	145
Steve Ruchin	58	84	142
Andy McDonald	28	67	95
Chris Pronger	20	74	94
Fredrik Claussan	22	66	88
Oleg Tverdokovsky	18	60	78

SHORTHANDED GOALS

Paul Kariya	16
Samuel Pahlsson	9
Andrew Cogliano	8
Todd Marchant	8
Corey Perry	6
Steve Ruchin	6
Joe Sacco	6
Ryan Getzlaf	5
Jakob Silfverberg	3
Bobby Ryan	3

Rob Niedermayer	3
Bob Corkum	3
Travis Moen	3
Shaun Van Allen	3

SHORTHANDED POINTS

	G	A	PTS
Paul Kariya	16	5	21
Steve Ruchin	6	9	15
Samuel Pahlsson	9	4	13
Todd Marchant	8	4	12
Andrew Cogliano	8	2	10
Corey Perry	6	4	10
Joe Sacco	6	3	9
Ryan Getzlaf	5	3	8
Scott Niedermayer	0	8	8
Saku Koivu	2	5	7

GAME-WINNING GOALS

Teemu Selanne	77
Corey Perry	53
Paul Kariya	44
Ryan Getzlaf	40
Steve Ruchin	23
Bobby Ryan	15
Andy McDonald	15
Chris Kunitz	15
Mike Leclerc	14
Matt Beleskey	14

SHOTS

Teemu Selanne	2,964
Paul Kariya	2,455
Corey Perry	2,213
Ryan Getzlaf	1,676
Steve Ruchin	1,150
Bobby Ryan	1,044
Andy McDonald	914
Francois Beauchemin	891
Ruslan Salei	872
Scott Niedermayer	786

OVERTIME GOALS

Ryan Getzlaf	7
Corey Perry	6
Teemu Selanne	6
Scott Niedermayer	5
Niclas Havelid	4
Cam Fowler	3
Paul Kariya	3
Steve Ruchin	3
Oleg Tverdokovsky	3
Saku Koivu	3

GOALIE STATS

GAMES PLAYED

Jean-Sebastien Giguere	447
Guy Hebert	441
Jonas Hiller	326
Mikhail Shtalenkov	122
Fredrik Andersen	82
Ilya Bryzgalov	77
Martin Gerber	54
Dominic Roussel	51
Steve Shields	33
Curtis McElhinney	31

GOALS-AGAINST AVERAGE*

	GP	GAA
Jean-Sebastien Giguere	447	2.47
Jonas Hiller	326	2.51
Guy Hebert	441	2.75
Mikhail Shtalenkov	122	3.14

SAVE PERCENTAGE*

	GP	SV%
Jonas Hiller	326	.916
Jean-Sebastien Giguere	447	.914
Guy Hebert	441	.911
Mikhail Shtalenkov	122	.897

WINS

Jean-Sebastien Giguere	206
Guy Hebert	173
Jonas Hiller	162
Fredrik Andersen	55
Mikhail Shtalenkov	34
Ilya Bryzgalov	27
Martin Gerber	17
Viktor Fasth	17
John Gibson	16
Dominic Roussel	16

LOSSES

Guy Hebert	202
Jean-Sebastien Giguere	163
Jonas Hiller	110
Mikhail Shtalenkov	53
Ilya Bryzgalov	23
Martin Gerber	23
Steve Shields	20
Fredrik Andersen	17
Dominic Roussel	15
Ron Tugnott	15

STARTS

Jean-Sebastien Giguere	431
Guy Hebert	426
Jonas Hiller	308
Mikhail Shtalenkov	100
Fredrik Andersen	77
Ilya Bryzgalov	57
Martin Gerber	57
Dominic Roussel	47
Steve Shields	31
Viktor Fasth	28

MINUTES

Jean-Sebastien Giguere	25,646
Guy Hebert	25,205
Jonas Hiller	18,378
Mikhail Shtalenkov	6,117
Fredrik Andersen	4,675
Ilya Bryzgalov	3,623
Martin Gerber	2,902
Dominic Roussel	2,525
Steve Shields	1,777
Viktor Fasth	1,733

SAVES

Guy Hebert	11,813
Jean-Sebastien Giguere	11,290
Jonas Hiller	8,424
Mikhail Shtalenkov	2,777
Fredrik Andersen	2,036
Ilya Bryzgalov	1,499
Martin Gerber	1,230
Dominic Roussel	1,098
Steve Shields	771
Ron Tugnott	752

SHOTS AGAINST

Guy Hebert	12,968
Jean-Sebastien Giguere	12,347
Jonas Hiller	9,192
Mikhail Shtalenkov	3,097
Fredrik Andersen	2,219
Ilya Bryzgalov	1,649
Martin Gerber	1,333
Dominic Roussel	1,218
Steve Shields	850
Ron Tugnott	828

SHUTOUTS

Jean-Sebastien Giguere	32
Guy Hebert	27
Jonas Hiller	21
Viktor Fasth	4
Fredrik Andersen	3
Martin Gerber	3
Mikhail Shtalenkov	3
John Gibson	2
Dominic Roussel	2
Ilya Bryzgalov	2
Curtis McElhinney	2

DUCKS HONOR ROLL

ALL-STAR GAME

Alexei Kasatonov - 1994 (New York)
Paul Kariya - 1996 (Boston)
Guy Hebert - 1997 (San Jose)
Paul Kariya - 1997 (San Jose)*
Teemu Selanne - 1997 (San Jose)
Dmitri Mironov - 1998 (Vancouver)
Teemu Selanne - 1998 (Vancouver)*
Paul Kariya - 1999 (Tampa Bay)*
Teemu Selanne - 1999 (Tampa Bay)*
Paul Kariya - 2000 (Toronto)*
Teemu Selanne - 2000 (Toronto)*
Paul Kariya - 2001 (Colorado)*
Paul Kariya - 2002 (Los Angeles)
Paul Kariya - 2003 (Florida)
Andy McDonald - 2007 (Dallas)
Scott Niedermayer (did not play) - 2007 (Dallas)*
Teemu Selanne - 2007 (Dallas)
Ryan Getzlaf - 2008 (Atlanta)
Scott Niedermayer - 2008 (Atlanta)
Corey Perry - 2008 (Atlanta)
Chris Pronger - 2008 (Atlanta)
Ryan Getzlaf - 2009 (Montreal)*
J.S. Giguere - 2009 (Montreal)*
Scott Niedermayer - 2009 (Montreal)*
Corey Perry - 2011 (Carolina)
Jonas Hiller - 2011 (Carolina)
Corey Perry - 2012 (Ottawa)
Ryan Getzlaf - 2015 (Columbus)

*Voted in as starter

ALL-STAR GAME MVP

Teemu Selanne - 1998 (Vancouver)

FIRST TEAM NHL ALL-STAR

Paul Kariya - 1996
Teemu Selanne - 1996
Paul Kariya - 1997
Paul Kariya - 1999
Scott Niedermayer - 2006
Scott Niedermayer - 2007
Corey Perry - 2011
Corey Perry - 2014

SECOND TEAM NHL ALL-STAR

Teemu Selanne - 1998
Teemu Selanne - 1999
Paul Kariya - 2000
Paul Kariya - 2003
Chris Pronger - 2007
Lubomir Visnovsky - 2011
Francois Beauchemin - 2013
Ryan Getzlaf - 2014

NHL ALL-ROOKIE TEAM

Paul Kariya - 1995
Bobby Ryan - 2009
Frederik Andersen - 2014
Hampus Lindholm - 2014

HART MEMORIAL TROPHY

Corey Perry - 2011

LADY BYNG MEMORIAL TROPHY

Paul Kariya - 1996
Paul Kariya - 1997

MAURICE "ROCKET" RICHARD TROPHY

Teemu Selanne - 1999
Corey Perry - 2011

BILL MASTERTON MEMORIAL TROPHY

Teemu Selanne - 2006

CONN SMYTHE TROPHY

J.S. Giguere - 2003
Scott Niedermayer - 2007

GENERAL MANAGER OF THE YEAR AWARD

Bob Murray - 2014

NHL PLAYER OF THE MONTH

Paul Kariya - April, 1996
Paul Kariya - January, 1998
Teemu Selanne - February, 1999
Teemu Selanne - November, 2006
Corey Perry - March, 2011
Corey Perry - October, 2014
Corey Perry - October, 2015
Ryan Getzlaf - December, 2015

NHL ROOKIE OF THE MONTH

Bobby Ryan - January, 2009

NHL PLAYER OF THE WEEK

Guy Hebert - March 25, 1996
Paul Kariya - April 8, 1996
Teemu Selanne - October 27, 1997
Teemu Selanne - January 19, 1998
Paul Kariya - January 26, 1998
Teemu Selanne - February 29, 1999
J.S. Giguere - December 15, 2002
Teemu Selanne - March 26, 2006
Ryan Getzlaf - January 20, 2007
Teemu Selanne - February 24, 2008
Ryan Getzlaf/Corey Perry/Teemu Selanne - November 3, 2008
Corey Perry - April 4, 2011
Jonas Hiller - February, 20, 2012



SKATERS

(AMONG PLAYERS THAT PLAYED IN AT LEAST ONE GAME WITH ANAHEIM)

PLAYER	SEASONS	POS-NO.	GP	G	A	PTS	PIM	+/-
Aalto, Antti	1997-01	C - 44/14	151	11	17	28	52	-25
Selected by Anaheim in the sixth round (134th overall) of the 1993 NHL Entry Draft. Became a free agent, July 1, 2001.								
Allen, Bryan	2012-15	D - 5/55	115	0	17	17	113	+21
Signed as a free agent, July 1, 2012. Traded to Montreal for Rene Bourque, Nov. 20, 2014.								
Antoski, Shawn	1996-98	LW - 19/11	11	1	0	1	20	+2
Acquired from Pittsburgh with Dmitri Mironov in exchange for Alex Hicks and Fredrik Olausson, Nov. 19, 1996. Became a free agent, July 1, 1998.								
Armstrong, Chris	2003-04	D - 41	4	0	1	1	0	-1
Signed as a free agent, June 26, 2003. Became a free agent, July 1, 2004.								
Artyukhin, Evgeny	2009-10	LW - 24	37	4	5	9	41	0
Acquired from Tampa Bay in exchange for Drew Miller and a third-round draft pick in the 2010 NHL Entry Draft, Aug. 13, 2009. Traded to Atlanta for Nathan Oystriick and a conditional draft pick in 2011 NHL Entry Draft, Mar. 1, 2010.								
Balmochnykh, Maxim	1999-00	RW - 18	6	0	1	1	2	+2
Selected by Anaheim in the second round (45th overall) of the 1997 NHL Entry Draft. Traded to New Jersey with Oleg Tverdokovsky and Jeff Friesen for Petr Sykora, Mike Commodore, J.F. Dampousse and Igor Pohanka, July 6, 2002.								
Banham, Frank	1996-00	RW - 39/29/25	27	9	2	11	14	-8
Signed as a free agent, Jan. 22, 1996. Became a free agent, July 1, 2000.								
Bannister, Drew	1997-98 & 2001-02	D - 5/36	28	0	6	6	47	-2
Acquired from Edmonton in exchange for Bobby Dallas, Jan. 9, 1998. Traded to Tampa Bay in exchange for a fifth-round selection in the 2000 NHL Entry Draft, Dec. 10, 1998. Signed as a free agent, July 27, 2001. Became a free agent, July 1, 2002.								
Baumgartner, Ken	1996-97	LW/D - 24/22	79	0	12	12	223	0
Acquired from Toronto in exchange for Winnipeg's fourth-round selection (Kim Staal), Mar. 20, 1996. Became a free agent, July 1, 1997.								
Bawa, Robin	1993-94	RW - 26	12	0	1	1	7	-3
Acquired in the 1993 NHL Expansion Draft from San Jose. Became a free agent, July 1, 1994.								
Beauchemin, Francois	2005-09/2011-15	D - 23/24	525	53	126	179	334	+47
Acquired from Columbus with Tyler Wright in exchange for Sergei Fedorov and a fifth-round selection in the 2006 NHL Entry Draft, Nov. 15, 2005. Became a free agent, July 1, 2009. Reacquired from Toronto in exchange for Joffrey Lupul, Jake Gardiner and a conditional fourth-round selection in the 2013 NHL Entry Draft, Feb. 9, 2011. Became a free agent, July 1, 2015.								
Beleskey, Matt	2008-15	LW - 39/64	329	57	55	112	302	+1
Selected by Anaheim in the fourth round (112th overall) of the 2006 NHL Entry Draft. Re-entered NHL Draft. Became a free agent July 1, 2015.								
Bell, Mark	2011-12	LW - 18	5	0	0	0	5	0
Signed as a free agent, July 20, 2011. Became a free agent, July 1, 2012.								
Bellows, Brian	1996-97	LW - 23	62	15	13	28	22	-11
Acquired from Tampa Bay in exchange for a sixth-round selection in the 1997 NHL Entry Draft, Nov. 18, 1996. Became a free agent, July 1, 1997.								
Bergeron, Marc-Andre	2007-08	D - 7	9	0	1	1	4	-2
Acquired from NY Islanders in exchange for a third-round selection in the 2008 NHL Entry Draft, Feb. 26, 2008. Traded to Minnesota in exchange for a third-round selection in the 2008 NHL Entry Draft, June 10, 2008.								
Bertuzzi, Todd	2007-08	LW - 4	68	14	26	40	97	+8
Signed as a free agent, July 2, 2007. Became a free agent, June 28, 2008.								
Bets, Maxim	1993-94	LW - 43	3	0	0	0	0	-3
Acquired from St. Louis with a sixth-round selection in the 1995 NHL Entry Draft in exchange for Alexei Kasatonov on Mar. 21, 1994. Became a free agent, July 1, 1996.								
Blacker, Jesse	2014-15	D - 77	1	0	0	0	0	-2
Acquired from Toronto with a conditional third-round selection and a seventh-round selection in the 2014 NHL Entry Draft in exchange for Peter Holland and Brad Staubitz, Nov. 16, 2013. Traded to Florida with a conditional draft pick in exchange for Colby Robak, Dec. 4, 2014.								
Blake, Jason	2010-12	LW - 26/33	147	29	30	59	57	-15
Acquired from Toronto with Vesa Toskala in exchange for Jean-Sebastien Giguere, Jan. 31, 2010. Became a free agent, July 1, 2012.								
Bochenski, Brandon	2007-08	RW - 12	12	2	2	4	6	+2
Acquired from Boston in exchange for Shane Hnidy and a sixth-round selection in the 2008 NHL Entry Draft, Jan. 2, 2008. Traded to Nashville for future considerations, Feb. 26, 2008.								
Bodie, Troy	2008-11	RW - 50	57	5	3	8	87	-11
Signed as a free agent, July 22, 2008. Claimed on waivers by Carolina from Anaheim, Nov. 16, 2010. Signed as a free agent, Oct. 12, 2011.								
Bonino, Nick	2009-14	C - 13/63	189	33	49	82	48	+9
Acquired from San Jose with Timo Pielmeier and San Jose's 4th round choice (Andrew O'Brien) in 2012 Entry Draft for Travis Moen and Kent Huskins, Mar. 4, 2009. Traded to Vancouver with Luca Sbisa, a first-round selection and a third round selection in 2014 NHL Entry Draft in exchange for Ryan Kesler and a third round selection in the 2015 NHL Entry Draft, June 27, 2014.								
Bourque, Rene	2014-15	LW - 14	30	2	6	8	12	-4
Acquired from Montreal in exchange for Bryan Allen, Nov. 20, 2014. Traded to Columbus with William Karlsson and a second round selection in the 2015 NHL Entry Draft for James Wisniewski and a third round selection in the 2015 NHL Entry Draft, Mar. 2, 2015.								
Boynton, Nick	2009-10	D - 4	42	1	6	7	59	+1
Signed as a free agent, July 9, 2009. Traded to Chicago for future considerations, Mar. 2, 2010.								
Brennan, Kip	2005-06	LW - 37	12	0	1	1	35	-2
Acquired from Atlanta in exchange for Mark Popovic, Aug. 25, 2005. Became a free agent, July 1, 2006.								

STATISTICS OF FORMER DUCKS

Brent, Tim	2006-07	C - 47	15	1	0	1	6	-5
Selected by Anaheim in the second round (37th overall) of the 2002 NHL Entry Draft. Re-entered NHL Draft. Selected again by Anaheim in the third round (75th overall) of the 2004 NHL Entry Draft. Traded to Pittsburgh in exchange for Stephen Dixon, July 20, 2007.								
Brewer, Eric	2014-15	D - 2	9	1	1	2	6	-6
Acquired from Tampa Bay in exchange for a third round selection in the 2015 NHL Entry Draft, Nov. 28, 2014. Traded to Toronto with a fifth round selection in the 2016 NHL Entry Draft for Korbrian Holzer, Mar. 2, 2015.								
Brimanis, Aris	2001-02	D - 37	5	0	0	0	9	-1
Signed as a free agent, Aug. 1, 2001. Became a free agent July 1, 2002.								
Brookbank, Sheldon	2009-12	D - 21	215	4	23	27	300	+16
Acquired from New Jersey in exchange for David McIntyre, Feb. 3, 2009. Became a free agent, July 1, 2012.								
Brown, Mike	2002-03	LW - 44	16	1	1	2	44	0
Claimed off waivers from Vancouver, Oct. 10, 2002. Became a free agent, July 1, 2003.								
Brown, Mike	2008-10	RW - 13	103	8	2	10	166	-1
Acquired from Vancouver in exchange for Nathan McIver, Feb. 4, 2009. Traded to Toronto in exchange for a fifth-round selection in the 2010 NHL Entry Draft, June 26, 2010.								
Burnett, Garrett	2003-04	LW - 55	39	1	2	3	184	0
Signed as a free agent, July 25, 2003. Became a free agent, July 1, 2004.								
Butsayev, Viacheslav	1995-96	C - 15	7	1	0	1	0	-4
Signed as a free agent, Oct. 20, 1995. Became a free agent, July 1, 1996.								
Bylsma, Dan	2000-04	RW - 21	209	10	22	32	62	-11
Signed as a free agent, July 13, 2000. Became a free agent, July 1, 2004.								
Caldar, Kyle	2009-10	LW - 32	14	0	2	2	8	-7
Signed as a free agent, Oct. 28, 2009. Became a free agent, July 1, 2010.								
Campbell, Jim	1995-96	RW - 21	16	2	3	5	36	0
Acquired from Montreal in exchange for Robert Dirk, Jan. 21, 1996. Became a free agent, July 1, 1996.								
Carnback, Patrik	1993-96	RW/C - 21	148	24	38	62	120	-13
Selected by Montreal with Todd Ewen in exchange for a third-round selection in the 1994 NHL Entry Draft, Aug. 10, 1993. Became a free agent, July 1, 1996.								
Carney, Keith	2001-06	D - 3	271	13	48	61	185	+30
Acquired from Phoenix in exchange for a second-round selection in the 2001 NHL Entry Draft, June 19, 2001. Traded to Vancouver with Juha Alen in exchange for Brett Skinner and a second-round selection in the 2006 NHL Entry Draft, Mar. 9, 2006.								
Carter, Ryan	2007-10	C/LW - 52/20	138	12	17	29	141	-3
Signed as a free agent, July 12, 2006. Trade to Carolina in exchange for Stefan Chaput and Matt Kennedy, Nov. 23, 2010.								
Chipchura, Kyle	2009-11	C - 28	95	6	8	14	88	-1
Acquired from Montreal in exchange for a fourth-round selection in the 2012 NHL Entry Draft, Dec. 2, 2009. Became a free agent, June 27, 2011.								
Chistov, Stanislav	2002-04 & 2006-07	LW - 23/24	136	14	34	48	80	-12
Selected by Anaheim in the first round (5th overall) of the 2001 NHL Entry Draft. Traded to Boston in exchange for a third-round selection in the 2008 NHL Entry Draft, Nov. 13, 2006.								
Chouinard, Marc	2000-03	C - 32/11	159	10	13	23	62	-12
Acquired from Winnipeg with Teemu Selanne and a fourth-round selection in the 1996 NHL Entry Draft in exchange for Chad Kilger, Oleg Tverdokavsky and a third-round selection in the 1996 NHL Entry Draft, Feb. 7, 1996. Became a free agent, July 1, 2003.								
Christensen, Erik	2008-10	C/LW - 26	26	2	7	9	8	-5
Acquired from Atlanta in exchange for Eric O'Dell, Mar. 4, 2009. Claimed off waivers by NY Rangers on Dec. 2, 2010.								
Clark, Mat	2011-15	D - 37/73	9	0	1	1	6	+0
Selected by Anaheim in the second round (37th overall) of the 2009 NHL Entry Draft. Traded to Colorado for Michael Sgarbassa, Mar. 2, 2015.								
Corkum, Bob	1993-96	C - 20/19	168	38	44	82	69	-3
Acquired in the 1993 NHL Expansion Draft from Buffalo. Traded to Philadelphia in exchange for Chris Herperger and a seventh-round selection in the 1997 NHL Entry Draft, Feb. 6, 1996.								
Crowley, Mike	1997-01	D - 38/25	67	5	15	20	44	-26
Acquired from Philadelphia with Anatoli Semenov for Brian Wiesenberg, Mar. 19, 1996. Became a free agent, July 1, 2001.								
Cullen, Matt	1997-03	C - 45/11/17	427	65	135	200	168	-39
Selected by Anaheim in the second round (35th overall) of the 1996 NHL Entry Draft. Traded to Florida with Pavel Trnka and a fourth-round selection in the 2003 NHL Entry Draft in exchange for Sandis Ozolinsh and Lance Ward, Jan. 30, 2003.								
Cummins, Jim	2000-02	RW - 19/15	81	5	6	11	167	-12
Signed as a free agent, July 5, 2000. Traded to the NY Islanders in exchange for Dave Roche, Jan. 14, 2002.								
Daigneault, J.J.	1997-98	D - 36	66	4	24	28	50	-5
Acquired from Pittsburgh in exchange for Garry Valk, Feb. 21, 1997. Traded to NY Islanders with Mark Janssens and Joe Sacco in exchange for Travis Green, Doug Houda and Tony Tuzzolino, Feb. 6, 1998.								
Davidsson, Johan	1998-00	C - 22	69	4	5	9	16	-9
Selected by Anaheim in the second round (28th overall) of the 1994 NHL Entry Draft. Traded to NY Islanders with future considerations in exchange for Jorgen Jansson, Mar. 11, 2000.								
DiPenta, Joe	2005-08	D - 33	171	5	16	21	110	+12
Signed as a free agent, Aug. 11, 2005. Became a free agent, July 1, 2008.								
Dirk, Robert	1994-96	D - 5	82	2	5	7	98	+5
Acquired from Chicago in exchange for a fourth-round selection in the 1995 NHL Entry Draft, July 12, 1994. Traded to Montreal in exchange for Jim Campbell, Jan. 21, 1996.								
Dallas, Bobby	1993-98	D - 2	305	28	61	89	213	+31
Acquired in the 1993 NHL Expansion Draft from Detroit. Traded to Edmonton in exchange for Drew Bannister, Jan. 9, 1998.								
Donato, Ted	1999-00	LW - 21	81	11	19	30	26	-3
Acquired from Ottawa with the rights to Antti-Jussi Niemi in exchange for Patrick Lalime, June 18, 1999. Became a free agent, July 1, 2000.								

STATISTICS OF FORMER DUCKS



Douris, Peter	1993-96	RW - 16	151	30	40	70	42	-4
Signed as a free agent, July 22, 1993. Became a free agent, July 1, 1996.								
Drury, Ted	1996-99	C - 13/18	232	21	26	47	225	-18
Acquired from Ottawa with the rights to Marc Moro in exchange for Shaun Van Allen and Jason York, Oct. 1, 1996. Traded to NY Islanders in exchange for Tony Hrkac and Dean Malkoc, Oct. 29, 1999.								
Dvorak, Radek	2012-13	RW - 18	9	4	0	4	2	+2
Signed as a free agent, Mar. 24, 2013. Became a free agent, July 5, 2013.								
Ebbett, Andrew	2007-10	C - 48	53	8	24	32	26	+10
Signed as a free agent, May. 16, 2007. Claimed off waivers by Chicago on Oct. 17, 2009.								
Eminger, Steve	2009-10	D - 7	63	4	12	16	30	+1
Signed as a free agent, Sept. 4, 2009. Traded to NY Rangers in exchange for Aaron Voros and Ryan Hillier, July 9, 2010.								
Elem, Emerson	2012-15	LW - 65/16	112	15	16	31	17	+4
Selected by Anaheim in the 1st round (29th overall) of the 2010 NHL Entry Draft. Traded to NY Rangers with a second-round selection in the 2015 NHL Entry Draft in exchange for Carl Hagelin, a second round and a sixth round selection in the 2015 NHL Entry Draft, June 27, 2015.								
Ewen, Todd	1993-96	RW - 36	153	13	12	25	650	-14
Acquired from Montreal with Patrik Camback in exchange for a third-round selection in the 1994 NHL Entry Draft, Aug. 10, 1993. Became a free agent, July 1, 1996.								
Fedorov, Sergei	2003-05	C - 91	85	31	35	66	44	-6
Signed as a free agent, July 19, 2003. Traded to Columbus with a fifth-round selection in the 2006 NHL Entry Draft in exchange for Tyler Wright and Francois Beauchemin, Nov. 16, 2005.								
Fedoruk, Todd	2005-06	LW - 29	86	4	22	26	210	+8
Acquired from Philadelphia in exchange for a second-round selection in the 2005 NHL Entry Draft, July 29, 2005. Traded to Philadelphia in exchange for a fourth-round selection in the 2007 NHL Entry Draft, Nov. 13, 2006.								
Fedotov, Anatoli	1993-94	D - 34	3	0	0	0	0	-1
Selected by Anaheim in the 10th round (238th overall) of the 1993 NHL Entry Draft. Retired in September, 1994.								
Ferguson, Scott	1998-99	D - 21	2	0	1	1	0	0
Signed as a free agent, July 22, 1998. Became a free agent, July 1, 2000.								
Ferner, Mark	1993-95	D - 3	64	3	6	9	36	-20
Acquired in the 1993 NHL Expansion Draft from Ottawa. Traded to Detroit with Stu Grimson in exchange for Mike Sillinger and Jason York on Apr. 4, 1995.								
Festerling, Brett	2008-11	D - 53	83	0	8	8	33	+4
Signed as a free agent, Sept. 14, 2005. Traded to Montreal with a fifth-round selection in the 2012 NHL Entry Draft in exchange for Maxim Lapierre, Dec. 31, 2010.								
Fistric, Mark	2013-15	D - 28	43	1	4	5	32	+6
Signed as a free agent, Aug. 20, 2013. Released from contract, June 28, 2015.								
Fleischmann, Tomas	2014-15	LW - 14	14	1	5	6	4	+0
Acquired from Florida in exchange for Dany Heatley and a third round selection in the 2015 NHL Entry Draft, Feb. 28, 2015. Became a free agent, July 1, 2015.								
Foster, Kurtis	2011-12	D - 6	9	1	1	2	8	-5
Acquired from Edmonton in exchange for Andy Sutton, July 1, 2011. Traded to New Jersey with Timo Pielmeier in exchange for Rod Pelley, Mark Fraser and a seventh-round draft selection in the 2012 NHL Entry Draft, Dec. 12, 2012.								
Friesen, Jeff	2000-02 & 2005-06	LW - 11/12	114	20	39	59	62	-7
Acquired from San Jose with Steve Shields and future considerations in exchange for Teemu Selanne, Mar. 5, 2001. Traded to New Jersey with Oleg Tverdokovsky and Maxim Balmochnykh for Petr Sykora, Mike Commodore, J.F. Dampousse and Igor Pohanka, July 6, 2002. Acquired from Washington in exchange for a second-round selection in the 2006 NHL Entry Draft, Mar. 9, 2006. Became a free agent, July 1, 2006.								
Gavey, Aaron	2005-06	C - 40	5	0	0	0	2	0
Signed as a free agent, Sept. 12, 2005. Became a free agent, July 1, 2006.								
Gillies, Trevor	2005-06	LW - 42	1	0	0	0	21	0
Acquired from NY Rangers with fourth round pick in 2007 Entry Draft for Steve Rucchin, Aug. 23, 2005. Became a free agent, July 1, 2007.								
Glencross, Curtis	2006-07	C - 46	2	1	0	1	2	-1
Signed as a free agent, Mar. 25, 2004. Traded to Columbus with Zenon Konopka and a conditional seventh-round selection in 2007 or 2008 in exchange for Joe Motzko, Mark Hartigan and a fourth-round selection in the 2007 NHL Entry Draft, Jan. 26, 2007.								
Gordon, Andrew	2011-12	RW - 41	37	2	3	5	6	-10
Signed as a free agent, July 2, 2011. Traded to Vancouver in exchange for Sebastian Erikson, Feb. 27, 2012.								
Grant, Alex	2013-14	D - 51	2	2	0	2	2	+3
Acquired from Pittsburgh in exchange for Harry Zolnierczyk, June 24, 2013. Traded to Ottawa in exchange for Andre Petersson, Mar. 5, 2014.								
Green, Josh	2008-09 & 2010-11	C - 12	12	0	0	0	6	-3
Signed as a free agent, July 22, 2008. Became a free agent, July 1, 2009. Signed as a free agent, July 12, 2010. Became a free agent, July 1, 2011.								
Green, Travis	1998-99 & 2006-07	C - 39	108	19	29	48	103	-14
Acquired from NY Islanders with Doug Houda and Tony Tuzzolino in exchange for J.J. Daigneault, Mark Janssens and Joe Sacco, Feb. 6, 1998. Traded to Phoenix with a first-round selection (Scott Kelman) in the 1999 NHL Entry Draft in exchange for Oleg Tverdokovsky, June 26, 1999. Signed as a free agent, Aug. 10, 2006. Claimed off waivers by Toronto, Jan. 10, 2007.								
Grimson, Stu	1993-95 & 1998-00	LW - 32	231	5	8	13	583	-13
Acquired by Anaheim in the 1993 NHL Expansion Draft from Detroit. Traded to Detroit with Mark Ferner and a sixth-round selection in the 1996 NHL Entry Draft in exchange for Mike Sillinger and Jason York, Apr. 4, 1995. Acquired from Carolina with Kevin Haller in exchange for David Karpis and a fourth-round selection in the 2000 NHL Entry Draft, Aug. 11, 1998. Became a free agent, July 1, 2000.								
Guenin, Nate	2011-12	D - 34	15	2	0	2	6	+6
Acquired from Columbus in exchange for Trevor Smith, Jan. 4, 2011. Became a free agent July 5, 2013.								
Hagman, Niklas	2011-12	LW - 12	63	8	11	19	12	-10
Claimed off waivers from Calgary, Nov. 14, 2011. Became a free agent July 1, 2012.								

STATISTICS OF FORMER DUCKS

Haller, Kevin	1998-00	D - 5	149	4	11	15	183	-9
Acquired from Carolina with Stu Grimson in exchange for David Karpa and a fourth-round selection in the 2000 NHL Entry Draft, Aug. 11, 1998. Became a free agent July 1, 2000.								
Hankinson, Casey	2003-04	LW - 48	4	0	0	0	4	0
Signed as a free agent, June 25, 2003. Became a free agent, July 1, 2004.								
Hartigan, Mark	2007	C - 13	6	0	0	0	4	-1
Acquired from Columbus with Joe Motzko and a fourth-round selection in the 2007 NHL Entry Draft in exchange for Curtis Glencross, Zenon Konopka and a seventh-round selection in either the 2007 or 2008 NHL Entry Draft, Jan. 26, 2007. Became a free agent, July 1, 2007.								
Haveid, Niclas	1999-04	D - 28	310	24	61	85	152	-42
Selected by Anaheim in the third round (83rd overall) of the 1999 NHL Entry Draft. Traded to Atlanta in exchange for Kurtis Foster, June 26, 2004.								
Heatley, Dany	2014-15	LW - 51	6	0	0	0	0	-3
Signed as a free agent, July 9, 2014. Traded to Florida with a third-round selection in the 2015 NHL Entry Draft in exchange for Tomas Fleischmann, Feb. 28, 2015.								
Hedican, Bret	2008-09	D - 3	51	1	5	6	36	-7
Signed as a free agent, Oct. 23, 2008. Became free agent, July 1, 2009.								
Hedstrom, Jonathan	2002-03 & 2005-06	RW - 51/17	83	13	14	27	48	+1
Acquired from Toronto in exchange for a sixth- and seventh-round selection in the 2000 NHL Entry Draft, June 25, 2000. Retired in Aug. 2006.								
Hendry, Jordan	2012-13	D - 40	2	0	0	0	0	0
Signed as a free agent, July 1, 2012. Became a free agent, July 5, 2013.								
Hicks, Alex	1995-96	LW - 32	82	12	17	29	51	+12
Signed as a free agent, Aug. 23, 1995. Traded to Pittsburgh with Fredrik Olausson in exchange for Shawn Antoski and Dmitri Mironov, Nov. 19, 1996.								
Hill, Sean	1993-94	D - 6	68	7	20	27	78	-12
Acquired in the 1993 NHL Expansion Draft from Montreal. Traded to Ottawa in exchange for a third-round selection in the 1994 NHL Entry Draft, June 29, 1994.								
Hnidy, Shane	2007-08	D - 7	33	1	2	3	30	+2
Signed as a free agent, July 5, 2007. Traded to Boston with a sixth-round selection in the 2008 NHL Entry Draft in exchange for Brandon Bochenski, Jan. 2, 2008.								
Holan, Milos	1995-96	D - 7	41	4	10	14	38	-8
Acquired from Philadelphia in exchange for Anatoli Semenov, Mar. 8, 1995. Retired due to illness after the 1995-96 season.								
Holland, Peter	2011-13	C - 74	29	5	2	7	8	+3
Selected by Anaheim in the first round (15th overall) of the 2009 NHL Entry Draft. Traded to Toronto along with Brad Staubitz in exchange for Jesse Blacker, a conditional third-round pick and a seventh-round pick in the 2014 NHL Entry Draft on Nov. 16, 2013.								
Holmqvist, Michael	2003-04	C - 18	21	2	0	2	25	-6
Selected by Anaheim in the first round (18th overall) of the 1997 NHL Entry Draft. Traded to Chicago in exchange for Travis Moen on July 30, 2005.								
Houda, Doug	1997-98	D - 6	24	1	2	3	52	-5
Acquired from NY Islanders with Travis Green and Tony Tuzzolino in exchange for J.J. Daigneault, Mark Janssens and Joe Sacco, Feb. 6, 1998. Traded to Detroit in exchange for future considerations, Oct. 8, 1998.								
Houlder, Bill	1993-94	D - 23	80	14	25	39	40	-18
Acquired in the 1993 NHL Expansion Draft from Buffalo. Traded to St. Louis in exchange for Jason Marshall, Aug. 29, 1994.								
Hrkac, Tony	1999-01	C - 15	140	17	32	49	37	-2
Acquired from NY Islanders with Dean Malkoc in exchange for Ted Drury, Oct. 29, 1999. Became a free agent, July 1, 2001.								
Huskins, Kent	2005-09	D - 40	142	6	22	28	100	+26
Signed as a free agent, Aug. 30, 2005. Traded to San Jose with Travis Moen in exchange for Nick Bonino, Timo Pielmeier and a conditional selection in the 2009 NHL Entry Draft, Mar. 4, 2009.								
Jackman, Ric	2006-07	D - 5	24	1	10	11	10	+3
Acquired from Florida for a conditional draft pick, Jan. 2, 2007. Became a free agent, July 1, 2007.								
Jacques, Jean-Francois	2011-12	LW - 19	6	0	0	0	12	+2
Signed as a free agent, July 6, 2011. Became a free agent, July 1, 2012.								
Janssens, Mark	1997-98	C - 24/18	67	4	7	11	163	-25
Acquired from Hartford in exchange for Bates Battaglia and a fourth-round selection in the 1998 NHL Entry Draft, Mar. 18, 1997. Traded to NY Islanders with J.J. Daigneault and Joe Sacco in exchange for Travis Green, Doug Houda and Tony Tuzzolino, Feb. 6, 1998.								
Johnson, Craig	2003-04	LW - 27	39	1	2	3	14	-4
Signed as a free agent, Sept. 9, 2003. Claimed on waivers by Toronto, Jan. 9, 2004.								
Jomphe, J.F.	1995-98	C - 46	104	10	29	39	100	-1
Signed as a free agent, Sept. 27, 1993. Traded to Phoenix in exchange for Jim McKenzie, June 18, 1998.								
Jonsson, Jorgen	1999-00	C - 22	13	1	2	3	0	-2
Acquired from NY Islanders for Johan Davidsson and future considerations, Mar. 11, 2000. Signed as a free agent by Farjestad (Sweden), May 24, 2000.								
Kariya, Paul	1995-03	LW - 9	606	300	369	669	213	+52
Selected by Anaheim in the first round (fourth overall) of the 1993 NHL Entry Draft. Became a free agent, July 1, 2003.								
Karlsson, William	2014-15	C - 38	18	2	1	3	2	+1
Selected by Anaheim in the second-round (53rd overall) of the 2011 NHL Entry Draft. Traded to Columbus with Rene Bourque and a second-round selection in the 2015 NHL Entry Draft in exchange for James Wisniewski and a third-round selection in the 2015 NHL Entry Draft, Mar. 2, 2015.								
Karpa, David	1995-98	D - 15/17/33	245	7	43	50	788	+5
Acquired from Quebec in exchange for a conditional selection in the 1997 NHL Entry Draft (fourth), Mar. 8, 1995. Traded to Carolina with a fourth-round selection in the 2000 NHL Entry Draft in exchange for Stu Grimson and Kevin Haller, Aug. 11, 1998.								
Karpov, Valeri	1994-97	RW - 11	76	14	15	29	32	-7
Selected by Anaheim in the third round (56th overall) of the 1993 NHL Entry Draft. Became a free agent, July 1, 1997.								
Kasatonov, Alexei	1993-94	D - 7	55	4	18	22	43	-8
Acquired in the 1993 NHL Expansion Draft from New Jersey. Traded to St. Louis in exchange for Maxim Bets and a sixth-round selection in the 1995 NHL Entry Draft, Mar. 21, 1994.								

STATISTICS OF FORMER DUCKS



Kilger, Chad	1995-96	C - 8	45	5	7	12	22	-2
Selected by Anaheim in the first round (fourth overall) of the 1995 NHL Entry Draft. Traded to Winnipeg with Oleg Tverdokvsky and a third-round selection in the 1996 NHL Entry Draft in exchange for Teemu Selanne, Marc Chouinard and a fourth-round selection in the 1996 NHL Entry Draft, Feb. 7, 1996.								
King, Jason	2007-08	RW - 42	4	0	0	0	0	-3
Acquired from Vancouver with a conditional third-round selection in the 2009 NHL Entry Draft in exchange for Ryan Shannon, June 23, 2007. Signed with the Adler Mannheim of the Deutsche Liga (Germany), June 2, 2008.								
King, Steven	1993-96	RW - 17/24	43	10	3	13	59	-8
Acquired in the 1993 NHL Expansion Draft from NY Rangers. Became a free agent, July 1, 1996.								
Kjellberg, Patric	2001-03	RW - 18	141	15	19	34	26	-18
Acquired from Nashville in exchange for Petr Tenkrat, Nov. 1, 2001. Became a free agent, July 1, 2003.								
Klee, Ken	2008	D - 2	3	0	0	0	4	+0
Acquired from Atlanta with Brad Larsen and Chad Painchaud in exchange for Mathieu Schneider, Sept. 26, 2008. Claimed off waivers by Phoenix on Oct. 28, 2008.								
Knutsen, Espen	1997-98	C - 47/21	19	3	0	3	6	-10
Acquired from Hartford in exchange for Kevin Brown, Oct. 1, 1996. Traded to Columbus in exchange for a fourth-round selection in the 2001 NHL Entry Draft, May 25, 2000.								
Kohn, Ladislav	1999-01	RW - 29	128	9	19	28	69	-32
Acquired from Atlanta in exchange for an eighth-round selection in the 2000 NHL Entry Draft, Sept. 27, 1999. Traded to Atlanta for Sergei Vyshedkevich and Scott Langkow, Feb. 9, 2001.								
Koivu, Saku	2009-14	C - 11	332	64	127	191	186	+20
Signed as a free agent, July 8, 2009. Became a free agent, July 1, 2014.								
Kondratiev, Maxim	2007-08	D - 20	4	0	0	0	0	-2
Acquired from NY Rangers in exchange for Petr Sykora and a fourth-round selection in the 2007 NHL Entry Draft, Jan. 8, 2006. Placed on waivers, Jan. 30, 2008.								
Konopka, Zenon	2005-06	C - 25	23	4	3	7	48	-4
Signed as a free agent, Sept. 1, 2004. Traded to Columbus with Curtis Glencross and a selection in either the 2007 or 2008 NHL Entry Draft in exchange for Mark Hartigan, Joe Motzko and a fourth-round selection in the 2007 NHL Entry Draft, Jan. 26, 2007.								
Krivokrasov, Sergei	2001-02	RW - 23	17	1	2	3	19	-1
Acquired from Minnesota in exchange for a seventh-round selection in the 2002 NHL Entry Draft and future considerations, Nov. 1, 2001. Became a free agent July 1, 2002.								
Krog, Jason	2002-04	C - 10	147	16	27	43	28	-3
Signed as a free agent, July 17, 2002. Became a free agent, July 1, 2004.								
Krygier, Todd	1994-96	LW - 25	95	20	39	59	80	-8
Acquired from Washington in exchange for a fourth-round selection in the 1996 NHL Entry Draft, Feb. 2, 1995. Traded to Washington in exchange for Mike Torchia, Mar. 8, 1996.								
Kunitz, Chris	2003-05 & 2005-09	LW - 38/14	313	81	111	192	297	+60
Signed as a free agent, Apr. 1, 2003. Claimed off waivers by Atlanta, Oct. 4, 2005. Claimed off waivers from Atlanta Oct. 18, 2005. Traded to Pittsburgh with Eric Tangradi in exchange for Ryan Whitney, Feb. 26, 2009.								
Kurri, Jari	1996-97	RW/C - 17	82	13	22	35	12	-13
Signed as a free agent, Aug. 14, 1996. Became a free agent, July 1, 1997.								
Kurvers, Tom	1994-95	D - 24	22	4	3	7	6	-13
Acquired from NY Islanders in exchange for Troy Loney, June 29, 1994. Became a free agent, July 1, 1995.								
Ladouceur, Randy	1993-96	D - 29	188	4	16	20	157	+14
Acquired in the 1993 NHL Expansion Draft from Hartford. Retired from the NHL after the 1995-96 season.								
Lambert, Denny	1994-96 & 2001-02	LW - 42/27	119	3	16	19	272	+2
Signed as a free agent, Aug. 16, 1993. Became a free agent, July 1, 1996. Acquired from Atlanta in exchange for future considerations, July 2, 2001. Became a free agent, July 1, 2002.								
Lapierre, Maxim	2010-11	C - 14	21	0	3	3	9	-6
Acquired from Montreal in exchange for Brett Festerling and a fifth-round selection in the 2012 NHL Entry Draft, Dec. 31, 2010. Traded to Vancouver with MacGregor Sharp in exchange for Joel Perrault and a third-round selection in the 2012 NHL Entry Draft, Feb. 28, 2011.								
Lebeau, Stephan	1993-95	C - 47	60	14	20	34	26	+1
Acquired from Montreal in exchange for Ron Tugnutt, Feb. 20, 1994. Became a free agent, July 1, 1995.								
LeBoutillier, Peter	1996-98	RW - 52	35	2	1	3	176	-1
Selected by Anaheim in the sixth round (133rd overall) of the 1995 NHL Entry Draft. Became a free agent, July 1, 2000.								
Lederc, Mike	1996-04	LW - 27/12	291	54	78	132	251	-43
Selected by Anaheim in the third round (55th overall) of the 1995 NHL Entry Draft. Traded to Phoenix in exchange for a conditional selection in the 2007 NHL Entry Draft, Aug. 23, 2005.								
Lilja, Andreas	2010-11	D - 3	52	1	6	7	28	-15
Signed as a free agent, Oct. 11, 2010. Became a free agent July 1, 2011.								
Lilley, John	1993-96	RW - 48/27	23	3	8	11	13	+2
Signed as a free agent, Mar. 9, 1994. Became a free agent, July 1, 1996.								
Loach, Lonnie	1993-94	LW - 27	3	0	0	0	2	-2
Acquired in the 1993 NHL Expansion Draft from Los Angeles. Became a free agent, July 1, 1994.								
Lombardi, Matthew	2012-13	C - 19	7	0	0	0	4	-2
Acquired from Phoenix in exchange for Brandon McMillon, Apr. 3, 2013. Became a free agent, July 5, 2013.								
Loney, Troy	1993-94	LW - 24	62	13	6	19	88	-5
Acquired in the 1993 NHL Expansion Draft from Pittsburgh. Traded to the NY Islanders in exchange for Tom Kurvers, June 29, 1994.								
Lovejoy, Ben	2012-15	D - 6	150	6	33	39	85	+30
Acquired from Pittsburgh in exchange for a fifth-round selection in the 2014 NHL Entry Draft, Feb. 6, 2013. Traded to Pittsburgh in exchange for Simon Despres, Mar. 2, 2015.								

STATISTICS OF FORMER DUCKS

Lupul, Jeffrey	2003-06 & 2009-11	RW - 15/14/19	205	56	58	114	108	-20
Selected in the first round (seventh overall) in the 2002 NHL Entry Draft, June 22, 2002. Traded to Edmonton with Ladislav Smid, a first-round selection in the 2007 NHL Entry Draft, a conditional first-round selection and a second-round selection in the 2008 NHL Entry Draft in exchange for Chris Pronger, July 3, 2006. Acquired from Philadelphia with Luca Sbisa, a first-round selection in the 2009 NHL Entry Draft, a first-round selection in the 2010 NHL Entry Draft and a conditional selection in 2010 or 2011 for Chris Pronger and Ryan Dingle, June 26, 2009. Traded to Toronto with Jake Gardiner and a conditional fourth-round selection in 2013 in exchange for Francois Beauchemin, Feb. 9, 2011.								
Lydman, Toni	2010-13	D - 32	187	3	41	44	100	+31
Signed as a free agent, July 1, 2010. Became a free agent, July 5, 2013.								
Maccanauer, Maxime	2011-12	C - 49	29	1	3	4	18	-4
Acquired from Anaheim in the third round (63rd overall) of the 2007 NHL Entry Draft, June 23, 2007. Traded to Winnipeg in exchange for Riley Holzapfel, Feb. 13, 2012.								
Mara, Paul	2010-11	D - 23	33	1	1	2	40	-1
Signed as a free agent, Sept. 16, 2010. Traded to Montreal in exchange for a fifth-round selection in the 2012 NHL Entry Draft, Feb. 17, 2011.								
Marchant, Todd	2005-11	C - 22	421	38	74	112	230	-29
Claimed off waivers from Columbus, Nov. 21, 2005. Retired, June 29, 2011.								
Marha, Josef	1997-99	C - 10	22	7	5	12	0	0
Acquired from Colorado in exchange for Warren Rychel and a conditional selection in the 1999 NHL Entry Draft, Mar. 24, 1998. Traded to Chicago in exchange for future considerations, Jan. 28, 1999.								
Marshall, Jason	1995-01 & 2005-06	D - 23/28/6	370	8	34	42	740	-26
Acquired from St. Louis in exchange for Bill Houlder, Aug. 29, 1994. Traded to Washington in exchange for Alexei Tezikov and a fourth-round selection in the 2001 NHL Entry Draft, Mar. 13, 2001. Signed as a free agent, Aug. 8, 2005. Became a free agent, July 1, 2006.								
Martensson, Tony	2003-04	C - 46	6	1	1	2	0	-2
Selected in the seventh round (224th overall) of the 2001 NHL Entry Draft. Signed as a free agent by Linköping (Sweden), May 17, 2004.								
Maxwell, Ben	2011-12	C - 14	6	0	1	1	2	+1
Claimed off waivers from Winnipeg, Nov. 10, 2011. Claimed off waivers by Winnipeg, Dec. 6, 2011.								
May, Brad	2007-09	LW - 24	95	3	7	10	94	+6
Acquired from Colorado in exchange for Mike Wall, Feb. 27, 2007. Traded to Toronto in exchange for a conditional sixth-round selection in the 2010 NHL Entry Draft, Jan. 7, 2009.								
McDonald, Andy	2000-07	C - 48/11/19	391	92	167	259	162	+24
Signed as a free agent, Apr. 3, 2000. Traded to St. Louis in exchange for Doug Weight, Michel Bernier and a seventh-round selection in the 2008 NHL Entry Draft, Dec. 14, 2007.								
McInnis, Marty	1998-02	RW - 16	272	57	88	145	127	-53
Acquired from Chicago in exchange for a fourth-round selection in the 2000 NHL Entry Draft, Oct. 27, 1998. Traded to Boston in exchange for a third-round selection in the 2002 NHL Entry Draft, Mar. 5, 2002.								
McIver, Nathan	2008-09	D - 6	18	0	1	1	36	+2
Claimed off waivers from Vancouver, Oct. 4, 2008. Traded to Vancouver in exchange for Mike Brown, Feb. 4, 2009.								
McKay, Scott	1993-94	C - 45	1	0	0	0	0	0
Signed as a free agent, Aug. 2, 1993. Became a free agent, July 1, 1995.								
McKenzie, Jim	1998-00	LW - 33	104	8	7	15	147	-23
Acquired from Phoenix in exchange for J.F. Jomphe, June 18, 1998. Claimed by Washington off NHL waivers Jan. 20, 2000.								
McMillan, Brandon	2010-13	C/LW - 64	91	11	15	26	40	-16
Selected by Anaheim in the third round (85th overall) of the 2008 NHL Entry Draft, July 30, 2005. Traded to Phoenix in exchange for Matthew Lombardi, Apr. 3, 2013.								
McSweeney, Don	1994-96	D - 39/6	38	3	9	12	43	+4
Signed as a free agent on Jan. 12, 1994. Became a free agent, July 1, 1996.								
Melin, Bjorn	2006-07	RW - 43	3	1	0	1	0	-1
Acquired from NY Islanders with Ben Guite in exchange for future Dave Rache, Mar. 19, 2002. Signed with HV-71 of the Swedish Elite League, Sept. 9, 2003. Signed as a free agent, May 31, 2006. Signed with HV-71 of the Swedish Elite League, Apr. 27, 2007.								
Mikkelsen, Brendan	2008-11	D - 60	67	0	5	5	38	-6
Selected by Anaheim in the second round (31st overall) of the 2005 NHL Entry Draft, July 30, 2005. Claimed off waivers by Calgary, Oct. 19, 2010.								
Mikulchik, Oleg	1995-96	D - 44	8	0	0	0	4	-2
Signed as a free agent, July 28, 1995. Became a free agent, July 1, 1996.								
Miller, Drew	2006-09	LW - 18	53	6	9	15	23	-1
Selected by Anaheim in the sixth round (186th overall) of the 2003 NHL Entry Draft. Traded to Tampa Bay with a third-round selection in the 2010 NHL Entry Draft in exchange for Evgeny Artyukin, Aug. 13, 2009.								
Miller, Kip	1999-00	C - 11	30	6	17	23	4	+1
Acquired from Pittsburgh in exchange for future considerations, Jan. 29, 2000. Became free agent on July 1, 2000.								
Mironov, Dmitri	1996-98	D - 15	128	18	64	82	192	+13
Acquired from Pittsburgh with Shawn Antoski in exchange for Alex Hicks and Fredrik Olausson, Nov. 19, 1996. Traded to Detroit in exchange for Jamie Pushor and a fourth-round selection in the 1998 NHL Entry Draft, Mar. 24, 1998.								
Moen, Travis	2005-09	LW - 32	261	22	23	45	331	-34
Acquired from Chicago in exchange for Mikael Holmqvist, July 30, 2005. Traded to San Jose with Kent Huskins in exchange for Nick Bonino, Timo Pielmeier and a conditional selection in the 2009 NHL Entry Draft, Mar. 4, 2009.								
Montador, Steve	2008-09	D - 5	65	4	16	20	125	+14
Signed as a free agent, July 11, 2008. Traded to Boston for Petteri Nokelainen, Mar. 4, 2009.								
Moran, Ian	2006-07	D - 18	1	0	0	0	0	-1
Signed as a free agent, Aug. 15, 2006. Signed with Eisbaren Berlin of the German Elite League, Jan. 25, 2007.								
Moro, Marc	1997-98	D - 37	1	0	0	0	0	0
Acquired from Ottawa with Ted Drury in exchange for Shaun Van Allen and Jason York, Oct. 1, 1996. Traded to Nashville with Chris Mason in exchange for Dominic Roussel, Oct. 5, 1998.								

STATISTICS OF FORMER DUCKS



Morrison, Brendan	2008-09	C/LW - 7	62	10	12	22	16	0
Signed as a free agent, July 8, 2008. Claimed off waivers by Dallas, Mar. 4, 2009.								
Motzko, Joe (playoffs only)	2006-07	RW - 46	3	0	0	0	0	+2
Acquired from Columbus with Mark Hartigan and a 2007 fourth-round selection in exchange for Curtis Glencross, Zenon Konopka and a seventh-round selection in the 2007 or 2008 NHL Entry Draft, Jan. 26, 2007. Became free agent, July 1, 2007.								
Mowers, Mark	2007	RW - 48/28	17	1	0	1	8	0
Acquired from Boston in exchange for Nathan Saunders and Brett Skinner, Sept. 24, 2007. Became a free agent, Nov. 30, 2007.								
Nazarov, Andrei	2000-01	RW - 26	16	1	0	1	29	-9
Acquired from Calgary with a second-round selection in the 2001 NHL Entry Draft in exchange for Jordan Leopold, Sept. 26, 2000. Traded to Boston with Patrick Traverse in exchange for Samuel Pahlsson, Nov. 18, 2000.								
Nieckar, Barry	1996-98	LW - 42	3	0	0	0	7	0
Signed as a free agent, Oct. 2, 1996. Became a free agent, July 1, 1998.								
Niedermayer, Rob	2003-09	LW/RW - 44	382	56	68	124	311	-32
Acquired from Calgary in exchange for Jean-Francois Dampousse and Mike Commodore, Mar. 11, 2003. Became free agent on July 1, 2009.								
Niedermayer, Scott	2005-10	D - 27	371	60	204	264	306	-5
Signed as a free agent, Aug. 4, 2005. Announced his retirement, June 22, 2010.								
Nielsen, Jeff	1997-00	RW - 19	191	17	19	36	64	-9
Signed as a free agent, Aug. 11, 1997. Selected by Minnesota in the 2000 NHL Expansion Draft, June 23, 2000.								
Niemi, Antti-Jussi	2000-02	D - 4/40	29	1	1	2	22	-7
Acquired from Ottawa with Ted Donato in exchange for Patrick Lalime, June 18, 1999. Signed as a free agent by Jokerit Helsinki (Finland), Aug. 13, 2002.								
Nikulin, Igor (playoff only)	1996-97	RW - 21	1	0	0	0	0	0
Selected by Anaheim in the fifth round (107th overall) of the 1995 NHL Entry Draft. Became a free agent, July 1, 1999.								
Nokelainen, Petteri	2008-10	C/RW - 17	67	8	9	17	27	-4
Acquired from Boston in exchange for Steve Montador, Mar. 4, 2009. Traded to Phoenix in exchange for a sixth-round selection in the 2010 NHL Entry Draft, Mar. 3, 2010.								
Norris, Dwayne	1995-96	RW - 28	3	0	1	1	2	0
Signed as a free agent, Nov. 3, 1995. Became a free agent, July 1, 1996.								
Oates, Adam	2002-03	C - 77	67	9	36	45	16	-1
Signed as a free agent, July 1, 2002. Became a free agent, July 1, 2003.								
O'Connor, Myles	1993-94	D - 44	5	0	1	1	6	0
Signed as a free agent, July 22, 1993. Became a free agent, July 1, 1995.								
O'Donnell, Sean	2006-08	D - 21	182	5	24	29	202	+21
Acquired from Phoenix in exchange for Joel Perrault, Mar. 9, 2006. Traded to Los Angeles in exchange for a conditional draft pick, Sept. 30, 2008.								
Oksiuta, Roman	1995-97	RW - 28/10	42	13	12	25	40	-10
Acquired from Vancouver in exchange for Mike Sillinger, Mar. 15, 1996. Traded to Pittsburgh in exchange for Richard Park, Mar. 18, 1997.								
Olausson, Fredrik	1995-96, 1998-00 & 2002-03	D - 2/4	244	37	90	127	112	+6
Acquired on waivers from Edmonton, Jan. 16, 1996. Traded to Pittsburgh with Alex Hicks in exchange for Shawn Antoski and Dmitri Mironov, Nov. 19, 1996. Signed as a free agent, Aug. 28, 1998. Retired from the NHL, Apr. 10, 2000. Signed as a free agent, July 12, 2002. Became a free agent, July 1, 2003.								
O'Marra, Ryan	2011-12	C - 58	2	0	0	0	0	-1
Acquired from Edmonton in exchange for Bryan Rodney, Feb. 16, 2012. Became a free agent, July 1, 2012.								
O'Sullivan, Chris	2002-03	D - 37	2	0	1	1	0	0
Signed as a free agent, July 20, 2002. Became a free agent, July 1, 2003.								
Oystrick, Nathan	2009-10	D - 41	3	0	0	0	2	-1
Acquired from Atlanta with a conditional draft choice in the 2011 NHL Entry Draft in exchange for Evgeny Artyukhin, Mar. 1, 2010. Became free agent, July 1, 2010.								
Ozolinsh, Sandis	2003-06	D - 8	84	13	27	40	48	-1
Acquired from Florida with Lance Ward in exchange for Pavel Trnka, Matt Cullen and a fourth-round selection in the 2003 NHL Entry Draft, Jan. 30, 2003. Traded to NY Rangers in exchange for a third-round selection in the 2006 NHL Entry Draft, Mar. 9, 2006.								
Pahlsson, Samuel	2000-09	C - 26	527	51	90	141	252	-40
Acquired from Boston in exchange for Patrick Traverse and Andrei Nazarov, Nov. 18, 2000. Traded to Chicago with Logan Stephenson and a conditional fourth-round selection in the 2009 NHL Entry Draft in exchange for James Wisniewski and Petri Kontiola, Mar. 4, 2009.								
Palmieri, Kyle	2010-15	RW - 21/51	198	43	46	89	90	+11
Selected by Anaheim in the first round (26th overall) of the 2009 NHL Entry Draft. Traded to New Jersey in exchange for a second-round selection in the 2015 NHL Entry Draft and a third-round selection in the 2016 NHL Entry Draft.								
Park, Richard	1997-98	C - 32	26	1	3	4	18	-3
Acquired from Pittsburgh in exchange for Roman Oksiuta, Mar. 18, 1997. Became a free agent, July 1, 1998.								
Parros, George	2006-12	RW - 16	356	15	13	28	812	+10
Acquired from Colorado in exchange for a second-round selection in the 2007 NHL Entry Draft, Nov. 13, 2006. Became a free agent, July 1, 2012.								
Parsinen, Timo	2001-02	LW - 29	17	0	3	3	2	0
Selected by Anaheim in the fourth round (102nd overall) of the 2001 NHL Entry Draft. Signed as a free agent by HIFK Helsinki (Finland), Apr. 25, 2002.								
Pelley, Rod	2011-12	C - 14	45	2	1	3	9	-3
Acquired from New Jersey with Mark Fraser and a seventh-round selection in the 2012 NHL entry Draft in exchange for Kurtis Foster and Timo Pielmeier, Dec. 12, 2011. Became a free agent, July 1, 2012.								
Penner, Dustin	2005-07 & 2013-14	LW - 17/76	150	46	38	84	100	+23
Signed as a free agent, May 12, 2004. Signed as a free agent by Edmonton, Aug. 2, 2007. Signed as a free agent, July 16, 2013. Traded to Washington for a conditional fourth-round draft pick in the 2014 NHL Entry Draft, Mar. 4, 2014.								
Perrault, Mathieu	2013-14	C - 22	69	18	25	43	36	+13
Acquired from Washington in exchange for John Mitchell and a fourth-round selection in the 2014 NHL Entry Draft. Became a free agent, July 1, 2014.								

STATISTICS OF FORMER DUCKS

Platt, Geoff	2007-08	C - 20	5	0	0	0	2	+2
Acquired from Columbus in exchange for Aaron Rome and Clay Wilson, Nov. 15, 2007. Signed as a free agent by Minsk (KHL), May 15, 2009.								
Plavsic, Adrian	1996-97	D - 25	6	0	0	0	2	-5
Signed as a free agent, Aug. 27, 1996. Became a free agent, July 1, 1997.								
Popovic, Mark	2004	D - 33	1	0	0	0	0	0
Selected by Anaheim in the second round (35th overall) of the 2001 NHL Entry Draft. Traded to Atlanta in exchange for Kip Brennan, Aug. 25, 2005.								
Pronger, Chris	2006-09	D - 25	220	36	114	150	285	+26
Acquired from Edmonton in exchange for Joffrey Lupul, Ladislav Smid, a first-round selection in the 2007 NHL Entry Draft, a conditional first-round selection and a second-round selection in the 2008 NHL Entry Draft, July 3, 2006. Traded to Philadelphia with Ryan Dingle in exchange for Joffrey Lupul, Luca Sbisa, a first-round selection in the 2009 NHL Entry Draft, a first-round selection in the 2010 NHL Entry Draft and a conditional third-round selection in the 2010 or 2011 NHL Entry Draft, June 26, 2009.								
Pronger, Sean	1996-98	C - 54/10	108	12	23	35	56	-3
Signed as a free agent, Feb. 14, 1995. Traded to Pittsburgh in exchange for Patrick Lalime, Mar. 24, 1998.								
Prospal, Vaclav	2003-04	LW - 40	82	19	35	54	54	-9
Signed as a free agent, July 17, 2003. Traded to Tampa Bay in exchange for a second-round selection in the 2005 NHL Entry Draft, Aug. 16, 2004.								
Pushor, Jamie	1997-99	D - 4	80	1	4	5	122	-19
Acquired from Detroit with a fourth-round selection in the 1998 NHL Entry Draft in exchange for Dmitri Mironov, Mar. 24, 1998. Selected by Atlanta in the 1999 NHL Expansion Draft, June 25, 1999.								
Reichert, Craig	1996-97	RW - 51	3	0	0	0	0	-2
Selected in the third round (67th overall) of the 1994 NHL Entry Draft. Became a free agent, July 1, 1999.								
Robak, Colby	2014-15	D - 48	5	0	1	1	0	+3
Acquired from Florida in exchange for Jesse Blacker a conditional selection, Dec. 4, 2014. Became a free agent, July 1, 2015.								
Robidas, Stephane	2013-14	D - 19	14	1	4	5	8	+3
Acquired from Dallas in exchange for a conditional fourth-round selection in the 2014 NHL Entry Draft, Mar. 4, 2014. Became a free agent, July 1, 2014.								
Rome, Aaron	2006-07	D - 34	1	0	0	0	0	-1
Signed as a free agent, June 7, 2004. Traded to Columbus with Clay Wilson in exchange for Geoff Platt and Bruno St. Jacques, Nov. 15, 2007.								
Ronnqvist, Jonas	2000-01	R - 22	38	0	4	4	14	-7
Selected by Anaheim in the fourth round (98th overall) of the 2000 NHL Entry Draft, June 24, 2000. Signed as a free agent by Lulea HF Sweden, Apr. 25, 2002.								
Rucchin, Steve	1994-04	C - 15/20	616	153	279	432	140	+28
Selected by Anaheim in the first round (second overall) of the 1994 NHL Supplemental Draft. Traded to NY Rangers in exchange for Trevor Gillies and a conditional selection in the 2007 NHL Entry Draft, Aug. 25, 2005.								
Ruutu, Jarkko	2010-11	LW - 37	23	1	1	2	38	0
Acquired from Ottawa in exchange for a sixth-round selection in the 2011 NHL Entry Draft, Feb. 17, 2011. Became a free agent on July 1, 2011.								
Ryan, Bobby	2007-13	LW - 9/54	378	147	142	289	251	+40
Selected by Anaheim in the first round (second overall) of the 2005 NHL Entry Draft. Traded to Ottawa in exchange for Jakob Silfverberg, Stefan Noesen and a first-round selection in the 2014 NHL Entry Draft, July 5, 2013.								
Rychel, Warren	1996-98	LW - 16	133	15	13	28	416	-4
Signed as a free agent, July 23, 1996. Traded to Colorado in exchange for Josef Marha and a conditional selection in the 1999 NHL Entry Draft, Mar. 24, 1998.								
Sacco, David	1994-96	LW/C - 12	31	4	12	16	18	-2
Acquired from Toronto in exchange for Terry Yake, Sept. 28, 1994. Became a free agent, July 1, 1996.								
Sacco, Joe	1993-98	RW - 14	333	62	68	130	183	-18
Acquired in the 1993 NHL Expansion Draft from Toronto. Traded to NY Islanders with J.J. Daigneault and Mark Janssens in exchange for Travis Green, Doug Houda and Tony Tuzzolino, Feb. 6, 1998.								
Salcido, Brian	2008-09	D - 55	2	0	1	1	0	+2
Selected by Anaheim in the fifth round (141st overall) of the 2005 NHL Entry Draft. Signed with the HC Sparta Praha of the Czech Extraliga, July 14, 2010.								
Salei, Ruslan	1996-06	D - 5/24	594	26	79	105	735	-3
Selected by Anaheim in the first round (ninth overall) of the 1996 NHL Entry Draft. Became a free agent, July 1, 2006.								
Sandstrom, Tomas	1997-99	RW - 17	135	24	25	49	106	-30
Signed as a free agent, Aug. 1, 1997. Became a free agent, July 1, 1999.								
Sauer, Kurt	2002-04	D - 34	135	2	6	8	106	-31
Signed as a free agent, June 6, 2002. Traded to Colorado with a fourth-round selection in the 2005 NHL Entry Draft in exchange for Martin Skoula, Feb. 21, 2004.								
Sawyer, Kevin	2000-03	LW - 46/25	97	3	3	6	363	-7
Signed as a free agent, July 13, 2000. Became a free agent, July 1, 2003.								
Sbisa, Luca	2009-14	D - 5	227	9	40	49	181	-17
Acquired from Philadelphia with Joffrey Lupul, a first-round selection in the 2009 NHL Entry Draft, a first-round selection in the 2010 NHL Entry Draft and a conditional third-round selection in the 2010 or 2011 NHL Entry Draft for Chris Pronger and Ryan Dingle, June 26, 2009. Traded to Vancouver with Nick Bonino, a first-round selection and a third-round selection in 2014 NHL Entry Draft in exchange for Ryan Kesler and a third-round selection in the 2015 NHL Entry Draft, June 27, 2014.								
Schastlivy, Petr	2004	LW - 27	22	2	0	2	4	-3
Acquired from Ottawa in exchange for Todd Simpson, Feb. 4, 2004. Became a free agent, July 1, 2004.								
Schneider, Mathieu	2007-08	D - 11	65	12	27	39	50	+22
Signed as a free agent by Anaheim, July 1, 2007. Traded to Atlanta in exchange for Ken Klee, Brad Larsen and Chad Painchaud, Sept. 26, 2008.								
Selanne, Teemu	1996-01 & 2005-14	RW - 8/13	966	457	531	988	471	+120
Acquired from Winnipeg with Marc Chouinard and a fourth-round selection in the 1996 NHL Entry Draft for Chad Kilger, Oleg Tverdokovsky and a third round selection in 1996 NHL Entry Draft, Feb. 7, 1996. Traded to San Jose for Jeff Friesen, Steve Shields and a second-round selection in the 2003 NHL Entry Draft, Mar. 5, 2001. Signed as a free agent by Anaheim, Aug. 22, 2005.								

STATISTICS OF FORMER DUCKS



Semenov, Anatoli	1993-96	C - 19/93	76	15	32	47	26	-18
Acquired in the 1993 NHL Expansion Draft from Vancouver. Traded to Philadelphia in exchange for Milos Holan, Mar. 5, 1995. Re-acquired from Philadelphia with the rights to Mike Crowley in exchange for the rights to Brian Wessenberg, Mar. 19, 1996. Became a free agent, July 1, 1996.								
Severson, Cam	2002-04	LW - 14/17	33	3	0	3	58	-3
Signed as a free agent, Aug. 22, 2002. Became a free agent, July 1, 2004.								
Severyn, Brent	1997-98	RW - 22	37	1	3	4	133	-3
Acquired in the 1997 NHL Waiver Draft from Colorado. Became a free agent, July 1, 1998.								
Sexton, Dan	2009-11	RW - 42	88	13	19	32	20	-9
Signed as a free agent, Apr. 7, 2009. Traded to Tampa Bay in exchange for Kyle Wilson, Mar. 11, 2013.								
Shannon, Ryan	2006-07	C - 38	53	2	9	11	10	-2
Signed as a free agent, Nov. 28, 2005. Traded to Vancouver in exchange for Jason King and a conditional third-round selection in the 2009 NHL Entry Draft, June 23, 2007.								
Sharp, MacGregor	2009-10	C - 67	8	0	0	0	0	0
Signed as a free agent by Anaheim, Mar. 31, 2009. Traded to Vancouver with Maxim Lapierre for Joel Perrault and a third-round selection in the 2012 Entry Draft, Feb. 28, 2011.								
Sillinger, Mike	1994-96	C - 26	77	15	26	41	38	-19
Acquired from Detroit with Jason York in exchange for Stu Grimson and Mark Ferrer, Apr. 4, 1995. Traded to Vancouver in exchange for Roman Oksiuta, Mar. 15, 1996.								
Simpson, Todd	2003-04	D - 2	46	4	3	7	105	-6
Acquired in the 2003 NHL Waiver Draft from Phoenix. Traded to Ottawa in exchange for Petr Schastlivy, Feb. 5, 2004.								
Skalde, Jarrod	1993-94	C - 10	20	5	4	9	10	-3
Acquired in the 1993 NHL Expansion Draft from New Jersey. Traded to Calgary in exchange for Bobby Marshall, Oct. 30, 1995.								
Skoula, Martin	2003-04	D - 14	21	2	7	9	2	+3
Acquired from Colorado in exchange for Kurt Sauer and a fourth-round selection in the 2005 NHL Entry Draft, Feb. 21, 2004. Became a free agent, Aug. 1, 2005.								
Smirnov, Alexei	2002-03	LW - 22	52	3	3	6	20	-1
Selected by Anaheim in the first round (12th overall) of the 2000 NHL Entry Draft. Became a free agent, Aug. 1, 2005.								
St. Jacques, Bruno	2005	D - 7	1	1	0	1	0	+1
Acquired from Carolina in exchange for Craig Adams, Oct. 3, 2005. Traded to Chicago with Pierre Parenteau in exchange for Sebastian Caron, Matt Keith and Chris Durno, Dec. 28, 2006.								
Staubitz, Brad	2012-13	RW - 25	15	1	1	2	41	0
Signed as a free agent by Anaheim, July 1, 2012. Traded to Toronto with Peter Holland for Jesse Blacker, a conditional third-round draft pick and seventh-round draft pick in the 2014 NHL Entry Draft, Nov. 16, 2014.								
Steckel, David	2012-14	C - 20	27	1	5	6	4	+2
Acquired from Toronto in exchange for Ryan Lasch and a seventh-round selection in the 2014 NHL Entry Draft, Mar. 15, 2013. Became a free agent, July 5, 2013.								
Stevenson, Jeremy	1995-00	LW - 40/26	56	3	6	9	134	-5
Selected by Anaheim in the 11th round (262nd overall) of the 1994 NHL Entry Draft. Became a free agent on July 1, 2000.								
Suthey, Brian	2007-08	C/LW - 17	62	3	4	7	76	+4
Acquired from Washington in exchange for a second-round selection in the 2009 NHL Entry Draft, Nov. 19, 2007. Traded to Dallas in exchange for David McIntyre and a conditional sixth-round selection in the 2010 NHL Entry Draft, Dec. 14, 2008.								
Sutton, Andy	2010-11	D - 25	39	0	4	4	87	+1
Signed as a free agent Aug. 2, 2010. Traded to Edmonton in exchange for Kurtis Foster, July 2, 2011.								
Sweeney, Tim	1993-95	C/LW - 8	91	17	28	45	51	0
Acquired in the 1993 NHL Expansion Draft from Boston. Released, Apr. 9, 1995.								
Sykora, Petr	2002-06	RW - 39	197	64	67	131	86	-15
Acquired from New Jersey with Mike Commodore, Jean-Francois Damphousse and Igor Pohanka in exchange for Jeff Friesen, Oleg Tverdokovsky and Maxim Balmochnykh, July 6, 2002. Traded to NY Rangers with a fourth-round selection in the 2007 NHL Entry Draft in exchange for Maxim Kondratiev, Jan. 8, 2006.								
Syvret, Danny	2010-11	D - 26	6	1	1	2	4	-3
Signed as a free agent, July 21, 2010. Traded to Philadelphia with Rob Bordon in exchange for Patrick Maroon and David Laliberte, Nov. 21, 2010.								
Tenkra, Petr	2000-02	RW - 18	55	5	9	14	22	-17
Selected by Anaheim in the eighth round (230th overall) of the 1999 NHL Entry Draft. Traded to Nashville in exchange for Patric Kjellberg, Nov. 1, 2001.								
Thomas, Steve	2002-03	RW - 32	12	10	3	13	2	+10
Acquired from Chicago in exchange for a fifth-round selection in the 2003 NHL Entry Draft, Mar. 11, 2003. Became a free agent, July 1, 2003.								
Thomson, Jim	1993-94	RW - 33	6	0	0	0	5	0
Acquired in the 1993 NHL Expansion Draft from Los Angeles. Became a free agent, July 1, 1994.								
Thornton, Shawn	2006-07	RW - 45	48	2	7	9	88	+3
Signed as a free agent, July 14, 2006. Became a free agent, July 1, 2007.								
Titov, German	2000-02	LW - 13	137	22	25	47	97	-17
Signed as a free agent, July 1, 2000.								
Todd, Kevin	1996-98	C - 12	92	13	28	41	56	-12
Claimed on waivers from Pittsburgh, Oct. 4, 1996. Became a free agent, July 1, 1998.								
Traverse, Patrick	2000-01	D - 3	15	1	0	1	6	-6
Acquired from Ottawa in exchange for Joel Kwiatkowski, June 12, 2000. Traded to Boston with Andrei Nazarov in exchange for Samuel Pahlsson, Nov. 18, 2000.								
Trebil, Dan	1996-99	D - 34	56	3	4	7	25	-5
Signed as a free agent, May 23, 1996. Traded to Pittsburgh in exchange for a fifth-round selection in the 2000 Entry Draft, Mar. 14, 2000.								
Trepanier, Pascal	1998-01	D - 27	139	8	12	20	175	-10
Acquired in the 1998 NHL Waiver Draft from Colorado. Became a free agent, July 1, 2001.								
Trnka, Pavel	1997-03	D - 7	322	11	47	58	248	-13
Selected by Anaheim in the fifth round (106th overall) of the 1994 NHL Entry Draft. Traded to Florida with Matt Cullen and a fourth-round selection in the 2003 NHL Entry Draft in exchange for Sandis Ozolins and Lance Ward, Jan. 30, 2003.								

STATISTICS OF FORMER DUCKS

Tsulygin, Nikolai	1996-97	D - 26	22	0	1	1	8	-5
Selected by Anaheim in the second round (30th overall) of the 1993 NHL Entry Draft. Became a free agent, July 1, 1998.								
Tuzzolino, Tony	1997-98	RW - 36	1	0	0	0	2	-2
Acquired from NY Islanders with Doug Houda and Travis Green in exchange for J.J. Daigneault, Mark Janssens and Joe Sacca, Feb. 6, 1998. Became a free agent, July 1, 2000.								
Tverдовский, Oleg	1994-96 & 1999-02	D - 10	324	45	125	170	142	-12
Selected by Anaheim in the first round (second overall) of the 1994 NHL Entry Draft. Traded to Winnipeg with Chad Kilger and a third-round selection in exchange for Teemu Selanne, Marc Chouinard and a fourth-round selection, Feb. 7, 1996. Re-acquired from Phoenix in exchange for Travis Green and a first-round selection in the 1999 NHL Entry Draft, June 26, 1999. Traded to New Jersey with Jeff Friesen and Maxim Baimonchikh in exchange for Petr Sykora, Mike Commodore, J.F. Dampousse and Igor Pohanka, July 6, 2002.								
Valicevic, Rob	2002-03	RW - 38	10	1	0	1	2	+1
Signed as a free agent, July 24, 2002. Became a free agent, July 1, 2003.								
Valk, Garry	1993-97	LW - 18	246	40	52	92	312	+10
Acquired in the 1993 NHL Waiver Draft from Vancouver. Traded to Pittsburgh in exchange for J.J. Daigneault, Feb. 21, 1997.								
Van Allen, Shaun	1993-96	C - 22	174	24	63	87	137	+9
Signed as a free agent, July 22, 1993. Traded to Ottawa with Jason York in exchange for Ted Drury and Marc Moro, Oct. 1, 1996.								
Van Impe, Darren	1994-97	D - 48/29	110	6	25	31	112	+1
Acquired from NY Islanders in exchange for a ninth-round selection in the 1995 NHL Entry Draft, Sept. 2, 1994. Claimed on waivers by Boston, Nov. 26, 1997.								
Vishnevski, Vitaly	1999-06	D - 6/5	416	11	37	48	403	-11
Selected in the first round (fifth overall) of the 1998 NHL Entry Draft. Traded to Atlanta in exchange for Karl Stewart, a second-round selection in the 2007 NHL Entry Draft and a conditional selection, Aug. 17, 2006.								
Visnovsky, Lubomir	2009-12	D - 17	165	29	79	108	75	+19
Acquired from Edmonton in exchange for Ryan Whitney and a sixth-round selection in the 2010 NHL Entry Draft, Mar. 3, 2010. Traded to NY Islanders in exchange for a second-round selection in the 2013 NHL Entry Draft, June 22, 2012.								
Voros, Aaron	2010-11	LW - 34	12	0	0	0	43	-4
Acquired from NY Rangers with Ryan Hillier in exchange for Steve Eminger, July 9, 2010. Traded to Toronto for a conditional seventh-round selection in the 2011 NHL Entry Draft, Feb. 15, 2011.								
Ward, Aaron	2009-10	D - 4	17	0	2	2	8	+2
Acquired from Carolina in exchange for Justin Pague and a fourth-round selection in the 2010 or 2011 NHL Entry Draft, Mar. 3, 2010. Became a free agent, July 1, 2010.								
Ward, Ed	1999-00	RW - 33	8	1	0	1	15	-2
Acquired from Atlanta in exchange for future considerations, Mar. 14, 2000. Traded to New Jersey for a seventh-round selection in the 2001 NHL Entry Draft, June 12, 2000.								
Ward, Lance	2003-04	D - 4	75	0	5	5	137	-3
Acquired from Florida with Sandis Ozolinsh in exchange for Pavel Trnka, Matt Cullen and a fourth-round selection in the 2003 NHL Entry Draft, Jan. 30, 2003. Became a free agent, Aug. 1, 2005.								
Weight, Doug	2007-08	C - 39	38	6	8	14	20	0
Acquired from St. Louis with Michel Berner and a seventh-round selection in the 2008 NHL Entry Draft in exchange for Andy McDonald, Dec. 14, 2007. Became a free agent, July 1, 2008.								
Whitney, Ryan	2008-10	D - 19	82	4	34	38	60	-5
Acquired from Pittsburgh in exchange for Chris Kunitz and Eric Tangradi, Feb. 26, 2009. Traded to Edmonton along with a sixth-round selection in the 2010 NHL Entry Draft in exchange for Lubomir Visnovsky, Mar. 3, 2010.								
Williams, David	1993-95	D - 4	77	7	17	24	68	+3
Acquired in the 1993 NHL Expansion Draft from San Jose. Became a free agent, July 1, 1995.								
Winchester, Brad	2010-11	LW - 19	19	1	1	2	28	-9
Acquired from St. Louis in exchange for a third-round selection in the 2012 NHL Entry Draft, Feb. 28, 2011. Became a free agent July 1, 2011.								
Winnik, Daniel	2012-14	LW - 34	124	12	37	49	39	+19
Signed as a free agent, July 20, 2012. Became a free agent July 1, 2014.								
Wirtanen, Petteri	2007-08	C - 56	3	1	0	1	2	+1
Selected in the sixth round (172nd overall) of the 2006 NHL Entry Draft. Signed with the HIFK Helsinki of the SM-Liiga (Finland), July 28, 2009.								
Wisniewski, James	2008-10 & 2014-15	D - 34/20	99	4	42	46	82	-5
Acquired from Chicago along with Petri Korhola in exchange for Samuel Pahlsson, Logan Stephenson and a conditional third-round selection in the 2011 NHL Entry Draft, Mar. 4, 2009. Traded to NY Islanders for a conditional third-round selection in the 2011 NHL Entry Draft, July 30, 2010. Acquired from Columbus along with a third-round selection in the 2015 NHL Entry Draft in exchange for Rene Bourque, William Karlsson, and a second-round selection in the 2015 NHL Entry Draft, Mar. 2, 2015. Traded to Carolina for Andre Khudobin, June 27, 2015.								
Wren, Bob	1997-01	C - 50/37	4	0	0	0	0	-1
Signed as a free agent Oct. 23, 1996. Became a free agent, July 1, 2001.								
Wright, Tyler	2005-06	C - 28	25	2	2	4	31	+2
Acquired from Columbus with Francois Beauchemin in exchange for Sergei Fedorov and a fifth-round selection in the 2006 NHL Entry Draft, Nov. 15, 2005. Bought out of contract in June 2006.								
Yake, Terry	1993-94	C - 25	82	21	31	52	44	+2
Acquired in the 1993 NHL Expansion Draft from Hartford. Traded to Toronto in exchange for David Sacca, Sept. 28, 1994.								
Yonkman, Nolan	2013-14	D - 40	2	0	1	1	0	-1
Signed as a free agent, July 9, 2013. Became a free agent, July 1, 2014.								
York, Jason	1995-96 & 2001-02	D - 3/33	168	8	49	57	160	-14
Acquired from Detroit with Mike Sillinger in exchange for Stu Grimson and Mark Ferner, Apr. 4, 1995. Traded to Ottawa with Shaun Van Allen in exchange for Ted Drury and Marc Moro, Oct. 1, 1996. Signed as a free agent July 3, 2001. Traded to Nashville in exchange for future considerations, Oct. 23, 2002.								
Young, Scott	1997-98	RW - 48	73	13	20	33	22	-13
Acquired from Colorado in exchange for a third-round selection in the 1998 NHL Entry Draft, Sept. 17, 1997. Became a free agent, July 1, 1998.								



GOALTENDERS

PLAYER	SEASONS	POS-NO.	GP	MIN	GA	GAA	RECORD	SV%
Askey, Tom	1997-99	G - 35/67	7	273	12	2.64	0-1-2	.894
Selected by Anaheim in the eighth round (186th overall) of the 1993 NHL Entry Draft. Became a free agent on July 1, 2000.								
Bryzgalov, Ilya	2001-07 & 2014-15	G - 30/80	77	3952	173	2.63	27-27-9	.904
Selected by Anaheim in the second round (44th overall) of the 2000 NHL Entry Draft. Placed on waivers on Nov. 16, 2007. Signed as a free agent, Dec. 9, 2014. Released, Feb. 26, 2015.								
Caron, Sebastien	2006-07	G - 29	1	28	1	2.12	0-0-0	.833
Acquired from Chicago with Matt Keith and Chris Durno in exchange for Bruno St. Jacques and Pierre Parenteau, Dec. 28, 2006. Became a free agent, July 1, 2007.								
Deslauriers, Jeff	2011-12	G - 43	4	241	11	2.74	3-1-0	.903
Signed as a free agent, July 12, 2011. Traded to Minnesota for future considerations, Apr. 3, 2013.								
Ellis, Dan	2010-12	G - 38	23	1148	48	2.51	9-8-1	.915
Acquired from Tampa Bay in exchange for Curtis McElhinney, Feb. 24, 2011. Became a free agent, July 1, 2012.								
Emery, Ray	2010-11	G - 29	10	527	20	2.28	7-2-0	.926
Signed as a free agent, Feb. 7, 2011. Became a free agent, July 1, 2011.								
Fasth, Viktor	2012-14	G - 30	30	1733	67	2.32	17-8-3	.915
Signed as a free agent, May 23, 2012. Traded to Edmonton Oilers in exchange for a fifth-round selection in the 2014 NHL Entry Draft and third-round selection in the 2015 NHL Entry Draft.								
Gerber, Martin	2002-04	G - 29	54	2901	103	2.13	17-23-7	.923
Selected by Anaheim in the eighth round (232nd overall) of the 2001 NHL Entry Draft. Traded to Carolina in exchange for Tomas Malec and a third-round selection, June 18, 2004.								
Giguere, Jean-Sebastien	2000-10	G - 35	447	25646	1057	2.47	206-163-59	.914
Acquired from Calgary in exchange for a second-round selection in the 2000 NHL Entry Draft, June 10, 2000. Traded to Toronto in exchange for Jason Blake and Vesa Toskala, Jan. 31, 2010.								
Hebert, Guy	1993-01	G - 31	441	25206	1155	2.75	173-202-52	.911
Acquired in the 1993 NHL Expansion Draft from St. Louis. Placed on waivers, Mar. 5, 2001.								
Hiller, Jonas	2007-14	G - 1	326	18378	768	2.51	162-110-32	.916
Signed as a free agent, May 25, 2007. Became a free agent, July 1, 2014.								
LaBarbera, Jason	2014-15	G - 30	5	207	9	2.60	2-0-1	.909
Signed as a free agent, July 2, 2014. Became a free agent, July 1, 2015.								
McElhinney, Curtis	2009-11	G - 31	31	1517	81	3.20	11-10-3	.899
Acquired from Calgary in exchange for Vesa Toskala, Mar. 3, 2010. Traded to Tampa Bay in exchange for Dan Ellis, Feb. 24, 2011.								
Naumenko, Gregg	2000-02	G - 1	2	70	7	5.99	0-1-0	.759
Signed as a free agent, Mar. 31, 1999. Became a free agent, July 1, 2002.								
O'Neill, Mike	1996-97	G - 1	1	31	3	5.76	0-0-0	.700
Signed as a free agent, July 28, 1995. Became a free agent, July 1, 1997.								
Pielmeier, Timo	2010-11	G - 30	1	40	5	7.50	0-0-0	.583
Acquired from San Jose with Nick Bonino and a conditional selection in the 2009 NHL Entry Draft in exchange for Travis Moen and Kent Huskins, Mar. 4, 2009. Traded to New Jersey with Kurtis Foster in exchange for Rod Pelly, Mark Fraser and a seventh-round selection in the 2012 NHL Entry Draft, Dec. 12, 2011.								
Roussel, Dominic	1998-01	G - 30	51	2525	120	2.85	12-15-9	.901
Acquired from Nashville in exchange for Chris Mason and Marc Moro, Oct. 5, 1998. Placed on waivers, Jan. 7, 2001.								
Shields, Steve	2001-02	G - 31	33	1777	79	2.67	9-20-2	.907
Acquired from San Jose with Jeff Friesen and future considerations for Teemu Selanne, Mar. 5, 2001. Traded to Boston in exchange for a third-round selection in the 2003 NHL Entry Draft, June 25, 2002.								
Shtalenkov, Mikhail	1993-98	G - 35	122	6117	320	3.14	34-53-11	.897
Selected by Anaheim in the fifth round (108th overall) of the 1993 NHL Entry Draft. Selected by Nashville in the 1998 NHL Expansion Draft.								
Tarkki, Iiro	2011-12	G - 31	1	41	3	4.41	1-0-0	.700
Signed as a free agent, May 6, 2011. Became a free agent June 25, 2012.								
Tugnutt, Ron	1993-94	G - 1	28	1520	76	3.00	10-15-1	.908
Acquired in the 1993 NHL Expansion Draft from Edmonton. Traded to Montreal in exchange for Stephan Lebeau, Feb. 20, 1994.								
Wall, Michael	2006-07	G - 31	4	202	10	2.97	2-2-0	.877
Signed as a free agent, Sept. 29, 2005. Traded to Colorado in exchange for Brad May, Feb. 7, 2007.								



2015 first-round pick Jacob Larsson

ENTRY DRAFTS

2015 NHL ENTRY DRAFT (SUNRISE, FLORIDA)

Round	Overall	Selection	Pos.	Club
1	27	Jacob Larsson	D	Frolunda (SHL)
2	59	Julius Nattinen	C	JYP Jyväskylä (Finland)
3	80	Brent Gates Jr.	C	Green Bay (USHL)
3	84	Deven Sideroff	RW	Kamloops (WHL)
5	148	Troy Terry	C	USNTDP (U-18)
6	178	Steven Ruggiero	D	USNTDP (U-18)
7	179	Garrett Metcalf	G	Madison (USHL)

2014 NHL ENTRY DRAFT (PHILADELPHIA, PENNSYLVANIA)

Round	Overall	Selection	Pos.	Club
1	10	Nick Ritchie	LW	Peterborough (OHL)
2	38	Marcus Pettersson	D	Skelleftea Jr. (Sweden)
2	55	Brandon Montour	D	Waterloo (USHL)
5	123	Matt Berkovitz	D	Ashwaubenon (High-WI)
7	205	Ondrej Kase	RW	Chomutov (Czech Republic)

2013 NHL ENTRY DRAFT (NEWARK, NEW JERSEY)

Round	Overall	Selection	Pos.	Club
1	26	Shea Theodore	D	Seattle (WHL)
2	45	Nick Sorensen	RW	Quebec (QMJHL)
3	87	Keaton Thompson	D	U.S. National U-18 (USDP)
5	147	Grant Besse	RW	Benilde-St. Margaret's (High-MN)
6	177	Miro Aaltonen	C	Espoo (Finland)

2012 NHL ENTRY DRAFT (PITTSBURGH, PENNSYLVANIA)

Round	Overall	Selection	Pos.	Club
1	6	Hampus Lindholm	D	Rogle Jr. (Sweden)
2	36	Nicolas Kerdiles	LW	U.S. National U-18 (USDP)
3	87	Frederik Andersen	G	Frolunda (Sweden)
4	97	Kevin Roy	C	Lincoln (USHL)
4	108	Andrew O'Brien	D	Chicoutimi (QMJHL)
5	127	Brian Cooper	D	Fargo (USHL)
7	187	Kenton Helgesen	D	Calgary (WHL)
7	210	Jaycob Megna	D	Nebraska-Omaha (WCHA)



2011 NHL ENTRY DRAFT (ST. PAUL, MINNESOTA)

Round	Overall	Selection	Pos.	Club
1	30	Rickard Rakell	RW	Plymouth (OHL)
2	39	John Gibson	G	U.S. National U-18 (USDP)
2	53	William Karlsson	C	Vasteras Jr. (Sweden)
3	65	Joseph Cramarossa	C	Mississauga (OHL)
3	83	Andy Welinski	D	Green Bay (USHL)
5	143	Max Friberg	RW	Skovde (Sweden-1)
6	160	Josh Manson	D	Salmon Arm (BCHL)

2010 NHL ENTRY DRAFT (LOS ANGELES, CALIFORNIA)

Round	Overall	Selection	Pos.	Club
1	12	Cam Fowler	D	Windsor (OHL)
1	29	Emerson Etem	RW	Medicine Hat (WHL)
2	42	Devante Smith-Pelly	RW	Mississauga (OHL)
5	122	Chris Wagner	C	South Shore (EJHL)
5	132	Tim Heed	D	Sodertalje (Sweden)
6	161	Andreas Dahlstrom	C	Stockholm AIK (Sweden-2)
6	177	Kevin Lind	D	Chicago (USHL)
7	192	Brett Perlini	C	Michigan State (CCHA)

2009 NHL ENTRY DRAFT (MONTREAL, QUEBEC)

Round	Overall	Selection	Pos.	Club
1	15	Peter Holland	C	Guelph (OHL)
1	26	Kyle Palmieri	C	U.S. National U-18 (USDP)
2	37	Mat Clark	D	Brampton (OHL)
3	76	Igor Bobkov	G	Magnitogorsk 2 (Russia-3)
4	106	Sami Vatanen	D	Jyvaskyla Jr. (Finland-Jr.)
5	136	Radoslav Illo	RW	Tri-City (USHL)
6	166	Scott Valentine	D	Oshawa (OHL)

2008 NHL ENTRY DRAFT (OTTAWA, ONTARIO)

Round	Overall	Selection	Pos.	Club
1	17	Jake Gardiner	D	Minnetonka (MSHL)
2	35	Nicolas Deschamps	C	Chicoutimi (QMJHL)
2	39	Eric O'Dell	C	Sudbury (OHL)
2	43	Justin Schultz	D	Westside (BCHL)
3	71	Josh Brittain	LW	Kingston (OHL)
3	83	Marco Cousineau	G	Baie-Comeau (QMJHL)
3	85	Brandon McMillan	C	Kelowna (WHL)
4	113	Ryan Hegarty	C	U.S. National U-18 (USDP)
5	143	Stefan Warg	D	Vasteras Jr. (Sweden)
7	208	Nick Pryor	D	U.S. National U-18 (USDP)

2007 NHL ENTRY DRAFT (COLUMBUS, OHIO)

Round	Overall	Selection	Pos.	Club
1	19	Logan MacMillan	C	Halifax (QMJHL)
2	42	Eric Tangradi	C	Belleville (OHL)
3	63	Maxime Maceneauer	C	Rouyn-Noranda (QMJHL)
4	92	Justin Vaive	LW	U.S. Nat'l U-18 (USA)
4	93	Steven Kampfer	D	University of Michigan (CCHA)
4	98	Sebastien Stefaniszin	G	Eisbaren Berlin (Germany)
4	121	Mattias Modig	G	Lulea HF (Sweden)
5	151	Brett Morrison	C	Prince Edward Island (QMJHL)

2006 NHL ENTRY DRAFT (VANCOUVER, BRITISH COLUMBIA)

Round	Overall	Selection	Pos.	Club
1	19	Mark Mitera	D	University of Michigan (CCHA)
2	38	Bryce Swan	C	Halifax (QMJHL)
3	83	John de Gray	D	Brampton (OHL)
4	112	Matt Beleskey	LW	Belleville (OHL)
6	172	Petteri Wirtanen	C	HPK (Finland)

DUCKS ALL-TIME DRAFT PICKS

2005 NHL ENTRY DRAFT (OTTAWA, ONTARIO)

Round	Overall	Selection	Pos.	Club
1	2	Bobby Ryan	LW	Owen Sound (OHL)
2	31	Brendan Mikkelsen	D	Portland (WHL)
3	63	Jason Bailey	RW	U.S. National U-18 (USDP)
5	127	Bobby Bolt	LW	Kingston (OHL)
5	141	Brian Salcido	D	Colorado College (WCHA)
7	197	Jean-Philippe Levasseur	G	Rouyn Noranda (QMJHL)

2004 NHL ENTRY DRAFT (RALEIGH, NORTH CAROLINA)

Round	Overall	Player	Pos.	Club
1	9	Ladislav Smid	D	HC Liberec (Czech)
2	39	Jordan Smith	D	Sault-Ste. Marie (OHL)
3	74	Kyle Klubertanz	D	Green Bay (USHL)
3	75	Tim Brent	C	Toronto St. Mike's (OHL)
6	172	Matt Auffrey	RW	U.S. National U-18 (USDP)
7	203	Gabriel Bouthillette	G	Gatineau (QMJHL)
8	236	Matt Christie	C	Miami University (CCHA)
9	269	Janne Pesonen	F	Karpat Oulu (Finland)

2003 NHL ENTRY DRAFT (NASHVILLE, TENNESSEE)

Round	Overall	Player	Pos.	Club
1	19	Ryan Getzlaf	C	Calgary (WHL)
1	28	Corey Perry	RW	London (OHL)
3	86	Shane Hynes	RW	Cornell (ECAC)
3	90	Juha Alen	D	Northern Michigan (CCHA)
4	119	Nathan Saunders	D	Moncton (QMJHL)
6	186	Drew Miller	LW	River City (USHL)
7	218	Dirk Southern	C	Northern Michigan (NCAA)
8	250	Shane O'Brien	D	Toronto St. Mike's (OHL)
9	280	Ville Mäntymä	D	Tappara Tampere (Finland)

2002 NHL ENTRY DRAFT (TORONTO, ONTARIO)

Round	Overall	Player	Pos.	Club
1	7	Joffrey Lupul	C/RW	Medicine Hat (WHL)
2	37	Tim Brent	C	Toronto-St. Mike's (OHL)
3	71	Brian Lee	D	Erie (OHL)
4	103	Joonas Vihko	C/W	HIFK Helsinki (Finland)
5	140	George Davis	RW	Cape Breton (QMJHL)
6	173	Luke Fritshaw	D	Prince Albert (WHL)
9	261	Francois Caron	D	Moncton (QMJHL)
9	267	Chris Petrow	D	Oshawa (OHL)

2001 NHL ENTRY DRAFT (SUNRISE, FLORIDA)

Round	Overall	Player	Pos.	Club
1	5	Stanislav Chistov	LW	Omsk (Russia)
2	35	Mark Popovic	D	Toronto (OHL)
3	66	Joel Stepp	C	Red Deer (WHL)
4	102	Timo Parssinen	LW	HPK (Finland)
4	105	Vladimir Korsunov	D	Spartak (Russia)
4	118	Brandon Rodgers	D	Hotchkiss (H.S.)
5	137	Joel Perreault	C/LW	Baie-Comeau (QMJHL)
6	170	Jan Tabacek	D	HC Martin (Slovakia)
7	224	Tony Martensson	C	Brynäs (Sweden)
8	232	Martin Gerber	G	Langnau (Switzerland)
9	264	Pierre Parenteau	C	Chicoutimi (QMJHL)



2000 NHL ENTRY DRAFT (CALGARY, ALBERTA)

Round	Overall	Player	Pos.	Club
1	12	Alexei Smirnov	LW/RW	Dynamo (Russia)
2	44	Ilya Bryzgalov	G	Lada Togliatti (Russia)
4	98	Jonas Ronnqvist	RW	Lulea HF (Sweden)
5	134	Peter Podhradsky	D	HC Slovan (Slovakia)
5	153	Bill Cass	D	Boston College (Hockey East)

1999 NHL ENTRY DRAFT (BOSTON, MASSACHUSETTS)

Round	Overall	Player	Pos.	Club
2	44	Jordan Leopold	D	Univ. of Minn. (WCHA)
3	83	Niclas Havelid	D	Malmö (Sweden)
4	105	Alexandr Chagodayev	C	HC Moscow (Russia)
5	141	Maxim Rybin	LW	Spartak (Russia)
6	173	Jan Sandstrom	D	AIK Solna (Sweden)
8	230	Petr Tenkrat	RW	HC Vervana (Czech. Rep.)
9	258	Brian Gornick	C	USAFA (NCAA)

1998 NHL ENTRY DRAFT (BUFFALO, NEW YORK)

Round	Overall	Player	Pos.	Club
1	5	Vitaly Vishnevski	D	Yaroslavl 2 (Russia)
2	32	Stephen Peat	D	Red Deer (WHL)
4	112	Viktor Wallin	D	HV-71 (Sweden)
6	150	Trent Hunter	RW	Prince George (WHL)
7	178	Jesse Fibiger	D	Minn.-Duluth (WCHA)
8	205	David Bernier	RW	Quebec (QMJHL)
9	233	Pelle Prestberg	LW	Farjestad (Sweden)
9	245	Andreas Andersson	G	HV-71 (Sweden)

1997 NHL ENTRY DRAFT (PITTSBURGH, PENNSYLVANIA)

Round	Overall	Player	Pos.	Club
1	18	Michael Holmquist	C	Djurgården (Sweden)
2	45	Maxim Balmochnykh	LW	Lada Togliatti (Russia)
3	72	Jay Legault	LW	London (OHL)
5	125	Luc Vaillancourt	G	Beauport (QMJHL)
7	178	Tony Mahagen	LW	Seattle (WHL)
7	181	Mat Sniesrud	D	North Iowa (Jr. A)
8	209	Rene Stussi	C	Thurgau (Europe)
9	235	Tommi Degerman	C	Boston University (Hockey East)

1996 NHL ENTRY DRAFT (ST. LOUIS, MISSOURI)

Round	Overall	Player	Pos.	Club
1	9	Ruslan Salei	D	Las Vegas (IHL)
2	35	Matt Cullen	C	St. Cloud State (WCHA)
5	113	Brendan Buckley	D	Boston College (H.E.)
6	149	Blaine Russell	G	Prince Albert (WHL)
7	165	Timo Ahmaoja	D	Jyväskylä (Finland)
8	198	Kevin Kellett	D	Prince Albert (WHL)
9	224	Tobias Johansson	W	Malmö (Sweden Jr.)

1995 NHL ENTRY DRAFT (EDMONTON, ALBERTA)

Round	Overall	Player	Pos.	Club
1	4	Chad Kilger	C	Kingston (OHL)
2	29	Brian Wesenberg	RW	Guelph (OHL)
3	55	Mike Leclerc	LW	Brandon (WHL)
5	107	Igor Nikulin	RW	Cherepovets (CIS)
6	133	Peter Leboutillier	RW	Red Deer (WHL)
7	159	Mike LaPlante	D	Calgary (Tier II)
8	185	Igor Karpenko	G	Sokol (MHL)

DUCKS ALL-TIME DRAFT PICKS

1994 NHL ENTRY DRAFT (HARTFORD, CONNECTICUT)

Round	Overall	Player	Pos.	Club
1	2	Oleg Iverdovsky	D	Krylja (CIS)
2	28	Johan Davidsson	C/W	HV-71 Jonkoping (Sweden)
3	67	Craig Reichert	RW	Red Deer (WHL)
4	80	Byron Briske	D	Red Deer (WHL)
5	106	Pavel Trnka	D	Skoda Plzen (Czech)
6	132	Jon Battaglia	LW	Caledon (Jr. A)
7	158	Rocky Welsing	D	Wisconsin (USHL)
8	184	Brad Englehart	C	Kimball Union (H.S.)
10	236	Tommi Miettinen	C/W	Kalpa (Finland)
11	262	Jeremy Stevenson	LW	S. Ste. Marie (OHL)

1993 NHL ENTRY DRAFT (QUEBEC CITY, QUEBEC)

Round	Overall	Player	Pos.	Club
1	4	Paul Kariya	LW	Maine (Hockey East)
2	30	Nikolai Tsulygin	D	Salavat Yulayev (CIS)
3	56	Valeri Karpov	RW	Traktor (CIS)
4	82	Joel Gagnon	G	Oshawa (OHL)
5	108	Mikhail Shtalenkov	G	Milwaukee (IHL)
6	134	Antti Aalto	C	TPS Turku (Finland)
7	160	Matt Peterson	D	Osseo (H.S.)
8	186	Tom Askey	G	Ohio State (CCHA)
9	212	Vitali Kozel	C	Dynamo (CIS)
10	238	Anatoli Fedotov	D	Moncton (AHL)
11	264	David Penney	LW	Worcester Acad. (H.S.)

SUPPLEMENTAL DRAFTS

1994 NHL SUPPLEMENTAL DRAFT (HARTFORD, CONNECTICUT)

Round	Overall	Player	Pos.	Club
1	2	Steve Rucchin	C	W. Ontario (OUAA)

1993 NHL SUPPLEMENTAL DRAFT (QUEBEC CITY, QUEBEC)

Round	Overall	Player	Pos.	Club
1	5	Pat Thompson	D	Brown U. (ECAC)

1993 NHL EXPANSION DRAFT (QUEBEC CITY, QUEBEC)

Goalenders

Pick	Player	NHL Club
2	Guy Hebert	St. Louis
3	Glenn Healy	N.Y. Islanders
6	Ron Tugnutt	Edmonton

Defensemen

Pick	Player	NHL Club
2	Alexei Kasatonov	New Jersey
3	Sean Hill	Montreal
5	Bill Houlder	Buffalo
8	Bobby Dallas	Detroit
10	Randy Ladouceur	Hartford
11	David Williams	San Jose
13	Dennis Vial	Tampa Bay
16	Mark Ferner	Ottawa

Forwards

Pick	Player	NHL Club
1	Steven King	N.Y. Rangers
4	Tim Sweeney	Boston
6	Troy Loney	Pittsburgh
7	Stu Grimson	Chicago
9	Terry Yake	Hartford
12	Jarrod Skalde	New Jersey
14	Bob Corkum	Buffalo
15	Anatoli Semenov	Vancouver
17	Joe Sacco	Toronto
20	Lonnie Loach	Los Angeles
22	Jim Thomson	Los Angeles
23	Trevor Halverson	Washington
25	Robin Bawa	San Jose



RECORDS

ANAHEIM DUCKS INDIVIDUAL RECORDS

MOST GOALS

Career	457	Teemu Selanne, 1995-96 through 2000-01, 2005-06 through 2013-14
Season	52	Teemu Selanne, 1997-98 (right wing position)
by a Left Wing	50	Paul Kariya, 1995-96
by a Center	34	Andy McDonald, 2005-06
by a Defenseman	18	Lubomir Visnovsky, 2010-11
Game	3	46 times, most: Teemu Selanne (13 times)
by a Right Wing	3	Teemu Selanne (13 times); Marty McInnis, Oct. 23, 2000 vs. LA; Jonathan Hedstrom, Jan. 9, 2006 vs. LA; Bobby Ryan (3 times); Corey Perry (8 times)
by a Left Wing	3	Paul Kariya (10 times); Andrew Cogliano (twice); Garry Valk, Mar. 22, 1996 @ STL; Vaclav Prospal, Jan. 23, 2004 vs. MIN; Chris Kunitz, Nov. 19, 2006 vs. PHX; Kyle Palmieri, Feb. 27, 2013 vs. NSH
by a Center	3	Ryan Getzlaf (twice); Terry Yake, Oct. 19, 1993 @ NYR; Saku Koivu, Jan. 10, 2012 vs. DAL; Nick Bonino, Feb. 2, 2013 vs. LA
by a Defenseman	3	Lubomir Visnovsky, Mar. 4, 2011 vs. DAL
Period	3	Teemu Selanne, two times: Nov. 10, 1997 vs. SJ (first) & Feb. 1, 2001 @ PHX (third); Vaclav Prospal, Jan. 23, 2004 vs. MIN (third); Andrew Cogliano, Jan. 31 @ PHX (second); Ryan Getzlaf, Nov. 8, 2013 vs. BUF (first)

MOST ASSISTS

Career	531	Teemu Selanne, 1995-96 through 2000-01, 2005-06 through 2013-14
Season	66	Ryan Getzlaf, 2008-09 (center position)
by a Right Wing	60	Teemu Selanne, 1998-99
by a Left Wing	62	Paul Kariya, 1998-99
by a Defenseman	54	Scott Niedermayer, 2006-07
Game	5	Three times: Dmitri Mironov, Dec. 12, 1997 vs. WSH; Teemu Selanne, Nov. 19, 2006 vs. PHX; Ryan Getzlaf, Oct. 29, 2008 vs. DET
by a Right Wing	5	Teemu Selanne, Nov. 19, 2006 vs. PHX
by a Left Wing	4	Three times: Paul Kariya, Dec. 16, 1998 vs. NSH & Feb. 16, 2000 vs. CGY; Jason Blake, Mar. 31, 2010 @ COL
by a Center	5	Ryan Getzlaf, Oct. 29, 2008 vs. DET
by a Defenseman	5	Dmitri Mironov, Dec. 12, 1997 vs. WSH
Period	4	Paul Kariya, Dec. 16, 1998 vs. NSH (second)

MOST POINTS

Career	988	Teemu Selanne, 1995-96 through 2000-01, 2005-06 through 2013-14 (457-531=988)
Season	109	Teemu Selanne, 1996-97 (51-58=109; right wing position)
by a Left Wing	108	Paul Kariya, 1995-96 (50-58=108)
by a Center	91	Ryan Getzlaf, 2008-09 (25-66=91)
by a Defenseman	69	Scott Niedermayer, 2006-07 (15-54=69)
Game	5	14 times, last: Teemu Selanne, Mar. 28, 2011 vs. COL (3-2=5)
by a Right Wing	5	Eight times: Teemu Selanne (6 times), last: Mar. 28, 2011 vs. COL (3-2=5); Corey Perry (2 times), last: Dec. 12, 2010 vs. MIN (3-2=5)
by a Left Wing	5	Five times, last: Jason Blake, Mar. 31, 2010 @ COL (1-4=5)
by a Center	5	Paul Kariya (4 times), last: Dec. 8, 2002 vs. STL (2-3=5)
by a Defenseman	5	Ryan Getzlaf, Oct. 29, 2008 vs. DET (0-5=5)
Period	4	Dmitri Mironov, Dec. 12, 1997 vs. WSH (0-5=5)
		Five times, last: Ryan Getzlaf, Nov. 8, 2013 vs. BUF (1-3=4; first)

MOST POWER PLAY GOALS

Career	182	Teemu Selanne, 1995-96 through 2000-01, 2005-06 through 2013-14
Season	25	Teemu Selanne (two times), 1998-99 and 2006-07
Game	3	Two times: Paul Kariya, Mar. 29, 2001 @ SJ; Teemu Selanne, Oct. 29, 2008 vs. DET
Period	2	20 times, last: Nick Bonino, Jan. 15, 2014 vs. VAN (second period)



MOST POWER PLAY ASSISTS

Career	228	Teemu Selanne, 1995-96 through 2000-01, 2005-06 through 2013-14
Season	33	Fredrik Olausson, 1998-99

MOST POWER PLAY POINTS

Career	410	Teemu Selanne, 1994-95 through 2000-01, 2005-06 through 2012-13 (182-228=410)
Season	54	Teemu Selanne, 1998-99 (25-29=54)

MOST SHORTHANDED GOALS

Career	16	Paul Kariya, 1994-95 through 2002-03
Season	4	Corey Perry, 2010-11
Game	1	137 times, last: Cam Fowler, Mar. 4, 2015 vs. MTL
Period	1	137 times, last: Cam Fowler, Mar. 4, 2015 vs. MTL (third)

MOST SHORTHANDED ASSISTS

Career	9	Steve Rucchin, 1994-95 through 2003-04
Season	4	Twice: Steve Rucchin, 1997-98; Scott Niedermayer, 2008-09

MOST SHORTHANDED POINTS

Career	21	Paul Kariya (16-5=21), 1994-95 through 2002-03
Season	6	Paul Kariya, 1995-96 (3-3=6)

MOST SHOTS

Career	2,964	Teemu Selanne, 1995-96 through 2000-01, 2005-06 through 2013-14
Season	429	Paul Kariya, 1998-99
Game	12	Three times, all by Paul Kariya, last: Mar. 10, 1999 vs. VAN
Period	9	Paul Kariya, Nov. 8, 1998 vs. DET (first)

MOST PENALTY MINUTES

Career	812	George Parros, 2006-2007 through 2011-12
Season	285	Todd Ewen, 1995-96
Game	37	Todd Ewen, Feb. 25, 1996 vs. SJ (6 penalties)
Period	30	Two times, last: Peter LeBoutillier, Mar. 13, 1998 @ DAL (3 penalties; third)

MOST GAMES PLAYED

Career	966	Teemu Selanne, 1995-96 through 2000-01, 2005-06 through 2013-14
Season	84	Joe Sacco, 1993-94 (the NHL changed from 84 to an 82-game season in 1995-96)

HIGHEST PLUS/MINUS (+/-)

Career	+120	Teemu Selanne, 1995-96 through 2000-01, 2005-06 through 2013-14
Season	+36	Paul Kariya, 1996-97
Game	+5	Several, last: Bryan Allen & Sami Vatanen, Oct. 10, 2013 vs. NYR

HIGHEST SHOOTING PERCENTAGE

Career (min. 50 goals)	15.4	Teemu Selanne, 1995-96 through 2000-01, 2005-06 through 2013-14
Season (min. 10 goals)	37.0	Steve Thomas, 2002-03

MOST GAME-WINNING GOALS

Career	77	Teemu Selanne, 1995-96 through 2000-01, 2005-06 through 2013-14
Season	11	Corey Perry, 2010-11
Month	4	Corey Perry, March 2011

MOST GAME-TYING GOALS

Career	9	Teemu Selanne, 1995-96 through 2000-01
Season	3	Teemu Selanne, 1997-98

MOST OVERTIME GOALS

Career	7	Ryan Getzlaf, 2005-06 through 2014-15
Season	3	Paul Kariya, 1995-96

LONGEST SCORING STREAKS

Point Streak	19 games	Corey Perry, Oct. 21-Dec. 1, 2009 (10-16=26)
Goal Streak	11 games	Teemu Selanne, Oct. 21-Nov. 10, 1997 (17-2=19)
Assist Streak	10 games	Twice: Corey Perry, Nov. 13-Dec. 1, 2009 (2-11=13)
		Ryan Getzlaf, Oct. 24-Nov. 14, 2009 (1-17=18)
Multi-Point Game Streak	6 games	Paul Kariya, Mar. 9-21, 1995 (6-6=12)
Multi-Goal Game Streak	3 games	Paul Kariya, Mar. 4-9, 2001 (6-1=7)

LONGEST HOME/ROAD SCORING STREAKS

Home Point Streak	17 games	Paul Kariya, Nov. 6, 1999-Jan. 13, 2000 (8-23=31)
Road Point Streak	14 games	Twice: Andy McDonald, Jan. 6-Mar. 17, 2006 (7-14=21)
Home Goal Streak	8 games	Paul Kariya, Jan. 10-Feb. 23, 1997 (11-8=19)
Road Goal Streak	8 games	Teemu Selanne, Oct. 21-Nov. 8, 1997 (11-2=13)

DUCKS GOALTENDER RECORDS

MOST GAMES PLAYED

Career	447	Jean-Sebastien Giguere, 2000-01 through 2009-10
Season	73	Jonas Hiller, 2011-12

MOST MINUTES PLAYED

Career	25,646	Jean-Sebastien Giguere, 2000-01 through 2009-10
Season	4,253	Jonas Hiller, 2011-12

MOST STARTS

Career	424	Guy Hebert, 1993-94 through 2000-01
Season	73	Jonas Hiller, 2011-12

MOST WINS

Career	206	Jean-Sebastien Giguere, 2000-01 through 2009-10
Season	36	Jean-Sebastien Giguere, 2006-07

MOST LOSSES

Career	202	Guy Hebert, 1993-94 through 2000-01
Season	31	Two times: Guy Hebert, 1999-00; Jean-Sebastien Giguere, 2003-04

MOST TIES

Career	52	Guy Hebert, 1993-94 through 2000-01
Season	12	Guy Hebert, 1996-97

MOST SHUTOUTS

Career	32	Jean-Sebastien Giguere, 2000-01 through 2009-10
Season	8	Jean-Sebastien Giguere, 2002-03

MOST SAVES

Career	11,813	Guy Hebert, 1993-94 through 2000-01
Season	1,961	Guy Hebert, 1995-96
Game	51	Three times: Mikhail Shtalenkov, Mar. 22, 1998 @ OTT (51-of-53); Jean-Sebastien Giguere, Mar. 21, 2004 vs. DET (51-of-57); Jonas Hiller, Dec. 19, 2008 @ EDM (51-of-53)
Period	24	Twice: Jonas Hiller, Oct. 8, 2010 @ DET (third period, 24-of-24); Frederik Andersen, Mar. 2, 2014 vs. CAR (third period, 24-of-26)
Overtime	10	Guy Hebert, Feb. 3, 2000 @ PHI (10-of-10)



MOST SHOTS FACED

Career	12,968	Guy Hebert, 1993-94 through 2000-01
Season	2,133	Guy Hebert, 1996-97
Game	57	Jean-Sebastien Giguere, Mar. 21, 2004 vs. DET (51-of-57)
Period	26	Frederik Andersen, Mar. 2, 2014 vs. CAR (third period, 24-of-26)
Overtime	10	Guy Hebert, Feb. 3, 2000 @ PHI (10-of-10)

MOST GOALS ALLOWED

Career	1,155	Guy Hebert, 1993-94 through 2000-01
Season	182	Jonas Hiller, 2011-12
Game	7	Three times, all by Guy Hebert, last: Apr. 10, 1996 @ COL
Period	5	Six times, last: Ilya Bryzgalov, Jan. 29, 2015 @ SJ (second)

FEWEST GOALS ALLOWED

Season (minimum 25 GP)	52	Viktor Fasth, 2012-13 (25 games)
Game	0	103 times (32 by J.S. Giguere; 27 by G. Hebert; 21 by J. Hiller; 4 by Viktor Fasth; 3 by F. Andersen; 3 by M. Shtalenkov; 3 by M. Gerber; 2 by I. Bryzgalov; 2 by D. Roussel; 2 by C. McElhinney; 2 by J. Gibson, 1 by R. Tugnutt.); *J.S. Giguere and Steve Shields combined for a shutout on Dec. 8, 2001 vs. CGY*

LOWEST GOALS-AGAINST AVERAGE

Career (minimum 100 GP)	2.47	Jean-Sebastien Giguere, 2000-01 through 2009-10
Season (minimum 25 GP)	2.12	Jean-Sebastien Giguere, 2007-08

HIGHEST GOALS-AGAINST AVERAGE

Career (minimum 100 GP)	3.14	Mikhail Shtalenkov, 1993-94 through 1997-98
Season (minimum 25 GP)	3.22	Mikhail Shtalenkov, 1997-98

HIGHEST SAVE PERCENTAGE

Career (minimum 100 GP)	.916	Jonas Hiller, 2007-08 through 2013-14
Season (minimum 25 GP)	.924	Jonas Hiller, 2010-11 (49 games)

MOST PENALTY MINUTES

Career	78	Jean-Sebastien Giguere, 2000-01 through 2009-10
Season	28	Jean-Sebastien Giguere, 2001-02
Game	16	Jean-Sebastien Giguere, Jan. 25, 2006 vs. EDM

MOST ASSISTS

Career	5	Guy Hebert, 1993-94 through 1999-00
Season	3	Frederik Andersen, 2014-15
Game	2	Ilya Bryzgalov, Feb. 18, 2006 vs. SJ

GOALTENDING STREAKS

Most consecutive games played	32	Jonas Hiller, Jan. 12-Mar. 18, 2012 (17-10-5)
Most consecutive starts	32	Jonas Hiller, Jan. 12-Mar. 18, 2012 (17-10-5)
Most consecutive shutouts	3	Jean-Sebastien Giguere, Dec. 8, 2002 vs. NSH, Dec. 11, 2002 vs. WSH, Dec. 15, 2002 vs. PIT
Longest winning streak	14 games	Jonas Hiller, Dec. 9, 2013-Jan. 12, 2014 (14-0-0)
Longest unbeaten streak	14 games	Jonas Hiller, Dec. 9, 2013-Jan. 12, 2014 (14-0-0)
Longest losing streak	7 games	Two times: Mikhail Shtalenkov, Dec. 17, 1995-Feb. 15, 1996; Guy Hebert, Jan. 10-Feb. 9, 2001
Longest winless streak	13 games	Guy Hebert, Dec. 20, 2000-Feb. 9, 2001 (0-11-2)
Longest shutout sequence	237:07	Jean-Sebastien Giguere, Dec. 6-18, 2002 (spanning 5 games)

DUCKS ROOKIE RECORDS

MOST GOALS

Season.....	31	Bobby Ryan, 2008-09
Game.....	3	Bobby Ryan, Jan. 8, 2009 @ LA

MOST ASSISTS

Season.....	30	Cam Fowler, 2010-11
Game.....	4	Ryan Getzlaf, Mar. 24, 2006 vs. NSH (0-4=4)

MOST POINTS

Season.....	57	Bobby Ryan, 2008-09 (31-26=57)
Game.....	4	Three times: Stanislav Chistov, Oct. 10, 2002 @ STL (1-3=4); Ryan Getzlaf, Mar. 24, 2006 vs. NSH (0-4=4); Rickard Rakell, Jan. 11, 2015 vs. WPG (2-2=4)

MOST POWER PLAY GOALS

Season.....	12	Bobby Ryan, 2008-09
Game.....	2	Two times: Paul Kariya, Mar. 9, 1995 vs. DET; Dustin Penner, Nov. 30, 2005 vs. PHX

MOST SHORTHANDED GOALS

Season.....	2	Brandon McMillan, 2010-11
Game.....	1	Seven times: Paul Kariya & Oleg Tverdovsky, both on Feb. 1, 1995 @ DAL; Samuel Pahlsson, Mar. 18, 2001 @ CHI; Chris Kunitz, Dec. 18, 2005 vs. SJ; Troy Bodie, Mar. 21, 2010 vs. COL; Brandon McMillan (twice), Jan. 7, 2011 vs. CBJ and Feb. 11, 2011 @ CGY; Devante Smith-Pelly, Mar. 18, 2012 vs. NSH

MOST SHOTS

Season.....	204	Dustin Penner, 2006-07
Game.....	9	Dan Sexton, Dec. 8, 2009 vs. DAL

MOST PENALTY MINUTES

Season.....	121	Peter LeBoutillier, 1996-97
Game.....	30	Two times: Peter LeBoutillier, Feb. 20, 1997 @ LA & Mar. 13, 1998 @ DAL

MOST GAMES PLAYED

Season.....	82	Dustin Penner, 2006-07
-------------	----	------------------------

HIGHEST PLUS/MINUS (+/-)

Season (minimum 45 GP).....	+29	Hampus Lindholm, 2013-14
Game.....	+5	Sami Vatanen, Oct. 13, 2013 vs. NYR

HIGHEST SHOOTING PERCENTAGE

Season (minimum 39 GP).....	17.8	Bobby Ryan, 2008-09
Game.....	100.0	Several times

MOST GAME-WINNING GOALS

Season.....	5	Dustin Penner, 2006-07
-------------	---	------------------------

MOST GAME-TYING GOALS

Season.....	2	Frank Banham, 1997-98
-------------	---	-----------------------

LONGEST ROOKIE SCORING STREAKS

Point Streak.....	8 games	Paul Kariya (6-9=15), Mar. 7-23, 1995
Goal Streak.....	5 games	Bobby Ryan (5-1=6), Jan. 17-28, 2009
Assist Streak.....	7 games	Francois Beauchemin (0-8=8), Jan. 26-Feb. 8, 2006

MOST GOALS (defensemen)

Season.....	10	Cam Fowler, 2010-11
-------------	----	---------------------

MOST ASSISTS (defensemen)

Season.....	30	Cam Fowler, 2010-11
-------------	----	---------------------

MOST POINTS (defensemen)

Season.....	40	Cam Fowler, 2010-11
-------------	----	---------------------

MOST GAMES PLAYED (defensemen)

Season.....	80	Kurt Sauer, 2002-03
-------------	----	---------------------



HIGHEST PLUS/MINUS (defensemen)

Season (minimum 45 GP)	+29	Hampus Lindholm, 2013-14
----------------------------------	-----	--------------------------

MOST SAVES (goaltenders)

Season	783	Frederik Andersen, 2013-14 (28 games)
Game	49	Frederik Andersen, Mar. 2, 2014 vs. CAR (49-of-52)

MOST SHOTS FACED (goaltenders)

Season	843	Frederik Andersen, 2013-14 (28 games)
Game	52	Frederik Andersen, Mar. 2, 2014 vs. CAR (49-of-52)

MOST MINUTES (goaltenders)

Season	1575	Ilya Bryzgalov, 2005-06 (31 games)
Game	65	Several times

MOST WINS (goaltenders)

Season	20	Frederik Andersen, 2013-14 (20-5, 28 games)
------------------	----	---

LOWEST GOALS-AGAINST AVERAGE (goaltenders)

Season	2.29	Frederik Andersen, 2013-14 (28 games)
------------------	------	---------------------------------------

DUCKS MISCELLANEOUS RECORDS

Longest Winning Streak	10 games	Dec. 6-Dec. 28, 2013
Home	13 games	Jan. 26-Mar. 20, 2013
Road	7 games	Nov. 28-Dec. 13, 2006
Longest Losing Streak	8 games	Two times: Oct. 12-30, 1996; Nov. 3-20, 2005
Home	8 games	Jan. 10-Feb. 9, 2001
Road	7 games	Oct. 8-Nov. 12, 2005
Longest Unbeaten Streak	12 games	Feb. 22-Mar. 19, 1997 (7-0-5)
Home	14 games	Feb. 12-Apr. 9, 1997 (10-0-4)
Road	8 games	Nov. 22-Dec. 13, 2006 (7-0-1)
Longest Winless Streak	9 games	Three times: Nov. 21-Dec. 10, 1995 (0-6-3); Oct. 10-30, 1996 (0-8-1); Nov. 7-24, 2001 (0-7-20)
Home	11 games	Jan. 5-Feb. 14, 2001 (0-8-3-0)
Road	13 games	Two times: Nov. 1-Dec. 27, 2003 (0-8-2-3); Oct. 29-Dec. 22, 2011 (0-9-4)
Longest Point Streak	16 games	Oct. 6-Nov. 9, 2006 (12-0-1-3, 28 points)
Home	22 games	Oct. 10, 2013-Jan. 15, 2014 (20-0-2, 42 points)
Road	9 games	Feb. 28-Apr. 11, 2009 (7-0-1-1, 16 points)

CONSECUTIVE MULTIPLE-GOAL GAMES BY INDIVIDUAL PLAYERS

Most consecutive multi-goal games	6	Mar. 25-Apr. 4, 2009 (Ryan three times, Perry two times, Getzlaf, R. Niedermayer, Selanne)
Most consecutive multi-goal games by different players	5	Mar. 25-Apr. 4, 2009 (Ryan two times, Perry two times, Getzlaf, R. Niedermayer, Selanne)
Most consecutive multi goal games to start season	3	Oct. 9-13, 2014 (Perry, Getzlaf, Karlsson)

CONSECUTIVE POWER PLAY GOALS & ATTEMPTS

Most consecutive games scoring PP goal	11	Mar. 7-28, 1997 (14-for-39, .359)
Most consecutive games not scoring PP goal	8	Six times, last: Feb. 23-Mar. 9, 2015 (0-for-15)
Most consecutive attempts scoring PP goal	5	Mar. 29, 2007 @ CBJ (3)-Mar. 31, 2007 @ STL (2) (spanning 2 games)
Most consecutive attempts without a PP goal	31	Two times, last: Mar. 3-19, 2003 (spanning 8 games)

CONSECUTIVE PENALTY KILLING & ATTEMPTS

Most consecutive games allowing PP goal	12	Oct. 5-30, 2005 (69-for-89, .775)
Most consecutive games not allowing PP goal	7	Dec. 18-30, 2001 (0-for-26)
Most consecutive shorthanded stops (no goal)	32	Nov. 8-20, 1998 (spanning six games)
Most consecutive opponent PP attempts scoring goal	4	Two times: Dec. 19, 1997 vs. PHX (4); Oct. 13, 2000 @ OTT (3) & Nov. 15, 2000 @ DET (1) (spanning 2 games)

DUCKS TEAM HIGHS

MOST GOALS

Season.....	263	2013-14 (3.21 per-game avg., not including goals awarded for shootout wins)
Game.....	9	Jan. 15, 2014 vs. VAN
First Period.....	5	Oct. 29, 1995 vs. CGY
Second Period.....	6	Mar. 14, 2014 @ COL
Third Period.....	5	Twice: Jan. 23, 2004 vs. MIN; Feb. 20, 2015 @ CGY

MOST ASSISTS

Season.....	453	2006-07
Game.....	17	Jan. 15, 2014 vs. VAN
Period.....	12	Mar. 14, 2014 @ COL (second)

MOST POINTS

Season.....	709	2013-14 (263-446=709)
Game.....	26	Jan. 15, 2014 vs. VAN (9-17=26)
Period.....	18	Mar. 14, 2014 @ COL (second; 6-12=18)

MOST SHOTS

Season.....	2585	2005-06 (31.5 per-game average)
Game.....	56	Oct. 13, 2013 vs. OTT
First Period.....	24	Oct. 13, 2013 vs. OTT
Second Period.....	25	Dec. 31, 2013 vs. SJ
Third Period.....	26	Jan. 1, 1994 @ FLA
Overtime.....	11	Jan. 11, 2004 vs. CBJ

MOST POWER PLAY GOALS

Season.....	89	2006-07 (89-398, 22.4%)
Game.....	6	Jan. 15, 2014 vs. VAN
Period.....	3	Five times: Dec. 16, 1998 vs. NSH (second); Oct. 18, 2006 vs. DET (second); Mar. 29, 2007 @ CBJ (third); Mar. 22, 2009 vs PHX (third); Feb. 14 @ EDM (third); Jan. 15, 2014 vs. VAN (second)

MOST POWER PLAY OPPORTUNITIES

Season.....	480	2005-06 (87-480, 18.1%)
Game.....	13	Apr. 17, 2006 vs. CGY (3-13)
Period.....	6	Seven times: Mar. 4, 1994 vs. EDM (1-6; third); Dec. 8, 2001 @ CGY (0-6; third); Nov. 1, 2005 vs. NSH (2-6; second); Mar. 11, 2006 @ PHX (1-6; second); Apr. 17, 2006 vs. CGY (1-6; third); Nov. 17, 2006 vs. CHI (2-6; second); Jan. 5, 2007 vs. CBJ (1-6; second)

MOST SHORTHANDED GOALS

Season.....	13	1993-94
Game.....	3	Dec. 20, 1996 vs. CGY
Period.....	2	Dec. 20, 1996 vs. CGY (second)

MOST PENALTY MINUTES

Season.....	1843	1997-98 (22.5 per-game average)
Game.....	107	Dec. 8, 2001 @ CGY
Period.....	101	Dec. 8, 2001 @ CGY (third)

MOST STANDINGS POINTS

Season.....	116	2013-14 (54-20-8)
Month.....	23	Three times: Mar. 2006 (11-4-1); Nov. 2006 (10-2-3); Dec. 2013 (11-1-1)

MOST WINS

Season.....	54	2013-14 (54-20-8)
Month.....	11	Five times: Mar. 2006 (11-4-1); Mar. 2011 (11-3-0); Feb. 2013 (11-2-0) Dec. 2013 (11-1-1); Jan. 2014 (11-3-0)



MOST LOSSES

Season.....	46	1993-94 (33-46-5)
Month.....	10	Jan. 2001 (2-10-1-0)

MOST TIES (2003-04 was the last season the NHL had tie games)

Season.....	13	Three times: 1996-97; 1997-98; 1998-99
Month.....	4	Four times: Mar. 1997 (7-3-4); Oct. 1997 (5-4-4); Feb. 2000 (5-3-4); Dec. 2003 (3-7-4-1)

DUCKS TEAM LOWS

(season lows reflect full 80+ game seasons; 1994-95 and 2012-13 included only 48 games due to work stoppage)

FEWEST GOALS

Season.....	175	2001-02 (2.1 per-game average)
-------------	-----	--------------------------------

FEWEST ASSISTS

Season.....	295	2001-02
-------------	-----	---------

FEWEST POINTS

Season.....	470	2001-02 (175-295=470)
-------------	-----	-----------------------

FEWEST SHOTS

Season.....	2123	2000-01 (25.9 per-game average)
Game.....	12	Three times: Oct. 22, 1996 @ PHI; Apr. 6, 1994 @ CGY; Jan. 10, 2010 @ CHI
First Period.....	0	Dec. 27, 2000 @ DAL
Second Period.....	2	Six times, last: Oct. 3, 2009 @ SJ
Third Period.....	0	Two times: Mar. 21, 2008 @ SJ; Oct. 21, 2008 @ TOR
Overtime.....	0	Several times

FEWEST POWER PLAY GOALS

Season.....	37	2014-15
-------------	----	---------

FEWEST POWER PLAY OPPORTUNITIES

Season.....	235	2014-15
Game.....	0	Nine times, last: Mar. 28, 2015 @ NYI

FEWEST SHORTHANDED GOALS

Season.....	4	Four times: 1999-00; 2001-02; 2006-07; 2011-12
-------------	---	--

FEWEST PENALTY MINUTES

Season.....	887	2014-15 (10.8 per-game average)
Game.....	0	Five times: May 1, 1995 vs. STL; Oct. 15, 1999 @ TB; Mar. 2, 2000 @ VAN; Apr. 3, 2013 vs. DAL; Nov. 29, 2013 vs. CGY

FEWEST WINS

Season.....	25	2000-01 (25-41-11-5)
Month (minimum 5 GP).....	1	Oct., 1996 (1-9-2)

FEWEST REGULATION LOSSES

Season.....	20	Two times: 2006-07 (48-20-14); 2013-14 (54-20-8)
Month (minimum 5 GP).....	0	Two times: Apr. 1997 (3-0-2); Oct. 2006 (9-0-3)

FEWEST TIES (2003-04 was the last season the NHL had tie games)

Season.....	5	Two times: 1993-94 (33-46-5); 1994-95 (16-27-5)
Month.....	0	Several times

SINGLE GAME

EARLIEST GOALS SCORED

Earliest goal scored from the start of a game.....	0:08	Paul Kariya, Mar. 9, 1997 @ COL
Earliest two goals scored from the start of a game.....	1:53	R. Getzlaf (0:50) & E. Artyukhin (1:53), Jan. 19, 2010 vs. BUF
Earliest three goals scored from the start of a game.....	5:23	R. Getzlaf (0:50) & E. Artyukhin (1:53) & M. Brown (5:23), Jan. 19, 2010 vs. BUF
Earliest four goals scored from the start of a game.....	10:26	R. Getzlaf (0:50) & E. Artyukhin (1:53), M. Brown (5:23), & B. Ryan (10:26), Jan. 19, 2010 vs. BUF
Earliest five goals scored from the start of a game.....	14:45	S. Van Allen (1:27), P. Kariya (8:32), P. Douris (9:22), P. Kariya (13:51) & Douris (14:45), Oct. 29, 1995 vs. CGY
Earliest goal scored from the start of a 2nd period.....	0:07	Kyle Palmieri, Dec. 12, 2014 @ EDM
Earliest goal scored from the start of a 3rd period.....	0:09	Bobby Dallas, Mar. 23, 1995 @ SJ
Earliest goal scored from the start of an overtime.....	0:10	Mike Leclerc, Feb. 12, 2003 vs. CGY

EARLIEST GOALS GIVEN UP

Earliest goal against from the start of a game.....	0:09	Trevor Linden, Jan. 16, 1994 vs. VAN
Earliest two goals against from the start of a game.....	1:11	S. Doan (0:41) & J. Ylonen (1:11), Jan. 19, 2001 vs. PHX
Earliest three goals against from the start of a game.....	4:44	V. Zelepukin (1:55), C. Millen (4:08) & B. Guerin (4:44), Nov. 5, 1993 vs. NJ
Earliest four goals against from the start of a game.....	6:32	V. Zelepukin (1:55), C. Millen (4:08), B. Guerin (4:44) & T. Chorske (6:32), Nov. 5, 1993 vs. NJ
Earliest five goals against from the start of a game.....	8:05	V. Zelepukin (1:55), C. Millen (4:08), B. Guerin (4:44), T. Chorske (6:32) & B. Guerin (8:05), Nov. 5, 1993 vs. NJ
Earliest goal against from the start of a 2nd period.....	0:10	Kyle Okposo, Nov. 5, 2014 vs. NYI
Earliest goal against from the start of a 3rd period.....	0:05	Daymond Langkow, Apr. 11, 2006 @ CGY
Earliest goal against from the start of an overtime.....	0:14	Aaron Miller, Dec. 16, 2001 vs. LA

FASTEST GOALS SCORED (shortest time span between goals)

Fastest two goals scored.....	0:08	T. Selanne (5:44) & C. Kunitz (5:52), Nov. 30, 2005 vs. PHX
Fastest three goals scored.....	0:51	A. McDonald, D. Lambert & M. Chouinard, Dec. 23, 2001 @ PHX
Fastest four goals scored.....	3:30	M. Ferner, G. Valk, B. Houlder & J. Sacco, Feb. 26, 1994 @ QUE
Fastest five goals scored.....	8:45	D. Winnik, K. Palmieri, K. Palmieri, C. Perry & B. Lovejoy, Mar. 14, 2014 @ COL
Fastest six goals scored.....	16:03	D. Winnik, K. Palmieri, K. Palmieri, C. Perry, B. Lovejoy, & M. Perreault, Mar. 14, 2014 @ COL

FASTEST OPPONENT GOALS SCORED (shortest time span between goals)

Fastest two goals against.....	0:06	Twice: D. Bodger & L. Robitaille, Apr. 15, 1999 @ LA D. Backes & A. McDonald, Oct. 11, 2010 @ STL
Fastest three goals against.....	1:21	A. Selivanov, R. Murray & A. Selivanov, Feb. 17, 1999 vs. EDM
Fastest four goals against.....	2:55	A. Mogilny, J. Beranek, A. Mogilny & A. Mogilny, Dec. 22, 1995 vs. VAN
Fastest five goals against.....	5:05	B. Shanahan, I. Laperriere, E. Tikkanen, K. Miller & E. Tikkanen, Jan. 31, 1995 @ STL
Fastest six goals against.....	18:30	J. Roenick, S. Doan, G. Adams, T. Letowski, G. Adams & S. Neckar, Dec. 22, 1999 vs. PHX

CONSECUTIVE GOALS

Most consecutive (unanswered) goals scored.....	7	Twice: Dec. 20, 1996 vs. CGY (7-0 final); Oct. 30, 2009 vs. VAN (7-2)
Most consecutive (unanswered) goals by opponent.....	8	Mar. 21, 2001 @ DAL (8-0 final)

SHOOTING PERCENTAGE

Highest shooting percentage.....	38.5%	Feb. 21, 2009 @ CBJ (5 goals on 13 shots)
Opponent's highest shooting percentage.....	43.8%	Nov. 15, 2006 vs. PHI (7 goals on 16 shots)

POWER PLAY PERCENTAGE

Highest power play percentage.....	100%	18 times (most: Jan. 19, 2013 @ VAN; Jan. 7, 2014 vs. BOS; (3-for-3)
Lowest power play percentage.....	0.0%	Several times (most chances w/o a PPG: 8, nine times)
Opponent's highest power play percentage.....	100%	13 times (most: Dec. 19, 1997 vs. PHX, 4-for-4)
Opponent's lowest power play percentage.....	0.0%	Several times (most chances w/o a PPG: 13, Feb. 27, 1998 @ EDM)

MARGIN OF VICTORY/DEFEAT

Largest Margin of Victory.....	8	Jan. 15, 2014 vs. VAN (9-1)
Largest Margin of Defeat.....	8	Mar. 21, 2001 @ DAL (8-0)



BIGGEST DIFFERENCES IN SHOTS/GOALS WITH WINS/LOSSES

Most shots in a loss	54	Mar. 27, 2009 vs. EDM (lost 5-3)
Fewest shots in a win	12	Twice: Jan. 10, 2010 @ CHI (won 3-1); Feb. 13, 2011 @ EDM (won 4-0)
Most goals in a loss	6	Twice: Oct. 31, 2008 vs. VAN (lost 7-6 in SO); Feb. 16, 2011 vs. WSH (lost 7-6)
Fewest goals in a win	1	25 times, last: Oct. 28, 2014 @ CHI

LARGEST DEFICITS/LEADS OVERCOME

Largest deficit overcome in a win	4 goals	Mar. 31, 2014 vs. WPG (trailed 4-0 at 17:44 of the second, won 5-4 in OT)
Largest deficit overcome in a tie	4 goals	Oct. 10, 1996 @ COL (trailed 6-2 at 10:43 of the third, tied 6-6)
Largest lead relinquished in a loss	3 goals	Eight times, last: Dec. 2, 2011 vs. PHI (led 3-0 at 6:31 of the second, lost 4-3 in OT)
Largest lead relinquished in a tie	4 goals	Jan. 7, 2000 @ CAR (led 4-0 at 17:33 of the second, tied 4-4)

MULTIPLE PLAYERS WITH POINTS IN ONE GAME

Most players with at least one point in a game	15	Jan. 15, 2014 vs. VAN
Most players with multiple-points in a game	8	Apr. 4, 2006 vs. VAN
Most players with three-or-more points in a game	4	Two times: Jan. 1, 1999 @ BUF (Selanne-5 pts., Olausson-4, Rucchin-4, Kariya-3); Nov. 3, 2007 @ PHX (Getzlaf-3, Perry-3, Pronger-3, Schneider-3)
Most players with four-or-more points in a game	3	Two times: Jan. 1, 1999 @ BUF (Selanne-5, Olausson-4, Rucchin-4); Nov. 19, 2006 vs. PHX (Selanne-5, Kunitz-4, McDonald-4)

SEASON

INDIVIDUAL

Most multiple-goal games	14	Teemu Selanne, 1997-98
Most hat tricks	3	Teemu Selanne, 1997-98; Corey Perry (twice), 2010-11 & 2014-15
Highest percentage of team's total goals	25.4%	Teemu Selanne, 1997-98 (scored 52 of team's 205 goals)
Most multiple-assist games	16	Teemu Selanne, 1996-97
Most multiple-point games	33	Paul Kariya, 1996-97
Most three-or-more point games	16	Teemu Selanne, 1998-99
Most four-or-more point games	4	Two times, Paul Kariya, 1999-00; Teemu Selanne, 1998-99
Most 30+ save games (goalies)	33	Guy Hebert, 1996-97
Most 40+ save games (goalies)	7	Guy Hebert, 1998-99

TEAM

Most four-or-more goal games	34	2005-06
Most five-or-more goal games	25	2014-15
Most shutouts	9	2002-03 (8 by J.S. Giguere, 1 by M. Gerber)
Fewest shutouts	2	1994-95 (both by Guy Hebert)
Most times shutout	11	1997-98
Fewest times shutout	1	1996-97
Most overtime games	23	Twice: 2006-07 (9-4-10 record); 2014-15 (16-2-5 record)

CAREER

Most multiple-goal games	90	Teemu Selanne, 1995-96 through 2000-01 & 2005-06 through 2013-14
Most hat tricks	13	Teemu Selanne, 1995-96 through 2000-01 & 2005-06 through 2013-14
Most multiple-assist games	119	Teemu Selanne, 1995-96 through 2000-01 & 2005-06 through 2013-14
Most multiple-point games	256	Teemu Selanne, 1995-96 through 2000-01 & 2005-06 through 2013-14
Most three-or-more point games	87	Teemu Selanne, 1995-96 through 2000-01 & 2005-06 through 2013-14
Most four-or-more point games	21	Teemu Selanne, 1995-96 through 2000-01 & 2005-06 through 2013-14
Most 30+ save games (goalies)	165	Guy Hebert, 1993-94 through 2000-01
Most 40+ save games (goalies)	23	Guy Hebert, 1993-94 through 2000-01
Most consecutive games played	294	Andrew Coglian, Jan. 19, 2013-Apr. 11, 2015
Most seasons with the Ducks	15	Teemu Selanne, 1995-96 through 2000-01 & 2005-06 through 2013-14

HONDA CENTER INDIVIDUAL HIGHS

MOST GOALS

Game	4	Owen Nolan, SJ, Dec. 19, 1995
Period	3	Several times; last: R. Getzlaf, vs. BUF, Nov. 8, 2013 (first)

MOST ASSISTS

Game	5	Three times, Teemu Selanne, ANA, Nov. 19, 2006 vs. PHX; Dmitri Mironov, ANA, Dec. 12, 1997 vs. WSH; Ryan Getzlaf, ANA, Oct. 29, 2008 vs. DET
Period	3	Several times, last: Mike Ribiero, vs. NSH, Jan. 4, 2015 (second)

MOST POINTS

Game	5	Several times, last: Teemu Selanne, ANA, Mar. 28, 2011 vs. COL
Period	4	Two times: Owen Nolan, SJ, Dec. 19, 1995 (second); R. Getzlaf, vs. BUF, Nov. 8, 2013 (first)

MOST POWER PLAY GOALS

Game	3	Two times: Owen Nolan, SJ, Dec. 19, 1995; Niklas Hagman, TOR, Oct. 26, 2009
Period	3	Owen Nolan, SJ, Dec. 19, 1995 (second)

MOST SHORTHANDED GOALS

Game	2	Three times: DET vs. ANA, Oct. 15, 2007 (Pahlsson, O'Donnell) EDM vs. ANA, Feb. 10, 2010 (Potulny, Moreau); SJ vs. ANA, Nov. 30, 2013 (Couture, Marleau, second)
Period	2	Three Times: DET vs. ANA, Oct. 15, 2007 (Pahlsson, O'Donnell; third) EDM vs. ANA, Feb. 10, 2010 (Potulny, Moreau; second); SJ vs. ANA, Nov. 30, 2013 (Couture, Marleau, second)

MOST SHOTS

Game	12	Three times, all by Paul Kariya: Nov. 6, 1996 vs. MTL; Nov. 8, 1998 vs. DET; Mar. 10, 1999 vs. VAN
Period	9	Paul Kariya, Nov. 8, 1998 vs. DET (first)

MOST PENALTY MINUTES

Game	37	Todd Ewen, Feb. 25, 1996 vs. SJ
Period	29	Garrett Burnett, Apr. 4, 2004 vs. CGY

HIGHEST PLUS/MINUS (+/-)

Game	+5	Several times, last: Bryan Allen & Sami Vatanen, ANA, Oct. 10, 2013 vs. NYR
------	----	---

HIGHEST SHOOTING PERCENTAGE

Game	100.0	Several times
------	-------	---------------

MOST SAVES (goaltenders)

Game	51	Twice: Jean-Sebastien Giguere, Mar. 21, 2004 vs. DET (51-for-57); Dwayne Roloson, Mar. 27, 2009 vs. EDM (51-for-54)
Period	24	Twice: Steve Mason, Nov. 19, 2011 vs. CBJ (24-for-25; third); Frederik Andersen, Mar. 2, 2014, vs. CAR (24-for-26, third)
Overtime	11	Marc Denis, CBJ, Jan. 11, 2004 (11-of-11)

MOST SHOTS FACED (goaltenders)

Game	57	Jean-Sebastien Giguere, Mar. 21, 2004 vs. DET (51-of-57)
Period	26	Frederik Andersen, Mar. 2, 2014, vs. CAR (24-for-26, third)
Overtime	11	Marc Denis, CBJ, Jan. 11, 2004 (11-of-11)

MOST GOALS ALLOWED (goaltenders)

Game	7	Seven times, last: Curtis McElhinney, Feb. 16, 2011 vs. WSH
Period	5	Four times, last: Jean-Sebastien Giguere, Nov. 15, 2006 vs. PHI, (first); Dwayne Roloson, MIN, Jan. 23, 2004 (third); Dominic Roussel, Dec. 22, 1999 vs. PHX (third) ; Mikhail Shtalenkov, Apr. 1, 1998 vs. PHX (second)



DUCKS HONDA CENTER HIGHS & LOWS

MOST GOALS

Game	9	ANA vs. VAN, Jan. 15, 2014
First Period	5	Three times: ANA vs. NJ, Nov. 5, 1993; ANA vs. CGY, Oct. 29, 1995; ANA vs. PHI, Nov. 15, 2006
Second Period	5	ANA vs. PHX, Apr. 1, 1998
Third Period	5	Two times: ANA vs. PHX, Dec. 22, 1999; ANA vs. MIN, Jan. 23, 2004

MOST SHOTS

Game	56	ANA vs. OTT, Oct. 13, 2013
First Period	24	ANA vs. OTT, Oct. 13, 2013
Second Period	25	ANA vs. SJ, Dec. 31, 2013
Third Period	25	ANA vs. CBJ, Nov. 19, 2010
Overtime	11	ANA vs. CBJ, Feb. 11, 2004

MOST POWER PLAY GOALS

Game	6	Jan. 15, 2014 vs. VAN (6-for-11)
Period	3	Seven times, last: ANA vs. VAN, Jan. 15, 2014 (3-for-3; second)

MOST POWER PLAY OPPORTUNITIES

Game	13	ANA vs. CGY, Apr. 17, 2006 (3-for-13)
Period	6	Five times, last: ANA vs. CBJ, Jan. 15, 2007 (1-for-6; second)

MOST SHORTHANDED GOALS

Game	3	ANA vs. CGY, Dec. 20, 1996
Period	2	Three times: ANA vs. CGY, Dec. 20, 1996 (second); ANA vs. DET, Oct. 15, 2007 (third); EDM vs. ANA, Feb. 10, 2010 (second)

MOST PENALTY MINUTES

Game	90	ANA vs. SJ, Oct. 26, 2014
Period	74	ANA vs. SJ, Oct. 26, 2014 (third)

FEWEST SHOTS

Game	11	ANA vs. MIN, Jan. 23, 2004
First Period	1	ANA vs. NYI, Nov. 10, 2010
Second Period	1	ANA vs. PHX, Mar. 22, 2007
Third Period	1	Three times: ANA vs. BOS, Oct. 15, 1993; ANA vs. OTT, Mar. 10, 2002; ANA vs. VAN, Dec. 12, 2007
Overtime	0	Several times

FEWEST POWER PLAY OPPORTUNITIES

Game	0	Eight times, last: vs. CGY, Nov. 25, 2014
------	---	---

FEWEST PENALTY MINUTES

Game	0	Several times, last: ANA (0) vs. DAL, Apr. 3, 2013
------	---	--

TWO-TEAM SINGLE-GAME HIGHS & LOWS

MOST GOALS

Game	14	ANA (8) vs. DET (6), Mar. 21, 2004
Period	7	Four times: SJ (4) vs. ANA (3), Dec. 19, 1995 (second); PHI (5) vs. ANA (2), Nov. 15, 2006 (first); VAN (4) vs. ANA (3), Oct. 31, 2008 (second); ANA (3) @ STL (4), Feb. 19, 2011 (first)

MOST SHOTS

Game	87	Twice: ANA (30) vs. DET (57), Mar. 21, 2004; ANA (56) vs. OTT (31), Oct. 13, 2013
Period	37	WPG (20) @ ANA (17), Oct. 22, 1995 (first)
Overtime	12	Twice: ANA (11) vs. CBJ (1), Jan. 11, 2004; ANA (4) vs. PHI (8), Dec. 3, 2014

MOST POWER PLAY GOALS

Game	7	VAN (1) vs. ANA (6), Jan. 15, 2014
Period	4	Four times: SJ (3) vs. ANA (1), Dec. 19, 1995 (second); ANA (1) @ MIN (3), Dec. 31, 2006 (second); MIN (4) vs. ANA (0), Dec. 14, 2007 (second); VAN (1) vs. ANA (3), Jan. 15, 2014 (second)

MOST POWER PLAY OPPORTUNITIES

Game	21	ANA (13) vs. CGY (8), Apr. 17, 2006P
Period	9	Four times: ANA (3) @ LA (6), Dec. 2, 1993 (first); ANA (4) @ NYR (5), Nov. 25, 2001 (second); ANA (6) vs. NSH (3), Nov. 1, 2005 (second); ANA (3) vs. CGY (6), Apr. 17, 2006 (second)

MOST SHORTHANDED GOALS

Game	4	ANA (2) @ DAL (2), Feb. 1, 1995
Period	2	Eight times, last: SJ (2) @ ANA (0), Nov. 30, 2013 (second)

MOST PENALTY MINUTES

Game	309	ANA (107) @ CGY (202), Dec. 8, 2001
Period	291	ANA (101) @ CGY (190), Dec. 8, 2001 (third)

FEWEST GOALS

Game	1	Many times
------------	---	------------

FEWEST SHOTS

Game	29	ANA (15) @ SJ (14), Nov. 27, 1993
Period	6	ANA (5) @ DAL (1), Oct. 31, 2014 (second)
Overtime	1	Many times

FEWEST POWER PLAY OPPORTUNITIES

Game	1	Three times, last: DAL (0-0) @ ANA (1-1), Apr. 3, 2013
------------	---	--

FEWEST PENALTY MINUTES

Game	2	Two times: STL (2) @ ANA (0), May 1, 1995; DAL (2) @ ANA (0), Apr. 3, 2013
------------	---	--



REAL-TIME RECORDS

(officially kept since start of 1998-99 season)

TIME ON ICE

Game	35:51	Scott Niedermayer, Jan. 9, 2007 @ NSH
Season Avg.	27:30	Scott Niedermayer, 2006-07

SHIFTS

Game	40	Oleg Tverdokovsky, Apr. 4, 2001 @ COL
Season Avg.	29.3	Cam Fowler, 2013-14

TOTAL HITS

Game	14	Brett Festerling, Dec. 31, 2009 @ DAL
Season	286	Vitaly Vishnevski, 2000-01
Career	1,247	Ryan Getzlaf

BLOCKED SHOTS

Game	11	Francois Beauchemin, Jan. 11, 2014 vs. PHX
Season	194	Francois Beauchemin, 2011-12
Career	856	Francois Beauchemin

FACEOFF WIN PERCENTAGE

Game (min. 10 faceoffs)	92.9	Todd Marchant, Jan. 19, 2006 @ OTT (won 13-of-14 faceoffs)
Season (min. 300 faceoffs)	60.9	Marc Chouinard, 2000-01
Career (min. 1500 faceoffs)	56.5	Sergei Fedorov

TOTAL FACEOFF WINS

Game	26	Steve Rucchin, Mar. 26, 2000 vs. PHX (won 26-of-41 faceoffs)
Season	1,066	Steve Rucchin, 1999-00
Career	5,178	Ryan Getzlaf

TOTAL FACEOFFS TAKEN

Game	42	Steve Rucchin, Oct. 28, 1998 vs. TB (24 faceoff wins)
Season	1,996	Steve Rucchin, 1999-00
Career	10,762	Ryan Getzlaf



PLAYOFFS

2015 DUCKS PLAYOFF STATS

POS	NO.	Player	GP	AVG		G	A	P	+/-	PIM	PP	SH	GW	S	%
				TOI											
C	15	RYAN GETZLAF	16	22:25		2	18	20	+6	6	2	0	0	48	4.2
R	10	COREY PERRY	16	19:54		10	8	18	+6	14	2	0	2	64	15.6
C	33	JAKOB SILFVERBERG	16	19:01		4	14	18	+6	16	1	0	1	41	9.8
R	17	RYAN KESLER	16	20:28		7	6	13	+2	24	1	0	1	33	21.2
L	19	PATRICK MAROON	16	17:55		7	4	11	+4	6	3	0	1	42	16.7
D	45	SAMI VATANEN	16	21:13		3	8	11	+5	8	0	0	0	35	8.6
D	4	CAM FOWLER	16	23:07		2	8	10	+5	2	0	0	0	28	7.1
D	47	HAMPUS LINDHOLM	16	23:15		2	8	10	+2	10	0	0	0	21	9.5
L	39	MATT BELESKEY	16	15:59		8	1	9	-4	2	3	0	3	45	17.8
C	7	ANDREW COGLIANO	16	16:15		3	6	9	+9	4	0	0	0	47	6.4
D	23	FRANCOIS BEAUCHEMIN	16	25:24		0	9	9	+4	2	0	0	0	25	0.0
D	24	SIMON DESPRES	16	20:46		1	6	7	+4	6	0	0	1	17	5.9
C	44	NATE THOMPSON	12	15:28		2	4	6	+5	6	0	0	0	13	15.4
R	21	KYLE PALMIERI	16	13:11		1	3	4	+1	4	0	0	1	35	2.9
L	16	EMERSON ETEM	12	11:42		3	0	3	+1	0	0	0	0	23	13.0
D	3	CLAYTON STONER	16	18:13		1	0	1	+4	10	0	0	0	17	5.9
C	67	*RICKARD RAKELL	16	11:32		1	0	1	-2	2	0	0	1	20	5.0
L	14	TOMAS FLEISCHMANN	6	10:38		0	1	1	0	0	0	0	0	6	0.0
R	18	TIM JACKMAN	9	6:32		0	0	0	-1	12	0	0	0	3	0.0
L	46	*JIRI SEKAC	7	11:23		0	0	0	0	2	0	0	0	6	0.0
R	62	*CHRIS WAGNER	2	5:32		0	0	0	0	0	0	0	0	0	0.0

NO.	PLAYER	GPI	MIN	AVG	W	L	OT	SO	GA	SA	SV%	G	A	PIM
31	Frederik Andersen	16	1050	2.34	11	5	3	1	41	472	.913	0	0	0
ANA GOALTENDING TOTALS		16	1050	2.34	11	5	3	1	41	472	.913	0	0	0

*=ROOKIE

The Anaheim Ducks went 11-5 in the 2015 Stanley Cup Playoffs, falling one win shy of an appearance in the Stanley Cup Final. The Ducks opened the postseason with a First Round sweep of the Winnipeg Jets, the club's fourth in team history and first since the 2006 CSF vs. Colorado. Anaheim became the first team to win four straight postseason games via comeback (trailing at any point in game) since 2012 when New Jersey did so vs. Philadelphia in the CSF. The Ducks were also first team in NHL history to win three consecutive playoff games when trailing at any point in the third period of all three games during Games 1-3. Anaheim faced the Calgary Flames in the Second Round, earning a 4-1 series victory. The Ducks tied a club playoff record for goals in a 6-1 win in Game 1 and matched a franchise record with their sixth straight postseason win in Game 2. Anaheim reached the Western Conference Final for the first time since 2007, facing the Chicago Blackhawks. The Conference Final was tied on three different occasions and featured three games to go to overtime, including a triple-OT contest in Game 2. Reaching Game 7, the Blackhawks eventually prevailed with a 5-3 win. **Ryan Getzlaf** co-led the Stanley Cup Playoffs in assists (18) and ranked sixth in scoring (2-18=20), while **Jakob Silfverberg** ranked third (14) in assists and tied for seventh in points (4-14=18). **Corey Perry** finished the postseason tied for third among league leaders in goals (10) and tied for seventh in points (10-8=18). Among NHL goaltenders, **Frederik Andersen** ranked tied for third in playoff wins (11).



WESTERN CONFERENCE FIRST ROUND

GAME 1 (APRIL 16, 2015) - ANAHEIM 4 VS. WINNIPEG 2

The Anaheim Ducks began their 2015 Stanley Cup Playoff First Round series vs. the Winnipeg Jets with a 4-2 win at Honda Center...**Corey Perry** tied a franchise record with four points (2-2-4) in a playoff game, matching **Jeffrey Lupul** (4-0-4, Game 3 of the CSF, May 9, 2006 @ COL) and **Andy McDonald** (3-1-4, Game 1 of the CSF, Apr. 25, 2007 vs. VAN)...**Perry** became only the fourth player in the last 15 years to score the tying and winning goals in the third period of the same playoff game...the three other players were EDM's **Ales Hmeksky** (2006 vs. DET), **Lupul** (2006 vs. COL) and **NSH's I.P. Dumont** (2010 vs. CHI)...**Perry** also tied single-game playoff career bests in goals (second time, last: May 7, 2009 vs. DET, CSF Game 4; 2-0-2) and assists (sixth time, last: Apr. 20, 2011 @ NSH, CQF Game 4)...he earned his seventh career PPG, fourth career GWG and 35th and 36th career assists in the win...with his four-point night, **Perry** surpassed **Teemu Selanne** for sole possession of second on the franchise's all-time postseason assists list, matched **Samuel Pahlsson** (4) for fourth on the all-time franchise GWG list and tied **Andy McDonald** (7) for fourth on the all-time franchise PPG list...**Ryan Getzlaf** notched 1-2-3 points, matching single-game playoff career highs in assists (eighth time, last: May 3, 2014 vs. LA, Second Round Game 1) and points (fourth time, last: Apr. 25, 2014 vs. DAL, First Round Game 5; 1-2-3)...**Getzlaf's** two assists marked the 50th and 51st of his career, while his goal was his 26th...**Sami Vatanen** tied franchise playoff records for defensemen in points (1-2-3) and assists...**Vatanen** matched a club record for points by a defenseman originally set by **J.J. Daigneault** (2-1-3) in Game 2 of the CQF on Apr. 18, 1997 vs. PHX and tied by **Chris Pronger** (2-1-3) in Game 3 of the CQF on Apr. 15, 2008 @ DAL...he also tied a club record for assists by a defenseman, last accomplished by **Francois Beauchemin** in Game 1 of the First Round on Apr. 16, 2014 vs. DAL...**Fredrik Andersen** stopped 25-of-27 shots, including all 10 faced in the third period, for his fourth career postseason victory.

PP: 2-3 PK: 0-3 SF: 33 SA: 27
TOI: Beauchemin (22:08)

Three Stars: 1. Perry 2. Getzlaf 3. Beauchemin

GAME 2 (APRIL 18, 2015) - ANAHEIM 2 VS. WINNIPEG 1

Jakob Silfverberg scored the latest go-ahead goal in regulation in team playoff history at 19:39 of the third period to lead the Ducks to a 2-1 win vs. the Jets in Game 2...**Silfverberg** earned the latest tiebreaking goal in regulation in the last 287 Stanley Cup Playoff games — since **VAN's Raffi Torres** scored at 19:41 of the third period to lead his club to a 1-0 win in Game 1 of the SCF, June 1, 2011 vs. BOS...**Ryan Kesler** earned assists on both the **Silfverberg** and **Torres** goals...**Sandis Ozolins** set the previous franchise record with 1:06 remaining in the third period of a 4-3 win in Game 6 of the CSF on May 5, 2003...**Patrick Maroon** provided the game-tying goal at 10:43 of the third period, marking his third career playoff tally...**Ryan Getzlaf** and **Cam Fowler** earned assists on **Maroon's** goal, while **Simon Despres** recorded his first career postseason point (assist) on **Silfverberg's** GWG...**Fredrik Andersen** turned aside 25-of-27 shots for his second consecutive playoff win and fifth of his career.

PP: 1-4 PK: 0-4 SF: 39 SA: 29
TOI: Getzlaf (24:45)

Three Stars: 1. Silfverberg 2. Vatanen 3. Getzlaf

GAME 3 (APRIL 20, 2015) - ANAHEIM 5 @ WINNIPEG 4 OT

The Ducks overcame their third consecutive third-period deficit to defeat the Winnipeg Jets, 5-4, in overtime at MTS Centre...with the victory, Anaheim became the first team in NHL history to win three consecutive playoff games when trailing at any point in the third period of all three games...**Richard Rakell** became the youngest player in franchise history to score a playoff OT goal at 21 years and 350 days, clinching Anaheim's win at 5:12 of overtime...**Andrew Cogliano** (0-3-3) and **Jakob Silfverberg** (1-2-3) both set playoff career highs in points and assists, while **Francois Beauchemin** (0-2-2) matched his postseason career best in points (ninth time) and assists (sixth time)...other Anaheim goal scorers included **Cam Fowler** (first), **Corey Perry** (team-leading third) and **Ryan Kesler**, who scored the game-tying goal at 17:46 of the third period...**Fredrik Andersen** stopped 31-of-35 shots en route to his third straight win.

PP: 0-3 PK: 1-3 SF: 30 SA: 35
TOI: Beauchemin (25:44)

Three Stars: 1. Little 2. Silfverberg 3. Myers

GAME 4 (APRIL 22, 2015) - ANAHEIM 5 @ WINNIPEG 2

Anaheim advanced to the Second Round with a 5-2 victory over the Winnipeg Jets at MTS Centre...the Ducks' series sweep was the fourth in club history (also COL in 2006 CSF, MIN in 2003 WCF and DET in 2003 CQF), while the win marked the team's first four-game playoff winning streak since a five-game streak from May 17-30, 2007 (Games 4-6 WCF vs. DET & Games 1-2 of SCF vs. OTT)...the Ducks became the first team to win four straight postseason games via comeback (trailing at any point in game) since 2012 when NJ did so vs. PHI in the CSF (May 1-8, 2012)...**Ryan Kesler** scored a game-high two goals (2-0-2), marking his fourth career multi-goal playoff game and first since May 3, 2013 w/VAN vs. SJ...**Kesler** also recorded his third GWG goal in the postseason and first since doing so in consecutive outings on May 3-5, 2011 w/VAN @ NSH...**Andrew Cogliano**, **Emerson Etem** and **Sami Vatanen** also scored for the Ducks, who advanced to the Second Round for the sixth time in the last 12 NHL seasons (also 2003, 2006, 2007, 2009, 2014)...**Fredrik Andersen** won his fourth consecutive game, turning aside 25-of-27 shots.

PP: 0-1 PK: 1-3 SF: 35 SA: 27
TOI: Beauchemin (22:50)

Three Stars: 1. Kesler 2. Cogliano 3. Stuart

WESTERN CONFERENCE SECOND ROUND

GAME 1 (APRIL 30, 2015) - ANAHEIM 6 VS. CALGARY 1

The Ducks opened their Second Round series with a 6-1 victory over the Calgary Flames at Honda Center...Anaheim's six goals matched a club single-game playoff record, accomplished four times previously...**Corey Perry** (2-2-4) and **Ryan Getzlaf** (1-3-4) both tied a franchise record for points in a playoff game, marking the fourth and fifth four-point games in club history and the second career by **Perry** (2015 First Round Game 1 vs. WPG)...**Getzlaf** set personal single-game playoff career highs in both points and assists as he and **Perry** became the first set of Ducks teammates to each collect four points in the same postseason game...**Emerson Etem**, **Patrick Maroon** and **Matt Beleskey** also scored for Anaheim, which posted its first five-game playoff win streak since May 17-30, 2007 (Games 4-6 WCF & Games 1-2 of SCF vs. OTT)...**Fredrik Andersen** became the first Anaheim goaltender to win five straight postseason games since **J.S. Giguere** from May 17-30, 2007, stopping 23-of-24 shots.

PP: 0-3 PK: 2-4 SF: 35 SA: 24
TOI: Fowler (21:49)

Three Stars: 1. Perry 2. Getzlaf 3. Vatanen

GAME 2 (MAY 3, 2015) - ANAHEIM 3 VS. CALGARY 0

Anaheim tied a franchise record with their sixth straight playoff win, earning a 3-0 victory over the Calgary Flames in Game 2 at Honda Center...**Fredrik Andersen** matched a franchise playoff record with his sixth consecutive win, stopping all 30 shots for his first career postseason shutout...with 0-2-2 points, **Corey Perry** (27-42-69) tied **Teemu Selanne** (69) for second place on the franchise's all-time playoff scoring list...**Ryan Getzlaf** recorded his second consecutive multi-point game (0-2-2), giving him 1-5-6 points in his last two contests...**Matt Beleskey** posted his second goal in as many games before **Hampus Lindholm** extended his career high point streak to four consecutive contests (1-4-5) with his first career Stanley Cup Playoff goal at 11:15 of the third period...**Nate Thompson** added his first goal of the 2015 postseason and first playoff goal as a Duck (empty net) at 17:44 of the third.

PP: 0-4 PK: 0-3 SF: 34 SA: 30
TOI: Beauchemin (22:35)

Three Stars: 1. Andersen 2. Kesler 3. Ramo

2015 DUCKS PLAYOFF NOTES

GAME 3 (MAY 5, 2015) - ANAHEIM 3 @ CALGARY 4 OT

The Ducks had a franchise-tying six-game playoff win streak snapped and suffered their first loss of the 2015 Stanley Cup Playoffs with a 4-3 overtime setback to the Flames at Scotiabank Saddledome...**Corey Perry** recorded his league-leading sixth goal for his 70th career postseason point, surpassing Teemu Selanne (35-34=69) for second place on the franchise's all-time playoff points list...**Ryan Getzlaf** (0-2=2) and **Simon Despres** (0-2=2) led all skaters with two points, while Anaheim also received goals from **Matt Beleskey** and **Patrick Maroon**...Beleskey's goal marked his third in as many games, marking a playoff career high...stopping 17-of-21 shots, **Frederik Andersen** had his franchise-tying six-game win streak halted in the loss.

PP: 0-2 PK: 1-6 SF: 21 SA: 21
TOI: Beauchemin (26:59)
Three Stars: 1. Backlund 2. Colborne 3. Despres

GAME 4 (MAY 8, 2015) - ANAHEIM 4 @ CALGARY 2

Anaheim took a 3-1 lead in its Second Round series vs. the Calgary Flames following a 4-2 victory at Scotiabank Saddledome...**Matt Beleskey** extended his goal-scoring streak to a franchise-tying four straight games (4-0=4) and collected his second game-winner of the series...Beleskey became the second player in club history to score in the club's first four games of a playoff series and first since Teemu Selanne in Games 1-4 of the 2011 CQF vs. NSH...with two assists, **Francois Beauchemin** surpassed Scott Niedermayer to become the franchise's all-time leader in postseason scoring by a defenseman (10-25=35)...**Jakob Silfverberg** (1-1=2) recorded his third road multi-point playoff game, co-leading all NHL players...Anaheim also received goals from **Andrew Coglian** and **Patrick Maroon** to help improve the team's all-time record in Game 4s to 15-8 (.652)...stopping 25-of-27 shots, **Frederik Andersen** improved to 7-1 with a 1.96 GAA and .927 SV% in the postseason.

PP: 2-4 PK: 0-2 SF: 29 SA: 27
TOI: Beauchemin (24:04)
Three Stars: 1. Silfverberg 2. Ramo 3. Andersen

GAME 5 (MAY 10, 2015) - ANAHEIM 3 @ CALGARY 2 OT

The Ducks clinched their Second Round series vs. the Calgary Flames with a 3-2 overtime victory in Game 5 at Honda Center...**Corey Perry's** overtime tally was the first of his playoff career and the fourth series-winning OT goal in club history, helping Anaheim advance to the Western Conference Final for the fourth time in club history...**Matt Beleskey** established a franchise playoff record by extending his goal-scoring streak to five games (5-0=5) at 1:11 of the third period...with two assists in the win, **Francois Beauchemin** tied Scott Niedermayer for the all-time franchise lead in postseason assists by a defenseman (26)...**Jakob Silfverberg** recorded his second consecutive multi-point game and fourth of the playoffs (1-1=2), while **Ryan Kesler** extended his scoring streak to four games with his fourth goal of the postseason...**Frederik Andersen** turned aside 17-of-19 shots to improve his record to 8-1 in the 2015 postseason.

PP: 2-4 PK: 1-4 SF: 47 SA: 19
TOI: Beauchemin (25:43)
Three Stars: 1. Perry 2. Kesler 3. Ramo

WESTERN CONFERENCE FINAL

GAME 1 (MAY 17, 2015) - ANAHEIM 4 VS. CHICAGO 1

Anaheim began its Western Conference Final series with a 4-1 win over the Chicago Blackhawks at Honda Center...the Ducks pushed their home win streak to six games, the second-longest in franchise history and tops in the 2015 Stanley Cup Playoffs...**Frederik Andersen** stopped 32-of-33 shots to push his record to 9-1, co-leading NHL goaltenders in wins...Andersen improved to 9-0 in home postseason games all-time, the longest home winning streak to begin a career by any goaltender in Stanley Cup Playoffs history...**Nate Thompson** (1-1=2) and **Hampus Lindholm** (1-1=2) each recorded their first career playoff multi-point games, while **Jakob Silfverberg** (1-1=2) posted his third straight multi-point contest...**Kyle Palmieri** collected his first career GWG and **Matt Beleskey** extended his playoff scoring streak to six games (5-1=6), the second-longest in the 2015 Playoffs.

PP: 0-1 PK: 0-3 SF: 27 SA: 33
TOI: Beauchemin (23:31)
Three Stars: 1. Andersen 2. Lindholm 3. Thompson

GAME 2 (MAY 19, 2015) - ANAHEIM 2 VS. CHICAGO 3 (3 OT)

The Ducks played the longest game in Honda Center history and second-longest in franchise history, a triple-overtime 3-2 loss to the Chicago Blackhawks in Game 2...the club had played into triple overtime on four previous occasions, all on the road (three 3-OT, one 5-OT)...it was the ninth multiple overtime game in Ducks history and first since Game 2 of the CSF on May 3, 2009 @ DET...sixteen of 18 Anaheim skaters set career highs in TOI...the game concluded at 16:12 of the sixth period when Marcus Kruger scored his second goal of the playoffs...the Ducks were credited with 62 shots on net, one shy of the franchise record...**Frederik Andersen** stopped 53-of-56 shots, both career highs...**Corey Perry** scored his team-leading eighth goal to move into a share of the Stanley Cup Playoff scoring lead with 16 points (8-8=16)...**Andrew Coglian** also scored for Anaheim, which received assists from **Ryan Getzlaf**, **Sami Vatanen**, **Cam Fowler** and **Nate Thompson**.

PP: 0-5 PK: 2-5 SF: 62 SA: 56
TOI: Beauchemin (46:29)
Three Stars: 1. Kruger 2. Crawford 3. Andersen

GAME 3 (MAY 21, 2015) - ANAHEIM 2 VS. CHICAGO 1

Frederik Andersen turned aside 27-of-28 shots to lead the Ducks to a 2-1 victory over the Chicago Blackhawks at the United Center...with two assists (0-2=2), **Ryan Getzlaf** tied his own franchise record for most assists in a playoff season with 14, originally set in 2009...**Patrick Maroon** opened the scoring with his fifth goal of the playoffs on the power play at 12:55 of the first period...after Chicago tied the game with less than a minute remaining in the period, **Simon Despres** reclaimed the lead with his first career Stanley Cup Playoff goal, and the eventual game winner, at 19:05 of the middle frame...Anaheim defensemen accounted for four of its six points, including assists by **Cam Fowler** and **Hampus Lindholm**...the Ducks were 1-for-1 on the power play and 5-for-5 on the penalty kill to help them take a 2-1 series lead and improve to 10-2 in the postseason.

PP: 1-1 PK: 0-5 SF: 27 SA: 28
TOI: Despres (23:26)
Three Stars: 1. Andersen 2. Getzlaf 3. Kane

GAME 4 (MAY 23, 2015) - ANAHEIM 4 @ CHICAGO 5 (2 OT)

The Ducks scored the second-fastest three goals in Stanley Cup Playoff history in 37 seconds of the third period, courtesy of **Ryan Kesler** (8:42) **Matt Beleskey** (9:05) and **Corey Perry** (9:19)...the fastest three playoff goals were scored 23 seconds apart by the 1979 Toronto Maple Leafs on Apr. 12, 1979 vs. ATL...Anaheim's previous franchise playoff record was exactly four minutes on May 23, 2006 vs. Edmonton (O'Donnell at 7:15, Selanne at 9:13 and Kunitz at 11:15 in the third period)...the three-goal outburst paved the way for the second multi-OT game of the series, which ended in a 5-4 Chicago win...**Ryan Getzlaf** established a franchise record for assists in a playoff year with his 15th of the campaign, while Perry earned his career-high ninth goal of the postseason...**Francois Beauchemin** recorded his 27th career postseason assist to surpass Scott Niedermayer for the all-time franchise lead in playoff assists by a defenseman.

PP: 0-2 PK: 1-4 SF: 51 SA: 40
TOI: Fowler (32:31)
Three Stars: 1. Toews 2. Perry 3. Kane



GAME 5 (MAY 25, 2015) - ANAHEIM 5 VS. CHICAGO 4 (OT)

Anaheim took a 3-2 series lead in the Western Conference Final with a 5-4 overtime victory over Chicago at Honda Center...with 11 wins and three OT losses, the Ducks tied an NHL record by going 14 consecutive games to start the playoffs without losing in regulation (the 1979 New York Rangers also with 11 wins and three OT losses)...

Matt Beleskey scored his first career overtime goal at 45 seconds of the extra frame, marking the second-fastest goal to begin an OT in franchise history...**Ryan Getzlaf** (2-17=19) established a franchise record for most points in a playoff campaign with his 19th of the 2015 postseason (14 games)...Getzlaf pushed his point/assist streak to five games (0-7=7), representing the NHL's longest postseason assist streak since LA's Jeff Carter from May 16-28, 2014 (six games, 5-7=12)...**Cam Fowler**, **Ryan Kesler**, **Patrick Maroon** and **Sami Vatanen** also scored for Anaheim.

PP: 0-2 **PK:** 0-2 **SF:** 28 **SA:** 28

TOI: Fowler (23:50)

Three Stars: 1. Kesler 2. Vatanen 3. Teravainen

GAME 6 (MAY 27, 2015) - ANAHEIM 2 @ CHICAGO 5

Chicago forced a Game 7 in the Western Conference Final with a 5-2 win over the Anaheim Ducks at the United Center...the Ducks suffered their first regulation loss of the playoffs, snapping a 14-game streak that had equaled an NHL playoff record...

Frederik Andersen went to 11-4 in the playoffs after making 18 saves...**Patrick Maroon** opened the scoring for Anaheim in the second period with his seventh goal of the playoffs, tied for second on the club...**Clayton Stoner** scored the Ducks' second goal and second of his playoff career, both coming against Chicago at the United Center (last: Game 1 of the 2014 Second Round with MIN).

PP: 1-3 **PK:** 0-3 **SF:** 32 **SA:** 23

TOI: Beuchemin (23:45)

Three Stars: 1. Keith 2. Kane 3. Saad

GAME 7 (MAY 30, 2015) - ANAHEIM 3 VS. CHICAGO 5

The Blackhawks advanced to the Stanley Cup Final with a 5-3 victory against the Ducks at Honda Center...the result was only Anaheim's second regulation loss of the postseason...Chicago received two first-period goals by Jonathan Toews and second-period tallies from Brandon Saad and Marian Hossa to stake a four-goal lead...**Ryan Kesler** and **Corey Perry** got Anaheim to within two until Brent Seabrook's power-play goal at 13:28 of the third...**Matt Beleskey** earned the Ducks' third goal, on the power play, with 42 seconds remaining in regulation...**Frederik Andersen** turned away 21-of-26 shots in his fifth loss.

PP: 1-2 **PK:** 2-4 **SF:** 38 **SA:** 26

TOI: Beuchemin (24:13)

Three Stars: 1. Toews 2. Kane 3. Richards

2014 DUCKS PLAYOFF STATS

POS	NO.	Player	GP	AVG		G	A	P	+/-	PIM	PP	SH	GW	S	%
				TOI											
C	15	RYAN GETZLAF	12	21:25		4	11	15	-2	10	1	0	0	32	12.5
R	10	COREY PERRY	13	19:41		4	7	11	-2	19	2	0	0	38	10.5
C	13	NICK BONINO	13	17:44		4	4	8	+3	8	1	0	1	22	18.2
L	62	*PATRICK MAROON	13	13:03		2	5	7	-2	38	1	0	0	21	9.5
C	7	ANDREW COGLIANO	13	14:53		1	6	7	-2	8	0	1	1	17	5.9
R	8	TEEMU SELANNE	12	12:17		2	4	6	-2	4	1	0	0	24	8.3
R	77	DEVANTE SMITH-PELLEY	12	14:41		5	0	5	-1	24	2	0	1	26	19.2
C	22	MATHIEU PERREAULT	11	12:36		2	3	5	-4	18	2	0	1	15	13.3
L	39	MATT BELESKEY	5	14:33		2	2	4	0	8	1	0	1	13	15.4
D	23	FRANCOIS BEAUCHEMIN	13	23:57		0	4	4	-4	2	0	0	0	15	0.0
D	4	CAM FOWLER	13	23:51		0	4	4	+2	4	0	0	0	20	0.0
R	21	KYLE PALMIERI	9	10:12		3	0	3	+1	14	0	0	0	12	25.0
D	6	BEN LOVEJOY	13	19:38		2	0	2	+1	8	0	0	1	13	15.4
R	33	JAKOB SILFVERBERG	13	14:55		2	0	2	-3	4	0	0	1	17	11.8
C	67	*RICKARD RAKELL	4	10:58		1	1	2	-2	0	1	0	0	2	50.0
D	47	*HAMPUS LINDHOLM	11	18:09		0	2	2	-2	0	0	0	0	6	0.0
D	55	BRYAN ALLEN	13	18:20		1	0	1	-4	28	0	0	0	9	11.1
C	11	SAKU KOIVU	13	12:44		0	1	1	-3	8	0	0	0	5	0.0
L	34	DANIEL WINNIK	9	13:36		0	1	1	+1	2	0	0	0	11	0.0
D	45	*SAMU VATANEN	5	20:14		0	1	1	-2	0	0	0	0	10	0.0
D	5	LUCA SBISA	2	14:20		0	1	1	-2	5	0	0	0	3	0.0
D	28	MARK FISTRIC	5	13:25		0	0	0	-1	6	0	0	0	4	0.0
D	19	STEPHANE ROBIDAS	3	15:51		0	0	0	0	2	0	0	0	4	0.0
R	65	EMERSON ETEM	4	10:21		0	0	0	0	12	0	0	0	9	0.0

NO.	PLAYER	GPI	MIN	AVG	W	L	OT	SO	GA	SA	SV%	G	A	PIM
31	*Frederik Andersen	7	368	3.10	3	2	0	0	19	189	.899	0	0	0
1	Jonas Hiller	6	219	2.19	2	2	1	0	8	85	.906	0	0	0
36	*John Gibson	4	200	2.70	2	2	0	1	9	111	.919	0	0	0
ANA GOALTENDING TOTALS		13	794	2.79	7	6	1	1	37	386	.904	0	0	0

*=ROOKIE

The Anaheim Ducks entered the 2014 Stanley Cup Playoffs as the top seed in the Western Conference, having posted a franchise-best record of 54-20-8 during the regular season...the Ducks set season records for standings points (116), wins (54) and win/points percentage (.707), and led the league in goals (263) for the first time in club history (excluding shootout tallies)...Anaheim faced Dallas in the First Round of the Stanley Cup Playoffs for the third time and the first since 2008...the Ducks defeated the Stars, 4-2, for their first postseason series win since 2009...in the Second Round, Anaheim and Los Angeles met for the first time in the playoffs, marking the first ever postseason series between two major local teams...the series went a full seven games with the Ducks eventually falling on May 16 at Honda Center...**Ryan Getzlaf** led the team in playoff scoring (4-11=15) and assists, and **Devante Smith-Pelly** paced the club in goals (5)...among NHL rookies, **Patrick Maroon** ranked sixth in assists (5) and tied for sixth in scoring (2-5=7) and goals...**John Gibson** (20 years and 300 days) became the youngest goalie in NHL history to record a shutout in his playoff debut after stopping all 28 shots in a 2-0, Game 4 win on May 10 at Los Angeles...Gibson was only the sixth NHL goaltender in the last 60 years to post a shutout in his first Stanley Cup Playoff game, the first since Jonas Hiller did so for the Ducks on Apr. 16, 2009 at San Jose.



WESTERN CONFERENCE FIRST ROUND

GAME 1 (APRIL 16, 2014) - ANAHEIM 4 VS. DALLAS 3

The Anaheim Ducks opened their 2014 Stanley Cup Playoff First Round series against the Dallas Stars with a 4-3 victory before 17,294 at Honda Center... Anaheim won its second consecutive playoff series opener and improved to 11-9 in all-time Game 1s... at 24 years and 196 days, **Frederik Andersen** became the third rookie goaltender in club history to play in a playoff game (Tom Askey in 1999 and Ilya Bryzgalov in 2006), and the first rookie goaltender to win his playoff debut after stopping 32-of-35 shots... **Ryan Getzlaf** (1-1=2), **Matt Beleskey** (1-1=2) and **Francois Beauchemin** (0-2=2) co-led the team in scoring, as Getzlaf recorded his 19th career multi-point game, Beleskey posted his first career multi-point game and Beauchemin passed Rob Niedermayer for seventh in all-time playoff points as a Duck (28)... **Kyle Palmieri** and **Mathieu Perreault** also scored for Anaheim, which had nine players on the scoresheet.

PP: 2-5 PK: 1-5 SF: 35 SA: 35
TOI: Beauchemin (22:18)
Three Stars: 1. Bonino 2. Seguin 3. Getzlaf

GAME 2 (APRIL 18, 2014) - ANAHEIM 3 VS. DALLAS 2

Anaheim took a two-game series lead over the Dallas Stars with a 3-2 victory in front of 17,426 at Honda Center... one game removed from suffering deep facial lacerations from being struck by a puck, **Ryan Getzlaf** led all skaters with his second consecutive multi-point game (1-1=2) and finished with a +3 rating... linemate **Corey Perry** scored his first playoff goal since Game 4 of the 2011 CQF on Apr. 20 @ NSH, while **Andrew Coglian** became the sixth Duck in club history to score a SHG in the postseason, which also marked his first career Stanley Cup Playoff goal and served as the game-winner... making his second career postseason start, **Frederik Andersen** turned away 34-of-36 shots for his second straight win.

PP: 0-3 PK: 1-6 SF: 19 SA: 36
TOI: Fowler (22:02)
Three Stars: 1. Getzlaf 2. Perry 3. Fowler

GAME 3 (APRIL 21, 2014) - ANAHEIM 0 @ DALLAS 3

The Ducks suffered their first postseason shutout loss since 2008 with a 3-0 setback to the Dallas Stars at American Airlines Center... **Frederik Andersen** suffered his first career playoff loss after stopping 19-of-22 shots... **Corey Perry** appeared in his 64th career playoff game to match **Samuel Pahlsson** (64) for fifth in all-time Ducks postseason appearances, while **Devante Smith-Pelly** recorded a game-high 10 hits, the most by a Duck in the playoffs since 2006.

PP: 0-5 PK: 0-3 SF: 37 SA: 22
TOI: Beauchemin (27:08)
Three Stars: 1. Lehtonen 2. Ja. Benn 3. Daley

GAME 4 (APRIL 23, 2014) - ANAHEIM 2 @ DALLAS 4

Anaheim jumped out to a two-goal advantage in the first period, but Dallas responded with two goals in the second and another two in the third for a 4-2 win at American Airlines Center... the victory by the Stars marked the fourth consecutive win by the home team in this series... **Bryan Allen** and **Patrick Maroon** each scored their first career playoff goals, while **Cam Fowler**, **Andrew Coglian** and **Mathieu Perreault** recorded their first assists of the postseason... **Frederik Andersen** stopped 21-of-25 shots before being relieved by **Jonas Hiller**, who stopped one shot in 10:34 TOI... **Corey Perry** appeared in his 65th career playoff game to surpass **Samuel Pahlsson** for fifth in all-time Ducks games played.

PP: 0-3 PK: 0-3 SF: 23 SA: 26
TOI: Beauchemin (27:14)
Three Stars: 1. Goligowski 2. Fiddler 3. Eakin

GAME 5 (APRIL 25, 2014) - ANAHEIM 6 VS. DALLAS 2

The Ducks scored a playoff-record four power-play goals en route to a 6-2 victory over the Dallas Stars in Game 5 of the First Round series... the six Anaheim goals also tied a club single-game playoff record, accomplished three previous times... with a career-tying 1-2=3 points, **Ryan Getzlaf** surpassed **Teemu Selanne** to become the club's all-time leading scorer in the postseason (24-42=66)... **Corey Perry** (1-2=3) tied playoff career highs in points and assists, while **Rickard Rakell** became the first Anaheim player to record his first career NHL goal in the postseason... **Mathieu Perreault** (1-1=2), **Nick Bonino** (1-0=1) and **Jakob Silfverberg** also scored for Anaheim, which took a 3-2 lead in the best-of-seven series... **Frederik Andersen** made his fifth straight start, stopping 34-of-36 shots for his third career Stanley Cup Playoffs victory.

PP: 4-6 PK: 0-7 SF: 23 SA: 36
TOI: Beauchemin (25:14)
Three Stars: 1. Getzlaf 2. Perry 3. Perreault

GAME 6 (APRIL 27, 2014) - ANAHEIM 5 VS. DALLAS 4 OT

The Ducks advanced to the Second Round of the 2014 Stanley Cup Playoffs with a 5-4 overtime victory on Apr. 27 @ DAL... Anaheim became the fifth NHL team since 1977 to rally from a multiple-goal deficit in the final 2:10 of regulation to win a playoff game with a **Nick Bonino** goal at 17:50 of the third period and a **Devante Smith-Pelly** tally with 24 seconds remaining in regulation... Bonino completed the comeback with his second career OT goal at 2:47 of the extra frame... Bonino joined **Scott Niedermayer**, **Paul Kariya** and **Petr Sykora** as the only Ducks players to have two OT goals in Ducks postseason history and the third Duck to end a playoff series in overtime (Keith Carney, 2003 vs. DET; Scott Niedermayer, 2007 vs. VAN)... the win marked just the third time in franchise history where two Ducks players had multi-goal performances in a single playoff game (Smith-Pelly, Bonino)... **Smith-Pelly** (21 years and 317 days) also became the youngest Ducks player to record a multi-goal game in the postseason... Jonas Hiller stopped 12-of-12 shots to become the first goalie in Ducks history to win a playoff game in relief.

PP: 1-5 PK: 1-4 SF: 30 SA: 24
TOI: Beauchemin (28:13)
Three Stars: 1. Bonino 2. Daley 3. Hiller

2014 DUCKS PLAYOFF NOTES

WESTERN CONFERENCE SECOND ROUND

GAME 1 (MAY 3, 2014) - ANAHEIM 2 VS. LOS ANGELES 3 OT

The first ever playoff series between two Southern California teams (NHL, NFL, MLB, NBA) opened with a 3-2 comeback win by Los Angeles over Anaheim at Honda Center...the Ducks suffered their first loss in the last seven home games after allowing the game-tying goal with seven seconds remaining in regulation and the game winner at 12:07 of overtime...**Teemu Selanne** became the third-oldest player to score a goal in the postseason, joining DET's Chris Chelios (45 years, 86 days on Apr. 21, 2007 vs. CGY) and HFD's Gordie Howe (52 years, 9 days on Apr. 9, 1980 @ MTL)...**Ryan Getzlaf** recorded his fourth multi-point game (0-2=2) of the playoffs and moved ahead of Selanne (67) for the all-time franchise lead in playoff scoring (68)...**Matt Beleskey** also scored for Anaheim, his second of the playoffs and fourth of his career...**Jonas Hiller** turned away 33-of-36 shots in the setback.

PP: 0-4 PK: 1-4 SF: 35 SA: 36

TOI: Beauchemin (28:31)

Three Stars: 1. Gaborik 2. Selanne 3. Quick

GAME 2 (MAY 5, 2014) - ANAHEIM 1 VS. LOS ANGELES 3

Anaheim tied its 2014 playoff high in shots and earned its first PPG of the Second Round but eventually fell to Los Angeles, 3-1, in Game 2 at Honda Center...the Ducks were held to only one goal despite outshooting the Kings (37-17)...**Patrick Maroon** earned Anaheim's lone tally, recording his first career Stanley Cup Playoff PPG at 9:40 of the first period...**Ryan Getzlaf** earned his team-leading seventh assist of the postseason on the Maroon goal, as did **Cam Fowler** (fourth)...**Jonas Hiller** got his second consecutive start in net, turning away 14-of-16 shots.

PP: 1-4 PK: 0-3 SF: 37 SA: 17

TOI: Beauchemin (24:19)

Three Stars: 1. Quick 2. Martinez 3. Maroon

GAME 3 (MAY 8, 2014) - ANAHEIM 3 @ LOS ANGELES 2

The Ducks earned their first win of their Second Round series against the Los Angeles Kings with a 3-2 victory in Game 3 at Staples Center...the win cut the Kings' series lead to 2-1 and gave the Ducks their third consecutive victory at Staples Center dating to the regular season...**Corey Perry** opened the scoring on the power play at 4:06 of the first period, marking his first goal of the series and third of the playoffs...**Teemu Selanne**, who scored his second goal of the postseason on the power play at 15:10 of the second, became the oldest player in NHL history to score multiple goals in a single playoff campaign...**Ben Lovejoy** collected the game-winner at 17:05 of the third, marking his second goal of the playoffs...**Patrick Maroon** earned his fifth assist on Perry's goal to extend his point streak to six games, the longest by an NHL rookie in the playoffs since the Kings' Warren Rychel (six games)...**Jonas Hiller** earned the win in relief, stopping 7-of-8 shots in the final 10 minutes of regulation...**Frederik Andersen** got the start, turning away 22-of-23 shots before leaving in the third with a lower-body injury.

PP: 2-2 PK: 1-1 SF: 22 SA: 31

TOI: Beauchemin (22:42)

Three Stars: 1. Selanne 2. Carter 3. Vatanen

GAME 4 (MAY 10, 2014) - ANAHEIM 2 @ LOS ANGELES 0

Anaheim evened its Second Round series vs. the Los Angeles Kings with a 2-0 shutout victory in Game 4 at Staples Center, deadlocking the seven-game set at two games apiece...**John Gibson** (20 years, 330 days) became the youngest goaltender in NHL history to record a shutout in his playoff debut, stopping all 28 shots...Gibson was also the youngest goalie to start a playoff game since CBJ's Steve Mason (20 years and 329 days) on Apr. 23, 2009 vs. DET and the youngest to win a playoff game since MTL's Carey Price (20 years and 238 days) on Apr. 24, 2008 vs. PHI...**Ryan Getzlaf** recorded his fifth multi-point game of the playoffs (1-1=2), tying him for the NHL postseason lead...**Corey Perry** also earned his third multi-point game (0-2=2) to help Anaheim earn the fourth consecutive win by the road team in the series.

PP: 1-3 PK: 0-4 SF: 14 SA: 28

TOI: Fowler (23:06)

Three Stars: 1. Gibson 2. Perry 3. Fowler

GAME 5 (MAY 12, 2014) - ANAHEIM 4 VS. LOS ANGELES 3

The Ducks took a 3-2 lead in the best-of-seven series against the Los Angeles Kings with a 4-3 victory in Game 5 at Honda Center...Anaheim snapped a four-game winning streak by the road team in the series and won its third consecutive game over the Kings...**Devante Smith-Pelly** scored a game-high two goals (2-0=2) for his second multi-goal game of the playoffs...**Ryan Getzlaf** extended his point/assist streak to five straight games (1-6=7) with his 10th assist of the postseason, while **Nick Bonino** (4) and **Jakob Silfverberg** (2) also scored for the Ducks...making his second career playoff start, **John Gibson** turned away 39-of-42 shots for his second straight win.

PP: 1-3 PK: 1-3 SF: 24 SA: 42

TOI: Beauchemin (22:34)

Three Stars: 1. Smith-Pelly 2. Gaborik 3. Gibson

GAME 6 (MAY 14, 2014) - ANAHEIM 1 @ LOS ANGELES 2

Anaheim dropped a 2-1 decision to the Los Angeles Kings in Game 6 at Staples Center, evening the Second Round series at three games apiece...**Kyle Palmieri** scored the Ducks' lone goal at 15:42 of the second period, his second of the playoffs...**Nick Bonino** earned the lone assist on the Palmieri tally, marking his third point in the last four games...**John Gibson** suffered his first career NHL loss (regular or postseason) after stopping 21-of-23 shots.

PP: 0-5 PK: 0-4 SF: 22 SA: 23

TOI: Fowler (25:06)

Three Stars: 1. Kopitar 2. Beauchemin 3. Muzzini

GAME 7 (MAY 16, 2014) - ANAHEIM 2 @ LOS ANGELES 6

The Ducks were eliminated from the Stanley Cup Playoffs with a 6-2 loss to Los Angeles in Game 7 of the Second Round...**Kyle Palmieri** and **Corey Perry** scored for Anaheim, which received single assists from **Andrew Cogliano**, **Nick Bonino**, **Ryan Getzlaf** and **Hampus Lindholm**...Perry also received his first career playoff penalty shot, an unsuccessful attempt vs. Jonathan Quick...in his final NHL game, **Teemu Selanne** recorded three shots with three hits in 14:02 TOI.

PP: 0-3 PK: 2-5 SF: 27 SA: 30

TOI: Fowler (25:42)

Three Stars: 1. Richards 2. Quick 3. Williams



POS	NO.	Player	AVG		G	A	P	+/-	PIM	PP	SH	GW	S	S%
			GP	TOI										
C	15	RYAN GETZLAF	7	21:27	3	3	6	+2	6	1	1	0	15	20.0
D	23	FRANCOIS BEACHEMIN	7	25:22	2	4	6	-2	4	1	0	0	13	15.4
R	65	*EMERSON ETEM	7	12:50	3	2	5	+4	2	0	0	0	12	25.0
R	51	KYLE PALMIERI	7	10:34	3	2	5	+5	4	0	0	0	11	27.3
C	13	NICK BONINO	7	16:37	3	1	4	+2	4	2	0	2	16	18.8
L	9	BOBBY RYAN	7	16:17	2	2	4	+1	0	0	0	0	15	13.3
L	39	MATT BELESKEY	7	11:01	2	1	3	+1	2	1	0	0	13	15.4
R	8	TEEMU SELANNE	7	13:59	1	2	3	+1	6	1	0	1	16	6.3
C	11	SAKU KOIVU	7	17:52	1	2	3	-4	6	1	0	0	6	16.7
D	4	CAM FOWLER	7	22:44	0	3	3	+3	0	0	0	0	9	0.0
C	20	DAVID STECKEL	7	9:46	1	1	2	+1	0	0	0	0	7	14.3
R	10	COREY PERRY	7	20:20	0	2	2	0	4	0	0	0	24	0.0
D	6	BEN LOVEJOY	7	21:05	0	2	2	+4	0	0	0	0	13	0.0
C	7	ANDREW COGLIANO	7	15:46	0	1	1	-3	4	0	0	0	11	0.0
D	55	BRYAN ALLEN	7	17:22	0	1	1	+1	2	0	0	0	5	0.0
C	34	DANIEL WINNIK	7	15:04	0	1	1	-4	7	0	0	0	22	0.0
D	44	SHELDON SOURAY	6	19:31	0	1	1	-2	4	0	0	0	13	0.0
D	5	LUCA SBISA	5	21:25	0	0	0	-2	4	0	0	0	3	0.0
D	32	TONI LYDMAN	3	15:08	0	0	0	+1	0	0	0	0	1	0.0

NO.	PLAYER	GPI	MIN	AVG	W	L	EN	SO	GA	SA	SV%	G	A	PIM
1	JONAS HILLER	7	439	2.46	3	4	0	1	18	218	.917	0	1	0
ANA GOALTENDING TOTALS		7	439	2.46	3	4	0	1	18	218	.917	0	1	0

* = Rookie

The Anaheim Ducks finished the 2012-13 regular season with a 30-12-6 record (66 pts.), winning their second Pacific Division title in franchise history...the Ducks compiled the best winning percentage in club history (.688), besting the 2007 club (48-20-14, .671)... Anaheim finished second in the Western Conference and third overall in the NHL, behind only Chicago and Pittsburgh...the club's third-place finish in the overall league standings was the highest in club history...the Ducks met the Detroit Red Wings for the sixth time in the Stanley Cup Playoffs and the first since 2009...the series stretched to seven games, where the Red Wings pulled out a 3-2 win in Game 7 to advance to the Western Conference Semifinals...four of the seven games went to overtime, a first for both franchises in a single playoff series...**Ryan Getzlaf** (3-3=6) and **Francois Beauchemin** (2-4=6) co-led the Ducks in scoring, while **Jonas Hiller** started all seven games of the Western Conference Quarterfinal series...rookie **Emerson Etem** (3-2=5) finished tied for third on the club in scoring and was the youngest Duck to ever score in a Game 7 on May 12 at Honda Center.

2013 DUCKS PLAYOFF NOTES

WESTERN CONFERENCE QUARTERFINALS

GAME 1 (APRIL 30, 2013) - ANAHEIM 3 VS. DETROIT 1

The Anaheim Ducks opened their 2013 Western Conference Quarterfinal series against the Detroit Red Wings with a 3-1 victory before 17,200 at Honda Center...**Teemu Selanne** scored his 10th career playoff GWG, becoming the second-oldest player to score a GWG in Stanley Cup Playoff history with his power-play marker at 1:29 of the third period...**Nick Bonino** earned the first goal of the series with a PPG tally at 10:24 of the first before Daniel Cleary tied the score with less than four minutes remaining in the opening frame...following Selanne's marker, **Francois Beauchemin** added an empty netter for his ninth career playoff goal, becoming the club's all-time leader among defensemen...**Cam Fowler**, **Ben Lovejoy**, **Ryan Getzlaf**, **Daniel Winnik** and **Matt Beleskey** each earned single assists in the winning cause...**Jonas Hiller** stopped 21-of-22 shots for his eighth career postseason win.

PP: 2-4 PK: 1-4 SF: 27 SA: 22

TOI: Beauchemin (25:28)

Three Stars: 1. Selanne 2. Hiller 3. Koivu

GAME 2 (MAY 2, 2013) - ANAHEIM 4 VS. DETROIT 5 OT

The Ducks erased a three-goal deficit in the third period to tie the game and force OT, but the Red Wings began the extra frame on the power play and center Gustav Nyquist scored just 1:21 into the period to tie the series at one game apiece...after jumping out to a 3-0 lead, the Ducks cut the deficit to two goals with a **Saku Koivu** PPG at 10:53 of the second period (**Teemu Selanne** and **Francois Beauchemin** with the assists)...as the Red Wings scored again just 20 seconds into the third period, the Ducks scored three goals within a 10-minute span to tie the game...**Ryan Getzlaf**'s even-strength goal came at 7:50 of the third (**Kyle Palmieri** and **Bryan Allen** with the helpers), while Palmieri scored his first career playoff goal at 12:31 (also even strength)...assist was picked up by **Nick Bonino** (first career playoff assist) and **Bobby Ryan**...with 2:22 remaining in the game, Ryan scored another goal to tie it at 4-4...**Cam Fowler** and Koivu notched the assists...**Jonas Hiller** recorded the loss, stopping 27-of-32 shots in the contest.

PP: 1-5 PK: 3-6 SF: 32 SA: 32

TOI: Beauchemin (28:55)

Three Stars: 1. Nyquist 2. Ryan 3. Palmieri

GAME 3 (MAY 4, 2013) - ANAHEIM 4 @ DETROIT 0

Anaheim took a 2-1 lead in the Western Conference Quarterfinals vs. Detroit with a 4-0 shutout victory in Game 3 at Joe Louis Arena...it marked Anaheim's first playoff shutout in 28 games vs. the Red Wings and second all-time at Detroit including regular season play (last: Mar. 30, 1997; 1-0 OT)...**Ryan Getzlaf** led all skaters with 1-1=2 points, including his second career SHG at 6:33 of the third period...**Nick Bonino** opened the scoring with a PPG at 15:29 of the second period, his second of the playoffs...less than two minutes after the Getzlaf SHG, **Emerson Etem** earned the first of his NHL career, becoming the 11th rookie to collect his first NHL playoff goal in a Ducks uniform...**Matt Beleskey** rounded out the scoring with a PPG at 13:34 of the third...**Teemu Selanne**, **Bobby Ryan**, **Corey Perry** and **Saku Koivu** each picked up single assists in the winning effort...**Jonas Hiller** turned away all 23 shots faced for his third career postseason shutout.

PP: 2-6 PK: 0-6 SF: 29 SA: 23

TOI: Beauchemin (24:24)

Three Stars: 1. Getzlaf 2. Hiller 3. Etem

GAME 4 (MAY 6, 2013) - ANAHEIM 2 @ DETROIT 3 OT

The Ducks held the Red Wings scoreless through 41 minutes of play, but Detroit answered the call twice in the third period and eventually scored the game-winner in overtime to bring the series to a 2-2 tie...**Matt Beleskey** scored his second goal of the postseason at 5:07 of the first period...**Andrew Coglian** picked up his first career playoff point on the goal...after Detroit's Brendan Smith ended the club's shutout streak of 101:18 at 1:18 of the third, **David Steckel** scored his first of the 13th playoffs at 10:40 of the third with helpers from **Kyle Palmieri** and **Emerson Etem**...Pavel Datsyuk scored the game-tying goal at 13:27 of the third and Damien Brunner scored the OT-winner at 15:10 into the extra frame...**Jonas Hiller** made 46 saves in the contest, the second-most of his playoff career.

PP: 0-3 PK: 0-1 SF: 33 SA: 49

TOI: Beauchemin (26:53)

Three Stars: 1. Brunner 2. Datsyuk 3. Howard

GAME 5 (MAY 8, 2013) - ANAHEIM 3 VS. DETROIT 2 OT

The Ducks took a 3-2 series lead with a dramatic 3-2 overtime win in Game 5 at Honda Center...the club remained in the game by scoring the tying goal twice in the contest to force overtime...**Nick Bonino** went on to score his first career OT goal just 1:54 into the extra frame...**Ben Lovejoy** picked up the lone assist on the winning goal...**Kyle Palmieri** notched his second of the postseason at 17:41 of the first to tie the game at 1-1...**David Steckel** collected his first assist of the postseason on the goal...with Detroit scoring the go-ahead goal at 10:08 of the second (M. Samuelsson), **Ryan Getzlaf** scored on the power play at 19:28 of the second to tie the game again and eventually force overtime...**Francois Beauchemin** and **Sheldon Souray** provided the helpers...**Jonas Hiller** won his 10th career postseason contest (ranking second all-time in franchise wins), stopping 29-of-31 shots.

PP: 1-3 PK: 1-3 SF: 34 SA: 31

TOI: Beauchemin (25:18)

Three Stars: 1. Bonino 2. Getzlaf 3. Hiller

GAME 6 (MAY 10, 2013) - ANAHEIM 3 @ DETROIT 4 OT

With the fourth contest of the series requiring an OT sudden death, the Ducks forced the extra session by scoring two goals 51 seconds apart with three-and-a-half minutes remaining in regulation but Detroit's Henrik Zetterberg scored 1:04 into OT to force Game 7...with a Pavel Datsyuk goal near the end of the first period (18:48), **Kyle Palmieri** answered the call, scoring his third goal of the playoffs at 11:31 of the second (**Emerson Etem** assist)...falling behind 3-1 in the third, Etem (unassisted) and **Bobby Ryan** (**Corey Perry**, **Francois Beauchemin**) scored goals 51 seconds apart to tie the game (16:32 and 17:23, respectively)...**Jonas Hiller** made 25 saves on 29 shots in the OT loss.

PP: 0-0 PK: 1-3 SF: 37 SA: 29

TOI: Lovejoy (22:32)

Three Stars: 1. Zetterberg 2. Howard 3. Hiller

GAME 7 (MAY 12, 2013) - ANAHEIM 2 VS. DETROIT 3

The Ducks failed to advance to the Conference Semifinals following a 3-2 regulation loss at Honda Center in Game 7 of the CQF...after falling behind early on a Henrik Zetterberg goal at 1:49 of the first, **Emerson Etem** evened the score with his third goal of the playoffs at 13:48 of the opening frame...**Francois Beauchemin** and **Jonas Hiller** assisted on the goal...the Ducks, who gave up a shorthanded goal at 16:37 of the first (Justin Abdelkader) and an even-strength goal at 13:45 of the second (Valtteri Filppula), clowned back to within one with a Beauchemin PPG with 3:17 remaining in regulation...Beauchemin's multi-point night tied his playoff career high (seventh time)...**Ryan Getzlaf** and **Cam Fowler** earned the assists on the goal...**Jonas Hiller** made 29 saves on 32 shots in the elimination contest.

PP: 1-4 PK: 0-2 SF: 33 SA: 32

TOI: Fowler (26:36)

Three Stars: 1. Zetterberg 2. Etem 3. Fowler

2011 DUCKS PLAYOFF STATS



			AVG												
POS	NO.	PLAYER	GP	TOI	G	A	PTS	+/-	PIM	PP	SH	GW	S	PCTG	
R	10	COREY PERRY	6	25:15	2	6	8	0	4	1	1	1	18	11.1	
R	8	TEEMU SELANNE	6	18:58	6	1	7	-3	12	4	0	0	25	24.0	
C	11	SAKU KOIVU	6	18:19	1	6	7	-2	6	0	0	0	7	14.3	
C	15	RYAN GETZLAF	6	24:01	2	4	6	0	9	0	0	1	17	11.8	
R	9	BOBBY RYAN	4	20:29	3	1	4	+2	2	0	0	0	10	30.0	
LW	33	JASON BLAKE	6	13:45	3	1	4	-3	0	2	0	0	17	17.6	
D	4	CAM FOWLER	6	22:13	1	3	4	+1	2	1	0	0	12	8.3	
D	17	LUBOMIR VISNOVSKY	6	21:21	0	3	3	-2	2	0	0	0	11	0.0	
C	64	BRANDON MCMILLAN	6	13:08	1	1	2	0	0	0	0	0	8	12.5	
D	23	FRANCOIS BEAUCHEMIN	6	23:32	0	2	2	+1	2	0	0	0	2	0.0	
L	39	MATT BELESKEY	6	11:14	1	0	1	-1	4	0	0	0	8	12.5	
D	5	LUCA SBISA	6	16:29	0	1	1	-4	8	0	0	0	2	0.0	
C	22	TODD MARCHANT	6	14:22	0	1	1	-3	4	0	0	0	4	0.0	
D	32	TONI LYDMAN	6	20:09	0	0	0	-2	2	0	0	0	5	0.0	
R	16	GEORGE PARROS	6	4:06	0	0	0	-1	16	0	0	0	3	0.0	
D	21	SHELDON BROOKBANK	4	14:35	0	0	0	-2	14	0	0	0	2	0.0	
C	63	NICK BONINO	4	11:36	0	0	0	-1	2	0	0	0	7	0.0	
D	3	ANDREAS LJLJA	3	11:02	0	0	0	0	0	0	0	0	0	0.0	
L	37	JARKKO RUUTU	3	5:31	0	0	0	-1	12	0	0	0	0	0.0	
L	19	BRAD WINCHESTER	3	5:24	0	0	0	0	4	0	0	0	2	0.0	
RW	51	KYLE PALMIERI	1	10:07	0	0	0	0	0	0	0	0	1	0.0	
RW	42	DAN SEXTON	1	8:47	0	0	0	0	2	0	0	0	2	0.0	
D	25	ANDY SUTTON	1	8:18	0	0	0	0	2	0	0	0	0	0.0	
SW#	GOALTENDER		GPI	MINS	AVG	W	L	EN	SO	GA	SA	SV%	G	A	PIM
29	RAY EMERY		6	319	3.20	2	3	1	0	17	165	.897	0	0	0
38	DAN ELLIS		1	41	5.85	0	1	0	0	4	24	.833	0	0	0
ANA GOALTENDING TOTALS			6	362	3.65	2	4	1	0	22	190	.884	0	0	0

The Anaheim Ducks wrapped up the 2010-11 regular season with a 47-30-5 record for 99 points, finishing second in the Pacific Division...the Ducks earned the Western Conference's fourth seed for the third time in franchise history (also 2008 and 1997) and faced the Nashville Predators for the first time in the Stanley Cup Playoffs... Anaheim and Nashville split the first two games at Honda Center as well as Games 3 and 4 at Bridgestone Arena...as the series shifted back to Anaheim, the Predators secured a come-from-behind overtime win in Game 5 and went on the close out the series in Game 6 at Bridgestone Arena...**Teemu Selanne** scored six goals in as many games, matching the club record for most goals in a playoff series (also Joffrey Lupul, 2006 CSF vs. Colorado)...following the series finale on Apr. 24, Selanne led all playoff skaters in goal scoring and tied for first in power play goals (4) while **Corey Perry** was tied for the league lead in points (2-6=8)...Selanne (6-1=7) and linemate **Saku Koivu** (1-6=7) were also tied for third among NHL postseason leaders in scoring...Selanne and Koivu had points in all six games of the series, the longest point streaks in the opening round of the playoffs...Teemu also recorded a four-game goal streak in Games 1-4, the longest such streak of the Conference Quarterfinals.

2011 DUCKS PLAYOFF NOTES

WESTERN CONFERENCE QUARTERFINALS

GAME 1 (APRIL 13, 2011) - ANAHEIM 1 VS. NASHVILLE 4

The Anaheim Ducks opened their 18th Stanley Cup Playoff series in franchise history with a 4-1 loss to the Nashville Predators in Game 1 of the Western Conference Quarterfinals at Honda Center...Nashville jumped out to a four-goal lead before **Teemu Selanne** scored Anaheim's first goal of the 2011 playoffs at 11:24 of the third period...**Saku Koivu** collected his first playoff point as a Duck (assist) while **Ryan Getzlaf** earned his 32nd career postseason assist on the Selanne tally...**Dan Ellis** took the loss in his first playoff start for Anaheim, stopping 20-of-24 shots...**Ray Emery** relieved Ellis in the third and closed out the game by turning away all six shots faced.

PP: 1-5 PK: 1-5 SF: 28 SA: 30

TOI: Beauchemin (23:47)

Three Stars: 1. Fisher 2. Rinne 3. Koivu

GAME 2 (APRIL 15, 2011) - ANAHEIM 5 VS. NASHVILLE 3

The Ducks evened the series at a game apiece, jumping out to an early lead with two power play goals in the first period...taking advantage of a 5-on-3 situation, the Ducks scored two goals (one 5-on-3, one 5-on-4), the first by **Corey Perry** and the second by **Teemu Selanne**...**Bobby Ryan** scored the club's third goal at 7:12 of the second period and added an empty-netter with 53 seconds left in the contest...**Ryan Getzlaf** scored the game-winner at 15:57 of the second, his fifth career postseason GWG, ranking tied for second all-time among Ducks players (also Scott Niedermayer)...Ryan (2-0-2), Perry (1-2-3), Getzlaf (1-2-3), **Cam Fowler** (0-2-2) and **Francois Beaudemin** (0-2-2) all had multi-point games...**Saku Koivu** and **Lubomir Visnovsky** each picked up single assists...in his first postseason start since June 6, 2007 with Ottawa in the Stanley Cup Final, **Ray Emery** stopped 31-of-34 shots in the win.

PP: 2-5 PK: 2-6 SF: 28 SA: 34

TOI: Beauchemin (26:05)

Three Stars: 1. Getzlaf 2. Emery 3. Ryan

GAME 3 (APRIL 17, 2011) - ANAHEIM 3 @ NASHVILLE 4

The Ducks battled back from a 2-0 deficit late in the second period, but their efforts fell short, falling to the Predators, 4-3 at Bridgestone Arena...**Teemu Selanne** scored goals exactly 30 seconds apart at 18:10 (PP) and 18:40 (EV) of the second period to tie the game...it was the fastest two goals by an individual in a postseason game since Petr Nedved scored twice in 11 seconds for the Penguins against the Capitals exactly 15 years prior to Game 3 on Apr. 17, 1996...it was Selanne's first multi-goal game since May 1, 2002 with San Jose in Game 1 of the CSF @ COL (2-0-2)...after David Legwand scored the go-ahead goal for Nashville, the Ducks answered back on **Matt Beleskey's** first career postseason tally at 6:48 of the third...Mike Fisher scored the game-winner at 10:21 of the third...Selanne extended his goal streak to three games (4-0-4) and became the Ducks' all-time postseason leader in appearances in the contest (74 GP)...**Corey Perry** had his second straight multi-point game (0-2-2) while **Saku Koivu** extended his assist streak to three games (0-3-3)...**Ray Emery** stopped 33-of-37 shots in the loss.

PP: 1-2 PK: 1-6 SF: 16 SA: 37

TOI: Perry (25:34)

Three Stars: 1. Fisher 2. Selanne 3. Ertz

GAME 4 (APRIL 20, 2011) - ANAHEIM 6 @ NASHVILLE 3

Going into the third period with the game tied at 3-3, the Ducks' offense exploded for three goals in the final frame, winning Game 4 of the series by a score of 6-3...the club's six goals tied the franchise record for goals in a postseason game (also six goals on May 25, 2006 in Game 4 of the WCF @ EDM (6-3) & on June 6, 2007 in Game 5 of the SCF vs. OTT (6-2))...**Corey Perry's** shorthanded goal (first postseason career SHG) at 1:17 of the third served as the game-winner...the Ducks jumped out to an early lead with goals 33 seconds apart in the first period by **Cam Fowler** (PP) and **Saku Koivu** (EV)...Nashville answered with two goals of their own, but **Teemu Selanne** scored a goal in his fourth straight game on the power play to give the Ducks another one-goal edge at 11:41 of the second...the Predators scored again just over two minutes later to make it 3-3...after Perry's SHG, **Ryan Getzlaf** (EV) and **Brandon McMillan** (EV) scored insurance goals at 4:51 and 6:46 of the third, respectively...Perry (1-2-3), Fowler (1-1-2), Getzlaf (1-1-2) and McMillan (1-1-2) each had multi-point nights, with McMillan's serving as the first two points of his postseason career...**Lubomir Visnovsky**, **Todd Marchant** and **Jason Blake** each recorded single assists...**Ray Emery** stopped 19-of-22 shots for his 20th career postseason win.

PP: 2-6 PK: 1-5 SF: 38 SA: 22

TOI: Perry (26:49)

Three Stars: 1. Perry 2. Getzlaf 3. Fowler

GAME 5 (APRIL 22, 2011) - ANAHEIM 3 VS. NASHVILLE 4 OT

The Ducks were unable to hold a 3-2 lead in the third period, and with just over 36 seconds remaining in regulation, the Predators tied the game and went on to win in OT on Jerred Smithson's goal...after Nashville jumped out to a 1-0 lead in the first, **Jason Blake** responded with a PPG at 13:39 of the second period...**Bobby Ryan** made it 2-1 with a highlight-reel goal just 40 seconds into the third...after Nashville tied it up, Blake scored again at 14:16 of the third, his second career multi-goal game (also Apr. 10, 2004 w/NYI @ TB in Game 2 of the CQF)...Shea Weber tied it for the Predators with 36 seconds remaining in regulation...**Teemu Selanne** (5-1-6) and **Saku Koivu** (1-5-6) both extended their point streaks to five games, with Selanne picking up one assist and Koivu earning two...**Luca Shisa** earned his first postseason assist on Blake's first goal...**Ray Emery** stopped 33-of-37 shots in the loss.

PP: 1-2 PK: 0-2 SF: 26 SA: 37

TOI: Perry (26:49)

Three Stars: 1. Smithson 2. Blake 3. Ryan

GAME 6 (APRIL 24, 2011) - ANAHEIM 2 @ NASHVILLE 4

The Ducks were eliminated from the 2011 NHL Playoffs with a 4-2 loss to the Predators in Game 6 of the CQF at Bridgestone Arena...for the first time in the series, the team scoring first did not go on to win as **Teemu Selanne** scored at 10:22 of the first period...the goal was Selanne's sixth of the series to match a club record (also Joffrey Lupul vs. Colorado in 2006 CSF)...**Jason Blake** also scored his third of the playoffs to even the score at 2:22 late in the second period...Nashville would go on to score twice in the third to hand Anaheim its third opening-round playoff loss in franchise history...**Bobby Ryan**, **Saku Koivu** and **Lubomir Visnovsky** all picked up single assists on the Selanne and Blake goals...**Ray Emery** turned away 26-of-29 shots in the decisive setback.

PP: 1-2 PK: 1-4 SF: 27 SA: 30

TOI: Getzlaf (27:22)

Three Stars: 1. Spaling 2. Tootoo 3. Rinne

2009 DUCKS PLAYOFF STATS



			AVG													
POS	NO.	PLAYER	GP	TOI	G	A	PTS	+/-	PIM	PP	SH	GW	OT	S	PCTG	
C	15	RYAN GETZLAF	13	24:08	4	14	18	3	25	1	0	0	0	25	16.0	
R	10	COREY PERRY	13	21:59	8	6	14	2	36	2	0	1	0	41	19.5	
D	27	SCOTT NIEDERMAYER	13	26:17	3	7	10	0	11	3	0	2	0	32	9.4	
D	25	CHRIS PRONGER	13	27:12	2	8	10	4	12	1	0	0	0	27	7.4	
R	9	BOBBY RYAN	13	19:40	5	2	7	0	0	2	0	1	0	49	10.2	
R	8	TEEMU SELANNE	13	15:08	4	2	6	-2	4	2	0	1	0	31	12.9	
D	19	RYAN WHITNEY	13	21:33	1	5	6	-1	9	1	0	0	0	9	11.1	
C	20	RYAN CARTER	10	12:14	2	3	5	0	0	1	0	0	0	18	11.1	
L	18	DREW MILLER	13	16:08	2	1	3	1	2	0	0	1	0	23	8.7	
D	34	JAMES WISNIEWSKI	12	20:22	1	2	3	0	10	0	0	0	0	16	6.3	
C	48	ANDREW EBBETT	13	13:11	1	2	3	-1	8	0	0	0	0	16	6.3	
L	44	ROB NIEDERMAYER	13	16:13	0	3	3	1	12	0	0	0	0	7	.0	
C	22	TODD MARCHANT	13	19:55	1	1	2	0	16	0	0	1	1	18	5.6	
C	26	ERIK CHRISTENSEN	8	10:37	0	2	2	-1	0	0	0	0	0	10	.0	
R	13	MIKE BROWN	13	8:27	0	2	2	0	25	0	0	0	0	6	.0	
D	23	FRANCOIS BEAUCHEMIN	13	21:24	1	0	1	1	15	0	0	0	0	9	11.1	
G	35	JEAN-SEBASTIEN GIGUERE	1	16:49	0	0	0	0	0	0	0	0	0	0	.0	
D	53	BRETT FESTERLING	1	14:34	0	0	0	-1	0	0	0	0	0	0	.0	
L	12	JOSH GREEN	5	5:53	0	0	0	0	0	0	0	0	0	2	.0	
R	16	GEORGE PARROS	7	5:32	0	0	0	0	9	0	0	0	0	5	.0	
C	17	PETTERI NOKELAINEN	9	8:42	0	0	0	-1	2	0	0	0	0	2	.0	
D	21	SHELDON BROOKBANK	13	11:12	0	0	0	-1	18	0	0	0	0	3	.0	

SW#	GOALTENDER	GPI	MINS	AVG	W	L	EN	SO	GA	SA	SV%	G	A	PIM
35	JEAN-SEBASTIEN GIGUERE	1	17	.00	0	0	1	0	0	6	1.000	0	0	0
1	JONAS HILLER	13	807	2.23	7	6	1	2	30	524	.943	0	0	0
ANA GOALTENDING TOTALS		13	827	2.32	7	6	2	2	32	532	.940	0	0	0

The Anaheim Ducks earned their franchise-record fourth consecutive trip to the Stanley Cup Playoffs in 2008-09, finishing second in the Pacific Division and eighth in the Western Conference with a 42-33-7 record for 91 points. The Ducks opened the postseason against the NHL's top team in the regular season, the San Jose Sharks. The series marked just the second NHL playoff meeting between two California teams and the first since the 1969 Western Conference Quarterfinals when the Los Angeles Kings beat the Oakland Seals in seven games. With a 4-2 series win over San Jose, the Ducks became the fifth team to upset the NHL's best regular season team (by standings points) in the first round since the Expansion Era began (1967-68). The Ducks were also just the 11th team in NHL history to defeat a team who earned 110-or-more standings points during the regular season in the first round. With the series victory, Anaheim advanced to the second round to face Detroit for the fifth time in franchise history. The Ducks stretched the Western Conference Semifinals to seven games before falling short in Game 7 at Detroit. Center **Ryan Getzlaf** led the team in postseason scoring with 4-14=18 points while goaltender **Jonas Hiller** posted a 7-6 record with two shutouts, a 2.23 GAA and .943 SV% in his Stanley Cup Playoff debut.

2009 PLAYOFF NOTES

WESTERN CONFERENCE QUARTERFINALS

GAME 1 (APRIL 16, 2009) - ANAHEIM 2 @ SAN JOSE 0

The Ducks were able to shut down the Sharks' potent power play (stopping all six attempts) and scored an extra-man marker of their own en route to 2-0 shutout in Game 1...it was the club's first postseason shutout since May 30, 2007 in Game 2 of the Stanley Cup Final vs. Ottawa (1-0)...it was also the club's first road shutout in the Stanley Cup Playoffs since May 3, 2006 in the series deciding Game 7 of the Conference Quarterfinal Series at Calgary (3-0)...defenseman **Scott Niedermayer** broke the scoreless tie at 5:18 of the third period on the club's third power play attempt of the game...center **Ryan Getzlaf** and defenseman **Ryan Whitney** (first playoff point as a Duck) picked up the assists...it was Niedermayer's seventh career postseason game-winning goal and his fourth with Anaheim...after coming out of the penalty box for elbowing, Getzlaf scored a goal on a pass from right wing **Mike Brown** to provide an insurance goal for the Ducks, making the score 2-0...it was Brown's first career postseason point...in his Stanley Cup Playoffs debut, goaltender **Jonas Hiller** stopped all 35 shots he faced for the shutout...he was first goalie in over five years to post a shutout in his postseason debut.

PP: 1-4 PK: 0-6 SF: 35 SA: 17
TOI: S. Niedermayer (24:42)
Three Stars: 1. Hiller 2. Getzlaf 3. Marchant

GAME 2 (APRIL 19, 2009) - ANAHEIM 3 @ SAN JOSE 2

The Ducks took a two games-to-none lead in their Western Conference Quarterfinal series against the San Jose Sharks with a 3-2 victory at HP Pavilion...with a six-for-six performance in Game 2, the Ducks improved to a perfect 12-for-12 on the penalty kill against the Sharks...all three Ducks goal scorers had begun the season in Iowa (AHL)...right wing **Bobby Ryan** opened the scoring at the 3:45 mark of the first period, beating Evgeni Nabokov with a second-attempt effort on the power play...after Ryan Clowe scored San Jose's first goal of the postseason early in the second, the Ducks reclaimed the lead on center **Andrew Ebbett's** go-ahead goal at 9:44 of the third...left wing **Drew Miller** collected the game-winner at 13:17 of the third, making a winner out of starting goaltender **Jonas Hiller**, who stopped 42-of-44 shots for his second consecutive win...six Ducks recorded single assists in the victory, including right wing **Teemu Selanne**, center **Erik Christensen**, left wing **Rob Niedermayer**, and defenseman **Scott Niedermayer**, **James Wisniewski** and **Ryan Whitney**.

PP: 1-2 PK: 0-6 SF: 26 SA: 44
TOI: S. Niedermayer (26:51)
Three Stars: 1. Hiller 2. Cheechoo 3. S. Niedermayer

GAME 3 (APRIL 21, 2009) - ANAHEIM 3 VS. SAN JOSE 4

The Western Conference Quarterfinal series shifted to Southern California for Game 3 but despite the change of location, the visiting team came away with the win for the third consecutive game...the San Jose Sharks earned their first win of the series with a 4-3 victory over the Ducks at Honda Center, reducing Anaheim's lead in the series to two games to one...San Jose opened the scoring early in the first for its first lead of the series and never trailed in the game...Anaheim tied the game on three separate occasions before Patrick Marleau scored the game-winning goal at 10:33 of the third...the final score marked the first career playoff loss for goaltender **Jonas Hiller**, who turned away 31-of-35 shots...right wing **Bobby Ryan** and defenseman **Chris Pronger** and **James Wisniewski** all scored their first goals of the 2009 playoffs while center **Ryan Getzlaf** and defenseman **Ryan Whitney** each earned an assist.

PP: 1-4 PK: 2-3 SF: 30 SA: 35
TOI: S. Niedermayer (26:21)
Three Stars: 1. Boyle 2. Pronger 3. Blake

GAME 4 (APRIL 23, 2009) - ANAHEIM 4 VS. SAN JOSE 0

Right wing **Bobby Ryan** became the second rookie in franchise history to score two goals in a playoff game while goaltender **Jonas Hiller** posted his second career postseason shutout as the Ducks blanked the Sharks, 4-0...the shutout marked the Ducks' first home shutout in the postseason since May 30, 2007 in Game 2 of the SCF vs. OTL...Ryan scored the Ducks' opening two goals of the game, with the first accounting for the game-winner...the only other Ducks rookie to score two goals in a playoff game was defenseman **Francois Beauchemin** in Game 3 of the CQF, Apr. 25, 2006 vs. CGY...Ryan's linemates, center **Ryan Getzlaf** (0-2=2) and **Corey Perry** (1-1=2) also had multiple-point nights...defenseman **Ryan Whitney** collected an assist on Ryan's first goal, extending his point streak to four consecutive games, which co-lead the NHL at the conclusion of the game...defenseman **Chris Pronger**, left wing **Rob Niedermayer** and center **Todd Marchant** each tallied a helper in the game...left wing **Drew Miller** scored his second career playoff goal, an empty-netter with 41 seconds remaining on the clock...Hiller was perfect in net, stopping all 31 shots he faced...the Ducks were also perfect on the penalty kill for the third game of the series.

PP: 0-4 PK: 0-2 SF: 26 SA: 31
TOI: C. Pronger (25:00)
Three Stars: 1. Ryan 2. Hiller 3. Wisniewski

GAME 5 (APRIL 25, 2009) - ANAHEIM 2 @ SAN JOSE 3 OT

The San Jose Sharks reduced the Ducks' Western Conference Quarterfinal series lead to one game with a 3-2 overtime victory in Game 5 at HP Pavilion, the first overtime contest of the series...holding true to form, the team to score first improved to 5-0 while the home team won its second straight after the visitors took the first three games of the series...the Sharks jumped out to a 2-0 lead with goals by Joe Thornton and Devin Setoguchi in the first and second periods, respectively...the Ducks responded with a two-goal third period to force overtime...center **Ryan Carter** got Anaheim on the scoreboard with his first career playoff goal (Nabokov) 55 seconds in the third before right wing **Corey Perry** tied the game with his second of the playoffs at 4:42 of the third...defenseman **Scott Niedermayer** (0-2=2) and center **Ryan Getzlaf** (0-1=1) and **Andrew Ebbett** (0-1=1) drew assists on the third-period goals...the teams went scoreless through the remainder of regulation, pushing the game to OT...Patrick Marleau held off elimination for the Sharks with his game-winner at 6:02 of OT...in a tough-luck loss, goaltender **Jonas Hiller** stopped 45-of-48 shots in his first career postseason overtime game.

PP: 0-3 PK: 1-3 SF: 25 SA: 48
TOI: R. Whitney (28:11)
Three Stars: 1. Marleau 2. Thornton 3. S. Niedermayer

GAME 6 (APRIL 27, 2009) - ANAHEIM 4 VS. SAN JOSE 1

The Ducks broke a scoreless tie at 13:03 of the second period, followed by two more unanswered goals to defeat the Sharks in Game 6 of the CQF and advance to the CSF...right wing **Corey Perry** put the Ducks on the board with a power play goal to tie the game at 12:33 of the first period...right wing **Teemu Selanne** scored a power play goal at 13:03 of the second, which would prove to be the game-winner...it was the 10th postseason game-winner of his career and first since May 20, 2007 in Game 5 of the WCF at Detroit...defenseman **Francois Beauchemin** scored his first goal of the postseason just 1:23 after Selanne's marker...center **Ryan Getzlaf** scored at 17:06 of the third to add another insurance goal...Getzlaf completed the "Gordie Howe hat trick," collecting an assist on Perry's goal while also squaring off against San Jose center Joe Thornton just two seconds into the contest...defenseman **Chris Pronger** added two assists while defenseman **Scott Niedermayer**, centers **Mike Brown** and **Ryan Carter** and left wingers **Rob Niedermayer** and **Drew Miller** each notched a single assist...the Ducks scored on the power play for the fourth game in the series...goaltender **Jonas Hiller** won his fourth career postseason game, stopping 36-of-37 shots.

PP: 2-5 PK: 1-4 SF: 32 SA: 37
TOI: S. Niedermayer (27:59)
Three Stars: 1. Hiller 2. Pronger 3. S. Niedermayer



WESTERN CONFERENCE SEMIFINALS

GAME 1 (MAY 1, 2009) - ANAHEIM 2 @ DETROIT 3

Detroit's Nicklas Lidstrom scored the second of his two goals with just 49 seconds remaining in the game, breaking the 2-2 tie and giving the Red Wings a 3-2 win and 1-0 series lead at Joe Louis Arena...the loss moved Anaheim's lifetime postseason record in Detroit to 4-6...right wing **Corey Perry** gave the Ducks an early one-goal lead, putting the club on the board at 7:28 of the first period...Perry extended his goal streak to four games...following two Detroit goals, right wing **Teemu Selanne** scored a power play goal for the Ducks with just 17 seconds remaining in the second, sending the two clubs into the dressing room with a 2-2 tie at intermission...in his 50th career postseason contest, center **Ryan Getzlaf** collected assists on both Anaheim goals, extending his assist streak to five games...he also led the club in TOI with 27:55...defenseman **Chris Pronger** also registered assists on both the Perry and Selanne goals...goaltender **Jonas Hiller** was handed the tough-luck loss, stopping 34-of-37 shots on net.

PP: 1-3 PK: 2-6 SF: 24 SA: 37

TOI: R. Getzlaf (27:55)

Three Stars: 1. Lidstrom 2. Franzen 3. Getzlaf

GAME 2 (MAY 3, 2009) - ANAHEIM 4 @ DETROIT 3 OT

Center **Todd Marchant** broke a 3-3 tie in the third overtime period to propel the Ducks to a 4-3 victory over the Red Wings at Joe Louis Arena in Game 2 of the Western Conference Semifinals...Marchant's second career playoff overtime goal evened the series at a game apiece as Anaheim won its fifth consecutive overtime game against Detroit...the contest marked the longest game for Anaheim since Game 1 of the CSF at Dallas on Apr. 24, 2003 (W, 4-3 in 5 OT) and third triple overtime game against the Red Wings...goaltender **Jonas Hiller** stopped 59-of-62 shots, marking the most saves by an Anaheim netminder since J.S. Giguere made 63 stops in Game 1 of the CQF on Apr. 10, 2003 at Detroit...the game ended with Anaheim and Detroit scoring twice in the first period as center **Ryan Getzlaf** and defenseman **Chris Pronger** netted goals for the Ducks...center **Ryan Carter** gave Anaheim a 3-2 lead with a power play goal at 4:42 of the second before Detroit forced overtime with Johan Franzen's game-tying goal at 5:19 of the third...after two scoreless overtime periods, Marchant ended the drama at 1:15 of the third extra frame, the lone assist going to defenseman **James Wisniewski**...Getzlaf led all skaters with 1-2-3 points while right wing **Corey Perry** recorded the only other multiple-point game with a pair of assists (0-2-2)...defenseman **Scott Niedermayer** (0-1-1) and right wing **Bobby Ryan** (0-1-1) also earned assists in the victory...Pronger paced all skaters with 46:21 TOI.

PP: 2-4 PK: 1-3 SF: 46 SA: 62

TOI: C. Pronger (46:21)

Three Stars: 1. Hiller 2. Franzen 3. Pronger

GAME 3 (MAY 5, 2009) - ANAHEIM 2 VS. DETROIT 1

Returning to Honda Center for Game 3 of the Western Conference Semifinals, the Ducks edged the Red Wings, 2-1, to take a 2-1 lead in the best-of-7 series...goaltender **Jonas Hiller** turned in another strong playoff performance, stopping 45-of-46 shots for his second consecutive win and sixth of the playoffs...Hiller faced 11 shots in the first period, 17 in the second and 18 in the third, allowing only a Henrik Zetterberg power play goal at 14:20 of the middle frame...right wing **Teemu Selanne** opened the scoring at 12:49 of the first, converting on a breakaway pass from center **Ryan Carter**, who collected his second assist of the playoffs...defenseman **Scott Niedermayer**'s power play goal at 8:16 of the second marked his eighth career playoff game-winner, tied for second all-time among defensemen in the postseason...center **Ryan Getzlaf** and defenseman **Chris Pronger** drew assists on the Niedermayer goal.

PP: 1-4 PK: 1-5 SF: 23 SA: 46

TOI: C. Pronger (26:55)

Three Stars: 1. Hiller 2. Pronger 3. Zetterberg

GAME 4 (MAY 7, 2009) - ANAHEIM 4 VS. DETROIT 6

Fueled by two-goal outbursts from center Johan Franzen and right wing Marian Hossa, the Red Wings defeated the Ducks, 6-3, at Honda Center to even the Western Conference Semifinals at two games apiece...Anaheim right wing **Corey Perry** opened the scoring at 0:42 of the first period, tying a franchise postseason record for the fastest goal scored to start a game (Petr Sykora scored 42 seconds into Game 5 of the 2003 Stanley Cup Final, June 5, 2003 at New Jersey)...Franzen scored twice in the latter half of the period as Detroit would not trail for the remainder of the night...Perry, who scored his second goal of the game at 11:03 of the second period, finished with a playoff career-high 2-1-3 points and his first career postseason multiple-goal game...defenseman **Scott Niedermayer** also scored for Anaheim at 10:03 of the third, marking his team-leading third power play goal of the playoffs...center **Ryan Getzlaf** (0-2-2) had a pair of assists and defenseman **Chris Pronger** (0-1-1) added a single helper in the setback...goaltender **Jonas Hiller** turned away 28-of-33 shots before being relieved by **J.S. Giguere**, who stopped all six shots in his 2009 playoff debut...the game drew a club-record 17,601 fans, besting the previous mark of 17,597 set on Jan. 2, 2009 vs. Philadelphia.

PP: 1-3 PK: 1-5 SF: 28 SA: 40

TOI: S. Niedermayer (24:59)

Three Stars: 1. Franzen 2. Hossa 3. Perry

GAME 5 (MAY 10, 2009) - ANAHEIM 1 @ DETROIT 4

With a 4-1 defeat in Game 5 of the Western Conference Semifinals at Joe Louis Arena, the Ducks lost their second consecutive game to the Red Wings to fall behind in the best-of-7 series three games to two...after a scoreless first period, Detroit erupted for two goals 39 seconds apart in the second courtesy of Johan Franzen and Jiri Hudler...at 15:57 of the second, defenseman **Ryan Whitney** scored his first goal as a Duck on the power play to bring Anaheim back to within one of Detroit...centers **Eric Christensen** and **Andrew Ebbett** drew assists on Whitney's goal...the Ducks would not find the back of the net again despite several quality scoring chances against Detroit netminder Chris Osgood...Anaheim goaltender **Jonas Hiller** stopped 34-of-37 shots, including 15 in the second, in the tough-luck loss...the Ducks went a perfect three-for-three on the penalty kill for the first time in the series.

PP: 1-3 PK: 0-3 SF: 17 SA: 38

TOI: C. Pronger (26:30)

Three Stars: 1. Zetterberg 2. Ericsson 3. Datsyuk

GAME 6 (MAY 12, 2009) - ANAHEIM 2 VS. DETROIT 1

The Ducks forced the series to a decisive Game 7 with a 2-1 victory at Honda Center...top liners **Ryan Getzlaf** and **Corey Perry** figured in on each of the goals...on the first goal, Getzlaf tipped in the puck off a deflection from Perry on the power play...on the second goal, Perry tipped the puck in the net off a shot by Getzlaf from the blue line...defenseman **Scott Niedermayer** also registered an assist on the Getzlaf goal while right wing **Bobby Ryan** notched a helper on Perry's game-winner...it was Perry's second career GWG (also in Game 3 of the CSF, Apr. 29, 2007 @ VAN) and the first of 2009...the club held the Red Wings scoreless for 56:25 until Detroit's Johan Franzen scored a goal at 17:35 of the third period on the power play...**Jonas Hiller** stopped 38-of-39 shots for his fifth game of the postseason in which he allowed one-goal-or-less...the Ducks improved their lifetime Game 6 record to 7-1 and a perfect 6-0 at home.

PP: 1-5 PK: 1-4 SF: 28 SA: 39

TOI: C. Pronger (26:36)

Three Stars: 1. Hiller 2. Getzlaf 3. S. Niedermayer

GAME 7 (MAY 14, 2009) - ANAHEIM 3 @ DETROIT 4

Detroit's Dan Cleary scored the game- and series-winning goal with three minutes left in regulation as the Ducks were eliminated from the Stanley Cup Playoffs with a 4-3 loss to the Red Wings in Game 7 of the CSF at Joe Louis Arena...Anaheim rallied from 2-0 and 3-1 deficits with goals from right wings **Teemu Selanne**, **Corey Perry** and **Bobby Ryan**...Ryan's goal at the 7:37 mark of the third period tied the game at 3-3, erasing a Detroit lead that had stood since 15:53 of the first...goaltender **Jonas Hiller** was once again strong in net for the Ducks with 36 saves on 40 shots, including 17 in the first period...Perry, Selanne, center **Ryan Carter** and defenseman **Scott Niedermayer**, **Chris Pronger** and **Ryan Whitney** all drew single assists in the setback, Anaheim's third Game 7 defeat in franchise history.

PP: 1-5 PK: 1-5 SF: 27 SA: 40

TOI: C. Pronger (28:23)

Three Stars: 1. Cleary 2. Helm 3. Selanne

2008 DUCKS PLAYOFF STATS

			AVG													
POS	NO.	PLAYER	GP	TOI	G	A	PTS	+/-	PIM	PP	SH	GW	OT	S	PCTG	
D	25	CHRIS PRONGER	6	24:13	2	3	5	-1	12	2	0	1	0	12	16.7	
C	15	RYAN GETZLAF	6	20:29	2	3	5	-2	6	1	0	0	0	14	14.3	
R	8	TEEMU SELANNE	6	19:34	2	2	4	-1	6	2	0	1	0	20	10.0	
R	10	COREY PERRY	3	14:54	2	1	3	1	8	0	0	0	0	7	28.6	
C	22	TODD MARCHANT	6	17:39	2	0	2	1	0	0	0	0	0	8	25.0	
D	21	SEAN O'DONNELL	6	15:31	1	1	2	3	2	0	0	0	0	3	33.3	
L	32	TRAVIS MOEN	6	14:08	1	1	2	-1	2	0	0	0	0	4	25.0	
D	27	SCOTT NIEDERMAYER	6	24:24	0	2	2	-2	4	0	0	0	0	7	.0	
R	4	TODD BERTUZZI	6	14:14	0	2	2	-2	14	0	0	0	0	11	.0	
L	14	CHRIS KUNITZ	6	18:30	0	2	2	-2	8	0	0	0	0	14	.0	
D	11	MATHIEU SCHNEIDER	6	20:29	1	0	1	-3	8	0	0	0	0	7	14.3	
C	39	DOUG WEIGHT	5	7:38	0	1	1	1	4	0	0	0	0	2	.0	
D	40	KENT HUSKINS	6	14:34	0	1	1	-3	2	0	0	0	0	2	.0	
R	16	GEORGE PARROS	1	2:42	0	0	0	0	0	0	0	0	0	0	.0	
C	44	ROB NIEDERMAYER	2	13:46	0	0	0	-1	0	0	0	0	0	1	.0	
C	17	BRIAN SUTHERBY	5	5:28	0	0	0	0	2	0	0	0	0	3	.0	
L	24	BRAD MAY	6	6:55	0	0	0	1	4	0	0	0	0	6	.0	
C	26	SAMUEL PAHLSSON	6	18:18	0	0	0	1	0	0	0	0	0	5	.0	
D	23	FRANCOIS BEAUCHEMIN	6	21:01	0	0	0	2	26	0	0	0	0	4	.0	
C	20	*RYAN CARTER	6	11:02	0	0	0	-2	6	0	0	0	0	6	.0	

SW#	GOALTENDER	GPI	MINS	AVG	W	L	EN	SO	GA	SA	SV%	G	A	PIM
35	JEAN-SEBASTIEN GIGUERE	6	358	3.18	2	4	1	0	19	187	.898	0	1	0
ANA GOALTENDING TOTALS		6	360	3.33	2	4	1	0	20	188	.894	0	1	0

* = Rookie



The Anaheim Ducks completed the 2007-08 regular season with a mark of 47-27-8 record for 102 points, finishing second in the Pacific Division and fourth in the Western Conference. The Ducks advanced to the NHL Playoffs for a franchise-record third consecutive season and faced the fifth-seed Dallas Stars for the second time in club postseason history. Holding home ice advantage, Anaheim lost Games 1 and 2 at Honda Center before earning its first win in Game 3 at American Airlines Center. A Game 4 loss in Dallas forced the Ducks into a must-win situation for the remainder of the series. Anaheim responded with a convincing victory in Game 5 before the 77th consecutive sellout at Honda Center but was eventually eliminated with a Game 6 loss in Dallas. It was just the second first-round exit in six NHL Playoffs for the Ducks and the first since the 1999 postseason. Center **Ryan Getzlaf** and defenseman **Chris Pronger** finished tied for the team scoring lead with 2-3=5 points each while right wing **Teemu Selanne** finished third with 2-2=4 points.

WESTERN CONFERENCE QUARTERFINALS

GAME 1 (APRIL 10, 2008) - ANAHEIM 0 VS. DALLAS 4

Special teams won the game for Dallas, scoring four power play goals as the Ducks fell to the Stars, 4-0, in Game 1 of the Western Conference Quarterfinals...Dallas forwards Steve Ott, Loui Eriksson, Jere Lehtinen and Brenden Morrow scored a power play goal each...Morrow also picked up two assists for a three-point game...both Mike Ribeiro and Stephane Robidas each earned two assists...Stars goaltender Marty Turco stopped all 23 Ducks shots...**J.S. Giguere** turned away 33-of-37 shots in the loss...**Bobby Ryan** made his NHL career postseason debut, recording one shot with 13:13 TOI...**Scott Niedermayer** had a game-high 24:45 TOI.

PP: 0-3 PK: 4-7 SF: 23 SA: 37
TOI: S. Niedermayer (24:45)
Three Stars: 1. Ribeiro 2. May 3. Turco

GAME 2 (APRIL 12, 2008) - ANAHEIM 2 VS. DALLAS 5

The Stars jumped out to an early 2-0 lead, but the Ducks answered back as **Teemu Selanne** scored a power play goal at 3:41 of the first period...**Scott Niedermayer** and **Ryan Getzlaf** notched the assists on the Selanne goal...**Travis Moen** evened the score with an even-strength goal at 16:19 of the second with **Todd Bertuzzi** earning the single assist...the Ducks failed to capitalize on two early third-period power play attempts...Mike Modano scored the eventual game-winner for the Stars on the power play at 5:47 of the third...Brad Richards followed with another goal less than a minute later to extend the Stars lead to two goals...Loui Eriksson scored the Stars' fifth and final goal at 14:36 of the third...**J.S. Giguere** stopped 25-of-30 shots in the loss.

PP: 1-6 PK: 2-6 SF: 22 SA: 30
TOI: C. Pronger (25:02)
Three Stars: 1. Richards 2. Getzlaf 3. Ribeiro

GAME 3 (APRIL 15, 2008) - ANAHEIM 4 @ DALLAS 2

The Ducks became contenders in the series, cutting the Stars' lead to two games to one with a 4-2 victory in Game 3 of the QCF...**Todd Marchant** opened the scoring for the Ducks with a goal at 6:39 of the first period for his first postseason goal since Game 3 of the WCF, May 23, 2006 at Edmonton...**Travis Moen** and **Chris Pronger** assisted on Marchant's goal...**Ryan Getzlaf** scored an unassisted goal, his first of the 2008 postseason, at 10:09 of the first...Pronger scored his first of two goals on the power play at 14:31 of the first, giving the Ducks a 3-0 lead...**Todd Bertuzzi** and **Doug Weight** each earned assists...Pronger pushed the score to 4-0 with another power play tally at 5:34 of the second...**Teemu Selanne** and Getzlaf provided the helpers...it was the first multi-goal game of Pronger's postseason career and tied the club record for points in a playoff game by a defenseman (also a career high)...in addition, his two goals tied a club record for most goals by a defenseman in a postseason contest...**J.S. Giguere** stopped 31-of-33 shots in the victory.

PP: 2-4 PK: 2-7 SF: 15 SA: 33
TOI: S. Niedermayer (26:56)
Three Stars: 1. Pronger 2. Morrow 3. Giguere

GAME 4 (APRIL 17, 2008) - ANAHEIM 1 @ DALLAS 3

All four of the game's goals were scored at even strength, as the Stars bested the Ducks, 3-1, in Game 4 of the QCF at American Airlines Center...after giving up a goal at 16:39 of the first period to Dallas' Joel Lundqvist, the score remained the same until 9:01 of the third period when Dallas' Stu Barnes put the Stars up, 2-0...Steve Ott added another Dallas goal at 17:17 of the third...**Mathieu Schneider** spoiled the Dallas shutout, scoring with 0:08 seconds remaining in the game...**Corey Perry**, returning for his first postseason contest after missing six weeks with a lacrated right quadriceps tendon, collected an assist on Schneider's goal...**Kent Huskins** also picked up an assist on the Ducks' lone goal, his second career postseason point...**J.S. Giguere** stopped 17-of-20 shots in the loss.

PP: 0-5 PK: 0-6 SF: 28 SA: 20
TOI: S. Niedermayer (25:32)
Three Stars: 1. Turco 2. Barnes 3. Modano

GAME 5 (APRIL 18, 2008) - ANAHEIM 5 VS. DALLAS 2

Anaheim extended the series to a sixth game with a 5-2 victory at Honda Center...**Corey Perry** scored his first goal of the postseason at 8:25 of the first period, with **Sean O'Donnell** collecting the assist...the Ducks' next two goals were scored on the power play, with **Ryan Getzlaf** scoring at 11:03 of the second and **Teemu Selanne** (GWG) scoring at 0:48 of the third...O'Donnell added an insurance goal at 12:05 of the third, his first goal in the postseason since Game 3 of the WCF, May 23, 2006 at Edmonton...he also established a career high for points in a postseason contest (1-1=2)...**Chris Pronger** and **Chris Kunitz** each had a two-assist night while Getzlaf and Selanne also collected single assists...**Todd Marchant** scored his second goal of the postseason with an empty-netter at 18:36 of the third...**J.S. Giguere** earned his second victory of the 2008 playoffs, stopping 40-of-42 shots...the Ducks were perfect on the penalty kill, going 7-for-7...the club scored two power play goals for the second time in the series.

PP: 2-3 PK: 0-7 SF: 42 SA: 32
TOI: C. Pronger (27:14)
Three Stars: 1. Giguere 2. Selanne 3. Ribeiro

GAME 6 (APRIL 20, 2008) - ANAHEIM 1 VS. DALLAS 4

The Ducks were eliminated from the 2008 NHL Playoffs with a 4-1 loss to the Stars in Game 6 of the QCF at American Airlines Center...**Corey Perry** opened the scoring with his second goal in as many games, successfully converting at the 2:11 mark of the second period...assists went to **Scott Niedermayer** and **J.S. Giguere**, who collected his first playoff point since the 2003 postseason...Dallas clinched the series victory with four goals in the third period, including tallies from Stephane Robidas, Stu Barnes, Loui Eriksson and Mike Modano...Giguere finished with 22 saves on 26 shots...the setback marked Anaheim's first opening-round loss since 1999.

PP: 0-3 PK: 2-5 SF: 18 SA: 26
TOI: S. Niedermayer (25:23)
Three Stars: 1. Robidas 2. Morrow 3. Barnes

2007 DUCKS PLAYOFF STATS

			AVG													
POS	NO.	PLAYER	GP	TOI	G	A	PTS	+/-	PIM	PP	SH	GW	OT	S	PCTG	
C	15	RYAN GETZLAF	21	21:43	7	10	17	1	32	3	1	3	0	57	12.3	
R	10	COREY PERRY	21	16:29	6	9	15	5	37	1	0	1	0	58	10.3	
R	8	TEEMU SELANNE	21	19:07	5	10	15	1	10	0	0	2	1	60	8.3	
D	25	CHRIS PRONGER	19	30:11	3	12	15	10	26	1	0	0	0	58	5.2	
C	19	ANDY MCDONALD	21	18:37	10	4	14	6	10	5	0	0	0	64	15.6	
L	32	TRAVIS MOEN	21	17:18	7	5	12	5	22	0	0	3	1	34	20.6	
C	26	SAMUEL PAHLSSON	21	19:25	3	9	12	10	20	0	0	2	0	30	10.0	
D	27	SCOTT NIEDERMAYER	21	29:50	3	8	11	2	26	1	0	2	2	42	7.1	
C	44	ROB NIEDERMAYER	21	18:34	5	5	10	9	39	0	1	1	0	42	11.9	
D	23	FRANCOIS BEAUCHEMIN	20	30:33	4	4	8	2	16	4	0	0	0	58	6.9	
R	17	*DUSTIN PENNER	21	14:04	3	5	8	4	2	0	0	2	0	37	8.1	
L	14	CHRIS KUNITZ	13	17:47	1	5	6	1	19	0	0	0	0	28	3.6	
C	22	TODD MARCHANT	11	15:44	0	3	3	1-	12	0	0	0	0	19	.0	
D	5	RIC JACKMAN	7	6:04	1	1	2	2	2	1	0	0	0	2	50.0	
D	21	SEAN O'DONNELL	21	20:20	0	2	2	8	10	0	0	0	0	13	.0	
L	24	BRAD MAY	18	7:21	0	1	1	1-	28	0	0	0	0	14	.0	
D	40	KENT HUSKINS	21	11:44	0	1	1	4	11	0	0	0	0	5	.0	
C	13	MARK HARTIGAN	1	3:34	0	0	0	0	0	0	0	0	0	0	.0	
D	34	*AARON ROME	1	11:01	0	0	0	2-	0	0	0	0	0	0	.0	
R	46	JOE MOTZKO	3	3:54	0	0	0	0	2	0	0	0	0	2	.0	
L	18	*ANDREW MILLER	3	6:59	0	0	0	1	2	0	0	0	0	3	.0	
C	52	*RYAN CARTER	4	3:12	0	0	0	1-	0	0	0	0	0	0	.0	
R	16	GEORGE PARROS	5	3:49	0	0	0	0	10	0	0	0	0	1	.0	
R	38	*RYAN SHANNON	11	4:03	0	0	0	0	6	0	0	0	0	5	.0	
L	45	SHAWN THORNTON	15	3:57	0	0	0	3-	19	0	0	0	0	5	.0	
D	33	JOE DIPENTA	16	8:12	0	0	0	0	4	0	0	0	0	3	.0	

SW#	GOALTENDER	GPI	MINS	AVG	W	L	T	EN	SO	GA	SA	SV %	G	A	PIM
35	J GIGUERE	18	1067	1.97	13	4		0	1	35	451	.922	0	0	0
30	ILYA BRYZGALOV	5	267	2.25	3	1		0	0	10	128	.922	0	0	0
ANA GOALTENDING TOTALS		21	1341	2.01	16	5		0	1	45	579	.922			

* = Rookie



CUP IN CALIFORNIA:

By securing their first Stanley Cup championship in franchise history, the Anaheim Ducks also became the first team from California to win the Stanley Cup... their appearance in the Final marked just the fifth time since 1926 that a West Coast team competed for the Stanley Cup (also Vancouver (1982 & 1994), Los Angeles (1993) & Anaheim (2003))...the Ducks were the first West Coast team to win the Stanley Cup since the 1925 Victoria Cougars and the first U.S. team to win it since the 1917 Seattle Metropolitans.

KEEPING IT IN THE FAMILY:

Rob and Scott Niedermayer were the first set of brothers to win the Stanley Cup together since Brent and Duane Sutter won with the 1983 New York Islanders (they also won Cup with Islanders in 1982)...they were the first set of brothers to compete on the same team in the Stanley Cup Final since Rich and Ron Sutter played for the Philadelphia Flyers in the 1985 Final vs. the Edmonton Oilers (lost)...the Niedermayers were also the first brother combination on opposing clubs to appear in the Stanley Cup Final since 1946 when they met in the 2003 Stanley Cup Final.

YOUTH RAISE THE CUP:

The 2007 Champions had the largest contingency of players (11) in their first or second NHL year on one Stanley Cup roster...the 1986 Montreal Canadiens are the only team that comes close to the Ducks number of first or second year players on a Stanley Cup winning roster with 10...below is a list of Ducks that were in their first or second NHL season that played in at least one game with the club during their playoff run:

Ilya Bryzgalov
Francois Beauchemin
Ryan Carter
Ryan Getzlaf
Kent Huskins
Chris Kunitz

Drew Miller
Dustin Penner
Corey Perry
Aaron Rome
Ryan Shannon

FOUR SCORE:

The Ducks were the first team since the 1989 Calgary Flames to have one player or fewer to have previously won the Stanley Cup... Scott Niedermayer was the only Ducks player who has previously won the Cup with the 1995, 2000 and 2003 New Jersey Devils...the 1989 Flames entered the Stanley Cup Final without a single player who had previously won a Cup.

ROOKIES CHIP IN:

The Ducks had five rookie players on their roster who competed in at least three 2007 playoff games...the last Stanley Cup championship team to have more than five rookies compete in at least three playoff games during a postseason run were the 1986 Montreal Canadiens, who had eight...below is a list of the rookies on the Ducks Stanley Cup winning roster that competed in at least three playoff games in 2007:

Ryan Carter
Kent Huskins
Drew Miller
Dustin Penner
Ryan Shannon

WASTING LITTLE TIME:

The Anaheim Ducks secured the Stanley Cup in just 21 games...with the 1992 Pittsburgh Penguins, the Ducks were the 5th (tied) fastest run to winning the Stanley Cup in NHL history since the best-of-seven series was implemented in 1987.

Year	Team	Record	Win Percentage
1988	Edmonton Oilers	16-2	.889
1993	Montreal Canadiens	16-4	.800
1997	Detroit Red Wings	16-4	.800
1995	New Jersey Devils	16-4	.800
2007	Anaheim Ducks	16-5	.762
1992	Pittsburgh Penguins	16-5	.762

TOP FLIGHT OVER LAST FOUR YEARS:

The Ducks advanced to the Conference Finals for the third time in the last four NHL seasons...no other team has advanced to the Conference Finals more than once over that span (since 2003 playoffs)...the Sabres and Senators advanced to the Conference Finals for the second time in four years...the Ducks were the ONLY team in the NHL to advance to the Stanley Cup Final twice in the previous four years.

EASTERN CONFERENCE FINALS			WESTERN CONFERENCE FINALS		STANLEY CUP FINAL	
Year	Team	Team	Team	Team	Team	Team
2003	Ottawa	New Jersey	Anaheim	Minnesota	New Jersey	Anaheim
2004	Tampa Bay	Philadelphia	Calgary	San Jose	Tampa Bay	Calgary
2006	Carolina	Buffalo	Anaheim	Edmonton	Carolina	Edmonton
2007	Ottawa	Buffalo	Anaheim	Detroit	Ottawa	Anaheim

FEELING AT HOME IN THE FINAL:

The Ducks remain undefeated at home (7-0) in Stanley Cup Final contests and are 8-0 at home in series-clinching games (4-0 in 2007, 3-0 in 2003 and 1-0 in 1997).

DUCKS IN THE POSTSEASON:

For the first time in franchise history, the Ducks qualified for the Stanley Cup Playoffs in consecutive seasons...the club also qualified in 2006, 2003, 1999 and 1997...the Ducks have a win percentage of .603 in the Stanley Cup Playoffs with a 44-29 overall record.

2007 PLAYOFF NOTES

WINNING THE CLOSE ONES:

The Ducks posted a 12-2 record in games decided by one goal...the club tied the NHL playoff record for the most one-goal victories in one postseason...the 2003 Mighty Ducks of Anaheim had 12 one-goal victories during their Stanley Cup Final run...the 1993 Montreal Canadiens also accomplished this feat as they went on to win the Stanley Cup...in addition, the Ducks were T-2nd in lead-changing, game-winning goals that occurred in the third period or overtime:

GAME-WINNING GOALS IN THE THIRD PERIOD OR OVERTIME

Year	Team	3rd Period/OT Wins
1993	Montreal Canadiens	12
2007	Anaheim Ducks	10
1994	Vancouver Canucks	10
1999	Dallas Stars	10
2003	Mighty Ducks of Anaheim	10

GETTING IT DONE AT HOME:

With their win vs. OTT in Game Five of the Stanley Cup Final, the Ducks won their 10th (10-2) game at home in the postseason and have an overall home record of 23-7 since the start of the 2003 Stanley Cup Playoffs...in addition, Anaheim is 8-0 in series-clinching games at home, including 4-0 in 2007 (3-0 in 2003, 1-0 in 1997).

DUCKS AT PEAK PLAYOFF SPOT SINCE 2003:

The Ducks have the most playoff wins (40) AND best playoff winning percentage (.690) in the NHL since the start of the 2003 post-season...below is a look at the top 10 playoff win totals in the NHL since 2003:

	GP	W	L	Win %
Anaheim Ducks	58	40	18	.690
Ottawa Senators	53	30	23	.566
New Jersey Devils	49	27	22	.551
Tampa Bay Lightning	45	24	21	.533
San Jose Sharks	39	22	17	.564
Calgary Flames	39	20	19	.512
Buffalo Sabres	33	20	13	.606
Philadelphia Flyers	37	19	18	.513
Edmonton Oilers	30	17	13	.566
Carolina Hurricanes	25	16	9	.640

OVERTIME ON DUCKS SIDE:

Since the 2003 Stanley Cup Playoffs, the Ducks have appeared in 15 postseason contests that have been decided in overtime...the club is 13-2 in those games, the most by any team since 2003...below is a look at the top six teams in the NHL with the most overtime playoff wins:

Team	GP	W	L	Win %
Anaheim	15	13	2	.867
Ottawa	11	7	4	.636
Colorado	9	6	3	.667
Calgary	9	6	3	.667
Buffalo	10	6	4	.600
Vancouver	11	6	5	.545

GIGUERE OUTSTANDING IN OVERTIME:

With the Ducks' overtime loss April 27 vs. VAN in Game Two of the Western Conference Semifinals, J.S. Giguere snapped his OT shutout streak at 197:52, which is the longest OT playoff minute shutout streak in NHL history...Giguere's streak began on April 10, 2003 in the CQF vs. DET when the Ducks edged the Red Wings, 2-1 in triple overtime...in 250:47 career postseason OT minutes, Giguere has a 0.24 GAA and .990 SV% (101-for-102)...with two OT wins in the CSF vs. VAN (May 1 and May 3) and two in the WCF vs. DET (May 13 and May 20), he is now 12-1 in his career in overtime (7-0 in 2003, 1-0 in 2006 and 4-1 in 2007)...Giguere is the only player to post a 12-1 record in OT in his first 13 career playoff OT games...in addition, Giguere's OT winning percentage (.923) is the highest for any goaltender with 10-plus OT decisions:

BEST POSTSEASON OVERTIME RECORDS

(minimum of 10 overtime appearances)

PLAYER	Team	GP	W	L	WIN %
Jean-Sebastien Giguere	ANA	13	12	1	.923
Billy Smith	NYI	21	16	5	.762
Felix Potvin	TOR/LA	20	15	5	.750
Arturs Ibe	SJ/CAR	12	9	3	.750
Johnny Bower	TOR	11	8	3	.727

GIGUERE TOUGH TO BEAT:

J.S. Giguere allowed two goals or less in 13 of his 18 appearances in the 2007 Stanley Cup Playoffs...he recorded a shutout on May 30 vs. OTT in Game Two of the SCF when he stopped all 16 shots he faced...it was his sixth career postseason shutout, with the previous five coming in the 2003 playoff campaign (most recent: June 2, 2003 vs. NJ in Game Four of the SCF, also a 1-0 victory)...he finished the postseason 4th in the NHL with a 1.97 GAA and T-5th in the NHL with a .922 SV%, stopping 416-of-451 shots...in addition, he successfully stopped the only penalty shot he faced during the 2007 postseason on June 6 vs. OTT (A. Vermette @ 7:23 of the third period)...he won 13 of his 17 starts, including four OT victories (May 3 vs. VAN, May 1 @ VAN, May 13 @ DET and May 20 @ DET) and stopped all shots he faced coming on in relief of Ilya Bryzgalov on April 17 @ MIN...Giguere has appeared in 45 career postseason contests, posting a 31-13 record, with a 1.96 GAA and .929 SV%.



SWEDE SUCCESS FOR PAHLSSON:

Center **Samuel Pahlsson**, not usually known as a scorer (8-18=26 in 2006-07 regular season) became a major contributor to the Ducks offense during the postseason...Pahlsson recorded 3-9=12 points in 21 playoff games and was T-6th on the team in scoring...he recorded the GWG in two of the Ducks last five wins of the postseason...he scored the lone goal for the Ducks in their Game Two victory of the SCF on May 30 vs. OTT...in addition, Pahlsson scored the game-winner in the Ducks' series-clinching Game Six of the WCF vs. DET on May 22...he also led the league in postseason faceoff wins (249) and hits (79).

GETZLAF BREAKS THROUGH:

In just his second season, center **Ryan Getzlaf** was one of the more prolific scorers throughout the Ducks postseason run...he earned 7-10=17 points in 21 postseason contests, eclipsing his point total in the 2006 Stanley Cup Playoffs by 10 points (3-4=7)...Getzlaf led the club in scoring, was 2nd in goal scoring and 5th in the NHL in postseason scoring...in addition, he was T-2nd in the NHL in game-winning goals (3) and short-handed goals (1)...he also had a two-game goal streak (2-0=2) May 22-28 and scored three goals in the last six games (3-3=6)...Getzlaf collected 4-4=8 points in the last eight playoff games and 4-6=10 points in the last 11 games.

S. NIEDERMAYER SHINES IN OT:

On May 3 in the CSF, defenseman **Scott Niedermayer** scored the series-clinching OT goal against the Vancouver Canucks in the CSF...it was the first OT goal of his postseason career, while also holding the all-time regular season OT goal record among defensemen with 10...he added a second postseason OT goal, just 10 days after the first, on May 13 at Detroit in Game Two of the WCF (4-3 victory)...in addition, on May 20 in Game 5 of the WCF at Detroit, Niedermayer scored the game-tying goal with 48 seconds left before **Teemu Selanne** scored in OT to give the Ducks a crucial 2-1 victory...Niedermayer tied the record for most OT goals by a defenseman in one playoff year:

MOST OVERTIME GOALS BY DEFENSEMAN IN ONE PLAYOFF YEAR

Year	Player	Team	Goals
2007	Scott Niedermayer	Anaheim	2
2002	Nicolas Wallin	Carolina	2
1995	Chris Chelios	Chicago	2
1950	Leo Reise, Jr.	Detroit	2

CHECKING LINE BECOMES SCORING LINE:

The Ducks line combination of **Samuel Pahlsson-Rob Niedermayer-Travis Moen** was the Ducks checking line all season, but in addition to their defensive responsibilities, all three became prolific scorers in the postseason...the line combined for 15-19=31 points in 21 postseason games, including six GWGs...Moen recorded the game-winner in Game Five of the SCF on June 6 vs. OTT (also recorded the first two-goal game of his postseason career) and the OT goal in Game Four of the CSF on May 1 @ VAN...in addition, he also scored the game-winner in Game One of the SCF vs. OTT...Pahlsson had two game-winners (May 30 vs. OTT in Game Two of the SCF, 1-0 victory and May 22 vs. DET in Game Six of the WCF, 5-3 victory) and R. Niedermayer had one game-winner (Apr. 15 vs. MIN in Game Three of the CQF)...the trio recorded a combined +24 rating throughout the 2007 Stanley Cup Playoffs.

PRONGER AT THE TOP OF HIS GAME:

In 19 postseason contests, **Chris Pronger** scored 3-11=14 points, which tied for 2nd on the team and 2nd in the NHL among defensemen...he was also T-7th in overall scoring, T-4th in overall assists and T-3rd in power play assists...the 2007 Stanley Cup Playoffs marked the 11th year he appeared in the postseason and recorded his second-highest career point total (5-16=21 points with EDM in 2005-06)...in addition, he was 4th in the NHL in avg. TOI with 30:11/g.

BATTLING BACK:

On May 1 @ VAN, the Ducks rallied from a 2-0 deficit in the third period, to eventually take the game in overtime...it marked the first time the club had successfully battled back from a two-goal deficit to win in postseason history...Travis Moen scored the game-winner, just over two minutes into the first overtime, marking his first career OT goal in the playoffs...with the Ducks' OT win, teams in the 2007 playoffs with a two-goal lead at any point in the game went 42-4...the only teams to come back from a two-goal deficit in the postseason are Detroit and Ottawa...Detroit rallied from two goals down twice to eventually beat San Jose 3-2 on both occasions (April 28 @ DET and May 2 @ SJ)...Ottawa came back from a two-goal deficit to win in double OT, 4-3 against Buffalo (May 12 @ BUF).

BROTHERS TEAMING UP WHEN IT COUNTS:

Brothers **Scott** and **Rob Niedermayer** both had vital roles in three of the Ducks' playoff victories...on May 3 in their series-clinching game vs. Vancouver in the CSF, Rob's hit on Janrik Hansen helped to turn the puck over for Scott's OT goal against Roberto Luongo...on May 13 at Detroit in the WCF, Rob had the first assist on Scott's second OT goal in as many games...in Game One of the Stanley Cup Final on May 28 vs. Ottawa, both Rob and Scott assisted on **Travis Moen's** game-winning goal as the Ducks held onto a 3-2 victory.

DEFENSE FIRST:

The Ducks allowed just 45 goals in 21 2007 Stanley Cup Playoff games...the club allowed an average of 2.14 goals-per-game, good for 3rd in the NHL in the postseason.

SHUTTING THE DOOR:

The Ducks 2007 Stanley Cup Playoff record when...

Category	Record
When scoring two or more goals in a game	15-1
When opponents are held to less than 35 shots	14-3
When not allowing a power play goal	9-1
When scoring first	10-2

SHARING THE LOAD:

Defensemen **Francois Beauchemin** (30:33/g), **Chris Pronger** (30:11/g) and **Scott Niedermayer** (29:50/g) were 3rd, 4th and 5th, respectively, in the NHL in avg. TOI...the only other playoff team that had three players in the top 10 in avg. TOI was Vancouver (Ohlund, 6th; Bieksa, 9th; Kesler, 10th), which was eliminated by Anaheim in the CSF on May 3.

MAC'S BIG NIGHT:

On April 25 vs. VAN, Ducks center **Andy McDonald** recorded his first career hat trick (regular or postseason)...in addition, it was the club's second playoff hat trick in franchise history...McDonald also added an assist for 3-1=4 points, tying the most points recorded by a Duck in playoff history...**Joffrey Lupul** scored 4-0=4 points on May 9, 2006 in the CSF vs. COL, recording the club's first-ever postseason hat trick and four-point game.

KUNITZ PROVIDES SUPPORT:

On April 25 vs. VAN, the Ducks scored three goals in the first period, the most in the opening session by the club in the 2007 postseason...left wing **Chris Kunitz** provided the assists on all three goals (0-3=3), marking the first time in club history a player has collected three assists in a single period in the playoffs.

SELANNE BREAKS YET ANOTHER CLUB RECORD:

On April 13 vs. MIN in Game Two of the CQF, **Teemu Selanne's** assist broke Paul Kariya's franchise record for career points in the postseason...he broke the club's playoff goals record May 23, 2006 @ EDM, scoring his 15th career postseason goal as a Duck.

BEAUCHEMIN REPEATS FEAT:

Francois Beauchemin's two goals April 13 vs. MIN marked the third time in club history a Ducks defenseman had scored two goals in a playoff game...Beauchemin has done it twice, also scoring two goals on April 25, 2006 vs. CGY (Game 3)...the only other Ducks defenseman to score two goals in a playoff game was **J.J. Daigneault**, who did so in Game Two of the CQF on April 18, 1997 vs. PHX.

NIGHT OWLS:

The Ducks' double-overtime, series-clinching win on May 3 vs. VAN in Game Five of the CSF was the club's seventh multiple-overtime game in club history...the Ducks have gone 4-3 in those seven games...the club's last multiple overtime game before May 3 came on April 27 in Game Two of the CSF vs. VAN (3-2, Cowan GWG).

HATCHING HEAD COACHES IN ANAHEIM:

Of the four teams that competed in the Western Conference Semifinals, three were led by coaches who received their NHL head coaching start in Anaheim...**Ron Wilson** (SJ) served as Anaheim's head coach from 1993-97, while **Mike Babcock** made his head coaching debut with the Ducks from 2002-04...**Randy Carlyle** has coached the Ducks for the past two seasons, helping the team advance to the Stanley Cup Playoffs in consecutive seasons for the first time in franchise history...Vancouver's head coach, **Alain Vigneault**, the only CSF coach to have not served in Anaheim, succeeded Carlyle as the head coach of the Manitoba Moose (AHL) in 2005...in addition, another Anaheim connection existed in the Stanley Cup Final...Ottawa head coach **Bryan Murray** was the head coach of the Ducks in 2001-2002, before taking over as GM of the club (2002-2004).

PLAYOFF DEBUTS:

On April 11 vs. MIN in Game 1 of the CQF, three Ducks made their career postseason debuts...**Mark Hartigan**, **George Parros** and **Kent Huskins** all took the ice for the first time in NHL postseason competition...the three players recorded a combined 17:42 of TOI and maintained an even plus/minus rating...**Ryan Shannon** made his postseason debut on April 13 vs. MIN...after two games as a healthy scratch, **Shawn Thornton** played in a postseason contest for the first time on April 15 @ MIN and went on to play in 15 games going scoreless with 19 PIM...after his recall on April 8, **Aaron Rome** made his postseason debut on April 17 @ MIN, logging 11:01 of ice time...**Drew Miller** appeared in his first playoff contest April 19 vs. MIN (2:15 TOI), which also happened to be his NHL debut, in addition, Miller played in Games One and Two of the SCF, going scoreless with a +1 rating and two PIM...**Ryan Carter** made his NHL career debut on May 17 vs. DET in Game Four of the WCF...he also appeared in Game Four of the SCF...**Joe Motzko** logged 6:16 of ice time and recorded three hits in his first career NHL playoff game on May 20 @ DET.

2006 DUCKS PLAYOFF STATS



POS	NO.	PLAYER	GP	AVG												
				TOI	G	A	PTS	+/-	PIM	PP	SH	GW	OT	S	PCTG	
R	13	TEEMU SELANNE	16	17:55	6	8	14	0	6	1	0	2	0	53	11.3	
C	22	TODD MARCHANT	16	17:33	3	10	13	14	14	0	0	0	0	26	11.5	
R	15	JOFFREY LUPUL	16	16:43	9	2	11	9	31	1	0	1	1	62	14.5	
D	27	SCOTT NIEDERMAYER	16	28:53	2	9	11	1	14	1	1	1	0	48	4.2	
R	76	*DUSTIN PENNER	13	13:15	3	6	9	10	12	0	0	0	0	41	7.3	
D	23	*FRANCOIS BEAUCHEMIN	16	27:26	3	6	9	0	11	3	0	0	0	35	8.6	
C	19	ANDY MCDONALD	16	16:33	2	7	9	0	10	2	0	0	0	48	4.2	
L	38	*CHRIS KUNITZ	16	12:30	3	5	8	1-	8	0	0	0	0	34	8.8	
C	51	*RYAN GETZLAF	16	15:49	3	4	7	3-	13	2	0	1	0	38	7.9	
D	24	RUSLAN SALEI	16	22:08	3	2	5	10	18	0	0	1	0	27	11.1	
D	21	SEAN O'DONNELL	16	16:43	2	3	5	8	23	0	0	1	1	10	20.0	
C	26	SAMUEL PAHLSSON	16	17:06	2	3	5	2	18	0	0	2	0	22	9.1	
L	12	JEFF FRIESEN	16	11:14	3	1	4	1-	6	0	0	0	0	15	20.0	
C	44	ROB NIEDERMAYER	16	19:35	1	3	4	1-	10	1	0	0	0	24	4.2	
D	5	VITALY VISHNEVSKI	16	13:40	0	4	4	2	10	0	0	0	0	8	.0	
R	61	*COREY PERRY	11	9:32	0	3	3	4-	16	0	0	0	0	14	.0	
L	32	TRAVIS MOEN	9	8:25	1	0	1	1	10	0	0	0	0	5	20.0	
R	17	JONATHAN HEDSTROM	3	16:57	0	1	1	0	2	0	0	0	0	1	.0	
G	35	J GIGUERE	6	53:03	0	0	0	0	0	0	0	0	0	0	.0	
G	30	*ILYA BRYZGALOV	11	59:54	0	0	0	0	2	0	0	0	0	0	.0	
L	29	TODD FEDORUK	12	8:19	0	0	0	1-	16	0	0	0	0	12	.0	
D	33	JOE DIPENTA	16	11:34	0	0	0	1	13	0	0	0	0	5	.0	

SW#	GOALTENDER	GPI	MINS	AVG	W	L	T	EN	SO	GA	SA	SV %	G	A	PIM
30	*ILYA BRYZGALOV	11	659	1.46	6	4		2	3	16	285	.944	0	0	2
35	J GIGUERE	6	318	3.40	3	3		0	0	18	132	.864	0	0	0

ANA GOALTENDING TOTALS **16** **988** **2.19** **9** **7** **2** **3** **36** **419** **.914**

* = Rookie

2006 DUCKS PLAYOFF STATS

DUCKS SET PLAYOFF TEAM MARKS:

The Ducks set a club record for goals in a playoff season, scoring 46 times in 2006...other notable team records set in 2006, were most goals in a playoff game (6 @ EDM on 5/25), goals in a period (4, twice in 2006), penalty minutes in a playoff season (267) and penalty minutes in a series (vs. CGY)...the club also tied the mark for playoff goals in a series (17, vs. CGY; also vs. PHX in 1997).

ROOKIES MAKE THEIR MARK:

Of the 128 team points (48-80=128) the Ducks scored during the postseason, Anaheim rookies accounted for 12-25=37 of them (28.9%)...the 37 rookie points were the most in one playoff year since the 1993 Los Angeles Kings had 40 rookie points...of the 16 goals the Ducks scored in the Western Conference Semifinals series versus Colorado, three were scored by rookies and all but three figured a rookie on the score sheet...the last time a team had six rookies play a game in the Conference Finals was the 1991 Boston Bruins (although only one, Jeff Lazaro, played all six games of the series).

TWO STILL PLAYING:

Anaheim was the only NHL organization to have both their NHL team and AHL affiliate reach each respective league's conference final...The Portland Pirates clinched the Atlantic Division Final Series, defeating the Hartford Wolfpack four games to two to advance to the Eastern Conference Final, where they fell to the Hershey Bears 4-3.

SIX IN A ROW:

With their Western Conference Semifinal series-clinching win in Game 4 (May 11) versus COL, the Ducks tied the franchise record for consecutive playoff victories with six...the record was set during the 2003 postseason from 4/10/03-4/26/03...the Ducks swept Detroit in the conference quarterfinals and won their first two games at Dallas in the conference semifinals.

13 UNANSWERED:

The Ducks scored 13 unanswered goals, from Game 6 (May 1) versus Calgary in the Western Conference Quarterfinals to Game 3 (May 9) versus Colorado in the Western Conference Semifinals...the Flames scored at 10:18 of the first period and the Ducks scored 13 goals without allowing a goal against until Dan Hinote scored at 19:33 of the first period in Game 3...The last team to score 13 or more unanswered goals in the postseason was Detroit with 14 from 5/15/95-5/23/95.

MARCHANT TIES RECORD:

Ducks center **Todd Marchant** tied the club record for most assists in a playoff game with three in Game 4 (May 25) of the Western Conference Finals at Edmonton...the feat had been accomplished three times previously (Dustin Penner, 5/9/06 @ COL, Steve Rucchin, 4/21/99 @ DET and Petr Sykora, 4/26/03 @ DAL).

NOBODY BEATS THE BRYZ:

Ilya Bryzgalov tied an NHL record with three consecutive shutouts (done five times previously) in Game 7 of the Conference Quarterfinals versus Calgary (May 3), Game 1 (May 5) and Game 2 (May 7) of the Conference Semifinal versus Colorado... In addition Bryzgalov's shutout sequence of 249:15, is the second-longest in NHL postseason history and is the longest ever by a rookie. Gerry McNeil previously held the rookie record at 218:42...Bryzgalov stopped 98 consecutive shots.

LONGEST SHUTOUT SEQUENCE BY A GOALTENDER IN ONE PLAYOFF YEAR:

Streak	Goaltender	Team	Dates
270:08	George Hainsworth	Canadiens	3/28-4/3, 1930
249:15	Ilya Bryzgalov	Ducks	5/3-5/7, 2006
248:35	Dave Kerr	Rangers	3/25-4/6, 1937
248:32	Normie Smith	Red Wings	3/24-28, 1936
218:42	Gerry McNeil	Canadiens	3/27-31, 1951
217:54	J.S. Giguere	Ducks	5/5-16, 2003

FIRST IN 61 YEARS:

In Game 1 (May 5) versus COL, Ducks goaltender **Ilya Bryzgalov** became the first rookie to record consecutive shutouts in the playoffs since 1945...the last rookie goaltender to post consecutive shutouts in the postseason was Toronto's Frank McCool in April of 1945...McCool had three consecutive shutouts versus Detroit on April 6, 8 and 12...Bryzgalov tied him for the rookie record.

ANOTHER ONE FOR BRYZ:

Ilya Bryzgalov is only the fourth rookie goaltender to win all four games of a playoff series sweep...the others are Chicago's Tony Esposito in 1970 vs. Detroit; Montreal's Jacques Plante in 1954 vs. Boston; Montreal's Bill Durnan in the 1944 Stanley Cup Finals versus Chicago.



BRYZ SHUTS THE DOOR:

Ilya Bryzgalov's shutout in Game 7 (May 3) of the Western Conference Quarterfinals at Calgary was the first shutout by a rookie in a Game 7 since May 15, 1993, when Felix Potvin of Toronto shutout St. Louis...in addition, it was only the third shutout in a Game 7 by a rookie in NHL history as the New York Islanders' Chico Resch was the first goalie to do so in 1975 at Pittsburgh...Bryzgalov led the NHL in GAA (1.46), SV% (.944) and shutouts (3).

SELANNE WITH ANOTHER DUCK RECORD:

Ducks right wing **Teemu Selanne** had points in seven straight playoff games (Apr. 23-May 5), scoring 4-5=9 points, tying a club record for longest playoff point streak (also, Dmitri Mironov (0-8=8 points), Apr. 24-May 8, 1997).

PENNER IN THE FRANCHISE RECORD BOOK:

With three assists in Game 3 (May 9) of the Conference Semifinals versus Colorado, Ducks left wing **Dustin Penner** tied the franchise record for most assists in a playoff game (done twice previously, Steve Rucchin, 4/21/99 @ DET and Petr Sykora, 4/26/03 @ DAL)...his three assists are the first ever recorded by a rookie in a single playoff game in team history.

RALLY:

Anaheim's Western Conference Quarterfinal win versus Calgary marked the second time the club has ever rallied from a series deficit to win (also 1997, down 3-2 vs. PHX, won series 4-3).

DECIDING RECORD:

With their 3-0 victory in Game 7 (May 3) of the Western Conference Quarterfinal at Calgary, the Ducks improved their record in Game 7s to 2-1...the win at Calgary was the Ducks' first series clinching game on the road...in their first ever Game 7 (April 29) versus Phoenix in the 1997 Conference Quarterfinals, the Ducks won 3-0...in Game 7 (June 9) of the 2003 Stanley Cup Finals, the Ducks dropped a 3-0 decision to the New Jersey Devils.

PERFECT IN GAME 6:

With a 2-1 victory in Game 6 (May 1) in Anaheim, the Ducks extended their perfect record in Game 6s to four games...below is a list:

Date	Series	Opponent Score
May 1, 2006	CQF vs. CGY	W, 2-1
June 7, 2003	SCF vs. NJ	W, 5-2
May 5, 2003	CSF vs. DAL	W, 4-3
April 27, 1997	CQF @ PHX	W, 3-2 (OT)

TWO FOR THE ROOKIES:

Mighty Ducks defenseman **Francois Beauchemin's** two goals (both PPGs) in Game 3 of the Western Conference Quarterfinals set a club record for goals in a playoff game by a rookie...in addition, he tied the club record for most goals in a playoff game (eight times previously), most goals by a defenseman in a playoff game (J.J. Daigneault, Game 2 of CQF, April 18, 1997) and most power play goals in a playoff game (Adam Oates, Game 4 of WCF, May 16, 2003)...**Dustin Penner** tied the record with two goals in Game 4 (May 25) of the Western Conference Finals.

OH WHAT A NIGHT:

In Game 3 (May 9) at Colorado in the Western Conference Semifinals, **Joffrey Lupul** scored all four of the Ducks goals, including the game-winner in overtime...in doing so, he became the first player in NHL playoff history to score four goals, including the overtime winner...the four-goal game was the first ever by a Ducks player in the postseason or regular season...he's the first player to account for all four of his team's goals in a win since Maurice "Rocket" Richard did so on March 23, 1944...the feat had been accomplished twice previously...prior to Lupul's four goals, the last player to score four goals in a playoff game was Theo Fleury on May 13, 1995 for the Flames in a 6-4 win over San Jose...below is a list of players to account for all four of their teams goals:

PLAYERS TO SCORE 4+ GOALS, ACCOUNTING FOR ALL HIS TEAM'S GOALS (NHL PLAYOFF HISTORY)

Date	Teams	Goals
05/09/2006	ANA 4 vs COL 3	Joffrey Lupul 4 (win)
04/26/1993	NYI 4 at WAS 6	Ray Ferraro 4 (loss)
04/10/1986	CHI 4 vs TOR 6	Denis Savard 4 (loss)
03/23/1944	MTL 5 vs TOR 1	Rocket Richard 5 (win)
03/22/1919	MTL 4 at SEA 2	Newsy Lalonde 4 (win)

LUPUL'S BIG NIGHT:

Ducks right wing **Joffrey Lupul** became the first Ducks player to score four goals in a playoff or regular season game...in addition, Lupul broke the playoff record for goals in a series; he had six in four games in the Western Conference Semifinal series versus Colorado (Paul Kariya and Teemu Selanne each had five goals in the 1997 Conference Quarterfinals versus Phoenix, seven games)...he has also eclipsed the record for goals in a playoff season with nine (seven was the previous record, done three times: Paul Kariya and Teemu Selanne in 1997, 11 games; and Steve Rucchin, 2003, 21 games)...his three-game goal streak (6-0=6) from May 7-11, is the longest goal streak in club playoff history.

2003 DUCKS PLAYOFF STATS

			AVG														
POS	NO.	PLAYER	GP	TOI	G	A	PTS	+/-	PIM	PP	SH	GW	OT	S	PCTG		
C	77	ADAM OATES	21	19:15	4	9	13	2	6	3	0	1	0	18	22.2		
R	39	PETR SYKORA	21	18:38	4	9	13	3	12	1	0	2	2	58	6.9		
L	9	PAUL KARIYA	21	21:14	6	6	12	0	6	0	0	1	1	53	11.3		
L	12	MIKE LECLERC	21	19:01	2	9	11	3	12	1	0	2	1	55	3.6		
C	20	STEVE RUCCHIN	21	23:34	7	3	10	2-	2	1	0	2	1	46	15.2		
C	44	ROB NIEDERMAYER	21	23:34	3	7	10	5-	18	0	2	0	0	41	7.3		
R	32	STEVE THOMAS	21	15:12	4	4	8	2	8	2	0	3	1	40	10.0		
D	8	SANDIS OZOLINSH	21	23:37	2	6	8	8	10	0	0	1	0	39	5.1		
L	23	*STANISLAV CHISTOV	21	13:21	4	2	6	4	8	0	0	1	0	33	12.1		
C	26	SAMUEL PAHLSSON	21	16:40	2	4	6	1	12	0	0	0	0	24	8.3		
D	24	RUSLAN SALEI	21	26:05	2	3	5	3	26	0	0	1	1	33	6.1		
L	10	JASON KROG	21	12:10	3	1	4	3	4	0	0	0	0	23	13.0		
D	3	KEITH CARNEY	21	26:39	0	4	4	3	16	0	0	0	0	26	.0		
D	28	NICLAS HAVELID	21	25:41	0	4	4	0	2	0	0	0	0	29	.0		
D	34	*KURT SAUER	21	20:44	1	1	2	3	6	0	1	1	0	8	12.5		
C	11	MARC CHOUINARD	15	7:16	1	0	1	1	0	0	0	0	0	11	9.1		
R	21	DAN BYLSMA	11	9:44	0	1	1	3	2	0	0	0	0	12	.0		
G	35	J GIGUERE	21	67:00	0	1	1	0	0	0	0	0	0	0	.0		
D	5	VITALY VISHNEVSKI	21	10:01	0	1	1	3-	6	0	0	0	0	8	.0		
D	2	FREDRIK OLAUSSON	1	3:19	0	0	0	0	0	0	0	0	0	0	.0		
L	14	*CAM SEVERSON	1	2:24	0	0	0	0	0	0	0	0	0	0	.0		
G	29	MARTIN GERBER	2	10:01	0	0	0	0	0	0	0	0	0	0	.0		
L	22	*ALEXEI SMIRNOV	4	4:21	0	0	0	0	2	0	0	0	0	3	.0		
R	18	PATRIC KJELLBERG	10	10:30	0	0	0	2-	0	0	0	0	0	6	.0		

SW#	GOALTENDER	GPI	MINS	AVG	W	L	T	EN	SO	GA	SA	SV %	G	A	PIM
35	J GIGUERE	21	1407	1.62	15	6		1	5	38	697	.945	0	1	0
29	MARTIN GERBER	2	20	3.00	0	0		0	0	1	6	.833	0	0	0

ANA GOALTENDING TOTALS

21 1428 1.68 15 6 1 5 40 704 .943

* = Rookie





DUCKS CAPTURE FIRST WESTERN CONFERENCE CHAMPIONSHIP:

The Ducks finished the 2003 playoffs with a record of 15-6, recording the highest winning percentage in the NHL (.714)...the Ducks had a 9-1 record at home during the playoffs, second only to New Jersey's 12-1 mark...Anaheim swept the Minnesota Wild to win the Western Conference Championship, advancing to the Stanley Cup Finals for the first time in club history...the Ducks became the second post 1990's expansion team to reach the Finals, following the Florida Panthers in 1996 (vs. Colorado)...since the NHL assumed control of the Stanley Cup Finals after the 1926 season, the Ducks were only the fourth team in league history from the Pacific Time Zone to reach the Finals (Vancouver in 1994 and 1982, Los Angeles in 1993).

TEAM DEFENSE LEADS TO NHL RECORD:

The Ducks set an NHL record in their Western Conference Finals series vs. Minnesota, allowing the fewest goals against in a best-of-7 series by allowing just a single marker to the Wild...Andrew Brunette scored at 4:37 of the first period in Game Four to notch the first Minnesota goal...the 1935 Toronto Maple Leafs and 1952 Detroit Red Wings each surrendered two goals in four-game series.

OVERTIME MAGIC FOR DUCKS IN 2003:

The Ducks went 7-0 in overtime in the 2003 playoffs, becoming the first team in NHL playoff history to go undefeated in OT when playing in at least six such contests...the seven consecutive overtime wins were second only to the 1993 Canadiens (10) for consecutive OT wins during one playoff season (Montreal finished 10-1 in OT)...Anaheim was the first team in NHL history to win four games in overtime in their first six postseason contests (Ducks were also the sixth team in NHL history to PLAY in four OT games in the first six playoff contests...the Ducks also became the first team since the 1994 Vancouver Canucks (April 26-30) to win three straight playoff games in overtime (no team has ever won four straight)...the Ducks won three straight spanning Game 4 of the conference Quarter-Finals (Apr. 16) and Games 1 & 2 of the conference Semi-Finals (Apr. 24-26)...the Ducks had six different goal scorers in the seven overtime games (Sykora had two; Kariya, Rucchin, Leclerc, Thomas and Salei had one).

DUCKS TAKE CARE OF BUSINESS AT HOME:

The Ducks finished 9-1 at home in the playoffs, including seven-straight home wins to end the postseason (second longest of '03 playoffs, behind New Jersey's eight)...the club's only loss was a 2-1 setback to Dallas in Game 3 of the Conf. Semifinals...the Ducks earned a record of 3-1 in Game 3, 4-0 in Game Four and 2-0 in Game 6...the club out-scored the opposition 26-to-13 at home this postseason...the Ducks allowed one-goal-or-fewer on five occasions.

WINNING THE CLOSE ONES:

The Ducks had a remarkable 12-1 record in the 2003 playoffs in games decided by one goal-or-less...the 12 one-goal wins tied the most in league history during one playoff year (also 1993 Canadiens)...The Ducks two-goal win in Game 1 of the Western Conference Finals broke a string of nine consecutive wins by a one-goal margin (4/10/03 - 5/10/03), which broke the record for one playoff year...the previous record was seven, done twice before (1989 Canadiens and 2001 Kings)...five of the games needed overtime to be decided...the Ducks eight consecutive one-goal decisions to start the playoffs tied the record for one playoff year (1989 Canadiens).

MOST 1-GOAL WINS IN A SINGLE POST SEASON:

Year	W	L
1993 Montreal Canadiens	12	1
2003 Mighty Ducks of Anaheim	12	1
2000 Dallas Stars	10	4
2000 New Jersey Devils	9	5
2002 Carolina Hurricanes	9	4

PLAYOFF SPECIAL TEAMS:

The Ducks went 8-for-70 (11.4%) overall on the power play in the postseason (ranking 13th)...the club was 61-for-70 (87.1%) on the penalty kill (ranking fifth)...Anaheim scored its first-ever shorthanded goal in a playoff game in Game 1 @ DAL (4/24/03 - **Rob Niedermayer**) and had three in the playoffs (tied for most in NHL with Ottawa).

OFF AND RUNNING:

The Ducks began the playoffs on a six-game winning streak, which was the longest of the 2003 playoffs...by going 6-0 vs. Detroit and Dallas, Anaheim became the first team in NHL history to win six-straight games to start the playoffs vs. teams that had over 100+ points in the regular season...in addition, the Ducks joined the former Minnesota North Stars (now Dallas Stars) as the only teams in NHL history to start the postseason as a road team and win six-straight...the North Stars won six straight from April 8-19, 1981.

2003 PLAYOFF NOTES

CONSECUTIVE WINS FROM START OF A POST SEASON - FIRST OF WHICH WAS ON THE ROAD

6	Mighty Ducks of Anaheim	4/10/03 - 4/26/03
6	Minnesota North Stars	4/08/81 - 4/19/81
5	Detroit Red Wings	3/24/36 - 4/7/36
5	New York Rangers	3/23/37 - 4/6/37
5	Toronto Maple Leafs	4/13/01 - 4/26/01

GIGUERE MAKES HISTORY IN OT:

J.S. Giguere owns the longest scoreless OT minutes streak in NHL playoff history...he surpassed Patrick Roy to set an NHL record in Game 3 vs. New Jersey and has a current streak of 168:27...with three shutouts vs. Minnesota in the Conference Finals, Giguere was the sixth netminder in NHL history to record three consecutive playoff shutouts and the first to do so in the Conference Finals or NHL Semifinals...Giguere joined Clint Benedict (Montreal Maroons, 1926), John Ross Roach (New York Rangers, 1929), Frank McCool (Toronto, 1945), Brent Johnson (St. Louis, 2002) and Patrick Lalime (Ottawa, 2002) for that record...he also tied an NHL Playoff Record for most shutouts in a series, set eight times previously, including twice last season by Brent Johnson (St. Louis) and Patrick Lalime (Ottawa)...below is a closer look:

LONGEST OVERTIME SHUTOUT STREAKS (PLAYOFFS)

Jean-Sebastien Giguere	168:27 (4/10/2003 - 5/31/2003)
Patrick Roy	162:56 (5/8/1996 - 4/20/1997)
Charlie Gardiner	149:15 (3/26/1931 - 4/10/1934)
Ed Belfour	141:42 (6/19/1999 - 6/10/2000)
Gerry McNeil	124:39 (4/4/1950 - 4/11/1951)

GOALIES WITH CONSECUTIVE SHUTOUTS IN NEXT-TO-LAST ROUND OF STANLEY CUP PLAYOFFS

3	05/10/2003 05/14/2003	Giguere, Jean-Sebastien, Ana.
2	04/08/1950 04/09/1950	Lumley, Harry, Det.
2	03/25/1952 03/27/1952	Sawchuk, Terry, Det.
2	03/29/1960 03/31/1960	Plante, Jacques, Mtl.
2	04/01/1961 04/04/1961	Hall, Glenn, Chi.
2	05/20/1994 05/22/1994	McLean, Kirk, Van.
2	05/17/2001 05/19/2001	Brodeur, Martin, N.J.
2	05/29/2002 05/31/2002	Hasek, Dominik, Det.

- No goalie previous to Giguere had ever had THREE consecutive shutouts in the next-to-last round of the playoffs (SINCE 1943-44 - Modern Era)

DUCKS AND STARS PLAYED AN INSTANT CLASSIC:

The Ducks and Stars five overtime match in Game 1 (Apr. 24) was the fourth longest in NHL history with a total of 140 minutes and 48 seconds of hockey played that night...It was deemed an "Instant Classic" by ESPN Classic network...Keith Carney played a game-high 83 shifts and posted a team-high 56:20 TOI...below is a look at the top 10 longest games in NHL history:

LONGEST GAMES IN NHL HISTORY

Date	Score	Scorer	OT	Series
Mar. 24/36	Detroit 1 at Montreal Maroons 0	Mud Bruneteau	116:30	SF
Apr. 3/33	Boston 0 at Toronto 1	Ken Doraty	104:46	SF
May 4/00	Philadelphia 2 at Pittsburgh 1	Keith Primeau	92:01	CSF
Apr. 25/03	Anaheim 4 at Dallas 3	Petr Sykora	80:48	CSF
Apr. 24/96	Pittsburgh 3 at Washington 2	Petr Nedved	79:15	CQF
Mar. 23/43	Toronto 3 at Detroit 2	Jack McLean	70:18	SF
Mar. 28/30	NY Rangers 1 at Montreal 2	Gus Rivers	68:52	SF
Apr. 18/87	NY Islanders 3 at Washington 2	Pat LaFontaine	68:47	DSF
Apr. 27/94	New Jersey 0 at Buffalo 1	Dave Hannan	65:43	CQF
Mar. 27/51	Montreal 3 at Detroit 2	Maurice Richard	61:09	SF
Mar. 27/38	NY Americans 3 at NY Rangers 2	Lorne Carr	60:40	QF

1999 DUCKS PLAYOFF STATS



POS	NO.	PLAYER	GP	G	A	PTS	+/-	PIM	PP	SH	GW	GT	S	PCTG
RW	8	TEEMU SELANNE	4	2	2	4	-1	2	1	0	0	0	7	28.6
LW	9	PAUL KARIYA	3	1	3	4	0	0	0	0	0	0	11	9.1
C	20	STEVE RUCCHIN	4	0	3	3	0	0	0	0	0	0	10	.0
LW	16	MARTY McINNIS	4	2	0	2	-1	2	2	0	0	0	12	16.7
D	2	FREDRIK OLAUSSON	4	0	2	2	-4	4	0	0	0	0	6	.0
D	23	JASON MARSHALL	4	1	0	1	-1	10	1	0	0	0	5	20.0
C	39	TRAVIS GREEN	4	0	1	1	-4	4	0	0	0	0	12	.0
D	7	PAVEL TRNKA	4	0	1	1	-3	2	0	0	0	0	2	.0
D	34	DAN TREBIL	1	0	0	0	0	2	0	0	0	0	0	.0
G	35	*TOM ASKEY	1	0	0	0	0	0	0	0	0	0	0	.0
C	22	*JOHAN DAVIDSSON	1	0	0	0	0	0	0	0	0	0	0	.0
LW	12	*MIKE LECLERC	1	0	0	0	0	0	0	0	0	0	1	.0
LW	32	STU GRIMSON	3	0	0	0	0	30	0	0	0	0	0	.0
D	24	RUSLAN SALEI	3	0	0	0	-4	4	0	0	0	0	5	.0
D	5	KEVIN HALLER	4	0	0	0	-1	2	0	0	0	0	7	.0
G	31	GUY HEBERT	4	0	0	0	0	0	0	0	0	0	0	.0
LW	33	JIM MCKENZIE	4	0	0	0	-2	4	0	0	0	0	5	.0
RW	17	TOMAS SANDSTROM	4	0	0	0	-2	4	0	0	0	0	9	.0
C	18	TED DRURY	4	0	0	0	-6	0	0	0	0	0	4	.0
RW	19	JEFF NIELSEN	4	0	0	0	-6	2	0	0	0	0	7	.0
D	4	JAMIE PUSHOR	4	0	0	0	-3	6	0	0	0	0	6	.0
C	14	*ANTTI AALTO	4	0	0	0	0	2	0	0	0	0	0	.0
C	11	MATT CULLEN	4	0	0	0	-2	0	0	0	0	0	6	.0

NO.	GOALTENDER	GP	MIN	GAA	W-L	EN	SO	GA	SHOTS	SV%	G	A	PIM
35	*TOM ASKEY	1	30	4.00	0-1	0	0	2	11	.818	0	0	0
31	GUY HEBERT	4	208	4.33	0-3	0	0	15	124	.879	0	0	2
ANA GOALTENDING TOTALS		4	240	4.25	0-4	0	0	17	135	.874	0	0	2

* = Rookie



BACK IN THE PLAYOFFS:

The Mighty Ducks finished the regular season with a 35-34-13 mark for 83 points, finishing sixth in the Western Conference. The Detroit Red Wings finished 43-32-7 for 93 points in the regular season, finishing third in the Western Conference. The two clubs met in the first round of the 1999 NHL Playoffs; the Ducks' second appearance in the post-season and the second playoff meeting in three years between Anaheim and Detroit. The Red Wings won the series four games to none, ending the Ducks' season with a 3-0 win @ Anaheim on Apr. 27. Teemu Selanne (2-2=4) and Paul Kariya (1-3=4) led Anaheim in playoff scoring. Marty McInnis co-led the team in goals with two power play tallies (tying with Selanne). Steve Yzerman led the Red Wings with 5-2=7 points in the series, including three power play goals. Brendan Shanahan (3-3=6), Sergei Fedorov (1-5=6) and Nicklas Lidstrom (0-6=6) all had six points in the four games. Chris Osgood was 4-0 with a 1.50 GAA in the series.

GAME ONE @ DETROIT (APRIL 21, 1999), RED WINGS 5, MIGHTY DUCKS 3:

Steve Yzerman scored three goals (Anaheim's first-ever opponent hat trick in the playoffs) while Paul Kariya (1-2=3) and Steve Rucchin (0-3=3) earned three-point games each for the Ducks in a 5-3 Detroit win. Marty McInnis (first career playoff goal) scored the first goal of the game on the power play and Teemu Selanne netted a goal in the third. Rucchin's three assists were a Ducks playoff record. Wendel Clark and Doug Brown scored the other goals for Detroit. Guy Hebert left the game midway through the second period after getting hit in the head and was relieved by Tom Askey, who stopped nine-of-11 shots in his NHL playoff debut.

GAME TWO @ DETROIT (APRIL 23, 1999), RED WINGS 5, MIGHTY DUCKS 1:

Brendan Shanahan scored 2-1=3 points in the first period to lead Detroit to a 4-0 lead at the first intermission and eventually a 5-1 win. Teemu Selanne scored Anaheim's lone goal on the power play from Paul Kariya and Fredrik Olausson. Three of Detroit's five scores came with the man-advantage, going 3-of-9 on the evening. Guy Hebert stopped 31-of-36 shots.

GAME THREE @ ANAHEIM (APRIL 25, 1999), RED WINGS 4, MIGHTY DUCKS 2:

Steve Yzerman scored the game-winning goal on a 5-on-3 power play early in the second period and Detroit went on to a 4-2 win. Sergei Fedorov scored the first goal of the game early in the first period before Marty McInnis and Jason Marshall (first career playoff goal) scored to put the Ducks ahead by a 2-1 score. Tomas Holmstrom tied the game early in the second period before Yzerman's game-winner. Both clubs went 2-for-6 on the power play and finished with 24 shots on goal.

GAME FOUR @ ANAHEIM (APRIL 27, 1999), RED WINGS 3, MIGHTY DUCKS 0:

Chris Osgood stopped all 31 shots he faced in a 3-0 win, clinching the series for the Red Wings. Tomas Holmstrom scored late in the second period on the power play to put the Wings ahead 1-0. Brendan Shanahan and Vyacheslav Kozlov added third period goals for Detroit to seal the win. The Red Wings went 1-for-2 on the power play, while the Ducks were 0-for-4. Detroit outshot Anaheim 38-31. Paul Kariya missed the contest with a broken left foot, suffered late in Game Three.

PLAYOFF SPECIAL TEAMS:

Anaheim went 4-20 (.200) on the power play in the series vs. Detroit and 16-23 (.696) on the penalty kill...the Ducks scored a power play goal in three-of-four games vs. Detroit in '99...Anaheim has never scored a shorthanded goal in a playoff game.

1997 DUCKS PLAYOFF STATS



POS	NO.	PLAYER	GP	G	A	PTS	+/-	PIM	PP	SH	GW	GT	S	PCTG
LW	9	PAUL KARIYA	11	7	6	13	-2	4	4	0	1	1	61	11.5
D	15	DMITRI MIRONOV	11	1	10	11	0	10	1	0	0	0	36	2.8
RW	8	TEEMU SELANNE	11	7	3	10	-3	4	3	0	1	0	38	18.4
D	36	J.J. DAIGNEAULT	11	2	7	9	-6	16	1	0	1	0	24	8.3
LW	23	BRIAN BELLOWES	11	2	4	6	-7	2	1	0	0	0	36	5.6
C	20	STEVE RUCCHIN	8	1	2	3	-2	10	0	0	0	0	8	12.5
C	17	JARI KURRI	11	1	2	3	2	4	0	0	0	0	18	5.6
RW	14	JOE SACCO	11	2	0	2	-4	2	0	0	0	0	20	10.0
D	33	DAVE KARPA	8	1	1	2	-2	20	0	0	1	0	13	7.7
C	54	*SEAN PRONGER	9	0	2	2	0	4	0	0	0	0	7	.0
D	29	*DARREN VAN IMPE	9	0	2	2	-3	16	0	0	0	0	11	.0
LW	16	WARREN RYCHEL	11	0	2	2	-2	19	0	0	0	0	16	.0
C	13	TED DRURY	10	1	0	1	-2	4	0	0	0	0	17	5.9
D	28	JASON MARSHALL	7	0	1	1	1	4	0	0	0	0	3	.0
D	34	*DANIEL TREBIL	9	0	1	1	-6	6	0	0	0	0	10	.0
LW	22	KEN BAUMGARTNER	11	0	1	1	0	11	0	0	0	0	0	.0
C	32	RICHARD PARK	11	0	1	1	-2	2	0	0	0	0	10	.0
LW	27	*MIKE LECLERC	1	0	0	0	0	0	0	0	0	0	0	.0
RW	21	*IGOR NIKULIN	1	0	0	0	0	0	0	0	0	0	1	.0
C	12	KEVIN TODD	4	0	0	0	-3	2	0	0	0	0	3	.0
G	35	MIKHAIL SHTALENKOV	4	0	0	0	0	2	0	0	0	0	0	.0
G	31	GUY HEBERT	9	0	0	0	0	0	0	0	0	0	0	.0
D	2	BOBBY DOLLAS	11	0	0	0	-2	4	0	0	0	0	10	.0
C	24	MARK JANSSENS	11	0	0	0	-3	15	0	0	0	0	13	.0
NO. GOALTENDER			GP	MIN	GAA	W-L	EN	SO	GA	SHOTS	SV%	G	A	PIM
31	GUY HEBERT		9	534	2.02	4-4	1	1	18	255	.929	0	0	0
35	MIKHAIL SHTALENKOV		4	211	2.84	0-3	1	0	10	162	.938	0	0	2
ANA GOALTENDING TOTALS			11	747	2.41	4-7	2	1	30	419	.928	0	0	2

* = Rookie

FRANCHISE FIRSTS:

A few of the Mighty Ducks playoff "firsts" from the club's first-ever playoff game on April 16, 1997 vs. Phoenix: 1st Playoff Goal - Teemu Selanne (8:57 of 1st - pp); 1st Assists - J.J. Daigneault & Paul Kariya; 1st Win - Guy Hebert; 1st Penalty - Warren Rychel (cross-check)...Guy Hebert recorded the club's first-ever playoff shutout in Game 7 (Apr. 29, 1997), giving Anaheim its first-ever playoff series win.

PLAYOFF LEAGUE LEADERS:

Paul Kariya ranked T-12th in playoff scoring and T-12th in goals with 7-6=13 pts. Kariya also ranked T-2nd in power play goals with 4; Dmitri Mironov ranked T-3rd among defensemen scoring with 1-10=11 pts. Mironov's 10 assists ranked T-9th in overall assists; J.J. Daigneault ranked T-8th among defensemen scoring with 2-7=9 pts; Teemu Selanne ranked T-12th in goals with 7.

PLAYING THE EVENTUAL CHAMPS TOUGH:

Anaheim was eliminated from the 1997 Playoffs by the eventual Stanley Cup Champion Detroit Red Wings in the Western Conference Semifinals, 4-0. The Mighty Ducks extended the Red Wings to overtime in three of those contests, including one double overtime game and one triple overtime game. Two of those overtime games came at Detroit. Guy Hebert and Mikhail Shtalenkov combined for a 2.45 GAA and .942 SV%. Only St. Louis had a better GAA (2.18) vs. Detroit in the postseason, while Anaheim was tops in save percentage vs. the Wings. The Mighty Ducks converted 36.4% of their power plays in the series - highest vs. Detroit in the playoffs.

PLAYOFF SPECIAL TEAMS:

The Ducks finished 10-40 on the power play in the 1997 playoffs (.250)...Anaheim finished the Phoenix series with a 6-29 conversion on the power play (.207), scoring a pp goal in all but two of the seven games...Anaheim was 4-for-11 on the power play vs. Detroit (.364) and recorded a pp goal in eight of its 11 total playoff games...Anaheim gave up only six power play goals in 44 situations in the playoffs (.864)...Anaheim held Phoenix to only three goals in 25 shorthanded situations (.880) in their first round playoff series, including stopping 16-of-17 over the last five games of the series...The Mighty Ducks stopped Detroit on 16-of-19 shorthanded situations in the series (.842) and stopped 32 of the last 36 shorthanded situations in the playoffs (.889).

PLAYOFF OVERTIME:

Anaheim finished 1-3 in overtime playoff games, including a 3-2 win @ Phoenix in Game Six on Apr. 27, 1997 (Paul Kariya)...the Mighty Ducks' 2-1 overtime loss on May 2, 1997 @ Detroit marked the club's first OT loss since Dec. 17, 1995 vs. Toronto, a span of 26 OT games without a loss, including playoffs (8-0-18 in that streak). That game also represented Anaheim's first-ever road overtime loss (Ducks were 8-0-15 all-time in road overtime games prior to Game One's 2-1 loss @ Detroit on May 2).



The Mighty Ducks became just the seventh team in NHL history to win its inaugural playoff series, defeating the Coyotes, four games to three. Anaheim came back from a 3-2 deficit in the series, becoming only the 29th of 82 teams (35.4%) to win a series after being down 3-2 since 1968...Anaheim jumped out to a 2-0 series lead, winning the first two games at the Arrowhead Pond by identical 4-2 scores. Teemu Selanne (3-2=5) and J.J. Daigneault (3-2=5) led the Ducks' attack, helping Anaheim to a two-game lead in the series...Phoenix won the next two games at America West Arena to even the series at 2-2. The series shifted back to Anaheim for Game Five where Phoenix won its third-straight game to take a 3-2 series lead...In Game Six, the Mighty Ducks defeated Phoenix at America West Arena, 3-2, in overtime to even the series at 3-3. Paul Kariya scored two goals, including the game-winner in OT... The Mighty Ducks won their first-ever playoff series, defeating Phoenix, 3-0, in Game Seven. David Karpa scored the series-winning goal early in the first period of Game Seven. Guy Hebert stopped all 31 shots faced to earn his first career playoff shutout...Paul Kariya finished as the leading scorer in the series (5-4=9). Teemu Selanne (5-3=8), Dmitri Mironov (1-6=7), and J.J. Daigneault (2-5=7) finished among the top scorers versus Phoenix. Cliff Ronning (0-7=7), Keith Tkachuk (6-0=6), Teppo Numminen (3-3=6), and Jeremy Roenick (2-4=6) led Phoenix scorers in the series.

GAME ONE @ ANAHEIM (APRIL 16), ANAHEIM 4, PHOENIX 2:

The first playoff game in Mighty Ducks history saw Anaheim take a 1-0 lead in their best-of-seven series vs. Phoenix, defeating the Coyotes at the Arrowhead Pond. Teemu Selanne and Paul Kariya each netted first period goals to give Anaheim a 2-0 lead. Jeremy Roenick cut the deficit in half with his 36th career playoff goal early in the second period. Anaheim and Phoenix traded goals later in the period as Selanne scored his second goal of the game and Keith Tkachuk scored on the powerplay for the Coyotes. Kariya scored his second goal of the game (empty net) at the 19:13 mark of the third period to put the game away for the Ducks. Selanne (2-1=3), Kariya (2-1=3) and J.J. Daigneault (0-2=2) each finished with multiple-points for Anaheim, while Cliff Ronning and Teppo Numminen chipped in two assists a-piece for Phoenix. The game was broadcast nationally on ESPN.

GAME TWO @ ANAHEIM (APRIL 18), ANAHEIM 4, PHOENIX 2:

The Mighty Ducks defeated Phoenix to take a 2-0 advantage in the best-of-seven series. J.J. Daigneault was the offensive star for the Ducks, earning his second-straight multiple-point game (2-1=3). Daigneault's second goal of the contest (13:26 of the third period) turned out to be the game-winner, giving Anaheim a 3-2 lead. Teemu Selanne scored an empty net goal with seven seconds remaining to give the Ducks the 4-2 victory. Selanne earned his second-straight multiple-point game of the playoffs (1-1=2), giving him five points (3-2=5) in two games, tying Daigneault (2-3=5) as the leading scorers in the series. Dmitri Mironov also recorded multiple-points (1-1=2) for Anaheim. Guy Hebert stopped 36-of-38 shots to earn the win.

GAME THREE @ PHOENIX (APRIL 20), PHOENIX 4, ANAHEIM 1:

The Coyotes cut Anaheim's lead in half, winning the first game back at America West Arena. Phoenix scored the first three goals of the game before Paul Kariya scored on the power play, cutting the deficit to 3-1 after one period. The game remained 3-1 until late in the third period when Mike Gartner put the game away with his first goal of the series. J.J. Daigneault earned his sixth point in the series, assisting on Kariya's goal. Darin Shannon led the Phoenix attack, scoring his first two goals of the playoffs and Cliff Ronning recorded three assists, giving him 0-6=6 points in the series.

GAME FOUR @ PHOENIX (APRIL 22), PHOENIX 2, ANAHEIM 0:

The series is tied, 2-2, after Anaheim was shutout by the Coyotes at America West Arena. The Mighty Ducks had an apparent third period goal by Steve Rucchin disallowed after video replay found an Anaheim skater in the crease. The game remained scoreless until the 12:45 mark of the third period when Bob Corkum gave Phoenix the lead. Teppo Numminen added an empty net goal to give the Coyotes a 2-0 win. Guy Hebert stopped 23-of-24 shots faced, taking the loss.

GAME FIVE @ ANAHEIM (APRIL 24), PHOENIX 5, ANAHEIM 2:

The Mighty Ducks fell to the Coyotes, at the Arrowhead Pond to trail the best-of-seven series, 3-2. Phoenix took a 1-0 lead late in the first period on Keith Tkachuk's fourth goal of the series. Anaheim tied the score at the 17:37 mark of the first period when Teemu Selanne netted his fourth goal of the playoffs. Selanne's goal ended a drought in which the Mighty Ducks had not scored in 118:48 (previous Anaheim goal was by Paul Kariya at the 18:49 mark of the first period in Game Three). The Coyotes scored the next two goals before Selanne earned his second goal of the game to cut the deficit to 3-2. Bob Corkum scored his second goal of the series and Keith Tkachuk added an empty net goal to give Phoenix the 5-2 decision. Guy Hebert stopped 19-of-23 shots, taking the loss.

1997 PLAYOFF NOTES

GAME SIX @ PHOENIX (APRIL 27), ANAHEIM 3, PHOENIX 2 (OT):

The Mighty Ducks defeated Phoenix in overtime to even the series at 3-3. Paul Kariya scored his fourth goal of the playoffs and Brian Bellows added his first of the series to give Anaheim a 2-0 lead after two periods. Darrin Shannon scored midway through the third period to cut the Ducks' lead to 2-1, followed by Keith Tkachuk's sixth goal of the playoffs tying the score at 2-2 and sending the game into overtime. In the extra period, Teemu Selanne lofted a long, high pass that Kariya controlled and fired past Nikolai Khabibulin at the 7:29 mark of overtime to give Anaheim the 3-2 victory. Dmitri Mironov added two assists for the Mighty Ducks and Steve Rucchin earned his first-ever playoff point, assisting on Kariya's game-winner.

GAME SEVEN @ ANAHEIM (APRIL 29), ANAHEIM 3, PHOENIX 0:

Guy Hebert stopped all 31 shots he faced in earning his first-ever playoff shutout. David Karpa scored the series-winning goal just 3:11 into the game while Steve Rucchin and Joe Sacco added goals in the second period to lead the Ducks' offense. All three scores marked each player's first goals of the playoffs. Karpa finished the game with 1-1=2 points in a game that saw only three penalties called. Anaheim became only the seventh team in NHL history to win its first-ever playoff series.



Paul Kariya celebrates his OT game-winning goal in Game Six



After defeating Phoenix in the first round, Anaheim was matched up with the number three seed in the West, the Detroit Red Wings. The Mighty Ducks had defeated the Red Wings, 3-0-1, in the regular season series. The playoff series between the two would have a different result, with Detroit winning the first four games, eliminating Anaheim from the 1997 Stanley Cup Playoffs. Though Detroit officially earned a sweep in the series, it was a lot closer than the numbers would indicate. Three of the games went into overtime, including one that went into double overtime and one that went into triple overtime. The goaltenders were the stars of the series, with Guy Hebert, Mikhail Shtalenkov and Mike Vernon combining for 333 total saves on 354 total shots (.941 SV%). Paul Kariya (2-2=4) and Dmitri Mironov (0-4=4) led Anaheim in scoring for the playoff series while Sergei Fedorov (2-3=5), Vyacheslav Kozlov (3-1=4), and Vladimir Konstantinov (0-4=4) led Detroit in scoring.

GAME ONE @ DETROIT (MAY 2), DETROIT 2, ANAHEIM 1 (OT):

The Mighty Ducks were defeated by Detroit in Game One at Joe Louis Arena, giving the Red Wings a 1-0 lead in the best-of-seven series. The game was scoreless until the 19:00 mark of the second period, when Paul Kariya scored his sixth goal of the playoffs to give Anaheim a 1-0 lead. Detroit evened the score midway through the third period, with Sergei Fedorov scoring his first goal of the post-season, sending the game into overtime. Fedorov's goal was Detroit's first goal vs. Anaheim since March 12 at the Arrowhead Pond, snapping the Mighty Ducks' shutout streak vs. the Red Wings at 145:13. The goal was also the first allowed by Hebert in the playoffs since Game 6 of the Quarterfinals @ Phoenix (a span of 120:46). In the extra period, Martin Lapointe scored on a two-on-one break just 59 seconds into overtime to give the Red Wings the 2-1 win. Guy Hebert stopped 28-of-30 shots, taking the loss.

GAME TWO @ DETROIT (MAY 4), DETROIT 3, ANAHEIM 2 (3 OT):

The Mighty Ducks played the longest game in team history (since surpassed), going into three overtime periods before dropping a 3-2 decision to the Red Wings. Vyacheslav Kozlov scored a power play goal at the 1:31 mark of the third overtime to give Detroit the win. There were 101:31 minutes of hockey played in the game that began at 2:08 p.m. and ended at 7:39 p.m. The two clubs combined for 122 shots (Wings - 71, Ducks - 51), the third-most shots by two teams in NHL playoff history. Detroit's 71 shots rank third all-time for one team. These rankings are since 1963 - the earliest year Elias Sports Bureau can research the stat. Kozlov's power play goal marked Detroit's first goal with a man-advantage vs. Anaheim this season (the Ducks had stopped all 22 Wings power plays faced this season before Kozlov's score). Mikhail Shtalenkov stopped 38-of-40 shots in relief of Guy Hebert, who left the game due to injury (Shtalenkov entered the game at the 7:02 mark of the third period). Jari Kurri scored his first goal of the playoffs while Teemu Selanne added his sixth of the post-season with just 3:07 left in regulation to send the game into overtime.

GAME THREE @ ANAHEIM (MAY 6), DETROIT 5, ANAHEIM 3:

The Red Wings came back from deficits of 2-0 and 3-1 to take a 5-3 win in Game Three at the Arrowhead Pond. Anaheim took an early 2-0 lead on power play goals from Paul Kariya and Teemu Selanne in the first period. Ted Drury scored early in the second to give Anaheim a 3-1 lead, but the Red Wings scored two goals to knot the score at three entering the third period. Detroit outshot Anaheim, 23-6, in the second period and 49-23 in the game. Sergei Fedorov and Vyacheslav Kozlov scored two goals just 24 seconds apart at the beginning of the third to give the Wings their third win of the series. Kariya (1-1=2) and J.J. Daigneault (0-2=2) had multiple-point games for the Mighty Ducks. Mikhail Shtalenkov, starting in place of injured Guy Hebert, stopped 44-of-49 shots in the loss (career-highs in both saves and shots until Game Four).

GAME FOUR @ ANAHEIM (MAY 8), DETROIT 3, ANAHEIM 2 (2 OT):

The Red Wings defeated the Mighty Ducks, 3-2 in double overtime, to sweep the best-of-seven series, 4-0. Joe Sacco and Brian Bellows each scored their first goals of the series to give Anaheim a 2-1 lead after two periods. Nicklas Lidstrom scored for Detroit at the 9:09 mark of the third period, sending the game into overtime. After a scoreless first overtime, Brendan Shanahan scored the game-winner for the Red Wings at the 17:05 mark of the second overtime, sending Detroit to the Western Conference Finals for the third-straight season. Paul Kariya picked up an assist, giving him 2-2=4 points in the series and 7-6=13 points in the playoffs to lead the Mighty Ducks. Dmitri Mironov assisted on Brian Bellows' goal, finishing second on the club with 1-10=11 points. Ken Baumgartner assisted on Sacco's goal, earning his first point of the post-season. Mikhail Shtalenkov stopped 70-of-73 shots in the loss. The 70 saves rank tied-for-second for saves in one NHL playoff game (record is 73) while Detroit's 73 shots rank second all-time for one NHL playoff game (record is 75). These rankings are since 1963 - the earliest year Elias Sports Bureau can research the stat. Over the final three games of the series, Shtalenkov faced 162 shots (54 shots per game), stopping 152 (.938 SV%).

ALL-TIME PLAYOFF GAME-BY-GAME

2015 ANAHEIM DUCKS PLAYOFF GAME-BY-GAME

DATE	TEAM	W/L/OT RECORD		GF-GA	SCORERS W GOAL		PP	PK	SF-SA	W - L GLTDR	ATTEND.
04/16/2015	WINNIPEG	W	01-00	4-2	45,10P,10,15P	10	2-3	3-3	33-27	31-31	17,174+
04/18/2015	WINNIPEG	W	02-00	2-1	19P,33	33	1-4	4-4	39-29	31-31	17,415+
04/20/2015	@ WINNIPEG	W*	03-00	5-4	4,10,33,17,67	67	0-3	2-3	31-35	31-31	15,016+
04/22/2015	@ WINNIPEG	W	04-00	5-2	16,7,17,17,45	17	0-1	2-3	35-27	31-31	15,016+
04/30/2015	CALGARY	W	05-00	6-1	39,19,10,16,10P,15P	19	2-4	3-3	35-24	31-1	17,174+
05/03/2015	CALGARY	W	06-00	3-0	39,47,44	39	0-4	3-3	34-30	31-31	17,299+
05/05/2015	@ CALGARY	L*	06-01	3-4	19,10,39	11	0-2	5-6	21-21	31-31	19,289+
05/08/2015	@ CALGARY	W	07-01	4-2	33P,7,39P,19	39	2-4	2-2	29-27	31-31	19,289+
05/10/2015	CALGARY	W*	08-01	3-2	17P,39P,10	10	2-4	3-4	47-19	31-31	17,284+
05/17/2015	CHICAGO	W	09-01	4-1	47,21,44,33	21	0-1	3-3	27-33	31-50	17,291+
05/19/2015	CHICAGO	L*	09-02	2-3	7,10	16	0-5	3-5	62-56	50-31	17,234+
05/21/2015	@ CHICAGO	W	10-02	2-1	19P,24	24	1-1	5-5	27-28	31-50	22,160+
05/23/2015	@ CHICAGO	L*	10-03	4-5	16,17,39,10	80	0-2	3-4	51-40	50-31	22,404+
05/25/2015	CHICAGO	W*	11-03	5-4	4,17,45,19,39	39	0-2	2-2	28-28	31-50	17,286+
05/27/2015	@ CHICAGO	L	11-04	2-5	19P,3	88	1-3	3-3	32-23	50-31	22,089+
05/30/2015	CHICAGO	L	11-05	3-5	17,10,39P	81	1-2	2-4	38-26	50-31	17,375+

2014 ANAHEIM DUCKS PLAYOFF GAME-BY-GAME

DATE	TEAM	W/L/OT RECORD	GF-GA	SCORERS W GOAL	PP	PK	SF-SA	W - L GLTDR	ATTEND.		
04/16/2014	DALLAS	W 01-00-00	4-3	21,15,22P,39P	39	2-5	4-5	35-35	31-32	17,294+	
04/18/2014	DALLAS	W 02-00-00	3-2	15,10,75	7	0-3	5-6	19-36	31-32	17,426+	
04/21/2014	@ DALLAS	L 02-01-00	0-3	14	0-5	3-3	37-22	32-31	19,120		
04/23/2014	@ DALLAS	L 02-02-00	2-4	55,62	20	0-3	3-3	23-26	32-31	18,962	
04/25/2014	DALLAS	W 03-02-00	6-2	13P,67P,22P,33,15,10P	22	4-6	7-7	23-36	31-32	17,334+	
04/27/2014	@ DALLAS	W*	04-02-00	5-4	77P,6,13,77,13	13	1-4	4-5	30-24	1-32	19,323
05/03/2014	LOS ANGELES	L*	04-03-00	2-3	39,8	12	0-4	3-4	35-36	32-1	17,393+
05/05/2014	LOS ANGELES	L	04-04-00	1-3	62P	27	1-4	3-3	37-17	32-1	17,281+
05/08/2014	@ LOS ANGELES	W	05-04-00	3-2	10P,8P,6	6	2-2	0-1	22-31	1-32	18,622
05/10/2014	@ LOS ANGELES	W	06-04-00	2-0	77,15P	77	1-3	4-4	14-28	36-32	18,489
05/12/2014	LOS ANGELES	W	07-04-00	4-3	13,77P,77,33	33	1-3	2-3	24-42	36-32	17,233+
05/14/2014	@ LOS ANGELES	L	07-05-00	1-2	21	22	0-5	4-4	22-23	32-36	18,519
05/16/2014	LOS ANGELES	L	07-06-00	2-6	21,10	10	0-3	3-5	27-30	32-36	17,395+

2013 ANAHEIM DUCKS PLAYOFF GAME-BY-GAME

DATE	TEAM	W/L/OT RECORD		GF-GA	SCORERS W GOAL		PP	PK	SF-SA	W - L GLTDR	ATTEND.
04/30/2013	DETROIT	W	01-00	3-1	13P,8P,23	8	2-4	3-4	27-22	1-35	17,200+
05/02/2013	DETROIT	L*	01-01	4-5	11P,15,51,9	14	1-5	3-6	32-32	35-1	17,182+
05/04/2013	@ DETROIT	W	02-01	4-0	13P,155,65,39P	13	2-6	6-6	29-23	1-35	20,066
05/06/2013	@ DETROIT	L*	02-02	2-3	39,20	24	0-3	1-1	33-49	35-1	20,066
05/08/2013	DETROIT	W*	03-02	3-2	15,15P,13	13	1-3	2-3	34-31	1-35	17,395+
05/10/2013	@ DETROIT	L*	03-03	3-4	51,65,9	40	0-0	2-3	37-29	35-1	20,066
05/12/2013	DETROIT	L	03-04	2-3	65,23	51	1-4	2-2	33-32	35-1	17,412+

2011 ANAHEIM DUCKS PLAYOFF GAME-BY-GAME

DATE	TEAM	W/L/OT RECORD	GF-GA	SCORERS W GOAL	PP	PK	SF-SA	W - L GLTDR	ATTEND.	
04/13/2011	NASHVILLE	L 00-01	1-4	8P	26	1-5	1-5	28-30	35-38	17,174+
04/15/2011	NASHVILLE	W 01-01	5-3	10P,8P,9,15,9	15	2-5	2-6	28-34	29-35	17,174+
04/17/2011	@ NASHVILLE	L 01-02	3-4	8P,8,39	12	1-2	1-5	16-37	35-29	17,113
04/20/2011	@ NASHVILLE	W 02-02	6-3	4P,11,8P,105,15,64	10	2-6	1-5	38-22	29-35	17,113
04/22/2011	NASHVILLE	L* 02-03	3-4	33P,9,33	25	1-2	0-2	26-37	35-29	17,385+
04/24/2011	@ NASHVILLE	L 02-04	2-4	8,33P	13	1-2	1-4	27-30	35-29	17,113

* Overtime + Sellout



2009 ANAHEIM DUCKS PLAYOFF GAME-BY-GAME

DATE	TEAM	W/L/OT RECORD	GF-GA	SCORERS W GOAL	PP	PK	SF-SA	W - L GLTR	ATTEND.		
04/16/2009	@ SAN JOSE	W	01-00	2-0	27P,15	27	1-4	0-6	17:35	1-20	17,496
04/19/2009	@ SAN JOSE	W	02-00	3-2	9P,48,18	18	1-2	0-6	26:44	1-20	17,496
04/21/2009	SAN JOSE	L	02-01	3-4	9P,34,25	12	1-4	2-3	30:35	20-1	16,277
04/23/2009	SAN JOSE	W	03-01	4-0	9,9,10,18	9	0-4	0-2	26:31	1-20	16,830
04/25/2009	@ SAN JOSE	L*	03-02	2-3	20,10	12	0-3	1-3	25:48	20-1	17,496
04/27/2009	SAN JOSE	W	04-02	4-1	10P,8P,23,15	8	2-5	1-4	32:37	1-20	17,174+
05/01/2009	@ DETROIT	L	04-03	2-3	10,8P	5	1-3	2-6	24:37	30-1	20,066
05/03/2009	@ DETROIT	W*	05-03	4-3	15,25P,20P,22	22	2-4	1-3	46:62	1-30	20,066
05/05/2009	DETROIT	W	06-03	2-1	8,27P	27	1-4	1-5	23:46	1-30	17,174+
05/07/2009	DETROIT	L	06-04	3-6	10,10,27P	81	1-3	1-5	28:40	30-1	17,601+
05/10/2009	@ DETROIT	L	06-05	1-4	19P	26	1-3	0-3	17:38	30-1	20,066
05/12/2009	DETROIT	W	07-05	2-1	15P,10	10	1-5	1-4	28:39	1-30	17,174+
05/14/2009	@ DETROIT	L	07-06	3-4	8,10P,9	11	1-5	1-5	27:40	20-1	20,066

2008 ANAHEIM DUCKS PLAYOFF GAME-BY-GAME

DATE	TEAM	W/L/OT RECORD	GF-GA	SCORERS W GOAL	PP	PK	SF-SA	W - L GLTR	ATTEND.		
04/10/2008	DALLAS	L	00-01	0-4	-	29	0-3	4-7	23:37	35-35	17191+
04/12/2008	DALLAS	L	00-02	2-5	8P,32	9	1-6	2-6	22:30	35-35	17181+
04/15/2008	@ DALLAS	W	01-02	4-2	22,15,25P,25P	25	2-4	2-7	15:33	35-35	18532
04/17/2008	@ DALLAS	L	01-03	1-3	11	14	0-5	0-6	28:20	28-20	18532
04/18/2008	DALLAS	W	02-03	5-2	10,15P,8P,21,22	8	2-3	0-7	32:42	35-35	17199+
04/20/2008	@ DALLAS	L	02-04	1-4	10	14	0-3	2-5	18:26	35-35	18532

2007 ANAHEIM DUCKS PLAYOFF GAME-BY-GAME

DATE	TEAM	W/L/OT RECORD	GF-GA	SCORERS W GOAL	PP	PK	SF-SA	W - L GLTR	ATTEND.		
04/11/2007	MINNESOTA	W	01-00	2-1	8,17	17	0-3	0-4	34:25	30-32	17180+
04/13/2007	MINNESOTA	W	02-00	3-2	23P,23P,15S	15	2-4	0-6	25:32	30-32	17324+
04/15/2007	@ MINNESOTA	W	03-00	2-1	19P,44	44	1-4	1-5	19:20	30-32	19224
04/17/2007	@ MINNESOTA	L	03-01	1-4	25P	10	1-4	1-7	29:40	32-30	19174
04/19/2007	MINNESOTA	W	04-01	4-1	25,15P,10,32	15	1-4	0-5	39:27	35-32	17318+
04/25/2007	VANCOUVER	W	05-01	5-1	19P,8,19,15,19P	8	2-9	0-7	37:27	35-1	17250+
04/27/2007	VANCOUVER	L*	05-02	1-2	32	20	0-7	0-5	44:49	1-35	17392+
04/29/2007	@ VANCOUVER	W	06-02	3-2	17,23P,10P	10	2-5	1-8	24:26	35-1	18630
05/01/2007	@ VANCOUVER	W*	07-02	3-2	25,8,32	32	0-8	0-3	30:26	35-1	18630
05/03/2007	VANCOUVER	W*	08-02	2-1	26,27	27	0-7	0-6	63:27	35-1	17407+
05/11/2007	@ DETROIT	L	08-03	1-2	14	96	0-7	2-4	32:19	39-35	19939
05/13/2007	@ DETROIT	W*	09-03	4-3	44,19,32,27	27	0-5	2-7	33:27	35-39	19620
05/15/2007	DETROIT	L	09-04	0-5	-	93	0-4	1-9	29:28	39-35	17358+
05/17/2007	DETROIT	W	10-04	5-3	10,5P,8,15P,44	15	2-5	2-6	23:39	35-39	17375+
05/20/2007	@ DETROIT	W*	11-04	2-1	27P,8	8	1-5	0-7	26:37	35-39	20003
05/22/2007	DETROIT	W	12-04	4-3	44S,10,15P,26	26	1-4	2-7	29:29	35-39	17380+
05/28/2007	OTTAWA	W	13-04	3-2	19,15,32	32	0-4	2-7	32:20	35-1	17274+
05/30/2007	OTTAWA	W	14-04	1-0	26	26	0-4	0-4	31:16	35-1	17258+
06/02/2007	@ OTTAWA	L	14-05	3-5	19P,10,15	37	1-3	1-7	22:29	1-35	20500
06/04/2007	@ OTTAWA	W	15-05	3-2	19,19,17	17	0-3	1-4	21:23	35-1	20500
06/06/2007	OTTAWA	W	16-05	6-2	19P,44,32,23P,32,10	32	2-6	0-3	18:13	35-1	17372+

2006 MIGHTY DUCKS OF ANAHEIM PLAYOFF GAME-BY-GAME

DATE	TEAM	W/L/OT RECORD	GF-GA	SCORERS W GOAL	PP	PK	SF-SA	W - L GLTR	ATTEND.		
04/21/2006	@ CALGARY	L*	00-01	1-2	12	25	0-5	0-5	34-40	34-30	19289
04/23/2006	@ CALGARY	W	01-01	4-3	38,27S,15,26	26	0-6	2-12	20-25	35-34	19289
04/25/2006	CALGARY	L	01-02	2-5	23P,23P	19	2-9	3-7	29-24	34-35	17174+
04/27/2006	CALGARY	W*	02-02	3-2	51,13P,21	21	1-7	0-6	30-27	35-34	17174+
04/29/2006	@ CALGARY	L	02-03	2-3	19P,44P	12	2-6	1-4	28-27	34-35	19289
05/01/2006	CALGARY	W	03-03	2-1	13,27P	27	1-9	0-5	30-22	30-34	16594
05/03/2006	@ CALGARY	W	04-03	3-0	13,24,12	13	0-2	0-4	32-22	30-34	19289
05/05/2006	COLORADO	W	05-03	5-0	26,38,13,15P,32	26	1-5	0-5	34-29	30-60	17174+

ALL-TIME PLAYOFF GAME-BY-GAME

05/07/2006	COLORADO	W	06-03	3-0	51P,24,15	51	1-6	0-6	35-22	30-60	17294+
05/09/2006	@ COLORADO	W	07-03	4-3	15,15,15,15	15	0-5	0-8	39-29	30-60	18007
05/11/2006	@ COLORADO	W	08-03	4-1	22,13,76,22	13	0-3	0-5	34-41	30-60	18007
05/19/2006	EDMONTON	L	08-04	1-3	19P	83	1-8	1-5	32-26	35-30	17174+
05/21/2006	EDMONTON	L	08-05	1-3	12	34	0-5	2-3	34-25	35-30	17264+
05/23/2006	@ EDMONTON	L	08-06	4-5	21,13,38,22	34	0-7	2-8	38-22	35-30	16839
05/25/2006	@ EDMONTON	W	09-06	6-3	76,76,51P,24,15,15	24	1-8	1-7	46-23	35-35	16839
05/27/2006	EDMONTON	L	09-07	1-2	23P	14	1-11	0-6	33-25	35-35	17174+

2003 MIGHTY DUCKS OF ANAHEIM PLAYOFF GAME-BY-GAME

DATE	TEAM	W/L/OT RECORD	GF-GA	SCORERS W GOAL	PP	PK	SF-SA	W - L GLTR	ATTEND.		
04/10/2003	@ DETROIT	W*	01:00	2-1	77,9	9	0-4	1-4	44-64	35-31	20058
04/12/2003	@ DETROIT	W	02:00	3-2	23,10,32	32	0-3	0-2	23-36	35-31	20058
04/14/2003	DETROIT	W	03:00	2-1	26,23	23	0-3	1-4	26-37	35-31	17174+
04/16/2003	DETROIT	W*	04:00	3-2	9,10,20	20	0-4	0-4	27-34	35-31	17174+
04/24/2003	@ DALLAS	W*	05:00	4-3	10,44S,20,39	39	0-3	0-3	54-63	35-35	18532
04/26/2003	@ DALLAS	W*	06:00	3-2	77P,44,12	12	1-6	1-2	27-31	35-35	18532
04/28/2003	DALLAS	L	06:01	1-2	20P	26	1-4	1-4	32-32	35-35	17174+
04/30/2003	DALLAS	W	07:01	1-0	12P	12	1-5	0-5	22-28	35-35	17174+
05/03/2003	@ DALLAS	L	07:02	1-4	9	14	0-6	0-2	15-25	35-35	18532
05/05/2003	DALLAS	W	08:02	4-3	32P,23,24,8	8	1-3	1-3	26-29	35-35	17174+
05/10/2003	@ MINNESOTA	W*	09:02	1-0	39	39	0-1	0-5	26-39	35-35	19350
05/12/2003	@ MINNESOTA	W	10:02	2-0	34S,44S	34	0-3	0-3	22-24	35-30	19344
05/14/2003	MINNESOTA	W	11:02	4-0	20,9,23,9	20	0-4	0-4	32-35	35-30	17174+
05/16/2003	MINNESOTA	W	12:02	2-1	77P,77P	77	2-3	1-4	28-25	35-30	17174+
05/27/2003	@ NEW JERSEY	L	12:03	0-3	-	12	0-2	0-1	16-30	30-35	19040
05/29/2003	@ NEW JERSEY	L	12:04	0-3	-	26	0-3	1-4	16-25	30-35	19040
05/31/2003	NEW JERSEY	W*	13:04	3-2	11,8,24	24	0-2	0-4	33-31	35-30	17174+
06/02/2003	NEW JERSEY	W*	14:04	1-0	32	32	0-1	0-3	26-26	35-30	17174+
06/05/2003	@ NEW JERSEY	L	14:05	3-6	39,20,26	20	0-1	0-4	23-37	30-35	19040
06/07/2003	NEW JERSEY	W	15:05	5-2	20,20,32P,9,39	32	2-8	1-3	24-28	35-30	17174+
06/09/2003	@ NEW JERSEY	L	15:06	0-3	-	16	0-1	0-2	24-25	30-35	19040

1999 MIGHTY DUCKS OF ANAHEIM PLAYOFF GAME-BY-GAME

DATE	TEAM	W/L/OT RECORD	GF-GA	SCORERS W GOAL	PP	PK	SF-SA	W - L GLTR	ATTEND.	
04/21/1999	@ DETROIT	L 00-01	3-5	16P,9,8	17	1-5	1-6	29-37	30-35	19983
04/23/1999	@ DETROIT	L 00-02	1-5	8P	14	1-5	3-9	31-36	30-31	19983
04/25/1999	DETROIT	L 00-03	2-4	16P,23P	19	2-6	2-6	24-24	30-31	17,174+
04/27/1999	DETROIT	L 00-04	0-3	-	96	0-4	1-2	31-38	30-31	17,174+

1997 MIGHTY DUCKS OF ANAHEIM PLAYOFF GAME-BY-GAME

DATE	TEAM	W/L/OT RECORD	GF-GA	SCORERS W GOAL	PP	PK	SF-SA	W - L GLTR	ATTEND.		
04/16/1997	PHOENIX	W	01-00	4-2	8P,9,8,9	8	1-3	1-5	29-31	31-35	17,174+
04/18/1997	PHOENIX	W	02-00	4-2	15P,36P,36,8	36	2-7	1-3	35-38	31-35	17,174+
04/20/1997	@ PHOENIX	L	02-01	1-4	9P	34	1-7	0-6	31-26	35-31	16210
04/22/1997	@ PHOENIX	L	02-02	0-2	-	21	0-4	0-3	32-25	35-31	16210
04/24/1997	PHOENIX	L	02-03	2-5	8,8P	27	1-2	0-2	32-24	35-31	17,174+
04/27/1997	@ PHOENIX	W*	03-03	3-2	9P,23,9	9	1-4	1-5	39-21	35-31	16210
04/29/1997	PHOENIX	W	04-03	3-0	33,20,14	33	0-2	0-1	26-31	35-31	17,174+
05/02/1997	@ DETROIT	L*	04-04	1-2	9P	20	1-3	0-5	20-30	29-31	19983
05/04/1997	@ DETROIT	L*	04-05	2-3	17,8	13	0-2	1-5	22-34	29-35	19983
05/05/1997	DETROIT	L	04-06	3-5	9P,8P,13	91	2-3	2-5	23-49	29-35	17,174+
05/08/1997	DETROIT	L*	04-07	2-3	14,23P	14	1-3	0-4	37-73	29-35	17,174+



INDIVIDUAL

MOST GOALS

Career	35	Teemu Selanne, 1996-01 & 2005-14 (96 games)
Playoff Season	10	Twice: Andy McDonald, 2007 (21 games); Corey Perry, 2015 (16 games)
Series	6	Joffrey Lupul, 2006 CSF vs. COL (4 games); Teemu Selanne, 2011 CQF vs. NSH (6 games)
Game	4	Joffrey Lupul, Game 3 of CSF, May 9, 2006 @ COL
Period	2	10 times: Paul Kariya, second period of Game 3 of WCF, May 14, 2003 vs. MIN; Steve Rucchin, first period of Game 6 of SCF, June 7, 2003 vs. NJ; Joffrey Lupul, second period of Game 3 of CSF, May 9, 2006 @ COL; Andy McDonald (twice), first period of Game 1 of CSF, Apr. 25, 2007 vs. VAN & first period of Game 4 of SCF, June, 4, 2007 @ OTT; Bobby Ryan, second period of Game 4 of CQF, Apr. 23, 2009; Teemu Selanne, second period of Game 3 of CQF, Apr. 17, 2011 vs. NSH; Devante Smith-Pelly, second period of Game 5 of First Round, May 12, 2014 vs. LA; Corey Perry, third period of Game 1 of First Round, Apr. 16, 2015 vs. WPG; Ryan Kesler, third period of Game 4 of First Round, Apr. 22, 2015 @ WPG

MOST ASSISTS

Career	67	Ryan Getzlaf, 2005-15 (97 games)
Playoff Season	18	Ryan Getzlaf, 2015 (16 games)
Series	8	Ryan Getzlaf (twice), 2009 CSF vs. DET (7 games); 2015 CF vs. CHI (7 games)
Game	3	Six times: Steve Rucchin, Game 1 of CQF, Apr. 21, 1999 @ DET; Petr Sykora, Game 2 of CSF, Apr. 26, 2003 @ DAL; Dustin Penner, Game 3 of CSF, May 9, 2006 @ COL; Chris Kunitz, Game 1 of CSF, Apr. 25, 2007 vs. VAN; Andrew Coglian, Game 3 of First Round, Apr. 20, 2015 @ WPG; Ryan Getzlaf, Game 1 of Second Round, Apr. 30 vs. CGY
Period	3	Chris Kunitz, first period of Game 1 of CSF, Apr. 25, 2007 vs. VAN

MOST POINTS

Career	94	Ryan Getzlaf (27-67=94), 2005-15 (97 games)
Playoff Season	20	Ryan Getzlaf (2-18=20), 2015 (16 games)
Series	10	Two times: Corey Perry (5-5=10), 2009 CSF vs. DET (7 games); Ryan Getzlaf (2-8=10), 2009 CSF vs. DET (7 games)
Game	4	Five times: Joffrey Lupul (4-0=4), Game 3 of CSF, May 9, 2006 @ COL; Andy McDonald (3-1=4), Game 1 of CSF, Apr. 25, 2007 vs. VAN; Corey Perry (twice) (2-2=4), Game 1 of First Round, Apr. 16, 2015 vs. WPG; (2-2=4), Game 1 of Second Round, Apr. 30, 2015 vs. CGY; Ryan Getzlaf (1-3=4), Game 1 of Second Round, Apr. 30, 2015 vs. CGY
Period	3	Four times: Teemu Selanne (1-2=3), second period of Game 1 of CSF, May 5, 2006 vs. COL; Chris Kunitz (0-3=3), first period of Game 1 of CSF, Apr. 25, 2007 vs. VAN; Andy McDonald (2-1=3), first period of Game 1 of CSF, Apr. 25, 2007 vs. VAN; Corey Perry (2-1=3), third period of Game 1 of First Round, Apr. 16, 2015 vs. WPG

MOST GAMES

Career	97	Ryan Getzlaf, 2005-15; Francois Beauchemin, 2005-09 & 2011-15
Playoff Season	21	16 players in 2003 & 11 players in 2007

MOST SHOTS

Career	274	Teemu Selanne, 1996-01 & 2005-14 (96 games)
Playoff Season	64	Andy McDonald, 2007 (21 games); Corey Perry, 2015 (16 games)
Series	40	Paul Kariya, 1997 CQF vs. PHX (7 games)
Game	11	Paul Kariya, Game 2 of CSF, May 4, 1997 @ DET
Period	5	Three times: last, Andy McDonald, in second period of Game 4 of CQF, Apr. 27, 2006 vs. CGY

MOST PENALTY MINUTES

Career	138	Corey Perry, 2005-15 (90 games)
Playoff Season	39	Rob Niedermayer, 2007 (21 games)
Series	36	Patrick Maroon, 2014 First Round vs. DAL (6 games)
Game	20	Brad May, Game 4 of CQF, Apr. 17, 2007 @ MIN
Period	20	Brad May, third period of Game 4 of CQF on Apr. 17, 2007 @ MIN

DUCKS PLAYOFF RECORDS

LONGEST PLAYOFF SCORING STREAKS

Point Streak	8 gms	Ryan Getzlaf (2-12=14), Apr. 21-May 7, 2009
Goal Streak	5 gms	Matt Beleskey (5-0=5), Apr. 30-May 10, 2015
Assist Streak	8 gms	Ryan Getzlaf (2-12=14), Apr. 21-May 7, 2009

ALL-TIME HAT TRICKS

Two times	Andy McDonald (3-1=4), Game 1 of CSF, Apr. 25, 2007 vs. VAN; Joffrey Lupul (4-0=4), Game 3 of CSF, May 9, 2006 @ COL
---------------------	--

MOST GOALS - DEFENSEMEN

Playoff Season	4	Francois Beauchemin, 2007
Series	2	11 times (last: Sami Vatanen, 2015 First Round vs. WPG)
Game	2	Four times (last: Chris Pronger, Game 3 of the CQF, Apr. 15, 2008 @ DAL)

MOST ASSISTS - DEFENSEMEN

Playoff Season	12	Chris Pronger, 2007
Series	6	Dmitri Mirnov, 1997 CQF vs. PHX
Game	2	Many times (last: Cam Fowler, Game 5 of the Second Round, May 10, 2015 vs. CGY)

MOST POINTS - DEFENSEMEN

Playoff Season	15	Chris Pronger, 2007
Series	7	J.J. Diagneault (2-5=7) & Dmitri Mirnov (1-6=7), 1997 CQF vs. PHX
Game	3	Three times (last: Sami Vatanen, Game 1 of the First Round, Apr. 16, 2015 vs. WPG)

MOST GOALS - ROOKIE

Playoff Season	5	Bobby Ryan, 2009
Series	5	Bobby Ryan, 2009 CQF vs. SJ (6 games)
Game	2	Bobby Ryan, Game 4 of the CQF, Apr. 23, 2009 vs. SJ; Dustin Penner, Game 4 of the WCF, May 25, 2006 @ EDM; Francois Beauchemin, Game 3 of the CQF, Apr. 25, 2006 vs. CGY

MOST ASSISTS - ROOKIE

Playoff Season	6	Dustin Penner and Francois Beauchemin, 2006
Series	5	Dustin Penner, 2006 CSF vs. COL (4 games)
Game	3	Dustin Penner, Game 3 of the CSF, May 9, 2006 @ COL

MOST POINTS - ROOKIE

Playoff Season	9	Dustin Penner and Francois Beauchemin, 2006
Series	6	Dustin Penner, 2006 CSF vs. COL (4 games)
Game	3	Dustin Penner, Game 3 of the CSF, May 9, 2006 @ COL

MOST GAMES - ROOKIE

Playoff Season	21	Dustin Penner, 2007; Stanislav Chistov and Kurt Sauer, 1999
--------------------------	----	---

MOST SHOTS - ROOKIE

Playoff Season	49	Bobby Ryan, 2009
Series	26	Bobby Ryan, 2009 CSF vs. DET (7 games)
Game	7	Bobby Ryan, Game 3 of the CQF, Apr. 21, 2009 vs. SJ

MOST PENALTY MINUTES - ROOKIE

Playoff Season	38	Patrick Maroon, 2014
Series	36	Patrick Maroon, 2014 First Round vs. DAL (6 games)
Game	15	Mike Brown, Game 1 of the CSF, May 1, 2009 @ DET

LONGEST PLAYOFF SCORING STREAKS - ROOKIE

Point Streak	3 gms	Bobby Ryan (4-0=4), Apr. 19-23, 2009; Dustin Penner (1-5=6), May 7-11, 2006
Goal Streak	3 gms	Bobby Ryan (4-0=4), Apr. 19-23, 2009
Assist Streak	3 gms	Dustin Penner (1-5=6), May 7-11, 2006

MOST MINUTES PLAYED (GOALIES)

Career	3167	Jean-Sebastien Giguere, 2003-09 (52 games)
Playoff Season	1407	Jean-Sebastien Giguere, 2003 (21 games)

DUCKS PLAYOFF RECORDS



Series	498	Frederik Andersen, 2015 WCF vs. CHI (7 games)
Game	140:48	Jean-Sebastien Giguere, Game 1 of CSF, Apr. 24, 2003 vs. DAL (5 OT)

MOST SHUTOUTS

Career	6	Jean-Sebastien Giguere, 2003-09 (52 games)
Playoff Season	5	Jean-Sebastien Giguere, 2003 (21 games)
Series	3	Jean-Sebastien Giguere, 2003 WCF vs. MIN (4 games)

MOST SAVES

Career	1363	Jean-Sebastien Giguere, 2003-09 (52 games)
Playoff Season	659	Jean-Sebastien Giguere, 2003 (21 games)
Series	274	Jonas Hiller, 2009 CSF vs. DET (7 games)
Game	70	Mikhail Shtalenkov, Game 4 of CSF, May 8, 1997 vs. DET (2 OT)
Period	21	Mikhail Shtalenkov, second period of Game 3 of CSF, May 6, 1997 vs. DET
Overtime	20	Jean-Sebastien Giguere, first OT period of Game 1 of CQF, Apr. 10, 2003 @ DET

MOST SHOTS FACED

Career	1473	Jean-Sebastien Giguere, 2003-09 (52 games)
Playoff Season	697	Jean-Sebastien Giguere, 2003 (21 games)
Series	294	Jonas Hiller, 2009 CSF vs. DET (7 games)
Game	73	Mikhail Shtalenkov, Game 4 of CSF, May 8, 1997 vs. DET (2 OT)
Period	23	Mikhail Shtalenkov, second period of Game 3 of CSF, May 6, 1997 vs. DET
Overtime	20	Jean-Sebastien Giguere, first OT period of Game 1 of CQF, Apr. 10, 2003 @ DET

LOWEST GOALS-AGAINST AVERAGE

Career	1.68	Ilya Bryzgalov, 2005-07 (16 games)
Playoff Season	1.46	Ilya Bryzgalov, 2006 (11 games)
Series	0.22	Jean-Sebastien Giguere, 2003 WCF vs. MIN (4 games)

HIGHEST SAVE PERCENTAGE

Career937	Ilya Bryzgalov, 2005-07 (16 games)
Playoff Season945	Jean-Sebastien Giguere, 2003 (21 games)
Series992	Jean-Sebastien Giguere, 2003 WCF vs. MIN (4 games), stopped 122-of-123 shots

GOALTENDING STREAKS

Most consecutive games played	21	Jean-Sebastien Giguere, Apr. 10, 2003-June 9, 2003
Most consecutive starts	21	Jean-Sebastien Giguere, Apr. 10, 2003-June 9, 2003
Most consecutive shutouts	3	Two times: Jean-Sebastien Giguere, Game 1 of WCF on May 10, 2003 @ MIN, Game 2 of WCF on May 12, 2003 @ MIN, Game 3 of WCF on May 14, 2003 vs. MIN; Ilya Bryzgalov, Game 7 of CQF on May 3, 2006 vs. CGY, Game 1 of CSF on May 5, 2006 vs. COL, Game 2 of CSF on May 7, 2006 vs. COL
Longest winning streak	6 games	Three times: Jean-Sebastien Giguere, Apr. 10-26, 2003; Ilya Bryzgalov, May 1-11, 2006; Frederik Andersen, Apr. 16-May 3, 2015
Longest losing streak	3 games	Four times: last, Ilya Bryzgalov, May 19-23, 2006
Longest shutout sequence	249:15	Ilya Bryzgalov, Game 7 of CQF on May 3, 2006 vs. CGY through Game 2 of CSF on May 7, 2006

TEAM

MOST GOALS

Playoff Season	58	2007 (21 games)
Series	22	2015 WCF vs. CHI (7 games)
Game	6	Five times: Game 4 of WCF, May 25, 2006 @ EDM; Game 5 of SCF, June 6, 2007 vs. OTT; Game 4 of CQF, Apr. 20, 2011 @ NSH; Game 5 of First Round, Apr. 26, 2014 vs. DAL; Game 1 of Second Round, Apr. 30, 2015 vs. CGY
Period	4	Two times: second period of Game 1 of CSF, May 5, 2006 vs. COL; third period of Game 3 of WCF, May 23, 2006 @ EDM

DUCKS PLAYOFF RECORDS

MOST SHOTS

Playoff Season	698	2007 (21 games)
Series	265	2015 WCF vs. CHI (7 games)
Game	63	Game 5 of CSF, May 3, 2007 vs. VAN
Period	25	First period of Game 4 of WCF, May 25, 2006 @ EDM
Overtime Period	17	First OT period of Game 4 of WCF, May 23, 2015 @ CHI

MOST PENALTY MINUTES

Playoff Season	399	2007 (21 games)
Series	175	2014 First Round vs. DAL (6 games)
Game	57	Game 5 of First Round, Apr. 25, 2014 vs. DAL
Period	48	Third period of Game 4 of CQF, Apr. 17, 2007 @ MIN

FEWEST SHOTS

Playoff Season	115	1999 (4 games)
Series	108	2003 WCF vs. MIN (4 games)
Game	14	Game 4 of CSF, May 10, 2004 @ LA
Period	0	Second period of Game 4 of CSF, May 10, 2014 @ LA
Overtime Period	0	First OT period of Game 1 of CSF, May 2, 1997 @ DET; First OT period of Game 5 of CQF, Apr. 22, 2011 vs. NSH; First OT Period of Game 2 of CQF, May 2, 2013 vs. DET; First OT Period of Game 6 of CQF, May 10, 2013 vs. DET

OPPONENTS INDIVIDUAL PLAYOFF RECORDS

MOST GOALS

Series	6	Three times: Keith Tkachuk, 1997 CQF vs. PHX (7 games); Johan Franzen, 2009 CSF vs. DET (7 games); Marian Gaborik, 2014 Second Round vs. LA (7 games)
Game	3	Steve Yzerman, Game 1 of CQF, Apr. 21, 1999 @ DET
Period	2	Twelve times: last, Jonathon Toews, first period of Game 1 of WCF, May 30, 2015 vs. CHI

MOST ASSISTS

Series	8	Twice: Anze Kopitar, 2014 CSF vs. LA (7 games); Duncan Keith, 2015 WCF vs. CHI (7 games)
Game	3	Six times: last, Patrick Kane, Game 7 of WCF, May 30, 2015 vs. CHI
Period	3	Twice: Mikael Samuelsson, third period of Game 6 of WCF, May 22, 2007 vs. DET; Duncan Keith, second period of Game 6 of WCF, May 27, 2015 @ CHI

MOST POINTS

Series	10	Twice: Henrik Zetterberg (3-7=10), 2009 CSF vs. DET (7 games); Marian Gaborik, (7-3=10), 2014 CSF vs. LA (7 games)
Game	3	Several times
Period	3	Three times: last, Duncan Keith (0-3=3), second period of Game 6 of WCF, May 27, 2015 @ CHI

MOST SHOTS

Series	37	Keith Tkachuk, 1997 CQF vs. PHX (7 games)
Game	13	Nicklas Lidstrom, Game 4 of CSF, May 8, 1997 vs. DET (2 OT)
Period	6	Nicklas Lidstrom, second period of Game 3 of CSF, May 6, 1997 vs. DET

MOST PENALTY MINUTES

Series	29	Dan Hinote, 2006 CSF vs. COL (4 games)
Game	27	Dan Hinote, Game 1 of CST, May 5, 2006 vs. COL
Period	27	Dan Hinote, third period of Game 1 of CSF, May 5, 2006 vs. COL

MOST MINUTES PLAYED (GOALIES)

Series	498	Corey Crawford, 2015 WCF vs. CHI (7 games)
Game	140:48	Marty Turco, Game 1 of CSF, Apr. 24, 2003 @ DAL (5 OT)

MOST SHUTOUTS

Series	3	Martin Brodeur, 2003 SCF vs. NJ
------------------	---	---------------------------------



MOST SAVES

Series.....	243	Corey Crawford, 2015 WCF vs. CHI (7 games)
Game.....	60	Corey Crawford, Game 2 of WCF, May 19, 2015 vs. CHI (3 OT)
Period.....	22	Dwayne Roloson, first period of Game 4 of WCF, May 25, 2006 @ EDM
Overtime Period.....	17	Corey Crawford, first OT period of Game 4 of WCF, May 23, 2015 @ CHI

MOST SHOTS FACED

Series.....	264	Corey Crawford, 2015 WCF vs. CHI (7 games)
Game.....	62	Corey Crawford, Game 2 of WCF, May 19, 2015 vs. CHI (3 OT)
Period.....	25	Dwayne Roloson, first period of Game 4 of WCF, May 25, 2006 @ EDM
Overtime Period.....	17	Corey Crawford, first OT period of Game 4 of WCF, May 23, 2015 @ CHI

LOWEST GOALS-AGAINST-AVERAGE

Series.....	1.37	Manny Fernandez, 2003 WCF vs. MIN (3 games)
-------------	------	---

OPPONENTS TEAM RECORDS

MOST GOALS

Series.....	24	2015 WCF vs. CHI (7 games)
Game.....	6	Three times: Game 5 of SCF, June 5, 2003 @ NJ; Game 4 of CSF, May 7, 2009 vs. DET; Game 7 of CSF, May 16, 2014 vs. LA
Period.....	4	Three times: first period of Game 2 of CQF, Apr. 23, 1999 @ DET; third period of Game 3 of WCF, May 23, 2006 @ EDM; third period of Game 6 of CQF, Apr. 20, 2008 @ DAL

MOST SHOTS

Series.....	294	2009 CSF vs. DET (7 games)
Game.....	73	Game 4 of CSF, May 8, 1997 vs. DET (2 OT)
Period.....	23	Second period of Game 3 of CSF, May 6, 1997 vs. DET
Overtime Period.....	20	First OT period of Game 1 of CQF, Apr. 10, 2003 @ DET

MOST PENALTY MINUTES

Series.....	153	2014 First Round vs. DAL (6 games)
Game.....	64	Game 5 of First Round, Apr. 25, 2014 vs. DAL
Period.....	33	Third period of Game 5 of First Round, Apr. 25, 2014 vs. DAL

FEWEST SHOTS

Series.....	101	2007 SCF vs. OTT (5 games)
Game.....	13	Game 5 of SCF, June 6, 2007 vs. OTT
Period.....	3	Six times: last, first period of Game 5 of WCF, May 25, 2015 vs. CHI
Overtime Period.....	0	Five times: last, Game 5 of WCF, May 25, 2015 vs. CHI

TWO-TEAM SINGLE-GAME HIGHS & LOWS

MOST GOALS

Game.....	9	Ten times: last, Game 5 of WCF, ANA (5) vs. CHI (4), May 25, 2015
Period.....	8	Third period of Game 4 of WCF, ANA (4) @ EDM (4), May 23, 2006

MOST SHOTS

Game.....	122	Game 2 of CSF, ANA (51) vs. DET (71), May 4, 1997 (3 OT)
Period.....	33	Three times: second period of Game 5 of CQF, ANA (22) vs. MIN (11), Apr. 19, 2007; second period of Game 2 of CSF, ANA (17) vs. VAN (16), Apr. 27, 2007; second period of Game 4 of CSF, DET (20) vs. ANA (13), May 7, 2009
Overtime Period.....	28	Second OT period of Game 2 of WCF, May 19, 2015 vs. CHI

MOST PENALTY MINUTES

Game.....	121	Game 5 of First Round, DAL (64) vs. ANA (57), Apr. 25, 2014
Period.....	68	Third period of Game 5 of First Round, DAL (33) vs. ANA (35), Apr. 25, 2014

DUCKS PLAYOFF RECORDS

FEWEST GOALS

Game.....	1	Four times: Game 4 of CSF, ANA (1) vs. DAL (0), Apr. 30, 2003; Game 1 of WCF, ANA (1) @ MIN (0), May 10, 2003 (2 OT); Game 4 of SCF, ANA (1) vs. NJ (0), June 2, 2003 (OT); Game 2 of SCF, ANA (1) vs. OTT (0), May 30, 2007
-----------	---	--

FEWEST SHOTS

Game.....	31	Game 5 of SCF, ANA (18) vs. OTT (13), June 6, 2007
Period	8	Two times: second period of Game 2 of SCF, ANA (2) @ NJ (6), May 29, 2003; first period of Game 5 of SCF, ANA (5) vs. OTT (3), June 6, 2007
Overtime Period	1	Four times: first OT period of Game 2 of CSF, ANA (0) @ DET (1), May 2, 1997; fifth OT period of Game 1 of CSF, ANA (1) @ DAL (0), Apr. 24, 2003; first OT period in Game 2 of CSF, ANA (1) @ DAL (0), Apr. 26, 2003; first OT period of Game 4 of CQF, ANA (3) vs. CGY (2), Apr. 27, 2006; first OT period of Game 5 of First Round, ANA (5) @ DAL (4), Apr. 27, 2014

FEWEST POWER PLAY OPPORTUNITIES

Game.....	3	Five times: Game 7 of CQF, ANA (0-2) vs. PHX (0-1), Apr 29, 1997; Game 1 of SCF, ANA (0-2) @ NJ (1-1), May 27, 2003; Game 7 of SCF, ANA (0-1) @ NJ (0-2), June 9, 2003; Game 6 of CQF, ANA (0-0) @ DET (1-3), May 10, 2013; Game 3 of Second Round, ANA (2-2) @ LA (1-1), May 8, 2014
-----------	---	---

FEWEST PENALTY MINUTES

Game.....	6	Four times: Game 7 of CQF, ANA (2) vs. PHX (4), Apr. 29, 1997; Game 1 of SCF, ANA (2) @ NJ (4), May 27, 2003; Game 7 of SCF, ANA (4) @ NJ (2), June 9, 2003; Game 6 of CQF, ANA (6) @ DET (0), May 10, 2013
-----------	---	---



NHL

ALL-TIME SERIES SUMMARY

Season	Series Results	GF	GA	SF	SA	Power Play	Penalty Killing
1993-94	4-0-0 (2-0-0 in ANA)	17 (4.3)	9 (2.3)	102 (25.5)	129 (32.3)	3-21 (14.3)	17-22 (77.3)
1994-95	3-1-0 (2-0-0 in ANA)	12 (3.0)	10 (2.5)	111 (27.8)	139 (34.8)	1-13 (7.7)	15-20 (75.0)
1995-96	3-1-0 (2-0-0 in ANA)	20 (5.0)	12 (3.0)	137 (34.3)	141 (35.3)	5-23 (21.7)	21-23 (91.3)
1996-97	1-3-0 (1-1-0 in ANA)	10 (2.5)	14 (3.5)	131 (32.8)	119 (29.8)	2-17 (11.8)	13-17 (76.5)
1997-98	1-3-0 (0-2-0 in ANA)	10 (2.5)	20 (5.0)	109 (27.2)	126 (31.5)	7-31 (22.6)	12-21 (57.1)
1998-99	3-1-2 (2-0-1 in ANA)	17 (2.8)	8 (1.3)	174 (29.0)	202 (33.7)	2-31 (6.5)	27-28 (96.4)
1999-00	2-4-0-0 (1-2-0 in ANA)	10 (1.7)	23 (3.8)	194 (32.3)	171 (28.5)	2-25 (8.0)	14-16 (87.5)
2000-01	2-2-1-0 (0-2-1-0 in ANA)	16 (3.2)	14 (2.8)	143 (28.6)	128 (25.6)	4-34 (11.8)	17-21 (81.0)
2001-02	4-1-0-0 (1-1-0 in ANA)	13 (2.6)	8 (1.6)	140 (28.0)	126 (25.2)	2-14 (11.8)	17-19 (81.0)
2002-03	2-2-1-0 (2-0-1-0 in ANA)	12 (2.4)	11 (2.2)	159 (31.8)	137 (27.4)	3-27 (11.1)	14-16 (87.5)
2003-04	3-1-1-1 (2-1-0 in ANA)	14 (2.3)	13 (2.2)	183 (30.5)	187 (30.3)	5-33 (15.2)	28-32 (87.5)
2005-06	7-0-1 (4-0-0 in ANA)	32 (4.0)	16 (2.0)	262 (32.8)	203 (25.4)	11-47 (23.4)	47-51 (92.2)
2006-07	6-2-0 (4-0-0 in ANA)	24 (3.0)	17 (2.1)	248 (31.0)	219 (27.4)	12-35 (34.3)	33-37 (89.2)
2007-08	3-1-4 (1-1-2 in ANA)	21 (2.6)	19 (2.4)	249 (31.4)	258 (32.3)	6-33 (18.2)	29-37 (78.4)
2008-09	4-1-1 (2-1-0 in ANA)	23 (3.8)	15 (2.5)	198 (33.0)	168 (28.0)	10-20 (50.0)	25-29 (86.2)
2009-10	2-2-2 (2-0-1 in ANA)	12 (2.0)	18 (3.0)	175 (29.2)	191 (31.8)	5-34 (14.7)	14-18 (77.8)
2010-11	3-3-0 (1-2-0 in ANA)	16 (2.7)	21 (3.5)	176 (29.3)	208 (34.7)	2-20 (10.0)	24-27 (88.9)
2011-12	3-3-0 (2-1-0 in ANA)	20 (3.3)	17 (2.8)	177 (29.5)	166 (27.7)	3-20 (15.0)	20-25 (80.0)
2012-13	1-1-2 (1-1-0 in ANA)	13 (3.3)	13 (3.3)	136 (34.0)	126 (31.5)	3-10 (30.0)	8-9 (88.9)
2013-14	5-0-0 (3-0-0 in ANA)	19 (3.8)	11 (2.2)	166 (33.2)	158 (31.6)	5-18 (27.8)	20-22 (90.9)
2014-15	3-0-2 (1-0-1 in ANA)	11 (2.0)	6 (1.2)	178 (35.6)	135 (27.0)	1-10 (10.0)	12-12 (100.0)
Totals	65-32-18 (36-15-7 in ANA)	344 (3.0)	300 (2.6)	3548 (30.8)	3432 (29.8)	94-516 (18.2)	427-502 (85.1)

ALL-TIME SERIES FAST FACTS

Overall	@ Anaheim	@ Arizona/Winnipeg
All-Time Series: 65-32-18	36-15-7	29-17-11
Current Streak: Two Anaheim wins	One Anaheim win	Two Anaheim wins
Last Win by Anaheim: Apr. 11, 2015 (2-1)	Nov. 23, 2014 (2-1)	Apr. 11, 2015 (2-1)
Last Win by Arizona: Dec. 27, 2014 (2-1 SO)	Nov. 7, 2014 (3-2 SO)	Dec. 27, 2014 (2-1 SO)
Last 10 games: 8-0-2	7-2-1	5-3-2
Overtime Record: 10-0-18	5-0-8	5-0-10
Longest Winning Streak: Six games Nov. 24, 1993-Jan. 27, 1995	10 games Nov. 9, 2003-Mar. 7, 2007	Five games Nov. 18, 2000-Mar. 28, 2002
Longest Losing Streak: Four games, three times Last: Jan. 15, 2011-Nov. 23, 2011	Three games, two times Last: Dec. 5, 2010-Oct. 23, 2011	Four games Apr. 11, 2009-Mar. 6, 2010
Last Shutout by Anaheim: Mar. 6, 2013 (2-0)	Mar. 6, 2013 (2-0)	Nov. 23, 2001 (4-0)
Last Shutout by Arizona: Mar. 31, 2012 (4-0)	Dec. 5, 2010 (3-0)	Mar. 6, 2010 (4-0)
Biggest Anaheim win: Nov. 30, 2005 (6-1)	Nov. 30, 2005 (6-1)	Four wins by four goals
Biggest Arizona win: Nov. 22, 1999 (8-2)	Nov. 22, 1999 (8-2)	Three wins by four goals

ALL-TIME SERIES SUMMARY

Season	Series Results	GF	GA	SF	SA	Power Play	Penalty Killing
1993-94	0-1-1 (0-0-1 in ANA)	4 (2.0)	6 (3.0)	35 (17.5)	79 (39.5)	0-9 (0.0)	8-9 (88.8)
1994-95	Did not play						
1995-96	1-1-0 (1-0-0 in ANA)	6 (3.0)	10 (5.0)	51 (25.5)	67 (33.5)	0-6 (0.0)	5-6 (83.3)
1996-97	1-1-0 (1-0-0 in ANA)	6 (3.0)	7 (3.5)	52 (26.0)	75 (37.5)	1-7 (14.2)	9-9 (100.0)
1997-98	1-1-0 (1-0-0 in ANA)	3 (1.5)	3 (1.5)	49 (24.5)	60 (30.0)	1-6 (16.6)	10-10 (100.0)
1998-99	1-1-0 (1-0-0 in ANA)	4 (2.0)	2 (1.0)	60 (30.0)	52 (26.0)	3-7 (42.9)	8-9 (88.9)
1999-00	1-1-0-0 (0-1-0-0 in ANA)	6 (3.0)	5 (2.5)	56 (28.0)	50 (25.0)	2-7 (28.6)	9-10 (90.0)
2000-01	0-0-0-1 (0-0-0-1 in ANA)	2 (3.0)	3 (2.0)	30 (30.0)	28 (28.0)	1-7 (14.3)	5-8 (62.5)
2001-02	0-1-1-0 (0-0-1-0 in ANA)	4 (2.0)	6 (3.0)	54 (27.0)	78 (39.0)	1-12 (8.3)	4-6 (66.7)
2002-03	1-0-0-0 (1-0-0-0 in ANA)	4 (4.0)	1 (1.0)	23 (23.0)	27 (27.0)	2-6 (33.3)	7-7 (100.0)
2003-04	0-0-0-1 (0-0-0-1 in ANA)	3 (3.0)	4 (4.0)	29 (29.0)	30 (30.0)	1-3 (33.3)	0-1 (0.0)
2005-06	0-0-1 (0-0-0 in ANA)	3 (3.0)	4 (4.0)	28 (28.0)	24 (24.0)	2-9 (22.2)	4-4 (100.0)
2006-07	Did not play						
2007-08	1-0-0 (1-0-0 in ANA)	2 (2.0)	1 (1.0)	30 (30.0)	19 (19.0)	0-3 (0.0)	3-3 (100.0)
2008-09	0-1-0 (0-0-0 in ANA)	0 (0.0)	6 (6.0)	35 (35.0)	27 (27.0)	0-3 (0.0)	2-4 (50.0)
2009-10	2-0-0 (1-0-0 in ANA)	4 (2.0)	0 (0.0)	62 (31.0)	64 (32.0)	3-6 (50.0)	8-8 (100.0)
2010-11	1-0-0 (0-0-0 in ANA)	3 (3.0)	0 (0.0)	25 (25.0)	45 (45.0)	0-1 (0.0)	2-2 (100.0)
2011-12	0-1-0 (0-1-0 in ANA)	2 (2.0)	3 (3.0)	27 (27.0)	25 (25.0)	1-3 (33.3)	2-2 (100.0)
2012-13	Did not play						
2013-14	1-0-1 (1-0-0 in ANA)	7 (3.5)	4 (2.0)	43 (21.5)	55 (27.5)	3-7 (42.9)	4-5 (80.0)
2014-15	2-0-0 (1-0-0 in ANA)	6 (3.0)	4 (2.0)	60 (30.0)	63 (31.5)	0-5 (0.0)	5-7 (71.4)
Totals	13-9-6 (6-4-4 in ANA)	75 (2.7)	73 (2.6)	749 (26.8)	868 (31.0)	21-107 (19.6)	95-110 (86.4)

ALL-TIME SERIES FAST FACTS

Overall	@ Anaheim	@ Boston
All-Time Series: 13-9-6	6-4-4	7-5-2
Current Streak: Three Anaheim wins	Two Anaheim wins	One Anaheim win
Last Win by Anaheim: Mar. 26, 2015 (3-2 OT)	Dec. 1, 2014 (3-2)	Mar. 26, 2015 (3-2 OT)
Last Win by Boston: Oct. 31, 2013 (3-2 SO)	Mar. 25, 2012 (3-2)	Oct. 31, 2013 (3-2 SO)
Last 10 games: 7-2-1	5-2-3	5-3-2
Overtime Record: 2-0-6	1-0-4	1-0-2
Longest Winning Streak: Three games, two times Last: Jan. 4, 2014-present	Two games, two times Last: Jan. 4, 2014-present	Two games, two times Last: Oct. 8, 2009-Dec. 20, 2010
Longest Losing Streak: Two games, three times Last: Oct. 19, 2003-Jan. 16, 2006	Two games Last: Oct. 20, 1996-Oct. 13, 1997	Two games, two times Last: Jan. 16, 2006-Feb. 26, 2009
Last Shutout by Anaheim: Dec. 20, 2010 (3-0)	Oct. 21, 1998 (3-0)	Dec. 20, 2010 (3-0)
Last Shutout by Boston: Feb. 26, 2009 (6-0)	Oct. 13, 1997 (3-0)	Feb. 26, 2009 (6-0)
Biggest Anaheim win: Oct. 8, 2009 (6-1)	Three wins by three goals Oct. 30, 1997 (3-0)	Oct. 8, 2009 (6-1)
Biggest Boston win: Feb. 26, 2009 (6-0)		Feb. 26, 2009 (6-0)



ALL-TIME SERIES SUMMARY

Season	Series Results	GF	GA	SF	SA	Power Play	Penalty Killing
1993-94	0-2-0 (0-1-0 in ANA)	2 (1.0)	7 (3.5)	45 (22.5)	41 (20.5)	1-7 (14.3)	11-12 (91.7)
1994-95	Did not play						
1995-96	2-0-0 (1-0-0 in ANA)	7 (3.5)	3 (1.5)	81 (40.5)	62 (31.0)	3-12 (25.0)	13-13 (100.0)
1996-97	1-0-1 (1-0-0 in ANA)	6 (3.0)	3 (1.5)	92 (46.0)	44 (22.0)	1-10 (10.0)	10-12 (83.3)
1997-98	0-2-0 (0-1-0 in ANA)	2 (1.0)	7 (3.5)	61 (30.5)	54 (27.0)	0-6 (0.0)	8-10 (80.0)
1998-99	1-1-0 (0-1-0 in ANA)	9 (4.5)	5 (2.5)	56 (28.0)	52 (26.0)	2-6 (33.3)	6-9 (66.7)
1999-00	0-1-1-0 (0-1-0-0 in ANA)	2 (1.0)	7 (3.5)	48 (24.0)	72 (36.0)	2-9 (22.2)	8-9 (88.9)
2000-01	0-1-1-0 (0-1-0-0 in ANA)	2 (1.0)	6 (3.0)	40 (20.0)	62 (31.0)	0-5 (0.0)	8-8 (100.0)
2001-02	0-1-0-0 (0-1-0-0 in ANA)	1 (1.0)	3 (3.0)	17 (17.0)	18 (18.0)	1-4 (25.0)	3-4 (75.0)
2002-03	0-1-0-0 (0-0-0-0 in ANA)	0 (0.0)	4 (4.0)	22 (22.0)	36 (36.0)	0-5 (0.0)	4-5 (80.0)
2003-04	0-2-0-0 (0-1-0-0 in ANA)	4 (2.0)	10 (5.0)	62 (31.0)	70 (35.0)	2-5 (40.0)	4-6 (66.6)
2005-06	0-0-1 (0-0-0 in ANA)	2 (2.0)	3 (3.0)	30 (30.0)	31 (31.0)	0-4 (0.0)	1-2 (50.0)
2006-07	Did not play						
2007-08	1-0-0 (1-0-0 in ANA)	4 (4.0)	1 (1.0)	33 (33.0)	23 (23.0)	2-3 (66.7)	4-4 (100.0)
2008-09	2-0-0 (1-0-0 in ANA)	6 (3.0)	4 (2.0)	59 (29.5)	59 (29.5)	2-6 (33.3)	5-6 (83.3)
2009-10	1-0-0 (1-0-0 in ANA)	5 (5.0)	4 (4.0)	30 (30.0)	45 (45.0)	1-3 (33.3)	3-4 (75.0)
2010-11	0-1-0 (0-0-0 in ANA)	2 (2.0)	5 (5.0)	23 (23.0)	42 (42.0)	2-4 (50.0)	3-5 (60.0)
2011-12	0-2-0 (0-1-0 in ANA)*	1 (0.5)	6 (3.0)	73 (36.5)	49 (24.5)	0-7 (0.0)	6-9 (66.7)
2012-13	Did not play						
2013-14	2-0-0 (1-0-0 in ANA)	12 (6.0)	5 (2.5)	75 (37.5)	44 (22.0)	2-5 (40.0)	3-4 (75.0)
2014-15	2-0-0 (1-0-0 in ANA)	9 (4.5)	2 (1.0)	78 (39.0)	35 (17.5)	1-10 (10.0)	5-5 (100.0)
Totals	12-14-4 (7-8-0 in ANA)	76 (2.5)	85 (2.8)	925 (30.8)	839 (28.0)	22-111 (19.8)	105-127 (82.7)

ALL-TIME SERIES FAST FACTS

	Overall	@ Anaheim	@ Buffalo
All-Time Series:	12-14-4	7-9-0	5-6-4
Current Streak:	Four Anaheim wins	Two Anaheim wins	Two Anaheim wins
Last Win by Anaheim:	Oct. 22, 2014 (4-1)	Oct. 22, 2014 (4-1)	Oct. 13, 2014 (5-1)
Last Win by Buffalo:	Feb. 29, 2012 (2-0)	Feb. 29, 2012 (2-0)	Oct. 7, 2011 (4-1)*
Last 10 games:	7-3-0	5-5-0	3-5-2
Overtime Record:	1-1-4	1-1-0	0-0-4
Longest Winning Streak:	Four games, two times Last: Nov. 2, 2013-present	Three games Dec. 5, 2007-Jan. 19, 2010	Two games Nov. 2, 2013-present
Longest Losing Streak:	Five games Jan. 16, 2002-Dec. 8, 2005	Six games Jan. 7, 1998-Oct. 24, 2003	Three games Dec. 4, 2002-Dec. 8, 2005
Last Shutout by Anaheim:	None	None	None
Last Shutout by Buffalo:	Feb. 29, 2012 (2-0)	Feb. 29, 2012 (2-0)	Dec. 4, 2002 (4-0)
Biggest Anaheim win:	Jan. 1, 1999 (7-2)	Nov. 8, 2013 (6-2)	Jan. 1, 1999 (7-2)
Biggest Buffalo win:	Jan. 17, 2000 (5-0)	Jan. 17, 2000 (5-0)	Two wins by four goals

*Road game played at Hartwall Arena, Helsinki, Finland

ALL-TIME SERIES SUMMARY

Season	Series Results	GF	GA	SF	SA	Power Play	Penalty Killing
1993-94	1-4-1 (0-2-1 in ANA)	12 (2.0)	19 (3.2)	160 (26.7)	197 (32.8)	3-28 (10.7)	19-22 (86.4)
1994-95	3-2-0 (2-1-0 in ANA)	15 (3.0)	13 (2.6)	136 (27.2)	157 (31.4)	2-28 (7.1)	17-20 (85.0)
1995-96	3-2-0 (1-1-0 in ANA)	16 (3.2)	12 (2.4)	129 (25.8)	160 (32.0)	6-30 (20.0)	24-28 (85.7)
1996-97	1-4-1 (1-1-1 in ANA)	14 (2.3)	17 (2.8)	171 (28.5)	190 (31.7)	2-24 (8.3)	15-22 (68.1)
1997-98	2-2-1 (1-1-1 in ANA)	16 (3.2)	15 (3.0)	132 (26.4)	168 (33.6)	3-24 (12.5)	14-18 (77.8)
1998-99	2-2-0 (1-1-0 in ANA)	10 (2.5)	9 (2.3)	124 (31.0)	111 (27.8)	4-17 (23.5)	17-19 (89.5)
1999-00	2-2-0 (2-0-0-0 in ANA)	10 (2.5)	13 (3.3)	120 (30.0)	113 (28.3)	4-22 (18.2)	11-17 (64.7)
2000-01	2-0-0-0 (1-0-1-0 in ANA)	18 (4.5)	11 (2.8)	108 (27.0)	106 (26.5)	8-20 (40.0)	16-19 (84.2)
2001-02	2-1-1-0 (1-0-1-0 in ANA)	11 (2.8)	7 (1.8)	112 (28.0)	93 (23.5)	4-22 (18.1)	12-13 (93.2)
2002-03	2-1-1-0 (1-0-1-0 in ANA)	11 (2.8)	11 (2.8)	109 (27.3)	129 (32.3)	2-16 (12.5)	13-17 (76.5)
2003-04	1-3-0-0 (1-1-0-0 in ANA)	8 (2.0)	14 (3.5)	113 (28.3)	96 (24.0)	4-18 (22.2)	15-21 (71.4)
2005-06	2-2-0 (2-0-0 in ANA)	9 (2.3)	10 (2.5)	129 (32.3)	107 (26.8)	7-29 (24.1)	16-22 (72.7)
2006-07	2-2-0 (2-0-0 in ANA)	11 (2.8)	10 (2.5)	141 (35.3)	90 (22.5)	4-18 (22.2)	15-17 (88.2)
2007-08	3-1-0 (2-0-0 in ANA)	14 (3.5)	9 (2.3)	119 (29.8)	122 (30.5)	7-18 (38.9)	16-20 (80.0)
2008-09	3-1-0 (2-0-0 in ANA)	11 (2.8)	9 (2.3)	135 (33.8)	118 (29.5)	1-9 (11.1)	16-18 (88.9)
2009-10	2-2-0 (2-0-0 in ANA)	9 (2.3)	12 (3.0)	107 (26.8)	146 (36.5)	1-8 (12.5)	10-11 (90.9)
2010-11	4-0-0 (2-0-0 in ANA)	16 (4.0)	12 (3.0)	110 (27.5)	130 (32.5)	5-15 (33.3)	17-20 (85.0)
2011-12	2-1-1 (2-0-0 in ANA)	7 (1.8)	10 (2.5)	119 (29.8)	97 (24.3)	1-15 (6.7)	12-14 (85.7)
2012-13	2-1-0 (1-0-0 in ANA)	10 (3.3)	7 (2.3)	81 (27.0)	85 (28.3)	0-4 (0.0)	6-8 (75.0)
2013-14	3-1-0 (2-0-0 in ANA)	13 (3.3)	13 (3.3)	120 (30.0)	115 (28.8)	2-10 (20.0)	8-9 (88.9)
2014-15	3-1-1 (2-0-0 in ANA)	21 (4.2)	17 (3.4)	153 (30.6)	137 (27.4)	3-9 (33.3)	20-23 (87.0)
Totals	47-35-9 (31-8-6 in ANA)	262 (2.9)	250 (2.7)	2628 (28.9)	2667 (29.3)	73-384 (19.0)	309-378 (81.7)

ALL-TIME SERIES FAST FACTS

	Overall	@ Anaheim	@ Calgary
All-Time Series:	47-35-9	31-8-6	16-27-3
Current Streak:	One Calgary win	20 Anaheim wins	One Calgary win
Last Win by Anaheim:	Feb. 20, 2015 (6-3)	Jan. 21, 2015 (6-3)	Feb. 20, 2015 (6-3)
Last Win by Calgary:	Mar. 11, 2015 (6-3)	Jan. 19, 2004 (5-1)	Mar. 11, 2015 (6-3)
Last 10 games:	6-3-1	10-0-0	4-4-2
Overtime Record:	9-1-9	7-0-6	2-1-4
Longest Winning Streak:	Six games Mar. 15, 1995-Jan. 5, 1996	20 games Apr. 4, 2004-present	Three games Mar. 15, 1995-Jan. 5, 1996
Longest Losing Streak:	Five games Feb. 2, 1994-Feb. 26, 1995	Three games Feb. 2, 1994-Feb. 26, 1995	Six games Feb. 1, 2004-Jan. 19, 2007
Last Shutout by Anaheim:	Mar. 3, 2013 (4-0)	Mar. 3, 2013 (4-0)	Dec. 8, 2001 (4-0)
Last Shutout by Calgary:	Jan. 12, 2012 (1-0)	Apr. 11, 1994 (3-0)	Jan. 12, 2012 (1-0)
Biggest Anaheim win:	Dec. 20, 1996 (7-0)	Dec. 20, 1996 (7-0)	Feb. 9, 1995 (5-0)
Biggest Calgary win:	Two wins by five goals	Feb. 19, 2004 (5-1)	Two wins by five goals

ALL-TIME SERIES SUMMARY

Season	Series Results	GF	GA	SF	SA	Power Play	Penalty Killing
1993-94	2-0 (1-0-0 in ANA)	9 (4.5)	5 (2.5)	72 (36.0)	67 (33.5)	1-8 (12.5)	10-11 (90.9)
1994-95	Did not play						
1995-96	0-2-0 (0-1-0 in ANA)	5 (2.5)	7 (3.5)	61 (30.5)	59 (29.5)	2-17 (11.8)	14-15 (93.3)
1996-97	1-1-0 (1-0-0 in ANA)	7 (3.5)	7 (3.5)	67 (33.5)	74 (37.0)	1-5 (20.0)	4-7 (57.1)
1997-98	0-2-0 (0-1-0 in ANA)	2 (1.0)	5 (2.5)	48 (24.0)	58 (29.0)	0-8 (0.0)	12-12 (100.0)
1998-99	1-1-0 (1-0-0 in ANA)	6 (3.0)	7 (3.5)	72 (36.0)	65 (32.5)	1-8 (12.5)	6-7 (85.7)
1999-00	0-0-1-0 (0-0-0-0 in ANA)	4 (4.0)	4 (4.0)	26 (26.0)	43 (43.0)	1-2 (50.0)	5-5 (100.0)
2000-01	0-1-1-0 (0-0-1-0 in ANA)	2 (1.0)	6 (3.0)	61 (30.5)	48 (24.0)	0-10 (0.0)	9-12 (25.0)
2001-02	0-1-0-0 (0-1-0-0 in ANA)	1 (1.0)	4 (4.0)	20 (20.0)	28 (28.0)	0-5 (0.0)	5-5 (100.0)
2002-03	2-0-0-0 (1-0-0-0 in ANA)	6 (3.0)	1 (5.0)	44 (22.0)	57 (28.5)	1-8 (12.5)	9-9 (100.0)
2003-04	2-0-0-0 (1-0-0-0 in ANA)	6 (3.0)	3 (1.5)	74 (37.0)	42 (21.0)	2-11 (18.2)	7-8 (87.5)
2005-06	0-1-0 (0-1-0 in ANA)	2 (2.0)	6 (6.0)	37 (37.0)	31 (31.0)	0-4 (0.0)	4-5 (80.0)
2006-07	0-1-0 (0-0-0 in ANA)	2 (2.0)	4 (4.0)	27 (27.0)	27 (27.0)	1-6 (16.7)	3-6 (50.0)
2007-08	Did not play						
2008-09	1-1-0 (0-1-0 in ANA)	5 (2.5)	4 (2.0)	60 (30.0)	61 (30.5)	1-8 (12.5)	8-8 (100.0)
2009-10	1-0-0 (1-0-0 in ANA)	3 (3.0)	2 (2.0)	33 (33.0)	30 (30.0)	1-2 (50.0)	3-3 (100.0)
2010-11	0-1-0 (0-0-0 in ANA)	2 (2.0)	4 (4.0)	45 (45.0)	32 (32.0)	1-7 (14.3)	1-3 (33.3)
2011-12	2-0-0 (1-0-0 in ANA)	5 (2.5)	4 (2.0)	71 (35.5)	65 (32.5)	1-6 (16.7)	3-4 (75.0)
2012-13	Did not play						
2013-14	1-0-1 (1-0-0 in ANA)	7 (3.5)	5 (2.5)	64 (32.0)	75 (37.5)	1-6 (16.7)	8-9 (88.9)
2014-15	2-0-0 (1-0-0 in ANA)	7 (3.5)	5 (2.5)	48 (24.0)	68 (34.0)	1-5 (20.0)	6-7 (85.7)
Totals	15-12-3 (9-5-1 in ANA)	81 (2.7)	83 (2.8)	930 (31.0)	930 (31.0)	16-126 (12.7)	117-136 (86.0)

ALL-TIME SERIES FAST FACTS

	Overall	@ Anaheim	@ Carolina/Hartford
All-Time Series:	15-12-3	9-5-1	6-7-2
Current Streak:	Three Anaheim wins	Four Anaheim wins	One Anaheim win
Last Win by Anaheim:	Feb. 12, 2015 (2-1)	Feb. 3, 2015 (5-4 OT)	Feb. 12, 2015 (2-1)
Last Win by Carolina:	Nov. 15, 2013 (3-2 SO)	Oct. 19, 2008 (3-1)	Nov. 15, 2013 (3-2 SO)
Last 10 games:	7-2-1	6-3-1	5-2-3
Overtime Record:	4-0-3	3-0-1	1-0-2
Longest Winning Streak:	Four games	Four games	Two games
	Feb. 9, 2003-Feb. 4, 2004	Nov. 25, 2009-present	Feb. 23, 2003-Dec. 31, 2003
Longest Losing Streak:	Three games, two times	Two games	Five games
	Lost: Dec. 6, 2005-Oct. 19, 2008	Dec. 6, 2005-Oct. 19, 2008	Oct. 11, 1995-Jan. 14, 2001
Last Shutout by Anaheim:	Feb. 23, 2003 (4-0)	None	Feb. 23, 2003 (4-0)
Last Shutout by Carolina:	Jan. 14, 2001 (4-0)	None	Jan. 14, 2001 (4-0)
Biggest Anaheim win:	Feb. 23, 2003 (4-0)	Two wins by three goals	Feb. 23, 2003 (4-0)
Biggest Carolina win:	Two wins by four goals	Dec. 6, 2005 (6-2)	Jan. 14, 2001 (4-0)

ALL-TIME SERIES SUMMARY

Season	Series Results	GF	GA	SF	SA	Power Play	Penalty Killing
1993-94	1-4-0 (0-2-0 in ANA)	10 (0.7)	13 (2.6)	129 (25.8)	146 (29.2)	2-20 (10.0)	14-16 (87.5)
1994-95	1-3-0 (1-1-0 in ANA)	5 (1.3)	12 (3.0)	84 (21.0)	126 (31.5)	0-19 (0.0)	12-16 (75.0)
1995-96	0-3-1 (0-2-0 in ANA)	7 (1.8)	14 (3.5)	81 (20.3)	138 (34.5)	3-23 (13.0)	17-22 (77.3)
1996-97	3-0-1 (1-0-1 in ANA)	11 (2.8)	6 (1.5)	104 (26.0)	111 (27.8)	4-17 (23.5)	13-15 (86.7)
1997-98	2-2-0 (1-1-0 in ANA)	7 (1.8)	11 (2.8)	113 (28.3)	129 (32.3)	0-24 (0.0)	15-18 (83.3)
1998-99	3-1-0 (2-0-0 in ANA)	13 (3.3)	8 (2.0)	102 (25.5)	106 (26.5)	3-17 (17.6)	18-21 (85.7)
1999-00	3-1-1-0 (2-0-0-0 in ANA)	17 (3.4)	15 (3.0)	139 (27.8)	130 (26.0)	5-20 (25.0)	16-19 (84.2)
2000-01	2-2-0-0 (1-1-0-0 in ANA)	11 (2.8)	9 (2.3)	86 (21.5)	137 (34.3)	3-10 (30.0)	17-19 (89.4)
2001-02	1-2-1-0 (1-0-1-0 in ANA)	8 (2.0)	7 (1.8)	110 (27.5)	129 (32.3)	2-19 (10.5)	11-13 (84.6)
2002-03	4-0-0-0 (2-0-0-0 in ANA)	16 (4.0)	10 (2.5)	112 (28.0)	128 (32.0)	4-15 (26.6)	12-12 (100.0)
2003-04	2-1-1-0 (1-0-1-0 in ANA)	11 (2.8)	9 (2.3)	123 (30.1)	124 (31.0)	3-17 (17.6)	17-20 (85.0)
2005-06	4-0-0 (2-0-0 in ANA)	14 (3.5)	6 (1.5)	111 (27.8)	121 (30.3)	3-30 (10.0)	23-24 (95.8)
2006-07	3-0-1 (1-0-1 in ANA)	14 (3.5)	6 (1.5)	116 (29.0)	92 (23.0)	6-28 (21.4)	14-17 (82.4)
2007-08	3-1-0 (2-0-0 in ANA)	13 (3.3)	10 (2.5)	101 (25.3)	123 (30.8)	4-25 (16.0)	19-22 (86.4)
2008-09	1-2-1 (1-1-0 in ANA)	7 (1.8)	10 (2.5)	119 (29.8)	131 (32.8)	2-9 (22.2)	10-12 (83.3)
2009-10	3-1-0 (2-0-0 in ANA)	12 (3.0)	8 (2.0)	106 (26.5)	140 (35.0)	4-12 (33.3)	12-14 (85.7)
2010-11	2-1-1 (1-1-0 in ANA)	7 (1.8)	9 (2.3)	96 (24.0)	145 (36.3)	1-12 (8.3)	8-10 (80.0)
2011-12	1-2-1 (1-1-0 in ANA)	11 (2.8)	13 (3.3)	122 (30.5)	120 (30.0)	3-15 (20.0)	12-16 (75.0)
2012-13	3-0-0 (1-0-0 in ANA)	8 (2.7)	5 (1.7)	81 (27.0)	80 (26.7)	1-7 (14.3)	9-12 (75.0)
2013-14	1-2-0 (0-1-0 in ANA)	4 (1.3)	8 (2.7)	76 (25.3)	85 (28.3)	1-8 (12.5)	9-10 (90.0)
2014-15	1-2-0 (0-2-0 in ANA)	3 (1.0)	8 (2.7)	71 (23.7)	109 (36.3)	1-6 (16.7)	11-11 (100.0)
Totals	44-30-9 (23-13-4 in ANA)	209 (2.5)	197 (2.4)	2182 (26.3)	2550 (30.7)	55-353 (15.6)	289-339 (85.3)

ALL-TIME SERIES FAST FACTS

	Overall	@ Anaheim	@ Chicago
All-Time Series:	44-30-9	23-13-4	21-17-5
Current Streak:	Two Chicago wins	Three Chicago wins	One Anaheim win
Last Win by Anaheim:	Oct. 28, 2014 (1-0)	Mar. 20, 2013 (4-2)	Oct. 28, 2014 (1-0)
Last Win by Chicago:	Jan. 30, 2015 (4-1)	Jan. 30, 2015 (4-1)	Jan. 17, 2014 (4-2)
Last 10 games:	6-4-0	5-5-0	6-2-2
Overtime Record:	3-1-9	1-1-5	2-0-4
Longest Winning Streak:	Nine games	Five games	Six games
	Nov. 28, 2003-Feb. 24, 2008	Feb. 1, 1998-Dec. 17, 2000	Mar. 5, 2004-Dec. 7, 2007
Longest Losing Streak:	Five games	Three games, two times	Four games, two times
	Mar. 5, 1995-Feb. 4, 1996	Lost: Apr. 5, 2000-Feb. 7, 2001	Last: Mar. 5, 2008-Jan. 3, 2010
Last Shutout by Anaheim:	Oct. 28, 2014 (1-0)	Nov. 27, 2009 (3-0)	Oct. 28, 2014 (1-0)
Last Shutout by Chicago:	Feb. 5, 2014 (2-0)	Feb. 5, 2014 (2-0)	Mar. 5, 2008 (3-0)
Biggest Anaheim win:	Jan. 6, 1994 (6-2)	Six wins by three goals	Jan. 6, 1994 (6-2)
Biggest Chicago win:	Nov. 19, 1997 (4-0)	Nov. 19, 1997 (4-0)	Eight wins by three goals



ALL-TIME SERIES SUMMARY

Season	Series Results	GF	GA	SF	SA	Power Play	Penalty Killing
1993-94	1-1-0 (0-1-0 in ANA)	6 (3.0)	4 (2.0)	58 (29.0)	58 (29.0)	0-11 (0.0)	10-12 (16.7)
1994-95	Did not play						
1995-96	3-3-0 (3-0-0 in ANA)	19 (3.2)	17 (2.8)	162 (27.0)	178 (29.7)	3-28 (10.7)	20-26 (23.1)
1996-97	0-2-3 (0-1-1 in ANA)	14 (2.8)	18 (3.6)	140 (28.0)	183 (36.6)	3-20 (15.0)	21-26 (80.8)
1997-98	2-2-1 (1-1-1 in ANA)	14 (2.8)	14 (2.8)	151 (30.2)	139 (27.8)	3-27 (11.1)	30-35 (85.7)
1998-99	1-3-0 (0-2-0 in ANA)	8 (2.0)	14 (3.5)	117 (29.3)	138 (34.5)	3-22 (13.6)	12-16 (75.0)
1999-00	1-2-1-0 (0-1-1-0 in ANA)	10 (2.5)	11 (2.8)	123 (30.8)	77 (19.3)	2-20 (10.0)	9-15 (60.0)
2000-01	0-3-1-0 (0-2-0-0 in ANA)	4 (1.0)	11 (2.8)	107 (26.8)	93 (23.3)	1-14 (7.1)	11-13 (84.6)
2001-02	0-3-1-0 (0-2-0-0 in ANA)	5 (1.25)	9 (2.3)	90 (22.5)	119 (29.75)	1-16 (6.3)	16-18 (88.9)
2002-03	3-0-0-1 (1-0-0-1 in ANA)	14 (3.5)	11 (2.8)	110 (27.5)	126 (31.5)	5-19 (26.3)	16-21 (76.2)
2003-04	2-1-0-1 (2-0-0-0 in ANA)	7 (1.8)	8 (2.0)	109 (27.3)	128 (32.0)	3-16 (18.7)	18-22 (81.8)
2005-06	1-3-0 (1-1-0 in ANA)	13 (3.3)	15 (3.8)	123 (30.8)	127 (31.8)	5-19 (26.3)	18-20 (90.0)
2006-07	1-1-2 (1-0-1 in ANA)	9 (2.3)	11 (2.8)	152 (38.0)	115 (28.8)	3-20 (15.0)	13-16 (81.3)
2007-08	3-1-0 (2-0-0 in ANA)	6 (1.5)	5 (1.3)	116 (29.0)	103 (25.8)	2-14 (14.3)	15-15 (100.0)
2008-09	4-0-0 (2-0-0 in ANA)	19 (4.8)	7 (1.8)	115 (28.8)	130 (32.5)	6-18 (33.3)	12-15 (80.0)
2009-10	3-1-0 (1-1-0 in ANA)	17 (4.3)	10 (2.5)	137 (34.3)	99 (24.8)	5-16 (31.3)	11-15 (73.3)
2010-11	4-0-0 (2-0-0 in ANA)	17 (4.3)	8 (2.0)	136 (34.0)	110 (27.5)	5-19 (26.3)	9-10 (90.0)
2011-12	1-2-1 (1-1-0 in ANA)	8 (2.0)	13 (3.3)	106 (26.5)	127 (31.8)	3-9 (33.3)	6-8 (75.0)
2012-13	2-1-0 (1-1-0 in ANA)	8 (2.7)	7 (2.3)	81 (27.0)	82 (27.3)	4-11 (36.4)	6-8 (75.0)
2013-14	2-1-0 (1-0-0 in ANA)	10 (3.3)	12 (4.0)	105 (35.0)	98 (32.7)	0-8 (0.0)	6-10 (60.0)
2014-15	2-1-0 (1-1-0 in ANA)	8 (2.7)	8 (2.7)	110 (36.7)	65 (21.7)	0-11 (0.0)	7-8 (87.5)
Totals	36-31-12 (20-15-5 in ANA)	216 (2.7)	211 (2.7)	2348 (29.7)	2295 (29.1)	57-338 (16.9)	266-329 (80.9)

ALL-TIME SERIES FAST FACTS

	Overall	@ Anaheim	@ Colorado/Quebec
All-Time Series:	36-31-12	20-15-5	16-16-7
Current Streak:	One Colorado win	One Colorado win	Two Anaheim wins
Last Win by Anaheim:	Mar. 20, 2015 (3-2 OT)	Mar. 20, 2015 (3-2 OT)	Nov. 2, 2014 (3-2)
Last Win by Colorado:	Apr. 3, 2015 (4-2)	Apr. 3, 2015 (4-2)	Oct. 2, 2013 (6-1)
Last 10 games:	6-3-1	7-3-0	7-2-1
Overtime Record:	9-0-12	8-0-5	1-0-7
Longest Winning Streak:	Six games	Five games	Six games
	Mar. 21, 2010-Mar. 28, 2011	Feb. 25, 2007-Mar. 29, 2009	Jan. 31, 2009-Mar. 11, 2011
Longest Losing Streak:	Three games	Four games	Six games
	Jan. 27, 1999-Dec. 10, 1999	Nov. 15, 2000-Apr. 12, 2002	Nov. 18, 2003-Feb. 13, 2007
Last Shutout by Anaheim:	Feb. 6, 2013 (3-0)	Dec. 19, 2003 (1-0)	Feb. 6, 2013 (3-0)
Last Shutout by Colorado:	Mar. 6, 2008 (1-0)	Nov. 15, 2000 (3-0)	Mar. 6, 2008 (1-0)
Biggest Anaheim win:	Mar. 25, 2009 (7-2)	Two wins by four goals	Mar. 25, 2009 (7-2)
Biggest Colorado win:	Oct. 2, 2013 (6-1)	Two wins by three goals	Oct. 2, 2013 (6-1)

ALL-TIME SERIES SUMMARY

Season	Series Results	GF	GA	SF	SA	Power Play	Penalty Killing
2000-01	1-3-0-0 (1-1-0-0 in ANA)	10 (2.5)	16 (4.0)	121 (30.3)	84 (21.0)	3-16 (18.8)	11-19 (57.9)
2001-02	1-3-0-0 (1-1-0-0 in ANA)	8 (2.0)	10 (2.5)	123 (30.8)	115 (28.8)	1-19 (5.3)	9-12 (75.0)
2002-03	4-0-0-0 (2-0-0-0 in ANA)	14 (3.5)	5 (1.3)	125 (31.3)	113 (28.0)	3-15 (20.0)	17-18 (94.4)
2003-04	1-2-1-0 (1-0-1-0 in ANA)	7 (1.8)	8 (2.0)	152 (37.0)	118 (29.5)	1-20 (5.0)	18-20 (90.0)
2005-06	2-1-1 (1-0-1 in ANA)	10 (2.0)	9 (2.3)	150 (40.3)	123 (31.7)	3-22 (12.5)	32-37 (85.7)
2006-07	2-1-1 (0-1-1 in ANA)	16 (4.0)	13 (3.3)	130 (32.5)	130 (32.5)	6-21 (28.6)	21-22 (95.5)
2007-08	3-1-0 (2-0-0 in ANA)	7 (1.8)	9 (2.3)	124 (31.0)	119 (29.8)	4-24 (16.7)	25-31 (80.6)
2008-09	3-1-0 (1-0-0 in ANA)	13 (3.3)	9 (2.3)	98 (24.5)	121 (30.3)	2-15 (13.3)	21-24 (87.5)
2009-10	1-2-1 (0-2-0 in ANA)	11 (2.8)	14 (3.5)	133 (33.3)	131 (32.8)	3-16 (18.8)	12-16 (75.0)
2010-11	2-2-0 (1-1-0 in ANA)	13 (3.3)	9 (2.3)	133 (33.3)	115 (28.8)	6-16 (37.5)	11-14 (78.6)
2011-12	2-1-1 (1-0-1 in ANA)	15 (3.8)	13 (3.3)	117 (29.3)	87 (21.8)	6-17 (35.3)	10-15 (66.7)
2012-13	1-0-2 (1-0-1 in ANA)	6 (2.0)	7 (2.3)	87 (29.0)	73 (24.3)	3-8 (37.5)	7-7 (100.0)
2013-14	1-1-0 (0-1-0 in ANA)	6 (3.0)	7 (3.5)	68 (34.0)	54 (27.0)	1-7 (14.3)	2-6 (66.7)
2014-15	1-1-0 (1-0-0 in ANA)	7 (3.5)	6 (3.0)	74 (37.0)	44 (22.0)	3-9 (33.3)	5-7 (71.4)
Totals	25-19-7 (13-8-5 in ANA)	143 (2.8)	135 (2.6)	1635 (32.1)	1427 (28.0)	45-225 (20.0)	201-248 (81.0)

ALL-TIME SERIES FAST FACTS

	Overall	@ Anaheim	@ Columbus
All-Time Series:	25-19-7	13-8-5	12-11-2
Current Streak:	One Columbus win	One Anaheim win	One Columbus win
Last Win by Anaheim:	Oct. 24, 2014 (4-1)	Oct. 24, 2014 (4-1)	Oct. 27, 2013 (4-3)
Last Win by Columbus:	Mar. 24, 2015 (5-3)	Feb. 3, 2014 (4-2)	Mar. 24, 2015 (5-3)
Last 10 games:	5-2-3	4-4-2	5-3-2
Overtime Record:	3-0-7	2-0-4	1-0-3
Longest Winning Streak:	Five games, two times	Three games, two times	Three games, two times
	Lost: Nov. 1, 2007-Dec. 7, 2008	Lost: Nov. 1, 2007-Dec. 7, 2008	Lost: Dec. 10, 2007-Feb. 21, 2009
Longest Losing Streak:	Five games	Four games	Four games
	Jan. 27, 2001-Dec. 31, 2001	Dec. 31, 2008-Nov. 19, 2010	Dec. 6, 2000-Dec. 31, 2001
Last Shutout by Anaheim:	Jan. 7, 2011 (6-0)	Jan. 7, 2011 (6-0)	None
Last Shutout by Columbus:	Dec. 31, 2008 (2-0)	Dec. 31, 2008 (2-0)	Oct. 5, 2007 (4-0)
Biggest Anaheim win:	Jan. 7, 2011 (6-0)	Jan. 7, 2011 (6-0)	Two wins by four goals
Biggest Columbus win:	Oct. 5, 2007 (4-0)	Two wins by three goals	Oct. 5, 2007 (4-0)

ALL-TIME SERIES SUMMARY

Season	Series Results	GF	GA	SF	SA	Power Play	Penalty Killing
1993-94	3-2-0 (2-1-0 in ANA)	17 (3.4)	15 (3.0)	128 (25.6)	156 (31.2)	6-25 (24.0)	21-26 (80.8)
1994-95	0-4-0 (0-2-0 in ANA)	3 (0.8)	19 (4.8)	96 (24.0)	148 (37.0)	0-14 (0.0)	14-18 (77.7)
1995-96	1-3-0 (1-1-0 in ANA)	9 (2.3)	14 (3.5)	132 (33.0)	119 (29.8)	3-20 (15.0)	18-23 (78.3)
1996-97	1-3-0 (1-1-0 in ANA)	9 (2.3)	12 (3.0)	96 (24.0)	135 (33.8)	0-8 (0.0)	9-14 (64.3)
1997-98	1-3-0 (1-1-0 in ANA)	5 (1.3)	16 (4.0)	98 (24.0)	115 (28.8)	0-15 (0.0)	9-11 (81.8)
1998-99	1-4-1 (1-2-0 in ANA)	12 (2.0)	19 (3.2)	172 (28.7)	171 (28.5)	5-22 (22.7)	20-26 (76.9)
1999-00	3-3-0-0 (2-1-0-0 in ANA)	17 (2.8)	15 (2.5)	153 (25.5)	150 (25.0)	2-25 (8.0)	28-35 (80.0)
2000-01	0-4-0-1 (0-2-0-0 in ANA)	5 (1.0)	20 (4.0)	115 (23.0)	131 (26.2)	2-21 (9.5)	13-17 (76.5)
2001-02	3-1-1-0 (1-1-1-0 in ANA)	15 (3.0)	10 (2.0)	123 (24.6)	156 (31.2)	5-23 (21.7)	19-22 (86.4)
2002-03	1-3-1-0 (0-1-1-0 in ANA)	8 (1.6)	13 (2.6)	138 (27.6)	144 (28.8)	3-24 (12.5)	13-17 (76.5)
2003-04	2-2-2-0 (2-0-1-0 in ANA)	13 (2.2)	14 (2.3)	149 (24.8)	172 (28.7)	6-22 (27.3)	26-31 (83.9)
2005-06	2-5-1 (1-3-0 in ANA)	17 (2.1)	25 (3.1)	225 (28.1)	222 (27.8)	4-43 (9.3)	41-52 (78.8)
2006-07	4-2-2 (3-0-1 in ANA)	21 (2.6)	15 (1.9)	232 (29.0)	219 (27.4)	8-45 (17.8)	35-40 (87.5)
2007-08	3-5-0 (2-2-0 in ANA)	14 (1.8)	24 (3.0)	185 (23.1)	189 (23.6)	8-50 (16.0)	29-38 (76.3)
2008-09	3-2-1 (1-2-0 in ANA)	15 (2.5)	19 (3.2)	171 (28.5)	190 (31.7)	4-21 (19.1)	23-29 (79.3)
2009-10	2-3-1 (2-1-0 in ANA)	15 (2.5)	18 (3.0)	194 (32.3)	221 (36.8)	2-15 (13.3)	16-19 (84.2)
2010-11	4-2-0 (2-1-0 in ANA)	21 (3.5)	16 (2.7)	172 (28.7)	175 (29.2)	6-22 (27.3)	19-24 (79.2)
2011-12	1-5-0 (1-0-0 in ANA)	11 (1.8)	19 (3.2)	173 (28.8)	145 (24.2)	3-21 (14.3)	13-17 (76.5)
2012-13	3-2-0 (1-1-0 in ANA)	12 (2.4)	9 (1.8)	136 (27.2)	138 (27.6)	2-13 (15.4)	18-20 (90.0)
2013-14	1-2-0 (1-1-0 in ANA)	9 (3.0)	11 (3.7)	104 (34.7)	96 (32.0)	0-10 (30.0)	9-10 (90.0)
2014-15	2-1-0 (0-1-0 in ANA)	5 (1.7)	6 (2.0)	65 (21.7)	94 (31.3)	0-6 (0.0)	10-12 (83.3)
Totals	41-61-11 (25-27-4 in ANA)	253 (2.2)	329 (2.9)	3057 (27.1)	3286 (29.1)	71-454 (15.6)	403-501 (80.4)

ALL-TIME SERIES FAST FACTS

	Overall	@ Anaheim	@ Dallas
All-Time Series:	41-61-11	25-27-4	16-34-7
Current Streak:	One Dallas win	Two Dallas wins	Two Anaheim wins
Last Win by Anaheim:	Mar. 1, 2015 (3-1)	Oct. 20, 2013 (6-3)	Mar. 1, 2015 (3-1)
Last Win by Dallas:	Apr. 8, 2015 (4-0)	Apr. 8, 2015 (4-0)	Nov. 26, 2013 (6-3)
Last 10 games:	6-4-0	4-6-0	5-5-0
Overtime Record:	11-1-11	7-1-4	4-0-7
Longest Winning Streak:	Three games, three times Last: Mar. 14-Apr. 3, 2013	Four games Dec. 8, 2009-Mar. 4, 2011	Two games, three times Last: Oct. 31, 2014-present
Longest Losing Streak:	Nine games Dec. 22, 1993-Mar. 28, 1996	Four games Dec. 7, 2003 (4-0)	Nine games Mar. 22, 1994-Mar. 13, 1998
Last Shutout by Anaheim:	Apr. 1, 2013 (4-0)	Dec. 7, 2003 (4-0)	Apr. 1, 2013 (4-0)
Last Shutout by Dallas:	Apr. 8, 2015 (4-0)	Feb. 1, 2014 (2-0)	Mar. 10, 2012 (2-0)
Biggest Anaheim win:	Jan. 25, 2002 (6-1)	Apr. 8, 2015 (4-0)	Jan. 25, 2002 (6-1)
Biggest Dallas win:	Mar. 21, 2001 (8-0)	Nov. 5, 2007 (5-0)	Mar. 21, 2001 (8-0)

ALL-TIME SERIES SUMMARY

Season	Series Results	GF	GA	SF	SA	Power Play	Penalty Killing
1993-94	0-3-1 (0-2-0 in ANA)	12 (3.0)	22 (5.5)	110 (27.5)	151 (37.8)	7-18 (38.8)	10-15 (66.6)
1994-95	0-3-1 (0-1-1 in ANA)	15 (3.8)	21 (5.3)	124 (31.0)	148 (37.0)	5-18 (27.7)	8-12 (66.7)
1995-96	0-3-1 (0-1-1 in ANA)	6 (1.5)	18 (4.5)	98 (24.5)	145 (36.3)	3-18 (11.6)	11-20 (55.0)
1996-97	3-0-1 (2-0-0 in ANA)	7 (1.8)	3 (0.8)	99 (24.8)	132 (33.0)	1-11 (9.0)	13-13 (100.0)
1997-98	0-3-1 (0-2-0 in ANA)	7 (1.8)	13 (3.3)	102 (25.5)	151 (37.8)	1-19 (5.3)	10-16 (62.5)
1998-99	1-3-0 (1-1-0 in ANA)	9 (2.3)	12 (3.0)	110 (27.5)	136 (34.0)	5-23 (21.7)	19-23 (82.6)
1999-00	2-2-0-0 (2-0-0-0 in ANA)	12 (3.0)	13 (3.3)	103 (25.8)	123 (30.8)	4-19 (21.1)	13-18 (72.2)
2000-01	0-3-0-1 (0-2-0-0 in ANA)	6 (1.5)	11 (2.8)	85 (21.2)	149 (37.2)	1-18 (5.6)	16-23 (69.6)
2001-02	1-2-1-0 (0-1-1-0 in ANA)	6 (1.5)	8 (2.0)	103 (25.7)	107 (26.7)	1-18 (5.6)	12-18 (66.6)
2002-03	1-2-0-1 (1-1-0-0 in ANA)	8 (2.0)	9 (2.3)	112 (28.0)	139 (34.8)	2-24 (8.3)	13-15 (86.6)
2003-04	1-2-1-0 (1-0-1-0 in ANA)	13 (3.3)	18 (4.5)	115 (28.8)	160 (40.0)	2-11 (18.2)	13-15 (86.6)
2005-06	1-3-0 (1-1-0 in ANA)	6 (1.5)	9 (2.3)	104 (26.0)	130 (32.5)	3-18 (16.7)	19-25 (76.0)
2006-07	2-2-0 (2-0-0 in ANA)	9 (2.3)	6 (1.5)	105 (26.3)	115 (28.8)	4-21 (19.0)	19-22 (86.4)
2007-08	2-1-1 (1-1-0 in ANA)	12 (3.0)	9 (2.3)	88 (22.0)	139 (34.8)	4-24 (16.7)	24-30 (80.0)
2008-09	1-3-0 (1-1-0 in ANA)	11 (2.8)	15 (3.8)	104 (26.0)	152 (38.0)	5-18 (27.8)	15-20 (75.0)
2009-10	2-1-1 (2-0-0 in ANA)	13 (3.3)	12 (3.0)	115 (28.8)	154 (38.5)	2-14 (14.3)	17-23 (73.9)
2010-11	1-3-0 (1-1-0 in ANA)	6 (1.5)	14 (3.5)	115 (28.8)	142 (35.5)	0-9 (0.0)	17-19 (89.5)
2011-12	1-2-1 (1-1-0 in ANA)	7 (1.8)	10 (2.5)	110 (27.5)	127 (31.8)	1-19 (5.2)	18-19 (94.7)
2012-13	1-2-0 (0-2-0 in ANA)	7 (2.3)	9 (3.0)	105 (35.0)	72 (24.0)	1-9 (11.1)	8-11 (72.3)
2013-14	1-2-0 (1-0-0 in ANA)	6 (3.0)	2 (1.0)	53 (26.5)	40 (20.0)	0-7 (0.0)	7-7 (100.0)
2014-15	2-0-0 (1-0-0 in ANA)	6 (3.0)	5 (2.5)	51 (25.5)	67 (33.5)	0-7 (0.0)	6-7 (85.7)
Totals	24-43-12 (18-18-4 in ANA)	184 (3.2)	239 (3.0)	2111 (26.7)	2679 (33.9)	52-343 (15.2)	288-371 (77.6)

ALL-TIME SERIES FAST FACTS

	Overall	@ Anaheim	@ Detroit
All-Time Series:	24-43-12	18-18-4	6-25-8
Current Streak:	Four Anaheim wins	Two Anaheim wins	Three Anaheim wins
Last Win by Anaheim:	Feb. 23, 2015 (4-3 SO)	Feb. 23, 2015 (4-3 SO)	Oct. 11, 2014 (3-2)
Last Win by Detroit:	Mar. 24, 2013 (2-1)	Mar. 24, 2013 (2-1)	Oct. 23, 2010 (5-4)
Last 10 games:	6-3-1	6-4-0	3-6-1
Overtime Record:	4-0-12	3-0-4	1-0-8
Longest Winning Streak:	Four games Dec. 7, 2013-present	Three games Mar. 7, 1999-Mar. 19, 2000	Three games Feb. 15, 2013-present
Longest Losing Streak:	Five games, two times Last: Dec. 1, 2008-Dec. 11, 2009	Three games Oct. 8, 1993-Feb. 3, 1995	Nine games Feb. 15, 2002-Oct. 3, 2007
Last Shutout by Anaheim:	Jan. 12, 2014 (1-0)	Jan. 12, 2014 (1-0)	Mar. 30, 1997 (1-0 OT)
Last Shutout by Detroit:	Dec. 3, 2010 (4-0)	Dec. 3, 2010 (4-0)	Nov. 5, 2011 (5-0)
Biggest Anaheim win:	Mar. 14, 2012 (4-0)	Mar. 14, 2012 (4-0)	Two wins by three goals
Biggest Detroit win:	Four wins by five goals	Two wins by five goals	Two wins by five goals



ALL-TIME SERIES SUMMARY

Season	Series Results	GF	GA	SF	SA	Power Play	Penalty Killing
1993-94	5-1-0 (2-1-0 in ANA)	23 (3.8)	13 (2.2)	179 (29.8)	202 (33.7)	4-25 (16.0)	21-26 (80.8)
1994-95	2-2-0 (2-0-0 in ANA)	10 (2.5)	11 (2.8)	125 (31.3)	142 (35.5)	2-18 (11.1)	16-21 (76.2)
1995-96	1-4-0 (1-1-0 in ANA)	5 (3.0)	11 (2.2)	150 (30.0)	157 (31.4)	3-25 (12.0)	19-23 (82.6)
1996-97	4-0-1 (2-0-1 in ANA)	18 (6.0)	8 (1.6)	155 (31.0)	166 (33.2)	3-18 (16.7)	19-22 (86.4)
1997-98	4-2-0 (2-1-0 in ANA)	17 (2.8)	14 (2.3)	126 (21.0)	186 (31.0)	4-31 (12.9)	37-42 (88.1)
1998-99	2-3-0 (1-2-0 in ANA)	12 (2.4)	15 (3.0)	128 (25.6)	163 (32.6)	5-28 (17.9)	24-27 (88.9)
1999-00	2-2-0 (2-0-0 in ANA)	8 (2.0)	9 (2.3)	105 (26.3)	130 (32.5)	0-13 (0.0)	13-15 (86.7)
2000-01	1-2-1 (1-0-1 in ANA)	11 (2.8)	13 (3.3)	94 (23.5)	126 (31.5)	5-25 (20.0)	18-19 (94.7)
2001-02	1-2-0-1 (1-1-0-0 in ANA)	5 (1.3)	8 (2.0)	121 (30.3)	121 (30.3)	2-18 (11.1)	13-14 (92.9)
2002-03	0-4-0-0 (0-2-0-0 in ANA)	5 (1.3)	11 (2.8)	106 (26.5)	95 (23.8)	2-18 (11.1)	15-18 (83.3)
2003-04	1-2-0-1 (1-1-0-0 in ANA)	7 (1.8)	8 (2.0)	110 (27.5)	99 (24.8)	3-10 (30.0)	13-13 (100)
2005-06	0-3-1 (0-2-0 in ANA)	11 (2.8)	17 (4.3)	119 (29.8)	125 (31.3)	2-22 (9.1)	21-28 (75.0)
2006-07	3-1-0 (2-0-0 in ANA)	15 (3.8)	9 (2.3)	102 (25.5)	102 (25.5)	3-13 (23.1)	14-15 (93.3)
2007-08	1-2-1 (0-1-1 in ANA)	5 (1.3)	12 (3.0)	102 (25.5)	96 (24.0)	0-15 (0.0)	17-20 (85.0)
2008-09	2-2-0 (0-2-0 in ANA)	12 (3.0)	13 (3.3)	150 (37.5)	132 (33.0)	5-23 (21.7)	19-23 (82.6)
2009-10	4-0-0 (2-0-0 in ANA)	20 (5.0)	9 (2.3)	161 (40.3)	135 (33.8)	8-25 (32.0)	16-18 (88.9)
2010-11	3-1-0 (1-1-0 in ANA)	11 (2.8)	8 (2.0)	122 (30.5)	101 (25.3)	3-17 (17.6)	12-13 (92.3)
2011-12	3-1-0 (1-1-0 in ANA)	13 (3.3)	6 (1.5)	108 (27.0)	110 (27.5)	3-11 (27.2)	4-5 (80.0)
2012-13	3-0-0 (1-0-0 in ANA)	8 (2.7)	2 (0.7)	96 (32.0)	80 (26.7)	2-13 (15.4)	10-10 (100.0)
2013-14	3-1-1 (3-0-0 in ANA)	16 (3.2)	14 (2.8)	184 (36.8)	126 (25.2)	1-22 (4.5)	10-12 (83.3)
2014-15	4-0-0 (2-0-0 in ANA)	13 (3.3)	5 (1.3)	102 (25.5)	95 (23.8)	3-8 (37.5)	10-11 (90.9)
Totals	49-35-7 (27-16-3 in ANA)	245 (2.7)	216 (2.4)	2645 (29.1)	2689 (29.5)	63-398 (15.8)	341-395 (86.3)

ALL-TIME SERIES FAST FACTS

	Overall	@ Anaheim	@ Edmonton
All-Time Series:	49-35-7	27-16-3	22-19-4
Current Streak:	Four Anaheim wins	Six Anaheim wins	Two Anaheim wins
Last Win by Anaheim:	Apr. 1, 2015 (5-1)	Apr. 1, 2015 (5-1)	Feb. 21, 2015 (2-1)
Last Win by Edmonton:	Apr. 6, 2014 (4-2)	Apr. 1, 2012 (2-1)	Apr. 6, 2014 (4-2)
Last 10 games:	8-1-1	8-2-0	8-1-1
Overtime Record:	7-2-7	2-2-3	5-0-4
Longest Winning Streak:	Six games	Six games	11 games
	Apr. 5, 2012-Jan. 3, 2014	Apr. 8, 2012-present	Dec. 27, 2007-Apr. 22, 2013
Longest Losing Streak:	Seven games	Four games	12 games
	Oct. 26, 2003-Feb. 2, 2004	Nov. 30, 2007-Mar. 27, 2009	Dec. 27, 1999-Apr. 13, 2006
Last Shutout by Anaheim:	Apr. 22, 2013 (3-0)	Apr. 5, 2002 (2-0)	Apr. 22, 2013 (3-0)
Last Shutout by Edmonton:	Dec. 2, 2007 (4-0)	Dec. 2, 2007 (4-0)	Jan. 15, 2003 (1-0)
Biggest Anaheim win:	Two wins by five goals	Apr. 11, 2010 (7-2)	Jan. 13, 2012 (5-0)
Biggest Edmonton win:	Four wins by four goals	Three wins by four goals	Nov. 30, 2007 (5-1)

ALL-TIME SERIES SUMMARY

Season	Series Results	GF	GA	SF	SA	Power Play	Penalty Killing
1993-94	0-2-0 (0-1-0 in ANA)	4 (2.0)	7 (3.5)	67 (33.5)	41 (20.5)	1-11 (9.1)	9-11 (81.8)
1994-95	Did not play						
1995-96	0-1-1 (0-1-0 in ANA)	6 (3.0)	7 (3.5)	53 (26.5)	58 (29.0)	1-5 (20.0)	10-11 (90.9)
1996-97	2-0-0 (1-0-0 in ANA)	6 (3.0)	2 (1.0)	49 (24.5)	60 (30.0)	2-6 (33.3)	9-9 (100.0)
1997-98	1-0-1 (1-0-0 in ANA)	11 (5.5)	6 (3.0)	58 (29.0)	84 (42.0)	2-7 (28.6)	12-13 (92.3)
1998-99	0-1-0 (0-1-0 in ANA)	2 (2.0)	5 (5.0)	27 (27.0)	41 (41.0)	1-2 (50.0)	3-4 (75.0)
1999-00	0-1-0-1 (0-1-0-0 in ANA)	3 (1.5)	8 (4.0)	58 (29.0)	58 (29.0)	0-11 (0.0)	5-9 (55.5)
2000-01	1-0-0-0 (1-0-0-0 in ANA)	3 (3.0)	2 (2.0)	31 (31.0)	25 (25.0)	1-8 (12.5)	4-4 (100.0)
2001-02	0-2-0-0 (0-1-0-0 in ANA)	1 (0.5)	8 (4.0)	57 (28.5)	52 (26.0)	0-7 (0.0)	4-5 (80.0)
2002-03	1-0-1-0 (0-0-1-0 in ANA)	6 (3.0)	5 (2.5)	62 (31.0)	54 (27.0)	1-8 (12.5)	4-7 (57.1)
2003-04	0-1-0-0 (0-0-0-0 in ANA)	2 (2.0)	3 (3.0)	34 (34.0)	40 (40.0)	0-1 (0.0)	1-2 (50.0)
2005-06	1-0-0 (1-0-0 in ANA)	1 (1.0)	0 (0.0)	31 (31.0)	30 (30.0)	0-7 (0.0)	7-7 (100.0)
2006-07	1-0-0 (0-0-0 in ANA)	5 (5.0)	4 (4.0)	36 (36.0)	31 (31.0)	1-4 (25.0)	4-4 (100.0)
2007-08	Did not play						
2008-09	0-1-0 (0-1-0 in ANA)	1 (1.0)	3 (3.0)	45 (45.0)	26 (26.0)	0-4 (0.0)	3-4 (75.0)
2009-10	1-0-0 (0-0-0 in ANA)	3 (3.0)	0 (0.0)	25 (25.0)	33 (33.0)	1-3 (33.3)	4-4 (100.0)
2010-11	1-0-0 (1-0-0 in ANA)	5 (5.0)	3 (3.0)	29 (29.0)	32 (32.0)	0-1 (0.0)	0-2 (0.0)
2011-12	1-0-0 (0-0-0 in ANA)	2 (2.0)	0 (0.0)	27 (27.0)	31 (31.0)	0-2 (0.0)	4-4 (100.0)
2012-13	Did not play						
2013-14	1-1-0 (1-0-0 in ANA)	8 (4.0)	5 (2.5)	74 (37.0)	55 (27.5)	1-6 (16.7)	5-5 (100.0)
2014-15	0-2-0 (0-1-0 in ANA)	4 (2.0)	12 (6.0)	68 (34.0)	55 (27.5)	1-5 (20.0)	5-9 (55.6)
Totals	11-12-4 (6-7-1 in ANA)	73 (2.7)	80 (3.0)	831 (30.8)	806 (29.9)	13-98 (13.3)	93-114 (81.6)

ALL-TIME SERIES FAST FACTS

	Overall	@ Anaheim	@ Florida
All-Time Series:	11-12-4	6-7-1	5-5-3
Current Streak:	Two Florida wins	One Florida win	Two Florida wins
Last Win by Anaheim:	Mar. 23, 2014 (6-2)	Mar. 23, 2014 (6-2)	Feb. 19, 2012 (2-0)
Last Win by Florida:	Feb. 10, 2015 (6-2)	Nov. 16, 2014 (6-2)	Feb. 10, 2015 (6-2)
Last 10 games:	6-4-0	4-5-1	4-4-2
Overtime Record:	1-0-4	1-0-1	0-0-3
Longest Winning Streak:	Three games	Two games, two times	Three games
	Feb. 1, 2010-Feb. 19, 2012	Last: Dec. 1, 2010-Mar. 23, 2014	Dec. 12, 2006-Feb. 19, 2012
Longest Losing Streak:	Three games, two times	Two games, two times	Two games
	Last: Mar. 21, 1999-Jan. 3, 2000	Last: Mar. 21, 1999-Jan. 3, 2000	Nov. 12, 2013-present
Last Shutout by Anaheim:	Feb. 19, 2012 (2-0)	Jan. 21, 2006 (1-0)	Feb. 19, 2012 (2-0)
Last Shutout by Florida:	Nov. 21, 2001 (6-0)	None	Nov. 21, 2001 (6-0)
Biggest Anaheim win:	Jan. 4, 1998 (8-3)	Jan. 4, 1998 (8-3)	Three wins by two goals
Biggest Florida win:	Nov. 21, 2001 (6-0)	Two wins by four goals	Nov. 21, 2001 (6-0)

ALL-TIME SERIES SUMMARY

Season	Series Results	GF	GA	SF	SA	Power Play	Penalty Killing
1993-94	2-4-0 (1-2-0 in ANA)	18 (3.0)	20 (3.3)	212 (35.3)	192 (32.0)	8-33 (24.2)	32-38 (94.2)
1994-95	2-1-2 (1-1-1 in ANA)	14 (2.8)	10 (2.0)	162 (32.4)	149 (29.8)	1-15 (6.6)	13-17 (76.4)
1995-96	2-3-1 (1-1-1 in ANA)	14 (2.5)	21 (3.5)	208 (34.7)	213 (35.5)	3-27 (11.1)	26-34 (76.5)
1996-97	3-1-1 (3-0-0 in ANA)	20 (4.0)	12 (2.4)	150 (30.0)	159 (31.8)	4-22 (18.2)	26-27 (96.3)
1997-98	1-3-1 (0-1-1 in ANA)	14 (2.8)	16 (3.2)	133 (26.6)	140 (28.0)	2-24 (8.3)	20-25 (80.0)
1998-99	5-1-0 (5-0-0 in ANA)	18 (3.0)	9 (1.5)	154 (25.7)	215 (35.8)	6-19 (31.6)	26-29 (89.7)
1999-00	2-1-2-1 (0-0-2-1 in ANA)	17 (2.8)	14 (2.3)	176 (29.3)	150 (25.0)	6-25 (24.0)	17-20 (85.0)
2000-01	2-1-1 (2-0-1 in ANA)	17 (3.4)	14 (2.8)	121 (24.2)	163 (32.6)	6-26 (23.1)	22-26 (84.6)
2001-02	0-3-1-1 (0-1-0 in ANA)	7 (1.4)	14 (2.8)	140 (28.0)	133 (26.6)	1-27 (3.7)	17-22 (77.3)
2002-03	2-2-1-0 (1-1-0 in ANA)	16 (3.2)	17 (3.4)	135 (27.0)	141 (28.2)	6-23 (26.0)	21-23 (91.3)
2003-04	1-3-1-1 (1-0-1 in ANA)	17 (2.8)	22 (3.6)	175 (29.2)	200 (33.3)	4-20 (20.0)	26-30 (86.6)
2005-06	5-1-2 (3-0-1 in ANA)	32 (4.0)	19 (2.4)	279 (34.9)	256 (32.0)	15-44 (34.1)	45-53 (84.9)
2006-07	4-2-2 (2-2-1 in ANA)	23 (2.9)	25 (3.1)	244 (30.5)	263 (32.9)	9-35 (25.7)	36-46 (78.3)
2007-08	6-2-0 (3-0-0 in ANA)*	23 (2.9)	20 (2.5)	247 (30.9)	224 (28.0)	6-35 (17.1)	31-40 (77.5)
2008-09	3-3-0 (2-1-0 in ANA)	15 (2.5)	15 (2.5)	163 (27.2)	157 (26.2)	5-29 (17.2)	26-33 (78.9)
2009-10	2-3-1 (1-1-1 in ANA)	16 (2.7)	21 (3.5)	161 (26.8)	206 (34.3)	6-19 (31.6)	19-24 (79.2)
2010-11	4-2-0 (2-1-0 in ANA)	12 (2.0)	10 (1.7)	138 (23.0)	175 (29.2)	3-14 (21.4)	21-23 (91.3)
2011-12	1-3-2 (1-2-0 in ANA)	13 (2.2)	18 (3.0)	162 (27.0)	209 (34.8)	3-20 (15.0)	19-23 (82.6)
2012-13	2-2-0 (2-0-0 in ANA)	13 (3.3)	14 (3.5)	93 (23.3)	115 (28.8)	5-12 (41.7)	9-14 (64.3)
2013-14	4-0-1 (1-0-1 in ANA)	12 (2.4)	7 (1.4)	114 (22.8)	186 (37.2)	2-21 (9.5)	19-20 (95.0)
2014-15	4-0-1 (3-0-0 in ANA)	16 (3.2)	14 (2.8)	167 (33.4)	144 (28.8)	4-20 (40.0)	12-16 (75.0)
Totals	57-41-24 (33-13-15 in ANA)	347 (2.8)	332 (2.7)	3532 (29.0)	3760 (30.8)	105-500 (21.0)	483-583 (82.4)

* Games at Old Arena in London, England not considered played in Anaheim or Los Angeles

ALL-TIME SERIES FAST FACTS

	Overall	@ Anaheim	@ Los Angeles
All-Time Series:	57-41-24	32-13-15*	24-27-9*
Current Streak:	Three Anaheim wins	Four Anaheim wins	One Anaheim win
Last Win by Anaheim:	Mar. 18, 2015 (3-2 OT)	Mar. 18, 2015 (3-2 OT)	Jan. 17, 2015 (3-2 SO)
Last Win by Los Angeles:	Nov. 15, 2014 (3-2 OT)	Dec. 3, 2013 (3-2 SO)	Nov. 15, 2014 (3-2 OT)
Last 10 games:	8-0-2	7-2-1	4-3-3
Overtime Record:	15-3-24	7-0-14	8-3-10
Longest Winning Streak:	Six games	Six games	Five games
	Apr. 18, 1998-Mar. 18, 1999	Nov. 13, 2007-Jan. 6, 2009	Jan. 28, 2006-Feb. 17, 2007
Longest Losing Streak:	Five games	Three games	Five games
	Jan. 8, 2009-Feb. 4, 2010	Dec. 16, 2001-Oct. 16, 2002	Nov. 16, 2011-Apr. 13, 2013
Last Shutout by Anaheim:	Jan. 25, 2014 (3-0)	Nov. 29, 2010 (2-0)	Jan. 25, 2014 (3-0)
Last Shutout by Los Angeles:	Jan. 14, 2010 (4-0)	None	Jan. 14, 2010 (4-0)
Biggest Anaheim win:	Seven wins by four goals	Six wins by four goals	Four wins by three goals
Biggest Los Angeles win:	Dec. 27, 1995 (7-1)	Feb. 7, 1998 (5-2)	Dec. 27, 1995 (7-1)

ALL-TIME SERIES SUMMARY

Season	Series Results	GF	GA	SF	SA	Power Play	Penalty Killing
2000-01	2-2-0 (1-1-0 in ANA)	6 (1.5)	9 (2.3)	112 (28.0)	115 (28.8)	2-17 (11.8)	22-24 (91.7)
2001-02	2-1-1-0 (1-1-0 in ANA)	13 (3.3)	10 (2.5)	91 (22.8)	109 (27.3)	4-16 (25.0)	18-19 (94.7)
2002-03	2-1-0-1 (1-0-0 in ANA)	4 (1.0)	6 (1.5)	102 (25.5)	107 (27.8)	0-10 (0.0)	12-12 (10.0)
2003-04	2-1-1-0 (2-0-0 in ANA)	10 (2.5)	5 (1.3)	121 (30.3)	87 (21.8)	4-13 (30.8)	13-15 (86.7)
2005-06	1-2-1 (1-0-1 in ANA)	9 (2.3)	13 (3.3)	126 (31.5)	117 (29.3)	2-25 (8.0)	20-23 (87.0)
2006-07	2-1-1 (2-0-0 in ANA)	10 (2.5)	9 (2.3)	131 (32.8)	116 (29.0)	3-20 (15.0)	21-24 (87.5)
2007-08	1-3-0 (0-2-0 in ANA)	7 (1.8)	14 (3.5)	115 (28.8)	94 (23.5)	2-18 (11.1)	12-16 (75.0)
2008-09	2-2-0 (1-1-0 in ANA)	9 (2.3)	8 (2.0)	140 (35.0)	108 (27.0)	1-14 (7.1)	13-15 (86.7)
2009-10	2-0-2 (2-0-0 in ANA)	14 (3.5)	12 (3.0)	108 (27.0)	126 (31.5)	3-12 (25.0)	11-16 (68.8)
2010-11	1-1-2 (1-0-1 in ANA)	10 (2.5)	12 (3.0)	142 (35.5)	106 (26.5)	3-17 (17.6)	10-13 (76.9)
2011-12	2-2-0 (0-2-0 in ANA)	10 (2.5)	11 (2.8)	102 (25.5)	105 (26.3)	3-16 (18.8)	11-15 (73.3)
2012-13	3-0-0 (2-0-0 in ANA)	8 (2.7)	4 (1.3)	81 (27.0)	91 (30.3)	1-6 (16.7)	8-9 (88.9)
2013-14	2-1-0 (1-1-0 in ANA)	8 (2.7)	8 (2.7)	94 (31.3)	90 (30.0)	2-8 (25.0)	6-10 (60.0)
2014-15	3-0-0 (1-0-0 in ANA)	9 (3.0)	6 (2.0)	71 (23.7)	86 (28.7)	0-11 (0.0)	9-12 (75.0)
Totals	27-17-9 (16-8-2 in ANA)	127 (2.4)	127 (2.4)	1536 (29.0)	1457 (27.5)	30-203 (14.8)	186-223 (83.4)

ALL-TIME SERIES FAST FACTS

	Overall	@ Anaheim	@ Minnesota
All-Time Series:	27-17-9	16-8-2	11-9-7
Current Streak:	Three Anaheim wins	One Anaheim win	Six Anaheim wins
Last Win by Anaheim:	Mar. 13, 2015 (2-1)	Oct. 17, 2014 (2-1)	Mar. 13, 2015 (2-1)
Last Win by Minnesota:	Jan. 28, 2014 (4-2)	Jan. 28, 2014 (4-2)	Feb. 18, 2011 (5-1)
Last 10 games:	9-1-0	6-3-1	6-1-3
Overtime Record:	3-0-9	1-0-2	2-0-7
Longest Winning Streak:	Six games	Three games, two times	Six games
	Feb. 14, 2012-Dec. 11, 2013	Last: Oct. 17, 2009-Dec. 12, 2010	Oct. 27, 2011-present
Longest Losing Streak:	Four games	Three games	Five games, two times
	Mar. 28, 2004-Jan. 7, 2006	Feb. 25, 2011-Dec. 4, 2011	Last: Feb. 4, 2009-Feb. 18, 2011
Last Shutout by Anaheim:	Jan. 17, 2009 (3-0)	Mar. 3, 2004 (2-0)	Jan. 17, 2009 (3-0)
Last Shutout by Minnesota:	Feb. 4, 2009 (3-0)	Oct. 14, 2007 (2-0)	Feb. 4, 2009 (3-0)
Biggest Anaheim win:	Oct. 6, 2000 (8-3)	Oct. 6, 2000 (8-3)	Dec. 18, 2001 (5-1)
Biggest Minnesota win:	Jan. 24, 2001 (5-0)	Jan. 24, 2001 (5-0)	Four goals, two times



ALL-TIME SERIES SUMMARY

Season	Series Results	GF	GA	SF	SA	Power Play	Penalty Killing
1993-94	0-2-0 (0-1-0 in ANA)	3 (1.5)	9 (4.5)	59 (29.5)	60 (30.0)	0-10 (0.0)	2-6 (33.3)
1994-95	Did not play						
1995-96	2-0-0 (1-0-0 in ANA)	8 (4.0)	4 (2.0)	67 (33.5)	56 (28.0)	3-10 (30.0)	11-12 (91.7)
1996-97	0-1-1 (0-1-0 in ANA)	11 (5.5)	12 (6.0)	67 (33.5)	71 (35.5)	4-12 (33.3)	4-9 (44.4)
1997-98	1-1-0 (0-1-0 in ANA)	8 (4.0)	8 (4.0)	52 (26.0)	58 (29.0)	4-13 (30.8)	7-11 (63.6)
1998-99	0-1-0 (0-0-0 in ANA)	0 (0.0)	1 (1.0)	30 (30.0)	24 (24.0)	0-3 (0.0)	2-3 (66.7)
1999-00	0-2-0-0 (0-1-0-0 in ANA)	2 (1.0)	4 (2.0)	56 (28.0)	46 (23.0)	0-7 (0.0)	5-6 (83.3)
2000-01	1-0-0-0 (1-0-0-0 in ANA)	4 (4.0)	2 (2.0)	23 (23.0)	29 (29.0)	1-6 (16.7)	4-5 (80.0)
2001-02	0-1-0-0 (0-0-0-0 in ANA)	1 (1.0)	3 (3.0)	25 (25.0)	18 (18.0)	0-7 (0.0)	4-4 (100.0)
2002-03	1-0-1-0 (1-0-0-0 in ANA)	5 (2.5)	3 (1.5)	56 (28.0)	49 (24.5)	0-5 (0.0)	4-5 (80.0)
2003-04	0-1-0-0 (0-1-0-0 in ANA)	2 (2.0)	5 (5.0)	38 (38.0)	24 (24.0)	0-3 (0.0)	1-2 (50.0)
2005-06	1-0-0 (0-0-0 in ANA)	5 (5.0)	3 (3.0)	37 (37.0)	24 (24.0)	1-6 (16.7)	5-7 (71.4)
2006-07	Did not play						
2007-08	1-0-0 (1-0-0 in ANA)	3 (3.0)	1 (1.0)	37 (37.0)	21 (21.0)	0-8 (0.0)	4-4 (100.0)
2008-09	1-0-0 (0-0-0 in ANA)	6 (6.0)	4 (4.0)	25 (25.0)	51 (51.0)	2-3 (66.7)	5-6 (83.3)
2009-10	0-0-1 (0-0-1 in ANA)	3 (3.0)	3 (3.0)	32 (32.0)	43 (43.0)	1-1 (100.0)	3-3 (100.0)
2010-11	1-0-0 (0-0-0 in ANA)	3 (3.0)	3 (3.0)	26 (26.0)	40 (40.0)	2-4 (50.0)	4-6 (66.7)
2011-12	1-0-0 (1-0-0 in ANA)	4 (4.0)	1 (1.0)	27 (27.0)	20 (20.0)	2-7 (28.6)	7-7 (100.0)
2012-13	Did not play						
2013-14	0-1-1 (0-0-1 in ANA)	4 (2.0)	7 (3.5)	74 (37.0)	56 (28.0)	1-9 (11.1)	9-11 (81.9)
2014-15	2-0-0 (1-0-0 in ANA)	5 (2.5)	2 (1.0)	56 (28.0)	62 (31.0)	0-4 (0.0)	4-6 (66.7)
Totals	12-10-4 (6-5-2 in ANA)	77 (3.0)	75 (2.9)	787 (30.3)	752 (28.9)	21-118 (17.8)	85-113 (75.2)

ALL-TIME SERIES FAST FACTS

	Overall	@ Anaheim	@ Montreal
All-Time Series:	12-10-4	6-5-2	6-5-2
Current Streak:	Two Anaheim wins	One Anaheim win	One Anaheim win
Last Win by Anaheim:	Mar. 4, 2015 (3-1)	Mar. 4, 2015 (3-1)	Dec. 18, 2014 (2-1)
Last Win by Montreal:	Mar. 5, 2014 (4-3 SO)	Mar. 5, 2014 (4-3 SO)	Oct. 24, 2013 (4-1)
Last 10 games:	7-1-2	5-3-2	5-4-1
Overtime Record:	2-1-4	0-1-2	2-0-2
Longest Winning Streak:	Three games	Two games	Three games
	Dec. 10, 2005-Oct. 25, 2008	Mar. 7, 2007-Mar. 5, 2003	Dec. 10, 2005-Jan. 22, 2011
Longest Losing Streak:	Three games	Three games	Three games
	Oct. 13, 1998-Nov. 22, 1999	Nov. 6, 1996-Nov. 22, 1999	Oct. 13, 1998-Oct. 9, 2002
Last Shutout by Anaheim:	None	None	None
Last Shutout by Montreal:	Oct. 13, 1998 (1-0)	None	Oct. 13, 1998 (1-0)
Biggest Anaheim win:	Two wins by three goals	Two wins by three goals	Two wins by two goals
Biggest Montreal win:	Four wins by three goals	Two wins by three goals	Two wins by three goals

ALL-TIME SERIES SUMMARY

Season	Series Results	GF	GA	SF	SA	Power Play	Penalty Killing
1998-99	2-2-0 (2-0-0 in ANA)	11 (2.8)	8 (2.0)	127 (31.8)	114 (28.5)	7-23 (30.4)	12-15 (80.0)
1999-00	4-0-0-0 (2-0-0-0 in ANA)	12 (3.0)	5 (1.3)	121 (30.3)	109 (27.3)	2-11 (18.2)	13-14 (92.9)
2000-01	1-1-2-0 (1-1-0-0 in ANA)	6 (1.5)	8 (2.0)	104 (26.0)	115 (28.8)	1-17 (5.9)	13-15 (86.7)
2001-02	3-1-0-0 (2-0-0-0 in ANA)	13 (3.3)	8 (2.0)	101 (25.3)	90 (22.5)	3-16 (18.8)	11-11 (100.0)
2002-03	3-1-0-0 (2-0-0-0 in ANA)	8 (2.0)	4 (1.0)	118 (29.5)	120 (30.0)	3-18 (16.7)	19-20 (95.0)
2003-04	1-1-0-2 (0-0-0-2 in ANA)	10 (2.0)	11 (3.3)	134 (35.0)	118 (30.6)	4-16 (18.2)	19-23 (78.6)
2005-06	3-0-1 (2-0-0 in ANA)	16 (4.0)	8 (2.0)	136 (34.0)	130 (32.5)	6-28 (21.4)	19-21 (90.5)
2006-07	2-1-1 (2-0-0 in ANA)	10 (2.5)	10 (2.5)	134 (33.5)	79 (19.8)	4-19 (21.1)	19-21 (90.5)
2007-08	3-1-0 (2-0-0 in ANA)	12 (3.0)	8 (2.0)	107 (26.8)	118 (29.5)	3-16 (18.8)	19-23 (82.6)
2008-09	2-1-1 (1-0-1 in ANA)	10 (2.5)	12 (3.0)	115 (28.8)	125 (31.3)	5-12 (41.7)	8-13 (61.5)
2009-10	2-2-0 (1-1-0 in ANA)	8 (2.0)	6 (1.5)	109 (27.3)	131 (32.8)	1-10 (10.0)	10-12 (83.3)
2010-11	1-3-0 (1-1-0 in ANA)	11 (2.8)	17 (4.3)	153 (38.3)	125 (31.3)	3-16 (18.8)	15-16 (93.8)
2011-12	0-4-0 (0-2-0 in ANA)	5 (1.3)	13 (3.3)	101 (25.3)	116 (29.0)	0-9 (0.0)	14-17 (82.4)
2012-13	3-0-0 (2-0-0 in ANA)	9 (3.0)	5 (1.7)	72 (24.0)	76 (25.3)	2-9 (22.2)	10-10 (100.0)
2013-14	2-1-0 (0-1-0 in ANA)	11 (3.7)	10 (3.3)	81 (27.0)	88 (29.3)	2-10 (20.0)	9-10 (90.0)
2014-15	3-0-0 (2-0-0 in ANA)	12 (4.0)	7 (2.3)	87 (29.0)	103 (34.3)	1-10 (10.0)	7-11 (63.6)
Totals	35-19-7 (22-6-3 in ANA)	164 (2.7)	140 (2.3)	1800 (29.5)	1757 (28.8)	47-240 (19.6)	217-252 (86.1)

ALL-TIME SERIES FAST FACTS

	Overall	@ Anaheim	@ Nashville
All-Time Series:	35-19-7	22-6-3	13-13-4
Current Streak:	Three Anaheim wins	Two Anaheim wins	Four Anaheim wins
Last Win by Anaheim:	Mar. 15, 2015 (4-2)	Mar. 15, 2015 (4-2)	Feb. 5, 2015 (5-2)
Last Win by Nashville:	Apr. 4, 2014 (5-2)	Apr. 4, 2014 (5-2)	Dec. 10, 2012 (3-2)
Last 10 games:	8-2-0	6-4-0	5-5-0
Overtime Record:	8-0-7	5-0-2	3-0-5
Longest Winning Streak:	Five games, two times	Six games	Four games
	Last, Jan. 26, 2013-Feb. 8, 2014	Nov. 1, 2005-Jan. 7, 2008	Feb. 16, 2013-present
Longest Losing Streak:	Six games	Three games	Four games
	Jan. 5, 2011-Mar. 18, 2012	Jan. 5, 2011-Mar. 18, 2012	Oct. 9, 2010-Dec. 10, 2012
Last Shutout by Anaheim:	Nov. 5, 2009 (4-0)	Nov. 5, 2009 (4-0)	None
Last Shutout by Nashville:	Oct. 29, 2011 (3-0)	Mar. 12, 2010 (1-0)	Oct. 29, 2011 (3-0)
Biggest Anaheim win:	Dec. 16, 1998 (6-1)	Dec. 16, 1998 (6-1)	Apr. 7, 2000 (5-1)
Biggest Nashville win:	Eight wins by three goals	Three wins by three goals	Five wins by three goals

ALL-TIME SERIES SUMMARY

Season	Series Results	GF	GA	SF	SA	Power Play	Penalty Killing
1993-94	0-2-0 (0-1-0 in ANA)	3 (1.5)	10 (5.0)	41 (20.5)	67 (33.5)	1-8 (12.5)	9-12 (75.0)
1994-95	Did not play						
1995-96	2-0-0 (1-0-0 in ANA)	10 (5.0)	3 (1.5)	50 (25.0)	56 (28.0)	1-5 (20.0)	6-6 (100.0)
1996-97	1-1-0 (1-0-0 in ANA)	6 (3.0)	6 (3.0)	64 (32.0)	64 (32.0)	0-8 (0.0)	7-8 (87.5)
1997-98	1-1-0 (1-0-0 in ANA)	2 (1.0)	3 (1.5)	44 (22.0)	57 (28.5)	0-8 (0.0)	5-5 (100.0)
1998-99	0-2-0 (0-1-0 in ANA)	4 (2.0)	11 (5.5)	49 (24.5)	64 (32.0)	1-8 (12.5)	5-8 (62.5)
1999-00	0-2-0-0 (0-1-0-0 in ANA)	3 (1.5)	5 (2.5)	54 (27.0)	59 (29.5)	0-4 (0.0)	2-4 (50.0)
2000-01	0-2-0-0 (0-1-0-0 in ANA)	4 (2.0)	9 (4.5)	52 (26.0)	64 (32.0)	2-6 (33.3)	4-8 (50.0)
2001-02	1-0-0-0 (1-0-0-0 in ANA)	2 (2.0)	1 (1.0)	19 (9.0)	45 (45.0)	1-1 (100.0)	3-4 (75.0)
2002-03	0-1-0-1 (0-1-0-1 in ANA)	3 (1.5)	6 (3.0)	55 (27.5)	61 (30.5)	0-6 (0.0)	5-5 (100.0)
2003-04	0-0-1-0 (0-0-1-0 in ANA)	3 (3.0)	3 (3.0)	36 (36.0)	36 (36.0)	1-7 (14.3)	3-4 (75.0)
2005-06	Did not play						
2006-07	1-0-0 (1-0-0 in ANA)	4 (4.0)	2 (2.0)	37 (37.0)	25 (25.0)	0-6 (0.0)	5-6 (83.3)
2007-08	1-0-0 (0-0-0 in ANA)	2 (2.0)	1 (1.0)	24 (24.0)	35 (35.0)	0-2 (0.0)	5-5 (100.0)
2008-09	1-0-0 (1-0-0 in ANA)	4 (4.0)	3 (3.0)	34 (34.0)	21 (21.0)	0-4 (0.0)	1-2 (50.0)
2009-10	0-1-0 (0-0-0 in ANA)	1 (1.0)	3 (3.0)	32 (32.0)	25 (25.0)	0-6 (0.0)	3-3 (100.0)
2010-11	0-1-0 (0-1-0 in ANA)	1 (1.0)	2 (2.0)	28 (28.0)	27 (27.0)	1-3 (33.3)	4-4 (100.0)
2011-12	0-0-1 (0-0-0 in ANA)	2 (2.0)	2 (2.0)	38 (38.0)	27 (27.0)	0-3 (0.0)	1-1 (0.0)
2012-13	Did not play						
2013-14	1-0-1 (0-0-1 in ANA)	6 (3.0)	6 (3.0)	49 (24.5)	46 (23.0)	2-9 (22.2)	4-7 (57.1)
2014-15	2-0-0 (1-0-0 in ANA)	7 (3.5)	2 (1.0)	65 (32.5)	42 (21.0)	1-4 (25.0)	3-4 (75.0)
Totals	11-13-4 (7-6-2 in ANA)	67 (2.4)	78 (2.8)	771 (27.5)	821 (29.3)	11-98 (11.2)	75-96 (78.1)

ALL-TIME SERIES FAST FACTS

	Overall	@ Anaheim	@ New Jersey
All-Time Series:	11-13-4	7-6-2	4-7-2
Current Streak:	Three Anaheim wins	One Anaheim win	Two Anaheim wins
Last Win by Anaheim:	Mar. 29, 2015 (2-1)	Jan. 16, 2015 (5-1)	Mar. 29, 2015 (2-1)
Last Win by New Jersey:	Nov. 20, 2013 (4-3 OT)	Nov. 20, 2013 (4-3 OT)	Feb. 17, 2012 (3-2 SD)
Last 10 games:	6-2-2	4-4-2	3-5-2
Overtime Record:	1-0-4	0-0-2	1-0-2
Longest Winning Streak:	Three games, two times Last: Dec. 20, 2013-present	Three games Nov. 5, 1995-Nov. 26, 1997	Two games Dec. 20, 2013-present
Longest Losing Streak:	Seven games Mar. 18, 1998-Nov. 22, 2000	Three games Jan. 20, 1999-Nov. 22, 2000	Six games Dec. 28, 1999-Nov. 12, 2003
Last Shutout by Anaheim:	Nov. 26, 1997 (2-0)	Nov. 26, 1997 (2-0)	None
Last Shutout by New Jersey:	Mar. 18, 1998 (3-0)	None	Mar. 18, 1998 (3-0)
Biggest Anaheim win:	Nov. 5, 1995 (6-1)	Nov. 5, 1995 (6-1)	Feb. 11, 1996 (4-2)
Biggest New Jersey win:	Mar. 31, 1999 (7-1)	Two wins by three goals	Mar. 31, 1999 (7-1)

ALL-TIME SERIES SUMMARY

Season	Series Results	GF	GA	SF	SA	Power Play	Penalty Killing
1993-94	1-1-0 (0-1-0 in ANA)	6 (3.0)	4 (2.0)	53 (26.5)	67 (33.5)	1-6 (16.7)	4-5 (80.0)
1994-95	Did not play						
1995-96	1-1-0 (1-0-0 in ANA)	5 (2.5)	5 (2.5)	72 (36.0)	58 (29.0)	1-11 (9.0)	9-11 (81.8)
1996-97	0-1-1 (0-0-1 in ANA)	5 (2.5)	6 (3.0)	57 (28.5)	52 (26.0)	0-6 (0.0)	5-6 (83.3)
1997-98	1-1-0 (0-1-0 in ANA)	6 (3.0)	7 (3.5)	56 (28.0)	70 (35.0)	2-10 (20.0)	10-10 (100.0)
1998-99	0-0-2 (0-0-1 in ANA)	4 (2.0)	4 (2.0)	67 (33.5)	65 (32.5)	2-7 (28.6)	6-6 (100.0)
1999-00	0-1-0-0 (0-1-0-0 in ANA)	2 (2.0)	4 (4.0)	32 (32.0)	27 (27.0)	0-5 (0.0)	2-2 (100.0)
2000-01	2-0-0-0 (1-0-0-0 in ANA)	6 (3.0)	4 (2.0)	63 (31.5)	49 (24.5)	3-9 (33.3)	6-6 (100.0)
2001-02	0-1-0-0 (0-0-0-0 in ANA)	3 (3.0)	5 (5.0)	37 (37.0)	26 (26.0)	0-5 (0.0)	2-2 (100.0)
2002-03	0-0-1-0 (0-0-1-0 in ANA)	2 (2.0)	2 (2.0)	31 (31.0)	33 (33.0)	0-5 (0.0)	4-4 (100.0)
2003-04	0-2-0-0 (0-1-0-0 in ANA)	2 (1.0)	7 (3.5)	64 (32.0)	49 (24.5)	2-11 (18.2)	8-10 (80.0)
2005-06	Did not play						
2006-07	0-0-1 (0-0-1 in ANA)	4 (4.0)	4 (4.0)	50 (50.0)	24 (24.0)	2-6 (33.3)	2-3 (66.7)
2007-08	1-0-0 (0-0-0 in ANA)	3 (3.0)	0 (0.0)	26 (26.0)	25 (25.0)	1-6 (16.7)	1-1 (100.0)
2008-09	0-1-0 (0-0-0 in ANA)	1 (1.0)	2 (2.0)	40 (40.0)	14 (14.0)	1-5 (20.0)	0-1 (0.0)
2009-10	1-0-0 (1-0-0 in ANA)	5 (5.0)	4 (4.0)	39 (39.0)	31 (31.0)	1-2 (50.0)	1-3 (33.3)
2010-11	1-1-0 (1-0-0 in ANA)	3 (1.5)	3 (1.5)	46 (23.0)	56 (28.0)	1-7 (14.3)	8-9 (88.9)
2011-12	1-0-0 (1-0-0 in ANA)	4 (4.0)	2 (2.0)	20 (20.0)	21 (21.0)	0-2 (0.0)	3-3 (100.0)
2012-13	Did not play						
2013-14	2-0-0 (1-0-0 in ANA)	10 (5.0)	5 (2.5)	62 (31.0)	58 (29.0)	1-4 (25.0)	4-5 (80.0)
2014-15	1-0-1 (0-0-1 in ANA)	5 (2.5)	5 (2.5)	58 (29.0)	67 (33.5)	1-2 (50.0)	5-7 (71.4)
Totals	12-10-6 (6-4-5 in ANA)	76 (2.7)	73 (2.6)	873 (31.2)	792 (28.3)	19-109 (17.4)	80-94 (84.1)

ALL-TIME SERIES FAST FACTS

	Overall	@ Anaheim	@ New York
All-Time Series:	12-10-6	6-4-5	6-6-1
Current Streak:	One Anaheim win	One New York win	Two Anaheim wins
Last Win by Anaheim:	Mar. 28, 2015 (3-2)	Dec. 9, 2013 (5-2)	Mar. 28, 2015 (3-2)
Last Win by New York:	Nov. 5, 2014 (3-2 OT)	Nov. 5, 2014 (3-2 OT)	Dec. 16, 2010 (3-2)
Last 10 games:	7-2-1	5-2-3	5-4-1
Overtime Record:	2-1-6	2-1-3	0-0-3
Longest Winning Streak:	Three games Jan. 6, 2012-Dec. 21, 2013	Four games Mar. 19, 2010-Dec. 9, 2013	Two games Dec. 21, 2013-present
Longest Losing Streak:	Three games Last: Nov. 1, 2003-Oct. 11, 2006	Two games Mar. 12, 2004-Oct. 22, 2006	Two games, three times Last: Jan. 21, 2009-Dec. 16, 2010
Last Shutout by Anaheim:	Nov. 10, 2010 (1-0)	Nov. 10, 2010 (1-0)	Feb. 5, 2008 (3-0)
Last Shutout by New York:	None	None	None
Biggest Anaheim win:	Dec. 9, 2013 (5-2)	Dec. 9, 2013 (5-2)	Three games by two goals Nov. 1, 2003 (4-1)
Biggest New York win:	Two games by three goals	Oct. 19, 1997 (5-2)	



ALL-TIME SERIES SUMMARY

Season	Series Results	GF	GA	SF	SA	Power Play	Penalty Killing
1993-94	2-0-0 (1-0-0 in ANA)	7 (3.5)	4 (2.0)	73 (36.5)	72 (36.0)	3-11 (27.3)	10-11 (90.9)
1994-95	Did not play						
1995-96	1-1-0 (1-0-0 in ANA)	8 (4.0)	9 (4.5)	47 (23.5)	76 (38.0)	2-16 (12.5)	7-12 (58.3)
1996-97	1-1-0 (1-0-0 in ANA)	7 (3.5)	5 (2.5)	57 (23.5)	76 (38.0)	1-8 (12.5)	5-8 (62.5)
1997-98	1-0-1 (0-0-1 in ANA)	6 (3.0)	5 (2.5)	50 (25.0)	69 (34.5)	0-4 (0.0)	9-10 (90.0)
1998-99	2-0-0 (1-0-0 in ANA)	7 (3.5)	2 (1.0)	44 (22.0)	43 (21.5)	2-12 (16.7)	14-14 (100.0)
1999-00	0-0-1 (0-0-1 in ANA)	3 (3.0)	4 (4.0)	39 (39.0)	22 (22.0)	1-2 (50.0)	3-4 (75.0)
2000-01	2-0-0 (1-0-0 in ANA)	10 (5.0)	7 (3.5)	71 (35.5)	58 (29.0)	2-11 (18.2)	7-10 (70.0)
2001-02	1-0-0 (0-0-0 in ANA)	4 (2.0)	2 (2.0)	15 (15.0)	35 (35.0)	0-1 (0.0)	8-8 (100.0)
2002-03	0-1-0 (0-1-0 in ANA)	4 (2.0)	9 (4.5)	68 (34.0)	56 (28.0)	0-8 (0.0)	6-7 (85.7)
2003-04	1-0-0 (0-0-0 in ANA)	3 (3.0)	1 (1.0)	23 (23.0)	39 (39.0)	2-5 (40.0)	4-4 (100.0)
2005-06	Did not play						
2006-07	0-0-1 (0-0-1 in ANA)	3 (3.0)	4 (4.0)	33 (33.0)	34 (34.0)	0-6 (0.0)	7-9 (77.8)
2007-08	1-0-0 (0-0-0 in ANA)	4 (4.0)	1 (1.0)	19 (19.0)	33 (33.0)	1-2 (50.0)	4-4 (100.0)
2008-09	0-2-0 (0-1-0 in ANA)	3 (2.5)	7 (3.5)	54 (27.0)	59 (29.5)	1-8 (12.5)	9-12 (75.0)
2009-10	0-1-0 (0-0-0 in ANA)	0 (0.0)	3 (3.0)	18 (18.0)	38 (38.0)	0-4 (0.0)	3-5 (60.0)
2010-11	1-0-0 (1-0-0 in ANA)	5 (5.0)	2 (2.0)	33 (33.0)	32 (32.0)	0-3 (0.0)	2-3 (66.7)
2011-12	1-0-1 (0-0-0 in ANA)*	2 (1.0)	2 (1.0)	56 (28.0)	40 (20.0)	0-8 (0.0)	11-11 (100.0)
2012-13	Did not play						
2013-14	2-0-0 (1-0-0 in ANA)	8 (4.0)	1 (0.5)	62 (31.0)	67 (33.5)	0-8 (0.0)	5-5 (100.0)
2014-15	0-2-0 (0-1-0 in ANA)	3 (1.5)	11 (5.5)	63 (31.5)	59 (29.5)	1-4 (25.0)	2-3 (66.7)
Totals	16-8-5 (8-3-2 in ANA)	86 (3.0)	79 (2.7)	825 (28.4)	908 (31.3)	18-131 (13.7)	116-140 (82.9)

* - Game at Globe Arena in Stockholm, Sweden not considered played in Anaheim

ALL-TIME SERIES FAST FACTS

	Overall	@ Anaheim	@ New York
All-Time Series:	16-8-5	8-3-2	7-5-3
Current Streak:	Two New York wins	One New York win	One New York win
Last Win by Anaheim:	Nov. 4, 2013 (2-1)	Oct. 10, 2013 (6-0)	Nov. 4, 2013 (2-1)
Last Win by New York:	Mar. 22, 2015 (7-2)	Jan. 7, 2015 (4-1)	Mar. 22, 2015 (7-2)
Last 10 games:	4-5-1	5-3-2	5-3-2
Overtime Record:	1-0-5	1-0-2	0-0-3
Longest Winning Streak:	Three games, two times Last: Oct. 16, 2000-Nov. 25, 2001	Five games Jan. 28, 1994-Nov. 18, 1998	Three games Apr. 2, 1999-Nov. 25, 2001
Longest Losing Streak:	Three games Dec. 16, 2008-Oct. 11, 2009	Three games Nov. 1, 2006-Dec. 16, 2009	Three games Jan. 20, 2009-Nov. 3, 2011
Last Shutout by Anaheim:	Oct. 10, 2013 (6-0)	Oct. 10, 2013 (6-0)	None
Last Shutout by New York:	Oct. 11, 2009 (3-0)	None	Oct. 11, 2009 (3-0)
Biggest Anaheim win:	Oct. 10, 2013 (6-0)	Oct. 10, 2013 (6-0)	Two wins by three goals Mar. 22, 2015 (7-2)
Biggest New York win:	Mar. 22, 2015 (7-2)	Feb. 21, 2003 (6-2)	Mar. 22, 2015 (7-2)

ALL-TIME SERIES SUMMARY

Season	Series Results	GF	GA	SF	SA	Power Play	Penalty Killing
1993-94	1-1-0 (1-0-0 in ANA)	6 (3.0)	5 (2.5)	47 (23.5)	56 (28.0)	1-8 (12.5)	8-8 (100.0)
1994-95	Did not play						
1995-96	2-0-0 (1-0-0 in ANA)	7 (3.5)	4 (2.0)	49 (24.5)	54 (27.0)	1-11 (9.0)	7-9 (77.7)
1996-97	2-0-0 (1-0-0 in ANA)	8 (4.0)	4 (2.0)	44 (22.0)	68 (34.0)	1-6 (16.7)	7-8 (87.5)
1997-98	1-0-1 (0-0-1 in ANA)	6 (3.0)	3 (1.5)	42 (21.0)	77 (38.5)	3-8 (37.5)	11-12 (91.7)
1998-99	0-0-2 (0-0-1 in ANA)	4 (2.0)	4 (2.0)	37 (18.5)	82 (41.0)	0-4 (0.0)	8-9 (88.9)
1999-00	0-2-0 (0-1-0 in ANA)	2 (1.0)	6 (3.0)	53 (26.5)	65 (32.5)	2-5 (40.0)	2-5 (40.0)
2000-01	0-1-0 (0-0-0 in ANA)	1 (1.0)	4 (4.0)	31 (31.0)	31 (31.0)	0-4 (0.0)	5-5 (100.0)
2001-02	0-1-0 (0-1-0 in ANA)	2 (2.0)	4 (4.0)	18 (18.0)	19 (19.0)	0-4 (0.0)	3-5 (60.0)
2002-03	1-1-0 (1-0-0 in ANA)	4 (2.0)	5 (2.5)	52 (26.0)	53 (26.0)	1-7 (14.3)	6-7 (85.7)
2003-04	0-1-0 (0-1-0 in ANA)	0 (0.0)	3 (3.0)	27 (27.0)	28 (28.0)	0-3 (0.0)	3-3 (100.0)
2005-06	1-0-0 (0-0-0 in ANA)	3 (3.0)	3 (3.0)	39 (39.0)	33 (33.0)	1-4 (25.0)	3-4 (75.0)
2006-07	Did not play						
2007-08	1-0-0 (1-0-0 in ANA)	3 (3.0)	1 (1.0)	31 (31.0)	25 (25.0)	2-6 (33.3)	4-4 (100.0)
2008-09	1-0-0 (0-0-0 in ANA)	4 (4.0)	3 (3.0)	32 (32.0)	30 (30.0)	1-3 (33.3)	5-7 (71.4)
2009-10	0-0-1 (0-0-1 in ANA)	3 (3.0)	3 (3.0)	36 (36.0)	29 (29.0)	0-3 (0.0)	4-5 (80.0)
2010-11	1-0-0 (0-0-0 in ANA)	1 (0.0)	1 (1.0)	27 (27.0)	40 (40.0)	0-0 (0.0)	2-2 (100.0)
2011-12	1-0-0 (1-0-0 in ANA)	2 (2.0)	1 (1.0)	29 (29.0)	32 (32.0)	0-3 (0.0)	2-2 (100.0)
2012-13	Did not play						
2013-14	2-0-0 (1-0-0 in ANA)	6 (3.0)	2 (1.0)	84 (42.0)	58 (29.0)	0-11 (0.0)	4-5 (100.0)
2014-15	0-2-0 (0-1-0 in ANA)	2 (1.0)	9 (4.5)	64 (29.5)	67 (32.5)	0-5 (0.0)	5-6 (83.3)
Totals	14-9-4 (7-4-3 in ANA)	64 (2.4)	65 (2.4)	742 (27.5)	847 (31.4)	13-95 (13.7)	89-106 (84.0)

ALL-TIME SERIES FAST FACTS

	Overall	@ Anaheim	@ Ottawa
All-Time Series:	14-9-4	7-4-3	7-5-1
Current Streak:	Two Ottawa wins	One Ottawa win	One Ottawa win
Last Win by Anaheim:	Oct. 25, 2013 (2-1)	Oct. 13, 2013 (4-1)	Oct. 25, 2013 (2-1)
Last Win by Ottawa:	Feb. 25, 2015 (3-0)	Feb. 25, 2015 (3-0)	Dec. 19, 2014 (6-2)
Last 10 games:	7-2-1	4-4-2	5-4-1
Overtime Record:	3-0-4	0-0-3	3-0-1
Longest Winning Streak:	Five games Mar. 13, 1994-Mar. 5, 1997	Three games Mar. 13, 1994-Mar. 5, 1997	Four games Jan. 19, 2006-Oct. 25, 2013
Longest Losing Streak:	Five games Nov. 13, 1999-Jan. 16, 2003	Two games Jan. 12, 2000-Jan. 29, 2003	Three games Nov. 13, 1999-Jan. 16, 2003
Last Shutout by Anaheim:	None	None	None
Last Shutout by Ottawa:	Feb. 25, 2015 (3-0)	Feb. 25, 2015 (3-0)	None
Biggest Anaheim win:	Mar. 13, 1994 (5-1)	Mar. 13, 1994 (5-1)	Mar. 22, 1998 (5-2)
Biggest Ottawa win:	Dec. 19, 2014 (6-2)	Two wins by three goals	Dec. 19, 2014 (6-2)

ALL-TIME SERIES SUMMARY

Season	Series Results	GF	GA	SF	SA	Power Play	Penalty Killing
1993-94	2-0-0 (1-0-0 in ANA)	9 (4.5)	5 (2.5)	61 (30.5)	60 (30.0)	0-11 (0.0)	5-8 (62.5)
1994-95	Did not play						
1995-96	0-1-1 (0-1-0 in ANA)	4 (2.0)	6 (3.0)	40 (20.0)	66 (33.0)	1-10 (10.0)	9-11 (81.8)
1996-97	0-2-0 (0-1-0 in ANA)	3 (1.5)	7 (3.5)	39 (19.5)	67 (33.5)	1-5 (20.0)	4-6 (66.7)
1997-98	0-0-2 (0-0-1 in ANA)	5 (2.5)	5 (2.5)	55 (27.5)	62 (31.0)	1-9 (11.1)	6-8 (75.0)
1998-99	1-1-0 (1-0-0 in ANA)	6 (3.0)	8 (4.0)	46 (23.0)	64 (32.0)	4-13 (30.8)	11-16 (68.8)
1999-00	0-0-2-0 (0-0-1-0 in ANA)	6 (3.0)	6 (3.0)	52 (26.0)	81 (40.5)	2-6 (33.3)	5-8 (62.5)
2000-01	1-0-0-0 (0-0-0-0 in ANA)	4 (4.0)	3 (3.0)	23 (23.0)	32 (32.0)	1-3 (33.3)	0-3 (0.0)
2001-02	1-1-0-0 (1-0-0-0 in ANA)	6 (3.0)	6 (3.0)	47 (23.5)	55 (27.5)	1-6 (0.0)	6-7 (100.0)
2002-03	0-1-0-0 (0-1-0-0 in ANA)	0 (0.0)	1 (1.0)	28 (28.0)	25 (25.0)	0-7 (0.0)	4-5 (80.0)
2003-04	1-0-0-0 (1-0-0-0 in ANA)	4 (4.0)	3 (3.0)	29 (29.0)	35 (35.0)	1-8 (12.5)	4-4 (100.0)
2005-06	Did not play						
2006-07	0-1-0 (0-1-0 in ANA)	4 (4.0)	7 (7.0)	41 (41.0)	16 (16.0)	2-6 (33.3)	2-5 (40.0)
2007-08	0-1-0 (0-0-0 in ANA)	0 (0.0)	3 (3.0)	27 (27.0)	25 (25.0)	0-3 (0.0)	2-3 (66.7)
2008-09	0-0-1 (0-0-1 in ANA)	4 (4.0)	4 (4.0)	27 (27.0)	32 (32.0)	2-4 (50.0)	5-6 (83.3)
2009-10	1-0-0 (0-0-0 in ANA)	2 (2.0)	2 (2.0)	33 (33.0)	35 (35.0)	0-4 (0.0)	5-7 (71.4)
2010-11	2-0-0 (1-0-0 in ANA)	8 (4.0)	4 (2.0)	49 (24.5)	79 (39.5)	1-6 (16.7)	7-7 (100.0)
2011-12	0-0-1 (0-0-1 in ANA)	3 (3.0)	4 (4.0)	22 (22.0)	47 (47.0)	1-3 (33.3)	6-9 (66.7)
2012-13	Did not play						
2013-14	2-0-0 (1-0-0 in ANA)	8 (4.0)	5 (2.5)	65 (32.5)	58 (29.0)	0-3 (0.0)	5-7 (71.4)
2014-15	2-0-0 (1-0-0 in ANA)	7 (3.5)	7 (3.5)	61 (30.5)	77 (38.5)	1-7 (14.3)	3-6 (50.0)
Totals	13-8-7 (7-4-4 in ANA)	83 (3.0)	86 (3.1)	745 (26.6)	916 (32.7)	19-114 (16.7)	89-126 (70.6)

ALL-TIME SERIES FAST FACTS

	Overall	@ Anaheim	@ Philadelphia
All-Time Series:	13-8-7	7-4-4	6-4-3
Current Streak:	Four Anaheim wins	Two Anaheim wins	Four Anaheim wins
Last Win by Anaheim:	Dec. 3, 2014 (5-4 SO)	Dec. 3, 2014 (5-4 SO)	Oct. 14, 2014 (4-3 OT)
Last Win by Philadelphia:	Dec. 2, 2011 (4-3 OT)	Dec. 2, 2011 (4-3 OT)	Feb. 2, 2008 (3-0)
Last 10 games:	7-1-2	5-2-3	5-3-2
Overtime Record:	5-0-7	2-0-4	3-0-3
Longest Winning Streak:	Four games	Two games	Four games
	Oct. 29, 2013-present	Jan. 30, 2014-present	Oct. 10, 2009-present
Longest Losing Streak:	Three games	Two games, two times	Two games
	Nov. 15, 2006-Jan. 2, 2009	Last: Nov. 15, 2006-Jan. 2, 2009	Mar. 21, 2002-Feb. 2, 2008
Last Shutout by Anaheim:	None	None	None
Last Shutout by Philadelphia:	Feb. 2, 2008 (3-0)	Jan. 3, 2003 (1-0)	Feb. 2, 2008 (3-0)
Biggest Anaheim win:	Two wins by three goals	Two wins by three goals	Five wins by one goal
Biggest Philadelphia win:	Four wins by three goals	Nov. 15, 2006 (7-4)	Three wins by three goals

ALL-TIME SERIES SUMMARY

Season	Series Results	GF	GA	SF	SA	Power Play	Penalty Killing
1993-94	0-1-1 (0-1-0 in ANA)	6 (3.0)	7 (3.5)	71 (35.5)	61 (30.5)	2-7 (28.6)	7-9 (77.7)
1994-95	Did not play						
1995-96	1-1-0 (1-0-0 in ANA)	8 (4.0)	8 (4.0)	56 (28.0)	74 (37.0)	1-11 (9.0)	8-12 (66.6)
1996-97	0-2-0 (0-1-0 in ANA)	6 (3.0)	12 (6.0)	58 (29.0)	56 (28.0)	2-7 (28.6)	8-11 (72.7)
1997-98	0-2-0 (0-1-0 in ANA)	2 (1.0)	8 (4.0)	55 (27.5)	40 (20.0)	1-12 (8.3)	8-9 (88.9)
1998-99	1-0-1 (1-0-0 in ANA)	9 (4.5)	7 (3.5)	64 (32.0)	83 (41.5)	4-9 (44.4)	9-11 (81.8)
1999-00	2-0-0-0 (1-0-0-0 in ANA)	9 (4.5)	2 (1.0)	67 (33.5)	45 (22.5)	3-11 (27.3)	7-7 (100.0)
2000-01	0-1-0-0 (0-0-0-0 in ANA)	2 (2.0)	3 (3.0)	25 (25.0)	27 (27.0)	0-3 (0.0)	3-4 (75.0)
2001-02	2-0-0-0 (1-0-0-0 in ANA)	8 (4.0)	4 (2.0)	48 (24.0)	74 (37.0)	2-9 (0.0)	7-8 (75.0)
2002-03	1-0-0-0 (1-0-0-0 in ANA)	5 (5.0)	0 (0.0)	47 (47.0)	19 (19.0)	1-5 (20.0)	3-3 (100.0)
2003-04	0-1-0-0 (0-0-0-0 in ANA)	1 (1.0)	2 (2.0)	27 (27.0)	28 (28.0)	0-3 (0.0)	2-3 (66.6)
2005-06	Did not play						
2006-07	1-0-0 (1-0-0 in ANA)	3 (3.0)	2 (2.0)	40 (40.0)	17 (17.0)	2-9 (22.2)	2-2 (100.0)
2007-08	0-1-0 (0-0-0 in ANA)	4 (4.0)	5 (5.0)	23 (23.0)	29 (29.0)	1-5 (20.0)	4-5 (80.0)
2008-09	0-1-0 (0-0-0 in ANA)	1 (1.0)	3 (3.0)	22 (22.0)	24 (24.0)	1-4 (25.0)	3-3 (100.0)
2009-10	0-2-0 (0-1-0 in ANA)	5 (2.5)	9 (4.5)	54 (27.0)	53 (26.5)	0-5 (0.0)	12-13 (92.3)
2010-11	1-0-0 (1-0-0 in ANA)	3 (3.0)	2 (2.0)	19 (19.0)	32 (32.0)	0-2 (0.0)	3-4 (75.0)
2011-12	1-0-0 (0-0-0 in ANA)	2 (2.0)	1 (1.0)	29 (29.0)	26 (26.0)	0-3 (0.0)	1-1 (100.0)
2012-13	Did not play						
2013-14	0-1-1 (0-0-1 in ANA)	3 (1.5)	5 (2.5)	59 (29.5)	44 (22.0)	0-4 (0.0)	5-6 (83.3)
2014-15	0-2-0 (0-1-0 in ANA)	6 (3.0)	11 (5.5)	58 (29.0)	60 (30.0)	3-9 (33.3)	7-8 (87.5)
Totals	10-15-3 (7-5-1 in ANA)	83 (3.0)	91 (3.3)	822 (29.4)	792 (28.3)	23-118 (19.5)	99-119 (83.2)

ALL-TIME SERIES FAST FACTS

	Overall	@ Anaheim	@ Pittsburgh
All-Time Series:	10-15-3	7-5-1	3-10-2
Current Streak:	Four Pittsburgh wins	Two Pittsburgh wins	Two Pittsburgh wins
Last Win by Anaheim:	Feb. 15, 2012 (2-1)	Nov. 5, 2010 (3-2)	Feb. 15, 2012 (2-1)
Last Win by Pittsburgh:	Mar. 6, 2015 (5-2)	Mar. 6, 2015 (5-2)	Oct. 9, 2014 (6-4)
Last 10 games:	2-7-1	6-3-1	3-7-0
Overtime Record:	2-0-3	2-0-1	0-0-2
Longest Winning Streak:	Three games, two times	Five games	One game, three times
	Last: Oct. 27, 1999-Dec. 15, 2002	Jan. 18, 1999-Nov. 6, 2006	Last: Feb. 15, 2012
Longest Losing Streak:	Four games, three times	Two games, two times	Four games
	Last: Nov. 18, 2013-present	Last: Mar. 7, 2014-present	Mar. 6, 2004-Nov. 16, 2009
Last Shutout by Anaheim:	Dec. 15, 2002 (5-0)	Dec. 15, 2002 (5-0)	None
Last Shutout by Pittsburgh:	Dec. 10, 1997 (3-0)	Dec. 10, 1997 (3-0)	None
Biggest Anaheim win:	Jan. 29, 2000 (7-1)	Dec. 15, 2002 (5-0)	Jan. 29, 2000 (7-1)
Biggest Pittsburgh win:	Dec. 11, 1996 (7-3)	Three wins by three goals	Dec. 11, 1996 (7-3)



ALL-TIME SERIES SUMMARY

Season	Series Results	GF	GA	SF	SA	Power Play	Penalty Killing
1993-94	0-6-0 (0-3-0 in ANA)	9 (1.5)	22 (3.6)	155 (25.8)	137 (22.8)	3-22 (13.6)	24-28 (85.7)
1994-95	4-1-0 (2-1-0 in ANA)	22 (4.4)	15 (3.0)	154 (30.8)	120 (24.0)	3-20 (15.0)	17-20 (85.0)
1995-96	4-1-0 (2-1-0 in ANA)	21 (4.2)	17 (3.4)	152 (30.4)	180 (36.0)	5-22 (22.7)	22-28 (78.6)
1996-97	3-1-1 (1-1-0 in ANA)	17 (3.4)	15 (3.0)	147 (29.4)	154 (30.8)	5-31 (16.1)	20-22 (90.0)
1997-98	0-6-0 (0-3-0 in ANA)	12 (2.0)	25 (4.1)	145 (24.1)	175 (29.1)	2-28 (7.1)	21-30 (70.0)
1998-99	3-1-2 (1-1-1 in ANA)	15 (2.5)	12 (2.0)	189 (31.5)	174 (29.0)	9-38 (23.7)	31-34 (91.2)
1999-00	4-1-1-0 (2-0-1-0 in ANA)	21 (3.5)	15 (2.5)	187 (31.2)	156 (26.0)	7-30 (23.3)	17-22 (77.3)
2000-01	1-3-0-1 (1-1-0-0 in ANA)	9 (1.8)	17 (3.4)	119 (23.8)	148 (29.6)	6-23 (26.1)	22-25 (88.0)
2001-02	1-4-0-0 (0-3-0-0 in ANA)	9 (1.8)	17 (3.4)	147 (29.4)	132 (26.4)	3-27 (11.1)	20-22 (90.9)
2002-03	3-2-0-0 (1-1-0-0 in ANA)	14 (2.8)	15 (3.0)	126 (25.2)	133 (26.6)	4-20 (20.0)	15-19 (78.9)
2003-04	2-4-0-0 (1-2-0-0 in ANA)	9 (1.5)	12 (2.0)	158 (26.3)	171 (28.5)	2-23 (8.7)	22-24 (91.7)
2005-06	4-3-1 (2-1-1 in ANA)	23 (2.9)	25 (3.1)	245 (30.6)	251 (31.4)	8-49 (16.3)	40-50 (80.0)
2006-07	5-2-1 (2-1-1 in ANA)	29 (3.6)	19 (2.4)	246 (30.8)	244 (30.5)	7-32 (21.9)	32-39 (82.1)
2007-08	5-2-1 (2-1-1 in ANA)	17 (2.1)	14 (1.8)	192 (24.0)	238 (29.8)	3-26 (11.5)	36-44 (81.8)
2008-09	2-4-0 (1-2-0 in ANA)	12 (2.0)	12 (2.0)	163 (27.2)	192 (32.0)	3-21 (14.3)	26-31 (83.9)
2009-10	1-5-0 (1-2-0 in ANA)	11 (1.8)	21 (3.5)	168 (28.0)	193 (32.2)	4-30 (13.3)	20-26 (76.9)
2010-11	3-3-0 (2-1-0 in ANA)	17 (2.8)	17 (2.8)	158 (26.3)	218 (36.5)	8-22 (36.4)	16-20 (80.0)
2011-12	5-1-0 (2-1-0 in ANA)	16 (2.7)	11 (1.8)	167 (27.0)	207 (34.5)	2-13 (15.4)	18-20 (90.0)
2012-13	2-2-1 (2-1-0 in ANA)	12 (2.4)	15 (3.0)	139 (27.8)	147 (29.4)	0-15 (0.0)	18-19 (94.7)
2013-14	2-2-1 (2-0-0 in ANA)	17 (3.4)	14 (2.8)	148 (29.6)	160 (32.0)	2-12 (16.7)	17-20 (85.0)
2014-15	1-4-0 (1-2-0 in ANA)	11 (2.2)	21 (4.2)	156 (31.2)	164 (32.8)	1-18 (5.6)	18-25 (72.0)
Totals	55-58-10 (28-29-5 in ANA)	323 (2.6)	351 (2.9)	3456 (28.1)	3694 (30.0)	87-522 (16.7)	472-568 (83.1)

ALL-TIME SERIES FAST FACTS

	Overall	@ Anaheim	@ San Jose
All-Time Series:	55-58-10	28-29-5	27-29-5
Current Streak:	Two San Jose wins	One San Jose win	Five San Jose wins
Last Win by Anaheim:	Dec. 22, 2014 (3-2 OT)	Dec. 22, 2014 (3-2 OT)	Mar. 19, 2012 (5-3)
Last Win by San Jose:	Jan. 29, 2015 (6-3)	Dec. 31, 2014 (3-0)	Jan. 29, 2015 (6-3)
Last 10 games:	3-6-1	6-4-0	3-5-2
Overtime Record:	8-1-10	5-1-5	3-0-5
Longest Winning Streak:	Five games Jan. 30, 2003-Dec. 10, 2003	Three games, two times Last: Mar. 28, 2012-Mar. 18, 2013	Six games Dec. 26, 2006-Dec. 22, 2007
Longest Losing Streak:	Six games, three times Last: Apr. 5, 2009-Jan. 21, 2010	Five games Apr. 8, 2001-Nov. 3, 2002	Five games, two times Last: Nov. 30, 2013-present
Last Shutout by Anaheim:	Oct. 14, 2011 (1-0)	Oct. 14, 2011 (1-0)	Dec. 18, 2007 (2-0)
Last Shutout by San Jose:	Dec. 31, 2014 (3-0)	Dec. 31, 2014 (3-0)	Mar. 27, 2013 (4-0)
Biggest Anaheim win:	Nov. 21, 2006 (5-0)	Nov. 21, 2006 (5-0)	Six wins by three goals Mar. 27, 2013 (4-0)
Biggest San Jose win:	Mar. 6, 1994 (6-0)	Mar. 6, 1994 (6-0)	Mar. 27, 2013 (4-0)

ALL-TIME SERIES SUMMARY

Season	Series Results	GF	GA	SF	SA	Power Play	Penalty Killing
1993-94	2-2-0 (1-1-0 in ANA)	10 (2.5)	11 (2.8)	154 (38.5)	151 (37.8)	1-17 (5.9)	17-20 (85.0)
1994-95	0-4-0 (0-2-0 in ANA)	22 (5.5)	22 (5.5)	103 (25.8)	131 (32.8)	5-16 (31.3)	8-13 (61.5)
1995-96	3-1-0 (2-0-0 in ANA)	16 (4.0)	6 (1.5)	110 (27.5)	138 (34.5)	6-26 (23.1)	23-26 (88.5)
1996-97	1-2-1 (0-1-1 in ANA)	12 (3.0)	12 (3.0)	94 (23.5)	135 (33.8)	4-13 (30.8)	13-16 (81.3)
1997-98	1-2-1 (0-2-0 in ANA)	12 (3.0)	16 (4.0)	98 (24.5)	104 (26.0)	5-19 (26.3)	14-15 (93.3)
1998-99	1-2-1 (0-2-0 in ANA)	8 (2.0)	11 (2.8)	107 (26.8)	131 (32.8)	2-18 (11.1)	9-12 (75.0)
1999-00	1-2-1-0 (1-1-0-0 in ANA)	9 (2.3)	12 (3.0)	111 (27.8)	126 (31.5)	3-19 (15.8)	9-12 (75.0)
2000-01	0-4-0-0 (0-2-0-0 in ANA)	5 (1.3)	15 (3.8)	90 (22.5)	151 (37.8)	3-25 (12.0)	17-23 (73.9)
2001-02	1-3-0-0 (0-2-0-0 in ANA)	7 (1.8)	9 (2.3)	76 (19.0)	89 (22.3)	1-20 (5.0)	13-13 (100.0)
2002-03	3-0-0-1 (2-0-0-0 in ANA)	13 (3.3)	10 (2.5)	89 (22.3)	121 (31.3)	7-17 (41.2)	13-16 (81.3)
2003-04	1-1-1-1 (1-0-1-0 in ANA)	8 (2.0)	9 (2.3)	101 (25.3)	116 (29.0)	2-12 (16.7)	6-9 (66.7)
2005-06	3-1-0 (2-0-0 in ANA)	18 (4.5)	14 (3.5)	138 (34.5)	121 (30.3)	5-24 (20.8)	22-29 (75.9)
2006-07	3-1-0 (1-1-0 in ANA)	12 (3.0)	13 (3.3)	126 (31.5)	100 (25.0)	7-19 (36.8)	19-22 (86.4)
2007-08	2-1-1 (2-0-0 in ANA)	9 (2.3)	7 (1.8)	108 (27.0)	110 (27.5)	1-17 (5.9)	11-13 (84.6)
2008-09	3-0-1 (2-0-0 in ANA)	15 (3.8)	10 (2.5)	120 (30.0)	118 (29.5)	5-11 (45.5)	15-21 (71.4)
2009-10	2-2-0 (1-1-0 in ANA)	11 (2.8)	16 (4.0)	118 (29.5)	123 (30.8)	0-14 (0.0)	10-14 (71.4)
2010-11	2-2-0 (2-0-0 in ANA)	13 (3.3)	19 (4.8)	87 (21.8)	141 (35.3)	4-15 (26.7)	15-21 (71.4)
2011-12	2-2-0 (2-0-0 in ANA)	11 (2.8)	12 (3.0)	93 (23.3)	119 (29.8)	2-13 (15.4)	9-11 (81.8)
2012-13	2-0-1 (1-0-0 in ANA)	10 (3.3)	9 (3.0)	73 (24.3)	83 (27.7)	1-10 (10.0)	4-8 (50.0)
2013-14	3-0-0 (1-0-0 in ANA)	9 (3.0)	4 (1.3)	63 (21.0)	82 (27.3)	2-8 (25.0)	11-12 (91.7)
2014-15	2-1-0 (2-0-0 in ANA)	7 (2.3)	5 (1.7)	82 (27.3)	99 (33.0)	3-12 (25.0)	9-10 (90.0)
Totals	38-33-10 (23-15-2 in ANA)	225 (2.8)	242 (3.0)	2141 (26.4)	2489 (30.7)	69-345 (20.0)	267-336 (79.5)

ALL-TIME SERIES FAST FACTS

	Overall	@ Anaheim	@ St. Louis
All-Time Series:	38-33-10	23-15-2	15-18-8
Current Streak:	One Anaheim win	Nine Anaheim wins	One St. Louis win
Last Win by Anaheim:	Jan. 2, 2015 (4-3)	Jan. 2, 2015 (4-3)	Jan. 18, 2014 (3-2)
Last Win by St. Louis:	Oct. 30, 2014 (2-0)	Nov. 5, 2009 (5-0)	Oct. 30, 2014 (2-0)
Last 10 games:	8-1-1	9-1-0	3-6-1
Overtime Record:	7-0-10	2-0-2	5-0-8
Longest Winning Streak:	Four games Dec. 7, 2013-Oct. 19, 2014	Nine games Jan. 7, 2010-present	Three games Dec. 31, 2005-Mar. 31, 2007
Longest Losing Streak:	Six games Jan. 24, 1994-Oct. 27, 1995	Five games Feb. 21, 2000-Dec. 18, 2002	Five games Apr. 9, 2010-Mar. 8, 2012
Last Shutout by Anaheim:	Oct. 19, 2014 (3-0)	Oct. 19, 2014 (3-0)	Oct. 9, 2006 (2-0)
Last Shutout by St. Louis:	Oct. 30, 2014 (2-0)	Nov. 5, 2009 (5-0)	Oct. 30, 2014 (2-0)
Biggest Anaheim win:	Mar. 22, 1996 (6-1)	Mar. 22, 1996 (5-1)	Mar. 22, 1996 (6-1)
Biggest St. Louis win:	Feb. 19, 2011 (9-3)	Two wins by five goals	Feb. 19, 2011 (9-3)

ALL-TIME SERIES SUMMARY

Season	Series Results	GF	GA	SF	SA	Power Play	Penalty Killing
1993-94	1-1-0 (0-1-0 in ANA)	6 (3.0)	5 (2.5)	60 (30.0)	55 (27.5)	0-13 (0.0)	8-10 (80.0)
1994-95	Did not play						
1995-96	0-1-1 (0-0-1 in ANA)	3 (1.5)	4 (2.0)	41 (20.5)	66 (33.0)	1-12 (8.3)	7-11 (63.6)
1996-97	1-1-0 (1-0-0 in ANA)	5 (2.5)	4 (2.0)	50 (25.0)	76 (38.0)	0-6 (0.0)	4-5 (80.0)
1997-98	2-0-0 (1-0-0 in ANA)	9 (4.5)	3 (1.5)	57 (28.5)	59 (29.5)	0-9 (0.0)	6-7 (85.7)
1998-99	2-0-0 (1-0-0 in ANA)	10 (5.0)	6 (3.0)	64 (32.0)	76 (38.0)	3-9 (33.3)	10-13 (76.9)
1999-00	1-1-0-0 (0-1-0-0 in ANA)	5 (2.5)	6 (3.0)	64 (32.0)	49 (24.5)	0-4 (0.0)	4-4 (100.0)
2000-01	1-0-0-0 (1-0-0-0 in ANA)	3 (3.0)	1 (1.0)	27 (27.0)	26 (26.0)	1-2 (50.0)	6-6 (100.0)
2001-02	0-2-0-0 (0-1-0-0 in ANA)	4 (2.0)	6 (3.0)	64 (32.0)	48 (24.0)	2-7 (28.5)	7-11 (63.6)
2002-03	0-1-0-0 (0-0-0-0 in ANA)	0 (0.0)	2 (2.0)	24 (24.0)	26 (26.0)	0-1 (0.0)	4-4 (100.0)
2003-04	1-0-0-0 (0-0-0-0 in ANA)	2 (2.0)	0 (0.0)	25 (25.0)	31 (31.0)	0-3 (0.0)	7-7 (100.0)
2005-06	1-0-0 (1-0-0 in ANA)	4 (4.0)	2 (2.0)	33 (33.0)	24 (24.0)	2-7 (28.6)	6-7 (85.7)
2006-07	1-0-0 (0-0-0 in ANA)	4 (4.0)	3 (3.0)	25 (25.0)	27 (27.0)	1-2 (50.0)	5-5 (100.0)
2007-08	Did not play						
2008-09	0-1-0 (0-1-0 in ANA)	3 (3.0)	4 (4.0)	32 (32.0)	19 (19.0)	1-4 (25.0)	2-3 (66.7)
2009-10	2-0-0 (1-0-0 in ANA)	5 (2.5)	4 (2.0)	59 (29.5)	55 (27.5)	4-9 (44.4)	5-6 (83.3)
2010-11	1-0-0 (1-0-0 in ANA)	3 (3.0)	2 (2.0)	30 (30.0)	34 (34.0)	1-5 (20.0)	3-4 (75.0)
2011-12	0-1-0 (0-0-0 in ANA)	2 (2.0)	3 (3.0)	30 (30.0)	16 (16.0)	0-2 (0.0)	1-2 (50.0)
2012-13	Did not play						
2013-14	1-1-0 (1-0-0 in ANA)	2 (1.0)	5 (2.5)	67 (33.5)	51 (25.5)	0-6 (0.0)	6-8 (75.0)
2014-15	0-2-0 (0-1-0 in ANA)	4 (2.0)	9 (4.5)	53 (26.5)	55 (27.5)	1-7 (14.3)	8-8 (100.0)
Totals	15-12-1 (8-5-1 in ANA)	74 (2.6)	69 (2.5)	805 (28.8)	793 (28.3)	17-108 (15.7)	99-121 (81.8)

ALL-TIME SERIES FAST FACTS

	Overall	@ Anaheim	@ Tampa Bay
All-Time Series:	15-12-1	8-5-1	7-7-0
Current Streak:	Two Tampa Bay wins	One Tampa Bay win	Three Tampa Bay wins
Last Win by Anaheim:	Nov. 22, 2013 (1-0 OT)	Nov. 22, 2013 (1-0 OT)	Jan. 29, 2010 (2-1 SO)
Last Win by Tampa Bay:	Feb. 18, 2015 (4-1)	Feb. 18, 2015 (4-1)	Feb. 8, 2015 (5-3)
Last 10 games:	5-5-0	6-4-0	5-5-0
Overtime Record:	4-0-1	3-0-1	1-0-0
Longest Winning Streak:	Five games Nov. 5, 1997-Oct. 15, 1999	Three games, two times Last: Nov. 19, 2009-Nov. 22, 2013	Three games, two times Last: Dec. 29, 2003-Jan. 29, 2010
Longest Losing Streak:	Three games Oct. 14, 2011-Feb. 25, 2003	One game, five times Last: Feb. 18, 2015	Three games Feb. 21, 2012-present
Last Shutout by Anaheim:	Nov. 22, 2013 (1-0 OT)	Nov. 22, 2013 (1-0 OT)	Dec. 29, 2003 (2-0)
Last Shutout by Tampa Bay:	Feb. 25, 2003 (2-0)	None	Feb. 25, 2003 (2-0)
Biggest Anaheim win:	Three wins by three goals Nov. 14, 2013 (5-1)	Nov. 5, 1997 (5-2)	Two wins by three goals Nov. 14, 2013 (5-1)
Biggest Tampa Bay win:		Feb. 18, 2015 (4-1)	

ALL-TIME SERIES SUMMARY

Season	Series Results	GF	GA	SF	SA	Power Play	Penalty Killing
1993-94	2-1-1 (1-1-0 in ANA)	10 (2.5)	8 (2.0)	105 (26.3)	120 (30.0)	3-15 (20.0)	22-24 (91.6)
1994-95	1-2-1 (1-0-1 in ANA)	12 (3.0)	10 (2.5)	124 (31.0)	148 (37.0)	4-15 (26.6)	12-15 (80.0)
1995-96	0-3-1 (0-2-0 in ANA)	10 (2.5)	15 (3.8)	119 (29.8)	136 (34.0)	2-21 (9.5)	15-16 (93.8)
1996-97	2-2-0 (2-0-0 in ANA)	11 (2.8)	12 (3.0)	128 (32.0)	131 (32.8)	4-19 (21.0)	19-22 (86.4)
1997-98	0-2-2 (0-2-0 in ANA)	8 (2.0)	14 (3.5)	109 (27.3)	113 (28.3)	0-19 (0.0)	11-10 (90.9)
1998-99	0-1-0 (0-0-0 in ANA)	1 (1.0)	4 (4.0)	31 (31.0)	39 (39.0)	0-3 (0.0)	3-3 (100.0)
1999-00	1-0-0-0 (0-0-0-0 in ANA)	2 (2.0)	0 (0.0)	24 (24.0)	19 (19.0)	0-3 (0.0)	2-2 (100.0)
2000-01	0-1-0-0 (0-0-0-0 in ANA)	2 (2.0)	3 (3.0)	22 (22.0)	29 (29.0)	1-4 (25.0)	7-8 (87.5)
2001-02	0-1-0-0 (0-0-0-0 in ANA)	1 (1.0)	6 (6.0)	22 (22.0)	31 (31.0)	0-5 (0.0)	5-5 (100.0)
2002-03	0-1-0-0 (0-0-0-0 in ANA)	2 (2.0)	5 (5.0)	23 (23.0)	19 (19.0)	0-6 (0.0)	3-3 (100.0)
2003-04	1-0-0-0 (1-0-0-0 in ANA)	5 (5.0)	1 (1.0)	27 (27.0)	30 (30.0)	1-2 (50.0)	2-2 (100.0)
2005-06	0-1-0 (0-0-0 in ANA)	2 (2.0)	3 (3.0)	29 (29.0)	27 (27.0)	0-8 (0.0)	4-6 (66.7)
2006-07	Did not play						
2007-08	1-0-0 (1-0-0 in ANA)	5 (5.0)	0 (0.0)	24 (24.0)	28 (28.0)	2-4 (50.0)	6-6 (100.0)
2008-09	1-0-0 (0-0-0 in ANA)	2 (2.0)	2 (2.0)	21 (21.0)	38 (38.0)	0-1 (0.0)	4-4 (100.0)
2009-10	0-1-0 (0-1-0 in ANA)	3 (3.0)	6 (6.0)	28 (28.0)	39 (39.0)	1-3 (33.3)	5-10 (50.0)
2010-11	0-1-0 (0-0-0 in ANA)	2 (2.0)	5 (5.0)	28 (28.0)	39 (39.0)	0-2 (0.0)	2-2 (100.0)
2011-12	0-1-0 (0-1-0 in ANA)	2 (2.0)	5 (5.0)	28 (28.0)	28 (28.0)	1-2 (50.0)	3-4 (75.0)
2012-13	Did not play						
2013-14	0-2-0 (0-1-0 in ANA)	3 (1.5)	7 (3.5)	69 (34.5)	46 (23.0)	0-8 (0.0)	3-5 (60.0)
2014-15	1-1-0 (1-0-0 in ANA)	6 (3.0)	6 (3.0)	67 (33.5)	55 (27.5)	1-4 (25.0)	5-6 (83.3)
Totals	10-21-5 (7-8-1 in ANA)	89 (2.5)	112 (3.1)	1028 (28.6)	1115 (31.0)	20-144 (13.9)	132-150 (88.0)

ALL-TIME SERIES FAST FACTS

	Overall	@ Anaheim	@ Toronto
All-Time Series:	10-21-5	7-8-1	3-13-4
Current Streak:	One Anaheim win	One Anaheim win	Three Toronto wins
Last Win by Anaheim:	Jan. 14, 2015 (4-0)	Jan. 14, 2015 (4-0)	Oct. 21, 2008 (3-2 SO)
Last Win by Toronto:	Dec. 16, 2014 (6-2)	Mar. 10, 2014 (3-1)	Dec. 16, 2014 (6-2)
Last 10 games:	3-7-0	5-5-0	2-8-0
Overtime Record:	1-1-5	0-1-1	1-0-4
Longest Winning Streak:	Two games Jan. 9, 2008-Oct. 21, 2008	Two games, two times Nov. 12, 2003-Jan. 9, 2008	One game, three times Last: Oct. 21, 2008
Longest Losing Streak:	Six games Oct. 26, 2009-Dec. 16, 2014	Three games Oct. 26, 2009-Mar. 10, 2014	Three games, three times Last: Jan. 20, 2011-present
Last Shutout by Anaheim:	Jan. 9, 2008 (5-0)	Jan. 9, 2008 (5-0)	Nov. 9, 1999 (2-0)
Last Shutout by Toronto:	None	None	None
Biggest Anaheim win:	Two wins by five goals Oct. 8, 2001 (6-1)	Two wins by five goals	Nov. 9, 1999 (2-0)
Biggest Toronto win:		Four wins by three goals	Oct. 8, 2001 (6-1)



ALL-TIME SERIES SUMMARY

Season	Series Results	GF	GA	SF	SA	Power Play	Penalty Killing
1993-94	3-3-0 (1-2-0 in ANA)	18 (3.0)	13 (2.2)	173 (28.3)	186 (31.0)	3-27 (11.1)	17-20 (85.0)
1994-95	0-4-1 (0-1-1 in ANA)	7 (1.4)	21 (4.2)	142 (28.4)	174 (34.8)	0-26 (0.0)	14-21 (66.6)
1995-96	2-3-0 (1-2-0 in ANA)	10 (2.0)	17 (3.4)	154 (30.8)	149 (29.8)	1-22 (4.5)	15-16 (93.8)
1996-97	2-4-0 (1-2-0 in ANA)	17 (2.8)	24 (4.0)	180 (30.0)	205 (34.2)	8-33 (24.2)	19-24 (79.2)
1997-98	2-2-1 (1-0-1 in ANA)	13 (2.6)	15 (3.0)	151 (30.2)	134 (26.8)	3-23 (13.0)	24-30 (80.0)
1998-99	1-1-2 (0-0-2 in ANA)	15 (3.8)	14 (3.5)	127 (31.8)	120 (30.0)	7-19 (36.8)	15-18 (83.3)
1999-00	0-2-2-0 (0-0-2-0 in ANA)	8 (2.0)	17 (4.3)	104 (26.0)	101 (25.3)	6-16 (37.5)	8-10 (80.0)
2000-01	1-2-1-0 (1-1-0-0 in ANA)	7 (1.8)	14 (3.5)	109 (27.3)	132 (30.3)	4-23 (17.4)	11-15 (73.3)
2001-02	1-2-0-1 (1-0-0-1 in ANA)	6 (1.5)	9 (2.3)	91 (22.8)	130 (32.5)	1-16 (6.3)	20-23 (86.9)
2002-03	1-1-2-0 (1-0-0-0 in ANA)	10 (2.5)	12 (3.0)	89 (22.3)	129 (32.3)	4-15 (26.7)	21-23 (91.3)
2003-04	2-2-0-0 (0-2-0-0 in ANA)	7 (2.0)	9 (2.3)	133 (33.3)	128 (32.0)	0-8 (0.0)	12-12 (100.0)
2005-06	3-1-0 (1-1-0 in ANA)	15 (3.8)	8 (2.0)	111 (27.8)	127 (31.8)	6-24 (25.0)	23-27 (85.2)
2006-07	3-0-1 (1-0-1 in ANA)	14 (3.5)	6 (1.5)	121 (30.3)	101 (25.3)	4-25 (16.0)	16-18 (88.9)
2007-08	1-3-0 (1-1-0 in ANA)	7 (1.8)	10 (2.5)	114 (28.5)	106 (26.5)	1-10 (10.0)	19-23 (82.6)
2008-09	2-1-1 (1-0-1 in ANA)	18 (4.5)	18 (4.5)	137 (34.3)	120 (30.0)	6-21 (28.6)	17-22 (77.3)
2009-10	2-1-1 (1-0-1 in ANA)	15 (3.8)	12 (3.0)	133 (33.3)	138 (33.3)	6-18 (33.3)	13-15 (86.7)
2010-11	2-1-1 (1-1-0 in ANA)	12 (3.0)	13 (3.3)	102 (25.5)	133 (33.3)	4-15 (26.7)	8-14 (57.1)
2011-12	2-1-1 (1-1-0 in ANA)	14 (3.5)	14 (3.5)	111 (27.8)	134 (33.5)	4-17 (23.5)	12-14 (85.7)
2012-13	2-1-0 (0-1-0 in ANA)	10 (3.3)	9 (3.0)	86 (28.7)	92 (30.7)	4-8 (50.0)	11-17 (64.7)
2013-14	5-0-0 (3-0-0 in ANA)	24 (4.8)	6 (1.2)	160 (32.0)	138 (27.2)	8-22 (36.4)	11-14 (78.6)
2014-15	3-1-1 (1-0-1 in ANA)	11 (2.2)	7 (1.4)	140 (28.0)	110 (22.0)	2-14 (14.3)	9-9 (100.0)
Totals	40-36-16 (18-15-12 in ANA)	258 (2.8)	266 (2.9)	2668 (29.0)	2787 (30.3)	82-402 (20.4)	315-385 (81.8)

ALL-TIME SERIES FAST FACTS

	Overall	@ Anaheim	@ Vancouver
All-Time Series:	40-36-16	18-15-12	22-21-4
Current Streak:	One Vancouver win	One Anaheim win	One Vancouver win
Last Win by Anaheim:	Jan. 27, 2015 (4-0)	Dec. 28, 2014 (2-1 OT)	Jan. 27, 2015 (4-0)
Last Win by Vancouver:	Mar. 9, 2015 (2-1)	Nov. 9, 2014 (2-1 SO)	Mar. 9, 2015 (2-1)
Last 10 games:	8-1-1	6-3-1	7-1-2
Overtime Record:	50-16	20-12	3-0-4
Longest Winning Streak:	Six games	Three games	Six games, two times
	Apr. 25, 2013-Apr. 7, 2014	Nov. 10, 2013-Jan. 15, 2014	Last: Jan. 19, 2013-Jan. 27, 2015
Longest Losing Streak:	Six games	Three games	Three games, four times
	Mar. 11, 1995-Dec. 22, 1995	Apr. 15, 1995-Dec. 22, 1995	Last: Nov. 27, 2007-Dec. 22, 2008
Last Shutout by Anaheim:	Jan. 27, 2015 (4-0)	Apr. 8, 1996 (2-0)	Jan. 27, 2015 (4-0)
Last Shutout by Vancouver:	Jan. 25, 2013 (5-0)	Jan. 25, 2013 (5-0)	Nov. 27, 2007 (4-0)
Biggest Anaheim win:	Jan. 15, 2014 (9-1)	Jan. 15, 2014 (9-1)	Nov. 9, 2006 (6-0)
Biggest Vancouver win:	Mar. 24, 2000 (8-1)	Five wins by five goals	Mar. 24, 2000 (8-1)

ALL-TIME SERIES SUMMARY

Season	Series Results	GF	GA	SF	SA	Power Play	Penalty Killing
1993-94	0-2-0 (0-1-0 in ANA)	2 (1.0)	8 (4.0)	53 (26.5)	65 (32.5)	0-7 (0.0)	4-5 (80.0)
1994-95	Did not play						
1995-96	1-0-1 (0-0-1 in ANA)	4 (2.0)	3 (1.5)	41 (20.5)	73 (36.5)	0-9 (0.0)	8-9 (88.8)
1996-97	2-0-0 (1-0-0 in ANA)	9 (4.5)	5 (2.5)	59 (29.5)	62 (31.0)	2-10 (20.0)	7-8 (87.5)
1997-98	1-1-0 (1-0-0 in ANA)	8 (4.0)	7 (3.5)	73 (36.5)	57 (28.5)	2-7 (28.6)	5-8 (62.5)
1998-99	1-1-0 (1-0-0 in ANA)	1 (0.5)	1 (0.5)	53 (26.5)	65 (32.5)	1-10 (100.0)	7-8 (87.5)
1999-00	2-0-0-0 (1-0-0-0 in ANA)	12 (6.0)	3 (1.5)	51 (25.5)	59 (29.5)	0-6 (0.0)	4-5 (80.0)
2000-01	1-1-0-0 (0-1-0-0 in ANA)	5 (2.5)	4 (2.0)	51 (25.5)	59 (29.5)	0-6 (0.0)	8-9 (88.9)
2001-02	1-1-0-0 (1-0-0-0 in ANA)	3 (1.5)	5 (2.5)	57 (28.5)	61 (30.5)	1-10 (100.0)	9-11 (81.8)
2002-03	1-0-0-0 (1-0-0-0 in ANA)	3 (3.0)	0 (0.0)	30 (30.0)	26 (26.0)	1-5 (20.0)	7-7 (100.0)
2003-04	1-0-0-0 (0-0-0-0 in ANA)	4 (4.0)	2 (2.0)	31 (31.0)	25 (25.0)	1-1 (100.0)	6-7 (85.7)
2005-06	0-0-1 (0-0-1 in ANA)	2 (2.0)	3 (3.0)	34 (34.0)	26 (26.0)	0-3 (0.0)	2-2 (100.0)
2006-07	1-0-0 (0-0-0 in ANA)	6 (6.0)	1 (1.0)	34 (34.0)	27 (27.0)	0-3 (0.0)	6-7 (85.7)
2007-08	Did not play						
2008-09	0-1-0 (0-1-0 in ANA)	4 (4.0)	6 (6.0)	32 (32.0)	33 (33.0)	1-5 (20.0)	5-8 (62.5)
2009-10	0-1-0 (0-0-0 in ANA)	1 (1.0)	5 (5.0)	31 (31.0)	49 (49.0)	0-2 (0.0)	4-5 (80.0)
2010-11	1-1-0 (0-1-0 in ANA)	8 (4.0)	8 (4.0)	45 (22.5)	63 (31.5)	2-4 (50.0)	4-4 (100.0)
2011-12	0-0-1 (0-0-0 in ANA)	4 (4.0)	5 (5.0)	15 (15.0)	40 (40.0)	1-1 (100.0)	3-3 (100.0)
2012-13	Did not play						
2013-14	1-1-0 (0-1-0 in ANA)	5 (2.5)	5 (2.5)	74 (37.0)	49 (24.5)	0-9 (0.0)	5-8 (62.5)
2014-15	0-1-1 (0-1-0 in ANA)	5 (2.5)	7 (3.5)	58 (29.0)	62 (31.0)	1-6 (16.7)	5-6 (83.3)
Totals	14-11-4 (6-6-2 in ANA)	86 (2.8)	78 (2.7)	822 (28.3)	901 (31.1)	13-104 (12.5)	99-120 (82.5)

ALL-TIME SERIES FAST FACTS

	Overall	@ Anaheim	@ Washington
All-Time Series:	14-11-4	6-6-2	8-5-2
Current Streak:	Three Washington wins	Five Washington wins	One Washington win
Last Win by Anaheim:	Dec. 23, 2013 (3-2)	Dec. 11, 2002 (3-0)	Dec. 23, 2013 (3-2)
Last Win by Washington:	Feb. 15, 2015 (5-3)	Feb. 15, 2015 (5-3)	Feb. 6, 2015 (3-2 SO)
Last 10 games:	3-5-2	4-5-1	6-2-2
Overtime Record:	1-0-4	0-0-2	1-0-2
Longest Winning Streak:	Four games	Four games	Two games, three times
	Mar. 19, 1996-Dec. 12, 1997	Dec. 13, 1996-Dec. 19, 1999	Last: Jan. 13, 2005-Dec. 8, 2006
Longest Losing Streak:	Three games	Five games	Two games
	Mar. 18, 2014-present	Jan. 13, 2006-present	Jan. 1, 1998-Oct. 10, 1998
Last Shutout by Anaheim:	Dec. 11, 2002 (3-0)	Dec. 11, 2002 (3-0)	Mar. 13, 2001 (2-0)
Last Shutout by Washington:	Oct. 10, 1998 (1-0)	Dec. 30, 1993 (3-0)	Oct. 10, 1998 (1-0)
Biggest Anaheim win:	Oct. 19, 1999 (7-1)	Two wins by three goals	Oct. 19, 1999 (7-1)
Biggest Washington win:	Jan. 27, 2010 (5-1)	Dec. 30, 1993 (3-0)	Jan. 27, 2010 (5-1)

ALL-TIME SERIES SUMMARY

Season	Series Results	GF	GA	SF	SA	Power Play	Penalty Killing
1999-00	1-0-0-0 (1-0-0-0 in ANA)	4 (4.0)	1 (1.0)	36 (36.0)	28 (28.0)	1-4 (25.0)	3-3 (100.0)
2000-01	1-1-0-0 (0-1-0-0 in ANA)	7 (3.5)	6 (3.0)	59 (29.5)	72 (36.0)	4-8 (50.0)	6-8 (75.0)
2001-02	2-0-0-0 (1-0-0-0 in ANA)	9 (4.5)	1 (1.0)	74 (37.0)	46 (23.0)	1-9 (11.1)	6-6 (100.0)
2002-03	1-1-0-0 (0-1-0-0 in ANA)	6 (3.0)	5 (2.5)	63 (31.5)	53 (26.5)	1-5 (20.0)	6-8 (75.0)
2003-04	0-1-0-0 (0-0-0-0 in ANA)	2 (2.0)	6 (6.0)	37 (37.0)	37 (37.0)	0-3 (0.0)	3-4 (75.0)
2005-06	1-0-0 (1-0-0 in ANA)	2 (2.0)	1 (1.0)	28 (28.0)	21 (21.0)	1-4 (25.0)	4-4 (100.0)
2006-07	1-0-0 (0-0-0 in ANA)	2 (2.0)	1 (1.0)	32 (32.0)	35 (35.0)	1-5 (20.0)	6-7 (85.7)
2007-08	Did not play						
2008-09	0-1-0 (0-1-0 in ANA)	4 (4.0)	8 (8.0)	35 (35.0)	43 (43.0)	0-3 (0.0)	4-6 (66.7)
2009-10	0-1-0 (0-0-0 in ANA)	1 (1.0)	2 (2.0)	35 (35.0)	34 (34.0)	0-4 (0.0)	3-4 (75.0)
2010-11	0-0-1 (0-0-1 in ANA)	4 (4.0)	4 (4.0)	41 (41.0)	33 (33.0)	3-7 (42.9)	1-4 (25.0)
2011-12	0-1-0 (0-0-0 in ANA)	3 (3.0)	5 (5.0)	36 (36.0)	31 (31.0)	1-4 (25.0)	1-2 (50.0)
2012-13	Did not play						
2013-14	2-1-0 (1-1-0 in ANA)	10 (3.3)	9 (3.0)	112 (37.3)	75 (25.0)	2-9 (22.2)	6-8 (75.0)
2014-15	3-0-0 (1-0-0 in ANA)	12 (4.0)	8 (2.7)	99 (33.0)	90 (30.0)	5-16 (31.3)	13-16 (81.3)
Totals	12-7-1 (5-4-1 in ANA)	66 (3.3)	57 (2.9)	687 (34.4)	598 (29.9)	20-81 (24.7)	62-80 (77.5)

ALL-TIME SERIES FAST FACTS

	Overall	@ Anaheim	@ Winnipeg/Atlanta
11-Time Series:	12-7-1	5-4-1	7-3-0
Current Streak:	Four Anaheim wins	Two Anaheim wins	Three Anaheim wins
Last Win by Anaheim:	Jan. 11, 2015 (5-4 SO)	Jan. 11, 2015 (5-4 SO)	Dec. 13, 2014 (4-1)
Last Win by Winnipeg:	Jan. 21, 2014 (3-2)	Jan. 21, 2014 (3-2)	Dec. 17, 2011 (5-3)
Last 10 games:	5-4-1	5-4-1	7-3-0
Overtime Record:	3-0-1	2-0-1	1-0-0
Longest Winning Streak:	Four games, two times Last: Mar. 31, 2014-present	Two games Mar. 31, 2014-present	Three games, two times Last: Oct. 6, 2013-present
Longest Losing Streak:	Four games Feb. 15, 2009-Dec. 17, 2011	Three games Feb. 15, 2009-Oct. 15, 2010	Two games Jan. 26, 2010-Dec. 17, 2011
Last Shutout by Anaheim:	Nov. 14, 2001 (5-0)	Nov. 14, 2001 (5-0)	None
Last Shutout by Winnipeg:	None	None	None
Biggest Anaheim win:	Nov. 14, 2001 (5-0)	Nov. 14, 2001 (5-0)	Nov. 17, 2002 (5-1)
Biggest Winnipeg win:	Two wins by four goals	Feb. 15, 2009 (8-4)	Dec. 5, 2003 (6-2)



REFEREES

NAME	NUMBER	NAME	NUMBER	NAME	NUMBER
*Brenk, Jake	42	L'Ecuyer, Frederick	17	O'Rourke, Dan	9
Charron, Francis	6	LaRue, Dennis	14	Peel, Tim	20
*Chmielewski, Tom	43	Lee, Chris	28	Pochmara, Brian	16
Dwyer, Gord	19	Leggo, Mike	3	Pollock, Kevin	33
Furlott, Eric	27	*Lemelin, Mark	41	*Rank, Garrett	48
*Hanson, Trevor	47	*Lewis, Dave	46	Rehman, Kyle	37
Hasenfratz, Mike	2	Luxmore, Thomas John	21	*Romasko, Evgeny	39
Hebert, Ghislain	22	Martell, Rob	26	Rooney, Chris	5
Hebert, Jean	15	McCauley, Wes	4	Skilliter, Graham	24
Jackson, Dave	8	*McIsaac, Jon	45	St. Pierre, Justin	12
Joannette, Marc	25	Meier, Brad	34	St-Laurent, Francois	38
Kimmerly, Greg	18	Morton, Dean	36	Sutherland, Kelly	11
Kowal, Tom	32	*Nicholson, Kendrick	44	Walsh, Ian	29
Kozari, Steve	40	O'Halloran, Dan	13	Watson, Brad	23

LINESMEN

NAME	NUMBER	NAME	NUMBER	NAME	NUMBER
*Alphonso, Shondor	52	Gibbons, Ryan	58	Murphy, Brian	93
Amell, Derek	75	Gibbs, Darren	66	Murray, Jonny	95
Barton, Steve	59	*Grandt, John	98	Nansen, Derek	70
*Berg, Devin	87	Henderson, Don	91	Nelson, Thor	80
Brisebois, David	96	Heyer, Shane	55	Nowak, Tim	77
Cameron, Lonnie	74	Kovachik, Brad	71	Pancich, Bryan	94
Cherrey, Scott	50	*Knorr, Trent	63	Racicot, Pierre	65
Cormier, Michel	76	Lazarowich, Brad	86	Rody, Vaughan	73
Cvik, Mike	88	Mach, Brian	78	Sericolo, Anthony	84
Devorski, Greg	54	MacPherson, Matt	83	Sharrers, Jay	57
Driscoll, Scott	68	McElman, Andy	90	Shewchyk, Mark	92
Galloway, Ryan	82	Miller, Steve	89	Wheler, Mark	56
*Gawryletz, Brandon	64	Murchison, Kiel	79		

*Minor league official





2015-16 ANAHEIM DUCKS SEASON SCHEDULE

SEPTEMBER

SUN	MON	TUE	WED	THU	FRI	SAT
		1	2	3	4	5
6	7	8	9	10	11	12
13	14	15	16	17	18	19
20	21	22 @COL 5:00	23	24	25 P LA 7:00	26 @SJ 6:00
27	28	29 @LA 7:30	30			

OCTOBER

SUN	MON	TUE	WED	THU	FRI	SAT
				1 P COL 7:00	2	3 SJ 6:00
4	5	6	7	8	9	10 P SJ 7:30
11	12 P VAN 7:00	13	14 P ARI 7:30	15	16 P COL 7:00	17
18 P MIN 5:00	19	20	21	22 P NSH 5:00	23	24 P MIN 3:00
25	26 P CHI 5:30	27 P DAL 5:30	28	29 P STL 5:00	30	31

NOVEMBER

SUN	MON	TUE	WED	THU	FRI	SAT
1 P NSH 5:00	2	3	4 W FLA 7:30	5	6 P CBJ 7:00	7 SJ 7:30
8	9 W ARI 7:00	10	11 W EDM 7:00	12	13 P NYI 7:00	14
15	16 P CAR 4:00	17 P NSH 5:00	18	19 P FLA 4:30	20	21 P TB 4:00
22	23	24 W CGY 7:30	25 P ARI 6:00	26	27 N CHI 2:00	28
29	30 W VAN 7:00					

DECEMBER

SUN	MON	TUE	WED	THU	FRI	SAT
		1	2 W TB 7:30	3	4 SJ 7:00	5
6 P PIT 5:00	7	8	9	10	11 P CAR 7:00	12
13	14	15	16	17 P BUF 4:00	18	19 K NJ 4:00
20	21 W NYI 4:00	22 P NYR 4:00	23	24	25	26
27 P PHI 5:00	28	29 P CGY 6:00	30	31 K EDM 6:00		

JANUARY

SUN	MON	TUE	WED	THU	FRI	SAT
					1 P VAN 7:00	2
3 P WPG 6:00	4	5	6 W TOR 7:00	7	8 P STL 7:00	9
10 P DET 5:00	11	12	13 W OTT 7:00	14	15 P DAL 7:00	16
17 P LA 6:00	18	19	20 N MIN 7:30	21	22 W WSH 4:00	23 P DET 4:00
24	25	26 W BOS 4:00	27	28	29	30
31						

FEBRUARY

SUN	MON	TUE	WED	THU	FRI	SAT
	1	2 P SJ 7:00	3	4 N LA 7:00	5 W ARI 7:00	6
7	8 W PHI 4:00	9 P PHI 4:00	10	11 P CBJ 4:00	12	13 P CHI 5:30
14	15 P CGY 1:00	16 P EDM 6:00	17	18 P VAN 7:00	19	20
21 P CGY 4:00	22	23	24 W BUF 7:30	25	26 W EDM 7:00	27
28 N LA 6:00	29					

MARCH

SUN	MON	TUE	WED	THU	FRI	SAT
		1	2 W MTL 7:00	3 P ARI 6:00	4	5 P LA 1:00
6	7 P WSH 7:00	8	9 K COL 7:00	10	11 W STL 5:00	12
13	14 P NJ 7:00	15	16 W NYR 7:30	17	18 P BOS 7:00	19
20 W WPG 12:00	21	22 P MTL 4:30	23	24 P TOR 4:30	25	26 P OTT 4:00
27	28 W EDM 6:00	29	30 W CGY 7:00	31		

APRIL

SUN	MON	TUE	WED	THU	FRI	SAT
					1 P VAN 7:00	2
3 P DAL 6:00	4	5 P WPG 7:30	6	7 P LA 7:30	8	9 P COL 2:30

PRESEASON HOME AWAY

KEY P - PRIME TICKET W - FS WEST K - KCOP - TV N - NBC SPORTS

ALL GAME TIMES ARE PACIFIC. DATES AND TIMES ARE SUBJECT TO CHANGE. VISIT ANAHEIMDUCKS.COM FOR LATEST INFORMATION.

AM 830

**HOME OF
DUCKS HOCKEY**



Ready for the puck drop.

With enough cargo space for even the biggest fans,
the all-new Pilot Elite is ready for anything.



HONDA

Official Vehicle of the NHL®

Pilot Elite shown. NHL and the NHL Shield are registered trademarks of the National Hockey League.
©NHL 2015. All Rights Reserved. ©2015 American Honda Motor Co., Inc.