



# **MEDIA GUIDE**

**2020-2021**

THE COYOTES ARE PROUD TO DEDICATE  
THE 2020-21 MEDIA GUIDE TO LEIGHTON ACCARDO AND LOU MONACO  
PART OF OUR PACK FOREVER



**ARIZONA COYOTES**

Club Directory	3
Media Information	4
Coyotes Community	5
Gila River Arena	7

**FRONT OFFICE**

Ownership	9
Executives	11
Coaching Staff	18
Hockey Operations	20
Training Staff	22
Executive Management	25
Broadcasters	29

**THE PLAYERS**

How the Team was Built/Roster Changes	31
Player Profiles	32
In the System	86
Future Coyotes	92
2020-21 Training Camp Roster	97
Tucson Roadrunners/AHL	98
Tucson Coaches	99

**2019-20 IN REVIEW**

Final NHL Standings	101
League Leaders	102
NHL Awards/All-Star Teams	103
Regular Season Game-By-Game Results	104
Regular Season Scoring Summary	105
Regular Season Home Points	105
Regular Season Road Points	105
Category Leaders	106
Player Game-By-Game Stats	107
Record When	112
Individual Record When...	113
Coyotes Highs & Lows	114
Miscellaneous Stats	115
Roster Moves	117
Milestones	118
Faceoffs Report	119
Total Ice Time	119
Season Notes	120
Prospect Report	121
Arizona Coyotes Vs. Divisions	123
Arizona Coyotes Vs. Opponents	124

**RECORDS**

All-Time Team Statistics	155
Year-By-Year Record	155
Month-By-Month Record	156
Overtime Record	157
Overtime Goals For	158
Overtime Goals Against	159
Shootout Record	160
Shootout Results	160
Special Teams	162
Penalty Shots	163
Hat Tricks For	164
Shutouts For	165
Highest Scoring Games	166
Lowest Scoring Games	167
Top Single Seasons	168
Single Season Leaders	169
All-Time Career Leaders	171
All-Time Career Defensemen Leaders	172
All-Time Career Goaltending Leaders	172
All-Time Scoring By Points	173

All-Time Roster	177
All-Time Goaltenders	185
Season-By-Season	186
All-Time Vs. Opponents	226
Team Records	246
Individual Records	249

**HISTORY**

Team History	253
Logo/Uniform History	260
Uniform Numbers	263
Expansion Draft Selections	266
Entry Draft Selections	267
Player Transactions	274
GMs & Coaches	282
Captains	283
Attendance	283
All-Stars/Award Winners	284
Hall of Fame/Olympics	286
Opening Games	287
Franchise Firsts	288
Coyotes Firsts	289
Ring of Honor	290
Shane Doan	292

**PLAYOFFS**

All-Time Playoff Series	293
All-Time Playoff Scoring By Season	297
All-Time Playoff Scoring By Points	302
All-Time Playoff Goaltending	303
All-Time Playoff Leaders	304
Team Playoff Records	305
Individual Playoff Records	307
Franchise Playoff Firsts	309
Coyotes Playoff Firsts	310

**NHL AND GENERAL INFORMATION**

NHL Directory	311
2020-21 Key Dates	312
Stanley Cup Champions	313
NHL Alignment	314
NHL Trophies and Awards	316
Hockey Operations/Hockey Terms/Rules	317
How to figure	318
NHL On-Ice Officials	319
Sports Medicine Glossary	320

**A PUBLICATION OF THE ARIZONA COYOTES HOCKEY CLUB**

Executive Editors: Rich Nairn, Greg Dillard and Jeffrey Sanders

Layout & Printing: Sir Speedy Tempe

Photography: Norm Hall Photography, Getty Images,  
Hockey Hall of Fame, Arizona Republic

*The information contained in this publication was compiled by the Arizona Coyotes Hockey Club and is intended only for personal or editorial use by the media and the fans. Any commercial use of this information is prohibited without the written consent of the Arizona Coyotes Hockey Club. All NHL and team logos depicted inside this publication are the property of NHL Enterprises, Inc. and the respective teams and may not be reproduced for commercial purposes without the prior written consent of NHL Enterprises, Inc.*

**OFFICE:** Gila River Arena, 9400 W. Maryland Ave., Glendale, AZ 85305; Phone: 623-772-3200; Fax: 623-772-3201  
**Tickets:** 480-563-PUCK; **Website:** ArizonaCoyotes.com; **Arena Capacity:** 17,125

**CLUB OFFICERS AND EXECUTIVES**

Majority Owner, Chairman & Governor	Alex Meruelo
Minority Owner & Alternate Governor	Andrew Barroway
President, CEO & Alternate Governor	Xavier A. Gutierrez
General Manager	Bill Armstrong
President, Business Operations, Strategy & Development	Patrick Murphy
Strategic Advisor, Business & Hockey Operations	Alex Meruelo Jr.
Chief Hockey Development Officer	Shane Doan
Chief Financial Officer	Lowell Heit
General Counsel/Compliance Officer; Executive Vice President, Public Affairs	Marina Carpenter
EVP, Communications & Broadcasting	Richard Nairn
EVP, Corporate & Premium Partnerships	Jared Kozinn
EVP, Ticket Sales & Strategy	Anthony Horton
SVP, People & Culture	Patty Frankenfield
SVP, Marketing	Tania Moreno
SVP, Content Production & Game Entertainment	Chadwick Folkestad
Senior Revenue and Innovation Strategist	Sam Doerr
Executive Director, Foundation/Corporate & Community Impact	Brittani Willett
VP, Strategy & Business Intelligence	Cole Cook
VP, Ticket Sales & Analytics	Michael Kesaris
VP, Corporate Partnerships	Mike Berry
VP, Corporate Partnerships	Tia Meza
VP, Corporate Partnerships	Andy Goebel
VP, Premium & Suite Sales	Grant Buckborough
VP, Client Services & Guest Experience	Lindsay Kray
VP, Group Memberships and Events	Steve Gonzales Jr.
VP, Social Media and Brand Strategy	Marissa Mast

**HOCKEY OPERATIONS**

Assistant General Manager	Steve Sullivan
Special Assistant to the GM & Director of Goaltending Operations	Brian Daccord
Director of Hockey Operations and Salary Cap Compliance	David Ludwig
Director of Player Personnel	Scott Walker
Director of Pro Scouting	Bryan Stewart
Director of European Pro Scouting & Development	Brett Stewart
Director of Amateur Scouting	Darryl Plandowski
Associate Director of Amateur Scouting	Ryan Jankowski
Director of Player Development	Mark Bell
Manager of Team Services	Dave Griffiths
Manager of Hockey Operations	Joey Poljanowski
Team Services and Team Security	Jim O'Neal
Hockey Operations Assistant	Jake Schmick
Head Coach	Rick Tocchet
Assistant Coach	Phil Housley
Assistant Coach	Cory Stillman
Goaltending Coach	Corey Schwab
Head Video Coordinator	Hunter Cherni
Player Development Coach	Alex Henry
Skating Coach	Lars Hepso
Goaltending Development Coach	Zac Bierk
High Performance Director	Devan McConnell
Head Athletic Trainer/ Assistant Trainer	Dave Zenobi / Donnie Fuller
Strength & Conditioning Coach	J.P. Major
Massage Therapist	Steven Van Schubert
Physical Therapist	Connor Ryan
Equipment: Head Mgr. / Mgr. / Asst. Mgrs.	Stan Wilson / Tony Silva / Jason Rudee, Denver Wilson
Executive Assistant to Hockey Operations	Erin Bilello
Pro Scout	Ryan Minicola
Pro Scout	Mike Guentzel
Amateur Scout	Gary Sullivan
Amateur Scout	Rick Comley
Amateur Scout	Kevin Pedersen
Amateur Scout	Kevin Thacker
Amateur Scout	Teal Fowler
Amateur Scout	Tyler Bliton
Amateur Scout	Cory Banika
Amateur Scout	Jani Kiviharju
Amateur Scout	Matt Tiesling
Goaltending Scout	Clay Adams
European Goaltending Scout	Magnus Olsson
Mental Performance Consultant	Brenley Shapiro
Full Stack and Data Engineer	Chase Watson
Assistant Data Analyst	Chase Glasberg
Head of Research and Development	Jeff Walker
Team Orthopedic Surgeon	Dr. John M. Tokish
Team Dentists	Dr. Dositej Stulic, Dr. Bjorn Melander
Team Ophthalmologists	Dr. George Reiss, Dr. Jeffery Edelstein

**BROADCASTING**

Director of Broadcasting	Doug Cannon
TV Play-By-Play / Analyst / Host	Matt McConnell / Tyson Nash / Todd Walsh
TV Pre/Postgame Analyst & Ambassador	Paul Bissonnette
Radio Play-By-Play / Analyst / Host	Bob Heethuis / Lyndsey Fry / Luke Lapinski

**COMMUNICATIONS**

Director of Media Relations	Greg Dillard
Manager, Digital Media/Content	Alex Kinkopf
Manager of Media Relations	Jeffrey Sanders

**COMMUNITY IMPACT / FOUNDATION**

Manager, Foundation & Community Impact	Taylor Campbell
--	-----------------

**HOCKEY DEVELOPMENT**

Sr. Director, Hockey Development	Matt Shott
Manager, Grassroots Marketing	Zach Izumi
Coordinator, Grassroots Marketing	Zack Savage
Coordinator, Grassroots Hispanic Marketing	Jonah Rodriguez
Mascot Coordinator	Jeph Harris

**PRODUCTION**

Director, Production	Heather Berry
Production Manager	Courtney Orner
Motion Graphics Producer	Danylo Kowal
Coordinator, Motion Graphics	Kevin Thompson
Videographer/Editors	River Demson / Wesley Fry

**GAME PRESENTATION**

Manager, Game Production	Natelle Gentile
--------------------------	-----------------

**MARKETING**

Sr. Advisor, Alumni Relations & Hockey Development	Cale Hulse
Social Media Specialist	Stephen Ontiveros
Manager of Digital Marketing	Sydney Heppner

**ANALYTICS**

Manager, Business Analytics & CRM	Lauren Goldfarb
-----------------------------------	-----------------

**LEGAL & PUBLIC AFFAIRS**

Associate Legal Counsel	Taylor White
Director of External Engagement, Youth & Women's Hockey	Lyndsey Fry

**FINANCE**

Director of Financial Planning/Analysis	Craig Wolman
Accounting Coordinator	Craig Scott
Payroll Administrator	Debi Leal
Sr. Staff Accountant	Chris Shelley
Staff Accountants	Jessica Fuentes, Skylla Wamsley
Senior Buyer	Vivian Serino

**CORPORATE PARTNERSHIPS & SERVICE**

Sr. Director, Corporate Activation	Lindsay Foletta
Director, Corporate Activation	Matt Carnot

**PREMIUM & SUITE SALES**

Sr. Premium Seating & Suite Sales Mgrs	Matt McClelland
Premium Seating & Suite Sales Mgrs	Craig Campbell, Brad Moss
Sr. Premium Services Manager	Matt Herold

**TICKET SALES & SERVICE**

Manager, Business Development	Josh Pitts
Sr. Business Development Account Exec	Justin Peterson
Manager, Group Sales Supervisor	Chris Bongo
Sr. Group Sales Account Exec	Kayleigh Hill
Manager, Service & Retention	Karalyn Katchmark
Sr. Service & Retention Account Exec	Sean Sanford

**TECHNOLOGY**

IT Director / Tech / Support	Monty Low / Justin Ferguson / Michael Fryer
------------------------------	---

**PEOPLE & CULTURE**

Manager, People & Culture	Amanda Howell
Manager, Executive Operations	Charlene Vasquez
Executive Assistant	TBD

**TICKET OPERATIONS**

Ticket Operations Director	Laura Anderson
Ticket Operations Coordinators	Whitney Gaines, Daniel Klorer

**TUCSON ROADRUNNERS (AHL)**

President / General Manager	Bob Hoffman / Steve Sullivan
Head Coach / Assistant Coaches	Jay Varady / John Slaney, Steve Potvin
Athletic Trainer / Equipment Mgr	Bill Nervig / Eric Bechtol
Strength & Conditioning Coach/Assistant Athletic Trainer	Matt Harder
Video Coach/Hockey Operations Assistant	Brady Morgan
Asst. Equipment Mgr./Asst. Athletic Trainer	Ryan Andrus / Jordan Ellis
Radio Play-By-Play, Director of Communications and Broadcasting	Adrian Denny

**TEAM INFORMATION**

Regional Sports Network / Radio Station	FOX Sports Arizona / FOX Sports 910
Team Photographer	Norm Hall



**MEDIA RELATIONS STAFF**



**Rich Nairn**  
EVP of Communications and  
Broadcasting



**Greg Dillard**  
Director of Media Relations



**Jeffrey Sanders**  
Manager of Media Relations

On behalf of the Arizona Coyotes Media Relations Department, welcome to the 2020-21 National Hockey League season. Since 1996-97, the Coyotes have produced some of the Valley's top sports stories and we expect the excitement to continue this year. As we enter our 25th year in the Valley of the Sun, we hope to make your job covering the Coyotes as easy and as pleasant as possible. In order to help our operation run smoothly and make your jobs easier, we ask that you please follow the guidelines below:

**PLAYER & COACH ACCESS:**

All media access to Coyotes players and coaches during the 2020-21 NHL season will take place virtually via ZOOM conference calls. There will be no in person interviews or interaction between media and Coyotes players, coaches, etc.

The Coyotes will make Head Coach Rick Tocchet and select players available to media via ZOOM calls following each practice, morning skate and game. If you would like more information on accessing these media availabilities, please contact greg.dillard@arizonacoyotes.com

**DAILY PRACTICES:**

Coyotes practices will be held at Gila River Arena. All practices are open to the media. For up-to-date information on practice times and locations, please email Greg Dillard (greg.dillard@arizonacoyotes.com) to be included on the team's practice distribution email list.

All media attending Coyotes' practices at Gila River Arena must enter through Gate 1 at the southwest side of the arena. Media will need to check-in with the attendant upon entering the building, always wear a mask while inside and practice social distancing while watching practice. Media will be permitted to work in the press box during and after practice.

**PRESS BOX ACCESS:**

The Keilback Press Box at Gila River Arena is located on the west side of the building on level 7. A designated press elevator (right side) is located next to Gate 1 (media will-call) and the press lounge. Upon arrival in the press box, please review the posted seating chart for assigned seats.

**BROADCAST BOOTH POSITIONS:**

All broadcast positions are in the main press box of Gila River Arena. Please review the posted seating chart for assigned booths.

**GAME NOTES & STATS:**

Complete sets of NHL game notes will be made available in the press box. Game notes, stats and releases can also be found online at NHLMedia.com. Additional materials (game summaries, intermission notes, etc.) will be distributed to all working media throughout the game.

**INTERVIEW VIDEOS:**

Coyotes media relations will once again provide access to video interviews with coaches and players following practices, morning skates and each game. For information on receiving links to download these videos, contact Greg Dillard (greg.dillard@arizonacoyotes.com).

**PHOTOGRAPHY:**

Photo credentials will also be issued in the same manner as media credentials. Newspapers, websites and magazines on assignment may obtain passes by having the photo editor request a single-game credential. Please email Jeffrey Sanders (jeffrey.sanders@arizonacoyotes.com). Team photographer, Norm Hall, will assign photo positions on a game-by-game basis. Photographers must check in with Mr. Hall or a member of his staff in the media lounge prior to game time. All photographers must comply with space assignments and shooting regulations. Photographers must shoot from designated areas only. Should photographers require any additional information regarding equipment (i.e. strobes), please contact Norm Hall at (602) 620-1532 or NHall7@cox.net.

**WIFI**

Media are provided with wireless internet access throughout the press box.

Wifi: ArenaMedia

Password: Medi@2021

**MEDIA PARKING:**

The Coyotes offer media parking in the Renaissance Hotel parking garage located directly across from Gate 1 at Gila River Arena, which is located near the southwest corner of the arena. Media must enter off Maryland Ave to access the garage. Visiting media who require media parking should contact Jeffrey Sanders (jeffrey.sanders@arizonacoyotes.com).

**MEDIA CREDENTIALS:**

Media credentials are issued to working media only. The media entrance at Gila River Arena is Gate 1, located at the southwest corner of the arena. The media entrance and media will-call window will be open 3 hours prior to the start of each game. All credentials are non-transferable. Any unauthorized use will subject the bearer to ejection from Gila River Arena and confiscation of the credential. All media are required to display credentials when entering the media lounge, press box and dressing room areas, and must wear their credentials throughout the game. Season media passes will be issued to established newspapers, television & radio stations, websites and magazines. Please contact Greg Dillard (greg.dillard@arizonacoyotes.com) for season media credential requests.

**INDIVIDUAL GAME CREDENTIALS:**

Individual game credentials should be requested through Jeffrey Sanders (jeffrey.sanders@arizonacoyotes.com) at least **24** hours prior to game time. Pre-arranged passes must be picked up at the media entrance at Gate 1, located at the southwest corner of Gila River Arena. Credentials will be issued on an availability only basis during the 2020-21 season.

We hope this outline of procedures and guidelines will assist you in your coverage of the Arizona Coyotes and the National Hockey League in 2020-21. Please don't hesitate to contact us if you have any questions or need assistance.

The Arizona Coyotes spend countless hours and resources developing partnerships with other community, nonprofit and educational organizations throughout Arizona. The result is the creation of many innovative programs that benefit thousands of people in Arizona and help further extend the bounds of the team's community efforts. The great success of these programs is a result of the excellent partners we have with the Arizona community.



### In-Kind Donations

The Arizona Coyotes give out over 1,500 in-kind donations to valley non-profit organizations throughout the year to support fundraising initiatives. These donations help raise over \$250,000 for Arizona's non-profits.

### Howler and Paw Patrol

Our favorite furry desert hockey ambassador, Howler, and the Paw Patrol ladies entertain fans throughout the Valley, making over 500 community appearances a year for everything from hospital visits to charitable walks to school assemblies.

### Tickets for Kids/Service Men and Women

The Coyotes organization, players, individuals and corporate partners sponsor children from non-profit organizations and service men and women, including veterans, to a Coyotes game. Due to this generosity, more than 15,000 individuals have an opportunity to attend a Coyotes game each season.

### Ticket Assist Program

Season ticket holders can donate their tickets when they are unable to attend a game or funds to purchase tickets. These tickets are then distributed to local non-profit organizations throughout Arizona with the Tickets for Kids/Service Men and Women Program.

### Future Goals Program

Future Goals is an online learning initiative that uses the fast-paced, exciting game of hockey as a learning vehicle for students to understand the real-world application of key science, technology, engineering, and math (STEM) subject matters. The program also introduces students to significant future career opportunities that exist in STEM-related fields. Program, training and usage is all FREE to teachers/schools. Over the last four years, over 65,000 students have benefitted from the curriculum!

### Healthier Me

Healthier Me is an innovative, games-based digital course that gives first through fourth graders the tools to make healthy, informed decisions when it comes to health and nutrition. Throughout the course, students embark on fun wellness adventures through interactive games from completing grocery shopping to creating a well-balanced cafeteria lunch while working through true-to-life scenarios to help them achieve positive wellness outcomes.

### Coyotes Reading Program

The Arizona Coyotes are committed to improving literacy in the state of Arizona by offering an incentives-based reading program to local teachers at no cost. The Coyotes Reading Program supports existing reading curriculum in grades 2-4 by encouraging students to increase the minutes they spend reading both in school and at home while receiving Coyotes prizes for their accomplishments. Over 11,000 students will participate in this year's program.

### Coyotes Speakers Bureau

The Arizona Coyotes offer local organizations and schools to request a speaker from our staff, management, and alumni for special events. We are dedicated to sharing our knowledge and specialties to those in the community interested in learning more.

### Howler's Kids Club

Provides a special opportunity for our young fans to interact with Howler and the Coyotes on a more intimate level. Kids receive special merchandise, access to exclusive Kids Club events, special ticket deals and memories to last a lifetime.

### Volunteering and Hospital Visits

Arizona Coyotes players, coaches, management and staff visit local non-profits and children's hospitals throughout the year to support the specific organizational needs. Whether it's packing boxes, serving food, or brightening the day of kids during their hospital stay, the Coyotes organization is always willing to lend a hand.



### Player Programs

Arizona Coyotes players support local non-profits through multiple different channels based on their personal passions and connections to causes. Throughout the year, players may host events, guests to games, appear at events, donate time/finances, among many other activities. Players are dedicated to giving back to our fans and community.

Visit the ArizonaCoyotes.com Community Section at <https://www.nhl.com/coyotes/community/community-relations/>



## ARIZONA COYOTES FOUNDATION

### Mission

The Arizona Coyotes Foundation seeks to enhance the quality of life throughout Arizona communities by supporting non-profit organizations that promote healthcare, education, economic empowerment, sports and cultural arts programs for children and servicemen and women.

### Supporting Arizona Nonprofits

Since 1996, the Arizona Coyotes Foundation (Tax ID # 86-1021459) has donated millions of dollars in the form of grants to local non-profit organizations supporting children and servicemen and women. Without these funds, some of our community's most deserving non-profits wouldn't have the opportunity to make a positive, and even life-altering impact on those they serve. Leveraging our community ties and support of the Arizona Coyotes fan base, we have helped hundreds of Arizona non-profits fulfill their missions with monetary and in-kind donations.

### Fundraising to Engage and Inspire

#### Events

The Foundation hosts fundraising events to engage our fans and inspire the community to give back to those in need. This year's programming will look a little different due to Covid-19 but we are excited to find new ways to partner with our fans, and make an impact in our community.

#### 50/50 Raffle

Giving back is part of the game. During each home game, the Foundation hosts a 50/50 raffle that funds the next grant cycle. Our 50/50 raffle is now available not only in arena, but also online and open to anyone over the age of 18 located in the state of Arizona. Tickets can be purchased throughout the entire season at [www.arizonacoyotes.com/5050raffle](http://www.arizonacoyotes.com/5050raffle).

#### Charity Corner

Charity Corner will be online only during the 2020-21 season. Fans can benefit the Foundation by buying and bidding on specialty items such as authentic Coyotes signed memorabilia, specialty jerseys, mystery pucks, and more!

#### Scoreboard Messages

Fans are able to donate to the Foundation by purchasing a scoreboard message during any home game.

Visit the [ArizonaCoyotes.com/foundation](http://ArizonaCoyotes.com/foundation) for more information or to make a donation to the Arizona Coyotes Foundation.

### Arizona Coyotes Hockey Development Program (AZCHDP)

The AZCHDP helps young individuals develop as athletes, leaders and members of the community through various ice, roller, and street hockey programs that emphasizes excellence, commitment, discipline, teamwork, and sportsmanship. The goal is to give every participant (coach, player, and parent) the opportunity to improve their knowledge of hockey and experience the enjoyment the game provides. With hockey emerging as a warm weather sport, the Arizona Coyotes have developed several avenues for fans to participate in the sport and experience hockey through hands-on interaction. For more information on the Coyotes Amateur Hockey initiatives, visit <https://youth.arizonacoyotes.com/>



### Little Howlers Program

The Little Howlers Program is an on-ice youth hockey program hosted in cooperation with the NHL, NHLPA, CCM and Pure Hockey. The program consists of six one-hour sessions designed to provide kids ages 5-9 a risk-free introduction to the sport of hockey. For a \$250 each participant receives a set of head to toe equipment, which includes a pair of skates, and a jersey, all of which the player gets to keep after their experience is complete, plus a Howlers Kids Club membership and voucher to a future Coyotes game. For more information or to register for an upcoming clinic, visit <https://www.learntoplay.nhl.com/locations/coyotes/>.

### Coyotes Raise the Pack PE Curriculum

The Arizona Coyotes developed a PE Curriculum for Street Hockey to be donated, along with sticks, nets, balls and pinnies, to over 300 schools around Arizona. This curriculum is 6 days long and designed for grades 3-6, but also has sections for grades K-3 and grade 7&8. The lesson plans incorporate basic hockey skills and gradually add more challenging drills to keep kids engaged and get more experience. Teachers are provided with a curriculum book plus a Howler thumb drive with videos of drills. Kids will receive a digital hockey workbook with activities and offers from the Coyotes.

### Kachinas Girls Hockey Association

The Arizona Kachinas and the Arizona Coyotes are proud to spearhead the growth of girls hockey by operating The Arizona Kachinas, which is the only female hockey program in Arizona. The Kachinas offer every level of play for young girls interested in hockey from the development level with the Small Frys Continue to Play program, to the Kachinas Development/House teams, and the Kachinas Elite travel programs for ages 6-19. For more information visit <https://www.arizonakachinas.com/>

### Part of the Pack Rink Partnership

For the first time in Coyotes History, the team has embarked on a city-wide partnership with six local hockey rinks in the Phoenix area. Each rink is provided various marketing items, such as dasher boards, banners, house league jerseys, etc, all branded with the Coyotes Logo in order to signify a pack mentality with anything associated with youth hockey. Other benefits include special player visits, hockey clinics, and web-site sponsorships. To learn which local rink is near you, please visit <https://youth.arizonacoyotes.com/rinks>.

### Arizona Coyotes Hockey Road Tour

The Arizona Coyotes Hockey Road Tour is a fun and exciting mobile rink set-up that brings the joy of hockey to events around the state. Included is a mini street hockey rink underneath two giant tents that will keep out the Arizona heat. Kids can also participate in our ESports Section where you can play against other Coyotes fans in NHL '20 while you wait to get back in the rink! After players have shown off their skill, they can head over and get their picture taken and be turned into an official Arizona Coyotes trading card! Ticket information and Enter to Win contests are also included at the Hockey Road Tour.



# GILA RIVER ARENA

**Gila River Arena**, Arizona's Premiere Sports & Entertainment Venue, is a state-of-the-art, multi-purpose facility located at Loop 101 and Glendale Avenue. The arena anchors the 223-acre, \$1 billion development Westgate Entertainment District, the "crown jewel" of sports and entertainment complexes. The Coyotes, the Gila River Indian Community and Gila River Casinos agreed to terms on a nine-year partnership agreement that includes the naming rights for the venue. This is the first federally recognized Tribal naming rights deal with a sports venue that houses one of four major professional sports leagues in the country.

Owned by the City of Glendale, managed by ASM Global, Gila River Arena is home to the National Hockey League's (NHL) Arizona Coyotes and a multitude of spectacular entertainment events annually. With two separate concourses on two seating levels, Gila River Arena's open concourses are fan-friendly and provide fans with an open view of the ice. The Arena also features an intimate seating bowl that has all the modern amenities. The venue seats 17,125 for Coyotes games and both seating levels have been strategically situated to create great hockey sightlines.

There are 87 luxury suites in Gila River Arena, including two tower suites and 12 party suites that can accommodate large groups of up to 50 people. In addition, the Suite Level Club (located on the club suites level) consists of 400 upscale seats with unique club and dining opportunities. The BMW Lounge is an upscale private club, open exclusively to season ticket holders. The Lounge is located directly behind the Coyotes and visiting team player benches, offering fans unique views of both the Coyotes and visiting team players as they enter and exit the ice.

The Coyotes partnered with the City of Glendale and ASM Global to purchase and install a Daktronics high definition centerhung display system and auxiliary displays at Gila River Arena during the summer of 2018. The custom-designed video display weighs approximately 56,000 pounds. The centerhung features a unique open and curved look with four convex or outward curved high definition video displays along with two lower sideline facing displays.

The rectangle-shaped centerhung system boasts two displays facing the sidelines that each measure 24 feet high by 42 feet wide and feature 6-millimeter line spacing that provide 1080p HD imagery. The two displays facing the goals each measure 16 feet high by 27.5 feet wide and feature 6-millimeter line spacing to provide 720p HD imagery. The centerhung installation combines for 2,896 square feet of active display area.

Each of these displays can highlight live video and replays but can also be divided into multiple windows to show any combination of game information, statistics, animations, sponsor messages and more. Two additional video displays are angled out from the bottom of the centerhung configuration to appeal to those fans, players and coaches that are rinkside and close to the action. Each display measures approximately 8.5 feet high by 16 feet wide and feature 6-millimeter line spacing.

The building opened on December 26, 2003 with the Arizona Sting's inaugural National Lacrosse League (NLL) game. The following night, December 27, the Coyotes hosted the Nashville Predators in front of a standing-room only crowd of 19,052 for the inaugural NHL game at Gila River Arena. The arena has also hosted five NHL Playoff series, including the 2012 Western Conference Final.

The venue has hosted major acts and numerous sell-outs such as U2, Drake, Elton John, KISS, Prince, The Rolling Stones, Tina Turner, Paul McCartney, Bruce Springsteen, Kenny Chesney, Stevie Wonder, Justin Timberlake, Katy Perry, Taylor Swift and the Eagles. Many more A-list acts and major up-and-coming artists have played the venue including P!NK, Gabriel Iglesias, Ed Sheeran, Justin Bieber, Marc Anthony, Cher, Aerosmith, Bon Jovi, Madonna, Red Hot Chili Peppers, Sam Smith, Barry Manilow, Bob Seger, and Coldplay.

Gila River Arena has also hosted a variety of live entertainment in recent years including ACE Comic Con, Travis Pastrana's Nitro Circus Live, Stars on Ice, Street League Skateboarding, Nuclear Cowboyz, Professional Bull Riding (PBR), Boxing, World Wrestling Entertainment (WWE) and Ultimate Fighting Championship (UFC). The arena has brought a number of family oriented shows to Glendale including the likes of Radio City Christmas Spectacular, Trans-Siberian Orchestra, Sesame Street Live!, the Harlem Globetrotters and Cirque du Soleil.

For more information on Gila River Arena and upcoming events, please visit [GilaRiverArena.com](http://GilaRiverArena.com) or join the conversation on social media by following @gilariverarena on Facebook, Instagram and Twitter.

## GILA RIVER ARENA FAST FACTS

- Fastest built arena of its kind in the United States (18 months)
- Over 20,000 people were involved in the construction process with a grand total of 1.5 million man-hours. At the peak of construction, 840 people worked on site at one time.
- 47,000 yards of concrete
- 5,000 tons of steel to reinforce the concrete structure
- 1,600 tons of steel support the roof which covers 187,000 square feet (4.3 acres)
- Steel in roof weighs 5 million pounds
- Roof covers 4 acres and supports 187,000 feet of insulated roofing
- 31,000 square feet of exterior glass
- 30 miles of piping systems
- 220 miles of wiring
- 41,000 lineal feet of storm drain piping
- 300,000 square feet of sidewalk was created
- 2,400 tons of air conditioning
- 10,000 gallons of water is used to create the ice sheet for hockey/figure skating

CONSTRUCTION	Began on June 17, 2002
COMPLETION	December 2003, 18 months of construction
OPENING DATE	December 26, 2003 – Arizona Sting vs. Vancouver Ravens
OPENING HOCKEY	December 27, 2003 – Phoenix Coyotes vs. Nashville Predators
OPENING CONCERT	February 12, 2004 – Bette Midler
COST	\$220 million
ARCHITECTS	HOK
CONTRACTOR	Perini Construction
OWNER	City of Glendale
MANAGEMENT	AEG Facilities
SIZE	Located on 223 acres, the arena complex is 612,900 square feet and built 90 feet underground
LOCATION	9400 West Maryland Avenue Glendale Avenue, Arizona 85305
SEATING	Seating capacity for hockey – 17,125 with a maximum of 20,000
PARKING	7,000 parking spaces on site around the arena
LUXURY SUITES	87 suites located on two mid-level concourses, each accommodates up to 20 guests
PUBLIC ENTRANCES	Five entrances, located at Gate 1 (southwest), Gate 2 (west), Gate 4 (north), Gate 6 (east) and Gate 7 (southeast).
MEDIA ENTRANCE	Media parking for Coyotes games at Gila River Arena is available in the Renaissance Parking Garage (levels 2 & 3) directly across from Gate 1 near the southwest corner of the arena. Show your media credential or station/newspaper identification for access.







**FRONT OFFICE**



## Alex Meruelo

**Majority Owner, Chairman & Governor, Arizona Coyotes**  
**President & CEO, Meruelo Group, LLC**

Alex Meruelo became the Majority Owner, Chairman, and Governor of the Arizona Coyotes on July 29, 2019. Alex founded and oversees Meruelo Group LLC, which supports his still-growing family of companies across a variety of business sectors, including entertainment, gaming and hospitality, construction, real estate, banking, and food services.

Born in New York City to immigrants from Cuba, Alex grew up in the Los Angeles area. In 1985, he received his Bachelor of Science degree from California State University, Long Beach.

Shortly after graduating, Alex established La Pizza Loca, a fast food pizza business focused on the needs and unique tastes of the local Latino community. From a single location in Huntington Park, California, Alex grew La Pizza Loca into a string of company-owned and franchised pizza restaurants well known across the Southern California Hispanic community.

Later, Alex expanded further in the food services industry through both Fuji Food Products, Inc., a national food manufacturing company that produces a diverse range of food products for retail customers, and Fujisan Franchising Corp. which franchises a fresh, handcrafted sushi and Asian food kiosk concept to independent franchisees throughout the United States.

Building further on his success, Alex assembled and developed a residential and commercial real estate portfolio with holdings throughout Southern California. Those investments led Alex to expand into construction through Meruelo Enterprises, Inc., owner of six utility construction companies with deep roots in building major private and public construction projects throughout Southern California.

An active investor, Alex currently sits on the board of Commercial Bank of California based in Irvine, California. His other business interests include the SAHARA Las Vegas Hotel and Casino, the Grand Sierra Resort and Casino in Reno, and a number of television and radio stations in Southern California.

Alex supports a wide range of philanthropic causes and institutions across the United States.

Alex and his wife have three children. Extremely proud to have become the only Hispanic majority owner in the history of the National Hockey League, Alex looks forward to helping the Coyotes grow the team's already expansive community involvement in the Valley – and to bringing a Stanley Cup to the state of Arizona.





## Andrew Barroway

### Minority Owner & Alternate Governor

Andrew Barroway is the Coyotes' Minority Owner & Alternate Governor.

Barroway became the sole owner of the Arizona Coyotes in June of 2017. He served as the Coyotes' Majority Owner, Chairman and Governor from December 31, 2014 to July 29, 2019.

Mr. Barroway is the Managing Partner of Merion Investment Management LP, an event driven hedge fund that currently manages more than \$1 Billion. Merion was founded in January 2009. Barroway graduated from the University of Pennsylvania Law School in 1991.







## Xavier A. Gutierrez

### President, Chief Executive Officer & Alternate Governor, Arizona Coyotes Hockey Club

Xavier A. Gutierrez was named as the President, Chief Executive Officer and Alternate Governor of the Arizona Coyotes Hockey Club on June 8, 2020. In this role, Mr. Gutierrez oversees all business operations, strategic planning, significant organizational decision-making, and government relations for the club.

Mr. Gutierrez is the first Latino President & CEO in the history of the National Hockey League. He joins the Coyotes from his position as Managing Director at Clearlake Capital Group. Mr. Gutierrez has a 20+ year career as a business executive, investor and dealmaker focused on investment management, corporate strategy & operations, finance and business development.

As Managing Director at Clearlake Capital Group, Mr. Gutierrez focused on investments, operations, strategic development, and investor client servicing & outreach. Mr. Gutierrez was based in the firm's Santa Monica, California headquarters and was a member of Clearlake's Executive Committee and contributor to its Investment Committee. Clearlake is a leading private investment firm founded in 2006, managing over \$24 Billion of institutional capital since inception whose senior investment principals have led or co-led over 200 investments in technology, industrials and consumer companies. Mr. Gutierrez is a member of Clearlake's Executive Council, comprised of senior business and investment executives who provide strategic counsel to Clearlake and its portfolio companies.

Previously, Mr. Gutierrez served as Chief Investment Officer of Meruelo Group, the family office of US Latino business executive and Coyotes Chairman and Governor Alex Meruelo, and President & Chief Investment Officer of Meruelo Investment Partners, the firm's investment affiliate. At Meruelo Group, Mr. Gutierrez oversaw investments and acquisitions, and was responsible for deal origination, underwriting, execution, and capital sourcing. He also helped lead the strategic management of 40-plus portfolio companies across industries including: Banking & Financial Services; Hospitality & Gaming; Media; Infrastructure; Restaurant & Food Services; Real Estate; Public Equity; and Private Equity.

Prior to Meruelo Group, Mr. Gutierrez was Principal & Managing Director with Phoenix Realty Group, a national real estate private equity firm managing approximately \$1 billion in institutional capital from leading public pension funds, banks and insurance companies. In addition, Mr. Gutierrez has held positions with the law firm of Latham & Watkins, the investment bank Lehman Brothers, and worked as a financial analyst in the League Office of the National Football League.

Mr. Gutierrez is currently a Shareholder and serves on the Board of Directors of Commercial Bank of California (CBC). CBC is a privately held, full-service commercial bank based in Los Angeles/Orange County with over \$1.5 billion in assets, making it the largest Latino-owned bank in California.

From January 2016 until September 2017, Mr. Gutierrez was appointed and served as a voting member of the US Securities Exchange Commission Advisory Committee on Small and Emerging Companies, which provided a formal mechanism for the SEC to receive advice and recommendations on privately held small businesses and publicly traded companies with a market capitalization less than \$250 million. In addition, Mr. Gutierrez previously served on the Board of Directors of Sizmek, Inc. (formerly NASDAQ: SZMK), an advertising technology company.

Mr. Gutierrez has been very active with several non-profit, academic, and philanthropic organizations. He serves on the Board of Directors and Investment Committee for the Arizona Community Foundation (ACF), a public charitable foundation managing approximately \$1 billion in assets to improve the quality of life in Arizona by promoting and facilitating effective philanthropy. Mr. Gutierrez is also on the Aspen Institute Latinos & Society Program Advisory Board which is committed to increasing Latino access to opportunity and inclusion in the economy by gathering diverse, nonpartisan thought leaders to address US Latino economic development. He also serves as a member of the Greater Phoenix Leadership (GPL), an organization of leading CEO's in the business, education, philanthropy and public policy sectors to improve economic vitality and quality of life in Phoenix, Arizona. In addition, Mr. Gutierrez is on *NHL's Executive Inclusion Council* which is comprised of a group of owners, team presidents and general managers geared toward ensuring diversity and inclusion within the league's organizations. He also serves on the Advisory Board for Pro Sports Assembly, a community of leaders in professional sports, advancing diverse and inclusive leadership in teams, leagues and unions. In addition, Mr. Gutierrez serves on the Board of Directors of the National Association of Investment Companies (NAIC), a Washington DC-based trade association founded in 1971 that serves as the largest network of diverse-owned and emerging private equity firms and hedge funds in the United States. Mr. Gutierrez also serves on the Advisory Council for the Hispanic Scholarship Fund, the national organization focused on providing financial support for US Latinos to pursue higher education. Mr. Gutierrez proudly serves on the Board of Regents of his alma mater, Bellarmine College Preparatory (San Jose, CA).

Previously, Mr. Gutierrez served on the Board of Directors and the Investment Committee of the California Community Foundation (CCF), a public charitable organization founded in 1915 that stewards nearly \$1.7 billion in assets and manages more than 1,600 charitable foundations, funds and legacies for the greater Los Angeles community. In addition, Mr. Gutierrez served on the Board of Directors of the US Hispanic Chamber of Commerce, the national organization dedicated to supporting and promoting the 4million+ Hispanic/Latino-owned businesses in the United States. Mr. Gutierrez also previously served on the Board of Trustees for Southern California Public Radio, on the Board of Regents of Loyola Marymount University (Los Angeles, CA), the Board of the Harvard Club of Southern California, the Stanford Law School Board of Visitors and the Young Alumni Committee of the Harvard Alumni Association.

Mr. Gutierrez is a proud graduate of Bellarmine College Preparatory, an all-boys Jesuit high school in San Jose, California. He received his Bachelor of Arts (AB) cum laude in Government from Harvard University, and his Doctor of Jurisprudence (JD) from Stanford Law School. Mr. Gutierrez, his wife Jericca, and son Xavi live in Paradise Valley, Arizona.





**Bill Armstrong**  
General Manager

Bill Armstrong was named General Manager of the Arizona Coyotes on Sept. 17, 2020. Armstrong is the tenth general manager in franchise history.

Armstrong, 50, joined the Coyotes from the St. Louis Blues where he helped build the 2019 Stanley Cup Champions. He began his career with St. Louis in July of 2004 as an amateur scout and in August of 2010, he was named as the club's Director of Amateur Scouting. On August 28, 2018, he was promoted to the assistant general manager position while maintaining his duties as director of amateur scouting.

In addition to assisting the Blues' general manager in hockey operations decisions, Armstrong oversaw the team's participation in the NHL Draft. In the seven years since he took over as director, Armstrong orchestrated the selections of numerous talented players including Jake Allen, Joel Edmundson, Robby Fabbri, Colton Parayko, Vince Dunn, Jordan Binnington and Robert Thomas, all of whom played roles in the Blues capturing the 2019 Stanley Cup.

Prior to joining the Blues, Armstrong spent six seasons as a coach in the American Hockey League (AHL) and East Coast Hockey League (ECHL). He began as an assistant coach with the AHL's Providence Bruins in 1998, helping lead the Bruins to the 1999 Calder Cup Championship. Armstrong was named the head coach of Providence prior to the start of the 2000-01 season, a position he held for two seasons (2000-02). In his first season (2000-01), he led the Bruins to the best start in team history (16-4-1-2) and was named head coach of the Planet USA All-Star Team. Following his stint in Providence, Armstrong spent two seasons (2002-04) as the head coach of the Trenton Titans of the ECHL.

A native of Richmond Hill, Ontario, Armstrong played four seasons in the Ontario Hockey League (OHL) and won the Memorial Cup with the Oshawa Generals in 1990. Drafted in the third round (46th overall) by the Philadelphia Flyers in 1990, Armstrong played nine seasons in the AHL and the International Hockey League (IHL), appearing in 543 games and collecting 74 points (10 goals, 64 assists) and 1,443 penalty minutes.





## Patrick Murphy

### President, Business Operations, Strategy & Development

Patrick Murphy is in his first year as President of Business Operations, Strategy & Development with the Coyotes. He oversees all the team's business, finance, corporate, ticketing, sales and marketing departments.

Murphy joined the Coyotes after spending 30 years in administrative roles at Mater Dei High School in Santa Ana, California. He most recently served as the school's President from 2002 to 2020 and previously held positions of Principal and Assistant Principal at Mater Dei.

Murphy served as Director of Athletics & Physical Education at La Jolla Country Day School from 1989 to 1990. He also spent five years as Assistant Principal & Athletic Director at the University of San Diego High

School.

In addition to his administrative roles, Murphy has coached basketball at the college, high school and club levels including as the Assistant Men's Basketball Coach at San Diego State University (1982-84), the Varsity Boys' Assistant Basketball Coach at Mater Dei High School (1991-94), the Head Boys' Basketball Coach at USD High School (1985-89), the Head Boys' Basketball Coach at St. Thomas More High School (1978-81) and the Head Girls' Basketball Coach at St. Angela Academy (1976-78). He also served as President and Head Coach of the Irvine Sol Basketball Club from 2004 to 2010.

Murphy graduated Summa Cum Laude with his Master's Degree in Technology in Athletics and Education from San Diego State University. He obtained his Bachelor's Degree in Education from Simon Fraser University in Burnaby, B.C., Canada.

Murphy has been involved in a variety of professional and charitable organizations including the National Catholic Education Association, National Interscholastic Athletic Administrators Association, National Association of Basketball Coaches, Santa Ana Chamber of Commerce, Business Vitality Council, California Interscholastic Federation Council, Boys Hope/Girls Hope Education Program Committee, Catholic Education Trust of Orange Executive Committee, Diocese of Orange Catholic Schools Task Force, Diocese of Orange, Catholic Schools Sustainability Leadership Work Group, Marian Alliance Schools Sustainability Foundation and the CIF-Southern Section Private School Leadership Committee, Chair.

Patrick and his wife Marti have been married for 32 years, with two daughters (Svetlana 28 and Liana 26) and three grandsons (Jake 7, Jackson 4 and Harrison 3).



## Alex Meruelo Jr.

### Strategic Advisor, Business and Hockey Operations

Alex Meruelo Jr. joined the Coyotes organization in August 2019. He serves as a strategic advisor to the Coyotes business and hockey operations departments and works closely with Coyotes' President & CEO Xavier Gutierrez, President of Business Operations Pat Murphy and General Manager Bill Armstrong. Alex is also the Chairman of the Arizona Coyotes Foundation and is very involved with the team's community and fundraising efforts.

Alex grew up in Newport Beach, Calif., and was a student at the prestigious Mater Dei High School. He attended the University of Southern California, graduating from the Marshall Business School in 2019.

Alex resides in Paradise Valley, Arizona.





## Shane Doan

### Chief Hockey Development Officer

Shane Doan returned to the Coyotes organization on January 11, 2021 as the club's Chief Hockey Development Officer. Doan will report directly to Coyotes' President & CEO Xavier Gutierrez and will also work closely with Coyotes Owner, Chairman & Governor Alex Meruelo and General Manager Bill Armstrong. He will support the club's business and hockey operations departments and be consulted on all major club decisions and initiatives.

Doan retired following 21 seasons and 1,540 regular season NHL games with the Coyotes franchise. He finished his career with 402-570-972 and 128 power-play goals while his 1,540 regular season games played are tied with John Bucyk for 17th place on the NHL's all-time list.

The Coyotes retired Doan's number 19 jersey on Sunday, February 24, 2019 when the Coyotes hosted the Winnipeg Jets. Doan became the first Coyotes player to have his jersey retired at Gila River Arena.

The 44-year-old Doan, who was drafted seventh overall by the Jets in the 1995 NHL Draft, served as Arizona's captain for his final 13 seasons and retired as the NHL's longest-tenured captain. Doan is the team's all-time leader in games played (1,540), goals (402), assists (570), points (972), power-play goals (128) and game-winning goals (69).

Doan represented the Coyotes at the 2004 and 2009 NHL All-Star Games and was awarded the King Clancy Memorial Trophy for community service in 2010 and captured the Mark Messier NHL Leadership Award in 2012. The Halkirk, AB native represented Canada at the 2004 World Cup of Hockey, the 2006 Olympic Winter Games and six IIHF World Championships.







## Steve Sullivan

### Assistant General Manager

Steve Sullivan enters his fourth season as the team's Assistant General Manager. He was promoted to the position on May 18, 2017. In his role, Sullivan also serves as General Manager of the Tucson Roadrunners, the team's American Hockey League (AHL) affiliate, in addition to overseeing the Coyotes' amateur player development staff.

Sullivan, 46, joined the Coyotes hockey operations department on September 8, 2014 as the team's Development Coach. On May 26, 2016, he was promoted to Director of Player Development.

Sullivan joined the organization after a 16-year NHL career that included stints with the New Jersey Devils, Toronto Maple Leafs, Chicago Blackhawks, Nashville Predators, Pittsburgh Penguins and Coyotes.

The Timmins, Ontario native totaled 290-457-747 in 1,011 career NHL games. He also recorded 9-14-23 in 50 career Stanley Cup Playoff games. Sullivan collected 5-7-12 in 33 contests with the Coyotes in 2012-13 and appeared in his 1,000th career NHL game on March 28, 2013 against Nashville.

In 2009, Sullivan was the recipient of the Bill Masterton Trophy, which is awarded each year to the National Hockey League player who best exemplifies the qualities of perseverance, sportsmanship and dedication to hockey. Sullivan became the first player in Predators history to win an NHL award.

Steve and his wife, Kristen, have four children, Aidyn, Garner, Drake and Karlisle.



## Brian Daccord

### Special Assistant to the GM/ Director of Goaltending Operations

Brian Daccord joins the Arizona Coyotes as Special Assistant to the General Manager and Director of Goaltending Operations following five seasons with the Toronto Maple Leafs serving in both the Scouting and Player Development Departments. Prior to joining the Leafs, Daccord was the goaltending coach for Adler Mannheim in the DEL for six seasons, winning the German Championship in 2014-2015 under current Calgary Flames head coach Geoff Ward. He has also served on the staff of head coaches Pat Burns, Mike Keenan and Robbie Ftorek while goaltending coach for the Boston Bruins.

A native of Montreal, Quebec, Daccord earned a scholarship to play NCAA college hockey at Merrimack College which led to a seven year professional career in the Swiss National "A" League. Following retirement he returned to North America and earned a Master's Degree in sports management and authored the book "Hockey Goaltending". Daccord

began his coaching career as an assistant at his Alma Mater and established his goaltending development company, Stop It Goaltending, LLC, which trains over 1,000 goalies annually and has produced over 25 NHL draft picks.

Brian and his wife, Daniela, are residents of North Andover, Massachusetts and have two children... Joey, a goaltender in the Ottawa Senators system and Alex a goaltender at St Anselm College in Manchester, New Hampshire.



## David Ludwig

### Director of Hockey Operations & Salary Cap Compliance

David Ludwig joined the Coyotes in December 2020 as the team's new Director of Hockey Operations & Salary Cap Compliance.

The Culver City, California native comes to Arizona following 10 years at KO Sports, Inc. where he was a Certified Player Agent with the NHL Players' Association and most recently served as the company's Director of Hockey Operations & Licensing. Ludwig was primarily responsible and involved in all areas of player contract negotiations and salary arbitration, endorsement and licensing contracts, free agency and the NHL Entry Draft while also scouting and identifying elite hockey prospects in both Western Canada and the United States.

Ludwig, who is both a United States and Canadian citizen, attended the University of Colorado Boulder where he won an American Collegiate Hockey Association (ACHA) National Championship in 2005 and received his Bachelor of Arts degree in communications in 2008. Ludwig later earned his Juris Doctorate from the University of Denver, Sturm College of Law in 2012 and is a member in good standing of the Colorado Bar Association.

David and his wife, Ellen, reside in Scottsdale with their dog Dolly.



## Scott Walker

### Director of Player Personnel

Scott Walker was named Special Assistant to the General Manager on June 26, 2019 and now serves as the team's Director of Player Personnel.

The 46-year-old Walker joined the Coyotes hockey operations department after spending four seasons with the Vancouver Canucks as their Director of Player Development.

Prior to his time in Vancouver, Walker served as the head coach of the Guelph Storm of the Ontario Hockey League (OHL) from 2010-2015, winning the OHL championship in 2014.

On the international stage, the Cambridge, ON native has captured two gold medals, first as an assistant coach for Team Canada at the 2012 Ivan Hlinka Tournament and then as an assistant coach at the 2015 World Junior Championship.

He also helped Canada win a bronze medal at the 2018 Winter Olympics in South Korea.

The former NHL forward spent 15 seasons in the League, registering 151-246-397 and 1,162 penalty minutes (PIM) in 829 career games with the Canucks, Nashville Predators, Carolina Hurricanes and Washington Capitals.



## Matt Perri

### Director of Analytics

Matt Perri joins the Coyotes from Sportlogiq in Montreal, Quebec where he served as the company's Sr. Director of Hockey and Pro Services. In this role, he worked directly with NHL, AHL, SHL and CHL teams, providing insight and clarity to the cutting edge of hockey analytics, translating numbers into hockey-speak and turning raw data into actionable reports.

The Edmonton, Alberta native spent over five years with Sportlogiq after starting in 2015 as a Sports Video Analyst. He also held the roles of Team Leader – Sports Analytics & Services, Hockey Account Manager and Director of Hockey Operations.

In his role with the Coyotes, Perri will lead the analytics department in providing actionable analysis to the coaching and scouting staffs as well as supporting management with player personnel decisions.



## Bryan Stewart

### Director of Pro Scouting

Bryan Stewart is in his second season with the Coyotes as the team's Director of Pro Scouting. He oversees all regional pro scouts covering the NHL and AHL.

Stewart previously worked two seasons as a pro scout for the Coyotes and now possesses over 14 years of pro scouting experience with several NHL teams.

The 38-year-old native of Orchard Park, NY spent time with the Toronto Maple Leafs as a pro scout from 2014 to 2017. He also served as the Columbus Blue Jackets' Director of Video Scouting & Pro Scout from 2007 to 2013 and as Pro Video Scout with the Buffalo Sabres from October 2005 to August 2007.

Bryan played college hockey as a goaltender for the NJCAA Erie Community College Kats during the 2003-04 season.

He currently resides in Columbus, OH with his wife Jessica and children Lacey and Dominik.



## Darryl Plandowski

### Director of Amateur Scouting

Darryl Plandowski was named the team's new Director of Amateur Scouting on October 1 2020.

Plandowski joins the Coyotes following 12 seasons with the 2020 Stanley Cup Champion Tampa Bay Lightning where he most recently was the team's Assistant Director of Amateur Scouting. He was named to that post on August 1, 2019 and helped manage the team's amateur scouting staff. The veteran scout previously spent 11 seasons as Tampa Bay's head amateur scout.

Prior to joining the Lightning, Plandowski worked two seasons as an amateur scout with the Pittsburgh Penguins. Before that, he spent eight years in a similar role for the Buffalo Sabres. He also was a member of the Seattle Thunderbirds organization of the Western Hockey League including four seasons as a scout and two as an assistant coach.

Plandowski played college hockey at Northern Michigan University from 1987 to 1991, totaling 53-78-131 in 166 career games.



## Ryan Jankowski

### Associate Director of Amateur Scouting

Ryan Jankowski was named as the Coyotes' new Associate Director of Amateur Scouting on October 2, 2020.

Jankowski joins the Coyotes following two years with the Buffalo Sabres as their Director of Amateur Scouting where he oversaw all amateur scouting and ran the team's drafts including the 2018 Draft when Buffalo selected defenseman Rasmus Dahlin first overall.

Jankowski previously spent four seasons in several roles with Hockey Canada including Head Scout and Director of Player Personnel, in which he oversaw all player evaluation and selection for Canada's national junior team as well as the team's under-18 and under-17 programs. He also performed managerial duties with Canada's under-18 team.

The Calgary, AB native possesses over 10 years of additional experience in NHL front offices. He spent three seasons with the Montreal Canadiens (2010-11 to 2012-13) as an amateur scout and was also a member of the New York Islanders organization for seven years (2003-04 to 2009-10) including four as an assistant general manager.

## PRO & AMATEUR SCOUTS




**Mike Guentzel**  
Pro Scout



**Ryan Minicola**  
Pro Scout



**Clay Adams**  
Pro/Amateur Goal-  
tender Scout



**Cory Banika**  
Amateur Scout



**Tyler Bilton**  
Amateur Scout



**Rick Comley**  
Amateur Scout



**Teal Fowler**  
Amateur Scout



**Jani Kiviharju**  
Amateur Scout



**Kevin Pedersen**  
Amateur Scout



**Gary Sullivan**  
Amateur Scout



**Kevin Thacker**  
Amateur Scout



**Magnus Olsson**  
Amateur Goaltend-  
ing Scout


Not pictured:

**Matt Tiesling**, Amateur Scout

## HOCKEY OPERATIONS STAFF



**Dave Griffiths**  
Manager of Team  
Services



**Joey Poljanowski**  
Manager of Hockey  
Operations




**Jim O'Neal**  
Team Security



**Jeff Walker**  
Head of Research  
and Development



**Erin Bilello**  
Executive As-  
sistant, Hockey  
Operations



**Lee Stempniak**  
Hockey Data  
Strategist



**Jake Schmick**  
Hockey Operations  
Assistant





## Rick Tocchet

### Head Coach

Rick Tocchet enters his fourth season as Head Coach of the Coyotes. He was named the 18th head coach in Coyotes/Jets franchise history on July 11, 2017.

Tocchet, 56, guided the Coyotes to the Stanley Cup Playoffs for the first time since 2012 with the team's 2020 Qualifying Round series victory over the Nashville Predators. Earlier in 2020, Tocchet was selected to coach the Pacific Division at the NHL All-Star Game in St. Louis.

Tocchet joined the Coyotes following three seasons and back-to-back Stanley Cup championships as an assistant coach with the Pittsburgh Penguins. Tocchet joined Pittsburgh on June 25, 2014 and helped the Penguins become the first team since the 1997 and 1998 Detroit Red Wings to win consecutive Stanley Cup titles.

The Scarborough, Ont. native began his coaching career as an assistant with the Colorado Avalanche from 2002-04. Tocchet spent one season as an assistant with the Coyotes in 2005-06 before joining the Tampa Bay Lightning as an assistant coach in 2008. He was named interim head coach of the Lightning on Nov. 14 and later head coach following the 2008-09 season. Tocchet served as Tampa Bay's head coach for two seasons (2008-10).

The former winger played 18 NHL seasons including parts of three seasons with the Coyotes (1997-00). Tocchet totaled 64-66-130 and 371 penalty minutes (PIM) in 213 games with Phoenix. He finished second on the team with 26 goals in both 1997-98 and 1998-99.

The four-time NHL All-Star won the Stanley Cup with the Penguins in 1992 and played in the 1987 Stanley Cup Final with the Philadelphia Flyers. Tocchet totaled 440-512-952 and 2,972 PIM in 1,144 career NHL games with the Flyers, Penguins, Coyotes, Los Angeles Kings, Boston Bruins and Washington Capitals. His best season came in 1992-93 when he played alongside Mario Lemieux and totaled 48-61-109 and 252 PIM. Tocchet is one of just three players in League history to record 400-plus goals and 2,500 PIM while he also registered five 30-plus goal seasons and three seasons with 40-plus goals. He was originally drafted by the Flyers in the sixth round (125th overall) in the 1983 NHL Draft.

Tocchet also represented Canada on multiple occasions including the 1990 and 1991 World Championships while winning Canada Cup titles in 1987 and 1991.







## Phil Housley

### Assistant Coach

Phil Housley is in his second season as Assistant Coach with the Coyotes. He signed a multi-year contract to join Arizona's coaching staff on June 23, 2019.

Housley was previously named the Head Coach of the Buffalo Sabres on June 15, 2017 and served in that role for two seasons. The 56-year-old native of St. Paul, Minnesota spent four seasons as an assistant coach with the Nashville Predators, helping guide the team to their first ever Stanley Cup Final appearance in 2017.

Prior to coaching in the NHL, Housley spent time coaching for Team USA at the international level, serving as an assistant coach at two IIHF World Junior Championships and three IIHF World Championships. Most notably, he served as the head coach when Team USA won the gold medal at the 2013 IIHF World Junior Championship.

Drafted by Buffalo sixth overall in the 1982 NHL Entry Draft, Housley played 21 NHL seasons with the Sabres, Winnipeg Jets, St. Louis Blues, Calgary Flames, New Jersey Devils, Washington Capitals, Chicago Blackhawks and Toronto Maple Leafs. He collected 338 goals, 894 assists, 1,232 points and 822 penalty minutes in 1,495 career NHL games.

A seven-time NHL All-Star (1984, 1989, 1990, 1991, 1992, 1993, 2000), Housley won a gold medal at the 1996 World Cup of Hockey and a silver medal at the 2002 Winter Olympic games with Team USA. He was inducted into the Hockey Hall of Fame in 2015, IIHF Hall of Fame in 2012 and the U.S. Hockey Hall of Fame in 2004.

Housley and his wife, Minnesota State Senator Karin Housley, have four children: Taylor (husband Jeremy), Reide (husband Tommy), Wilson and Avery and three grandchildren: Louis, Archer and Locke.



## Cory Stillman

### Assistant Coach

Cory Stillman is in his first season as Assistant Coach with the Coyotes.

He joined the Coyotes from the Sudbury Wolves where he served as the team's Head Coach since 2017. He compiled a 94-89-16 record over three seasons with Sudbury.

The 46-year-old native of Peterborough, Ontario previously spent time with the Carolina Hurricanes as their Director for Development for five seasons. He also worked in player development with the Florida Panthers following his playing career.

Stillman totaled 278-449-727 in 1,025 career NHL games as a forward with the Calgary Flames, St. Louis Blues, Tampa Bay Lightning, Hurricanes, Ottawa Senators and Panthers. He won back-to-back Stanley Cups in 2003-04

(Tampa Bay) and 2005-06 (Carolina).

He was originally drafted by Calgary in the first round (sixth overall) in the 1992 NHL Entry Draft.



## Corey Schwab

### Goaltending Coach

Corey Schwab enters his sixth season with the organization and his fourth as the Coyotes' NHL goaltending coach.

Under Schwab's watch, Darcy Kuemper was selected to the Pacific Division team for the 2020 NHL All-Star Game. He was just the fourth goaltender in Coyotes history to be chosen for the All-Star Game and finished the 2019-20 regular season with a .928 save percentage (SV%) and 2.22 goals against average (GAA).

In 2018-19, Kuemper started a career-high 55 games and won a career-high 27 games. He earned the NHL's Third Star of the Week (Mar. 25-31) and went 22-9-6 with a .933 SV% and a 2.05 GAA from Jan. 1 to the end of the season.

During the 2017-18 season, Schwab helped Antti Raanta end the season with the second-highest SV% (.930) and the second-lowest GAA (tied-2.24) in the NHL. He ranked among the franchise single season leaders in both SV% (tied-

first) and GAA (third).

Schwab previously oversaw all the Coyotes' minor league goaltenders at the AHL, ECHL and amateur levels and assisted in goalie evaluations.

The 50-year-old Schwab spent seven seasons with the San Jose Sharks organization as a goaltending development coach where he oversaw the goaltending coaching duties for Sharks prospects. The North Battleford, Saskatchewan native also spent three seasons (2005-08) as associate goaltending coach and scout for the Tampa Bay Lightning.

Schwab played eight NHL seasons and registered a 42-63-13 record with a 2.89 GAA and an .896 SV% in 147 games with the New Jersey Devils, Lightning, Vancouver Canucks and Toronto Maple Leafs. He was a member of the 2003 Stanley Cup Champion New Jersey Devils, as well as the 1995 Calder Cup Champion Albany River Rats.



### **Hunter Cherni**

#### **Head Video Coordinator**

Hunter Cherni begins his first season with the Coyotes as the team's Head Video Coordinator.

Cherni joins the Coyotes from the Boston Bruins where he spent the 2019-20 season as the team's Assistant Video Coordinator. He previously worked for the Providence Bruins of the American Hockey League (AHL) as their Video Analyst and Team Services from 2015 to 2019.

The 28-year-old native of Avon Lake, Ohio also spent time with the Seattle Thunderbirds (WHL), Lake Erie Monsters (AHL) and Saginaw Spirit (OHL).

Cherni will oversee all the video needs of the Coyotes' coaching staff including pre-scouting opponents as well as breaking down, analyzing and reviewing game video with Coyotes players and coaches.

He and his wife, Bryanna, have a son, Beau.



### **Mark Bell**

#### **Director of Player Development**

Mark Bell enters his fourth season with the Coyotes and second as Director of Player Development. He oversees all prospect development at the American Hockey League (AHL), junior and collegiate levels.

Bell joined the organization following one season as an assistant coach for the St. Mary's Lincolns of the Greater Ontario Junior Hockey League.

The 40-year-old Bell registered 87-95-182 in 450 career NHL games over eight seasons with the Chicago Blackhawks, San Jose Sharks, Toronto Maple Leafs and Anaheim Ducks.

In addition, Bell spent seven years playing in Europe and finished his career playing his final three seasons in Berlin, Germany.



### **Alex Henry**

#### **Player Development Coach**

Alex Henry enters his fourth season as the team's Player Development Coach. He oversees all pro player development including working with coaches and players in the Coyotes' minor league system. Prior to joining Arizona, Henry spent two seasons as an assistant coach at Dalhousie University.

Henry enjoyed a 15-year professional hockey career that included stints with the Edmonton Oilers, Washington Capitals and Minnesota Wild. Henry also skated in the AHL and played two seasons of professional hockey in Europe.

The Elliott Lake, Ontario native totaled 2-9-11 in 177 career NHL games and registered 16-70-86 in 632 career AHL games.

Alex and his wife, Megan, live in Halifax, Nova Scotia with their sons, Christopher and Liam.



### **Brett Stewart**

#### **Director of European Pro Scouting & Development**

Brett Stewart enters his fifth season as Player Development Coach and Pro Scout in Europe with the Coyotes. Stewart was previously a coach and general manager for Skien and Tonsberg in the Norwegian Hockey League.

Prior to beginning his coaching career, Stewart enjoyed a 12-year professional playing career which included stints in Germany, Austria, Sweden and Norway. The Regina, Saskatchewan native also skated in five games with Canada's National Team in 1996-97. He retired as a player in 2002.

Brett and his wife of 25 years, Hege, reside in Norway with their two kids Noah (25) and Xavier (18).

**Zac Bierk****Goaltending Development Coach**

Zac Bierk begins his third season with the Coyotes as Goaltending Development Coach. He oversees all goaltender prospect development at the American Hockey League (AHL), junior and collegiate levels.

Bierk joined the organization following five seasons as goaltending coach for the Oshawa Generals of the Ontario Hockey League where he won a Memorial Cup in 2015. He also previously served as a coach with Hockey Canada. He is co-owner of Armour Goaltending School in Toronto.

The 43-year-old Bierk posted a 3.18 goals against average (GAA) and a .901 save percentage (SV%) in 47 career NHL games with the Tampa Bay Lightning, Minnesota Wild and Coyotes. He registered a 2.46 GAA with a .924 SV% in 20 games with the Coyotes from 2002-04.

**Lars Hepso****Skating Coach**

Lars Hepso is in his third season with Arizona after joining the Coyotes on June 28, 2018 as the team's Skating Coach.

Hepso is the Founder & President of Skate with Power. The 28-year-old works with all Coyotes players at the NHL, AHL and junior levels.

The Penticton, BC native is in his 13th year as a skating instructor and graduated with a business management degree from UBC Okanagan.



**Stan Wilson**  
**Head Equipment Manager**

Stan Wilson returns for his 31st season with the Coyotes organization and 25th season as Head Equipment Manager.

The Melfort, Saskatchewan native began his career as an Equipment Manager in 1980 with the Junior B. Melfort TM's. He joined the Prince Albert Raiders of the Western Hockey League (WHL) for the 1982-83 season, enjoying a Memorial Cup championship in 1985. Wilson then joined the Winnipeg Jets in 1990 as an Equipment Manager and has been with the organization ever since.

In 2007, Wilson won a gold medal as the Equipment Manager of Team Canada at the IIHF World Championship in Russia. Wilson was also Equipment Manager of the gold-medal winning Canadian squad at the 2003 IIHF World Championship in Finland. In 1997, Wilson represented the Coyotes as one of the equipment managers for the NHL All-Star Game in San Jose.



**Tony Silva**  
**Equipment Manager**

Tony Silva begins his 23rd season with the Coyotes organization as the team's Equipment Manager. On February 16, 2017, Silva recorded his 1,500th NHL game at Los Angeles. Silva previously worked his 1,000th NHL game at Detroit on November 8, 2010,

Silva joined the Coyotes from the San Jose Sharks, where he served three seasons as an equipment manager. Prior to that, the 48-year-old native of San Jose, California worked three seasons as a visiting locker room attendant with San Jose.

Before getting involved with hockey, Silva served as an Equipment Manager for the San Jose Earthquakes of the Western Soccer League (WSL). He also worked with the San Francisco Bay Blackhawks of the American Professional Soccer League (APSL).

Tony has three children: Dominik, Landon and Ashtyn. The family resides in Scottsdale.




**Jason Rudee**  
**Assistant Equipment Manager**

Jason Rudee returns for his 20th season as Assistant Equipment Manager with the Coyotes after working seven seasons (1994-95 to 2000-01) with the San Jose Sharks as the team's assistant equipment manager and equipment transportation specialist.

The 47-year-old Rudee was the recipient of the inaugural commitment to excellence award in 2011-12 as voted on by the league's 30 equipment managers.

Rudee splits his duties between assisting the Coyotes equipment staff with the day-to-day equipment and locker room maintenance and serving as the visiting dressing room manager. He manages the visiting team's equipment upon arrival and assists the visiting team's equipment manager with all his needs while in town.

Jason, his wife Jeannette and their daughters, Haley and Hannah, reside in Cave Creek. Haley attends the University of Arizona while Hannah is currently a senior in high school.



**Denver Wilson**  
**Assistant Equipment Manager**

Denver Wilson enters his fifth season as Assistant Equipment Manager with the Coyotes. He joined the organization following three seasons with the Los Angeles Kings as their Assistant Equipment Manager.

The 33-year-old Wilson was part of two Stanley Cup Championships with the Kings in 2012 and 2014. He previously served as assistant equipment manager with the Houston Aeros, the former AHL affiliate of the Minnesota Wild, from 2010-11. Wilson was also head equipment manager for the Arizona Sundogs (CHL) from 2008-10. He originally started with the Coyotes as a locker room attendant at age 11.

Wilson assists the Coyotes equipment staff in day to day operations, travel and equipment repair.

Denver and his wife, Kalie, and daughter, Wynter, reside in Phoenix.





## Dave Zenobi

### Head Athletic Trainer

Dave Zenobi enters his fourth season as the Coyotes Head Athletic Trainer. Zenobi oversees all aspects of the team's medical operations.

Zenobi, 52, joined the Coyotes after spending ten seasons with the Florida Panthers, nine of them as the Head Athletic Trainer where he oversaw all medical and training operations. Prior to that, he spent five seasons with the Cleveland Barons of the American Hockey League (AHL) serving as the Head Athletic Trainer.

A native of Lyndhurst, Ohio, Zenobi began his career in hockey in 1994 with the Cleveland Lumberjacks of the International Hockey League (IHL) and has also worked with Team USA at the 2013 World Championships in Helsinki, Finland where he earned a bronze medal.

Zenobi, who is a certified member of the National Athletic Trainers' Association, the Arizona Board of Athletic Training, and the Professional Hockey Athletic Trainers Society, earned his Bachelor of Science degree in Sports Medicine from Mount Union College and a Master of Science degree in Exercise Science from the University of Massachusetts at Amherst.

Dave and his wife of 26 years, Dawn, reside in Phoenix while his son, Domenic, attends Sheridan College in Florida and son, Joey, attends Arizona State.



## Donnie Fuller

### Assistant Athletic Trainer

Donnie Fuller enters his fourth season as the team's Assistant Athletic Trainer. Fuller joined the Coyotes after spending 16 seasons as the Head Athletic Therapist with the Minnesota Wild where he worked 1,200 career NHL games.

Prior to beginning his NHL career in Minnesota, Fuller was the Head Athletic Therapist at the University of Victoria (1994-2000) and was the Head Athletic Therapist for Hockey Canada (1999-2000). Fuller was also the Athletic Therapist for Hockey Canada at the 2000, 2002, and 2006 World Hockey Championships and was the Head Athletic Therapist at the 2004 NHL All-Star Game. Additionally, Fuller spent some of the 2018 offseason working with the USA soccer program.

A native of London, Ontario, Fuller earned an undergraduate degree in Physical Education from McMaster University and a diploma in Athletic Therapy from Sheridan College. He also spent three years of study at the Canadian College of Osteopathy in Toronto. Donnie earned a Master's of Science degree in Kinesiology at A.T. Still University in 2018.

Fuller is a Certified Athletic Therapist in the Canadian Athletic Therapists' Association, a Certified Athletic Trainer in the National Athletic Trainers' Association and a Certified Orthopedic Technician in the National Orthopedic Technicians Association. He also is an Emergency Medical Technician in the National Registry of Emergency Medical Technicians and is certified in Fascial Stretch Therapy, Integrated Dry Needling, Active Release Techniques and Eldoa levels 1 and 2.

Donnie resides in Phoenix with his wife, Tina, and three daughters Anna (13), Alison (11) and Alaina (7). He enjoys spending time with family and competing in triathlons and playing hockey.



## Dr. Connor Ryan

### Physical Therapist

Dr. Connor Ryan enters his fourth season with the Coyotes as the team's Physical Therapist. He oversees all Coyotes physical therapy.

The 35-year-old Ryan began his career in New York City working as a personal trainer and physical therapist at Drive 495 gym. He moved to Arizona in 2016 to serve as a physical therapist at Foothills Sports Medicine and Rehab in Gilbert.

The Worcester, MA native played varsity baseball at Assumption College before finishing his undergrad degree in Exercise Physiology (2010) at the University of Massachusetts Lowell in 2010. Ryan then completed his Doctorate in Physical Therapy at the University of Massachusetts Lowell in 2013.



## Steve Van Schubert

### Massage Therapist

Steve Van Schubert enters his second season with the Coyotes as the team's Massage Therapist. Van Schubert joined the Coyotes from The Athlete Centre in Victoria, British Columbia where he worked as a Registered Massage Therapist and an Athletic Therapist.

Van Schubert previously spent time as part of the medical staff for the 2010 Winter Olympic Games, the 2016 Women's World Hockey Championships, and the 2019 World Junior Hockey Championships.

The Toronto, Ontario native graduated from the University of Victoria with a bachelor's degree in Physical Education, from Sheridan College with a diploma in Sports Injury Management, and from California University of Pennsylvania with a master's degree in Exercise Science.

Van Schubert and his wife, Noreen, have a son, Jaiden.



### **Devan McConnell**

#### **High Performance Director**

Devan McConnell joined the Coyotes as the team's new High Performance Director on November 12, 2020. In his role, McConnell will maximize performance, minimize injury risk, optimize fitness and nutrition levels and execute comprehensive training regiments for all Coyotes and Roadrunners players and club prospects.

McConnell joins the Coyotes from the New Jersey Devils where he served as their Director of Performance Science and Reconditioning. In this role, he oversaw the integration and application of sport and performance science technologies, systems and practices. McConnell also assisted with the day-to-day performance training of all NHL athletes in the Devils organization, the return-to-play training of injured athletes and the organizational vision and directive of the Performance department at both the NHL and AHL levels.

Prior to his time in New Jersey, the Lake Stevens, Washington native previously served as the Head of Hockey Performance and Sport Science at the University of Massachusetts Lowell. He was responsible for the oversight and development of all aspects of physical development for the ice hockey team.

McConnell also previously served as the Sports Performance Coordinator at Stanford University from 2008-11 where he worked closely with the women's basketball team as well as the men's and women's volleyball programs. All these teams were regulars in the NCAA tournament. During his time at Stanford, women's basketball competed in three consecutive Final Fours while the women's volleyball team competed in two Final Fours and the men's volleyball program won the 2010 NCAA Championship.



### **JP Major**

#### **Strength and Conditioning Coordinator**

JP Major enters his seventh season with the Coyotes as the team's Strength and Conditioning Coordinator. Major came to the organization from EXOS in Phoenix (formerly Athletes' Performance), where he was a performance specialist and lead coach for NHL player off-season programs.

The 34-year-old Major was also the head coordinator for professional hockey development and programming for all AP facilities. In 2013, he conducted the Coyotes training camp fitness testing and assisted with all data interpretation.

The Lincoln, Neb. native was the lead movement coach for the 2014 NFL combine preparation which included training 27 drafted athletes and four players selected in the first round of the NFL Draft.

Major graduated from the University of Nebraska in 2012 with a Bachelor of Science degree (Nutrition, Exercise and Health Science).

JP and his wife, Hannah, daughter, Grace, and son, Max, reside in Scottsdale.



### Lowell Heit

#### Chief Financial Officer

Lowell Heit was hired as the Coyotes Chief Financial Officer on June 11, 2020. Heit brings to the Coyotes over 20 years of experience in the professional sports and entertainment industry.

Prior to joining the Coyotes, Heit served as the Executive Vice President, Chief Financial Officer of Sunrise Sports & Entertainment, the parent company of the Florida Panthers & BB&T Center. Before joining SSE, Heit spent five years with the National Football League and eight years with the National Hockey League.

Heit served as Director of Finance for the NFL, directing the overall accounting, financial management and strategic planning for NFL Business Ventures, including the Corporate Sponsorship, Consumer Products, Marketing, International, NFL Network and Digital Media Sales, and E-Commerce divisions.

Prior to the NFL, Heit served as Director of Finance for the NHL, where he oversaw all member club financial reporting for League Operations, including budgeting, forecasting, strategic planning and special long-term projects.

Most recently, Heit spent seven years working as a partner with Genesis Management Group where he advised licensing and marketing clients in various areas including strategic direction, financial planning and controls, contract negotiations and renewals.

Heit, a native of New Jersey, is a graduate of the George Washington University where he was a member of the Colonial's tennis team. Heit and his partner, Rhiannon, reside in Scottsdale.



### Marina Carpenter

#### General Counsel/Compliance Officer, Executive Vice President, Public Affairs

As General Counsel/Compliance Officer and Executive Vice President of Public Affairs for the Arizona Coyotes, Marina Carpenter focuses on driving strategic business objectives and efficiencies, and providing counsel to key leaders within the organization.

Marina is an Arizona native and chose to play Division-1 volleyball at Arizona State University, where she was named as an Academic All American twice and ranks second in school history for career assists. She graduated summa cum laude from ASU's W.P. Carey School of Business.

Marina attended law school at ASU and was a member of the Sports & Entertainment Law Journal. She was part of the Lodestar Mediation Clinic and served as a mediator in multiple Arizona Justice Courts. During law school, Marina spent time with the Arizona Diamondbacks as a legal intern.

She began her career at one of Arizona's oldest law firms, Jennings Haug & Cunningham before joining the Coyotes as its Associate General Counsel in 2016. In 2017, Marina took on the additional duties of General Counsel for the Tucson Roadrunners, the Coyotes' AHL team. In 2018, the Club named Marina the General Counsel and Chief of Staff of the organization.

Marina is tasked with the day-to-day legal needs of the team, oversees litigation matters and risk assessment, and manages all contracts. She helps coordinate varying business dynamics, and is involved in managing the Coyotes' relationship with the arena manager, arena concessionaire, merchandiser, and the entertainment district outside of the Coyotes' home arena.



### Rich Nairn

#### Executive Vice President, Communications & Broadcasting

Rich Nairn is in his 25th season with the organization. Nairn is the Coyotes' Executive Vice President of Communications and Broadcasting and oversees all communications, media relations, broadcasting and website news content for the team. Nairn also serves as the club's primary spokesperson and manages the Coyotes broadcasting partnerships with all national rightsholders, the Coyotes Regional Sports Network, FOX Sports Arizona, and the Coyotes radio flagship, FOX Sports 910 AM Phoenix (iHeart).

Over the past two and half decades, Nairn has established strong working relationships with hundreds of local and national media and has created and implemented numerous successful PR campaigns that have generated positive media coverage and publicity for the organization.

Nairn joined the Winnipeg Jets in 1993 and was promoted to Director of Media Relations in 1995. He relocated with the team to Phoenix in 1996 and helped launch the Coyotes franchise in the Valley of the Sun. Under his direction, the Coyotes media relations department has repeatedly been recognized as one of the best in the NHL.

Nairn graduated from the University of North Dakota in 1992 with a Master's degree in Communications. In addition, he earned a Bachelor of Arts degree in Political Science from the University of Manitoba in 1988.

Rich and his wife Aimee have three children; sons Jakob and Jaden and daughter Harper. The family resides in Scottsdale.



## Anthony Horton

### Executive Vice President of Ticketing & Strategy

Anthony Horton grew up in Wheeling, IL. He attended Illinois State University where he majored in marketing with a concentration in sales. During his senior year, he attended a sport sales combine in Atlanta, GA and received an offer to join Spurs Sports and Entertainment's Inside Sales Program in June 2011. Within two months, he was promoted to a sales representative for the Spurs' AHL franchise, the San Antonio Rampage. He helped set franchise sales records and led his team in sales during the 2013-2014 season, after which he was promoted to Manager of Inside Sales for all of Spurs Sports and Entertainment. In this position, he was responsible for recruiting, training, and developing successful salespeople for Spurs Sports and Entertainment's NBA, AHL, WNBA, USL, and G-League teams.

After two successful years as Inside Sales Manager with Spurs Sports and Entertainment, Anthony was offered the opportunity to go back his hometown to become the Chicago Bulls' Manager of Inside Sales. In this position, Anthony not only managed the Bulls' Inside Sales program but also actively sold their season and group ticket packages and finished in the top five in group sales for the entire NBA three years in a row. His hires from both San Antonio and Chicago have gone on to work full-time for such teams as the San Antonio Spurs, Rampage, SAFC, and Silver Stars, the Austin Spurs, the Chicago Bulls, Bears, and Cubs, the Washington NFL team, the Charlotte Hornets, Miami Heat, Dallas Mavericks, Brooklyn Nets, OKC Thunder and the Phoenix Rising.

In 2019, Anthony was promoted to Sr. Manager of Ticket Sales where he no longer actively sold, but instead focused solely on overseeing all of the Bulls' ticket sales executives and restructuring the department's organization and culture. In that role, Anthony sought to establish better and increased collaboration, functionality, and diversity of all types within his department.

Anthony met Katherine Reifurth while both were working for Spurs Sports and Entertainment in 2012, and they were married in Puerto Vallarta, Mexico in May of 2018. Anthony and his wife already love living in the Valley, and Anthony looks forward to adding to the culture and working with the Coyotes executive team and administrative staff to help support the team and expand its fan base, hoping to help prove that hockey is indeed "the greatest game on ice."



## Jared Kozinn

### Executive Vice President of Corporate & Premium Partnerships

Jared Kozinn joined the Coyotes in October of 2020 as the Executive Vice President of Corporate & Premium Partnerships. In this role, Jared is responsible for overseeing and leading all corporate partnership & premium sales, service and activation operations while developing and enhancing relationships with current and prospective Coyotes partners.

Prior to joining the Coyotes, Jared spent seven seasons in the NFL with the Detroit Lions, most recently as the Executive Director of Business Development & Premium Partnerships. In this role, Jared oversaw a year-round business development platform designed to aggressively serve three key revenue streams (Ticketing, Premium Seating & Partnerships). During his time with the Lions, Jared led the sales & service initiatives for the \$100M+ renovation of Ford Field.

Before his time in Detroit, Jared served as the Director of Suite Sales for the Milwaukee Brewers and as the Manager, Ticket Sales & Services with the San Francisco 49ers, overseeing the transition of the 49ers fan base from Candlestick Park to Levi's Stadium. Jared has also held various other business development roles for the Kansas City Royals, the Kansas City Chiefs and the St. Louis Blues. Jared began his career in professional sports as a Corporate Partnerships intern with the St. Louis Rams.

Jared grew up in Buffalo, NY and graduated from the University of Wisconsin-Madison, before earning his J.D. and M.B.A. from Saint Louis University. Jared and his wife Margo have one daughter (Shayna) and a son (Dane). He and his family reside in Scottsdale.



## Patty Frankenfield

### Senior Vice President, People & Culture

As Senior Vice President, People & Culture for the Arizona Coyotes, Patty Frankenfield is entering her fifth season with the Club.

Patty oversees all people related responsibilities for the Coyotes including talent acquisition, training and development, diversity and inclusion, internal culture events and wellness programs. She leads the club's efforts to make the Coyotes one of the best places to work by maintaining a culture that encourages collaboration, team building and communication to create a positive workplace for all team members. Frankenfield also oversees all employee benefit programs, including interface with brokers and service providers.

Prior to joining the Coyotes, she worked in the hospitality industry at hotel properties for over 20 years handling employee and labor relations in the greater Phoenix and southern California markets.

She and her husband, Chaz, reside in Phoenix and have two grown sons.





## Tania Moreno

### Senior Vice President of Marketing

Tania Moreno joined the Coyotes organization as the team's Senior Vice President of Marketing in October of 2020. In her role, Moreno oversees all marketing and social media for the club.

Moreno came to the Coyotes from PetSmart where she served as the company's Dog Customer Marketing Lead since April 2019. In this role, she oversaw integrated and customer marketing for PetSmart's exclusive services offerings including Grooming, PetsHotel and Training.

Before her time at PetSmart, Moreno spent over six years with Mattel Inc. in Los Angeles. She served as Global Senior Marketing Manager while working extensively in the Hot Wheels and Barbie marketing areas. She led all digital initiatives globally including Asia, Latin America and Europe, for the number one best-selling toy in the world (Hot Wheels). Additionally, Moreno was part of the team that helped rebrand Barbie. She also held the roles of Digital Marketing Manager and Manager of Digital Analytics and Social Listening at Mattel.

Moreno also spent time with CBS Sports as the company's Senior Marketing Manager where she was awarded top social manager in sports by Google. She partnered with broadcast and digital teams to integrate social media elements on air for The Masters, March Madness and NFL on CBS, which resulted in incremental ad revenue. Moreno also guided social strategy for the Emmy award-winning series "Game of Honor".

Moreno also previously worked at the Burger King Corporation as Brand Marketing Manager.

The Miami, Florida native graduated from the University of Tennessee, Knoxville before earning her M.B.A. from the University of California, Berkeley.

## Chadwick Folkestad

### Senior Vice President, Content & Entertainment Experience

Chadwick Folkestad is in his first season with the Coyotes as the team's Senior Vice President, Content & Entertainment Experience.

He joined the organization following over 15 years with the Minnesota Timberwolves and Minnesota Lynx franchises. He has also run shows for NCHC, Matchroom Boxing and several of the NBA's premier events including NBA All-Star Weekend as well as NBA Global Games in Paris, London, Shanghai and Mexico City.

While with the Timberwolves, Folkestad was the recipient of multiple awards from IDEA (the sports video and entertainment industry's award standard). He and the Timberwolves were honored with the 2017 IDEA Best Overall Award for Best Show in Pro Sports, which is the highest honor in the industry.

Folkestad held a variety of independent roles for the NBA such as Creative Associate at the 2014 NBA All-Star Weekend, Associate Producer at the 2015 NBA All-Star Game as well as Director/Co-Producer at the 2016 and 2017 NBA All-Star Saturday Night events, which is the NBA's largest show. He also worked as Creative Producer at the 2020 NBA All-Star Weekend.

The Menomonee, Wis., native lived in Paris and West Africa during his childhood and started his adult years in Minneapolis where he studied jazz piano in college and developed his passions for film making, concert/show production, writing, creative design, video editing and production, lighting design and music production, mixing and DJing.

Folkestad resides in downtown Phoenix.



## Sam Doerr

### Senior Revenue and Innovation Strategist

Sam Doerr is in his second year with the Coyotes and serves as the team's Senior Revenue and Innovation Strategist. He serves as a connection between all revenue generating departments. Additionally, Doerr works together with the Tucson Roadrunners, the club's American Hockey League (AHL) affiliate, to implement best practices.

Doerr joined the Coyotes after spending three years as the Vice President of Marketing and Ticket Sales at Phoenix Rising Football Club. During his time with the Rising, the team consistently broke the club's ticket sales records, including a 21-match-and-counting streak of sellouts at home.

He also launched the club's \$1 Beer Nights, which gained national attention after the club won 15-straight matches on \$1 Beer Night over the span of three seasons.

Doerr began his career in the USL as the first official hire for San Antonio FC in 2016. As the club's Business and Soccer Operations Manager, he helped build the newly created club into one of the most well-known brands across the USL Championship.

Prior to that, he had stops as an Assistant Athletic Director for South Dakota State University and Franchise Marketing Manager for Spurs Sports & Entertainment.

Doerr resides in Chandler, AZ with his wife and son.



## Cole Cook

### VP, Strategy & Business Intelligence

Cole Cook is in his second year with the Coyotes organization as the team's VP, Strategy & Business Intelligence. Cook leads a team focused on all technology initiatives across the company while developing organizational reporting, analysis and segmentation for initiatives across all revenue generating departments.

Prior to joining the Coyotes, Cook worked as the Associate Manager of Properties at Wasserman in Carlsbad, CA. In this role, he led all social and digital media reporting across NBA, NFL, NHL and NASCAR clients, oversaw sponsorship measurement and valuation efforts for numerous properties and facilitated multiple revenue optimization projects across a variety of team clients in areas such as partnership sales, content optimization, fan profiling and marketing segmentation. Cook also worked closely with the NHL during this time as Wasserman is the agency of record for sponsorship measurement and marketing consulting.

The Houghton, MI native obtained his MBA with a sports business focus in June 2017 from San Diego State University.

Before his time at SDSU, Cook previously worked as the Social Media Coordinator for the Michigan Tech Athletics Department where he oversaw social media strategy and community management for all department and team accounts.

Cook graduated from Michigan Technological University with a double major in Business Management and Sports Management in 2015. He lives in Tempe with his girlfriend and the Coyotes' service dog in-training, Luna.



## Brittani Willett

### Executive Director, Arizona Coyotes Foundation/Corporate & Community Impact

Brittani Willett serves as Executive Director of the Arizona Coyotes Foundation and Corporate & Community Impact. In her role she focuses on making a positive impact in our Arizona community. Willett joined the Coyotes organization in November of 2019.

Prior to starting with the Coyotes, Brittani spent the past 15 years as a leader in the hospitality industry.

She possesses a customer service mindset as well as event and operational experience that helps drive important messages, provide support for many of the non-profit organizations across the state, and create a winning fan experience on and off the ice.

Willett most recently served as the Director of Operations for a local restaurant group where her focus was on building and managing teams, strategic projects, and creating a culture of service for their communities.

Brittani and her husband, Scott, have two daughters; Harper and Davis. The family resides in Scottsdale.



## Matt McConnell

### Television Play-By-Play Announcer

Matt McConnell enters his 10th season with the Coyotes as the team's TV play-by-play announcer.

Prior to joining the Coyotes broadcast team, McConnell was the TV voice of the Atlanta Thrashers (2009-2011). He also called all the TV play-by-play for the Thrashers from 1999 (their inaugural season in the NHL) through 2003 before moving on to the Minnesota Wild where he called NHL action for two seasons (2003-2005).

During the 2018-19 season, McConnell called his 1,500th NHL game on January 20, 2019 (Coyotes at Maple Leafs).

McConnell got his start in the NHL in 1993 when he was named as the radio voice of the expansion Mighty Ducks of Anaheim. He worked with the Ducks through 1996 when he became the radio play-by-play announcer for the Pittsburgh Penguins from 1996-1999. McConnell has also covered the NHL playoffs for NHL Radio and Westwood One, the Stanley Cup Final for NHL International and the 2009 IIHF World Junior Championship for the NHL Network.

From 2005-06 to 2008-09, he served as the lead play-by-play announcer for CBS College Sports' college hockey broadcasts. During this time, McConnell also called college basketball, football and lacrosse for the network and hosted their coverage of the NCAA lacrosse championships. He also played the role of fill-in broadcaster for the NBA on TNT in 2001. In addition to his involvement with CBSSN, he also calls games for Pac-12 Networks on a free-lance basis.

McConnell's accolades in the broadcasting industry include being named the 2013 Arizona Sports Broadcaster of the Year by the National Sportscasters and Sports-writers Association, a pair of regional sports Emmys involving his work on Thrashers telecasts in 2002 and 2003, his nomination for a regional sports Emmy in 2010 and his nomination for 1994 Broadcaster of the Year by the Southern California Sports Broadcasters Association while working with the Ducks.

McConnell is a graduate of Michigan State University where he earned a Bachelor's degree in Telecommunication with major emphasis in Economics.

Matt, his wife Jennifer and daughter Zoe, make their year-round home in the Valley.



## Tyson Nash

### Television Color Analyst

Tyson Nash enters his 12th season with the Coyotes as the team's TV color analyst. A former Coyotes player, Nash will once again team up this season with play-by-play announcer Matt McConnell in the television booth.

In addition to his responsibilities with the Coyotes, Nash has served as an analyst on NHL Network throughout the regular season and Stanley Cup Playoffs. In the past, Nash has worked with FOX Sports 1 as a panelist for its coverage of the 2015 Stanley Cup Playoffs. He has also worked as the color analyst on Pac-12 Network for select Arizona State hockey games.

The 44-year-old Nash played eight years in the NHL with St. Louis and Phoenix, recording 27-37-64 and 673 penalty minutes (PIM) in 374 games. He also recorded 3-2-5 and 52 PIM in 23 career Stanley Cup playoff games. Nash was originally drafted by the Vancouver Canucks in the 10th round (247th overall) of the 1994 NHL Entry Draft. He made his NHL debut on April 3, 1999 with the St. Louis Blues. In 1999-00, Nash was a member of the Blues' Presidents' Trophy-winning club, which posted an NHL-best 51-20-11-1 record.

Nash played for the Coyotes during the 2003-04 and 2005-06 seasons and was the recipient of the team's Man of the Year Award in 2004 for his involvement in the Phoenix community. A native of Edmonton, Alberta, Nash enjoyed a standout junior hockey career with the Kamloops Blazers of the Western Hockey League (WHL) where he won three Memorial Cup Championships and was a teammate of former Coyotes Captain Shane Doan. Nash and Doan helped lead Kamloops to back-to-back Memorial Cup Championships in 1994 and 1995 while Nash was also a part of Kamloops' 1992 Memorial Cup-winning team.

Nash and his wife, Kathy, reside in Scottsdale with their daughters, Madison and Georgia, and their son Ty.



## Todd Walsh

### Television/Radio Host

Todd Walsh returns to the Coyotes broadcast team for his 24th season as radio host and 21st as television host.

Walsh joined the Coyotes radio broadcast team in 1996 when the Coyotes announced their partnership with KDKB and KDUS (now NBC Sports Radio 1060 AM). He co-hosted PM Drive and served as KDKB's sports director from 1993 to 2001.

In 2001, Walsh began as the full-time field reporter for Fox Sports Arizona, working Arizona Diamondbacks baseball games. He also serves as Fox's pre-game show host for both Coyotes and Diamondbacks games. Walsh is a 16-time Rocky Mountain Emmy Award winner for his work on both Arizona Coyotes and Arizona Diamondbacks broadcasts. He won his most recent Emmy award for the Hockey Fight's Cancer Coyotes Live Pregame Show in November of 2019.

He was also recently inducted into the Rocky Mountain Emmy "Silver Circle".

Walsh also worked five years (1988-93) at KTAR as a sports reporter, talk show anchor and co-host of the pre- and post-game radio broadcasts for the Phoenix Suns (NBA) and Arizona Cardinals (NFL). From 1991-93, the versatile Walsh also served as the color commentator for Cardinals games.

From 1988-91, he worked as the play-by-play announcer for the Phoenix Firebirds (Pacific Coast League). In 1987, the Rochester, New York native also called Tucson Toros games and Arizona Ice Cats hockey games.

Walsh graduated from the University of Arizona in 1986 with a Fine Arts degree in radio and television. Following graduation, Walsh served as the pre- and post-game radio host for Wildcats football and basketball games and hosted a radio talk show.



## Paul Bissonnette

### Pre and Postgame TV Analyst & Ambassador

Paul Bissonnette enters his fourth season with the Coyotes' broadcast team and as a team ambassador. A former Coyotes player, Bissonnette will serve as a pre and postgame TV analyst during all Coyotes home games at Gila River Arena.

In addition, Bissonnette produces digital media content for the Coyotes website and social media platforms by hosting player videos throughout the season including The Bachelor Report, Home Trippin' with Biz and Pillow Talk with Biz and Nasher.

Bissonnette is also a co-host on Barstool Sports' popular Spittin' Chiclets podcast and recently produced a five-part documentary series called Biznasty Does B.C. He currently has over 1.1 million Twitter followers (@BizNasty2point0) and nearly 400,000 followers on Instagram (Biznasty).

The 35-year-old Bissonnette played six seasons in the NHL with Phoenix and Pittsburgh. He registered 7-15-22 with 340 penalty minutes (PIM) in 202 career NHL games.

Bissonnette, a native of Welland, Ontario, also played 270 games in the American Hockey League (AHL) with Wilkes-Barre/Scranton, Portland, Manchester and Ontario. He recorded 647 PIM over seven seasons. In 2015, he helped Manchester win the AHL's Calder Cup championship.

Bissonnette was originally drafted by the Pittsburgh Penguins (4th round, 121st overall) in the 2003 NHL Entry Draft.



## Bob Heethuis

### Radio Play-By-Play Announcer

Bob Heethuis returns for his 23rd season as a member of the Coyotes' radio team and his 16th season as radio play-by-play announcer. He called his 1,000th NHL game on Feb. 1, 2018 vs. the Dallas Stars.

For seven seasons, "Heeter" served as the studio host for all Coyotes radio broadcasts as well as the "Coyotes Wrap-Up Show" – a post-game call-in show heard on KDUS AM-1060 – now NBC Sports Radio AM 1060 - with interviews, highlights and analysis.

Prior to becoming the Coyotes' radio play-by-play announcer, Heethuis could be heard on the air on KDUS AM-1060 during the week updating listeners with news on the Coyotes and the rest of the sports world. He also hosted "Coyotes Weekly" – an hour-long Coyotes magazine show on KDUS AM-1060.

Currently in his 36th year of professional hockey broadcasting, the 60-year-old native of Muskegon, Michigan previously worked as the radio play-by-play voice for the International Hockey League's Muskegon Lumberjacks and Phoenix Roadrunners from 1984 to

1997. Throughout his 13-year career in the IHL, Heethuis had the opportunity to call over 1,000 regular and postseason games while earning IHL Broadcaster of the Year honors in 1994-95.

Heethuis received a Bachelor of Arts Degree in Telecommunication from Michigan State University in 1983. While at MSU, he began his sports broadcasting career by calling Spartans' hockey, baseball and basketball games.

Bob and his wife, Malissa, reside in Ahwatukee.



## Lyndsey Fry

### Radio Color Analyst

Lyndsey Fry enters her first season as the Coyotes' radio color analyst. She becomes only the third woman (Sherry Ross – New Jersey and Caley Chelios – Tampa Bay) to serve in this role for an NHL team.

Fry also serves as the team's Director of External Engagement & Female Hockey as well as the President of the Arizona Kachinas girls hockey association which she cofounded for the organization. She originally joined the Coyotes' front office in 2018.

The Olympic Silver Medalist and Chandler, Arizona native is the first person, male or female, from Arizona to represent Team USA in ice hockey at the Olympics and the first athlete from the state of Arizona to win a medal in the Winter Olympic Games.

Prior to competing in the Olympics in 2014 in Sochi, Russia, she competed on two under 18 national teams and one senior national team in the World Championships where she won two gold medals and a silver.

Fry's hockey career also led her to her education when she had the opportunity to play NCAA Division 1 ice hockey at Harvard University. She then obtained her MBA from Arizona State University following her hockey playing career.

Fry's love of hockey and business led her to start her own ice hockey camp business, Lyndsey Fry Hockey, which allows her to travel to other non-traditional hockey markets around the Western United States and run camps for young girls.



## Luke Lapinski

### Radio Host

Luke Lapinski enters his 13th season with the Coyotes as the team's radio host on FOX Sports 910.

Luke anchors the pregame, intermission and postgame shows for all Coyotes radio broadcasts, conducts off the ice interviews with players and coaches and hosts the Coyotes Corner podcast. He is also a co-host on Arizona Sports' the Natural Hat Trick podcast.

In addition to his hockey duties, he has been a part of numerous sports shows throughout the Valley and currently hosts "The Rundown with Luke Lapinski" from Monday-Friday, while also serving as a weekday fill-in host at the station.

Lapinski graduated from Arizona State University with a degree in sports psychology and, while at ASU, served as a play-by-play announcer for the Sun Devil hockey, football and basketball programs on KASC 1330 AM. He also covered the NHL on ESPN.com for three years.





**PLAYERS**

YEAR	DRAFT (ROUND/PICK)	FREE AGENT (DATE SIGNED)	TRADE/WAIVERS (TEAM, DATE)
2009	Oliver Ekman-Larsson (1/6)		
2014	Christian Dvorak (2/58)		
2015	Christian Fischer (2/32) Kyle Capobianco (3/63) Adin Hill (3/76) Conor Garland (5/123)		
2016	Clayton Keller (1/7) Jakob Chychrun (1/16)	Alex Goligoski (6/22)	Lawson Crouse (FLA, 8/25)
2017			Antti Raanta (NYR, 6/23) Niklas Hjalmarsson (CHI, 6/23) Jason Demers (FLA, 9/17)
2018	Barrett Hayton (1/5)	Brayden Burke (3/1) Jordan Gross (4/12) Ilya Lyubushkin (5/23)	Darcy Kuemper (LAK, 2/21) Jordan Oesterle (7/12) Nick Schmaltz (11/25)
2019			Phil Kessel (6/29)
2020		John Hayden (10/9) Tyler Pitlick (10/9) Dryden Hunt (10/10) Johan Larsson (10/10) Drake Caggiula (12/23) Derick Brassard (12/29)	



Center

6'1" | 202

Shoots: Left

Born: September 22, 1987

Hull, Quebec

Age: 33

## Career vs. NHL

TEAM	GP	G	A	PTS	PIM
Anaheim	32	14	7	21	27
Arizona	32	9	10	19	20
Boston	26	5	4	9	10
Buffalo	28	10	14	24	6
Calgary	24	6	12	18	4
Carolina	28	3	5	8	12
Chicago	39	12	10	22	12
Colorado	29	6	12	18	10
Columbus	20	3	4	7	0
Dallas	33	6	6	12	21
Detroit	45	10	11	21	36
Edmonton	27	8	8	16	10
Florida	25	9	5	14	8
Los Angeles	30	3	9	12	6
Minnesota	29	5	12	17	8
Montréal	28	5	10	15	14
Nashville	34	5	13	18	20
New Jersey	28	4	11	15	27
NY Islanders	28	6	10	16	12
NY Rangers	16	3	7	10	4
Ottawa	17	5	4	9	16
Philadelphia	28	10	5	15	14
Pittsburgh	27	7	17	24	19
San Jose	29	2	12	14	19
St. Louis	35	4	19	23	20
Tampa Bay	24	5	11	16	8
Toronto	26	11	13	24	14
Vancouver	29	1	11	12	8
Vegas	7	0	3	3	4
Washington	31	6	14	20	8
Winnipeg	18	3	8	11	10
<b>Totals:</b>	<b>852</b>	<b>186</b>	<b>297</b>	<b>483</b>	<b>407</b>

# 16 DERICK BRASSARD

Drafted: Columbus's 1st choice (1st round, 6th overall) in the 2006 Entry Draft  
 Acquired: Signed a one-year contract as a free agent on December 30, 2020

brassardderick

**2019-20 HIGHLIGHTS**

Registered 10-22-32 in 66 games with NYI...Recorded a six-game point streak (5-1-6), Oct. 24 – Nov. 2...Played in his 800th career NHL game vs. OTT, Nov. 5...Totaled 1-2-3 vs. TOR, Nov. 13...Posted a five-game point streak (1-8-9), Nov. 9 -21...Collected seven multi-point games...**2020 Playoffs:** Totaled 2-6-8 in 18 Stanley Cup Playoff games with the Islanders...Skated in his 100th NHL postseason game vs. FLA, Aug. 1.

**2018-19 HIGHLIGHTS**

Split the season between PIT, FLA, & COL... Started the season and posted 9-6-15 in 40 games with the Penguins... Traded to FLA on Feb. 1...Added 1-3-4 in 10 contests with the Panthers...Recorded by the Avalanche on Feb. 25 and finished the regular season with 4-0-4 in 20 games with COL...**2019 Playoffs:** Had one assist in nine postseason games.

**2017-18 HIGHLIGHTS**

Started the season with OTT, recording 18-20-38 in 58 games...Traded to PIT on Feb. 23...Added 3-5-8 in 14 games with the Penguins...Had nine multi-point games...**2018 Playoffs:** Skated in 12 Stanley Cup Playoff games with PIT... Collected 1-3-4...Scored the GWG at PHI, Apr. 15.

**2016-17 HIGHLIGHTS**

Registered 14-25-39 in 81 games during his first season with the Senators...Recorded his first goal, point and multi-point (1-1-2) game in his OTT debut vs. TOR, Oct. 12...Finished third on the team with his career high 195 shots...Matched NHL career highs in games and plus-minus (12)...Skated in his 600th career NHL game at WSH, Jan. 1...**2017 Playoffs:** Recorded 4-7-11 while playing in all 19 of OTT's postseason games...Posted a five-game point streak (2-6-8) during the playoffs from Apr. 15 – 23.

**2015-16 HIGHLIGHTS**

Collected 27-31-58 in 80 games with NYR...Set new career highs in goals, PPGs (8), GWGs (5), TOI/G (17:53) and F% (50.2)...Tied his career high in plus-minus (+12)...Led the Rangers in goals and PPGs...Finished second on the team in points...Skated in his 500th career NHL game at OTT, Nov. 14...Tied his career high for assists in a game (3) vs. TOR, Oct. 30 and vs. BUF, Jan. 25...Notched his 300th career NHL point with an assist vs. MTL, Nov. 25...Tallied his 200th career NHL assist vs. ANA, Dec. 22...Established a new single-game career high with five points (2-3-5) vs. BUF, Jan. 25...**2016 Playoffs:** Totaled 1-3-4 in five Stanley Cup Playoff games.

**2014-15 HIGHLIGHTS**

Registered a career-high 41 assists and 60 points with NYR... Finished second on the team with 19 goals...Ranked first among Rangers in assists, second in points and tied for second in PPGs (6)...Scored his 100th career NHL goal at WSH, Apr. 11...**2015 Playoffs:** Established playoff career highs in goals (9) and points (16) in 19 games to help the Rangers reach the Eastern Conference Final...Became the first NYR forward to record 16+ points in one playoff year since Wayne Gretzky (20 in 1997).

**2013-14 HIGHLIGHTS**

Played in a career-high 81 games with NYR...Collected 18-27-45 with seven PPGs...Tied for the team lead in PPGs...Earned his 200th career NHL point with an assist at TBL, Dec. 29...Skated in his 400th career NHL game at OTT, Apr. 5...**2014 Playoffs:** Recorded 6-6-12 in 23 Stanley Cup Playoff games... Helped the Rangers reach the Stanley Cup Final against LAK... His 23 playoff games are a career high.

**2012-13 HIGHLIGHTS**

Split the season between NYR and CBJ...Registered 7-11-18 in 34 games with the Blue Jackets...Acquired by the Rangers on Apr. 3...Played in 13 games with NYR, posting 5-6-11... Registered four points (1-3-4) in his Rangers debut vs. PIT, Apr. 3...Tallied 4-1-5 in six games with EC Red Bull Salzburg of the Erste Bank Eishockey Liga (EBEL) prior to the start of the NHL season...**2013 Playoffs:** Recorded 2-10-12 in 12 Stanley Cup Playoff games with NYR...Made his NHL postseason debut at WSH, May 2...Registered his first NHL playoff goal, assist, point and multi-point game (1-2-3), vs. WSH, May 6.

**2011-12 HIGHLIGHTS**

Totaled 14-27-41 in 74 contests with CBJ...Finished third on the team in points...Had three assists (0-3-3) vs. CAR, Mar. 23.

**2010-11 HIGHLIGHTS**

Collected 17-30-47 in 74 games with the Blue Jackets...His 183 shots were a career high...Ranked third on CBJ in points...Tied for second on the team with six PPGs...Scored three GWGs.

**2009-10 HIGHLIGHTS**

Skated in 79 games with CBJ, recording 9-27-36 and four PPGs...Ranked sixth on the team in points.

**2008-09 HIGHLIGHTS**

Posted 10-15-25 in 31 games with the Blue Jackets...Led NHL rookies in points before suffering a season-ending shoulder injury at DAL, Dec. 18...Tallied at least one point in 15 of his first 18 games of the season...Totaled 8-11-19 during that span... Scored his first NHL GWG vs. CGY, Nov. 8.

**2007-08 HIGHLIGHTS**

Skated in 17 games with CBJ during his first NHL season... Posted 1-1-2 and 13 shots...Made his NHL debut vs. STL, Jan. 11...Recorded his first NHL assist/point at COL, Jan. 20... Scored his first NHL goal vs. MIN, Feb. 2...Collected 15-36-51 in 42 games with Syracuse (AHL)...Tied for third among AHL rookies in assists and fourth in points.

**INTERNATIONAL**

**2016:** Represented Canada at the IIHF World Championship and led the team with 5-6-11 and the gold medal.

**PERSONAL**

Nickname is "Brass"...Is a baseball and football fan...Enjoys golfing in the summer time...Winning gold with Canada at the 2016 IIHF World Championship is his favorite hockey memory.

## PACK FACT

Scored a career-high 27 goals with the NY Rangers in 2015-16

CAREER HIGHS			
Games: 81 (2x)		Goals: 27 (15-16)	Assists: 41 (14-15)
		Points: 60 (14-15)	
CAREER HIGHLIGHTS			FIRSTS
MOST GOALS/GAME: 2 – 12 times (last 12/27/18 vs. DET)&	MOST PIM/GAME: 15 – 1/28/19 vs. NJD&	LONGEST POINT STREAK: 8 – 2 times (last 1/26/14 – 3/1/14)*	FIRST COYOTES GAME: -
MOST ASSISTS/GAME: 3 – 7 times (last 10/25/18 at CGY)&	MOST SHOTS/GAME: 10 – 2/20/15 at BUF*	CAREER HAT TRICKS: -	FIRST COYOTES GOAL: -
MOST POINTS/GAME: 5 – 1/25/16 vs. BUF*	LONGEST GOAL STREAK: 5 games – 10/24/19 – 11/2/19#	MULTIPLE POINT GAMES: 85 – 3/10/20 at VAN#	FIRST COYOTES ASSIST: -
	LONGEST ASSIST STREAK: 6 games – 2/10/15 – 2/20/15*	TOI/G: 23:30: 2 times – last 10/27/17& at NJD	FIRST NHL GAME: 1/11/08 vs. STL^
			FIRST NHL GOAL: 2/2/08 vs. MIN^
			FIRST NHL ASSIST: 1/20/08 at COL^

^w/CBJ, \*w/NYR, &amp;w/PIT, #w/NYI

## CAREER STATISTICS

SEASON	TEAM	LEAGUE	GP	REGULAR SEASON								PLAYOFFS				
				G	A	PTS	PP	SH	GW	+/-	PIM	GP	G	A	PTS	PIM
2003-04	Drummondville	QMJHL	10	0	1	1	0	0	0	-1	0	7	0	0	0	0
2004-05	Drummondville	QMJHL	69	25	51	76	9	0	3	-6	25	6	1	5	6	6
2005-06	Drummondville	QMJHL	58	44	72	116	23	2	6	19	92	7	5	4	9	10
2006-07	Drummondville	QMJHL	14	6	19	25	3	0	1	6	24	12	9	15	24	12
2007-08	Syracuse	AHL	42	15	36	51	6	0	1	9	51	13	4	9	13	10
	Columbus	NHL	17	1	1	2	0	0	0	-4	6	-	-	-	-	-
2008-09	Columbus	NHL	31	10	15	25	3	0	1	12	17	-	-	-	-	-
2009-10	Columbus	NHL	79	9	27	36	4	0	0	-17	48	-	-	-	-	-
2010-11	Columbus	NHL	74	17	30	47	6	0	3	-11	55	-	-	-	-	-
2011-12	Columbus	NHL	74	14	27	41	5	0	3	-20	42	-	-	-	-	-
2012-13	Salzburg EC	Austria	6	4	1	5	-	-	-	-	6	-	-	-	-	-
	Columbus	NHL	34	7	11	18	1	0	1	-2	16	-	-	-	-	-
	NY Rangers	NHL	13	5	6	11	2	0	0	3	0	12	2	10	12	2
2013-14	NY Rangers	NHL	81	18	27	45	7	0	4	2	46	23	6	6	12	8
2014-15	NY Rangers	NHL	80	19	41	60	6	0	3	9	34	19	9	7	16	20
2015-16	NY Rangers	NHL	80	27	31	58	8	0	5	12	30	5	1	3	4	0
2016-17	Ottawa	NHL	81	14	25	39	3	0	3	12	24	19	4	7	11	8
2017-18	Ottawa	NHL	58	18	20	38	4	0	2	-1	30	-	-	-	-	-
	Pittsburgh	NHL	14	3	5	8	1	0	1	1	4	12	1	3	4	4
2018-19	Pittsburgh	NHL	40	9	6	15	0	0	0	-6	29	-	-	-	-	-
	Florida	NHL	10	1	3	4	0	0	0	-6	2	-	-	-	-	-
	Colorado	NHL	20	4	0	4	2	0	0	-7	8	9	0	1	1	8
2019-20	NY Islanders	NHL	66	10	22	32	3	0	1	-2	16	18	2	6	8	6
NHL TOTALS			852	186	297	483	55	0	27	-25	407	117	25	43	68	56





Left Wing

5'10" | 165

Shoots: Left

Born: January 1, 1997

Edmonton, Alberta

Age: 24

## Career vs. NHL

TEAM	GP	G	A	PTS	PIM
Anaheim	0	0	0	0	0
Arizona	0	0	0	0	0
Boston	0	0	0	0	0
Buffalo	0	0	0	0	0
Calgary	0	0	0	0	0
Carolina	0	0	0	0	0
Chicago	0	0	0	0	0
Colorado	0	0	0	0	0
Columbus	0	0	0	0	0
Dallas	0	0	0	0	0
Detroit	0	0	0	0	0
Edmonton	0	0	0	0	0
Florida	0	0	0	0	0
Los Angeles	0	0	0	0	0
Minnesota	0	0	0	0	0
Montréal	0	0	0	0	0
Nashville	0	0	0	0	0
New Jersey	0	0	0	0	0
NY Islanders	0	0	0	0	0
NY Rangers	0	0	0	0	0
Ottawa	0	0	0	0	0
Philadelphia	0	0	0	0	0
Pittsburgh	0	0	0	0	0
San Jose	0	0	0	0	0
St. Louis	0	0	0	0	0
Tampa Bay	0	0	0	0	0
Toronto	0	0	0	0	0
Vancouver	0	0	0	0	0
Vegas	0	0	0	0	0
Washington	0	0	0	0	0
Winnipeg	0	0	0	0	0
<b>Totals:</b>	<b>0</b>	<b>0</b>	<b>0</b>	<b>0</b>	<b>0</b>

# 80 BRAYDEN BURKE

Drafted: Not drafted

Acquired: Signed to a three-year, entry-level contract on March 1, 2018

Braydenburke41

**2019-20 HIGHLIGHTS**

Played in 51 games with Tucson (AHL), totaling 21-31-52 and 34 PIM...Set AHL career highs in goals, assists, points, plus-minus (+12) and shots (108)...Led the Roadrunners in goals and points as well as points/game (1.02)...Scored a team-leading 13 PPGs...Finished third on the team in plus-minus...Selected to represent the Roadrunners at the 2020 AHL All-Star Classic...Collected 12 multi-point games...Tallied 1-2-3 at ONT, Oct. 12...Registered a five-game point streak (3-2-5), Nov. 2-15...Recorded an eight-game point streak (6-6-12), Nov. 20 – Dec. 7...Posted a nine-game point streak (4-9-13), Jan. 24 – Feb. 12.

**2018-19 HIGHLIGHTS**

Registered 13-20-33 and 24 PIM in 67 games with Tucson...Scored his first AHL goal at COL, Nov. 3...Finished tied for fifth on the team in points...Tallied six multi-point games...Earned his first AHL assist/point at ONT, Oct. 26.

**2017-18 HIGHLIGHTS**

Skated in two playoff games with Tucson...Registered 31-82-113 and 45 PIM in 61 games with Moose Jaw (WHL)...Named to the WHL East Second All-Star Team...Finished fourth in the WHL in points...Was second on Moose Jaw in scoring...Led the team in assists...Recorded 14-14-28 on the power-play...Scored eight GWGs...Tallied 34 multi-point games including two five-point performances (1-4-5 vs. BDN, Dec. 16 and 1-4-5 at BDN, Dec. 30)...Had a nine-game point streak (8-19-27) from Dec. 10-Jan. 3...Produced another nine-game point streak (3-14-17) from Jan. 6-27...Registered 9-12-21 and 16 PIM in 14 playoff games...Had three multi-goal playoff games...Tallied six multi-point games in the postseason.

**2016-17 HIGHLIGHTS**

Skated in 15 games with Lethbridge (WHL), collecting 4-19-23 and 10 PIM...Tallied a point in 14 of 15 games with the team...Recorded 15-44-59 and 26 PIM in 46 games with Moose Jaw...Had a career-best 12 game point streak (2-17-19) from Nov. 18-Dec. 17...Had a hat trick at Prince Albert (3-1-4) on Jan. 3...Collected 2-3-5 and six PIM in seven playoff games.

**2015-16 HIGHLIGHTS**

Registered 27-82-109 and 44 PIM in 72 games with Lethbridge...Led the WHL with 82 assists...Finished third in the League in points...Tallied 3-37-40 on the power-play...Collected 36 multi-point games...Began the season on an eight-game point streak (3-15-18)...Picked up a season-high 1-4-5 vs. REG, Feb. 24...Tallied 2-2-4 in five playoff games.

**2014-15 HIGHLIGHTS**

Skated in one game with Red Deer (WHL)...Registered 8-26-34 and 14 PIM in 41 games with Lethbridge...Tallied seven multi-point games...Scored his first WHL goal and had 2-1-3 vs. CGY, Jan. 10.

**2013-14 HIGHLIGHTS**

Played in two games with Red Deer...Made his WHL debut vs. MH, Dec. 17.

**PERSONAL**

Nickname is "Burkie"...Enjoys playing golf...Favorite TV show is Witcher...Playing in his first WHL game is his favorite hockey memory.


## PACK FACT

Selected to the Pacific Division team at the 2020 AHL All-Star Game

AHL CAREER HIGHS				
Games: 67 (18-19)		Goals: 21 (19-20)		Assists: 31 (19-20)
Points: 52 (19-20)				
CAREER HIGHLIGHTS			FIRSTS	
MOST GOALS/GAME: -	MOST SHOTS/GAME: -	LONGEST POINT STREAK: -	FIRST COYOTES GAME: -	FIRST NHL GAME: -
MOST ASSISTS/GAME: -	LONGEST GOAL STREAK: -	CAREER HAT TRICKS: -	FIRST COYOTES GOAL: -	FIRST NHL GOAL: -
MOST POINTS/GAME: -	LONGEST ASSIST STREAK: -	MULTIPLE POINT GAMES: -	FIRST COYOTES ASSIST: -	FIRST NHL ASSIST: -
MOST PIM/GAME: -		TOI/G: -		

## CAREER STATISTICS

SEASON	TEAM	LEAGUE	GP	REGULAR SEASON								PLAYOFFS				
				G	A	PTS	PP	SH	GW	+/-	PIM	GP	G	A	PTS	PIM
2013-14	Red Deer	WHL	2	0	0	0	0	0	0	0	2	-	-	-	-	-
2014-15	Red Deer	WHL	1	0	0	0	0	0	0	0	0	-	-	-	-	-
	Lethbridge	WHL	41	8	26	34	2	0	0	-4	14	-	-	-	-	-
2015-16	Lethbridge	WHL	72	27	82	109	3	1	4	36	44	5	2	2	4	0
2016-17	Lethbridge	WHL	15	4	19	23	2	0	1	-5	10	-	-	-	-	-
	Moose Jaw	WHL	46	15	44	59	8	0	3	-4	26	7	2	3	5	6
2017-18	Moose Jaw	WHL	61	31	82	113	5	2	8	44	45	14	9	12	21	16
	Tucson	AHL	-	-	-	-	-	-	-	-	-	2	0	0	0	0
2018-19	Tucson	AHL	67	13	20	33	2	0	0	-1	24	-	-	-	-	-
2019-20	Tucson	AHL	51	21	31	52	13	0	7	12	34	-	-	-	-	-
FRANCHISE & NHL TOTALS			-	-	-	-	-	-	-	-	-	-	-	-	-	-



Center

5'10" | 176

Shoots: Left

Born: June 20, 1994,

Pickering, Ontario

Age: 26

## Career vs. NHL

TEAM	GP	G	A	PTS	PIM
Anaheim	13	2	0	2	4
Arizona	10	0	0	0	6
Boston	7	0	1	1	4
Buffalo	4	1	4	5	2
Calgary	10	0	4	4	13
Carolina	2	1	0	1	2
Chicago	6	2	1	3	2
Colorado	7	3	2	5	4
Columbus	5	2	0	2	2
Dallas	9	3	3	6	2
Detroit	7	2	0	2	0
Edmonton	4	1	0	1	0
Florida	7	3	0	3	0
Los Angeles	12	1	2	3	2
Minnesota	9	0	0	0	4
Montréal	4	2	1	3	4
Nashville	11	3	0	3	2
New Jersey	5	2	1	3	5
NY Islanders	4	0	1	1	2
NY Rangers	3	1	2	3	2
Ottawa	4	2	0	2	0
Philadelphia	6	0	0	0	4
Pittsburgh	4	0	0	0	0
San Jose	12	4	3	7	8
St. Louis	8	1	2	3	5
Tampa Bay	7	0	0	0	2
Toronto	5	1	2	3	0
Vancouver	12	2	0	2	13
Vegas	8	1	4	5	4
Washington	6	1	0	1	0
Winnipeg	11	0	2	2	15
<b>Totals:</b>	<b>222</b>	<b>41</b>	<b>35</b>	<b>76</b>	<b>113</b>

# 91 DRAKE CAGGIULA

Drafted: Not Drafted

Acquired: Signed a one-year contract as a free agent on December 21, 2020

@drakecaggiula

**2019-20 HIGHLIGHTS**

Skated in 40 games with Chicago, recording 9-6-15 and 32 PIM...Registered a two-game goal streak (2-0-2), Oct. 18-20...Recorded 1-1-2 in consecutive games, Jan. 15 at MTL & Jan. 18 at TOR...Scored in consecutive games Feb. 29 at FLA & Mar. 3 vs. ANA...**2020 Playoffs:** Posted 1-2-3 with eight shots in eight postseason games with the Blackhawks...Notched a three-game point streak against VGK, Aug. 15-18.

**2018-19 HIGHLIGHTS**

Split the season between Chicago and Edmonton after being acquired by the Blackhawks on Dec. 30...Totaled 7-4-11 in 29 games with the Oilers...Registered 5-7-12 in 26 games with Chicago...Matched his single game career high with two goals at NSH, Oct. 27 and vs. CHI, Nov. 1...Collected a career-high 1-2-3 at BUF, Feb. 1...Ended the season on a career-long four-game point streak (1-4-5), Apr. 1-6.

**2017-18 HIGHLIGHTS**

Set NHL career highs in games (67), goals (13), PIM (37), PPGs (3) and shots (104) with the Oilers...Ranked second among EDM forwards and fifth on the team with 147 hits...Scored the GWG, Dec. 21 vs. STL...Skated in his 100th NHL game at LAK, Feb. 7...Scored twice at DAL, Nov. 18...Scored two goals at OTT, Mar. 22...Had a two-game goal streak (3-0-3), Mar. 20-22.

**2016-17 HIGHLIGHTS**

Registered 7-11-18 with 16 PIM in 60 games as a rookie with EDM...Recorded an assist in his NHL debut at DAL, Nov. 19...Started his NHL career with two-game assist/point streak (0-2-2), Nov. 19-21...Scored his first NHL goal vs. ANA, Dec. 3...Recorded 1-1-2 in consecutive games at COL, Mar. 23 & vs. COL, Mar. 25...Led Oilers rookies in goals and points...Had the fourth-most hits (97) among EDM forwards...Tallied a career-high seven shots vs. VAN, Dec. 31...**2017 Playoffs:** Collected three goals in 13 Stanley Cup Playoff contests...Made NHL postseason debut vs. SJS, Apr. 12...Scored his first NHL playoff goal in Game 4 of WCSF vs. ANA, May 3.

**2015-16 HIGHLIGHTS**

Named an Assistant Captain as a senior at North Dakota (NCAA)...Registered 25-26-51 in 39 games and finished his collegiate career with 62-65-127 in 162 games...Earned second-team All-America West honors from the American Hockey Coaches Association (AHCA)...Named to U.S. College Hockey Online's All-USCHO First Team...Named to All-NCHC First Team...Finalist for NCHC Player of the Year and NCHC Forward of the Year...Honored with UND's Glenn "Red" Jarrett Male Athlete of the Year Award and the Jeff Anderson Scholarship Award as the team's MVP...Set personal career highs in every offensive category...Led the nation with a school-record (since 2001-02) plus-46 rating...Tied for eighth in the national scoring race with a career-best 51 points...Tied for third nationally with seven GWGs...Tied for fifth nationally in goals (25) and tied for seventh in goals/game (0.64)...Earned all-tournament honors at the NCAA Midwest Region Championship (2 goals) and the NCAA Frozen Four (4 goals, 1 assist)...Named NCAA Frozen Four Most Outstanding Player after totaling 4-1-5 in two games...Scored two third-period goals in the national championship game vs. Quinnipiac...Ended his collegiate career with a career-long 13-game point streak (10-9-19 and a plus-21 rating)...Signed a two-year entry-level contract with Edmonton on May 7, 2016.

**2014-15 HIGHLIGHTS**

Recorded 18-18-36 in 42 games as a junior with North Dakota...Led the team in points and was named to All-NCHC Second Team...Tied for the national lead in SHGs (3) and finished tied for ninth in GWGs...Earned NCAA West Region All-Tournament Team honors.

**2013-14 HIGHLIGHTS**

Totaled 11-13-24 in 42 games at UND...Ranked third on the team in goals and tied for fourth in points...Tied for the team lead in scoring during the NCHC playoffs with 2-2-4 in five games.

**2012-13 HIGHLIGHTS**

Registered 8-8-16 in 39 games as a freshman at North Dakota...Led the team in shooting percentage (16.3%)...Ranked second among the team's freshmen in points, goals and assists.

**PERSONAL**

Nicknames are "Caggs" and "Jewels"...He and his fiancé, Laura, have a son, Cash...Was teammates and roommates with Nick Schmaltz on North Dakota's 2016 NCAA Championship team...Loves golf and follows the PGA Tour...Is a huge fan of all sports...Recently started following F1 racing...Friends is his favorite TV show...The Lion King is his favorite movie...Scoring his first NHL goal is his favorite hockey moment.

## PACK FACT

Won the 2016 NCAA National Championship with Nick Schmaltz at North Dakota


CAREER HIGHS				
Games: 67 (17-18)		Goals: 13 (17-18)		Assists: 11 (2x)
				Points: 23 (18-19)
CAREER HIGHLIGHTS			FIRSTS	
MOST GOALS/GAME: 2 – 4 times (last 11/1/18 vs. CHI)^	MOST SHOTS/GAME: 7 – 12/31/16 vs. VAN^	LONGEST POINT STREAK: 4 games – 4/1/19 – 4/6/19*	FIRST COYOTES GAME: -	FIRST NHL GAME: 11/19/16 at DAL^
MOST ASSISTS/GAME: 2 – 4 times (last 4/5/19 vs. DAL)*	LONGEST GOAL STREAK: 2 games – 6 times (last 2/29/20 – 3/3/20)*	CAREER HAT TRICKS: -	FIRST COYOTES GOAL: -	FIRST NHL GOAL: 12/3/16 vs. ANA^
MOST POINTS/GAME: 3 – 2/1/19 at BUF*	LONGEST ASSIST STREAK: 3 games – 4/1/19 – 4/5/19*	MULTIPLE POINT GAMES: 15 (last 2/19/20 vs. NYR)*	FIRST COYOTES ASSIST: -	FIRST NHL ASSIST: 11/19/16 at DAL^
MOST PIM/GAME: 8 – 1/19/20 vs. WPG*		TOI/G: 20:57 – 11/20/18 @ SJS^		

^w/EDM, \*w/CHI

## CAREER STATISTICS

SEASON	TEAM	LEAGUE	GP	REGULAR SEASON							PIM	PLAYOFFS				
				G	A	PTS	PP	SH	GW	+/-		GP	G	A	PTS	PIM
2012-13	North Dakota	NCAA	39	8	8	16	1	0	2	-	-	-	-	-	-	-
2013-14	North Dakota	NCAA	42	11	13	24	1	0	2	-	-	-	-	-	-	-
2014-15	North Dakota	NCAA	42	18	18	36	4	3	5	-	34	-	-	-	-	-
2015-16	North Dakota	NCAA	39	25	26	51	3	2	7	-	60	-	-	-	-	-
2016-17	Edmonton	NHL	60	7	11	18	2	0	2	3	16	13	3	0	3	25
2017-18	Edmonton	NHL	67	13	7	20	3	1	1	-13	37	-	-	-	-	-
2018-19	Edmonton	NHL	29	7	4	11	0	1	2	-8	16	-	-	-	-	-
	Chicago	NHL	26	5	7	12	0	0	0	3	12	-	-	-	-	-
2019-20	Chicago	NHL	40	9	6	15	1	0	0	-3	32	8	1	2	3	2
NHL TOTALS			222	41	35	76	6	2	5	-18	113	21	4	2	6	27





## Defense

6'1" | 196

Shoots: Left

Born: August 13, 1997

Mississauga, Ontario

Age: 23

### Career vs. NHL

TEAM	GP	G	A	PTS	PIM
Anaheim	0	0	0	0	0
Arizona	0	0	0	0	0
Boston	1	0	0	0	0
Buffalo	0	0	0	0	0
Calgary	0	0	0	0	0
Carolina	0	0	0	0	0
Chicago	1	0	0	0	0
Colorado	0	0	0	0	0
Columbus	2	0	0	0	0
Dallas	0	0	0	0	0
Detroit	0	0	0	0	0
Edmonton	1	0	0	0	0
Florida	0	0	0	0	0
Los Angeles	0	0	0	0	0
Minnesota	0	0	0	0	0
Montréal	0	0	0	0	0
Nashville	2	0	0	0	2
New Jersey	1	0	0	0	0
NY Islanders	1	0	0	0	0
NY Rangers	1	0	0	0	0
Ottawa	1	1	0	1	0
Philadelphia	0	0	0	0	0
Pittsburgh	0	0	0	0	0
San Jose	0	0	0	0	0
St. Louis	0	0	0	0	0
Tampa Bay	0	0	0	0	0
Toronto	0	0	0	0	0
Vancouver	0	0	0	0	0
Vegas	0	0	0	0	0
Washington	0	0	0	0	0
Winnipeg	1	0	0	0	0
<b>Totals:</b>	<b>12</b>	<b>1</b>	<b>0</b>	<b>1</b>	<b>2</b>

# 75 KYLE CAPOBIANCO

Drafted: Arizona's 4th choice (3rd round, 63rd overall) in the 2015 Entry Draft

kylecapobianco

### 2019-20 HIGHLIGHTS

Played in nine games with the Coyotes...Scored his first NHL goal vs. OTT, Oct. 19...Recorded 10-27-37 and 47 PIM in 42 games with Tucson (AHL)...Finished +6...Scored five PPGs and two GWGs...Led TUC defensemen in points, assists, goals (tied), PIM and PPGs...Ranked fifth on the team in points and assists...Was second among all Roadrunners in PPGs...Named an AHL All-Star for the third time.

### 2018-19 HIGHLIGHTS

Played in two games with the Coyotes...Suffered a season-ending lower-body injury vs. CBJ, Feb. 7...Missed the final 28 games of the season...Also recorded 7-25-32 and 51 PIM in 40 games with Tucson...Finished second among Roadrunners' defensemen in scoring...Scored three PPGs...Had eight multi-point games...Produced a season-best three points (1-2-3) vs. ONT, Dec. 7...Tallied two separate five-game point streaks.

### 2017-18 HIGHLIGHTS

Made his NHL debut and skated in 13:33 at BOS, Dec. 7...Registered 2-28-30 and 36 PIM in 49 games with Tucson...Led Tucson defensemen in points and assists...Collected four multi-point games...Scored his first professional goal at GR, Oct. 25...Picked up six assists in four games from Nov. 11-22...Had a season-best five-game point streak (1-6-7), Nov. 18 - Dec. 3...Played in nine Calder Cup Playoff contests.

### 2016-17 HIGHLIGHTS

Skated in four games with Tucson...Made AHL debut at MB, Apr. 7...Recorded a career-high 10-37-47 with 66 PIM in 65 games with Sudbury (OHL)...Led the team with 37 assists...Set OHL career highs in goals, assists, points, shots (151) and PIM (66)...Finished fifth on the team and led all defensemen in scoring...Collected a season-high three assists vs. Peterborough, Jan. 27...Had a season-best five-game point streak (1-7-8), Feb. 15-24...Collected 10 multi-point games...Picked up three assists in six playoff games with Sudbury...Completed his OHL career with 27-114-141 and 196 PIM in 254 games.

### 2015-16 HIGHLIGHTS

Skated in 68 games with Sudbury, recording 7-36-43 with 58 PIM...Was third on the team and led all blueliners in scoring...His 17 power-play assists led the team...Recorded a season-best four-game point streak (1-6-7), Oct. 24-30...Collected a season-high three assists at PBO, Feb. 27...Registered 13 multi-point games.

### 2014-15 HIGHLIGHTS

Registered 10-30-40 with 54 PIM in 68 games with Sudbury...Finished tied for second on the team and led all defensemen in scoring...Collected 18 power-play assists to lead the team...Tied for the team lead with 30 assists...Had five-game point streaks from Nov. 2-15 (2-4-6) and Dec. 12-30 (1-5-6)...Recorded nine multi-point games.

### 2013-14 HIGHLIGHTS

Collected 11 assists in 53 games with Sudbury...Skated in five playoff games.

### INTERNATIONAL CAREER

**2015:** Represented Canada at the U18 World Championships...Totalled 1-1-2 in seven games.

### PERSONAL

Nickname is "Capo"...Bobby Orr was his favorite player growing up...Galantis is his favorite music artist...Seinfeld is his favorite TV show...Enjoys playing golf...Is a Toronto Raptors fan...Playing in his first NHL game is his favorite hockey moment.

## PACK FACT

Set career highs in goals (10) and points (37) with Tucson in 2019-20

CAREER HIGHS				
Games: 9 (19-20)		Goals: 1 (19-20)	Assists: -	Points: 1 (19-20)
CAREER HIGHLIGHTS			FIRSTS	
MOST GOALS/GAME: 1 - 10/19/19 vs. OTT	MOST PIM/GAME: 2 - 10/17/19 vs. NSH	LONGEST POINT STREAK: -	FIRST COYOTES GAME: 12/7/17 at BOS	FIRST NHL GAME: 12/7/17 at BOS
MOST ASSISTS/GAME: -	MOST SHOTS/GAME: 3 - 10/15/19 at WPG	CAREER HAT TRICKS: -	FIRST COYOTES GOAL: 10/19/19 vs. OTT	FIRST NHL GOAL: 10/19/19 vs. OTT
MOST POINTS/GAME: 1 - 10/19/19 vs. OTT	LONGEST GOAL STREAK: -	MULTIPLE POINT GAMES: -	FIRST COYOTES ASSIST: -	FIRST NHL ASSIST: -
	LONGEST ASSIST STREAK: -	TOI/G: 19:17 - 11/7/19 vs. CBJ		

## CAREER STATISTICS

SEASON	TEAM	LEAGUE	GP	REGULAR SEASON								PLAYOFFS				
				G	A	PTS	PP	SH	GW	+/-	PIM	GP	G	A	PTS	PIM
2013-14	Sudbury	OHL	53	0	11	11	0	0	0	-3	18	5	0	0	0	0
2014-15	Sudbury	OHL	68	10	30	40	4	0	1	-49	54	-	-	-	-	-
2015-16	Sudbury	OHL	68	7	36	43	4	0	0	-43	58	-	-	-	-	-
2016-17	Sudbury	OHL	65	10	37	47	3	0	1	-20	66	6	0	3	3	10
	Tucson	AHL	4	0	0	0	0	0	0	1	0	-	-	-	-	-
2017-18	Tucson	AHL	49	2	28	30	1	0	1	9	36	9	0	0	0	2
	Arizona	NHL	1	0	0	0	0	0	0	-1	0	-	-	-	-	-
2018-19	Tucson	AHL	40	7	25	32	3	0	1	10	51	-	-	-	-	-
	Arizona	NHL	2	0	0	0	0	0	0	-2	0	-	-	-	-	-
2019-20	Tucson	AHL	42	10	27	37	5	0	2	6	47	-	-	-	-	-
	Arizona	NHL	9	1	0	1	0	0	0	-1	2	-	-	-	-	-
FRANCHISE & NHL TOTALS			12	1	0	1	0	0	0	-4	2	-	-	-	-	-


6

## JAKOB CHYCHRUN

Drafted: Arizona's 2nd choice (1st round, 16th overall) in the 2016 Entry Draft

@j\_chychrun7

jakobchychrun



Defense

6'3" | 210

Shoots: Left

Born: March 31, 1998

Boca Raton, Florida

Age: 22

## Career vs. NHL

TEAM	GP	G	A	PTS	PIM
Anaheim	12	2	0	2	2
Arizona	0	0	0	0	0
Boston	6	1	0	1	6
Buffalo	5	0	2	2	0
Calgary	13	2	1	3	8
Carolina	6	0	1	1	2
Chicago	10	1	3	4	10
Colorado	10	0	1	1	6
Columbus	5	1	0	1	6
Dallas	7	0	0	0	8
Detroit	5	1	2	3	2
Edmonton	13	0	5	5	4
Florida	7	0	3	3	4
Los Angeles	12	2	2	4	12
Minnesota	10	5	0	5	0
Montréal	7	3	1	4	2
Nashville	8	2	2	4	6
New Jersey	6	1	2	3	0
NY Islanders	6	0	3	3	0
NY Rangers	6	0	3	3	4
Ottawa	5	0	1	1	2
Philadelphia	5	0	3	3	21
Pittsburgh	5	0	0	0	4
San Jose	13	0	3	3	4
St. Louis	9	2	3	5	4
Tampa Bay	6	1	0	1	2
Toronto	6	0	2	2	2
Vancouver	10	1	4	5	2
Vegas	9	2	2	4	0
Washington	6	0	3	3	2
Winnipeg	6	1	0	1	4
<b>Totals:</b>	<b>234</b>	<b>28</b>	<b>52</b>	<b>80</b>	<b>129</b>

## 2019-20 HIGHLIGHTS

Registered 12-14-26 in 63 games with the Coyotes...First among ARI defensemen in goals and third in points...Led team defensemen and was third on the team with five PPGs...Second among ARI blueliners with eight PPPs...Set new NHL career highs for goals, points, plus-minus (+4), PPGs, GWGs (2) and shots (149)...Tallied four multi-point games...Second among team defensemen in PP TOI/G (2:12) and third in TOI/G (22:26) and TOI (1413:23)...Scored the GWG vs. NSH, Oct. 17...Collected two assists at NYI, Oct. 24... Played in his 200th NHL game at CBJ, Dec. 3...Scored twice vs. MIN, Dec. 19...Had two assists vs. STL, Dec. 31...Scored a goal and registered a career-high eight shots at BOS, Feb. 8...Scored the GWG at MTL, Feb. 10...Recorded two assists vs. WSH, Feb. 15...**2020 Playoffs:** Played in all nine postseason games with ARI...Tied for the team lead with 19 blocked shots during the playoffs...Scored his first career Stanley Cup Playoff goal in Game 5 vs. COL...Played in all four games vs. NSH...Made his NHL postseason debut in Game 1, Aug. 2...Skated in series-high 20:36 in Game 2, Aug. 4...Tied for the team lead with 10 shots in the series...Tied for third on ARI with seven blocked shots.

## 2018-19 HIGHLIGHTS

Registered 5-15-20 with 28 PIM in 53 games with the Coyotes...Scored three PPGs...Established then career highs in assists, points (tied), PPGs and shots (117)...Finished second among ARI defensemen and third on the team with eight power-play points...Ranked fourth on the team with 77 blocked shots...Was second among ARI blueliners in PP TOI/G (2:33) and third in TOI/G (20:15)...His 2.21 shots/game led ARI defensemen...Registered three-game point streak (2-1-3), Dec. 23-29...Scored at LAK, Dec. 27 and at ANA, Dec. 29...Collected two assists at VAN, Jan. 10...Totalled 1-1-2 vs. CGY, Mar. 7...Missed 22 games due to injury.

## 2017-18 HIGHLIGHTS

Skated in 50 games with Arizona, totaling 4-10-14 and 16 PIM...Was +2...Scored two PPGs...Ranked second among Coyotes defensemen in PP TOI/G (2:02)...Scored a goal in season debut at VGK, Dec. 3...Had an assist in consecutive games (0-2-2), Dec. 27-28...Totalled career-high seven shots vs. TOR, Dec. 28...Missed 29 games due to injury.

## 2016-17 HIGHLIGHTS

Registered 7-13-20 and 47 PIM in 68 games as a rookie...Made the Coyotes out of training camp and became the youngest player to make his NHL debut in Coyotes history (18 years, 198 days) and third youngest in franchise history to do so...Finished third among ARI defensemen in scoring...Led Coyotes' blueliners with six even-strength goals...Was second among team rookies in TOI/G (16:40)...His seven goals were tied for the second-most among first year NHL defensemen and his 7-13-20 ranked as the third-highest point total by a rookie blueliner in Coyotes history...Skated in his NHL debut and earned his first point (assist) vs. PHI, Oct. 15...Scored his first NHL goal at MTL, Oct. 20...Notched an assist at NYI, Oct. 21 to become the first rookie defenseman in franchise history to record a point in his first three career NHL games (1-2-3)...Skated in season-high 23:39 vs. SJS, Nov. 1...Scored a goal in back-to-back games at WPG, Jan. 18 and at MIN, Jan. 19...Had two assists in his first career multi-point game vs. FLA, Jan. 23...Scored goals in consecutive games vs. ANA, Feb. 20 and at CHI, Feb. 23...Was one of just six NHL rookie defensemen to record a three-point game when he recorded a career-high 1-2-3 vs. NJD, Mar. 11...Scored vs. DET, Mar. 16.

## 2015-16 HIGHLIGHTS

Signed an entry-level contract with Arizona on July 30...Registered 11-38-49 with 51 PIM in 62 games with Sarnia (OHL)...Led Sarnia defensemen and ranked fourth among OHL defensemen in points...Recorded a point in 13 of 16 games (4-11-15) from Jan. 15- Feb. 17...Collected four assists vs. Barrie on Feb. 26...Participated in the CHL Top Prospects Game...Named to the OHL Second All-Star Team...Totalled 2-6-8 in seven OHL playoff games...Had 2-2-4 on Apr. 3 at Sault Ste. Marie.

## 2014-15 HIGHLIGHTS

Collected 16-17-33 with 37 PIM in 42 games with Sarnia...Finished second among OHL rookie defensemen in points...Recorded his first OHL point at Saginaw on Sept. 27...Scored his first OHL goal and had his first multi-goal game at Mississauga on Oct. 5...Had a season-best six-game point streak (4-3-7), Jan. 8- 17...Registered nine multi-point games...Was named to the OHL First All-Rookie Team...Named to the OHL Third All-Star Team.

## INTERNATIONAL CAREER

**2016:** Skated in seven games with Canada's Under-18 team at the 2016 IIHF U18 World Championship in Grand Forks, N.D...Totalled one goal and three assists.

## PERSONAL

Nickname is "Chych"...Enjoys golf and fishing...Sidney Crosby was his favorite hockey player growing up...Also played baseball growing up...Is a fan of LeBron James and Lamar Jackson...Signed a six-year contract extension with ARI on November 13, 2018...His dad, Jeff, played in 262 career NHL games with the Oilers, Kings, Penguins and Flyers...Wears #6 like his dad.

## PACK FACT

Established career highs in goals (12) and points (26) last season

CAREER HIGHS				
Games: 68 (16-17)		Goals: 12 (19-20)		Assists: 15 (18-19)
Points: 26 (19-20)				
CAREER HIGHLIGHTS			FIRSTS	
MOST GOALS/GAME: 2 (12/19/19 vs. MIN)	MOST SHOTS/GAME: 8 – 2/8/20 at BOS	LONGEST POINT STREAK: 5 games – 2/4/20 – 2/11/20	FIRST COYOTES GAME: 10/15/16 vs. PHI	FIRST NHL GAME: 10/15/16 vs. PHI
MOST ASSISTS/GAME: 2 – 6 times (last 2/15/20 vs. WSH)	LONGEST GOAL STREAK: 2 – 5 times (last 2/8/20 – 2/10/20)	CAREER HAT TRICKS: None	FIRST COYOTES GOAL: 10/20/16 at MTL	FIRST NHL GOAL: 10/20/16 at MTL
MOST POINTS/GAME: 3 – 3/11/17 vs. NJD	LONGEST ASSIST STREAK: 2 – 5 times (2/4/20 – 2/6/20)	MULTIPLE POINT GAMES: 8 – last 2/15/20 vs. WSH	FIRST COYOTES ASSIST: 10/15/16 vs. PHI	FIRST NHL ASSIST: 10/15/16 vs. PHI
MOST PIM/GAME: 17 – 10/27/16 at PHI		TOI/G: 27:50 – 11/11/19 @ WSH		

## CAREER STATISTICS

CAREER STATISTICS

SEASON	TEAM	LEAGUE	REGULAR SEASON									PLAYOFFS				
			GP	G	A	PTS	PP	SH	GW	+/-	PIM	GP	G	A	PTS	PIM
2014-15	Sarnia	OHL	42	16	17	33	8	1	2	-11	37	-	-	-	-	-
2015-16	Sarnia	OHL	62	11	38	49	8	0	2	23	51	7	2	6	8	8
2016-17	Arizona	NHL	68	7	13	20	1	0	0	-14	47	-	-	-	-	-
2017-18	Arizona	NHL	50	4	10	14	2	0	1	2	16	-	-	-	-	-
2018-19	Arizona	NHL	53	5	15	20	3	0	0	-12	28	-	-	-	-	-
2019-20	Arizona	NHL	63	12	14	26	5	0	2	4	38	9	1	0	1	8
FRANCHISE & NHL TOTALS			234	28	52	80	11	0	3	-20	129	9	1	0	1	8





Left Wing

6'4" | 220

Shoots: Left

Born: June 23, 1997

Mount Brydges, Ontario

Age: 23

## Career vs. NHL

TEAM	GP	G	A	PTS	PIM
Anaheim	13	3	2	5	4
Arizona	0	0	0	0	0
Boston	7	0	0	0	6
Buffalo	6	0	0	0	4
Calgary	12	1	1	2	8
Carolina	6	0	1	1	4
Chicago	8	1	0	1	0
Colorado	8	1	0	1	14
Columbus	6	1	0	1	8
Dallas	10	0	1	1	7
Detroit	6	3	0	3	9
Edmonton	11	1	2	3	4
Florida	6	1	1	2	2
Los Angeles	11	2	2	4	7
Minnesota	9	2	2	4	5
Montréal	5	0	0	0	2
Nashville	9	1	2	3	19
New Jersey	6	0	1	1	0
NY Islanders	6	0	0	0	7
NY Rangers	5	1	2	3	2
Ottawa	6	2	0	2	0
Philadelphia	5	1	0	1	4
Pittsburgh	6	0	0	0	2
San Jose	10	3	4	7	5
St. Louis	9	0	1	1	4
Tampa Bay	6	0	2	2	2
Toronto	7	1	2	3	0
Vancouver	11	4	1	5	14
Vegas	7	0	2	2	5
Washington	5	2	1	3	0
Winnipeg	8	1	1	2	7
<b>Totals:</b>	<b>230</b>	<b>32</b>	<b>31</b>	<b>63</b>	<b>155</b>

# 67 LAWSON CROUSE

Drafted: Florida's 1st choice (1st round, 11th overall) in the 2015 Entry Draft

Acquired: From Florida with Dave Bolland in exchange for Arizona's conditional 2017 third round draft choice and Arizona's second round 2018 draft choice

@LawCrouse

lawcrouse

**2019-20 HIGHLIGHTS**

Registered 15-10-25 in 66 games with ARI...Led the Coyotes and was 10th in the NHL with 201 hits...Scored three GWGs and one SHG...Tallied four multi-point games...Set a new NHL career high in goals and tied his career high in points...Recorded a three-game point streak (2-1-3), Oct. 17-22...Collected 1-1-2 vs. CGY, Nov. 16...Skated in his 200th NHL game at VGK, Dec. 28...Posted a four-game point streak (3-1-4), Dec. 31 - Jan. 7...Tallied 1-1-2 vs. SJS, Jan. 14 and at ANA, Jan. 29...**2020 Playoffs:** Skated in all nine postseason games with the Coyotes...Scored two goals...Led the team with 35 hits...Made his NHL postseason debut in Game 1 against NSH, Aug. 2...Scored his first NHL postseason goal in Game 2 at NSH, Aug. 4...Totalled four shots in Game 4, Aug. 7.

**2018-19 HIGHLIGHTS**

Collected 11-14-25 in 81 games with Arizona...Posted a +5 rating, which ranked fourth on the team...Led the team with 67 PIM...Finished first on the team and second in the NHL with 288 hits...Scored two SHGs...Set NHL career highs in games, goals, assists, points, plus-minus, PIM, SHGs and shots (131)...Totalled four multi-point games...Played in his 100th NHL game vs. NSH, Nov. 15...Scored and had an assist at MIN, Nov. 27...Recorded a two-game goal streak (2-0-2), Dec. 4-6...Posted 1-1-2 vs. SJS, Jan. 16 and at TOR, Jan. 20...Skated in a season-high 20:34 vs. TOR, Feb. 16...Registered a four-game point streak (2-2-4), Feb. 21-28...Collected two assists at VGK, Apr. 4.

**2017-18 HIGHLIGHTS**

Skated in 11 games with the Coyotes...Scored a goal at COL, Dec. 27...Recorded 15-17-32 with 70 PIM in 56 games with Tucson (AHL)...Scored five PPGs and three GWGs...Finished fifth on the Roadrunners in goals...Scored two goals vs. Bakersfield, Nov. 11...Tallied a four-game point streak (3-2-5), Nov. 11-18...Totalled 2-1-3 vs. San Diego, Jan. 15...Earned a point in four straight games (1-3-4), Feb. 5-14...Posted an eight-game point streak (7-4-11), Mar. 25 - Apr. 14...Scored twice and added an assist (2-1-3) at San Diego, Apr. 11...Totalled 2-6-8 and was +3 in nine Calder Cup Playoff contests...Scored two PPGs in the postseason...Tied for the team lead in playoff points.

**2016-17 HIGHLIGHTS**

Recorded 5-7-12 in 72 games with Arizona...Scored two GWGs...Led ARI forwards and finished third on the team with 160 hits...Skated in NHL debut vs. PHI, Oct. 15...Scored first career goal vs. SJS, Nov. 1...Tallied first NHL assist vs. NSH, Dec. 10...Scored a goal at DET, Dec. 13...Skated in season-high 16:50 vs. TOR, Dec. 23...Scored a goal vs. VAN, Jan. 26...Collected 0-2-2 in first NHL multi-point game vs. LAK, Jan. 31...Posted two-game point streak (1-2-3), Jan. 26-31...Scored a goal vs. OTT, Mar. 9.

**2015-16 HIGHLIGHTS**

Registered 23-39-62 with 56 PIM in 49 games with Kingston (OHL)...Finished second on the team in points and assists, which were both OHL career-highs...Began the season with a seven-game point streak (4-5-9)...Totalled 1-3-4 vs. North Bay, Feb. 13...Recorded a seven-game point streak (8-6-14), Feb. 19 - Mar. 5...Scored a hat trick at Flint, Mar. 5...Tallied a point in 38 of 49 games with Kingston...Recorded 7-4-11 in nine playoff contests...Finished second on the team in playoff goals...Collected 1-2-3 in Kingston's opening playoff game vs. Oshawa...Skated in two games with Portland (AHL).

**2014-15 HIGHLIGHTS**

Registered 29-22-51 with 70 PIM in 56 games with Kingston...Led the team in goals and points...Collected 14 multi-point games...Scored his first hat trick vs. Kitchener, Nov. 28...Had three three-point games during a four-game stretch, Mar. 8-14...Tallied 4-8-12 in his final seven games of the season...Led the team with 2-1-3 in four playoff games...Played in the CHL Top Prospects Game.

**2013-14 HIGHLIGHTS**

Tallied 15-12-27 with 64 PIM in 63 games with Kingston...Scored the lone Kingston goal in his OHL debut at Peterborough, Sept. 19...Collected his first multi-goal game vs. Ottawa, Oct. 4...Had a season-high 2-2-4 vs. Barrie, Mar. 12...Registered three assists in seven playoff games with Kingston...Was named to the OHL Second All-Rookie Team.

**INTERNATIONAL**

**2016:** Recorded 2-3-5 in eight games as an alternate captain with Canada at 2016 IIHF World Junior Championship...**2015:** Won gold with Canada at the 2015 IIHF World Junior Championship...Totalled 1-2-3 in seven games...**2014:** Helped Canada win the gold medal at the 2014 U18 Ivan Hlinka Memorial Cup...Scored two goals in gold-medal game vs. Czech Republic...Scored six goals in five tournament games.

**PERSONAL**

Has a dog named Butter on Instagram at butterpigcrouse...Enjoys golf and Tiger Woods is his favorite current athlete...Jarome Iginla was his favorite player growing up...Would like to meet Jimmy Fallon...Would like Will Ferrell to play him in a movie...Took batting practice and hit a home run with the Diamondbacks on Sept. 9, 2017...The Longest Yard is his favorite sports movie.

## PACK FACT

Led the team with 201 hits in 2019-20

## CAREER HIGHS

Games: 81 (18-19)

Goals: 15 (19-20)

Assists: 14 (18-19)

Points: 25 (2x)

## CAREER HIGHLIGHTS

## FIRSTS

MOST GOALS/GAME:  
1 – 32 times (last 3/4/20 at VAN)MOST SHOTS/GAME:  
5 – 2 times (last 1/7/20 at FLA)LONGEST POINT STREAK:  
4 games – 2 times (last 12/31/19 – 1/7/20)FIRST COYOTES GAME:  
10/15/16 vs. PHIFIRST NHL GAME:  
10/15/16 vs. PHIMOST ASSISTS/GAME:  
2 – 2 times (last 4/4/19 at VGK)LONGEST GOAL STREAK:  
3 games – 1/2/20 – 1/7/20CAREER HAT TRICKS:  
NoneFIRST COYOTES GOAL:  
11/1/16 vs. SJSFIRST NHL GOAL:  
11/1/16 vs. SJSMOST POINTS/GAME:  
2 – 9 times (last 2/4/20 vs. EDM)LONGEST ASSIST STREAK:  
2 games – 3 times (last 2/4/20 – 2/6/20)MULTIPLE POINT GAMES:  
9 (last 2/4/20 vs. EDM)FIRST COYOTES ASSIST:  
12/10/16 vs. NSHFIRST NHL ASSIST:  
12/10/16 vs. NSHMOST PIM/GAME:  
14 – 11/29/18 at NSHTOI/G:  
20:34 - 2/16/19 vs. TOR

## CAREER STATISTICS

## REGULAR SEASON

## PLAYOFFS

SEASON	TEAM	LEAGUE	GP	G	A	PTS	PP	SH	GW	+/-	PIM	GP	G	A	PTS	PIM
2013-14	Kingston	OHL	63	15	12	27	3	0	3	10	64	7	0	3	3	7
2014-15	Kingston	OHL	56	29	22	51	7	2	3	10	70	4	2	1	3	18
2015-16	Kingston	OHL	49	23	39	62	6	2	2	13	56	9	7	4	11	2
	Portland	AHL	2	0	0	0	0	0	0	1	0	-	-	-	-	-
2016-17	Arizona	NHL	72	5	7	12	0	1	2	-20	48	-	-	-	-	-
2017-18	Arizona	NHL	11	1	0	1	0	0	0	-6	7	-	-	-	-	-
	Tucson	AHL	56	15	17	32	5	1	3	3	70	9	2	6	8	2
2018-19	Arizona	NHL	81	11	14	25	0	2	1	5	67	-	-	-	-	-
2019-20	Arizona	NHL	66	15	10	25	0	1	3	0	33	9	2	0	2	2
FRANCHISE & NHL TOTALS			230	32	31	63	0	4	6	-21	155	9	2	0	2	2



## Defense

6'1" | 195

Shoots: Right

Born: June 9, 1988

Dorval, Quebec

Age: 32

## Career vs. NHL

TEAM	GP	G	A	PTS	PIM
Anaheim	43	5	8	13	12
Arizona	24	0	7	7	8
Boston	17	1	5	6	12
Buffalo	18	0	4	4	2
Calgary	29	1	7	8	4
Carolina	13	2	4	6	6
Chicago	30	4	9	13	25
Colorado	31	4	9	13	26
Columbus	24	0	7	7	8
Dallas	24	3	3	6	19
Detroit	24	3	8	11	10
Edmonton	28	1	3	4	14
Florida	13	0	4	4	2
Los Angeles	27	2	6	8	10
Minnesota	32	3	6	9	33
Montréal	14	1	2	3	8
Nashville	29	1	6	7	31
New Jersey	16	1	8	9	4
NY Islanders	16	2	3	5	21
NY Rangers	16	0	7	7	15
Ottawa	13	1	5	6	4
Philadelphia	16	2	6	8	6
Pittsburgh	15	0	3	3	19
San Jose	12	3	4	7	4
St. Louis	25	1	7	8	24
Tampa Bay	17	1	6	7	8
Toronto	16	0	6	6	0
Vancouver	25	1	2	3	22
Vegas	8	0	1	1	4
Washington	19	1	5	6	2
Winnipeg	24	1	4	5	18
<b>Totals:</b>	<b>658</b>	<b>45</b>	<b>165</b>	<b>210</b>	<b>381</b>

# 55 JASON DEMERS

Drafted: San Jose's 6th choice (7th round, 186th overall) in the 2008 Entry Draft  
 Acquired: From Florida in exchange for Jamie McGinn, Sept. 17, 2017

@jasondemers5

Jason\_demers

**2019-20 HIGHLIGHTS**

Recorded 11 assists/points in 50 games with ARI...Fourth on the team in plus/minus (+5)...Fourth among all Coyotes in TOI/G (20:30), shifts/game (26.5) and blocked shots (70) as well as fifth in SH TOI/G (2:16)...Skated in season-high 26:18 at WPG, Oct. 15...Recorded his 200th career point and tied his career high with three assists at NJD, Oct. 25...Missed 20 games due to injury...**2020 Playoffs:** Played in all nine of ARI's Stanley Cup Playoff games...Collected four assists...Led the team in plus-minus (+5)...Tied for the team lead with 19 blocked shots...Had an assist in Game 4 of QFR vs. NSH, Aug. 7...Registered two assists in Game 3 of WCQF vs. COL, Aug. 15...Tallied an assist in Game 5 at COL, Aug. 19.

**2018-19 HIGHLIGHTS**

Recorded 2-6-8 and 12 PIM in 35 games with the Coyotes...Led the team in plus-minus (+9)...Missed 47 games due to a lower-body injury...Finished third among ARI defensemen in SH TOI/G (1:55) and second in shifts/game (26.0)...Totalled 1-1-2 vs. ANA, Mar. 14...Played in his 600th NHL game at FLA, Mar. 21

**2017-18 HIGHLIGHTS**

Appeared in 69 games in his first season with ARI...Totalled 6-14-20 and 37 PIM...Ranked third among Coyotes defensemen in assists, TOI/G (21:08), TOI (1,458:23) and shifts/game (28.4), second in SH TOI/G (1:58) and fourth in PP TOI/G (1:03)...Led ARI with a plus-6 mark at home...Posted a three-game point streak (1-2-3), Oct. 14-19...Tied his career high with a four-game point streak (1-4-5), Oct. 28 - Nov. 2...Scored the GWG vs. NJD, Dec. 2...Had a three-game assist/point streak (0-3-3), Jan. 16-20...Scored the GWG vs. ANA, Feb. 24.

**2016-17 HIGHLIGHTS**

Registered 9-19-28 in 81 games with FLA...Scored a career-high nine goals... Ranked second among Panthers defensemen in goals, assists and points...Played in his 500th NHL game at MTL, Mar. 30...Recorded two points (1-1-2) vs. OTT, Jan. 31...Scored career-best eighth goal of the season (GWG) at NYI, Jan. 11... Registered career-high 19 PIM vs. NSH, Jan. 6...Registered two points (1-1-2) vs. DET, Dec. 23...Recorded 1-1-2 at COL, Dec. 16...Recorded first goal with FLA in multi-goal game (2) vs. SJS, Nov. 10...Registered first multi-point game of the season (0-2-2) at DET, Oct. 30...Recorded first point with FLA (assist) at TBL, Oct. 18...Made regular season FLA debut vs. NJD, Oct. 13.

**2015-16 HIGHLIGHTS**

Totalled 7-16-23 in 62 games in first full season with DAL...Ranked third among Stars defensemen in points...Missed 18 games due to injury, 13 from 3/11-4/7 with a lower body injury...Ranked second among team blueliners with seven goals...Third among Stars skaters with a +16 plus/minus rating...Matched a career high with his three PPGs...Finished sixth on the team with 86 hits and fourth with 73 blocked shots...Ranked second in the NHL with a plus-23 rating at home...Recorded two assists vs. BOS, Feb. 20... Scored seventh goal of the season at MIN, Feb. 9...Recorded two assists vs. CHI, Dec. 22...Registered two assists vs. TOR, Nov. 10... Recorded 1-1-2 vs. SJS, Oct. 31, extending his goal streak to two games (Oct. 29-31) and point streak to three games (Oct. 22-31)...Recorded two assists at COL, Oct. 10...**2016 Playoffs:** Totalled three assists in 13 Stanley Cup Playoffs games with the Stars.

**2014-15 HIGHLIGHTS**

Recorded 5-20-25 in 81 games split between SJS and DAL ...Began the season with the Sharks, posting 0-3-3 in 20 games...Acquired by the Stars on Nov. 21 in exchange for defenseman Brenden Dillon and a third round selection in the 2016 NHL Draft...Registered 5-17-22 in 61 games with DAL...Finished the season with two PPGs and two GWGs...Recorded a plus-minus rating of +2-or-higher seven times... Tallied a season-long three-game point streak (1-2-3), Dec. 27-31... Scored the GWG and skated in a season-high 25:32 of TOI in his Stars debut vs. LAK, Nov. 22... Recorded a season-high five shots on goal and posted a plus-2 rating at CHI, Jan. 18... Notched a season-best plus-3 rating at ANA, April 8.

**2013-14 HIGHLIGHTS**

Skated in 75 games with the Sharks...Totalled 5-29-34 and was plus-14...Finished second among SJS defensemen in points...Established career highs in goals and points...Matched a career high with 105 shots...Set career highs in single game assists and points (0-3-3) vs. NYR, Oct. 8...Scored his first goal of the season vs. DAL, Dec. 21... Tallied a goal vs. COL, Dec. 23...It marked the first goal scoring streak of his career...Tied a career best with a four-game point streak (1-4-5) from Jan. 4-9...Recorded two assists at NSH, Jan. 7...Tallied two assists at PHI, Feb. 27...Tied his previous career high with his fourth goal of the season at NYI, Mar. 14...**2014 Playoffs:** Skated in seven postseason contests with the Sharks.

**2012-13 HIGHLIGHTS**

Collected 1-2-3 in 22 games with SJS...Made his season debut and led the team with four hits vs. NSH, Feb. 2...Scored his first goal of the season at ANA, Mar. 18...Played in his 200th career NHL game vs. CBJ, Apr. 9...Missed six games to start the season with an upper body injury suffered in the Spengler Cup...**2013 Playoffs:** Skated in one playoff game with the Sharks.

**2011-12 HIGHLIGHTS**

Skated in 57 contests with the Sharks...Totalled 4-9-13...Scored two PPGs...Tied for third among Sharks defensemen with four goals, matching a then career high...Scored a PPG for his first goal of the season vs. CHI, Nov. 23...Scored a goal in two out of his last three games (2-0-2)...**2012 Playoffs:** Appeared in three playoff contests.

**2010-11 HIGHLIGHTS**

Registered 2-22-24 in 75 games with SJS...Led the Sharks with a +19 rating...Ranked second among team defensemen in assists and points...Finished third among SJS blueliners with a career-best 105 shots...Scored his first goal and multi-point game of the season (1-1-2) at PHI, Dec. 8...**2011 Playoffs:** Posted 2-1-3 in 13 Stanley Cup Playoff games...Scored at LAK, Apr. 21 and at LAK, Apr. 25.

**2009-10 HIGHLIGHTS**

Recorded 4-17-21 in 51 games as a rookie...Finished the season tied for fourth among NHL rookie defensemen with 21 points ... Scored three PPGs ... Made his NHL debut vs. COL, Oct. 1...Earned his first career point (0-1-1) and had a +2 rating at ANA, Oct. 3...The goal scorer, Benn Ferriero, and the players who got assists, Demers and Frazer McLaren, all registered their first NHL career point on the goal...This marked only the second time in the previous 29 seasons that three players each got their first NHL point on the same goal... Scored two PPGs vs. MIN, Jan. 30, tying a SJS franchise single-game record for PPGs by a defenseman...Recorded his first career fighting major at DAL, Mar. 31...Split the season between San Jose and Worcester (AHL)...Totalled 4-13-17 and was plus-7 in 25 games with Worcester.

**2008-09 HIGHLIGHTS**

Collected 2-31-33 and notched a plus-15 rating in 78 contests with Worcester...Led Worcester in plus-minus...Ranked second among team defensemen in points...Scored first professional goal vs. POR, Dec. 7...Recorded two-thirds of a "Gordie Howe Hat Trick" in his professional debut with an assist and a fighting major (11 PIM) at Lowell, Oct. 11...Added four assists in 12 Calder Cup Playoff games... Finished second among team defensemen in points.

**INTERNATIONAL**

**2012:** Won the gold medal with Team Canada the 2012 Spengler Cup, earning an assist (0-1-1) in the championship game.

**PERSONAL**

Favorite movie is "Dazed and Confused"...Enjoys soccer and cooking...Favorite vacation spot is Tokyo, Japan...Hockey idol growing up was Sergei Gonchar...Is a regular guest on *The Bachelor Report* hosted by Paul Bissonnette.

## PACK FACT

Recorded his 200th NHL point at New Jersey, Oct. 25

## CAREER HIGHS

Games: 81 (2x)

Goals: 9 (16-17)

Assists: 29 (13-14)

Points: 34 (13-14)

## CAREER HIGHLIGHTS

## FIRSTS

MOST GOALS/GAME:  
2 – 2 times (last 11/10/16 vs. SJS)\*MOST SHOTS/GAME:  
6 – 2 times (last 12/23/17 vs. COL)&LONGEST POINT STREAK:  
4 games – 4 times (last 10/28/17 – 11/2/17)&FIRST COYOTES GAME:  
10/5/17 at ANAFIRST NHL GAME:  
10/1/09 at COL^MOST ASSISTS/GAME:  
3 – 2 times (last 10/25/19 at NJD)&LONGEST GOAL STREAK:  
2 games – 2 times (last 10/29/15 – 10/31/15)#CAREER HAT TRICKS:  
NoneFIRST COYOTES GOAL:  
10/17/17 at DALFIRST NHL GOAL:  
11/15/09 at CHI^MOST POINTS/GAME:  
3 – 2 times (last 10/25/19 at NJD)&LONGEST ASSIST STREAK:  
3 games – 3 times (last 1/30/20 – 2/29/20)&MULTIPLE POINT GAMES:  
23 (last 10/25/19 at NJD)&FIRST COYOTES ASSIST:  
10/14/17 vs. BOSFIRST NHL ASSIST:  
10/3/09 at ANA^MOST PIM/GAME:  
19 – 1/6/17 vs. NSH\*TOI/G:  
28:58 – 11/6/17 @ WSH&

^w/ SJS, #w/DAL, \*w/FLA, &amp;w/ARI

## CAREER STATISTICS

## REGULAR SEASON

## PLAYOFFS

SEASON	TEAM	LEAGUE	GP	G	A	PTS	PP	SH	GW	+/-	PIM	GP	G	A	PTS	PIM
2004-05	Moncton	QMJHL	25	0	1	1	-	-	-	5	10	-	-	-	-	-
2005-06	Moncton	QMJHL	21	1	3	4	1	0	0	15	15	-	-	-	-	-
	Victoriaville	QMJHL	33	2	13	15	-	-	-	-18	58	5	0	2	2	10
2006-07	Victoriaville	QMJHL	69	5	19	24	3	0	1	25	98	6	0	0	0	2
2007-08	Victoriaville	QMJHL	67	9	55	64	4	0	1	-6	91	6	1	5	6	6
2008-09	Worcester	AHL	78	2	31	33	1	0	0	15	54	12	0	4	4	6
2009-10	San Jose	NHL	51	4	17	21	3	0	1	5	21	15	1	4	5	8
	Worcester	AHL	25	4	13	17	0	0	0	7	24	-	-	-	-	-
2010-11	San Jose	NHL	75	2	22	24	0	0	0	19	28	13	2	1	3	8
2011-12	San Jose	NHL	57	4	9	13	2	0	1	-8	22	3	0	0	0	2
2012-13	San Jose	NHL	22	1	2	3	0	0	0	-4	10	1	0	0	0	2
2013-14	San Jose	NHL	75	5	29	34	1	0	0	14	30	7	0	1	1	12
2014-15	San Jose	NHL	20	0	3	3	0	0	0	-6	8	-	-	-	-	-
	Dallas	NHL	61	5	17	22	2	0	2	3	63	-	-	-	-	-
2015-16	Dallas	NHL	62	7	16	23	3	1	1	16	72	13	0	3	3	8
2016-17	Florida	NHL	81	9	19	28	0	0	2	-14	53	-	-	-	-	-
2017-18	Arizona	NHL	69	6	14	20	0	0	2	-4	37	-	-	-	-	-
2018-19	Arizona	NHL	35	2	6	8	0	0	2	9	12	-	-	-	-	-
	Tucson	AHL	1	0	1	1	0	0	0	-1	0	-	-	-	-	-
2019-20	Arizona	NHL	50	0	11	11	0	0	0	5	25	9	0	4	4	8
FRANCHISE TOTALS			154	8	31	39	0	0	4	10	74	9	0	4	4	8
NHL TOTALS			658	45	165	210	11	1	11	35	381	61	3	13	16	48



# 18 CHRISTIAN DVORAK

Drafted: Arizona's 3rd choice (2nd round, 58th overall) in the 2014 Entry Draft

 @10\_CD

 10\_CD



Center

6'0" | 195

Shoots: Left

Born: February 2, 1996

Frankfort, Illinois

Age: 24

## Career vs. NHL

TEAM	GP	G	A	PTS	PIM
Anaheim	13	4	3	7	0
Arizona	0	0	0	0	0
Boston	6	1	0	1	2
Buffalo	6	1	2	3	2
Calgary	12	4	5	9	2
Carolina	6	2	0	2	8
Chicago	11	2	5	7	0
Colorado	9	2	0	2	2
Columbus	6	0	2	2	2
Dallas	8	1	3	4	4
Detroit	6	1	1	2	4
Edmonton	14	4	3	7	2
Florida	8	1	0	1	0
Los Angeles	14	4	6	10	4
Minnesota	10	1	5	6	0
Montréal	6	3	2	5	4
Nashville	8	3	1	4	0
New Jersey	7	0	1	1	0
NY Islanders	7	0	2	2	4
NY Rangers	5	2	3	5	0
Ottawa	5	0	0	0	0
Philadelphia	6	1	3	4	4
Pittsburgh	6	0	1	1	0
San Jose	11	0	4	4	2
St. Louis	9	2	3	5	4
Tampa Bay	7	1	1	2	0
Toronto	6	1	2	3	0
Vancouver	10	2	1	3	0
Vegas	9	0	4	4	4
Washington	6	4	1	5	4
Winnipeg	9	3	1	4	0
<b>Totals:</b>	<b>246</b>	<b>50</b>	<b>65</b>	<b>115</b>	<b>58</b>

### 2019-20 HIGHLIGHTS

Recorded 18-20-38 in 70 regular season games...Finished second on ARI in goals and tied for fourth in points...Led the team with a 55.1 FO%, 52.1 Road FO% and 58.6 Home FO%...His six PPGs tied for second-most on the team...Had a +6 rating, which was tied for second best among all Coyotes...Set NHL season career highs for goals, points, PPGs and PPPs...One of seven Coyotes to play in all 70 regular season games...Scored twice at WPG, Oct. 15...Scored his first career OT GWG at NYR, Oct. 22...Scored two goals and the GDG vs. ANA, Nov. 27...Tallied a career-long five-game point streak (2-4-6), Nov. 27 - Dec. 5...Won a career-high 20 face-offs (80%) and had an assist vs. MIN, Dec. 19...Recorded his 100th career NHL point with a goal at DET, Dec. 22...**2020 Playoffs:** Played in all nine of the Coyotes' Stanley Cup Playoff games...Totalled 2-1-3 and 11 shots...Recorded 1-1-2 in his NHL postseason debut in Game 1 of QFR at NSH, Aug. 2...Became the sixth player in franchise history to record a multi-point game in his postseason debut...Was the 12th player in franchise history to score a goal in his postseason debut...Scored in Game 3 of QFR vs. NSH, Aug. 5...Tied for the team lead in goals in the QFR series.

### 2018-19 HIGHLIGHTS

Played in 20 games with Arizona, totaling 2-5-7 and two PIM... Missed 62 games due to an upper-body injury...Made season debut vs. FLA, Feb. 26...Scored twice including the GWG vs. LAK, Mar. 9.

### 2017-18 HIGHLIGHTS

Recorded 15-22-37 in 78 games...Scored two PPGs and two GWGs...Finished tied for third on the team in goals and fifth in points... Set career highs in assists and points...Second on ARI in FO% (51.4%)... Led the Coyotes with a 53.9 FO% at home...Totalled six multi-point games...Registered four-game point streak (1-3-4), Oct. 24-30...Had 1-1-2 vs. BUF, Nov. 2 and at MTL, Nov. 16...Skated in his 100th NHL game at OTT, Nov. 18...Posted three-game assist streak (0-4-4), Jan. 6-13...Scored twice at STL, Jan. 20...Scored and had an assist at WPG, Feb. 6 and vs. MIN, Mar. 1...Became the fourth player in Coyotes history (P. Mueller, T. Rieder, B. Perlini) to begin career with consecutive 10-goal or more seasons.

### 2016-17 HIGHLIGHTS

Registered 15-18-33 in 78 games...Led the team in plus-minus (+7)... Scored two PPGs...Fourth on ARI in goals...Totalled 471 face-off wins (FOW), which set a franchise record for the most FOW's in a season by a rookie...Ranked second among NHL rookies in FOW's...Had a 46.8 FO%...Tied for second on the team with 10 home goals...Led ARI's rookie forwards in TOI/G (15:37)...Made NHL debut and recorded first career point (assist) vs. PHI, Oct. 15...Scored first career goal vs. NSH, Nov. 3...Recorded two-game point streak (1-1-2), Nov. 3-4...Collected 1-1-2 vs. CGY, Dec. 19...Posted 1-1-2 vs. CHI, Feb. 2...Scored two goals in first career multi-goal game vs. MTL, Feb. 9...Registered 2-1-3 at CGY, Feb. 13...Had two-game point streak (1-1-2), Mar. 2-3...Skated in season-high 22:44 vs. CAR, Mar. 5...Notched an assist in back-to-back games (0-2-2), Mar. 14-16...Recorded two-game point streak (1-1-2), Mar. 20-21...Collected points in back-to-back games (2-1-3), Mar. 29-31...Scored two goals vs. WSH, Mar. 31...Had a two-game point streak (1-1-2), Apr. 4-6.

### 2015-16 HIGHLIGHTS

Recorded 52-69-121 and 27 PIM in 59 games as co-captain of London (OHL)...Led the Knights in goals, points, plus-minus (+56), PPGs (22), GWGs (11) and finished tied for the team lead in power-play assists (33)... Became the first Knight since John Tavares (2008-09) to score 50 goals in a season...Ranked first in the OHL in goals, PPGs and GWGs, tied for first in power-play assists, second in points and plus-minus and was sixth in assists...Collected 36 multi-point games including 10 games with four or more points...Completed his junior career with 99-145-244, a plus-97 rating and 51 PIM in 158 games with the Knights...Recorded 1-3-4 in first game of the season vs. Windsor, Oct. 2...Collected 1-2-3 at Hamilton, Oct. 12...Registered a five-game point streak (2-7-9) from Oct. 12-24...Totalled a season-high four assists vs. Windsor, Oct. 30...Recorded a 19-game point streak (24-30-54) from Oct. 30-Jan. 9...Scored a career-best five goals and tied his OHL career high for points in a game with 5-1-6 at Guelph, Nov. 6...Was the third six-point game of his OHL career...Tallied 1-3-4 vs. Guelph, Nov. 13... Had 1-2-3 vs. Oshawa, Nov. 19...Posted 1-2-3 at Mississauga, Nov. 22...Recorded 3-1-4 vs. Owen Sound, Nov. 27...Collected 2-2-4 at Windsor, Nov. 29... Named Pioneer Energy OHL Player of the Week for the week ending Nov. 29 after totaling 6-3-9 in three games with a plus-minus rating of plus-3...Notched 2-1-3 at Guelph, Dec. 6...Posted 2-2-4

at Sudbury, Dec. 11...Named Pioneer Energy OHL Player of the Week for the week ending Dec. 13 after leading the league with seven points in two games (3-4-7)...Also selected as CHL Player of the Week for the week ending Dec. 13...Had 3-1-4 at Sarnia, Jan. 21...Tallied 2-2-4 vs. Owen Sound, Feb. 5...Recorded a 10-game point streak (9-14-23) from Feb. 12-Mar. 4...Added 14-21-35 in 18 playoff games...Finished third on London and in the OHL in postseason points...Ranked second on the team with a plus-29 postseason rating...Scored five PPGs in the playoffs...Posted 3-1-4 vs. Kitchener, Apr. 8...Collected 2-3-5 at Erie, Apr. 20...Notched 1-4-5 vs. Niagara, May 7...Scored a first period goal in London's 1-0 Game 4 victory over Niagara to claim the 2016 OHL Championship, May 11...Helped the Knights win the 2016 Memorial Cup Championship in Red Deer, Alberta...Scored a tournament-leading seven goals...Totalled 7-5-12 in four Memorial Cup games...Named to 2016 MasterCard Memorial Cup All-Star Team...Selected as an OHL First Team All-Star...Was a finalist for the William Hanley Trophy for the league's most sportsmanlike player.

### 2014-15 HIGHLIGHTS

Registered 41-68-109, a plus-33 rating and 24 PIM in 66 games with London...Ranked 12th in the OHL in goals, sixth in assists and fifth in points...Scored 14 PPGs...Finished second on the Knights in points, goals and plus-minus...Notched 32 multi-point games including seven games with four or more points...Posted a 14-game point streak (11-19-30) from Oct. 24 - Nov. 30...Totalled 6-18-24 in 10 November games... Had a seven-game point streak (7-12-19) from Dec. 6-19...Recorded back-to-back six-point games (3-3-6) at Sarnia, Dec. 31 and 1-5-6 vs. Sarnia, Jan. 2)... Named Pioneer Energy OHL Player of the Week for the week ending Dec. 14 after posting 6-6-12 in three games... Also selected as the CHL's Player of the Week that week...Had a nine-game point streak (9-13-22) from Jan. 11-30...Collected 10-18-28 in 12 January contests...Named OHL Player of the Month for December after totaling 10-16-26 and a plus-12 rating in 10 games...Selected as the OHL Player of the Month for January after recording 10-18-28 in 12 contests...Totalled 5-8-13 in 10 postseason games with the Knights... Led the team in playoff assists and was second in points...Registered an eight-game playoff point streak (5-6-11) from Mar. 27 - Apr. 10... Signed a three-year entry-level contract with Arizona on Apr. 17... Skated in two regular season games with Portland (AHL), totaling 1-1-2 and four PIM...Made his AHL debut vs. Providence, Apr. 18...Scored his first professional goal, assist and multi-point game (1-1-2) at Worcester, Apr. 19...Skated in his Calder Cup playoff debut at Manchester, Apr. 23 ...Tallied an assist at Manchester, Apr. 25.

### 2013-14 HIGHLIGHTS

Collected 6-8-14 and a plus-eight rating in 33 games with London... Made his OHL debut vs. Plymouth, Sept. 20...Recorded his first career OHL point (assist) vs. Saginaw, Sept. 27 ...Scored his first OHL goal vs. Windsor, Oct. 4...Had a four-game point streak (3-3-6) from Oct. 4-11.

### 2012-13 HIGHLIGHTS

Skated in nine games with Chicago (USHL)...Registered 2-3-5 and two PIM with the Steel...Totalled 19-33-52 and four PIM in 31 games with Chicago Mission U18.

### INTERNATIONAL

**2017:** Scored a goal and skated in eight games with Team USA at the 2017 World Championships in Cologne, Germany and Paris, France  
**2016:** Won a bronze medal with the U.S. National Junior team in the IIHF World Junior Championship in Helsinki, Finland...Totalled 3-5-8 in seven games...Named the U.S. Player of the Game in the semifinal game vs. Russia.

### PERSONAL

Nickname is "Dvo"...Favorite player growing up was Jonathan Toews... Tiger Woods is his favorite current athlete...Other favorites include: The Chainsmokers (Band) and "Step Brothers" (movie)...Most memorable hockey moment was winning the Memorial Cup with the London Knights in 2016...Enjoys golf...Signed a six-year contract extension with the team on August 9, 2018...Took batting practice with the D-backs and hit two home runs on Sept. 3, 2019.

## PACK FACT

Tallied his 100th NHL point at Detroit, Dec. 22

## CAREER HIGHS

GAMES: 78 (2x)

Goals: 18 (19-20)

Assists: 22 (17-18)

Points: 38 (19-20)

## CAREER HIGHLIGHTS

## FIRSTS


MOST GOALS/GAME:  
2 – 7 times (last 11/27/19 vs. ANA)MOST SHOTS/GAME:  
7 – 2 times (last 12/31/19 vs. STL)LONGEST POINT STREAK:  
5 games – 11/27/19 – 12/5/19FIRST COYOTES GAME:  
10/15/16 vs. PHIFIRST NHL GAME:  
10/15/16 vs. PHIMOST ASSISTS/GAME:  
2 – 3 times (last 12/12/19 vs. CHI)LONGEST GOAL STREAK:  
2 games – 4 times (last 2/4/20 – 2/6/20)CAREER HAT TRICKS:  
NoneFIRST COYOTES GOAL:  
11/3/16 vs. NSHFIRST NHL GOAL:  
11/3/16 vs. NSHMOST POINTS/GAME:  
3 – 2/13/17 at CGYLONGEST ASSIST STREAK:  
4 games – 11/29/19 – 12/5/19MULTIPLE POINT GAMES:  
16 (last 12/12/19 vs. CHI)FIRST COYOTES ASSIST:  
10/15/16 vs. PHIFIRST NHL ASSIST:  
10/15/16 vs. PHIMOST PIM/GAME:  
4 – 2 times (last 3/22/18 at CAR)TOI/G:  
22:44 – 3/5/17 vs. CAR

## CAREER STATISTICS

## REGULAR SEASON

## PLAYOFFS

SEASON	TEAM	LEAGUE	GP	G	A	PTS	PP	SH	GW	+/-	PIM	GP	G	A	PTS	PIM
2012-13	Chicago	USHL	9	2	3	5	-	-	-	4	2	-	-	-	-	-
2013-14	London	OHL	33	6	8	14	1	1	2	8	0	-	-	-	-	-
2014-15	London	OHL	66	41	68	109	14	2	5	33	24	10	5	8	13	0
	Portland	AHL	2	1	1	2	0	0	0	2	4	5	0	1	1	0
2015-16	London	OHL	59	52	69	121	22	3	11	56	27	18	14	21	35	4
2016-17	Arizona	NHL	78	15	18	33	2	0	1	7	22	-	-	-	-	-
2017-18	Arizona	NHL	78	15	22	37	2	0	2	-19	22	-	-	-	-	-
2018-19	Tucson	AHL	2	0	0	0	0	0	0	0	0	-	-	-	-	-
	Arizona	NHL	20	2	5	7	1	0	1	-2	2	-	-	-	-	-
2019-20	Arizona	NHL	70	18	20	38	6	0	2	6	12	9	2	1	3	0
FRANCHISE & NHL TOTALS			246	50	65	115	11	0	6	-8	58	9	2	1	3	0



## Defense

6'2" | 190

Shoots: Left

Born: July 17, 1991

Karlskrona, Sweden

Age: 29

## Career vs. NHL

TEAM	GP	G	A	PTS	PIM
Anaheim	46	5	15	20	22
Arizona	0	0	0	0	0
Boston	16	2	4	6	10
Buffalo	16	3	6	9	12
Calgary	38	7	15	22	22
Carolina	15	0	4	4	6
Chicago	28	2	12	14	32
Colorado	29	6	9	15	18
Columbus	23	6	6	12	22
Dallas	30	3	6	9	20
Detroit	23	3	11	14	16
Edmonton	39	11	17	28	6
Florida	15	5	7	12	10
Los Angeles	45	8	11	19	16
Minnesota	29	2	9	11	18
Montréal	15	5	8	13	16
Nashville	30	5	11	16	26
New Jersey	16	4	2	6	10
NY Islanders	16	2	5	7	12
NY Rangers	15	2	7	9	6
Ottawa	16	5	5	10	14
Philadelphia	16	6	5	11	22
Pittsburgh	17	0	6	6	16
San Jose	42	8	8	16	26
St. Louis	30	4	8	12	10
Tampa Bay	16	1	5	6	8
Toronto	16	4	5	9	12
Vancouver	36	5	13	18	12
Vegas	12	1	3	4	8
Washington	15	2	5	7	4
Winnipeg	23	8	11	19	18
<b>Totals:</b>	<b>723</b>	<b>125</b>	<b>239</b>	<b>364</b>	<b>450</b>

# 23 OLIVER EKMAN-LARSSON

Drafted: Phoenix's 1st choice (1st round, 6th overall) in the 2009 Entry Draft

@OEL23

oel23

## 2019-20 HIGHLIGHTS

Totaled 9-21-30 in 66 regular season games with ARI...Second among team defensemen in points, assists and goals...Ranked second on the team in TOI/G (23:01) and first in shifts/game (27.8)...First among Coyotes blueliners in PP TOI/G (2:40)...Scored two PPGs and had seven PPPs...Collected 1-1-2 at NJD, Oct. 25...Scored the GWG to move into 10th place on the franchise's all-time points list at SJS, Dec. 17...Registered three assists at DET, Dec. 22...Had a three-game point streak (2-3-5), Dec. 17-22...Became the fifth player in franchise history to play in 700 games vs. ANA, Jan. 2...Collected 1-2-3 at FLA, Jan. 7...Totaled 1-1-2 vs. BUF, Feb. 29 and at VAN, Mar. 4...Recorded a three-game point streak (2-3-5), Feb. 29 - Mar. 6...**2020 Playoffs:** Registered 1-3-4 and was +3 in nine postseason games...Scored in Game 1 of QFR at NSH, Aug. 2...Had an assist in Game 3 vs. NSH, Aug. 5...Collected two assists in Game 4 vs. NSH, Aug. 7...It was his second career postseason multi-point game...First on ARI in TOI/G (22:38).

## 2018-19 HIGHLIGHTS

Totaled 14-30-44 and 52 PIM in 81 games during his first season as team captain...Named the fourth captain in Coyotes history on Sept. 13...Finished second on the team and first among defensemen in points...Scored five PPGs and two GWGs...Led ARI in TOI/G (23:38), Shifts/g (27.5) and TOI (1,914:47)...Tied for second among Coyotes with 19 power-play points...Collected three assists at WPG, Oct. 20...Posted 1-1-2 and earned his 300th NHL point at PHI, Nov. 8...Played in his 600th NHL game at NSH, Nov. 29...Tallied his 200th NHL assist vs. STL, Dec. 1...Scored and added an assist (1-1-2) at ANA, Dec. 29...Passed Keith Yandle for the most points by a defenseman in Coyotes history with an assist vs. VGK, Dec. 30...Passed Teppo Numminen (108 goals) for the most goals by a defenseman in franchise history at DAL, Feb. 4...Registered five-game point streak (2-5-7) from Feb. 21 - Mar. 2...Scored twice, including the game-tying goal with 51 seconds remaining in regulation at COL, Mar. 29...Became the second defenseman in franchise history (Dave Ellett: 1984-1990) and is one of four Swedish defenders (Victor Hedman, Nicklas Lidstrom, Borje Salming) to post six consecutive 10 goal seasons.

## 2017-18 HIGHLIGHTS

Recorded 14-28-42 in 82 games with ARI...Represented the Coyotes at the 2018 NHL All-Star Game in Tampa Bay...Led ARI defensemen and finished fourth on the team in points...Tied for the team lead with three GWGs and six PPGs...Ranked tied with the second-most PPGs among NHL defensemen...Led the Coyotes in TOI/G (23:41), PP TOI/G (3:03), Shifts/G (29.2) and TOI (1,941)...Skated in his 500th career NHL game at DAL, Oct. 17...Is the sixth defenseman in franchise history to skate in 500 games with the team...Passed Phil Housley for seventh place on the franchise's all-time points list by a defenseman by collecting two assists at OTT, Nov. 18...Passed Dave Ellett for second place on the franchise's all-time goals list by a defenseman and passed Teppo Numminen for the second-most points by a defenseman in ARI history with a 2nd period goal at NSH, Jan. 18...Tallied three assists vs. MTL, Feb. 15...Scored his 100th career NHL goal vs. CGY, Mar. 19...Became the 6th defenseman from Sweden to reach 100 career goals and just the 2nd defenseman and the 18th player in franchise history to score 100 goals with the team.

## 2016-17 HIGHLIGHTS

Registered 12-27-39 in 79 games as an alternate captain with Arizona...Scored a team-leading eight PPGs...Led ARI defensemen and ranked second on the team in scoring...First on the team in TOI/G (24:36), Shifts/G (29.5), TOI (1,944:37), PP TOI/G (3:41) and PP points (19)...Led Coyotes' defensemen in goals...His eight PPGs ranked tied for second among NHL blueliners...Moved to third in franchise history in goals by a defenseman...Scored in back-to-back games to start the season vs. PHI, Oct. 15 and at OTT, Oct. 18...Tied a career high with two goals at NJD, Oct. 25...Recorded a four-game point streak (3-2-5), Oct. 25 - Nov. 1...Earned an assist in three consecutive games (0-3-3), Dec. 1-5...Tallied 1-1-2 vs. EDM, Dec. 21...Tied a career best with three assists vs. WPG, Jan. 13...Posted a five-game point streak (0-6-6), Feb. 9-16...Had 1-1-2 at TBL, Mar. 21.

## 2015-16 HIGHLIGHTS

Led the team in scoring for the second consecutive season with 21-34-55 in 75 games...Named team MVP...Established career highs in assists (34), points (55), PPGs (12) and GWGs (8)...Set an NHL record for GWGs in a season by a defenseman when he scored his eighth GWG vs. DAL, Mar. 24...Became the second defenseman in franchise history to score 20-plus goals in consecutive seasons (P. Housley in 1990-91/1991-92)...Ranked seventh among NHL defensemen in points and tied for second in goals and PPGs...His 12 PPGs were tied for the team lead and tied as the second-highest single-season PPG total by a defenseman in

franchise history...Ranked second among League blueliners with 27 PP points...Led the Coyotes in TOI/G (24:46)...Was first in the NHL in PP TOI/G (5:10)...Skated in a League-high 388:12 of PP TOI...His 55 points were tied as the second-most in season by a defenseman in Coyotes history (since 1996-97)...Tallied eight multi-point games...Recorded 100th career assist vs. BOS, Oct. 17...Collected two assists at TOR, Oct. 26...Registered a seven-game point streak (3-4-7) from Nov. 7-19...Skated in a season-high 33:46 vs. NYR, Nov. 7...Scored two goals vs. LAK, Dec. 26...Tallied a career-high three assists vs. CHI, Dec. 29...Recorded a four-game point streak (3-4-7) from Jan. 7-14...Registered a career-high four points (1-3-4) vs. EDM, Jan. 12...Tied his career high with nine shots vs. VAN, Feb. 10...Collected 1-2-3 vs. CHI, Feb. 4...Posted 1-2-3 vs. CGY, Feb. 12...Tallied 1-2-3 vs. MTL, Feb. 15...Tallied 200th career point at WSH, Feb. 22...Played in 400th career game at TBL, Feb. 23...Scored a goal in consecutive games at FLA, Feb. 25 and at PHI, Feb. 27.

## 2014-15 HIGHLIGHTS

Led the team in scoring with 23-20-43 in 82 games on his way to being named team MVP...Only Coyote to play in all 82 games...Tied Phil Housley's franchise record for goals by a defenseman in a season...Led ARI and all NHL defensemen in goals, GWGs (7) and PPGs (10)...Matched the NHL record for GWGs in a season by a defenseman...Ranked tied for second in the NHL in OT goals (3)...Established an NHL record for most goals in a season by a Swedish-born defenseman...Led the team and ranked second among NHL defensemen in shots (264)...Led the team and ranked 10th among NHL defensemen in TOI/G (25:12)...Led the team in SH TOI (210:30), PP TOI (318:35) and Shifts/G (29.6)...Had six multi-point games...Collected 2-1-3 vs. SJS, Apr. 4...Posted 1-1-2 at BUF, Mar. 26...Collected two assists at DET, Mar. 24...Scored his 20th goal of the season vs. VAN, Mar. 22...Scored twice vs. COL, Mar. 19...Collected two assists at CHI, Feb. 9...Scored the GWG on the PP at CBJ, Feb. 3...Scored a SHG at TOR, Jan. 29...Recorded the GWG on the PP vs. WPG, Jan. 8...Scored the GWG on the PP vs. PHI, Dec. 29...Recorded a PPG at VAN, Dec. 22...Notched the GWG vs. EDM, Dec. 16...Collected 1-1-2 vs. MIN, Dec. 13...Scored a goal in back-to-back games at EDM, Dec. 1 and at CGY, Dec. 2...Recorded the GWG on the PP vs. FLA, Oct. 25...Had the GWG on the PP vs. LAK, Oct. 11.

## 2013-14 HIGHLIGHTS

Totaled 15-29-44 with eight PPGs and six GWGs in 80 games...Ranked fifth among NHL defensemen in goals and 14th in points...Ranked tied for first among NHL defensemen in GWGs and tied for third in PPGs...Led the team and ranked sixth among NHL defensemen in TOI/G (25:53)...Led the team in Shifts/G (29.4), ranked first in SH/TOI and was second in PP/TOI...Ranked third on the team in shots (199) and had six multi-point games...Posted 1-1-2 vs. EDM, Apr. 4...Scored a PPG at NYR, Mar. 24...Scored a PPG vs. BOS, Mar. 22...Recorded 1-1-2 and his 100th career point vs. MTL, Mar. 6...Had two assists at COL, Feb. 28...Scored two goals, including the GWG, vs. LAK, Jan. 28...Skated in a career-high 34:57 of ice time at VAN, Jan. 26...Recorded a point in four straight games (1-4-5) from Nov. 6-14...Recorded 1-2-3 vs. EDM, Oct. 26...Scored the GWG at PHI, Oct. 11.

## 2012-13 HIGHLIGHTS

Recorded 3-21-24 in 48 games to rank fifth on the team and second among defensemen in scoring...Had a plus-5 rating and 26 PIM...Led the team in assists (21), TOI/G (25:05) and Shifts/G (28.7)...Ranked fourth on the team in shots (101), fifth in takeaways (21) and sixth in hits (73)...Led the team in SH TOI/G (3:00) and PP TOI/G (3:40)...Had six multi-point games...Tallied two assists vs. COL, Apr. 6...Recorded two assists vs. ANA, Mar. 4...Skated in a season-high 30:16 at VAN, Feb. 26...Registered two assists and was plus-3 vs. CGY, Feb. 18...Collected two assists at DAL, Feb. 1...Scored two goals (2-1-3) with a plus-3 rating and matched a season-high with six shots vs. CBJ, Jan. 23.

## 2011-12 HIGHLIGHTS

Posted then career highs in goals (13), assists (19), points (32) and games (82)...One of six Coyotes to play in all 82 games...Ranked first on the team in Shifts/G (26.2) and second in TOI/G (22:06)...Finished second on the team in blocked shots (92) and third in hits (140)...Scored his 13th goal (GWG) vs. ANA, Mar. 31...Posted a three-game goal streak (3-2-5) from Mar. 12-15...Scored a PPG and had an assist in a 5-4 win at VAN, Mar. 14...Posted 1-1-2 and a plus-3 rating at NSH, Mar. 12...Blocked a career-high six shots vs. SJS, Feb. 4...Recorded 0-2-2 at CBJ, Jan. 13...Recorded 1-1-2 vs. NYI, Jan. 7...Recorded 1-1-2 vs. EDM, Dec. 15...Scored the GDG at CHI, Dec. 5...Notched 1-1-2 vs. ANA, Nov. 23...Recorded the first two-goal game of his career vs. WPG, Oct. 15...**2012 Playoffs:** Recorded 1-3-4 in 16 postseason games...Led the team in TOI/G (25:46) and was second in Shifts/G (32.2)...Played in all five games of the WCF against LAK...Appeared in all five games of the

WCSF against NSH...Had an assist in Game 1 vs. NSH, Apr. 27...Recorded 1-2-3 and played in all six games of the WCQF against CHI...Scored his first career postseason goal (GWG), while collecting his first multi-point game (1-1-2) in Game 6 at CHI, Apr. 23...Made his Stanley Cup Playoff debut in Game 1 of the WCQF vs. CHI, Apr. 12; skating in a postseason career high 31:14 of ice time.

#### 2010-11 HIGHLIGHTS

In his first professional season, appeared in 48 games with the Coyotes, recording 1-10-11...Also played in 15 games with San Antonio (AHL), collecting 3-7-10...Registered his first career NHL goal vs. SJS, Jan. 17...Posted a three-game point streak (1-2-3) from Jan. 13-17...Collected an assist vs. BUF, Jan. 8...Recorded an assist vs. MIN, Dec. 9; after being recalled from San Antonio earlier in the day...Recorded his first NHL point (assist) against CAR on Oct. 23...Skated in 23:47 in season-opening win against the Bruins...Made his NHL debut vs. BOS, Oct. 9.

#### 2009-10 HIGHLIGHTS

Played in 42 games for Leksand in Sweden's second-highest professional league, recording 9-18-27 and 98 PIM...Ranked second on the team and tied for seventh in the league in points by a defenseman...Led all players under the age of 19 in league scoring...Collected 2-4-6 in 10 playoff games.

#### 2008-09 HIGHLIGHTS

Played in 39 games for Leksand (Sweden-2), collecting 3-14-17 and 32 PIM...Led the league in plus/minus with a plus-44 rating...Led all players under the age of 18 in scoring for the season (no other 17-year-old had more than six points on the season)...Tallied 2-2-4 in eight playoff games.

#### 2007-08 HIGHLIGHTS

Played in 27 games for Tingsryd of the Swedish junior league (Sweden-3), recording 3-5-8 and 10 PIM...Helped Smaland win Sweden's national tournament, TV-Pucken...Recorded 4-3-7 in eight games and was named the tournament's best defenseman.

#### INTERNATIONAL CAREER

**2019:** Played in eight games as captain of Sweden at the IIHF World Championship in Slovakia... Totaled 3-5-8 and was plus-7 to lead Sweden's defensemen in scoring...**2018:** Won a gold medal with Sweden at the IIHF World Championship in Copenhagen, Denmark...It marked Sweden's second consecutive gold medal at the world championship...Skated in 31:11, took five shots on goal, set up the game-tying goal, and scored one of Sweden's two shootout goals in the gold medal game...**2017:** Won a gold medal with Sweden at the IIHF World Championship in Cologne, Germany and Paris, France...Scored two goals and posted 2-3-5 in eight games...**2016:** Skated in four games with Sweden at the World Cup of Hockey in Toronto...**2015:** Recorded 2-10-12 in eight games and was a plus-4 with Sweden at the IIHF World Championship in the Czech Republic...**2014:** Won a silver medal with Sweden at the Olympics in Sochi, Russia...Collected 0-3-3 in six games...**2011:** Won a silver medal at the IIHF World Championship in Slovakia...Recorded 1-3-4 and a plus-5 rating in seven games...Averaged 17:19 of ice time per game and took 24 shots...**2010:** Won a bronze medal at both the IIHF World Junior Championship in Saskatoon and Saskatchewan and IIHF World Championship in Germany...Registered 2-3-5 with 12 PIM and a plus-5 rating in six games at the WJC...Tied for the team lead in points by defensemen...Ranked tied for sixth in scoring among all defensemen in the tournament...Selected as one of Sweden's top three players for the tournament by opposing coaches...Collected 1-2-3 and a plus-3 rating in nine games in the IIHF World Championship...Recorded 20:02 TOI in the bronze medal game vs. Germany...**2009:** Represented Team Sweden at the IIHF U-18 World Championship in Fargo, North Dakota and Moorhead, Minnesota, collecting 2-6-8 in six games and helping Sweden to a fifth place finish.

#### PERSONAL

Favorite player growing up was Nicklas Lidstrom...Spends the summer in Sweden with family and friends...Enjoys playing tennis in his spare time...Favorite movie is "American Pie"...Other favorites include: Abba (band) and "Two and a Half Men" (TV show)... If he weren't a hockey player, he would like to coach hockey...His brother Kevin is a defenseman in Sweden and previously played for the Tucson Roadrunners (AHL)...Served as an alternate captain for the Coyotes from 2014-18... Selected as a finalist for the NHL's 2019 King Clancy Trophy, which is awarded "to the player who best exemplifies leadership qualities on and off the ice and has made a noteworthy humanitarian contribution in his community...Honored as the Gila River Hotels & Casinos Man of the Year Award for his dedication to the community following the 2017-18 and 2018-19 seasons...Signed an eight-year contract with the Coyotes on July 1, 2018.

## PACK FACT

Became the 5th player in franchise history to play in 700 games vs. ANA, Jan. 2, 2019

#### CAREER HIGHS

Games: 82 (3x)

Goals: 23 (14-15)

Assists: 34 (15-16)

Points: 55 (15-16)

#### CAREER HIGHLIGHTS

**MOST GOALS/GAME:**  
2 – 9 times (last 2/29/19 at COL)

**MOST SHOTS/GAME:**  
9 – 2 times (last 2/10/16 vs. VAN)

**LONGEST POINT STREAK:**  
7 games – 11/7/15-11/19/15

**MOST ASSISTS/GAME:**  
3 – 6 times (last 12/22/19 at DET)

**LONGEST GOAL STREAK:**  
3 games – 2 times (11/24/17 – 11/28/17)

**CAREER HAT TRICKS:**  
None

**MOST POINTS/GAME:**  
4 – 1/12/16 vs. EDM

**LONGEST ASSIST STREAK:**  
5 games – 2/9/17 – 2/16/17

**MULTIPLE POINT GAMES:**  
55 (last 3/4/20 at VAN)

**MOST PIM/GAME**  
14 – 3/26/16 vs. PHI

**TOI/G**  
34:57 – 1/26/14 at VAN

#### FIRSTS

**FIRST COYOTES GAME:**  
10/9/10 at BOS

**FIRST COYOTES GOAL:**  
1/17/11 vs. SJS

**FIRST COYOTES ASSIST:**  
10/23/10 vs. CAR

**FIRST NHL GAME:**  
10/9/10 at BOS

**FIRST NHL GOAL:**  
1/17/11 vs. SJS

**FIRST NHL ASSIST:**  
10/23/10 vs. CAR

#### CAREER STATISTICS

SEASON	TEAM	LEAGUE	GP	REGULAR SEASON								PLAYOFFS				
				G	A	PTS	PP	SH	GW	+/-	PIM	GP	G	A	PTS	PIM
2007-08	Tingsryd	Sweden-3	27	3	5	8	-	-	-	6	10	-	-	-	-	-
2008-09	Leksand	Sweden-2	39	3	14	17	-	-	-	44	32	8	2	2	4	6
2009-10	Leksand	Sweden-2	42	9	18	27	-	-	-	19	98	10	2	4	6	8
2010-11	Phoenix	NHL	48	1	10	11	0	0	0	3	24	-	-	-	-	-
	San Antonio	AHL	15	3	7	10	1	0	0	-3	16	-	-	-	-	-
2011-12	Phoenix	NHL	82	13	19	32	2	1	2	0	32	16	1	3	4	8
2012-13	Portland	AHL	20	7	14	21	3	0	2	5	28	-	-	-	-	-
	Phoenix	NHL	48	3	21	24	0	0	1	5	26	-	-	-	-	-
2013-14	Phoenix	NHL	80	15	29	44	8	0	6	-4	50	-	-	-	-	-
2014-15	Arizona	NHL	82	23	20	43	10	1	7	-18	40	-	-	-	-	-
2015-16	Arizona	NHL	75	21	34	55	12	0	8	-6	96	-	-	-	-	-
2016-17	Arizona	NHL	79	12	27	39	8	0	1	-25	48	-	-	-	-	-
2017-18	Arizona	NHL	82	14	28	42	6	0	3	-28	44	-	-	-	-	-
2018-19	Arizona	NHL	81	14	30	44	5	1	2	-16	52	-	-	-	-	-
2019-20	Arizona	NHL	66	9	21	30	2	1	1	-3	38	9	1	3	4	8
FRANCHISE & NHL TOTALS			723	125	239	364	53	4	31	-92	450	25	2	6	8	16





Right Wing

6'2" | 214

Shoots: Right

Born: April 15, 1997

Chicago, Illinois

Age: 23

## Career vs. NHL

TEAM	GP	G	A	PTS	PIM
Anaheim	13	2	4	6	8
Arizona	0	0	0	0	0
Boston	6	0	0	0	2
Buffalo	5	1	0	1	2
Calgary	11	1	0	1	0
Carolina	5	0	1	1	0
Chicago	9	2	2	4	2
Colorado	7	1	0	1	0
Columbus	6	4	1	5	2
Dallas	8	1	1	2	4
Detroit	4	0	1	1	0
Edmonton	10	2	1	3	0
Florida	5	2	0	2	2
Los Angeles	10	2	1	3	2
Minnesota	7	0	3	3	0
Montréal	6	1	1	2	2
Nashville	7	1	1	2	4
New Jersey	5	2	2	4	2
NY Islanders	6	0	1	1	4
NY Rangers	4	0	1	1	7
Ottawa	6	0	0	0	2
Philadelphia	6	0	1	1	0
Pittsburgh	6	0	1	1	2
San Jose	9	2	2	4	2
St. Louis	10	2	1	3	2
Tampa Bay	6	2	0	2	2
Toronto	6	1	1	2	0
Vancouver	7	1	0	1	0
Vegas	9	0	1	1	2
Washington	7	4	0	4	0
Winnipeg	7	1	0	1	2
<b>Totals:</b>	<b>213</b>	<b>35</b>	<b>28</b>	<b>63</b>	<b>57</b>

# 36 CHRISTIAN FISCHER

Drafted: Arizona's 3rd choice (2nd round, 32nd overall) in the 2015 Entry Draft

@Cfish61

christianfischer61

**2019-20 HIGHLIGHTS**

Recorded 6-3-9 and was +2 in 56 games with ARI this season...Finished third on the team with 140 hits...Skated in a season-high 15:12 vs. BOS, Oct. 5...Tallied seven shots at NYR, Oct. 22...Scored a goal at WSH, Nov. 11...Scored the GWG at LAK, Nov. 23...Scored vs. EDM, Nov. 24...Registered three-game point streak (2-1-3), Nov. 23 – 27...Scored a goal at CHI, Dec. 8...Skated in his 200th NHL game at ANA, Jan. 29...Scored a goal at DAL, Feb. 19...**2020 Playoffs:** Skated in all nine postseason games with the Coyotes...Made his NHL postseason debut in Game 1 of Qualifying Round Series vs. NSH, Aug. 2...Earned his first postseason assist/point in Game 2 against NSH, Aug. 4...Finished the postseason third on the team with 23 hits.

**2018-19 HIGHLIGHTS**

Collected 11-7-18 with 27 PIM in 71 games...Finished fourth among ARI forwards with 124 hits...Recorded his first NHL hat trick (3-0-3) at CBJ, Oct. 23...Posted a two-game goal streak (4-0-4), Oct. 20-23...Played in his 100th NHL game at PHI, Nov. 8...Totaled 1-1-2 vs. SJS, Jan. 16...Registered two assists vs. ANA, Mar. 14.

**2017-18 HIGHLIGHTS**

Registered 15-18-33 in 79 games with Arizona...Scored five PPGs and three GWGs...Ranked tied for third on the team in goals, tied for second in PPGs and tied for first in GWGs...Finished fourth on the team and third among forwards with 154 shots...His nine road goals were tied for second-most on the team...Scored in season opener at ANA, Oct. 5...Tallied first NHL assist at DET, Oct. 31...Recorded first NHL multi-point game (1-1-2) at MTL, Nov. 16...Had 1-1-2 vs. LAK, Nov. 24...Notched two assists vs. NJD, Dec. 2...Scored in back-to-back games vs. FLA, Dec. 19 and vs. WSH, Dec. 22...Posted 1-1-2 at STL, Jan. 20...Registered career-high three-game assist/point streak (0-4-4), Feb. 10-13...Scored goals in consecutive games at CGY, Apr. 3 and at VAN, Apr. 5.

**2016-17 HIGHLIGHTS**

Appeared in seven games with the Coyotes...Scored three goals including one GWG...Made NHL debut and scored first career goal vs. TBL, Jan. 21...Scored a goal vs. FLA, Jan. 23...Recorded first two-game goal streak of his career, Jan. 21-23...Became 11th player in Coyotes history to score in his NHL debut...Is also the first player in franchise history to score a goal in each of his first two career NHL games...He is the third player in Coyotes history to score three goals in his first four career NHL games...Netted a goal and tallied four shots at TBL, Mar. 21...Registered 20-27-47 in 57 games with Tucson (AHL)...Scored five PPGs and four GWGs...Led the Roadrunners in goals and was second on the team in points...Ranked eighth among AHL rookies in goals...Recorded a six-game point streak (2-4-6) from Oct. 28 – Nov. 18...Scored a hat trick at SA, Dec. 16...Posted a seven-game point streak (7-7-14), Dec. 9-28...Tallied 1-2-3 vs. TEX, Jan. 13...Had a goal and two assists vs. SJ, Feb. 24...Totaled 11 multi-point games with Tucson...Selected as a 2017 AHL All-Star.

**2015-16 HIGHLIGHTS**

Signed a three-year entry-level contract with Arizona on Aug. 20...Led Windsor (OHL) in scoring with 40-50-90 in 66 games, which were the most single season points in Windsor history since the 2010-11 season...Ranked 10th in goals and points and was tied for 12th in assists among OHL skaters...Recorded a season-long 12-game point streak (14-8-22) from Feb. 20 – Mar. 18...Scored a goal in four consecutive games (7-3-10) from Feb. 27 – Mar. 5...Totaled 25 multi-point games including four four-point games...Registered 12 multi-goal games...Collected 1-2-3 in five playoff games...Skated in six games with Springfield (AHL), notching 2-1-3...Scored his first AHL goal in two-goal performance vs. POR, Apr. 16.

**2014-15 HIGHLIGHTS**

Recorded 31-33-64 and 22 PIM in 66 games with USA U-18 (USHL)...Ranked fifth on the U.S. U-18 Team in points and third in goals...Set a USHL record for the fastest goal to start a game when he scored six seconds into the first period on Mar. 5 vs. Omaha.

**2013-14 HIGHLIGHTS**

Registered 19-23-42 and 25 PIM in 54 games with the USA U-17 team.

**INTERNATIONAL CAREER**

**2015:** Won gold with U.S. Men's National U-18 Team at the IIHF U-18 World Championship in Zug and Lucerne, Switzerland...Totaled 1-7-8 in seven games...Member of the second-place U.S. National Under-18 Team at the 2015 Under-18 Five Nations Tournament in Kravare and Poruba, Czech Republic...Tallied 2-1-3 in four games...**2014:** Member of the first-place U.S. National Under-18 Team at the Under-18 Four Nations Tournament in Sundsvall, Sweden...Recorded 1-1-2 in four games...Member of the U.S. National Under-17 Team that won the World Under-17 Hockey Challenge title in Sydney, Nova Scotia...Recorded 2-4-6 in six contests...**2013:** Member of the U.S. National Under-17 Team that captured the Under-17 Four Nations Tournament championship in Prievidza, Slovakia...Notched a goal and an assist in four games.

**PERSONAL**

Nickname is 'Fish'...Enjoys playing golf and Tiger Woods is his favorite current athlete...Patrick Kane was his favorite player growing up...Drake is his favorite music artist...The Blind Side is his favorite sports movie...Scoring his first NHL goal is his most memorable hockey moment...Took batting practice with the D-backs on Sept. 3, 2019...Recognized as the 2020 Shane Doan Good Guy Award winner by the Arizona Chapter of the PHWA for cooperation with the media

## PACK FACT

Skated in his 200th NHL game at ANA, Jan. 29, 2020

## CAREER HIGHS

Games: 79 (17-18)

Goals: 15 (17-18)

Assists: 18 (17-18)

Points: 33 (17-18)

## CAREER HIGHLIGHTS

## FIRSTS


MOST GOALS/GAME:  
3 – 10/23/18 at CBJMOST SHOTS/GAME:  
7 – 10/22/19 at NYRLONGEST POINT STREAK:  
3 games – 2 times (last 11/23/19 –  
11/27/19)FIRST COYOTES GAME:  
1/21/17 vs. TBLFIRST NHL GAME:  
1/21/17 vs. TBLMOST ASSISTS/GAME:  
2 – 4 times (last 3/14/19 vs. ANA)LONGEST GOAL STREAK:  
2 games – 5 times (last 11/23/19 –  
11/24/19)CAREER HAT TRICKS:  
1 - 10/23/18 at CBJFIRST COYOTES GOAL:  
1/21/17 vs. TBLFIRST NHL GOAL:  
1/21/17 vs. TBLMOST POINTS/GAME:  
3 – 10/23/18 at CBJLONGEST ASSIST STREAK:  
3 games – 2/10/18 – 2/13/18MULTIPLE POINT GAMES:  
9 (last 3/14/19 vs. ANA)FIRST COYOTES ASSIST:  
10/31/17 at DETFIRST NHL ASSIST:  
10/31/17 at DETMOST PIM/GAME:  
5 – 12/14/18 at NYRTOI/G:  
18:30 – 12/28/17 vs. TOR

## CAREER STATISTICS

## REGULAR SEASON

## PLAYOFFS

SEASON	TEAM	LEAGUE	GP	G	A	PTS	PP	SH	GW	+/-	PIM	GP	G	A	PTS	PIM
2013-14	U.S. National U-17 Team	USHL	54	19	23	42	-	-	-	-	25	-	-	-	-	-
2014-15	U.S. National U-18 Team	USHL	66	31	33	64	-	-	-	-	22	-	-	-	-	-
2015-16	Windsor	OHL	66	40	50	90	10	0	6	35	34	5	1	2	3	0
	Springfield	AHL	6	2	1	3	2	0	0	-6	0	-	-	-	-	-
2016-17	Tucson	AHL	57	20	27	47	5	1	4	-17	28	-	-	-	-	-
	Arizona	NHL	7	3	0	3	0	0	1	0	0	-	-	-	-	-
2017-18	Arizona	NHL	79	15	18	33	5	0	3	-17	14	-	-	-	-	-
2018-19	Arizona	NHL	71	11	7	18	0	0	0	-13	27	-	-	-	-	-
2019-20	Arizona	NHL	56	6	3	9	0	0	1	2	16	9	0	1	1	6
FRANCHISE & NHL TOTALS			213	35	28	63	5	0	5	-28	57	9	0	1	1	6



Right Wing

5'10" | 165

Shoots: Right

Born: March 11, 1996

Scituate, Massachusetts

Age: 24

## Career vs. NHL

TEAM	GP	G	A	PTS	PIM
Anaheim	6	0	2	2	2
Arizona	0	0	0	0	0
Boston	3	0	0	0	2
Buffalo	3	1	1	2	0
Calgary	6	1	1	2	2
Carolina	3	1	0	1	0
Chicago	3	2	0	2	0
Colorado	3	2	0	2	0
Columbus	3	1	0	1	0
Dallas	4	1	1	2	2
Detroit	2	0	0	0	0
Edmonton	8	3	3	6	4
Florida	4	0	0	0	0
Los Angeles	5	1	3	4	2
Minnesota	3	1	0	1	0
Montréal	4	1	0	1	0
Nashville	3	0	0	0	2
New Jersey	4	1	1	2	0
NY Islanders	3	2	0	2	0
NY Rangers	3	2	0	2	0
Ottawa	3	1	1	2	0
Philadelphia	2	1	0	1	0
Pittsburgh	3	1	1	2	4
San Jose	7	3	3	6	4
St. Louis	4	2	0	2	2
Tampa Bay	3	2	2	4	0
Toronto	4	0	1	1	0
Vancouver	5	1	0	1	2
Vegas	6	3	1	4	0
Washington	2	0	1	1	0
Winnipeg	3	1	0	1	4
<b>Totals:</b>	<b>115</b>	<b>35</b>	<b>22</b>	<b>57</b>	<b>32</b>

# 83 CONOR GARLAND

Drafted: Arizona's 8th choice (5th round, 123rd overall) in the 2015 Entry Draft

@conorgarland2

Conor.garland8

**2019-20 HIGHLIGHTS**

Registered 22-17-39 in 68 games...Led ARI in goals...Scored a team-leading five GWGs and 15 goals at home...Set NHL career highs in games, goals, assists, points, GWGs, PIM (20) and shots (158)...Collected eight multi-point games...Scored twice vs. VGK, Oct. 10...Scored six goals in nine games from Oct. 10-28...Collected 1-1-2 vs. OTT, Oct. 19...Tallied 1-1-2 at BUF, Oct. 28...Posted 1-1-2 vs. LAK, Nov. 18...Scored a goal and the GDG at CHI, Dec. 8...Registered a four-game point streak (2-3-5), Dec. 28-Jan. 2...Collected 1-2-3 vs. SJS, Jan. 14...Scored a goal in his 100th career NHL game vs. CHI, Feb. 1...Had a four-game point streak (3-1-4), Jan. 30-Feb. 6...Recorded a career-high 2-2-4 vs. TBL, Feb. 22...**2020 Playoffs:** Registered 1-1-2 in eight postseason games...Made his NHL postseason debut in Game 1 of QFR at NSH, Aug. 2...Scored his first career NHL playoff goal in Game 3 vs. NSH, Aug. 5...Tallied an assist in Game 4 of WCQF vs. COL, Aug. 15.

**2018-19 HIGHLIGHTS**

Registered 13-5-18 and 12 PIM in 47 games as a rookie with Arizona...Scored four PPGs and two GWGs...Finished tied with the third-most PPGs on the team...His eight road goals ranked tied for second among Coyotes...Made his NHL debut vs. SJS, Dec. 8...Scored his first NHL goal vs. COL, Dec. 22...Recorded a four-game point streak (2-2-4), Dec. 22-29...Posted a four-game goal streak (6-0-6), Jan. 4-12...Scored goals in back-to-back games (2-0-2), Jan. 23 and Feb. 2...Skated in a season-high 16:46 vs. CBJ, Feb. 7...Collected 12-13-25, 22 PIM, a +11 rating and five GWGs in 21 appearances with Tucson (AHL)...Selected as a 2019 AHL All-Star.

**2017-18 HIGHLIGHTS**

Played in 55 games with Tucson, recording 8-19-27 and 40 PIM...Scored four PPGs and five GWGs...Finished eighth among Roadrunners in points...Added a goal and four assists in nine playoff games.

**2016-17 HIGHLIGHTS**

Collected 5-9-14 and 37 PIM in 55 games with the Roadrunners...Tallied first AHL point (assist) vs. STK, Oct. 28...Scored first professional goal at SD, Nov. 30...Collected 3-3-6 in his final nine games of the season...Totalled 1-1-2, at STK, Apr. 15.

**2015-16 HIGHLIGHTS**

Skated in 62 games with Moncton (QMJHL), registering a league-leading 39-89-128...Set a career high in goals...Named to the QMJHL First All-Star Team...Won the Jean Beliveau Trophy (QMJHL Most Points) for the second consecutive season...Recorded at least one point in 58 of 62 games...Started the season on a 28-game point streak (19-50-69), which was a Moncton franchise record...Had the seventh highest total in League history with 17 consecutive games with at least one assist...Totalled 40 multi-point games and 11 multi-goal games...Recorded two hat tricks...Had a season-high 3-2-5 at Victoriaville on Nov. 27...Registered 16 points (8-8-16) during a four-game stretch from Nov. 27-Dec. 4...Totalled 9-21-30 in 12 December games...Registered 5-10-15 in 17 playoff games...Signed a three-year entry-level contract with Arizona on Dec. 23.

**2014-15 HIGHLIGHTS**

Recorded 35-94-129 with 66 PIM in 67 games with Moncton, which led the League...Set career-highs in assists and points...Named to the QMJHL First All-Star Team...Won the Jean Beliveau Trophy (QMJHL Most Points)...Earned the QMJHL Michel Briere Trophy (Most Valuable Player)...Had a 14-game point streak (7-28-35) from Jan. 25-Feb. 28...Earned a point in 20 of final 21 games (13-40-53)...Registered three consecutive four-point games from Mar. 8-14...Scored a season-high 3-3-6 on Nov. 14 vs. Victoriaville...Totalled 38 multi-point games and 10 multi-goal games...Totalled 3-22-25 with 17 PIM in 16 playoff games...Led the League in playoff assists...Tallied a career-high six assists on Apr. 17 vs. Halifax, which was a Moncton franchise record for assists in a playoff game.

**2013-14 HIGHLIGHTS**

Collected 24-30-54 with 39 PIM in 51 games with Moncton...Totalled 15 multi-point games and five multi-goal games...Scored three points or more in seven games...Had a career-high 1-4-5 on Nov. 7 vs. Saint John...Notched 2-3-5 with two PIM in six playoff games.

**2012-13 HIGHLIGHTS**

Totalled 6-11-17 with 16 PIM in 26 games with Moncton...Scored his first goal in his first game on Dec. 7 at Victoriaville...Began his career with a six-game point streak (2-8-10)...Scored a hat trick and had a season high 3-1-4 on Feb. 26 vs. Cape Breton.

**PERSONAL**

Nicknames are "G" and "Garls"...Is a huge fan of the New England Patriots...Favorite athlete is Tom Brady...Jaws is his favorite movie...Elton John and the Rolling Stones are his favorite music artists...Playing in his first NHL game in Boston is his favorite hockey memory...Enjoys fishing.

## PACK FACT


Led the team in goals (22), GWGs (5) and home goals (15) last season

CAREER HIGHS				
Games: 68 (19-20)		Goals: 22 (19-20)		Assists: 17 (19-20)
Points: 39 (19-20)				
CAREER HIGHLIGHTS			FIRSTS	
MOST GOALS/GAME: 2 – 4 times (last 2/22/20 vs. TBL)	MOST SHOTS/GAME: 7 – 3 times (last 4/4/19 at VGK)	LONGEST POINT STREAK: 4 games – 4 times (last 1/30/20 – 2/6/20)	FIRST COYOTES GAME: 12/8/18 vs. SJS	FIRST NHL GAME: 12/8/18 vs. SJS
MOST ASSISTS/GAME: 2 – 3 times (last 2/22/20 vs. TBL)	LONGEST GOAL STREAK: 4 games – 1/4/19 – 1/12/19	CAREER HAT TRICKS: None	FIRST COYOTES GOAL: 12/22/18 vs. COL	FIRST NHL GOAL: 12/22/18 vs. COL
MOST POINTS/GAME: 4 – 2/22/20 vs. TBL	LONGEST ASSIST STREAK: 2 games – 2 times (last 12/28/19 – 12/29/19)	MULTIPLE POINT GAMES: 10 – (last 2/22/20 vs. TBL)	FIRST COYOTES ASSIST: 12/27/18 at LAK	FIRST NHL ASSIST: 12/27/18 at LAK
MOST PIM/GAME: 4 – 2 times (last 10/15/19 at WPG)		TOI/G: 18:59 – 1/16/20 @ VAN		

## CAREER STATISTICS

SEASON	TEAM	LEAGUE	GP	REGULAR SEASON								PLAYOFFS				
				G	A	PTS	PP	SH	GW	+/-	PIM	GP	G	A	PTS	PIM
2012-13	Moncton	QMJHL	26	6	11	17	2	-	-	-6	16	5	0	0	0	0
2013-14	Moncton	QMJHL	51	24	30	54	10	-	1	-11	39	6	2	3	5	2
2014-15	Moncton	QMJHL	67	35	94	129	5	2	8	21	66	16	3	22	25	17
2015-16	Moncton	QMJHL	62	39	89	128	13	1	6	26	97	17	5	10	15	18
2016-17	Tucson	AHL	55	5	9	14	0	0	0	-13	37	-	-	-	-	-
2017-18	Tucson	AHL	55	8	19	27	4	0	5	8	40	9	1	4	5	6
2018-19	Tucson	AHL	21	12	13	25	3	0	5	11	22	-	-	-	-	-
	Arizona	NHL	47	13	5	18	4	0	2	1	12	-	-	-	-	-
2019-20	Arizona	NHL	68	22	17	39	4	0	5	1	20	8	1	1	2	0
FRANCHISE & NHL TOTALS			115	35	22	57	8	0	7	2	32	8	1	1	20	0





## Defense

5'11" | 185

Shoots: Left

Born: July 30, 1985

Grand Rapids, Minnesota

Age: 35

## Career vs. NHL

TEAM	GP	G	A	PTS	PIM
Anaheim	43	6	15	21	22
Arizona	24	0	2	2	6
Boston	25	1	7	8	10
Buffalo	26	7	13	20	8
Calgary	35	0	10	10	12
Carolina	23	5	11	16	6
Chicago	36	2	16	18	12
Colorado	32	3	13	16	4
Columbus	24	4	7	11	4
Dallas	13	1	3	4	2
Detroit	23	1	8	9	14
Edmonton	31	0	10	10	10
Florida	21	1	7	8	4
Los Angeles	40	4	19	23	14
Minnesota	39	5	15	20	14
Montréal	23	4	11	15	14
Nashville	36	5	21	26	14
New Jersey	30	4	8	12	12
NY Islanders	28	2	12	14	4
NY Rangers	25	2	13	15	10
Ottawa	22	2	11	13	6
Philadelphia	30	5	11	16	6
Pittsburgh	15	0	5	5	4
San Jose	39	3	9	12	14
St. Louis	37	5	13	18	8
Tampa Bay	22	3	14	17	10
Toronto	23	0	11	11	10
Vancouver	33	3	10	13	14
Vegas	12	0	1	1	4
Washington	23	1	9	10	6
Winnipeg	35	1	12	13	16
<b>Totals:</b>	<b>868</b>	<b>80</b>	<b>327</b>	<b>407</b>	<b>294</b>

# 33 ALEX GOLIGOSKI

Drafted: Pittsburgh's 3rd choice (2nd round, 61st overall) in the 2004 Entry Draft  
 Acquired: From Dallas in exchange for a fifth-round draft choice in the 2016 Entry Draft on June 16, 2016 and then signed to a five-year contract on June 22, 2016

@gollygoose33

**2019-20 HIGHLIGHTS**

Totaled 4-28-32 in 70 games with the Coyotes...Led ARI in plus-minus (+8), TOI/G (23:03) and blocked shots (134)...Finished second on the team in assists...First among team defensemen in assists, points and home scoring (3-19-22)...One of seven Coyotes to play in all 70 regular season games...Skated in his 800th career NHL game vs. BOS, Oct. 5...Earned his 300th career NHL assist at COL, Oct. 12...Recorded a three-game point streak (1-4-5), Oct. 17-22...Totaled 1-7-8 in October...Had a three-game assist/point streak (0-3-3), Oct. 28-Nov. 2...Tallied three assists and blocked four shots vs. EDM, Nov. 24...Registered his 20th assist for his 11th consecutive season of 20-plus assists vs. STL, Dec. 31...Recorded his 400th career NHL point (assist) vs. PIT, Jan. 12...Had 1-1-2 vs. CAR, Feb. 6...Collected two assists vs. TBL, Feb. 22...**2020 Playoffs:** Played in all nine Stanley Cup Playoff games for the Coyotes...Finished second on the team in TOI/G (21:50) and SH TOI/G (3:23).

**2018-19 HIGHLIGHTS**

Collected 3-24-27 in 76 games...His 24 assists were third-most on the team and second most by a defenseman...Finished second among team defensemen in points...Finished second on the team in TOI/G (20:49), third in TOI (1,582:05) and third among ARI defensemen in PP TOI/G (1:51)...Ranked second among Coyotes with 154 blocked shots...Registered 20+ assists for the tenth consecutive season...Totaled five multi-point games...Registered a five-game point streak (1-6-7), Oct. 25 - Nov. 2...Recorded three assists vs. CAR, Nov. 2...Posted 1-1-2 vs. DAL, Feb. 9.

**2017-18 HIGHLIGHTS**

Recorded 12-23-35 in 78 games...His 12 goals marked the second-highest single-season goal total of his career...Finished second among ARI defensemen in goals, assists, points, power-play points (11) and shots (119)...Led ARI with 154 blocked shots...Tied for the team lead with three GWGs...Ranked second on the team in TOI/G (23:17), TOI (1,815) and Shifts/G (28.5)...Totaled six multi-point games...Tallied three assists in season-opener at ANA, Oct. 5...Posted three-game point streak (1-3-4), Oct. 26-30...Had 1-1-2 at PHI, Oct. 30...Notched four-game point streak (1-3-4), Nov. 11-18...Recorded a four-game point streak (1-3-4), Dec. 27 - Jan. 4...Skated in his 700th career NHL game at SJS, Feb. 13...Registered five-game point streak (3-4-7), Feb. 6-13...Scored twice at CAR, Mar. 22.

**2016-17 HIGHLIGHTS**

Registered 6-30-36 and 28 PIM in 82 games with the Coyotes...Only ARI player to skate in all 82 games...Finished fourth on the team in scoring...Led ARI defensemen and was second on the team in assists...Led the team in SH TOI/G (2:27) and SH TOI (202:02)...Ranked second among ARI defensemen in TOI/G (23:19), TOI (1,913) and Shifts/G (28.7)...First on the team with 143 blocked shots...Tallied an assist in team debut vs. PHI, Oct. 15...Notched two assists at OTT, Oct. 18...Posted 1-1-2 vs. NSH, Dec. 10...Skated in 600th NHL game at VAN, Jan. 4...Had a three-game point streak (1-3-4), Feb. 2-9...Earned two assists at LAK, Feb. 16...Recorded three-game assist streak (0-3-3), Feb. 23-26...Collected his 300th NHL point at CHI, Feb. 23...Scored in back-to-back games (2-0-2), Mar. 2-3...Scored and added an assist vs. DET, Mar. 16...Registered a four-game point streak (1-3-4), Mar. 27 - Apr. 2.

**2015-16 HIGHLIGHTS**

Skated in all 82 games with the Stars, recording 5-32-37...Finished second among team defensemen in points and assists...His plus-21 rating ranked second on DAL and tied for 17th in the NHL...Finished second on the team in TOI/G (23:50)...Played in his 500th NHL game at WSH, Nov. 19...Tallied his 200th career assist vs. MTL, Dec. 19...Had six multi-point games...Collected three assists at VAN, Dec. 3...Recorded a four-game assist streak (0-5-5) from Feb. 29 - Mar. 6...Had two assists and was plus-five vs. NSH, Mar. 29...**2016 Playoffs:** Skated in 13 Stanley Cup Playoff games with DAL, registering 4-3-7...Finished first among Stars defensemen and fourth on the team in postseason scoring...Earned a point in four straight games (3-1-4) from Apr. 22 - May 1.

**2014-15 HIGHLIGHTS**

Finished third among DAL defensemen with 36 points (4-32-36) in 81 games...Led Stars blueliners and ranked fourth on the team in assists...Became one of just four NHL defensemen to record at least 20 assists in each of their previous six seasons...He was also one of eight blueliners to register six consecutive 25-point seasons...Led the Stars with 157 blocked shots and ranked fourth with 100 hits...Led the team in TOI/G (23:48) for the fifth straight season...Tallied 11 multi-point games...Skated in his 400th career NHL game vs. CHI, Oct. 9...Had two assists at PIT, Oct. 16 and at NYI, Oct. 25...Posted 1-1-2 vs. TBL, Feb. 5...Notched two assists and was plus-three at CHI, Jan. 18.

**2013-14 HIGHLIGHTS**

Led DAL defensemen with 42 points (6-36-42) in 81 games...Finished tied for 21st among NHL defensemen in points...Also ranked third on the Stars in points and assists...Established a career high for assists in a season, which were tied for ninth in the NHL among defensemen...Led the Stars in TOI/G (24:18)...Ranked tied for third on the team and first among defensemen in power-play points (3-12-15)...His 22 home assists ranked third on DAL...Blocked a team-leading 154 shots...Finished first among Stars defensemen with 141 shots...Tallied three assists and was plus-four at CGY, Nov. 14...Registered two assists and a plus-four rating vs. PHI, Dec. 7...Skated in a season-high 31:58 and notched an assist at SJS, Dec. 21...Had two assists vs. NSH, Dec. 27...Posted two assists with a plus-three rating vs. TOR, Jan. 23...Recorded a four-game assist streak (0-7-7), Jan. 21-27...Had a five-game point streak (3-3-6), Mar. 3-11...Tied a career high with four points and set a new career high for assists in a game (0-4-4) and had a plus-five rating vs. NSH, Mar. 28...**2014 Playoffs:** Appeared in six games against ANA in the WCQF...Recorded 1-3-4 and a team-best plus-seven rating.

**2012-13 HIGHLIGHTS**

Led Stars defensemen in points (3-24-27 in 47 games) for the second consecutive season...Also led DAL blueliners in shots (80)...Led the team and ranked tied for fifth among NHL defensemen with 24 assists...Tied for the team lead with a plus-four rating...Averaged a team-leading 22:23 TOI/G...Notched five multi-point games...Earned his 100th NHL assist vs. STL, Jan. 26...Skated in his 300th NHL game at LAK, Mar. 21...Collected two assists and his 200th career point vs. LAK, Mar. 31...Scored a goal and added an assist at LAK, Apr. 21.

**2011-12 HIGHLIGHTS**

Appeared in 71 games in his first full season with the Stars...Recorded 9-21-30 and two PPGs...Led DAL defensemen in goals, assists (tied) and points...Lead the team in TOI/G (22:46)...Ranked sixth on the team in shots (140) and fifth in blocked shots (93)...Notched five multi-point games...Scored a goal and added an assist vs. COL, Nov. 4...Posted 1-1-2 at LAK, Jan. 12...Skated in a season-high 30:09 vs. SJS, Mar. 8.

**2010-11 HIGHLIGHTS**

Totaled 14-32-46 in 83 games with PIT and DAL...Established career highs in games played, points, goals and PPGs (7)...Started the season with PIT, recording 9-22-31 and a plus-20 rating in 60 contests with the Penguins...Acquired by DAL from PIT in exchange for forward James Neal and defenseman Matt Niskanen on Feb. 21, 2011...Collected 5-10-15 in 23 games for the Stars...Scored a career-high four GWGs...Started the season with a seven-game point streak (3-4-7) from Oct. 7-18...Netted his first career GWG vs. NYI, Oct. 15...Recorded a season-best plus-four rating and the GWG vs. BUF, Dec. 11...Set a career high with four points (1-3-4) vs. TBL, Jan. 5...Scored twice and added an assist at MTL, Jan. 12...Made his Stars debut against NJD, Feb. 22...Tallied his first point with DAL (assist) at DET, Feb. 24...Scored a goal for his 100th career NHL point vs. ANA, Mar. 23...Skated in his 200th career NHL contest and had 1-1-2 at MIN, Apr. 10.

**2009-10 HIGHLIGHTS**

Registered 8-29-37 in 69 games in his first full season with PIT...Finished second among Penguins' defensemen in goals, assists, points and PPGs (2)...Ranked third among PIT blueliners in TOI/G (21:33) and shots (98)...Collected six multi-assist games...Recorded a career-long seven-game point streak (4-4-8), Oct. 14 – 30...Had a three-game goal streak (3-0-3), Oct. 24–30...Skated in a season-high 28:25 at BOS, Nov. 10...Scored a goal and played in his 100th career NHL game at NYR, Mar. 4...**2010 Playoffs:** Totaled nine points (2-7-9) in 13 Stanley Cup Playoff games with PIT...Tied for first among team defensemen with a plus-four rating...Scored a goal in Game 1 of ECQF vs. OTT...Scored his first career playoff PPG and added an assist in Game 1 of ECSF vs. MTL.

**2008-09 HIGHLIGHTS**

Appeared in 45 games with PIT, recording 6-14-20...Posted a plus-five rating...Scored four PPGs and eight power-play points...Scored his first career goal/PPG vs. OTT, Oct. 5...Notched his first career multi-point game (1-1-2) vs. BUF, Nov. 15...Posted a four-game point streak (1-3-4) from Nov. 1-11...Registered the first multi-goal game of his career (2-1-3) at BUF, Dec. 22...Also appeared in 26 games with Wilkes-Barre/Scranton, recording 2-16-18...**2009 Playoffs:** Won the 2009 Stanley Cup with the Penguins...Appeared in two games and notched an assist...Made his Stanley Cup Playoffs debut in Game 5 of the ECSF at WSH, May 9...Registered his first career postseason point (assist) in Game 6 of ECSF vs. WSH, May 11...Also tallied a goal and five assists in nine Calder Cup Playoff contests with Wilkes-Barre/Scranton.

**2007-08 HIGHLIGHTS**

Skated in three games with PIT, recording two assists...Made his NHL debut vs. BOS, Feb. 13...Registered his first NHL point (assist) at OTT, Mar. 1...Totaled 10-28-38 in 70 games with Wilkes-Barre/Scranton...Tied for second on the team with a plus-15 rating...Also ranked tied for third in assists...Led team defensemen in points.

**INTERNATIONAL**

**2012:** Represented Team USA at the 2012 IIHF World Championship in Finland and Sweden...Posted 1-4-5 in eight games...**2005:** Skated in seven games with Team USA at the 2005 World Junior Championship in North Dakota and Minnesota, recording one point (0-1-1).

**PERSONAL**

Nickname is "Goose"...Favorite player growing up was Nick Lindstrom...Favorite artist is Chris Stapleton..."Shawshank Redemption" is his favorite movie...Enjoys golf and baseball...He and his wife, Amanda, have a son, Roman, and daughter, Mila...He and his family have an English bulldog named Sully.

**PACK FACT**

**Finished first among ARI defensemen in assists (28), points (32) and home points (22) in 2019-20**

**CAREER HIGHS****Games: 83 (10-11)****Goals: 14 (10-11)****Assists: 36 (13-14)****Points: 46 (10-11)****CAREER HIGHLIGHTS****FIRSTS**

**MOST GOALS/GAME:**  
2 – 3 times (last: 3/22/18 at CAR)&  
**MOST ASSISTS/GAME:**  
4 – 3/28/14 vs. NSH#  
**MOST POINTS/GAME:**  
4 – 2 times (last: 3/28/14 vs. NSH)#  
**MOST PIM/GAME:**  
4 – 13 times (last 11/14/19 at MIN)&

**MOST SHOTS/GAME:**  
9 – 3/29/11 at PHX#  
**LONGEST GOAL STREAK:**  
3 games – 4 times (last 2/10/18 – 2/13/18)&  
**LONGEST ASSIST STREAK:**  
4 games – 2 times (last: 2/29/16 – 3/6/16)#

**LONGEST POINT STREAK:**  
8 games – 4/11/10 – 10/18/10\*  
**CAREER HAT TRICKS:**  
None  
**MULTIPLE POINT GAMES:**  
72 – last 2/22/20 vs. TBL&  
**TOI/G:**  
32:07 – 3/19/11 vs. PHI#


**FIRST COYOTES GAME:**  
10/15/16 vs. PHI  
**FIRST COYOTES GOAL:**  
12/10/16 vs. NSH  
**FIRST COYOTES ASSIST:**  
10/15/16 vs. PHI

**FIRST NHL GAME:**  
2/13/08 vs. BOS\*  
**FIRST NHL GOAL:**  
10/5/08 vs. OTT\*  
**FIRST NHL ASSIST:**  
3/1/08 at OTT\*

\*w/ PIT, #w/DAL, &amp;w/ARI

**CAREER STATISTICS**

SEASON	TEAM	LEAGUE	GP	REGULAR SEASON								PLAYOFFS				
				G	A	PTS	PP	SH	GW	+/-	PIM	GP	G	A	PTS	PIM
2003-04	Sioux Falls	USHL	10	0	2	2	-	-	-	-5	6	-	-	-	-	-
2004-05	Minnesota	NCAA	33	5	15	20	3	-	-	-	44	-	-	-	-	-
2005-06	Minnesota	NCAA	41	11	28	39	4	-	1	23	63	-	-	-	-	-
2006-07	Minnesota	NCAA	44	9	30	39	-	-	3	27	51	-	-	-	-	-
2007-08	Pittsburgh	NHL	3	0	2	2	0	0	0	2	2	-	-	-	-	-
	Wilkes-Barre	AHL	70	10	28	38	7	0	4	15	53	23	4	24	28	18
2008-09	Pittsburgh	NHL	45	6	14	20	4	0	0	5	16	2	0	1	1	0
	Wilkes-Barre	AHL	26	2	16	18	1	0	0	-1	16	9	1	5	6	10
2009-10	Pittsburgh	NHL	69	8	29	37	2	0	0	7	22	13	2	7	9	2
2010-11	Pittsburgh	NHL	60	9	22	31	4	0	4	20	28	-	-	-	-	-
	Dallas	NHL	23	5	10	15	3	0	0	0	12	-	-	-	-	-
2011-12	Dallas	NHL	71	9	21	30	2	0	1	0	16	-	-	-	-	-
2012-13	Dallas	NHL	47	3	24	27	0	0	0	4	18	-	-	-	-	-
2013-14	Dallas	NHL	81	6	36	42	3	0	0	9	28	6	1	3	4	8
2014-15	Dallas	NHL	81	4	32	36	0	0	0	0	24	-	-	-	-	-
2015-16	Dallas	NHL	82	5	32	37	1	0	1	21	34	13	4	3	7	6
2016-17	Arizona	NHL	82	6	30	36	1	1	0	-9	28	-	-	-	-	-
2017-18	Arizona	NHL	78	12	23	35	3	0	3	-31	26	-	-	-	-	-
2018-19	Arizona	NHL	76	3	24	27	1	0	0	-7	16	-	-	-	-	-
2019-20	Arizona	NHL	70	4	28	32	2	0	0	8	24	9	0	0	0	2
<b>FRANCHISE TOTALS</b>			<b>306</b>	<b>25</b>	<b>105</b>	<b>130</b>	<b>7</b>	<b>1</b>	<b>3</b>	<b>-39</b>	<b>94</b>	<b>9</b>	<b>0</b>	<b>0</b>	<b>0</b>	<b>2</b>
<b>NHL TOTALS</b>			<b>868</b>	<b>80</b>	<b>327</b>	<b>407</b>	<b>26</b>	<b>1</b>	<b>9</b>	<b>29</b>	<b>294</b>	<b>43</b>	<b>7</b>	<b>14</b>	<b>21</b>	<b>18</b>



## Defense

5'10" | 190

Shoots: Right

Born: May 9, 1995

Maple Grove, Minnesota

Age: 25

### Career vs. NHL

TEAM	GP	G	A	PTS	PIM
Anaheim	0	0	0	0	0
Arizona	0	0	0	0	0
Boston	0	0	0	0	0
Buffalo	0	0	0	0	0
Calgary	0	0	0	0	0
Carolina	0	0	0	0	0
Chicago	0	0	0	0	0
Colorado	0	0	0	0	0
Columbus	0	0	0	0	0
Dallas	0	0	0	0	0
Detroit	1	0	1	1	0
Edmonton	0	0	0	0	0
Florida	0	0	0	0	0
Los Angeles	0	0	0	0	0
Minnesota	0	0	0	0	0
Montréal	0	0	0	0	0
Nashville	1	0	0	0	0
New Jersey	0	0	0	0	0
NY Islanders	0	0	0	0	0
NY Rangers	0	0	0	0	0
Ottawa	0	0	0	0	0
Philadelphia	0	0	0	0	0
Pittsburgh	0	0	0	0	0
San Jose	0	0	0	0	0
St. Louis	0	0	0	0	0
Tampa Bay	0	0	0	0	0
Toronto	0	0	0	0	0
Vancouver	0	0	0	0	0
Vegas	0	0	0	0	0
Washington	0	0	0	0	0
Winnipeg	0	0	0	0	0
<b>Totals:</b>	<b>2</b>	<b>0</b>	<b>1</b>	<b>1</b>	<b>0</b>

# 79 JORDAN GROSS

Drafted: Not drafted

Acquired: Re-signed to a one-year contract, October 10, 2020

jordangross3

### 2019-20 HIGHLIGHTS

Played in two games with the Coyotes...Made his NHL debut and earned his first NHL assist/point at DET, Dec. 22...Also recorded two shots at NSH, Dec. 23...Registered 10-17-27 in 56 games with Tucson (AHL)...Set AHL career highs in goals, points, plus-minus (+9), PPGs (2), GWGs (2) and shots (159)...Tied for the team lead in goals and was second in points among Roadrunners defensemen...Also ranked tied with the second-best plus-minus among team blueliners...Led the team with 159 shots...Tallied six multi-point contests.

### 2018-19 HIGHLIGHTS

Registered 5-20-25 and 28 PIM in 61 games with Tucson...Finished third among Roadrunners defensemen in scoring...Scored his first AHL goal at SD, Oct. 27...Scored two goals at SJ, Dec. 22...Collected five multi-point games.

### 2017-18 HIGHLIGHTS

Recorded two assists in his AHL debut vs. SD, Apr. 14...Registered 10-20-30 and 26 PIM in 40 games as a senior and alternate captain with Notre Dame (NCAA)...Led all team defensemen in points...Named the William Donald Nyrop Defensive Player of the Year...Chosen as NCAA East Regional Most Outstanding Player on Mar. 24...Named a Big Ten Defensive Player of the Year Finalist and First Team All-Big Ten...Selected to the Big Ten Tournament All-Tournament Team...Opened the season with a three-assist game against Alabama Huntsville on Oct. 6...Named the Big Ten's Third Star of the Week on Oct. 10...Became the 53rd player in Notre Dame history to record 100+ career points...Scored the GWG against Ohio State in the Big Ten Regular Season Championship clinching win on Feb. 9...Scored two goals including the OT GWG in NCAA tournament first round win over Michigan Tech on Mar. 23...Registered two assists in win over Michigan in Frozen Four, Apr. 5.

### 2016-17 HIGHLIGHTS

Recorded 11-20-31 and 12 PIM in 40 games with Notre Dame as a junior...Named a Hockey East Honorable Mention All-Star...Named to the 2017 NCAA Northeast Regional All-Tournament Team...Scored three GWGs.

### 2015-16 HIGHLIGHTS

Registered 9-22-31 and 18 PIM in 37 games as a sophomore with Notre Dame...Named to the Second Team Hockey East All-Star Team...Ranked fourth on the team in scoring and third in assists...Finished fourth nationally in points among blueliners...His 22 assists ranked tied for eighth in the country among defensemen...Had 10 multi-point games...Led Hockey East defensemen in scoring with 6-16-22 in 22 league games.

### 2014-15 HIGHLIGHTS

Collected 7-21-28 and 14 PIM in 42 games as a freshman with Notre Dame...Finished fifth on the team in points and tied for third in assists...Had a nine-game point streak (3-8-11) from Dec. 5-Jan. 23.

### INTERNATIONAL:

**2013-14:** Won a gold medal with USA Hockey at World Junior A Challenge...Collected four assists in four games.

### PERSONAL

Nickname is "Grosser"...Is a fan of Notre Dame football...Enjoys fishing and playing pickleball...The Office is his favorite TV Show...Playing in his state hockey tournament is his favorite hockey memory.

## PACK FACT


Had an AHL career-high 27 points in 56 games with Tucson last season

CAREER HIGHS				
Games: 2 (19-20)		Goals: -	Assists: 1 (19-20)	Points: 1 (19-20)
CAREER HIGHLIGHTS			FIRSTS	
MOST GOALS/GAME: -	MOST SHOTS/GAME: 2 – 12/23/19 at NSH	LONGEST POINT STREAK: -	FIRST COYOTES GAME: 12/22/19 at DET	FIRST NHL GAME: 12/22/19 at DET
MOST ASSISTS/GAME: 1 – 12/22/19 at DET	LONGEST GOAL STREAK: -	CAREER HAT TRICKS: -	FIRST COYOTES GOAL: -	FIRST NHL GOAL: -
MOST POINTS/GAME: 1 – 12/22/19 at DET	LONGEST ASSIST STREAK: -	MULTIPLE POINT GAMES: -	FIRST COYOTES ASSIST: 12/22/19 at DET	FIRST NHL ASSIST: 12/22/19 at DET
MOST PIM/GAME: -		TOI/G: 17:33 – 12/22/19 @ DET		

## CAREER STATISTICS

SEASON	TEAM	LEAGUE	GP	REGULAR SEASON								PLAYOFFS				
				G	A	PTS	PP	SH	GW	+/-	PIM	GP	G	A	PTS	PIM
2011-12	Green Bay	USHL	6	2	0	2	-	-	-	8	0	-	-	-	-	-
2012-13	Green Bay	USHL	64	7	24	31	-	-	-	-7	12	4	0	1	1	2
2013-14	Green Bay	USHL	50	2	23	25	-	-	-	-5	31	4	0	2	2	6
2014-15	Notre Dame	NCAA	28	5	14	19	1	0	0	8	12	-	-	-	-	-
2015-16	Notre Dame	NCAA	37	9	22	31	2	-	1	15	-	-	-	-	-	-
2016-17	Notre Dame	NCAA	40	11	20	31	6	0	3	11	12	-	-	-	-	-
2017-18	Notre Dame	NCAA	40	10	20	30	4	1	3	11	26	-	-	-	-	-
	Tucson	AHL	1	0	2	2	0	0	0	1	0	-	-	-	-	-
2018-19	Tucson	AHL	61	5	20	25	1	0	1	-5	28	-	-	-	-	-
2019-20	Tucson	AHL	56	10	17	27	2	0	2	9	14	-	-	-	-	-
	Arizona	NHL	2	0	1	1	0	0	0	2	0	-	-	-	-	-
FRANCHISE & NHL TOTALS			2	0	1	1	0	0	0	2	0	-	-	-	-	-





Right Wing

6'3" | 223

Shoots: Right

Born: February 14, 1995

Chicago, Illinois

Age: 25

## Career vs. NHL

TEAM	GP	G	A	PTS	PIM
Anaheim	6	0	0	0	7
Arizona	4	0	1	1	2
Boston	6	1	1	2	9
Buffalo	4	0	0	0	0
Calgary	1	0	0	0	0
Carolina	1	0	0	0	0
Chicago	1	1	0	1	17
Colorado	6	0	3	3	2
Columbus	4	0	0	0	2
Dallas	8	0	0	0	7
Detroit	5	0	1	1	15
Edmonton	4	1	0	1	0
Florida	5	1	0	1	0
Los Angeles	6	0	1	1	0
Minnesota	8	0	0	0	12
Montréal	5	0	0	0	9
Nashville	8	1	2	3	4
New Jersey	3	0	0	0	15
NY Islanders	5	0	0	0	0
NY Rangers	6	2	0	2	6
Ottawa	4	0	0	0	17
Philadelphia	6	0	1	1	4
Pittsburgh	5	0	1	1	6
San Jose	4	0	0	0	5
St. Louis	8	0	0	0	2
Tampa Bay	4	0	0	0	6
Toronto	5	2	1	3	0
Vancouver	6	0	1	1	2
Vegas	5	1	0	1	5
Washington	6	0	0	0	4
Winnipeg	7	1	2	3	4
<b>Totals:</b>	<b>156</b>	<b>11</b>	<b>15</b>	<b>26</b>	<b>162</b>

# 15 JOHN HAYDEN

Drafted: Chicago's 3rd choice (3rd round, 74th overall) in the 2013 NHL Entry Draft  
 Acquired: Signed a one-year contract as a free agent on October 9, 2020

@hayds51

Hayds51

**2019-20 HIGHLIGHTS**

Registered 3-1-4 in 43 games with NJD...Led Devils' forwards and finished second overall on the team with a career-high 77 PIM...Skated in 10:01 in his NJD debut vs. WPG, Oct. 4...Earned his first assist/point with the Devils vs. DET, Nov. 23...Scored his first goal with NJD and totaled a career-high 17 PIM at CHI, Dec. 23...Matched his career high of 17 PIM at OTT, Dec. 29...Scored vs. NSH, Jan. 30...Recorded 15 PIM at DET, Feb. 25...Scored a goal at NYR, Mar. 7.

**2018-19 HIGHLIGHTS**

Played in a career-high 54 games with CHI...Registered 3-2-5 and 27 PIM...Matched his career-best shooting percentage (7.14%)...Scored a goal vs. TOR, Oct. 7...Collected 1-1-2 at WPG, Nov. 29...Skated in a season-high 16:28 vs. MTL, Dec. 9...Scored a goal at EDM, Feb. 5.

**2017-18 HIGHLIGHTS**

Registered 4-9-13 and 54 PIM in 47 games with the Blackhawks...Set career highs in goals, assists and points...Also totaled a career-best 56 shots...Ranked fourth on CHI with 118 hits...Scored his first NHL SHG at VGK, Oct. 24...Recorded a two-game assist/point streak (0-2-2), Oct. 28 – Nov. 1...Played in 24 games with Rockford (AHL), totaling 5-12-17 and seven PIM...Scored two PPGs with the IceHogs...Scored three goals in 13 Calder Cup Playoff contests with Rockford.

**2016-17 HIGHLIGHTS**

Skated in 12 games with CHI...Recorded 1-3-4 and four PIM...Made his NHL debut at OTT, Mar. 16...Scored his first NHL goal at TOR, Mar. 18...Registered his first NHL assist and multi-point game (0-2-2) vs. COL, Mar. 19...Skated in a career-high 17:10 vs. COL, Mar. 19...**2017 Playoffs:** Made his Stanley Cup Playoffs debut vs. NSH, Apr. 13...Began the season with Yale (NCAA)...Signed an entry-level contract with the Blackhawks on Mar. 12...Served as Yale's captain and was selected as a 2017 Hobey Baker candidate...Posted career highs in goals (21), assists (13) and points (34) in 33 games as a senior...Led the Bulldogs in goals...Scored seven goals in his first seven games...Named second-team All-ECAC and was a finalist for the Walter Brown Award.

**2013-14 to 2015-16 HIGHLIGHTS**

Collected 16-7-23 in 32 games as a junior at Yale in 2015-16...Led the team in goals and earned All-Ivy League Honorable Mention...Had 7-11-18 in 29 contests as a sophomore in 2014-15...Scored a team-high three GWGs...Named second-team All-Ivy League...Registered 6-10-16 in 33 games in his first season at Yale in 2013-14.

**INTERNATIONAL**

**2015:** Represented Team USA at the 2015 IIHF U20 World Championship in Toronto & Montreal...Scored one goal in five games...**2013:** Won silver medal with USA at the 2013 IIHF U18 World Championship in Sochi, Russia...Tallied 1-1-2 in seven games.

**PERSONAL**

Nicknames is "Hayds"...He and his family have two dogs: Boomer (English Bulldog) and Murphy (Chow)...Better Man by Pearl Jam is his go to karaoke song...Enjoys golf and his dream foursome would include Tiger Woods, Michael Jordan and Charles Barkley.

## PACK FACT

Totaled a career-best 4-9-13 in 47 contests with Chicago in 2017-18

CAREER HIGHS				
Games: 54 (18-19)		Goals: 4 (17-18)		Assists: 9 (17-18)
Points: 13 (17-18)				
CAREER HIGHLIGHTS			FIRSTS	
MOST GOALS/GAME: 1 – 11 times (last 3/7/20 at NYR)#	MOST PIM/GAME: 17 – 2 times (last 12/29/19 at OTT)#	LONGEST POINT STREAK: 2 games – 2 times (last 10/28/17 – 11/1/17)*	FIRST COYOTES GAME: -	FIRST NHL GAME: 3/16/17 at OTT*
MOST ASSISTS/GAME: 2 – 3/19/17 vs. COL*	MOST SHOTS/GAME: 6 – 3/29/17 at PIT*	CAREER HAT TRICKS: -	FIRST COYOTES GOAL: -	FIRST NHL GOAL: 3/18/17 at TOR*
MOST POINTS/GAME: 2 – 2 times (last 11/29/18 at WPG)*	LONGEST GOAL STREAK: -	MULTIPLE POINT GAMES: 2 (last 11/29/18 at WPG)*	FIRST COYOTES ASSIST: -	FIRST NHL ASSIST: 3/19/17 vs. COL*
	LONGEST ASSIST STREAK: 2 games (10/28/17 – 11/1/17)*	TOI/G: 17:10 – 3/19/17 vs. COL*		

\*w/CHI, #w/NJD

## CAREER STATISTICS

SEASON	TEAM	LEAGUE	GP	REGULAR SEASON								PLAYOFFS				
				G	A	PTS	PP	SH	GW	+/-	PIM	GP	G	A	PTS	PIM
2011-12	USNDT	USHL	36	8	7	15	-	-	-	-7	51	2	0	2	2	2
2012-13	USNDT	USHL	24	11	9	20	-	-	-	13	51	-	-	-	-	-
2013-14	Yale	NCAA	33	6	10	16	-	-	-	-3	18	-	-	-	-	-
2014-15	Yale	NCAA	29	7	11	18	3	0	3	2	10	-	-	-	-	-
2015-16	Yale	NCAA	32	16	6	22	6	0	5	2	26	-	-	-	-	-
2016-17	Yale	NCAA	33	21	13	34	12	0	3	5	62	-	-	-	-	-
	Chicago	NHL	12	1	3	4	0	0	0	3	4	1	0	0	0	0
2017-18	Chicago	NHL	47	4	9	13	0	1	0	-4	54	-	-	-	-	-
	Rockford	AHL	24	5	12	17	2	0	1	0	7	13	3	0	3	2
2018-19	Chicago	NHL	54	3	2	5	0	0	0	-12	27	-	-	-	-	-
2019-20	New Jersey	NHL	43	3	1	4	0	0	1	-2	77	-	-	-	-	-
NHL TOTALS			156	11	15	26	0	1	1	-15	162	1	0	0	0	0



Center

6'1" | 190

Shoots: Left

Born: June 9, 2000

Peterborough, Ontario

Age: 20

## Career vs. NHL

TEAM	GP	G	A	PTS	PIM
Anaheim	1	0	0	0	2
Arizona	0	0	0	0	0
Boston	0	0	0	0	0
Buffalo	2	0	1	1	0
Calgary	2	0	0	0	4
Carolina	0	0	0	0	0
Chicago	0	0	0	0	0
Colorado	2	0	1	1	2
Columbus	1	0	0	0	2
Dallas	0	0	0	0	0
Detroit	0	0	0	0	0
Edmonton	2	0	0	0	0
Florida	1	0	0	0	2
Los Angeles	1	0	0	0	0
Minnesota	0	0	0	0	0
Montréal	1	0	0	0	0
Nashville	0	0	0	0	0
New Jersey	1	1	0	1	0
NY Islanders	0	0	0	0	0
NY Rangers	0	0	0	0	0
Ottawa	0	0	0	0	0
Philadelphia	0	0	0	0	0
Pittsburgh	0	0	0	0	0
San Jose	0	0	0	0	0
St. Louis	1	0	0	0	0
Tampa Bay	1	0	0	0	0
Toronto	1	0	0	0	0
Vancouver	1	0	0	0	0
Vegas	2	0	1	1	2
Washington	0	0	0	0	0
Winnipeg	0	0	0	0	0
<b>Totals:</b>	<b>20</b>	<b>1</b>	<b>3</b>	<b>4</b>	<b>14</b>

# 29 BARRETT HAYTON

Drafted: Arizona's 1st choice (1st round, 5th overall) in the 2018 Entry Draft

@BarrettHayton

barrethayton

**2019-20 HIGHLIGHTS**

Skated in 20 games with the Coyotes as a rookie...Totaled 1-3-4 and 27 shots...Made his NHL debut and earned his first career assist/point vs. VGK, Oct. 10...Became the seventh-youngest player (19 years, 123 days) in Coyotes history to make his NHL debut...Scored his first career NHL goal at NJD, Oct. 25...Had an assist at BUF, Oct. 28...Recorded an assist and skated in a season-high 14:22 vs. COL, Nov. 2...Named captain of Team Canada at the World Junior Championship...Registered 6-6-12 in seven games to help Canada win the gold medal...**2020 Playoffs:** Skated in three postseason games with ARI...Made his NHL postseason debut in Game 1 of QFR at NSH, Aug. 2.

**2018-19 HIGHLIGHTS**

Registered 26-40-66 in 39 games as captain of Sault Ste. Marie (OHL)...Set OHL career highs in goals, assists, points and SHGs...Third on the Greyhounds in assists and points...Scored eight PPGs, which matched his career high...His five SHGs led the team...Averaged a career-high 1.69 points/g, which ranked second-best on SSM and third in the OHL...Collected 22 multi-point games...Started the regular season with a six-game point streak (5-6-11), Oct. 10-20...Recorded a 16-game point streak (13-15-28), Oct. 26 – Jan. 12...Named OHL First Star on Nov. 18 after a career-high four points against WIN, matched a Greyhounds franchise record with two SHGs before tallying two assists...Finished the regular season on a seven-game point streak (7-10-17), Feb. 9 – Mar. 15...Recorded his first-career hat trick and totaled 3-1-4 vs. LDN, Mar. 15...Selected as OHL Third Star on Mar. 14 following an OT GWG and 1-1-2...Totaled 6-10-16 in 11 postseason contests...Named OHL First Star on Mar. 25 after he collected 1-3-4 in playoff win at OS, Mar. 27...Tallied four-game postseason point streak (4-6-10), Mar. 23-29.

**2017-18 HIGHLIGHTS**

Played in 63 games with Sault Ste. Marie, recording 21-39-60...Won the OHL Scholastic Player of the Year (Bobby Smith Trophy)...Scored eight PPGs and five GWGs...Tallied 16 multi-point games...Registered a season-high seven-game point streak (3-6-9), Oct. 11-28...Recorded three consecutive multi-point games (1-1-2 vs. FLNT, Dec. 29, 1-1-2 vs. GUE, Dec. 30 & 0-2-2 at MISS, Jan. 4)...Selected for 2018 Sherwin-Williams CHL/NHL Top Prospects Game (Jan. 25 @ GUE)...Recorded a five-game point streak (1-5-6), Jan. 28 – Feb. 8...Recorded 8-13-21 with four PPGs in 24 playoff games...Scored twice vs. OS, Apr. 13.

**2016-17 HIGHLIGHTS**

Registered 9-18-27 and 36 PIM in 63 games with Sault Ste. Marie...Tallied four multi-point games...Recorded his first OHL assist/point vs. OSH, Sept. 24...Scored his first OHL goal (GWG) at WSR, Sept. 29...Scored twice vs. NB, Oct. 8 and at GUE, Mar. 3...Collected three assists vs. KIT, Mar. 10...Scored two goals in nine playoff appearances with the Greyhounds...Recipient of the Hounds Scholastic Player of the Year Award (2016-17).

**INTERNATIONAL CAREER**

**2020:** Named captain of Team Canada at the 2020 World Junior Championship...Totaled 6-6-12 in seven games to lead Canada to the gold medal...**2019:** Played for Team Canada at the 2019 IIHF World Junior Championship...Registered three assists in five games...**2018:** Member of Canada White at the 2018 Sport Chek World Junior Showcase...**2017:** Member of gold-medal winning Team Canada at 2017 Ivan Hlinka Cup...Totaled 3-3-6 in five contests...**2016:** Played for Canada White and finished fourth at the 2016 World Under-17 Hockey Challenge in Sault Ste. Marie, Ont...Recorded 1-1-2 in seven games.

**PERSONAL**

Nickname is "Haytes"...Jonathan Toews was his favorite player growing up...Drake, Glack and Post Malone are his favorite music artists...Good Will Hunting is his favorite movie...Enjoys basketball and playing golf...Steph Curry is his favorite athlete...Blades of Glory is his favorite sports movie.

## PACK FACT


Scored his first NHL goal/GWG at New Jersey, Oct. 25, 2019

CAREER HIGHS				
Games: 20 (19-20)		Goals: 1 (19-20)		Assists: 3 (19-20)
				Points: 4 (19-20)
CAREER HIGHLIGHTS			FIRSTS	
MOST GOALS/GAME: 1 – 10/25/19 at NJD	MOST SHOTS/GAME: 3 – 3 times (last 2/25/20 vs. FLA)	LONGEST POINT STREAK: 2 games – 10/25/19 – 10/28/19	FIRST COYOTES GAME: 10/10/19 vs. VGK	FIRST NHL GAME: 10/10/19 vs. VGK
MOST ASSISTS/GAME: 1 – 3 times (last 11/2/19 vs. COL)	LONGEST GOAL STREAK: -	CAREER HAT TRICKS: None	FIRST COYOTES GOAL: 10/25/19 at NJD	FIRST NHL GOAL: 10/25/19 at NJD
MOST POINTS/GAME: 1 – 4 times (last 11/29/19 vs. COL)	LONGEST ASSIST STREAK: -	MULTIPLE POINT GAMES: -	FIRST COYOTES ASSIST: 10/10/19 vs. VGK	FIRST NHL ASSIST: 10/10/19 vs. VGK
MOST PIM/GAME: 4 – 11/5/19 at CGY		TOI/G: 14:22 – 11/2/19 vs. COL		

## CAREER STATISTICS

SEASON	TEAM	LEAGUE	GP	REGULAR SEASON								PIM	PLAYOFFS				
				G	A	PTS	PP	SH	GW	+/-			GP	G	A	PTS	PIM
2016-17	Sault Ste. Marie	OHL	63	9	18	27	0	0	1	2	36		9	2	0	2	4
2017-18	Sault Ste. Marie	OHL	63	21	39	60	8	0	5	24	32		24	8	13	21	16
2018-19	Sault Ste. Marie	OHL	39	26	40	66	8	5	2	20	42		11	6	10	16	16
2019-20	Arizona	NHL	20	1	3	4	0	0	1	2	14		3	0	0	0	0
	Tucson	AHL	5	1	4	5	0	0	0	1	4		-	-	-	-	-
FRANCHISE & NHL TOTALS			20	1	3	4	0	0	1	2	14		3	0	0	0	0





Goalie

6'6" | 202

Catches: Left

Born: May 11, 1996

Comox, British Columbia

Age: 24

## Career vs. NHL

TEAM	GP	W-L-T-OT	SO	GA	GAA	SV%
ANA	1	1-0-0-0	0	4	4.00	.902
ARI	0	0-0-0-0	0	0	0.00	.000
BOS	1	0-1-0-0	0	3	3.05	.906
BUF	0	0-0-0-0	0	0	0.00	.000
CGY	2	0-1-0-0	0	7	5.53	.741
CAR	2	0-1-0-0	0	3	2.25	.893
CHI	0	0-0-0-0	0	0	0.00	.000
COL	1	1-0-0-0	0	4	4.00	.857
CBJ	0	0-0-0-0	0	0	0.00	.000
DAL	3	0-3-0-0	0	10	3.45	.896
DET	0	0-0-0-0	0	0	0.00	.000
EDM	2	0-1-0-0	0	2	1.56	.935
FLA	1	1-0-0-0	0	2	2.00	.949
LAK	3	2-0-0-1	0	7	2.27	.930
MIN	1	1-0-0-0	0	0	0.00	1.00
MTL	0	0-0-0-0	0	0	0.00	.000
NSH	1	1-0-0-0	1	0	0.00	1.00
NJD	0	0-0-0-0	0	0	0.00	.000
NYI	0	0-0-0-0	0	0	0.00	.000
NYR	2	1-1-0-0	0	7	3.41	.881
OTT	0	0-0-0-0	0	0	0.00	.000
PHI	1	0-0-0-0	0	2	6.00	.833
PIT	1	0-0-0-1	0	3	2.81	.912
SJS	2	1-1-0-0	0	7	3.53	.883
STL	1	1-0-0-0	0	1	1.00	.962
TBL	1	0-1-0-0	0	4	4.00	.882
TOR	1	0-0-0-1	0	3	2.81	.927
VAN	1	0-1-0-0	0	2	2.03	.917
VGK	1	0-0-0-0	0	0	0.00	1.00
WSH	1	0-1-0-0	0	3	3.10	.893
WPG	0	0-0-0-0	0	0	0.00	.000
<b>TOT</b>	<b>30</b>	<b>10-12-0-3</b>	<b>1</b>	<b>74</b>	<b>2.82</b>	<b>.907</b>

# 31 ADIN HILL

Drafted: Arizona's 5th choice (3rd round, 76th overall) in the 2015 NHL Entry Draft

@Adin\_Hill

adinhill

**2019-20 HIGHLIGHTS**

Appeared in 13 games, including nine starts with the Coyotes... Registered a .918 SV% and 2.62 GAA, which were both NHL career bests... Tied his NHL career high for games in a season... Stopped 37 of 39 shots in win at FLA, Jan. 7 in his first start with ARI of the season... Made 25 saves in win vs. SJS, Jan. 14... Recorded 38 saves on 41 shots in OT loss at TOR, Feb. 11... Also posted a 15-5-0 record with a .918 SV% and 2.40 GAA in 20 contests with Tucson (AHL)... Won five straight of his games with the Roadrunners from Oct. 12 to Nov. 8 and Feb. 26 to Mar. 10.

**2018-19 HIGHLIGHTS**

Played in 13 games with the Coyotes... Finished with a .901 SV% and a 2.76 GAA along with a 7-5-0 record... Played in the second-most games by an ARI goalie... Recognized as the NHL's Second Star of the Week (Nov. 26-Dec. 2)... Won first four games he played in with the Coyotes, allowing just two goals... Registered 29 saves in his first career shutout at NSH, Nov. 29... Made a season-high 37 saves in a win at ANA, Dec. 29... Played in 36 games with Tucson, finishing with a 16-15-4 record with two shutouts, a .906 SV% and a 2.61 GAA... Won the first three games of the season... Posted consecutive shutouts at Colorado and vs. Texas on Jan. 19 and 23.

**2017-18 HIGHLIGHTS**

Played in four games with ARI, totaling a 1-3-0 record with an .891 SV% and 3.49 GAA... Stopped 31 of 33 shots in his NHL debut at DAL, Oct. 17... Made 34 saves in his first NHL win vs. LAK, Mar. 13... Appeared in 36 games with Tucson and posted a 19-11-4 record with five shutouts... Registered a 2.28 GAA, which ranked fifth among all qualified AHL goaltenders... Won four straight games from Feb. 5-23... Earned a point in 10 consecutive starts (7-0-3) from Feb. 5-Mar. 21... Started all nine playoff games for Tucson... Went 4-5 with a 2.12 GAA and a .922 SV%.

**2016-17 HIGHLIGHTS**

Posted a 16-14-6 record with a .906 SV% and 3.16 GAA in 40 games with Tucson... Won six of his first seven starts to the season... Tucson earned a point in Hill's first nine starts (7-0-2)... Stopped a season-high 44 shots vs. Ontario, Nov. 5... Shutout Bakersfield on 17 shots, Nov. 11... Gave up one goal in consecutive games on Mar. 3-4... Won his final two starts of the season.

**2015-16 HIGHLIGHTS**

Registered a 32-27-6 record with a .917 SV% and 2.96 GAA in 65 games with Portland (WHL)... Set career highs in wins (32) and shutouts (3)... Won consecutive Vaughn CHL Goaltender of the Week awards (Oct. 19-25 and Oct. 16-Nov. 1)... Finished fourth in the WHL in wins, seventh in SV% and led the League with 2,115 saves... Gave up two goals or less in six consecutive starts (Jan. 13-23)... Posted a 1-3-0 record with a .905 SV% and a 3.05 GAA in four games with Springfield (AHL)... Earned his first win with Springfield on Apr. 16 vs. Portland with 29 saves.

**2014-15 HIGHLIGHTS**

Owned a 31-11-1 record with a 2.81 GAA and a .921 SV% in 46 games with Portland... Led the WHL in SV%... Posted first WHL career shutout on Jan. 3 vs. Tri-City... Gave up two goals or less in eight of nine games and won nine straight contests from Feb. 13-Mar. 11... Won eight consecutive games from Jan. 16-31.

**2013-14 HIGHLIGHTS**

Made four appearances and won all four games while only giving up six goals for Portland (WHL)... Had a .934 SV% and a 1.65 GAA.

**PERSONAL**

Nickname is "Hillsy"... Enjoys golf... Is a fan of the Chicago Bears... Played basketball growing up... Hot Rod is his favorite movie... Plays a lot of video games including FIFA and NHL... Winning a championship as a 10-year-old with Team Brick Alberta is his favorite hockey memory.

## PACK FACT

Made a career-high 38 saves at Toronto, Feb. 11, 2020


CAREER HIGHS				
Games: 13 (2x)		Wins: 7 (18-19)		SV%: .918 (19-20)
				GAA: 2.62 (19-20)
CAREER HIGHLIGHTS			FIRSTS	
MOST CONSECUTIVE STARTS: 5 games (11/29/18 – 12/8/18)	MOST SAVES IN A SHUTOUT: 29 – 11/29/18 at NSH	LONGEST WINNING STREAK: 4 games (11/27/18 – 12/4/18)	FIRST COYOTES GAME: 10/17/17 at DAL	FIRST NHL GAME: 10/17/17 at DAL
MOST SHOTS FACED/GAME: 41 – 2 times (last 2/11/20 at TOR)	CAREER SHUTOUTS: 1 – 11/29/18 at NSH	LONGEST SHUTOUT STREAK: 117:23 – 11/25/18 – 12/1/18	FIRST COYOTES WIN: 3/13/18 vs. LAK	FIRST NHL WIN: 3/13/18 vs. LAK
MOST SAVES/GAME: 38 – 2/11/20 at TOR	PENALTY SHOTS: 2/2 – 1.000 SV%		FIRST COYOTES SHUTOUT: 11/29/18 at NSH	FIRST NHL SHUTOUT: 11/29/18 at NSH

## CAREER STATISTICS

CAREER STATISTICS			REGULAR SEASON							PLAYOFFS						
SEASON	TEAM	LEAGUE	GP	MIN	GA	SO	SV%	GAA	W-L-OTL	GP	MIN	GA	SO	SV%	GAA	W-L-OTL
2013-14	Portland	WHL	4	218	6	0	.934	1.65	4-0-0	-	-	-	-	-	-	-
2014-15	Portland	WHL	46	2604	122	2	.921	2.81	31-11-1	17	1074	53	1	.911	2.96	10-6-1
2015-16	Portland	WHL	65	3897	192	3	.917	2.96	32-27-6	4	234	14	0	.904	3.58	0-4-0
2016-17	Springfield	AHL	4	236	12	0	.905	3.05	1-3-0	-	-	-	-	-	-	-
	Rapid City	ECHL	5	301	18	1	.890	3.59	1-3-1	-	-	-	-	-	-	-
2017-18	Tucson	AHL	40	2243	118	1	.906	3.16	16-14-6	-	-	-	-	-	-	-
	Tucson	AHL	36	1950	74	5	.914	2.28	19-11-4	9	566	20	2	.922	2.12	4-5-0
2018-19	Arizona	NHL	4	240	14	0	.891	3.49	1-3-0	-	-	-	-	-	-	-
	Tucson	AHL	36	2043	89	2	.906	2.61	16-15-4	-	-	-	-	-	-	-
2019-20	Arizona	NHL	13	696	32	1	.901	2.76	7-5-0	-	-	-	-	-	-	-
	Tucson	AHL	20	1199	48	2	.918	2.40	15-5-0	-	-	-	-	-	-	-
	Arizona	NHL	13	640	28	0	.918	2.62	2-4-3	-	-	-	-	-	-	-
FRANCHISE & NHL TOTALS			30	1577	74	1	.907	2.81	10-12-3	-	-	-	-	-	-	-

# 4 NIKLAS HJALMARSSON

Drafted: Chicago's 5th choice (4th round, 108th overall) in the 2005 Entry Draft  
Acquired: From Chicago in exchange for Connor Murphy and Laurent Dauphin on June 23, 2017



Defense

6'3" | 197

Shoots: Left

Born: June 6, 1987

Eksjö, Sweden

Age: 33

## Career vs. NHL

TEAM	GP	G	A	PTS	PIM
Anaheim	34	1	4	5	10
Arizona	26	1	4	5	10
Boston	16	0	2	2	4
Buffalo	16	1	5	6	27
Calgary	33	2	8	10	16
Carolina	17	0	3	3	10
Chicago	6	0	0	0	2
Colorado	39	0	7	7	14
Columbus	36	0	5	5	16
Dallas	43	3	6	9	30
Detroit	34	1	4	5	14
Edmonton	39	2	9	11	6
Florida	17	0	3	3	8
Los Angeles	34	2	4	6	8
Minnesota	41	0	7	7	20
Montréal	16	0	4	4	6
Nashville	44	2	11	13	12
New Jersey	17	1	1	2	0
NY Islanders	17	1	5	6	4
NY Rangers	15	0	2	2	6
Ottawa	14	0	1	1	2
Philadelphia	15	0	4	4	8
Pittsburgh	13	1	3	4	2
San Jose	37	4	8	12	18
St. Louis	45	1	6	7	19
Tampa Bay	15	0	4	4	10
Toronto	14	0	3	3	2
Vancouver	38	0	9	9	18
Vegas	8	1	3	4	2
Washington	14	0	3	3	2
Winnipeg	27	1	4	5	8
<b>Totals:</b>	<b>780</b>	<b>25</b>	<b>142</b>	<b>167</b>	<b>314</b>

### 2019-20 HIGHLIGHTS

Recorded 1-4-5 in 27 games in his third season as an alternate captain with ARI...Led the Coyotes in SH TOI/G (2:40)...Scored a goal vs. VGK, Oct. 10...Tallied an assist and blocked two shots vs. PIT, Jan. 12 in his first game back after missing 43 games due to a lower-body injury...Blocked three shots vs. SJS, Jan. 14 to become the 21st player in NHL history to block 1,500 shots...**2020 Playoffs:** Skated in all nine of ARI's postseason games...Recorded an assist and skated in a series-high 21:45 in Game 3 of QFR vs. the Predators on Aug. 5...Blocked nine shots in the QFR series...Led ARI in SH TOI/G (3:41) and was third on the team in TOI/G (19:31) during the playoffs.

### 2018-19 HIGHLIGHTS

Recorded 10 assists and skated in all 82 games in his second season as an alternate captain with the Coyotes...Finished second on the team in plus-minus (+8)...Led the team and ranked second in the NHL with a career-high 187 blocked shots...Is one of five players to block 100 shots or more in every season since 2009-10...Led all Coyotes in SH TOI/G (3:10) and SH TOI (259:25)...Was a team-best +17 in 41 home games...Played in his 700th NHL game at BOS, Dec. 11...Skated in a season-high 25:06 vs. WPG, Feb. 24.

### 2017-18 HIGHLIGHTS

Skated in 48 games with ARI...Totaled 1-8-9 and 18 PIM...Missed 34 games due to injury...Led ARI in SH TOI/G (2:28)...Ranked second on the team with 118 blocked shots and in TOI/G (20:42)...Skated in 22:09 in ARI debut at ANA, Oct. 5...Tallied two assists at PHI, Oct. 30...Appeared in season-high 26:04 vs. CBJ, Jan. 25...Scored first goal with Coyotes at EDM, Mar. 5.

### 2016-17 HIGHLIGHTS

Registered 5-13-18 with 20 PIM in 73 games with CHI...Posted a plus-12 rating...Set a career high for goals in a season...Led the Blackhawks in blocked shots (181), SH TOI/G (2:48) and SH TOI (204:25)...His 181 blocked shots were a then career high...Finished third on the team in TOI/G (21:29)...Tallied 1-1-2 vs. NSH, Jan. 8...Skated in his 600th NHL game vs. WPG, Jan. 26...**2017 Playoffs:** Skated in all four Stanley Cup Playoff games vs. NSH...Holds the franchise record for most playoff appearances by a defenseman (128).

### 2015-16 HIGHLIGHTS

Skated in 81 games with the Blackhawks...Totaled 2-22-24 with 32 PIM...Was plus-13...Tied a career high for assists in a season...Led CHI in SH TOI (232:22), SH TOI/G (2:52), Shifts/g (tied - 30.8)...Third on the team in TOI/G (22:22)...Ranked second on the team with 151 blocked shots...Tied for third on the team in plus-minus...Became the 13th defenseman in franchise history to reach the 500-game mark vs. VAN, Dec. 13...Posted 1-1-2 vs. BUF, Jan. 8...Skated in a season-high 27:21 at NSH, Jan. 19...Registered his 100th career assist vs. TOR, Feb. 15...**2016 Playoffs:** Tallied one assist in seven postseason games vs. STL.

### 2014-15 HIGHLIGHTS

Played in all 82 regular season games with CHI...Totaled 3-16-19 and 44 PIM...Ranked second on the team in plus-minus (+25) and blocked shots (127)...Led the team in SH TOI (198:34) and SH TOI/G (tied - 2:25)...Skated in his 400th NHL game at MTL, Nov. 4...Skated in a regular season career-high 28:03 vs. PIT, Jan. 21...Recorded his 100th career point vs. LAK, Mar. 30...**2015 Playoffs:** Helped the Blackhawks win the Stanley Cup for the third time since 2010...Totaled 1-5-6 with eight PIM and a plus-six rating in 23 postseason games...Skated in a career-high 47:35 of TOI in Game 2 of WCF at ANA, May 19...Led the NHL with 66 blocked shots during the postseason...Ranked third on CHI with a career-high 26:02 TOI/G...Skated in his 100th NHL playoff game vs. NSH, Apr. 25 in Game 6 of the WCQF.

### 2013-14 HIGHLIGHTS

Established career highs in goals (4), assists (22), points (26) and shots (98)...Was plus-11...Had a career-high 98 shots...Led the Blackhawks in blocked shots (157)...SH TOI/G (2:49), SH TOI (228:34) and was third in TOI/G (21:16)...Tied a career high with two assists vs. WSH, Oct. 1...Scored his first career SHG at DAL, Nov. 9...**2014 Playoffs:** Tallied four assists in 19 Stanley Cup Playoff games...Ranked third on the team in TOI/G during the postseason (22:57)...Finished second in the League and first on CHI with 57 blocked shots during the playoffs

### 2012-13 HIGHLIGHTS

Totaled 2-8-10 with 22 PIM in 46 games with the Blackhawks...Posted a plus-15 rating...Ranked second on the team in blocked shots (94)...Led the team in SH TOI/G (2:42) and SH TOI (124:29)...Skated in a season-high 25:42 at CGY, Feb. 2...Scored a goal and added an assist for his 50th career point vs. SJS, Feb. 15...Appeared in his 300th NHL game vs. DET, Apr. 12...**2013 Playoffs:** Recorded five assists in 23 playoff contests to help Chicago win the Stanley Cup...Skated in a then postseason-high 39:38 in Game 1 of the Stanley Cup Final vs. BOS, June 12.

### 2011-12 HIGHLIGHTS

Notched 1-14-15, 14 PIM and was plus-nine in 69 games with CHI...Ranked second on the team with 142 blocked shots...Recorded five or more blocked shots in four games...Blocked seven shots at STL, Dec. 3...Tallied two assists at EDM, Feb. 2...Skated in a season-high 26:04 at NJD, Mar. 27...Missed 13 regular season games due to injury...**2012 Playoffs:** Posted one assist in six Stanley Cup Playoffs contests.

### 2010-11 HIGHLIGHTS

Skated in 80 games with CHI...Collected 3-7-10 with 39 PIM...Owned a plus-13 rating...Recorded a then career-high 155 blocked shots...Led the team in blocked shots and was 13th in the NHL...Blocked five shots at CBJ, Feb. 1...Registered 1-1-2 vs. NYI, Jan. 9...**2011 Playoffs:** Notched two assists in seven postseason appearances...Led CHI in SH TOI/G (2:06).

### 2009-10 HIGHLIGHTS

Registered 2-15-17 and 20 PIM in 77 games during his first full NHL season...Was plus-nine...Ranked third on the team with 137 blocked shots...Recorded his first career multi-point game (0-2-2) at MIN, Mar. 31...Scored his first NHL GWG vs. EDM, Mar. 3...**2010 Playoffs:** Won the Stanley Cup with the Blackhawks...Recorded a postseason career-best 1-7-8 in 22 games...Scored his first career postseason goal and tallied 1-1-2 vs. NSH, Apr. 24...Had two assists vs. PHI, May 29...Finished tied for first on the team with 54 blocked shots.

### 2008-09 HIGHLIGHTS

Played in 21 games with the Blackhawks...Totaled 1-2-3 and was plus-four...Registered his first point of the season (assist) and skated in a season-high 25:33 vs. SJS, Mar. 25...Scored his first NHL goal 16 seconds into the game at DET, Apr. 11...Appeared in 19 of CHI's final 20 regular season contests...**2009 Playoffs:** Skated in all 17 of the team's Stanley Cup Playoffs games...Notched one assist and six PIM...Made NHL postseason debut vs. CGY, Apr. 16...Earned first NHL playoff point/assist vs. CGY, Apr. 25...Also registered 2-16-18, +12 and 53 PIM in 52 games with Rockford (AHL).

### 2007-08 HIGHLIGHTS

Skated in 13 contests with CHI in his first professional season...Made NHL debut with the Blackhawks at DAL, Feb. 28...Recorded his first NHL point (assist) vs. STL, Mar. 23...Skated in a season-high 17:57 at DET, Apr. 6...Appeared in 47 games with Rockford, totaling 4-9-13 and 31 PIM...Tallied four assists and eight PIM in 12 Calder Cup Playoffs games with Rockford.

## INTERNATIONAL

**2016:** Skated in four games with Team Sweden at the 2016 World Cup of Hockey in Toronto...**2014:** Appeared in six games and won a silver medal with Sweden at the 2014 Winter Olympics in Sochi...**2012:** Played for Sweden at the IIHF World Championship, recording three assists in eight games...**2007:** Served as alternate captain for Sweden and posted 2-1-3 and four PIM in seven games at the World Junior Championship...**2005:** Recorded 1-4-5 and six PIM in seven games at the U18 World Junior Championship.

## PERSONAL

Nickname is "Hammer"...Nicklas Lidstrom was his favorite player growing up...Mumford and Sons is his favorite band...Enjoys soccer...Winning three Stanley Cups with the Chicago Blackhawks has been his most memorable hockey moment...Roger Federer is his favorite athlete...The Mighty Ducks is his favorite sports movie...Paddle tennis is his favorite outdoor activity...Has two kids, Oliver and Theo.

## PACK FACT

Became the 21st player in NHL history to block 1,500 shots on Jan. 14, 2020

## CAREER HIGHS

Games: 82 (2x)

Goals: 5 (16-17)

Assists: 22 (2x)

Points: 26 (13-14)

## CAREER HIGHLIGHTS

**MOST GOALS/GAME:**  
1 – 25 times (last 10/10/19 vs. VGK)\*

**MOST SHOTS/GAME:**  
6 – 1/14/14 vs. COL^

**LONGEST POINT STREAK:**  
2 games – 22 times (last 10/30/17 – 11/20/17)\*

**MOST ASSISTS/GAME:**  
2 – 10 times (last 2/12/19 at VGK)\*

**LONGEST GOAL STREAK:**  
None

**CAREER HAT TRICKS:**  
None

**MOST POINTS/GAME:**  
2 – 14 times (last 2/12/19 at VGK)\*

**LONGEST ASSIST STREAK:**  
2 games – 17 times (last 10/30/17 – 11/20/17)\*

**MULTIPLE POINT GAMES:**  
14 – last 2/12/19 at VGK\*

**MOST PIM/GAME:**  
15 – 10/11/10 at BUF^

**TOI/G**  
28:03 – 1/21/15 @ PIT^

## FIRSTS

**FIRST COYOTES GAME:**  
10/5/17 at ANA

**FIRST NHL GAME:**  
2/28/08 at DAL^

**FIRST COYOTES GOAL:**  
3/5/18 at EDM

**FIRST NHL GOAL:**  
4/11/09 at DET^

**FIRST COYOTES ASSIST:**  
10/10/17 at VGK

**FIRST NHL ASSIST:**  
3/23/08 vs. STL^

^w/ CHI, \*w/ARI

## CAREER STATISTICS

SEASON	TEAM	LEAGUE	GP	REGULAR SEASON								PLAYOFFS				
				G	A	PTS	PP	SH	GW	+/-	PIM	GP	G	A	PTS	PIM
2003-04	HV 71 JR.	SWE-JR	15	1	3	4	-	-	-	-	14	2	0	0	0	8
2004-05	HV 71 U18	SWE U18	3	0	2	2	-	-	-	-	4	-	-	-	-	-
	HV 71 Jr.	SWE-JR	31	4	11	15	-	-	-	-	87	-	-	-	-	-
	HV 71	SWE	14	0	0	0	-	-	-	-2	0	-	-	-	-	-
2005-06	HV 71 Jr.	SWE-JR	7	3	2	5	-	-	-	-	12	-	-	-	-	-
	HV 71	SWE	4	1	2	3	-	-	-	3	0	12	0	1	1	4
2006-07	HV 71	SWE	37	2	0	2	-	-	-	-4	24	14	1	1	2	0
	HV 71 Jr.	SWE-JR	7	0	2	2	-	-	-	-	14	-	-	-	-	-
	IK Oskarshamn	SWE-2	8	1	2	3	-	-	-	-	6	-	-	-	-	-
2007-08	Rockford	AHL	47	4	9	13	2	0	0	-8	31	12	0	4	4	8
	Chicago	NHL	13	0	1	1	0	0	0	-2	13	-	-	-	-	-
2008-09	Rockford	AHL	52	2	16	18	2	0	1	12	53	-	-	-	-	-
	Chicago	NHL	21	1	2	3	0	0	0	4	0	17	0	1	1	6
2009-10	Chicago	NHL	77	2	15	17	0	0	1	9	20	22	1	7	8	6
2010-11	Chicago	NHL	80	3	7	10	0	0	0	13	39	7	0	2	2	2
2011-12	Chicago	NHL	69	1	14	15	0	0	0	9	14	6	0	1	1	4
2012-13	Chicago	NHL	46	2	8	10	0	0	0	15	22	23	0	5	5	4
2013-14	Chicago	NHL	81	4	22	26	0	1	1	11	34	19	0	4	4	14
2014-15	Chicago	NHL	82	3	16	19	0	0	1	25	44	23	1	5	6	8
2015-16	Chicago	NHL	81	2	22	24	0	0	0	13	32	7	0	1	1	0
2016-17	Chicago	NHL	73	5	13	18	0	0	0	12	20	4	0	0	0	2
2017-18	Arizona	NHL	48	1	8	9	0	0	0	-3	18	-	-	-	-	-
2018-19	Arizona	NHL	82	0	10	10	0	0	0	8	44	-	-	-	-	-
2019-20	Arizona	NHL	27	1	4	5	0	0	0	-2	14	9	0	1	1	6
FRANCHISE TOTALS			157	2	22	24	0	0	0	3	76	9	0	1	1	6
NHL TOTALS			780	25	142	167	0	1	3	112	314	137	2	27	29	52





Left Wing

6'0" | 193

Shoots: Left

Born: November 24, 1995

Cranbrook, British Columbia

Age: 25

## Career vs. NHL

TEAM	GP	G	A	PTS	PIM
Anaheim	3	0	0	0	0
Arizona	1	0	0	0	0
Boston	4	0	1	1	6
Buffalo	3	0	0	0	0
Calgary	1	0	0	0	0
Carolina	4	0	2	2	2
Chicago	1	0	0	0	0
Colorado	5	0	0	0	12
Columbus	0	0	0	0	0
Dallas	2	0	0	0	0
Detroit	2	1	0	1	2
Edmonton	1	0	0	0	2
Florida	0	0	0	0	0
Los Angeles	2	0	0	0	0
Minnesota	2	0	0	0	0
Montréal	1	0	0	0	0
Nashville	1	0	1	1	0
New Jersey	4	0	1	1	4
NY Islanders	3	0	0	0	0
NY Rangers	4	0	1	1	0
Ottawa	3	1	2	3	0
Philadelphia	0	0	0	0	0
Pittsburgh	2	0	1	1	0
San Jose	2	1	0	1	0
St. Louis	1	0	0	0	2
Tampa Bay	4	0	1	1	0
Toronto	0	0	0	0	0
Vancouver	1	0	0	0	0
Vegas	2	0	1	1	0
Washington	2	0	1	1	2
Winnipeg	2	0	0	0	2
<b>Totals:</b>	<b>63</b>	<b>3</b>	<b>12</b>	<b>15</b>	<b>34</b>

# 73 DRYDEN HUNT

Drafted: Not Drafted

Acquired: Signed a one-year contract as a free agent on October 10, 2020

@huntsy22

drydenhunt

**2019-20 HIGHLIGHTS**

Skated in 21 games with Florida...Collected four assists and 24 PIM...Recorded a two-game assist streak (0-2-2), Oct. 19-22...Skated in a season-high 14:11 vs. PIT, Oct. 22...Posted a career-high 12 PIM at COL, Oct. 30...Also played in 35 games with Springfield (AHL), totaling 13-16-29 with four PPGs and two GWGs...Tied for third on the team in goals and was second in points/game (0.83)...**2020 Playoffs:** Played in two Stanley Cup Playoff contests with FLA...Made his NHL postseason debut vs. NYI, Aug. 5.

**2018-19 HIGHLIGHTS**

Set NHL career highs in games (31), goals (3), assists (7), points (10) and shots (53)...Had a two-game assist streak (0-3-3), Feb. 28 – Mar. 2...Registered an assist in his season debut at OTT, Nov. 19...Registered his first NHL multi-point game (0-2-2) vs. CAR, Mar. 2...Scored his first NHL goal vs. DET, Mar. 10...Scored goal in next game at SJS, Mar. 14...Skated in a season-high 14:57 at MTL, Mar. 26...Registered 1-1-2 at OTT, Mar. 28...Recorded a three-game assist/point streak (1-3-4), Mar. 28 – Apr. 1...Played in 51 games with Springfield...Totaled 23-21-44 with eight PPGs and four GWGs...Posted a hat trick and four points (3-1-4), Nov. 16 vs. ROC...Finished third on the Thunderbirds in goals and fourth in points...Ranked

**2017-18 HIGHLIGHTS**

Appeared in 11 games with the Panthers during his first NHL season...Tallied his first NHL assist/point at NJD, Nov. 27...Skated in 10:03 in his NHL debut at BUF, Nov. 10...Collected 23-23-46 in 58 games with Springfield...Set AHL career highs in assists and points...Scored five PPGs and two GWGs...Ranked second on the Thunderbirds in goals and third in points.

**2016-17 HIGHLIGHTS**

Recorded 13-18-31 and was +3 in 70 games in his first AHL season with Springfield...Scored three PPGs...Finished fourth on the Thunderbirds in assists.

**2015-16 HIGHLIGHTS**

Totaled 58-58-116 in 72 games during his final WHL season with Moose Jaw...Won the 2015-16 Four Broncos Trophy as WHL MVP...Produced 7-9-16 in 10 WHL Playoff games...Led the WHL with 58 goals and ranked second in the League with 116 points...Named to the WHL (East) First All-Star Team...Finished his junior career with 117-132-249 in 269 career regular season games.

**2014-15 HIGHLIGHTS**

Split the season between Medicine Hat and Regina in the WHL...Totaled 14-33-47 in 37 games with the Pats and 19-17-36 in 34 contests with the Tigers...Added 5-2-7 in 10 postseason games with Medicine Hat.

**PERSONAL**

Nickname is "Huntsy"...The Toronto Blue Jays are his favorite sports team...Enjoys golf and lake sports...Captain Phillips is his favorite movie...Scoring his first NHL goal is his favorite hockey memory.

## PACK FACT


Set NHL career highs in games (31), goals (3), assists (7) and points (10) with Florida in 2018-19

CAREER HIGHS				
Games: 31 (18-19)		Goals: 3 (18-19)		Assists: 7 (18-19)
Points: 10 (18-19)				
CAREER HIGHLIGHTS			FIRSTS	
MOST GOALS/GAME: 1 – 3 times (last 3/28/19 at OTT)*	MOST SHOTS/GAME: 6 – 3/8/19 vs. MIN*	LONGEST POINT STREAK: 3 games – 3/28/19 – 4/1/19*	FIRST COYOTES GAME: -	FIRST NHL GAME: 11/10/17 at BUF*
MOST ASSISTS/GAME: 2 – 3/2/19 vs. CAR*	LONGEST GOAL STREAK: 2 games – 3/10/19 – 3/14/19*	CAREER HAT TRICKS: -	FIRST COYOTES GOAL: -	FIRST NHL GOAL: 3/10/19 vs. DET*
MOST POINTS/GAME: 2 – 2 times (last 3/28/19 at OTT)*	LONGEST ASSIST STREAK: 3 games – 3/28/19 – 4/1/19*	MULTIPLE POINT GAMES: 2 (last 3/28/19 at OTT)*	FIRST COYOTES ASSIST: -	FIRST NHL ASSIST: 11/27/17 at NJD*
MOST PIM/GAME: 12 – 10/30/19 at COL*		TOI/G: 14:57 – 3/26/19 @ MTL		

\*w/FLA

## CAREER STATISTICS

SEASON	TEAM	LEAGUE	GP	REGULAR SEASON								PLAYOFFS				
				G	A	PTS	PP	SH	GW	+/-	PIM	GP	G	A	PTS	PIM
2011-12	Regina	WHL	62	5	5	10	0	0	0	-3	28	3	0	0	0	0
2012-13	Regina	WHL	2	0	0	0	0	0	0	0	0	-	-	-	-	-
2013-14	Regina	WHL	62	21	19	40	5	0	1	-3	64	4	4	1	5	4
2014-15	Regina	WHL	37	14	33	47	4	0	1	14	32	-	-	-	-	-
	Medicine Hat	WHL	34	19	17	36	7	0	3	-6	18	10	5	2	7	6
2015-16	Moose Jaw	WHL	72	58	58	116	15	0	8	12	48	10	7	9	16	8
2016-17	Manchester	ECHL	2	2	0	2	-	-	-	-1	0	-	-	-	-	-
	Springfield	AHL	70	13	18	31	3	0	0	3	65	-	-	-	-	-
2017-18	Springfield	AHL	58	23	23	46	5	0	2	4	37	-	-	-	-	-
	Florida	NHL	11	0	1	1	0	0	0	-5	2	-	-	-	-	-
2018-19	Springfield	AHL	51	23	21	44	8	1	4	1	45	-	-	-	-	-
	Florida	NHL	31	3	7	10	0	0	0	0	8	-	-	-	-	-
2019-20	Springfield	AHL	35	13	16	29	4	0	2	3	22	-	-	-	-	-
	Florida	NHL	21	0	4	4	0	0	0	0	24	2	0	0	0	0
NHL TOTALS			63	3	12	15	0	0	0	-5	34	2	0	0	0	0



Right Wing

5'10" | 170

Shoots: Left

Born: July 29, 1998

Chesterfield, Missouri

Age: 22

## Career vs. NHL

TEAM	GP	G	A	PTS	PIM
Anaheim	13	2	7	9	6
Arizona	0	0	0	0	0
Boston	6	0	2	2	4
Buffalo	6	2	3	5	0
Calgary	12	3	4	7	6
Carolina	6	2	2	4	4
Chicago	9	5	3	8	8
Colorado	8	0	5	5	4
Columbus	6	1	0	1	2
Dallas	9	2	5	7	4
Detroit	5	5	2	7	2
Edmonton	12	0	4	4	2
Florida	6	1	3	4	0
Los Angeles	11	1	4	5	2
Minnesota	9	3	1	4	0
Montréal	6	1	6	7	6
Nashville	8	1	4	5	0
New Jersey	6	2	1	3	2
NY Islanders	6	1	2	3	2
NY Rangers	5	2	3	5	0
Ottawa	6	0	3	3	0
Philadelphia	6	2	6	8	0
Pittsburgh	6	1	1	2	4
San Jose	11	0	7	7	0
St. Louis	11	2	7	9	2
Tampa Bay	6	6	2	8	2
Toronto	6	1	3	4	2
Vancouver	10	2	4	6	2
Vegas	12	0	7	7	6
Washington	6	3	3	6	2
Winnipeg	8	3	0	3	2
<b>Totals:</b>	<b>237</b>	<b>54</b>	<b>104</b>	<b>158</b>	<b>76</b>

# 9 CLAYTON KELLER

Drafted: Arizona's 1st choice (1st round, 7th overall) in the 2016 Entry Draft

@ClaytonKeller37

claytonkeller19

**2019-20 HIGHLIGHTS**

Registered 17-27-44 in 70 regular season games...Finished second on the team in points and third in assists...Tied for third on ARI in goals...Led the Coyotes with 184 shots...His 13 power-play assists and 15 power-play points ranked first and second on the team, respectively...One of seven Coyotes to play in all 70 regular season contests...His 10 home goals ranked tied for second-most on the team...Had a three-game assist/point streak (0-4-4), Oct. 17-22...Scored a goal and tallied an assist at STL, Nov. 12...Posted a three-game point streak (1-3-4), Nov. 30 - Dec. 5...Recorded a three-game point streak (2-2-4), Dec. 8-12...Skated in his 200th career NHL game vs. CGY, Dec. 10...Scored twice and tied a franchise record with a career-high 12 shots vs. CHI, Dec. 12...Collected his second multi-goal game of the season and had an assist at DET, Dec. 19...Scored twice and had an assist at DET, Dec. 22...Recorded a season-long four-game point streak (3-3-6), Dec. 17-23...Scored two goals vs. PHI, Jan. 4...Totaled 2-1-3 vs. TBL, Feb. 22...Registered 2-1-3 vs. BUF, Feb. 29...**2020 Playoffs:** Led the team in playoff goals and points with 4-3-7 in nine games...Recorded 2-2-4 and was +3 in four QFR games vs. NSH...Earned a point in all four games...Scored in his NHL postseason debut in Game 1 of QFR at NSH, Aug. 2...Scored in Game 2 at NSH, Aug. 4...Tallied an assist in Game 5 vs. NSH, Aug. 5 and Game 4 vs. NSH, Aug. 7...Scored a goal in Game 2 of WCQF at COL, Aug. 14 and in Game 5 at COL, Aug. 19.

**2018-19 HIGHLIGHTS**

Led Arizona in scoring for the second consecutive season with 14-33-47...Played in all 82 games for the second straight year...Finished first among Coyotes in assists, GWGs (5), shots (200) and home scoring (8-16-24 in 41 contests)...Led ARI forwards in TOI (1,495:17) and PP TOI (288:55)...Represented the Coyotes at his first NHL All-Star Game in San Jose...Became the youngest player in Coyotes history to play in an All-Star Game...Collected eight multi-point games...Posted back-to-back multi-point games (3-1-4), Oct. 18-20...Scored twice at WPG, Oct. 20...Registered a six-game point streak (2-4-6), Oct. 25 - Nov. 8...Skated in his 100th NHL game at PIT, Nov. 10...Totaled 1-2-3 vs. STL, Dec. 1...Had two assists at NYR, Dec. 14 and at ANA, Dec. 29...Earned his 100th NHL point vs. PIT, Jan. 18...Became the quickest player in Coyotes history to reach his first 100 career points.

**2017-18 HIGHLIGHTS**

Registered 23-42-65 in 82 games with the Coyotes...Named a finalist for the Calder Memorial Trophy, which is awarded to the top rookie in the NHL...Led the team in scoring to become the first rookie in Arizona history to lead the team in scoring in a season...Became one of just 10 players and the first rookie in Coyotes history to reach 60 points in a season...Set the Coyotes' single-season rookie records for goals, assists, points, games played, multi-point games (14), longest point streak (10 games; Mar. 11-28, 5-9-14) and most points in a month (6-13-19 in 17 March games)...His 10-game point streak in March was also the longest point streak by an NHL rookie in 2017-18...Became the first player in Coyotes history to have three separate point streaks of seven games or more in a season...Became the first player in Coyotes history to win multiple Rookie of the Month awards in a single season...Earned the award in October and March and is one of only seven players to win the award in the history of the franchise...In October, he ranked sixth in the NHL and led all rookies in scoring with 9-6-15 in 13 games...He also set the Coyotes' rookie record for most points in a month...Registered 6-13-19 in 17 March games which set a new Arizona rookie record for points in a month and was

the most points in a month by any NHL rookie in the season...Ranked in the top five among NHL rookies in shots (1st; 212), assists (2nd; 42), power-play assists (3rd; 14), power-play goals (4th; 6), power-play points (4th; 20) and goals (5th; 23)...Scored first NHL goal at ANA, Oct. 5...Scored twice vs. DET, Oct. 12...Posted 2-1-3 vs. DAL, Oct. 19...Recorded seven-game point streak (6-5-11), Oct. 19-31...Tallied eight-game point streak (3-6-9), Dec. 14-31...Registered 1-3-4 vs. MTL, Feb. 15...Totaled 14 multi-point games.

**2016-17 HIGHLIGHTS**

Skated in three games with the Coyotes...Made his NHL debut at STL, Mar. 27...Recorded his first NHL point (assist) vs. STL, Mar. 29...Notched an assist at DAL, Apr. 4...Registered 21-24-45 in 31 games as a freshman at Boston University...Led the team in goals, points and plus-minus (+15)...Tied for the team lead in assists...Named the ACHA National Rookie of the Year, Hockey East Rookie of the Year and the New England Rookie of the Year...Selected as a New England All-Star as well as a Hockey East Second Team All-Star and named to the Hockey East All-Rookie Team...Chosen as the Hockey East Rookie of the Month three times (December, January & February)...Selected to the NCAA West Regional All-Tournament team...Led Hockey East freshmen and was second among NCAA rookies in points...Scored four SHGs, which were the most by a BU player since 2010...Recorded a 15-game point streak (11-14-25), Nov. 5 - Feb. 10...Scored his first NCAA goal at Colgate, Oct. 8...Scored two goals at Northeastern, Nov. 5...Netted two goals vs. Harvard in Beanpot title game...Scored two goals against Notre Dame, Feb. 25...Earned at least one point in all but three games.

**2015-16 HIGHLIGHTS**

Established a new U.S. NTDP record for career points (71-118-189)...Registered 37-70-107 in 62 games with U.S. National U-18 Team...Led the team in points and assists while finishing second in goals...His 107 points were the second-most in a season in NTDP history...His 70 assists were the most in a season in NTDP history.

**INTERNATIONAL CAREER**

**2019:** Collected two goals and two assists in eight games with Team USA at the World Championship in Slovakia...**2017:** Won gold with Team USA at the World Junior Championship in Montreal & Toronto...Led the team in points and assists with 3-8-11 in seven games...Finished second in assists and third in points among all players...Named to the All-Tournament team...Totaled 5-2-7 in eight games at the Men's World Championship in Paris and Cologne...**2016:** Helped USA win bronze at the U-18 World Championship in Grand Forks, North Dakota...Totaled 4-10-14 in seven contests...Led the tournament in assists and was second in points...Chosen as tournament MVP...Selected to media All-Star team...**2015:** Won gold with USA at the U-18 World Championship...Collected 4-5-9 in seven games.

**PERSONAL**

Nickname is "Kells"...Sidney Crosby was his favorite player growing up...Red Hot Chili Peppers is his favorite band... "Happy Gilmore" is his favorite movie...Enjoys golf and fishing...Winning gold at the 2017 World Junior Championship is his most memorable hockey moment...Signed an eight-year contract extension with ARI on September 4, 2019...Tiger Woods is his favorite current athlete...Pearl Jam was the best concert he has attended.

## PACK FACT

Skated in his 200th career NHL game vs. Calgary, Dec. 10, 2019

CAREER HIGHS				
Games: 82 (2x)		Goals: 23 (17-18)	Assists: 42 (17-18)	Points: 65 (17-18)
CAREER HIGHLIGHTS			FIRSTS	
MOST GOALS/GAME: 2 – 8 times (2/29/20 vs. BUF)	MOST SHOTS/GAME: 12 – 12/12/19 vs. CHI	LONGEST POINT STREAK: 10 games (3/11/18 – 3/28/18)	FIRST COYOTES GAME: 3/27/17 at STL	FIRST NHL GAME: 3/27/17 at STL
MOST ASSISTS/GAME: 3 – 2/15/18 vs. MTL	LONGEST GOAL STREAK: 3 games (3/22/18 – 3/26/18)	CAREER HAT TRICKS: None	FIRST COYOTES GOAL: 10/5/17 at ANA	FIRST NHL GOAL: 10/5/17 at ANA
MOST POINTS/GAME: 4 – 2/15/18 vs. MTL	LONGEST ASSIST STREAK: 6 games – 2 times (last 3/19/18 – 3/28/18)	MULTIPLE POINT GAMES: 30 (last 2/29/20 vs. BUF)	FIRST COYOTES ASSIST: 3/29/17 vs. STL	FIRST NHL ASSIST: 3/29/17 vs. STL
MOST PIM/GAME: 4 – 12/11/18 at BOS		TOI/G: 24:29 – 12/14/18 @ NYR		

## CAREER STATISTICS

SEASON	TEAM	LEAGUE	GP	REGULAR SEASON								PIM	PLAYOFFS				
				G	A	PTS	PP	SH	GW	+/-			GP	G	A	PTS	PIM
2014-15	U.S. National U-18 Team	NTDP	15	9	14	23	-	-	-	-	-	-	-	-	-	-	-
2015-16	U.S. National U-18 Team	NTDP	62	37	70	107	-	-	-	-	-	-	-	-	-	-	-
2016-17	Boston University	NCAA	31	21	24	45	4	4	2	15	26	-	-	-	-	-	-
	Arizona	NHL	3	0	2	2	0	0	0	-3	0	-	-	-	-	-	-
2017-18	Arizona	NHL	82	23	42	65	6	0	3	-7	24	-	-	-	-	-	-
2018-19	Arizona	NHL	82	14	33	47	1	0	5	-21	24	-	-	-	-	-	-
2019-20	Arizona	NHL	70	17	27	44	2	0	2	-6	28	9	4	3	7	0	0
FRANCHISE & NHL TOTALS			237	54	104	158	9	0	10	-37	76	9	4	3	7	0	0





Right Wing

6'0" | 202

Shoots: Right

Born: October 2, 1987

Madison, Wisconsin

Age: 33

## Career vs. NHL

TEAM	GP	G	A	PTS	PIM
Anaheim	20	9	14	23	2
Arizona	17	9	9	18	6
Boston	44	12	16	28	8
Buffalo	65	24	24	48	16
Calgary	24	7	10	17	12
Carolina	52	12	18	30	10
Chicago	21	7	5	12	10
Colorado	18	11	6	17	6
Columbus	29	13	15	28	7
Dallas	18	2	9	11	2
Detroit	28	16	17	33	12
Edmonton	24	11	14	25	6
Florida	48	14	19	33	14
Los Angeles	20	6	6	12	6
Minnesota	21	6	12	18	8
Montréal	63	21	37	58	14
Nashville	19	8	8	16	6
New Jersey	51	15	25	40	20
NY Islanders	50	22	29	51	18
NY Rangers	48	16	26	42	6
Ottawa	65	27	34	61	24
Philadelphia	49	11	23	34	20
Pittsburgh	34	11	13	24	10
San Jose	20	8	5	13	6
St. Louis	21	4	9	13	6
Tampa Bay	48	15	28	43	16
Toronto	32	9	5	14	4
Vancouver	20	8	11	19	15
Vegas	7	5	1	6	2
Washington	49	13	22	35	14
Winnipeg	41	19	20	39	14
<b>Totals:</b>	<b>1066</b>	<b>371</b>	<b>490</b>	<b>861</b>	<b>320</b>

# 81 PHIL KESSEL

Drafted: Boston's 1st choice (1st round, 5th overall) in the 2006 NHL Entry Draft  
 Acquired: From Pittsburgh with Dane Birk and a 2021 fourth round draft choice in exchange for Alex Galchenyuk and Pierre-Olivier Joseph on June 29, 2019.

@PKessel81

phil\_kessel\_81\_

**2019-20 HIGHLIGHTS**

Collected 14-24-38 in 70 games during his first season with ARI...Led the team with nine PPGs and 17 PPPs...Tied for fourth on the team in points...Second among Coyotes in PP TOI/G (3:09)...Skated in his 1,000th career NHL game at COL, Oct. 12...Scored two PPGs for his first goals with ARI vs. NSH, Oct. 17...Tallied 1-1-2 vs. COL, Nov. 2...Had a three-game assist/point streak (0-3-3), Nov. 14-18...Scored twice at PHI, Dec. 5...Recorded a season-long four-game point streak (1-5-6), Dec. 31 - Jan. 7...Collected three assists at FLA, Jan. 7...Scored 2-1-3 vs. SJS, Jan. 14...Notched two assists at WPG, Mar. 9...**2020 Playoffs:** Recorded 1-3-4 in nine games...Collected two assists in his 21st career postseason multi-point game in Game 1 of QFR at NSH, Aug. 2...Tallied an assist in Game 3 vs. NSH, Aug. 5...Scored a goal in Game 4 vs. NSH, Aug. 7.

**2018-19 HIGHLIGHTS**

Registered 27-55-82 in 82 games with PIT...Finished third on the Penguins in goals, second in assists and points...Played in all 82 games for the ninth time in his career...Tie his career high with 12 PPGs...Tied for first on PIT in PPGs...Scored a career-high 10 GWGs, which led the team...Recorded 80+ points for the fourth time in his career...Third on the team with 215 shots...Led the Penguins with 36 power-play points and 24 power-play assists...Collected 23 multi-point games...Scored his sixth career hat trick (3-0-3) vs. VGK, Oct. 11...Registered 2-2-4 vs. NYI, Dec. 6...Tallied 2-1-3 vs. DET, Dec. 27...Collected three assists at STL, Dec. 29...Scored and had two assists at MIN, Dec. 31...Had 1-2-3 at ANA, Jan. 11...Recorded his 800th NHL point vs. CGY, Feb. 16...Posted 2-1-3 vs. DET, Apr. 4...**2019 Playoffs:** Played in all four games of Eastern Conference first round vs. NYI...Totaled 1-1-2.

**2017-18 HIGHLIGHTS**

Set a career high for assists and points in a season with 34-58-92 in 82 games with the Penguins...Finished second on PIT in goals, assists and points...Ranked tied for seventh in the NHL in points...Scored 12 PPGs, which ranked third on the team...Led the Penguins with 261 shots...Tied for second on the Penguins with six GWGs...Tied for the team lead with three OT goals...Totaled seven three-point games and one four-point contest (2-2-4 vs. TBL, Nov. 25)...Earned his 700th NHL point vs. NYR, Jan. 14...Played in his 900th NHL game and scored a goal at PHI, Mar. 7...**2018 Playoffs:** Recorded 1-8-9 with six power-play points in 12 postseason games.

**2016-17 HIGHLIGHTS**

Played in all 82 games with PIT...Registered 23-47-70...Led the team in assists...Finished third on the Penguins in points and tied for third in goals...Led the Penguins with 30 power-play points...Scored eight PPGs, which were fourth most on PIT...Second on the team with 229 shots...Totaled 17 multi-point games...**2017 Playoffs:** Totaled 8-15-23 and was +12 in 25 Stanley Cup Playoff games...Helped the Penguins win their second consecutive Stanley Cup...Tied for third on the team in postseason goals and was third in points...Led PIT in postseason plus-minus...Registered 1-2-3 in Game 5 of ECQF vs. CBJ, Apr. 20...Scored twice and had an assist (2-1-3) in Game 2 of ECSF at WSH, Apr. 29...Totaled 1-2-3 in Game 5 of Stanley Cup Final vs. NSH, June 8.

**2015-16 HIGHLIGHTS**

Collected 26-33-59 and was +9 in 82 games with PIT...Scored five GWGs...Finished third on the Penguins in goals, assists and points...Led PIT with 274 shots...Tied for the team lead with 12 road goals...Recorded a career-high five points (1-4-5) at DET, Mar. 26...**2016 Playoffs:** Skated in 24 Stanley Cup Playoff games, recording 10-12-22 and was +5...Helped PIT capture the Stanley Cup...Led the Penguins in postseason goals, points, PPGs (five) and shots (98)...Scored twice vs. NYR in Game 2 of Eastern Conference First Round, Apr. 16...Tallied 2-1-3 in Game 6 of series-clinching win vs. WSH, May 10...Registered a six-game postseason point streak (6-4-10), May 7-20.

**2014-15 HIGHLIGHTS**

Registered 25-36-61 with eight PPGs in 82 games with TOR...Led the Maple Leafs in assists, points, and was second on the team in goals...Tied for the team lead with four GWGs...Led TOR with 25 power-play points...First on the team in PP TOI/G (3:42)...Had 18 multi-point games.

**2013-14 HIGHLIGHTS**

Played in all 82 games for the Maple Leafs, collecting 37-43-80 with 27 PIM...Ranked third in the League in shots (305), tied for fifth in goals and tied for sixth in points...Led TOR in games, goals, assists, points, GWGs (6) and shots...Finished second on the team with eight PPGs...Tied his career high for goals in a season...Earned his 200th career assist vs. MIN, Oct. 15...Scored his fourth career hat trick vs. ANA, Oct. 22...Selected as the NHL's Second Star of the Week on Oct. 27 after posting 5-1-6 in three games...Totaled 2-2-4 and was +4 at EDM, Oct. 29...Scored two goals and tallied his 400th NHL point vs. NYI, Nov. 19...Scored his 200th NHL goal vs. SJS, Dec. 3...Recorded a season-long seven-game point streak (6-8-14), Jan. 10-21...Scored his fifth career hat trick (3-1-4) vs. OTT, Feb. 1...Named the NHL's Second Star of the Month for January after recording 7-13-20 in 15 games...Honored as the League's Second Star of the Week on Feb. 2 after posting 3-4-7 in three games.

**2012-13 HIGHLIGHTS**

Played in all 48 games with TOR, recording 20-32-52 and 18 PIM...Finished first on the Maple Leafs in goals, assists, points, PPGs (6), GWGs (4) and shots (161)...Tied for seventh in the League in points...Selected as the NHL's Second Star of the Week on Apr. 15 after totaling 5-2-7 in three games...Skated in his 500th NHL game and registered a season-high three assists vs. NYI, Apr. 18...**2013 Playoffs:** Played in seven playoff contests with the Maple Leafs...Collected 4-2-6 and was +3...Led the team in postseason goals...Scored GWG in Game 6 of first round vs. BOS, May 12.

**2011-12 HIGHLIGHTS**

Played in 82 games with the Maple Leafs...Registered 37-45-82 with 20 PIM...Set a career high for goals...Led TOR in goals, assists, points, PPGs (10), GWGs (6), shots (295) and power-play points (23)...Ranked tied for sixth in the NHL in goals and sixth in points...Represented TOR at the 2012 NHL All-Star Game...Was one of two Maple Leafs players to play in all 82 games...Scored his first Maple Leafs hat trick and had 3-1-4 vs. OTT, Oct. 8...Named the NHL's First Star of the Week on Oct. 17 after totaling 5-3-8 in three games...Selected as NHL's First Star of the Month for October...Collected 10-8-18 in 11 games...Became the first TOR player to be named NHL Player of the Month since 1993...Played in 400th career game at BOS, Dec. 3...Registered an eight-game point streak (5-4-9), Dec. 22 - Jan. 7...Scored his career-high tying 37th goal of the season vs. BUF, Mar. 31...Matched a TOR franchise record with three assists in a period at BUF, Apr. 3.

**2010-11 HIGHLIGHTS**

Recorded 32-32-64 with 24 PIM in 82 games with TOR...Selected as a 2011 NHL All-Star...Led the Maple Leafs in goals, points, shots (325), GWGs (6), PPGs (12) and PP points (23)...Tied for first on the team in OT goals (1) and SHGs (1)...Finished second in assists...Set career highs for SHGs and shots...His 325 shots ranked fourth in the NHL...Scored his 100th NHL goal in two-goal performance at NYR, Oct. 15...Skated in his 300th career game and scored a goal vs. FLA, Oct. 26...Scored his first career SHG at BUF, Nov. 26...Notched his 200th career point with 1-1-2 at EDM, Dec. 14...Earned his 100th career assist at CAR, Jan. 24...Matched a career high with 2-2-4 at MTL, Feb. 24...Honored as the NHL's First Star of the Week on Feb. 27 with 4-4-8 in four games...Concluded the season with a 10-game point streak (4-7-11), Mar. 19 - Apr. 9.

**2009-10 HIGHLIGHTS**

Collected 30-25-55 and 21 PIM in 70 games for the Maple Leafs...Led the team in goals, points, PPGs (8), GWGs (5) and shots (297)...Tied for second on TOR in assists...His 297 shots ranked sixth in the NHL...Missed 12 games (Oct. 1-31) due to a shoulder injury...Made his Maple Leafs debut vs. TBL, Nov. 3...Recorded his first assist/point with TOR at CAR, Nov. 6...Scored first goal as a Maple Leaf and added an assist vs. DET, Nov. 7...Recorded a seven-game point streak (1-7-8), Jan. 9-21.

**2008-09 HIGHLIGHTS**

Skated in 70 games with BOS, registering 36-24-60 and 16 PIM...Established a career-high in plus-minus (+23)...Collected 14 multi-point games...Recorded a career-high 18-game point streak (14-14-28), Nov. 13 – Dec. 21)...It was the longest point streak in the NHL in 2008-09, tied him with Ed Olczyk for the longest point streak by a U.S. born player in NHL history, the fifth longest in Bruins history and the longest by a Bruin since 1996-97...Registered a career-long six-game goal streak with seven goals, Nov. 26 – Dec. 8...Named NHL's First Star for the Week ending Dec.14 after collecting 3-5-8 in four games played...Notched his 100th NHL point vs. TOR, Dec. 18...Skated in his 200th career NHL game vs. PHI, Feb. 7...Scored second career hat trick and tied his career high with four points at NYI, Apr. 12...Named the NHL's Third Star of the Week on Apr. 12 after posting 5-1-6 in three games...**2009 Playoffs:** Played in 11 postseason games with the Bruins...Posted 6-5-11 and four PIM...was +7...Ranked third on BOS in playoff points.

**2007-08 HIGHLIGHTS**

Recorded 19-18-37 and 28 PIM in 81 games with BOS...Scored first NHL hat trick and tallied 3-1-4 at LAK, Oct. 12...Scored an NHL-leading five shootout deciding goals...**2008 Playoffs:** Skated in four playoff contests with the Bruins...Tallied 3-1-4 and two PIM...Registered his first NHL playoff assist/point in his NHL postseason debut in Game 1 of ECQF at MTL, Apr. 10...Scored first career playoff goal in Game 5 at MTL, Apr. 17...Scored two goals in Game 6 vs. MTL, Apr. 19.

**2006-07 HIGHLIGHTS**

Registered 11-18-29 with 12 PIM in 70 games as a rookie with the Bruins...Ranked first among League rookies and tied for second overall with four shootout deciding goals...Made his NHL debut at FLA, Oct. 6...Tallied first NHL assist/point at TBL, Oct. 7...Scored first NHL goal vs. BUF, Oct. 21...Missed 11 games from Dec. 11 – Jan. 4 following a testicular cancer diagnosis and surgery...Won the NHL's Bill Masterton Trophy for 'perseverance, sportsmanship and dedication to hockey'.

**INTERNATIONAL CAREER**

**2014:** Represented Team USA at the Winter Olympics...Totaled 5-3-8 with four PIM in six games...Ranked tied for first in Olympics and points...Named the top forward at the Olympics...**2010:** Won a silver medal with Team USA at the Olympics...Tallied 1-1-2 with a +2 rating in six games...**2008:** Played seven games for Team USA at the IIHF World Championship...Totaled 6-4-10 with six PIM...**2007:** Represented Team USA at the IIHF World Championship...Registered 2-5-7 with six PIM in seven contests...**2006:** Played in seven games with Team USA at the IIHF World Junior Championship...Collected 1-10-11 with two PIM...Ranked first in tournament scoring...Played for Team USA at the IIHF World Championship...Had 1-1-2 with two PIM in seven games...Was the only college player on the USA team...**2005:** Collected 4-2-6 with two PIM in seven games with Team USA at the IIHF World Junior Championship.

**PERSONAL**

Nickname is "Kess"...His sister, Amanda, plays hockey and won a gold medal with Team USA at the 2018 Winter Olympics and a silver media in the 2014 winter games...Enjoys fishing and playing poker.

# PACK FACT

Scored a team-leading nine power-play goals and 17 power-play points last season

**CAREER HIGHS**

Games: 82 (9x)

Goals: 37 (2x)

Assists: 58 (17-18)

Points: 92 (17-18)

**CAREER HIGHLIGHTS****FIRSTS**

**MOST GOALS/GAME:**  
3 – 6 times (last 10/11/18 vs. VGK)#

**MOST ASSISTS/GAME:**  
4 – 3/26/16 at DET#

**MOST POINTS/GAME:**  
5 – 3/26/16 at DET#

**MOST PIM/GAME:**  
10 – 10/5/17 at CHI#

**MOST SHOTS/GAME:**  
12 – 11/23/09 vs. NYI&

**LONGEST GOAL STREAK:**  
6 games – 11/26/08 – 12/8/08\*

**LONGEST ASSIST STREAK:**  
7 games – 12/8/08 – 12/21/08\*

**LONGEST POINT STREAK:**  
18 games – 11/13/08 – 12/21/08\*

**CAREER HAT TRICKS:**  
6 – last 10/11/18 vs. VGK#

**MULTIPLE POINT GAMES:**  
215 – last 3/9/20 at WPG^

**TOI/G:**  
27:07 – 11/17/11 @ NSH&

**FIRST COYOTES GAME:**  
10/3/19 at ANA

**FIRST COYOTES GOAL:**  
10/17/19 vs. NSH

**FIRST COYOTES ASSIST:**  
10/3/19 at ANA

**FIRST NHL GAME:**  
10/6/06 at FLA\*


**FIRST NHL GOAL:**  
10/21/06 vs. BUF\*

**FIRST NHL ASSIST:**  
10/7/06 at TBL\*

\*w/BOS, &w/TOR, #w/PIT, ^w/ARI

**CAREER STATISTICS****REGULAR SEASON****PLAYOFFS**

SEASON	TEAM	LEAGUE	GP	G	A	PTS	PP	SH	GW	+/-	PIM	GP	G	A	PTS	PIM
2003-14	USNTDP	U-17	32	31	18	49	-	-	-	-	8	-	-	-	-	-
	USNTDP	NAHL	30	21	12	33	-	-	-	-	18	-	-	-	-	-
2004-05	USNTDP	U-18	31	41	32	73	-	-	-	3	16	-	-	-	-	-
	USNTDP	NAHL	14	11	14	25	5	0	2	0	21	-	-	-	-	-
2005-06	Minnesota	NCAA	39	18	33	51	-	-	-	24	28	-	-	-	-	-
2006-07	Boston	NHL	70	11	18	29	1	0	0	-12	12	-	-	-	-	-
	Providence	AHL	2	1	0	1	0	0	0	0	2	-	-	-	-	-
2007-08	Boston	NHL	82	19	18	37	5	0	3	-6	28	4	3	1	4	2
2008-09	Boston	NHL	70	36	24	60	8	0	6	23	16	11	6	5	11	4
2009-10	Toronto	NHL	70	30	25	55	8	0	5	-8	21	-	-	-	-	-
2010-11	Toronto	NHL	82	32	32	64	12	1	6	-20	24	-	-	-	-	-
2011-12	Toronto	NHL	82	37	45	82	10	0	6	-10	20	-	-	-	-	-
2012-13	Toronto	NHL	48	20	32	52	6	0	4	-3	18	7	4	2	6	2
2013-14	Toronto	NHL	82	37	43	80	8	0	6	-5	27	-	-	-	-	-
2014-15	Toronto	NHL	82	25	36	61	8	0	4	-34	30	-	-	-	-	-
2015-16	Pittsburgh	NHL	82	26	33	59	4	0	5	9	18	24	10	12	22	4
2016-17	Pittsburgh	NHL	82	23	47	70	8	0	4	3	20	25	8	15	23	2
2017-18	Pittsburgh	NHL	82	34	58	92	12	0	6	-4	36	12	1	8	9	2
2018-19	Pittsburgh	NHL	82	27	55	82	12	0	10	-19	28	4	1	1	2	2
2019-20	Arizona	NHL	70	14	24	38	9	0	2	-21	22	9	1	3	4	4
<b>Franchise Totals</b>			<b>70</b>	<b>14</b>	<b>24</b>	<b>38</b>	<b>9</b>	<b>0</b>	<b>2</b>	<b>-21</b>	<b>22</b>	<b>9</b>	<b>1</b>	<b>3</b>	<b>4</b>	<b>4</b>
<b>NHL Totals</b>			<b>1,066</b>	<b>371</b>	<b>490</b>	<b>861</b>	<b>111</b>	<b>1</b>	<b>67</b>	<b>-107</b>	<b>320</b>	<b>96</b>	<b>34</b>	<b>47</b>	<b>81</b>	<b>22</b>



Goalie

6'5" | 215

Catches: Left

Born: May 5, 1990

Saskatoon, Saskatchewan

Age: 30

## Career vs. NHL

TEAM	GP	W-L-T-OT	SO	GA	GAA	SV%
ANA	8	3-5-0-0	0	21	2.71	.911
ARI	6	4-0-0-2	2	7	1.16	.955
BOS	5	0-5-0-0	0	13	2.64	.893
BUF	3	1-1-0-0	0	7	3.28	.885
CGY	7	4-2-0-1	2	12	1.83	.942
CAR	2	0-1-0-0	0	9	5.57	.824
CHI	8	4-2-0-1	1	17	2.38	.918
COL	8	4-1-0-2	3	13	1.80	.931
CBJ	6	2-3-0-1	0	13	2.17	.932
DAL	15	8-4-0-3	1	43	2.94	.913
DET	5	2-2-0-1	0	11	2.56	.904
EDM	13	8-1-0-4	1	28	2.11	.927
FLA	6	2-3-0-0	1	14	2.46	.919
LAK	11	4-4-0-2	1	24	2.38	.923
MIN	4	1-3-0-0	1	13	3.35	.894
MTL	5	2-2-0-0	0	11	2.49	.902
NSH	9	5-2-0-1	1	20	2.39	.920
NJD	6	0-4-0-2	0	13	2.26	.917
NYI	7	1-4-0-1	0	19	3.11	.893
NYR	5	4-1-0-0	1	12	2.40	.906
OTT	5	4-1-0-0	0	11	2.13	.933
PHI	5	2-2-0-1	0	16	3.22	.901
PIT	3	0-2-0-1	0	10	3.28	.886
SJS	12	5-3-0-3	1	31	2.70	.908
STL	7	3-2-0-0	0	14	2.39	.926
TBL	5	2-2-0-0	0	10	2.31	.915
TOR	6	3-2-0-0	1	9	1.98	.927
VAN	16	9-5-0-1	1	36	2.34	.922
VGK	7	3-1-0-2	0	13	1.88	.948
WSH	2	1-1-0-0	0	4	2.02	.939
WPG	8	5-1-0-0	0	20	3.15	.910
TOT	215	96-72-0-29	18	494	2.46	.918

# 35 DARCY KUEMPER

Drafted: Minnesota's 5th choice (6th round, 161st overall) in the 2009 Entry Draft  
 Acquired: From Los Angeles in exchange for Tobias Rieder and Scott Wedgewood on February 21, 2018

@dkuempers35

kuempers35

**2019-20 HIGHLIGHTS**

Registered a 2.22 GAA and a .928 SV% with a 16-11-2 record in 29 appearances...Ranked fourth in the NHL in GAA and third in SV%...Selected to represent the Coyotes on the Pacific Division team at the 2020 NHL All-Star Game...Did not participate due to injury...Went 10-4-1 with a 2.10 GAA and a .931 SV% in 15 road games...Made 37 saves in win vs. VGK, Oct. 10...Stopped 38 of 40 shots in win at WPG, Oct. 15...Allowed two goals or less for the 12th consecutive game to set a franchise record vs. NSH, Oct. 17...Made 33 saves for his first shutout of the season vs. COL, Nov. 2...Played in his 200th career NHL Game and earned his second shutout of the season vs. CGY, Nov. 16...Made 28 saves in win at PHI, Dec. 5...Had 28 saves in win vs. CHI, Dec. 12...Missed 28 games due to a lower body injury...Had 26 saves in win at VAN, Mar. 4...**2020 Playoffs:** Started all nine postseason games for the Coyotes...Made 152 saves on 163 shots in the QFR series...Led the NHL in saves at the end of the qualifying round/round robin play...Stopped 40 of 43 shots in Game 1 win at NSH, Aug. 2...Made 39 saves on 40 shots in Game 3 win vs. NSH, Aug. 5...Registered 19 saves in the first period of Game 3, which set a then Coyotes/Jets franchise record for most in a postseason period...Recorded a season and postseason career-high 48 saves on 52 shots in series-clinching win in Game 4 vs. NSH, Aug. 7...Stopped 49 of 51 shots to win Game 3 of the WCQF vs. COL, Aug. 15...Recorded 20 saves in the first period on Aug. 15, setting a new franchise record for saves in a postseason period...His 49 saves also tied his career high for saves in a game.

**2018-19 HIGHLIGHTS**

Appeared in 55 games with the Coyotes...Finished the season with a 27-20-8 record, 2.33 GAA and a .925 SV%...Registered a career-high five shutouts...Finished tied for fifth in Vezina Trophy voting...Set career highs in games played/starts, wins, SV%, shots faced (1,677), saves (1,551) and MIN (3,251)...Finished seventh in the NHL in SV% and sixth in GAA...Stopped 45 of 46 shots in win vs. NSH, Nov. 15...Recorded 23 saves in his first shutout of the season vs. NYR, Jan. 6...Made 41 saves on 43 shots in win at VGK, Feb. 12...Registered 22 saves in shutout vs. TOR, Feb. 16...Won a career-high seven consecutive games (Feb. 16 - Mar. 2)...Collected 30 saves in shutout vs. CGY, Mar. 7...Stopped all 31 shots faced in shutout vs. CHI, Mar. 26...Made 39 saves in shutout vs. MIN, Mar. 31...Named the NHL's Third Star of the Week on Mar. 31...Posted a 2-0-1 record with a 0.65 GAA, a .979 SV% and a 2-0-1 record during the week...He went 227:15 without allowing an even-strength goal from Mar. 24 - Apr. 2...Won a career-best seven straight games (Feb. 16 - Mar. 2)...Started a career-high 22 consecutive games (Feb. 19 - Apr. 4)...Posted a 22-9-6 record with a .933 SV% and a 2.05 GAA since the start of 2019...His 22 wins were the third-most in the NHL while his 37 starts were the most among all goaltenders since the beginning of the new year.

**2017-18 HIGHLIGHTS**

Registered a 2.52 GAA and a .920 SV% with a 12-7-5 record in 29 games with the Kings and Coyotes...Totaled four shutouts...Began the season with LAK...Posted a 10-1-3 mark with a 2.10 GAA and a .932 SV% in 19 appearances...Made 23 saves in his first win as a King vs. NYI, Oct. 15...Stopped all 24 shots in a shutout win vs. FLA, Nov. 18...Stopped 39 of 40 shots in win at STL, Dec. 1...Registered shutouts in back-to-back appearances at DAL, Jan. 30 and vs. ARI, Feb. 3...Traded to ARI on Feb. 21...Had a 3.22 GAA and an .899 SV% in 10 games with the Coyotes...Made 16 saves to earn his first win with ARI at VAN, Mar. 7...Collected 27 saves in his fourth shutout of the season vs. VAN, Mar. 11...Recorded a career-high 43 saves on 46 shots at FLA, Mar. 24.

**2016-17 HIGHLIGHTS**

Appeared in 18 games, including 17 starts with MIN...Registered a 3.13 GAA, .902 SV% and an 8-5-3 record...Made 41 saves in win at EDM, Jan. 31.

**2015-16 HIGHLIGHTS**

Posted a 2.43 GAA and .915 SV% in 21 appearances with the Wild...Had two shutouts...Won three straight starts, Dec. 12-22...Stopped all 25 shots in shutout win at SJS, Dec. 12...Made 32 saves in shutout at LAK, Jan. 21.

**2014-15 HIGHLIGHTS**

Appeared in 31 games and made 28 starts with MIN...Registered a then career-best 14 wins (14-12-2)...Finished the season with a 2.60 GAA, .905 SV% and three shutouts...Recorded a shutout in three of his first four starts of the season...Stopped 16 shots in shutout vs. COL, Oct. 9...Made 30 saves in shutout at COL, Oct. 11...Tallied 26 saves in shutout vs. ARI, Oct. 23...Notched 41 saves in win at DAL, Nov. 28...Also appeared in five games with Iowa (AHL), posting a 3.22 GAA and an .891 SV%...**2015 Playoffs:** Stopped all nine shots faced in Game 4 of WCQF vs. STL, Apr. 22.

**2013-14 HIGHLIGHTS**

Posted a 12-8-4 record, 2.43 GAA, .915 SV% and two shutouts in 26 games with MIN...Tallied 23 saves in his first NHL shutout at NSH, Jan. 12...Won five straight starts from Feb. 4 - Mar. 3...Made 21 saves in shutout at EDM, Feb. 27...Also appeared in 17 games with Iowa, totaling a 2.47 GAA and .929 SV%...**2014 Playoffs:** Had a 3-1 record with a 2.03 GAA and .913 SV% in six Stanley Cup Playoff games...Earned his first career NHL postseason win and shutout with a 22-save performance in Game 3 of WCQF vs. COL, Apr. 21.

**2012-13 HIGHLIGHTS**

Appeared in six games with MIN...Registered a 2.08 GAA and .916 SV%...Made 28 saves in his NHL debut at VAN, Feb. 12...Earned his first NHL win by stopping 29 of 31 shots vs. DET, Feb. 17...Owned a 13-8-4 record with a 1.88 GAA and .934 SV% in 21 games with Houston (AHL)...**2013 Playoffs:** Made Stanley Cup Playoffs debut in Game 4 of WCQF vs. CHI, May 7, stopping 16 of 18 shots in relief...Made 13 saves in Game 5 at CHI, May 9.

**INTERNATIONAL**

**2018:** Represented Team Canada at the IIHF World Championship in Denmark...Had a 2.48 GAA and .867 SV% in seven games.

**PERSONAL**

Nickname is "Kuempers"...Enjoys football and is a Dallas Cowboys fan...Eminem is his favorite music artist...Game of Thrones is his favorite TV show...Patrick Roy was his favorite player growing up...Has a German Shepherd named Rogue.

## PACK FACT

Selected to the Pacific Division team for the 2020 NHL All-Star Game

CAREER HIGHS				
Games: 55 (18-19)		Wins: 27 (18-19)		GAA: 2.08 (12-13)
SV%: .928 (19-20)		CAREER HIGHLIGHTS		
FIRSTS		CAREER HIGHLIGHTS		
MOST CONSECUTIVE STARTS: 22 – 2/19/19 – 4/4/19#		MOST SAVES IN A SHUTOUT: 39 – 3/31/19 vs. MIN#		LONGEST WINNING STREAK: 7 games – 2/16/19 – 3/2/19#
MOST SHOTS FACED/GAME: 46 – 2 times (last 11/15/18 vs. NSH)#		CAREER SHUTOUTS: 18 – last 11/16/19 vs. CGY#		LONGEST SHUTOUT STREAK: 193:58 – 1/24/18 – 2/7/18*
MOST SAVES/GAME: 45 – 11/15/18 vs. NSH#		PENALTY SHOTS: 1/2		FIRST COYOTES GAME: 2/25/18 vs. VAN#
				FIRST COYOTES WIN: 3/7/18 at VAN#
				FIRST COYOTES SHUTOUT: 3/11/18 vs. VAN#
				FIRST NHL GAME: 2/12/13 at VAN^
				FIRST NHL WIN: 2/17/13 vs. DET^
				FIRST NHL SHUTOUT: 1/12/14 at NSH^

^w/MIN, \*w/LAK, #w/ARI

## CAREER STATISTICS

SEASON	TEAM	LEAGUE	REGULAR SEASON							PLAYOFFS						
			GP	MIN	GA	SO	SV%	GAA	W-L-T-OT	GP	MIN	GA	SO	SV%	GAA	W-L
2008-09	Red Deer	WHL	55	3167	156	3	.898	2.96	21-25-8	-	-	-	-	-	-	-
2009-10	Red Deer	WHL	61	3236	147	3	.908	2.73	28-23-4	2	61	6	0	.806	5.86	0-2-0
	Houston	AHL	4	199	8	0	.886	2.41	2-1-0	-	-	-	-	-	-	-
2010-11	Red Deer	WHL	62	3685	114	13	.933	1.86	45-12-5	7	403	19	0	.896	2.83	4-3-0
2011-12	Houston	AHL	19	1070	42	1	.923	2.36	6-6-0	-	-	-	-	-	-	-
2012-13	Houston	AHL	21	1210	38	4	.934	1.88	13-8-0	2	119	3	1	.957	1.51	1-1-0
	Minnesota	NHL	6	288	10	0	.916	2.08	1-2-0	2	73	4	0	.879	3.27	0-0-0
2013-14	Iowa	AHL	17	997	41	1	.929	2.47	7-10-0	-	-	-	-	-	-	-
	Minnesota	NHL	26	1,480	60	2	.915	2.43	12-8-4	6	325	11	1	.913	2.03	3-1-0
2014-15	Iowa	AHL	5	279	15	1	.891	3.22	2-3-0	-	-	-	-	-	-	-
	Minnesota	NHL	31	1,569	68	3	.905	2.60	14-12-2	1	23	0	0	1.000	0.00	0-0-0
2015-16	Minnesota	NHL	21	1,063	43	2	.915	2.43	6-7-5	-	-	-	-	-	-	-
2016-17	Minnesota	NHL	18	1,053	55	0	.902	3.13	8-5-3	-	-	-	-	-	-	-
2017-18	Los Angeles	NHL	19	999	35	3	.932	2.10	10-1-3	-	-	-	-	-	-	-
	Arizona	NHL	10	597	32	1	.899	3.22	2-6-2	-	-	-	-	-	-	-
2018-19	Arizona	NHL	55	3,252	126	5	.925	2.33	27-20-8	-	-	-	-	-	-	-
2019-20	Arizona	NHL	29	1,754	65	2	.928	2.22	16-11-2	9	502	29	0	.913	3.47	4-5-0
FRANCHISE TOTALS			94	5,601	223	8	.923	2.39	45-37-12	9	502	29	0	.913	3.47	4-5-0
NHL TOTALS			215	12,055	494	18	.918	2.46	96-72-29	18	924	44	1	.913	2.86	7-6-0





Center

5'11" | 204

Shoots: Left

Born: July 25, 1992

Lau, Sweden

Age: 28

## Career vs. NHL

TEAM	GP	G	A	PTS	PIM
Anaheim	9	2	2	4	8
Arizona	10	0	1	1	2
Boston	20	1	2	3	15
Buffalo	0	0	0	0	0
Calgary	10	2	1	3	4
Carolina	12	4	3	7	16
Chicago	6	1	1	2	4
Colorado	9	1	3	4	10
Columbus	15	0	1	1	2
Dallas	10	0	1	1	0
Detroit	24	1	4	5	10
Edmonton	11	1	1	2	0
Florida	20	2	3	5	25
Los Angeles	9	1	2	3	4
Minnesota	9	2	1	3	0
Montréal	16	1	1	2	6
Nashville	10	0	1	1	4
New Jersey	17	1	4	5	2
NY Islanders	15	2	0	2	2
NY Rangers	15	2	1	3	0
Ottawa	20	0	4	4	6
Philadelphia	14	1	3	4	9
Pittsburgh	16	0	2	2	6
San Jose	8	1	1	2	11
St. Louis	9	2	1	3	0
Tampa Bay	20	0	2	2	22
Toronto	19	5	8	13	8
Vancouver	11	1	3	4	4
Vegas	4	0	0	0	0
Washington	16	3	0	3	10
Winnipeg	9	1	2	3	0
<b>Totals:</b>	<b>393</b>	<b>38</b>	<b>59</b>	<b>97</b>	<b>190</b>

# 22 JOHAN LARSSON

Drafted: Minnesota's third choice (2nd round, 56th overall) in the 2010 NHL Entry Draft

Acquired: Signed to a two-year contract on October 10, 2020

Jlarssonofficial

## 2019-20 HIGHLIGHTS

Recorded a career-high 6-12-18 in 62 contests with the Sabres...Ranked fourth on the team with a career-best plus-eight rating...Tied his career high for points in a game with 0-3-3 vs. NJD, Dec. 2...Had four multi-point games...Finished second among Sabres in faceoffs (668) and faceoff wins (322) while leading the team in shorthanded faceoff wins (58).

## 2018-19 HIGHLIGHTS

Registered 6-8-14 in 73 games with BUF...The Sabres went 4-1-1 in games when he scored a goal...Scored his second career SHG vs. VAN, Dec. 29...Established new career highs in faceoffs (993) and faceoffs won (503)...Ranked second among regular Sabres centers in both.

## 2017-18 HIGHLIGHTS

Skated in a career-high 80 games with BUF...Registered 4-13-17 and a career-high 49 PIM...Scored his first career SHG at VAN, Jan. 25.

## 2016-17 HIGHLIGHTS

Played in 36 games with the Sabres, totaling 6-5-11...Posted a career-high six shots vs. CGY, Nov. 21.

## 2015-16 HIGHLIGHTS

Tallied 10-7-17 with five GWGs in 74 games with BUF...Set NHL career highs in goals, GWGs and shots (95)...Played in his 100th NHL game at BOS, Dec. 26...Scored twice vs. TOR, Mar. 31.

## 2014-15 HIGHLIGHTS

Registered 6-10-16 with 12 PIM in 39 games with the Sabres...Scored his first NHL goal vs. COL, Dec. 20...Collected a career-high 1-2-3 at TOR, Mar. 11...Skated in a career-high 23:10 vs. WSH, Mar. 16...Scored his first career PPG vs. CHI, Apr. 3...Posted 15-25-40 in 44 appearances with Rochester...Led Americans skaters in points/game (.91) and plus-minus (+12)...Tied for second on the team with 15 goals, and ranked third with 40 points.

## 2013-14 HIGHLIGHTS

Played in 28 games with BUF...Had four assists and 19 PIM...Made his Sabres debut vs. OTT, Oct. 4...Recorded his first NHL assist/point vs. ANA, Nov. 2...Skated in a season-high 18:51 vs. PHX, Dec. 23...Recorded 15-26-41 in 51 contests with Rochester...Scored five PPGs.

## 2012-13 HIGHLIGHTS

Made his NHL debut with MIN vs. DET, Feb. 17...Totaled 15-22-37 with six PPGs and four GWGs in 62 games with Houston (AHL)...Acquired by the Sabres on Apr. 3, 2013 along with goaltender Matt Hackett, a first-round selection in the 2013 NHL Entry Draft and a second-round selection in the 2014 NHL Entry Draft in exchange for forward Jason Pominville and a fourth-round selection in the 2014 NHL Entry Draft...Played in seven regular season games with Rochester, collecting 1-3-4...Tallied three assists in three games in the Calder Cup Playoffs.

## INTERNATIONAL

**2018:** Won a gold medal with Sweden at the IIHF World Championship in Denmark...**2012:** Played with Sweden at the IIHF World Championship...Totaled two assists in seven games...Served as Sweden's captain at the IIHF World Junior Championship in Alberta...Registered six assists in six games to help Sweden win gold...**2011:** Recorded 1-3-4 in six contests at the IIHF World Junior Championship in Buffalo...**2010:** Finished second in scoring as Sweden's captain at the IIHF U18 World Junior Championship in Minsk...Collected 6-8-14 in five games...Earned a silver medal and named to the tournament's All-Star team.

## PERSONAL

Nickname is "Larry"... His dream golf foursome would include Tiger Woods, Mark Wahlberg and Conor McGregor...Red Hot Chili Peppers is his favorite music artist...His favorite gift was his first set of hockey gloves.



## PACK FACT


Posted a career-high 18 points and plus-8 rating with Buffalo in 2019-20

CAREER HIGHS				
Games: 80 (17-18)		Goals: 10 (15-16)		Assists: 13 (17-18)
				Points: 18 (19-20)
CAREER HIGHLIGHTS			FIRSTS	
MOST GOALS/GAME: 2 – 3/31/16 vs. TOR^	MOST SHOTS/GAME: 6 – 11/21/16 vs. CGY^	LONGEST POINT STREAK: 4 games – 3/29/16 – 4/5/16^	FIRST COYOTES GAME: -	FIRST NHL GAME: 2/17/13 vs. DET*
MOST ASSISTS/GAME: 3 – 12/2/19 vs. NJD^	LONGEST GOAL STREAK: 2 games – 3 times (last 12/8/19 – 12/10/19)^	CAREER HAT TRICKS: -	FIRST COYOTES GOAL: -	FIRST NHL GOAL: 12/20/14 vs. COL^
MOST POINTS/GAME: 3 – 2 times (last 12/2/19 vs. NJD)^	LONGEST ASSIST STREAK: 3 games – 3/23/15 – 3/28/15^	MULTIPLE POINT GAMES: 12 – last 2/16/20 vs. TOR^	FIRST COYOTES ASSIST: -	FIRST NHL ASSIST: 11/2/13 vs. ANA^
MOST PIM/GAME: 17 – 2/1/18 vs. FLA^		TOI/G: 23:10 – 3/16/15 vs. WSH		

^w/BUF, \*w/ MIN

## CAREER STATISTICS

SEASON	TEAM	LEAGUE	GP	REGULAR SEASON								PLAYOFFS				
				G	A	PTS	PP	SH	GW	+/-	PIM	GP	G	A	PTS	PIM
2010-11	Brynäs Jr.	SWE-Jr.	10	6	9	15	-	-	-	-	8	1	0	0	0	0
	Brynäs	SHL	43	4	4	8	0	0	0	3	18	5	0	2	2	4
2011-12	Brynäs	SHL	49	12	24	36	8	0	3	-10	34	16	2	8	10	16
2012-13	Houston	AHL	62	15	22	37	6	1	4	0	38	-	-	-	-	-
	Rochester	AHL	7	1	3	4	0	0	0	-2	2	3	0	3	3	6
	Minnesota	NHL	1	0	0	0	0	0	0	0	0	-	-	-	-	-
2013-14	Rochester	AHL	51	15	26	41	5	0	2	7	75	5	1	2	3	4
	Buffalo	NHL	28	0	4	4	0	0	0	0	19	-	-	-	-	-
2014-15	Rochester	AHL	44	15	25	40	3	0	1	12	38	-	-	-	-	-
	Buffalo	NHL	39	6	10	16	1	0	0	0	12	-	-	-	-	-
2015-16	Buffalo	NHL	74	10	7	17	1	0	5	-4	27	-	-	-	-	-
2016-17	Buffalo	NHL	36	6	5	11	1	0	2	-7	20	-	-	-	-	-
2017-18	Buffalo	NHL	80	4	13	17	0	1	0	-30	49	-	-	-	-	-
2018-19	Buffalo	NHL	73	6	8	14	0	1	0	-8	37	-	-	-	-	-
2019-20	Buffalo	NHL	62	6	12	18	0	0	0	8	26	-	-	-	-	-
NHL Totals			393	38	59	97	3	2	7	-41	190	-	-	-	-	-



## Defense

6'2" | 201

Shoots: Right

Born: April 6, 1994

Moscow, Russia

Age: 26

### Career vs. NHL

TEAM	GP	G	A	PTS	PIM
Anaheim	6	0	1	1	0
Arizona	0	0	0	0	0
Boston	3	0	0	0	0
Buffalo	3	0	0	0	2
Calgary	6	0	0	0	4
Carolina	3	0	0	0	0
Chicago	2	0	0	0	0
Colorado	2	0	1	1	0
Columbus	2	0	1	1	2
Dallas	3	0	2	2	0
Detroit	1	0	0	0	0
Edmonton	4	0	0	0	0
Florida	3	0	0	0	0
Los Angeles	3	0	0	0	0
Minnesota	2	0	0	0	0
Montréal	4	0	0	0	2
Nashville	2	0	0	0	0
New Jersey	3	0	0	0	2
NY Islanders	4	0	0	0	0
NY Rangers	2	0	0	0	0
Ottawa	3	0	0	0	4
Philadelphia	2	0	1	1	0
Pittsburgh	3	0	0	0	0
San Jose	5	0	1	1	4
St. Louis	4	0	0	0	7
Tampa Bay	2	0	1	1	0
Toronto	3	0	0	0	0
Vancouver	4	0	0	0	4
Vegas	4	0	0	0	0
Washington	2	0	0	0	0
Winnipeg	2	0	0	0	0
<b>Totals:</b>	<b>92</b>	<b>0</b>	<b>8</b>	<b>8</b>	<b>31</b>

# 46 ILYA LYUBUSHKIN

Drafted: Not drafted

Acquired: Signed as a free agent, May 23, 2018

lyubushkin46

### 2019-20 HIGHLIGHTS

Skated in 51 games with ARI...Collected four assists and 41 shots...Was +4...Ranked second on ARI and first among team defensemen with 151 hits...Matched his NHL career high for assists/points in a season...Set a new NHL career high for games played, shots and PIM (18)...Recorded an assist vs. CBJ, Nov. 7...Had an assist vs. PHI, Jan. 4...Collected an assist at DAL, Feb. 19...Registered an assist, skated in a career-high 19:30 and had three shots vs. TBL, Feb. 22.

### 2018-19 HIGHLIGHTS

Registered 0-4-4 with 13 PIM in 41 games as a rookie with the Coyotes...Finished third among NHL rookies with 150 hits...Made his NHL debut vs. ANA, Oct. 6...Skated in a season-high 18:45 vs. BOS, Nov. 17...Earned his first NHL assist/point 12/22/18 vs. COL.

### 2017-18 HIGHLIGHTS

Skated in 50 games with Lokomotiv Yaroslavl (KHL)...Totaled 3-6-9 and was +14...Led the team with 73 PIM...Scored one PPG...Averaged 18:57 TOI/G...Had 104 hits and 76 blocked shots...Scored a goal and had four PIM in nine postseason contests.

### 2016-17 HIGHLIGHTS

Appeared in 60 games with Lokomotiv Yaroslavl, collecting 3-4-7 and a +4 rating...Totaled 69 PIM...Tied his career high for games played...Scored one GWG...Posted 78 hits and 59 blocked shots...Had one assist and 26 PIM in 15 playoff games.

### 2015-16 HIGHLIGHTS

Registered 4-7-11 and a +15 rating in 55 contests with Lokomotiv Yaroslavl...Set KHL career highs in goals, assists, points and plus-minus...Tallied 68 PIM...Scored two GWGs...Blocked 61 shots and recorded 96 hits...Skated in five playoff games.

### 2014-15 HIGHLIGHTS

Skated in 60 games with Lokomotiv Yaroslavl...Posted 1-6-7 and a +4 rating...Collected a career-high 107 hits...Notched eight PIM in six postseason appearances.

### 2013-14 HIGHLIGHTS

Recorded 1-1-2 and 18 PIM in 32 regular season games with Lokomotiv Yaroslavl...Totaled 47 PIM in 18 playoff contests.

### INTERNATIONAL

**2014:** Represented Russia at the U20 World Junior Championship...Tallied four assists and six PIM in seven games to help Russia win a bronze medal.

### PERSONAL

Nicknames are "Lyubi" and "Bush"...The Scorpions are his favorite band...Enjoys barbecuing, soccer and fishing...Wears #46 for his birthday month (4) and day (6)...Karel Rachunek was his hockey idol growing up...His favorite sports team is Lokomotiv Moscow...He and his wife, Diana, have sons, Matvei and Miroslav.

## PACK FACT

Led team defensemen with 151 hits last season

CAREER HIGHS				
Games: 51 (19-20)		Goals: -	Assists: 4 (2x)	Points: 4 (2x)
CAREER HIGHLIGHTS			FIRSTS	
MOST GOALS/GAME: -	MOST SHOTS/GAME: 4 – 2 times (last 2/16/19 vs. TOR)	LONGEST POINT STREAK: -	FIRST COYOTES GAME: 10/6/18 vs. ANA	FIRST NHL GAME: 10/6/18 vs. ANA
MOST ASSISTS/GAME: 1 – 8 times (last 2/22/20 vs. TBL)	LONGEST GOAL STREAK: -	CAREER HAT TRICKS: -	FIRST COYOTES GOAL: -	FIRST NHL GOAL: -
MOST POINTS/GAME: 1 – 8 times (last 2/22/20 vs. TBL)	LONGEST ASSIST STREAK: -	MULTIPLE POINT GAMES: -	FIRST COYOTES ASSIST: 12/22/18 vs. COL	FIRST NHL ASSIST: 12/22/18 vs. COL
MOST PIM/GAME: 5 – 3/12/19 at STL		TOI/G: 19:30 – 2/22/20 vs. TBL		

## CAREER STATISTICS

SEASON	TEAM	LEAGUE	GP	REGULAR SEASON								PIM	PLAYOFFS				
				G	A	PTS	PP	SH	GW	+/-			GP	G	A	PTS	PIM
2011-12	Kuznetskie Medvedi	MHL	26	0	1	1	-	-	-	-1	34	-	-	-	-	-	-
	Loko Yaroslavl	MHL	21	3	1	4	-	-	-	4	26	3	1	0	1	2	
2012-13	Lokomotiv Yaroslavl-2	VHL	42	1	4	5	-	-	-	6	26	5	1	0	1	4	
	Loko Yaroslavl	MHL	4	0	0	0	-	-	-	3	0	-	-	-	-	-	-
2013-14	Lokomotiv Yaroslavl	KHL	32	1	1	2	0	0	0	0	18	18	0	0	0	0	47
	Loko Yaroslavl	MHL	11	1	1	2	-	-	-	10	36	-	-	-	-	-	-
2014-15	Lokomotiv Yaroslavl	KHL	60	1	6	7	0	0	0	4	30	6	0	0	0	0	8
2015-16	Lokomotiv Yaroslavl	KHL	55	4	7	11	0	0	2	15	68	5	0	0	0	0	0
2016-17	Lokomotiv Yaroslavl	KHL	60	3	4	7	0	0	1	4	69	15	0	1	1	1	26
2017-18	Lokomotiv Yaroslavl	KHL	50	3	6	9	1	0	0	14	73	9	1	0	1	1	4
2018-19	Arizona	NHL	41	0	4	4	0	0	0	-9	13	-	-	-	-	-	-
2019-20	Arizona	NHL	51	0	4	4	0	0	0	4	18	-	-	-	-	-	-
FRANCHISE & NHL Totals			92	0	8	8	0	0	0	-5	31	-	-	-	-	-	-



## Defense

6'0" | 182

Shoots: Left

Born: June 25, 1992

Dearborn Heights, Michigan

Age: 28

### Career vs. NHL

TEAM	GP	G	A	PTS	PIM
Anaheim	10	0	0	0	2
Arizona	5	0	1	1	0
Boston	6	0	0	0	2
Buffalo	3	2	1	3	0
Calgary	10	2	2	4	2
Carolina	6	0	0	0	2
Chicago	8	0	2	2	0
Colorado	8	0	1	1	0
Columbus	4	1	2	3	0
Dallas	6	0	3	3	0
Detroit	6	0	1	1	0
Edmonton	10	3	1	4	2
Florida	5	0	0	0	0
Los Angeles	11	1	2	3	4
Minnesota	10	0	4	4	4
Montréal	4	0	0	0	0
Nashville	7	0	1	1	0
New Jersey	5	0	0	0	0
NY Islanders	5	0	2	2	0
NY Rangers	3	1	2	3	2
Ottawa	6	1	2	3	0
Philadelphia	4	1	0	1	4
Pittsburgh	4	0	0	0	2
San Jose	11	0	1	1	0
St. Louis	10	0	3	3	4
Tampa Bay	5	1	0	1	4
Toronto	5	0	4	4	0
Vancouver	11	0	1	1	0
Vegas	6	1	2	3	0
Washington	5	0	1	1	0
Winnipeg	10	0	1	1	0
<b>Totals:</b>	<b>209</b>	<b>14</b>	<b>40</b>	<b>54</b>	<b>34</b>

# 82 JORDAN OESTERLE

Drafted: Not Drafted

Acquired: From Chicago with Vincent Hinostroza, Marian Hossa and Chicago's 2019 3rd round draft choice in exchange for Marcus Kruger, Jordan Maletta, Andrew Campbell, MacKenzie Entwistle and Arizona's 2019 5th round draft choice.

@joesty15

joest15

### 2019-20 HIGHLIGHTS

Totaled 3-10-13 in 58 games with the Coyotes...Averaged 17:01 TOI/G...Scored vs. PHI, Jan. 4...Skated in a season-high 24:46 vs. EDM, Feb. 4...Scored a goal at OTT, Feb. 13...Played in his 200th NHL game vs. WSH, Feb. 15...Collected 1-1-2 vs. BUF, Feb. 29...**2020 Playoffs:** Totaled 1-3-4 in nine Stanley Cup Playoff games...Made his NHL postseason debut in Game 1 of QFR at NSH, Aug. 2...Earned his first NHL postseason assist/point in Game 2 of QFR at NSH, Aug. 4...Scored his first career playoff goal in Game 4 of QFR vs. NSH, Aug. 7...Finished the QFR second among ARI defensemen in points and tied for the team lead in plus-minus (+3)...Had two assists in five WCQF games against COL.

### 2018-19 HIGHLIGHTS

Played in 71 games in his first season with Arizona...Totaled 6-14-20 with 12 PIM...Scored three PPGs...Established career highs in games played, goals, assists, points, PIM and PPGs...Finished second among ARI defensemen in goals...Totaled seven power-play points (3-4-7)...Skated in his 100th NHL game at LAK, Dec. 4...Posted 1-1-2 at EDM, Jan. 12...Had two assists at TOR, Jan. 20...Skated in a season-high 25:15 at NSH, Feb. 5...Recorded a career-high five-game point streak (2-4-6) from Feb. 4-12...Totaled 1-1-2 vs. CBJ, Feb. 7.

### 2017-18 HIGHLIGHTS

Registered 5-10-15 with eight PIM in 55 games with CHI...Had a career-high 99 shots...Ranked second among CHI defensemen in TOI/G (20:31) and tied for third in goals...Led Blackhawks blueliners with four road goals...Skated in 15:01 in his CHI debut vs. EDM, Oct. 19...Scored his first NHL goal/PPG at EDM, Dec. 29...Posted 1-1-2 at CGY, Dec. 31...Recorded a career-long three-game point streak (2-2-4), Dec. 29 - Jan. 3...Tied his career high with two assists at OTT, Jan. 9...Skated in a season-high 26:06 vs. CGY, Feb. 6.

### 2016-17 HIGHLIGHTS

Skated in two games with the Oilers...Recorded AHL career highs in assists (25) and points (32) in 44 games with Bakersfield...Led Condors defensemen in scoring...Scored twice vs. STK, Dec. 10...Tallied a season-high 0-3-3 vs. SD, Mar. 25...Recorded a seven-game point streak from March 10-25.

### 2015-16 HIGHLIGHTS

Appeared in 17 games with EDM, totaling five assists...Posted his first career multi-point game (0-2-2) vs. STL, Mar. 16...Skated in a season-high 27:57 vs. VAN, Apr. 6...Recorded 4-21-25 in 44 games with Bakersfield.

### 2014-15 HIGHLIGHTS

Tallied one assist in six games with the Oilers...Skated in his NHL debut vs. ANA, Feb. 21...Registered his first NHL assist/point vs. LAK, Mar. 3...Skated in a season-high 17:12 vs. LAK, Mar. 3...Totaled 8-17-25 in 65 games with Oklahoma City (AHL)...Ranked second among team defensemen in scoring...Collected 1-3-4 in 10 Calder Cup Playoffs games.

### 2013-14 HIGHLIGHTS

Skated in four games with Oklahoma City...Made his AHL debut with the Barons against CHA, Apr. 5...Scored his first AHL goal vs. IA, Apr. 19...Played in one Calder Cup Playoff game...Registered 2-15-17 in 34 games with Western Michigan (NCAA)...Completed his collegiate career with 7-27-34 and a plus-11 rating in 113 games.

### INTERNATIONAL CAREER

**2018:** Represented USA Hockey at the World Championships in Copenhagen & Herning, Denmark...Skated in four games, tallying one assist to help USA capture the bronze medal.

### PERSONAL

Nickname is "Oz"...Nicklas Lidstrom was his favorite hockey player growing up...Drake is his favorite music artist...The Blacklist is his favorite TV show...Enjoys golf and traveling...Scoring his first NHL goal is his most memorable hockey moment...Tom Brady is his favorite current athlete...Miracle is his favorite sports movie.

## PACK FACT

Played in his 200th NHL game vs. Washington, February 15, 2020

CAREER HIGHS				
Games: 71 (18-19)		Goals: 6 (18-19)		Assists: 14 (18-19)
				Points: 20 (18-19)
CAREER HIGHLIGHTS			FIRSTS	
MOST GOALS/GAME: 1 – 14 times (last 2/29/20 vs. BUF)#	MOST SHOTS/GAME: 6 – 2 times (last 1/20/18 vs. NYI)*	LONGEST POINT STREAK: 5 games – 2/4/19 – 2/12/19#	FIRST COYOTES GAME: 10/4/18 at DAL	FIRST NHL GAME: 2/21/15 vs. ANA^
MOST ASSISTS/GAME: 2 – 3 times (last 1/20/19 at TOR)#	LONGEST GOAL STREAK: 2 games – 2 times (last 1/12/19 – 1/13/19)#	CAREER HAT TRICKS: None	FIRST COYOTES GOAL: 10/27/18 vs. TBL	FIRST NHL GOAL: 12/29/17 at EDM*
MOST POINTS/GAME: 2 – 7 times (last 2/29/20 vs. BUF)#	LONGEST ASSIST STREAK: 4 games – 2/4/19 – 2/9/19#	MULTIPLE POINT GAMES: 7 (last 2/29/20 vs. BUF)#	FIRST COYOTES ASSIST: 10/16/18 at MIN	FIRST NHL ASSIST: 3/3/15 vs. LAK^
MOST PIM/GAME: 2 – 17 times (last 2/22/20 vs. TBL)#		TOI/G: 27:57 – 4/6/16 vs. VAN^		


^w/EDM, \*w/CHI, #w/ARI

## CAREER STATISTICS

CAREER STATISTICS

SEASON	TEAM	LEAGUE	REGULAR SEASON									PLAYOFFS				
			GP	G	A	PTS	PP	SH	GW	+/-	PIM	GP	G	A	PTS	PIM
2010-11	Sioux Falls	USHL	54	2	13	15	-	-	-	8	16	10	2	3	5	0
2011-12	Western Michigan	NCAA	41	2	6	8	0	0	0	2	8	-	-	-	-	-
2012-13	Western Michigan	NCAA	38	3	6	9	0	0	1	7	14	-	-	-	-	-
2013-14	Western Michigan	NCAA	34	2	15	17	0	0	0	2	27	-	-	-	-	-
2014-15	Oklahoma City	AHL	4	1	0	1	1	0	0	-3	2	1	0	0	0	0
	Oklahoma City	AHL	65	8	17	25	1	1	3	-6	8	10	1	3	4	8
	Edmonton	NHL	6	0	1	1	0	0	0	-4	0	-	-	-	-	-
2015-16	Bakersfield	AHL	44	4	21	25	2	1	1	1	10	-	-	-	-	-
2016-17	Edmonton	NHL	17	0	5	5	0	0	0	1	0	-	-	-	-	-
	Bakersfield	AHL	44	7	25	32	1	0	0	3	10	-	-	-	-	-
	Edmonton	NHL	2	0	0	0	0	0	0	-1	0	-	-	-	-	-
2017-18	Chicago	NHL	55	5	10	15	1	0	0	-11	8	-	-	-	-	-
2018-19	Arizona	NHL	71	6	14	20	3	0	0	-3	12	-	-	-	-	-
2019-20	Arizona	NHL	58	3	10	13	0	0	0	-9	14	9	1	3	4	0
FRANCHISE Totals			129	9	24	33	3	0	0	-12	26	9	1	3	4	0
NHL Totals			209	14	40	54	4	0	0	-27	34	9	1	3	4	0





Center

6'2" | 200

Shoots: Right

Born: November 1, 1991

Minneapolis, Minnesota

Age: 29

## Career vs. NHL

TEAM	GP	G	A	PTS	PIM
Anaheim	12	1	2	3	2
Arizona	11	2	2	4	0
Boston	7	0	0	0	4
Buffalo	7	2	0	2	0
Calgary	12	1	2	3	12
Carolina	7	3	2	5	2
Chicago	8	1	3	4	0
Colorado	9	0	0	0	0
Columbus	8	2	0	2	4
Dallas	4	2	0	2	2
Detroit	7	2	1	3	0
Edmonton	6	0	1	1	2
Florida	5	2	1	3	2
Los Angeles	11	2	0	2	4
Minnesota	9	1	2	3	2
Montréal	6	0	2	2	2
Nashville	6	2	1	3	4
New Jersey	6	0	1	1	4
NY Islanders	6	3	0	3	2
NY Rangers	10	0	1	1	2
Ottawa	8	2	2	4	4
Philadelphia	4	1	0	1	2
Pittsburgh	7	1	1	2	2
San Jose	13	3	1	4	0
St. Louis	10	3	1	4	0
Tampa Bay	6	0	0	0	0
Toronto	8	0	2	2	0
Vancouver	10	0	0	0	4
Vegas	5	1	1	2	0
Washington	10	2	1	3	0
Winnipeg	10	2	2	4	0
<b>Totals:</b>	<b>248</b>	<b>41</b>	<b>32</b>	<b>73</b>	<b>62</b>

## 17 TYLER PITLICK

Drafted: Edmonton's 2nd choice (2nd round, 31st overall) in the 2010 NHL Entry Draft

Acquired: Signed a two-year contract on October 9, 2020

## 2019-20 HIGHLIGHTS

Registered 8-12-20 and 12 PIM in 63 games with PHI... Ranked fourth among Flyers forwards in plus-minus (+11)... Set a career high in plus-minus... Led PHI forwards and finished second on the team with 132 hits... Earned an assist in his Flyers debut vs. CHI, Oct. 4... Recorded a two-game point streak (1-1-2), Nov. 27 – 29... Posted a two-game point streak (1-1-2), Dec. 19 – 21... Had a two-game assist streak (0-2-2), Jan. 15– 16... Collected 1-1-2 at PIT, Jan. 31... Registered a three-game point streak (1-2-3), Mar. 1 – 5... **2020 Playoffs:** Played in 16 Stanley Cup Playoff games with the Flyers... Totaled 2-1-3 and 16 shots... Fourth on the team with 40 hits during the postseason... Scored his first career NHL postseason goal at TBL, Aug. 8... Earned his first NHL postseason assist in Game 6 at MTL, Aug. 21... Scored at NYI, Aug. 29.

## 2018-19 HIGHLIGHTS

Played in 47 games with DAL... Totaled 8-4-12 and six PIM... Missed 27 games due to injury... Skated in a season-high 17:35 vs. MIN, Oct. 19... Registered a four-game point streak (3-1-4), Dec. 23 – Jan. 2... **2019 Playoffs:** Played in six postseason games with the Stars... Made his Stanley Cup Playoffs debut in Game 1 of WCQF at NSH, Apr. 10... Skated in postseason-high 12:34 vs. NSH, Apr. 17.

## 2017-18 HIGHLIGHTS

Recorded 14-13-27 and 34 PIM in 80 games with the Stars... Set NHL career highs in games, goals, assists, points, PIM and shots (129)... Finished fourth among DAL forwards in plus-minus (+9)... Scored two GWGs... Tied for third among team forwards in blocked shots (57) and was second in SH TOI/G (1:44)... Registered a three-game point streak (2-2-4), Oct. 17-21... Posted his first career multi-goal game (2-0-2) vs. CAR, Oct. 21... Tallied a four-game assist streak (0-4-4), Nov. 24 – Dec. 2... Scored twice at NYI, Dec. 13... Scored two goals vs. SJS, Dec. 31... Played in his 100th NHL game vs. COL, Jan. 13... Skated in a career-high 18:28 vs. MIN, Feb. 3... Had a four-game point streak (1-3-4), Mar. 13-18.

## 2016-17 HIGHLIGHTS

Totaled 8-3-11 in 31 contests with EDM... Posted then career highs in goals, assists, points, shots (54) and hits (70)... Scored a goal in his first game of the season vs. CGY, Oct. 12... Scored in back-to-back games (2-0-2) vs. CAR, Oct. 18 and vs. STL, Oct. 20... Posted a three-game point streak (1-2-3), Dec. 9 -13... Missed the final 48 games of the regular season and the postseason due to a lower body injury... Suffered a season-ending injury (ACL) at STL, Dec. 19.

## 2015-16 HIGHLIGHTS

Recorded 7-14-21 in 37 games with Bakersfield (AHL)... Totaled seven multi-point games... Posted a season-long four-game point streak (2-3-5), Feb. 20-27.

## 2014-15 HIGHLIGHTS

Split the season between EDM and Oklahoma City (AHL)... Scored two goals in 17 appearances with the Oilers... Totaled four PIM and 18 shots... Skated in season-high 18:07 at WPG, Dec. 3... Scored vs. ANA, Dec. 12... Scored his first NHL GWG vs. LAK, Apr. 7... Collected 3-6-9 in 14 games with Oklahoma City... Tallied a three-game point streak (1-5-6), Oct. 18-25... Totaled a season-high 1-2-3 vs. Texas, Oct. 24.

## 2013-14 HIGHLIGHTS

Split the season between EDM and Oklahoma City... Played in 10 games with the Oilers... Skated in his NHL debut at MTL, Oct. 22... Scored his first NHL goal at PHX, Oct. 26... Collected 8-14-22 and was +6 in 39 games with Oklahoma City... Scored three PPGs and had 100 shots... Appeared in two Calder Cup Playoff games with the Barons.

## 2012-13 HIGHLIGHTS

Registered 3-7-10 in 44 AHL games with Oklahoma City... Recorded a three-game point streak (1-2-3), Apr. 7-12... Collected 2-4-6 in 16 Calder Cup Playoff contests... Helped OKC reach the Western Conference Final... Scored two goals, including a PPG in Game 4 of the WCQF at Charlotte on May 3.

## 2011-12 HIGHLIGHTS

Played in 62 AHL games with Oklahoma City during his first professional season... Collected 7-16-23 with three PPGs and two GWGs... Tallied an AHL career-high 130 shots... Led Barons rookies in PPGs and assists... Made his professional hockey debut at Texas, Oct. 9... Earned the first assist/point of his professional career at San Antonio, Oct. 14... Registered 1-1-2 for the first goal and multi-point game of his professional career vs. Texas, Oct. 15... Had a three-game point streak (1-2-3), Feb. 24 – Mar. 3... Recorded 2-5-7 in 13 Calder Cup Playoff games as the Barons reached the Western Conference Final... Made his AHL postseason debut and scored the GWG in Game 1 of WCQF at Houston, Apr. 19... Notched two assists for his first postseason multi-point game (0-2-2) in Game 4 of the WCQF vs. Houston.

## PERSONAL

Nickname is "Pitter"... Enjoys golf... His first job was mowing lawns... Winning the bantam state championship is his favorite hockey memory.

## PACK FACT

Led Philadelphia forwards and was second on the team with 132 hits in 2019-20

CAREER HIGHS				
Games: 80 (17-18)		Goals: 14 (17-18)		Assists: 13 (17-18)
				Points: 27 (17-18)
CAREER HIGHLIGHTS			FIRSTS	
MOST GOALS/GAME: 2 – 3 times (last 12/31/17 vs. SJS)#	MOST PIM/GAME: 8 – 2/27/18 vs. CGY#	LONGEST POINT STREAK: 4 games – 3 times (last 12/23/18 – 1/2/19)#	FIRST COYOTES GAME: -	FIRST NHL GAME: 10/22/13 at MTL*
MOST ASSISTS/GAME: 1 – 32 times (last 3/5/20 vs. CAR)^	MOST SHOTS/GAME: 7 – 2 times (last 12/27/18 at NSH)#	CAREER HAT TRICKS: None	FIRST COYOTES GOAL: -	FIRST NHL GOAL: 10/26/13 at PHX*
MOST POINTS/GAME: 2 – 4 times (last 1/31/20 at PIT)^	LONGEST GOAL STREAK: 3 games (12/23/18 – 12/29/18)#	MULTIPLE POINT GAMES: 4 (last 1/31/20 at PIT)^	FIRST COYOTES ASSIST: -	FIRST NHL ASSIST: 11/1/16 at STL*
	LONGEST ASSIST STREAK: 4 games (11/24/17 – 12/2/17)#	TOI/G: 18:28 – 2/3/18 vs. MIN#		

\*w/EDM, #w/DAL, ^w/PHI

## CAREER STATISTICS

SEASON	TEAM	LEAGUE	GP	REGULAR SEASON								PLAYOFFS				
				G	A	PTS	PP	SH	GW	+/-	PIM	GP	G	A	PTS	PIM
2009-10	Minnesota State	Mankato	NCAA	38	11	8	19	-	-	-	-1	27	-	-	-	-
2010-11	Medicine Hat	WHL	56	27	35	62	5	0	4	4	31	-	-	-	-	-a
2011-12	Oklahoma City	AHL	62	7	16	23	3	0	2	-1	28	13	2	5	7	2
2012-13	Oklahoma City	AHL	44	3	7	10	0	0	0	-7	10	16	2	4	6	8
2013-14	Edmonton	NHL	10	1	0	1	0	0	0	-2	0	-	-	-	-	-
	Oklahoma City	AHL	39	8	14	22	3	1	1	6	10	2	0	0	0	0
2014-15	Edmonton	NHL	17	2	0	2	0	0	1	-3	4	-	-	-	-	-
	Oklahoma City	AHL	14	3	6	9	1	0	2	-1	8	-	-	-	-	-
2015-16	Bakersfield	AHL	37	7	14	21	0	0	1	-3	4	-	-	-	-	-
2016-17	Edmonton	NHL	31	8	3	11	0	0	1	0	6	-	-	-	-	-
2017-18	Dallas	NHL	80	14	13	27	0	0	2	9	34	-	-	-	-	-
2018-19	Dallas	NHL	47	8	4	12	1	0	1	-2	6	6	0	0	0	2
2019-20	Philadelphia	NHL	63	8	12	20	0	0	1	11	12	16	2	1	3	0
NHL Totals			248	41	32	73	1	0	6	13	62	22	2	1	3	2



Goalie

6'0" | 195

Catches: Left

Born: May 12, 1989

Rauma, Finland

Age: 31

## Career vs. NHL

TEAM	GP	W-L-T-OT	SO	GA	GAA	SV%
ANA	9	4-4-0-1	1	18	1.98	.922
ARI	5	4-0-0-1	0	9	1.77	.944
BOS	2	1-0-0-0	0	4	2.73	.925
BUF	6	3-3-0-0	0	14	2.51	.914
CGY	11	5-3-0-2	0	36	3.49	.892
CAR	5	2-3-0-0	0	15	3.18	.915
CHI	5	3-1-0-1	1	6	1.18	.964
COL	8	2-4-0-1	0	21	2.88	.893
CBJ	6	3-3-0-0	0	12	2.18	.924
DAL	4	1-2-0-0	0	8	2.61	.897
DET	4	3-0-0-0	0	5	1.51	.948
EDM	8	4-4-0-0	2	17	2.46	.914
FLA	3	1-1-0-1	0	8	2.84	.915
LAK	6	5-0-0-1	3	8	1.32	.957
MIN	11	4-4-0-0	0	24	2.85	.898
MTL	8	5-1-0-0	0	17	2.61	.921
NSH	7	2-3-0-1	0	17	2.77	.917
NJD	6	5-0-0-1	1	14	2.31	.912
NYI	5	2-2-0-0	0	11	2.55	.914
NYR	1	0-0-0-1	0	1	0.92	.960
OTT	8	5-3-0-0	0	19	2.39	.919
PHI	6	3-1-0-2	1	10	1.73	.948
PIT	7	1-4-0-0	0	18	3.15	.908
SJS	8	2-2-0-1	1	10	1.72	.933
STL	8	4-2-0-2	1	15	1.85	.947
TBL	7	5-2-0-0	1	13	1.85	.940
TOR	5	4-1-0-0	1	11	2.36	.925
VAN	2	0-0-0-1	0	4	2.03	.913
VGK	4	1-2-0-1	0	11	4.34	.880
WSH	5	3-1-0-0	0	10	2.27	.926
WPG	6	1-4-0-0	0	16	3.16	.863
TOT	186	88-60-0-18	13	402	2.39	.921

# 32 ANTTI RAANTA

Drafted: Not Drafted

Acquired: From N.Y. Rangers with Derek Stepan in exchange for Anthony DeAngelo and the 7th overall pick in the 2017 Entry Draft on June 23, 2017

@ARaanta31

andybee32

**2019-20 HIGHLIGHTS**

Recorded a 2.63 GAA and a .921 SV% in 33 games with ARI... Owned a 15-14-3 record... Had two shutouts... Posted a 10-5-1 record in 17 home games... Ranked eighth among NHL goalies in SV%... Stopped 31 shots in his first shutout of the season vs. LAK, Nov. 18... Stopped 43 of 45 shots in win at LAK, Nov. 23... Made 38 saves in win vs. STL, Dec. 31... Posted a 30-save shutout vs. EDM, Feb. 4... Totaled 36 saves in win vs. WSH, Feb. 15... Recorded a season-high 45 saves at STL, Feb. 20... Won his final two games of the regular season: 27 saves vs. TBL, Feb. 22 and 25 saves vs. BUF, Feb. 29... **2020 Playoffs:** Appeared in two playoff games with ARI.

**2018-19 HIGHLIGHTS**

Made 12 starts with the Coyotes... Recorded a .906 SV% and a 2.88 GAA with a 5-6-0 record... Missed 66 games due to injury... Registered 23 saves in win at ANA, Oct. 10... Stopped 33 of 34 shots in win at CHI, Oct. 18... Won three straight starts, Oct. 27 – Nov. 2... Recorded a season-high 48 saves in win vs. CAR, Nov. 2.

**2017-18 HIGHLIGHTS**

Appeared in 47 games with ARI including 46 starts... Registered a .930 SV% and 2.24 GAA with a 21-17-6 record... Set single-season career highs in games, starts, wins, shots faced (1,388) and MIN (2,599)... Ended the season with the second-highest SV% and tied for the second-lowest GAA in the NHL... Stopped 40 of 42 shots in Coyotes debut vs. VGK, Oct. 7... Notched first win with ARI in 36-save effort vs. CAR, Nov. 4... Played in his 100th career NHL game at PIT, Nov. 7... Earned the NHL's Second Star of the Week (Feb. 12-18)... Tallied 37 saves in win vs. CHI, Feb. 12... Stopped 40 shots in shutout win vs. EDM, Feb. 17... Registered 26 saves in shutout win vs. ANA, Feb. 24... Won six straight starts (Mar. 19 – Apr. 3)... Selected as the NHL's Second Star of the Week (Mar. 26 – Apr. 1) after posting a 3-0-0 record with a 1.00 GAA, .964 SV% and a shutout in three appearances... Had a 7-1-0 record and stopped 202 of 214 shots for a .944 SV% during March... Stopped 42 of 44 shots in win vs. CGY, Mar. 19... Made 34 saves in shutout win vs. STL, Mar. 31... Recorded 42 saves on 43 shots in win at CGY, Apr. 3... Posted the best GAA (1.84) and the best SV% (.942) in the NHL among all NHL goaltenders since Jan. 4... Finished the season with a 9-2-0 mark and a 1.30 GAA, a .959 SV% and two shutouts in his final 11 games.

**2016-17 HIGHLIGHTS**

Appeared in 30 games and made 26 starts with NYR... Posted a 16-8-2 record, 2.26 GAA and a .922 SV%... Recorded a career-high four shutouts... Also set then single-season career highs in games, starts and wins... Registered a 12-2-1 record with a 1.99 GAA and a .935 SV% in 17 road contests... Ranked ninth in the League in GAA... Won his first five starts of the season (Oct. 17 – Nov. 21)... Stopped 31 of 32 shots in win vs. TBL, Oct. 30... Made 35 saves in win at BOS, Nov. 5... Tallied 38 saves in win at EDM, Nov. 13... Stopped all 26 shots in first shutout of the season at CHI, Dec. 9... Made 19 saves in next start for second straight shutout vs. NJD, Dec. 11... Won three straight starts (Dec. 8-11)... Stopped 30 shots for the shutout in final start of the season at LAK, Mar. 25.

**2015-16 HIGHLIGHTS**

Registered a 11-6-2 record, 2.24 GAA and .919 SV% in 25 appearances with the Rangers... Ranked eighth in the NHL in GAA... Allowed two goals or less in 13 of his 18 starts... Made team debut with NYR vs. SJS, Oct. 19, stopping all 22 shots to record his first win and first shutout as a Ranger... Became the fourth netminder in team history to notch a shutout in his first start with the Rangers... Became the second Finnish-born goalie to play for NYR in franchise history... Was the first Ranger to post a shutout in his first start with the team at MSG since 2003... Registered 22 saves in win vs. CGY, Oct. 25... Stopped 39 of 40 shots in win at ARI, Nov. 7... Became the third goalie in team history to surrender a total of two goals in his first three starts with NYR... Also was the first Rangers netminder to win his first three starts with the team since Dan Cloutier in 1998... Became the first NYR goalie to win each of his first four starts

with the team and the second Rangers goalie to earn a win in each of his first four appearances with the team... Won seven of his final eight starts of the season, registering a 7-1-0 record, 2.13 GAA and a .931 SV%... Won three straight starts from Feb. 18 at TOR to Mar. 4 at WSH... Had a 1.67 GAA and a .949 SV% during that time... Stopped 26 of 27 shots in win vs. CBJ, Feb. 29... Collected 32 saves in win at WSH, Mar. 4... Posted a 1.75 GAA and a .941 SV% to win his final four starts of the season... Made 34 saves, including 19 in the third period to win at BUF, Mar. 8... Totaled 31 saves in win vs. DET, Apr. 9... **2016 Playoffs:** Played in three postseason contests... Made his Stanley Cup Playoffs debut in Game 1 of ECQF at PIT, Apr. 13.

**2014-15 HIGHLIGHTS**

Appeared in 14 games with CHI... Posted a 7-4-1 record, 1.89 GAA, .936 SV% and two shutouts... Allowed two or fewer goals in seven of his 12 starts... Registered a 7-0-1 record, 1.36 GAA and a .958 SV% in eight home starts... Posted a 5-0-0 record, 1.00 GAA and a .972 SV% in games when he made 30-plus saves... Recorded 32 saves for a shutout in season debut vs. PHI, Oct. 21... Won five straight games Dec. 3-21... Tallied a then career-high 40 saves in win vs. STL, Dec. 3... Made 31 shots in second shutout of the season vs. TOR, Dec. 21... Registered an 8-1-1 record, 2.39 GAA, .918 SV% and two shutouts in 11 games with Rockford (AHL).

**2013-14 HIGHLIGHTS**

Posted a 13-5-4 record, 2.71 GAA and a .897 SV% in 25 games as a rookie with the Blackhawks... Ranked third among NHL rookie goalies in wins and tied for fourth among League rookie netminders in appearances and starts (22)... Owned a 7-0-2 record, 1.68 GAA and a .928 SV% in nine home appearances... Made his NHL debut at COL, Nov. 19... Earned at least one point and had a 12-1-3 record in 15 of his first 16 NHL decisions (Nov. 27 – Jan. 12)... Went 5-0-1 in his first six NHL decisions (Nov. 27 – Dec. 11)... Surrendered two or fewer goals in each of his first seven NHL games... Made 20 saves in his first NHL win in first NHL start at CGY, Nov. 27... Won three straight games Dec. 8-11... Stopped 26 shots in first NHL shutout vs. LAK, Dec. 30... Appeared in 14 games with Rockford... Notched a 7-5-0 record, 2.83 GAA and .914 SV% with the IceHogs.

**INTERNATIONAL**

**2013:** Represented Finland at the IIHF World Championship... Registered a 4-3-0 record, 2.09 GAA, .928 SV% and one shutout in seven appearances... Selected as one of the top three players on Finland during the tournament.

**PERSONAL**

Nickname is "Rants"... Served in the Finnish Army for six months after he turned 18 years old... He and his wife, Anna, have a daughter, Evelyn, and son, Lukas... Marty Brodeur and Teemu Selanne were his favorite players growing up... "Transformers" is his favorite movie... Enjoys golf... Winning the Finnish League Championship has been his most memorable hockey moment... "The Longest Yard" is his favorite sports movie... Wanted to be a police or fireman when he grew up... Attending a Manchester United FC home game is his bucket list sporting event... Is a fan of the Chicago White Sox.

## PACK FACT


Ranked 8th among NHL goalies with a .921 SV% in 2019-20

CAREER HIGHS				
Games: 47 (17-18)		Wins: 21 (17-18)		SV%: .936 (14-15)
				GAA: 1.89 (14-15)
CAREER HIGHLIGHTS			FIRSTS	
MOST CONSECUTIVE STARTS: 10 games (12/10/13 – 12/30/13)*	MOST SAVES IN A SHUTOUT: 40 (2/17/18 vs. EDM)#	LONGEST WINNING STREAK: 6 games (3/19/18 – 4/3/18)#	FIRST COYOTES GAME: 10/7/17 vs. VGK	FIRST NHL GAME: 11/19/13 at COL*
MOST SHOTS FACED/GAME: 51 (11/2/18 vs. CAR)#	CAREER SHUTOUTS: 13 (last 2/4/20 vs. EDM)#	LONGEST SHUTOUT STREAK: 176:22 (12/8/16 – 12/13/16)^	FIRST COYOTES WIN: 11/4/17 vs. CAR	FIRST NHL WIN: 11/27/13 at CGY*
MOST SAVES/GAME: 48 (11/2/18 vs. CAR)#	PENALTY SHOTS: 4 – 3 saves/1 goal (last 11/25/18 vs. CGY)#		FIRST COYOTES SHUTOUT: 2/17/18 vs. EDM	FIRST NHL SHUTOUT: 12/30/13 vs. LAK*

^w/NYR, \*w/CHI, #w/ARI

## CAREER STATISTICS

SEASON	TEAM	LEAGUE	REGULAR SEASON							PLAYOFFS						
			GP	MIN	GA	SO	SV%	GAA	W-L-T-OT	GP	MIN	GA	SO	SV%	GAA	W-L
2009-10	Lukko R.	Liiga	15	836	37	2	.918	2.66	6-7-1	-	-	-	-	-	-	-
2010-11	Lukko R.	Liiga	20	1,064	42	1	.911	2.37	6-6-0	2	84	6	0	.818	4.28	0-1-0
2011-12	Assat Pori	Liiga	38	2,149	80	2	.933	2.23	21-10-4	3	176	9	0	.917	3.07	0-3-0
2012-13	Assat Pori	Liiga	45	2,595	80	5	.943	1.85	21-10-11	16	1,039	23	4	.955	1.33	12-4-0
2013-14	Chicago	NHL	25	1,397	63	1	.897	2.71	13-5-4	-	-	-	-	-	-	-
	Rockford	AHL	14	677	32	0	.914	2.83	7-5-0	-	-	-	-	-	-	-
2014-15	Chicago	NHL	14	792	25	2	.936	1.89	7-4-1	-	-	-	-	-	-	-
	Rockford	AHL	11	603	24	2	.918	2.39	8-1-1	-	-	-	-	-	-	-
2015-16	NY Rangers	NHL	25	1,150	43	1	.919	2.24	11-6-2	3	94	4	0	.895	2.56	0-1-0
2016-17	NY Rangers	NHL	30	1,617	61	4	.922	2.26	16-8-2	-	-	-	-	-	-	-
2017-18	Arizona	NHL	47	2,600	97	3	.930	2.24	21-17-6	-	-	-	-	-	-	-
2018-19	Arizona	NHL	12	688	33	0	.906	2.88	5-6-0	-	-	-	-	-	-	-
2019-20	Arizona	NHL	33	1,823	80	2	.921	2.63	15-14-3	2	40	4	0	.714	6.00	0-0-0
	Tucson	AHL	1	59	0	1	1.000	0.00	1-0-0	-	-	-	-	-	-	-
FRANCHISE TOTALS			92	5,109	210	5	.924	2.47	41-37-9	2	40	4	0	.714	6.00	0-0-0
NHL TOTALS			186	10,066	402	13	.921	2.40	88-60-18	5	134	8	0	.846	3.59	0-1-0



Center

6'0" | 177

Shoots: Right

Born: February 23, 1996

Madison, Wisconsin

Age: 24

## Career vs. NHL

TEAM	GP	G	A	PTS	PIM
Anaheim	12	4	6	10	6
Arizona	6	2	1	3	0
Boston	7	1	1	2	0
Buffalo	6	0	1	1	0
Calgary	11	1	3	4	2
Carolina	7	1	1	2	0
Chicago	3	1	2	3	4
Colorado	11	3	5	8	2
Columbus	7	0	1	1	0
Dallas	10	0	5	5	0
Detroit	4	0	2	2	2
Edmonton	11	1	6	7	0
Florida	7	0	1	1	2
Los Angeles	12	2	4	6	0
Minnesota	14	2	9	11	4
Montréal	6	0	3	3	0
Nashville	8	2	6	8	4
New Jersey	6	1	3	4	2
NY Islanders	5	0	1	1	0
NY Rangers	5	1	8	9	2
Ottawa	6	2	3	5	0
Philadelphia	7	0	2	2	2
Pittsburgh	6	2	5	7	0
San Jose	10	4	3	7	0
St. Louis	15	1	8	9	4
Tampa Bay	8	1	4	5	2
Toronto	6	1	3	4	4
Vancouver	9	4	1	5	0
Vegas	7	2	0	2	2
Washington	7	1	1	2	2
Winnipeg	10	5	6	11	6
<b>Totals:</b>	<b>249</b>	<b>45</b>	<b>105</b>	<b>150</b>	<b>52</b>

# 8 NICK SCHMALTZ

Drafted: Chicago's 1st choice (1st round, 20th overall) in the 2014 Entry Draft  
 Acquired: From Chicago in exchange for Brendan Perlini and Dylan Strome on November 25, 2018

@thisisnick\_09

Nick\_schmaltz

**2019-20 HIGHLIGHTS**

Registered 11-34-45 in 70 games with ARI...Led the team in assists and points...His 11 power-play assists ranked second on the team...Third on ARI with 13 power-play points...Tied for the team lead with 23 road points...Totaled 10 multi-point games...Set a career high for assists in a season...Scored the GWG vs. VGK, Oct. 10...Totaled 1-2-3 at WPG, Oct. 15...Recorded a career-long six-game point streak (3-6-9), Oct. 10-22...Played in his 200th career NHL game vs. CGY, Nov. 16...Collected three assists vs. MIN, Dec. 19...Had a four-game point streak (1-4-5), Dec. 29 – Jan. 4...Tallied his 100th career NHL assist at ANA, Jan. 29...Scored twice at WPG, Mar. 9...**2020 Playoffs:** Missed the 2020 Stanley Cup Playoffs due to an upper-body injury.

**2018-19 HIGHLIGHTS**

Totaled 7-18-25 with a career-high five PPGs and two GWGs in 40 games with ARI and CHI...Registered 5-9-14 in 17 games with the Coyotes...Scored four PPGs and had seven PPPs with ARI...Made his Coyotes debut at MIN, Nov. 27...Collected 1-1-2 at NSH, Nov. 29...Recorded a three-game point streak (2-3-5), Nov. 29 – Dec. 4...Scored in back-to-back games (2-0-2) vs. SJS, Dec. 8 and at BOS, Dec. 11...Posted a three-game assist streak (0-3-3), Dec. 20-23...Scored 1-1-2 including the GWG at ANA, Dec. 29...Missed the final 43 games of the season due to a lower body injury.

**2017-18 HIGHLIGHTS**

Played in a career-high 78 games with Chicago...Recorded career highs in all offensive categories including goals (21), assists (31), points (52), PPPs (13) and shots (118)...Finished tied for second among Blackhawks' players in points...Ranked third on the team in assists and goals...His 13 PPPs were second-most among CHI players...Led the Blackhawks and finished third in the NHL with 86 takeaways...Totaled five three-point games and 12 multi-point contests...Recorded his first two-goal game (2-1-3) vs. PIT, Oct. 5...Posted his first three-assist game vs. NYR, Oct. 15...Registered a five-game point streak (5-3-8), Jan. 3-10...Skated in his 100th NHL game vs. MIN, Jan. 10...Collected 6-6-12 in 12 games during January.

**2016-17 HIGHLIGHTS**

Totaled 6-22-28 with a plus-10 rating in 61 games with the Blackhawks...Also recorded 6-3-9 in 12 contests with Rockford (AHL) during his first professional season...Led CHI rookies in assists and was second in points...Made his NHL debut vs. STL, Oct. 12...Scored his first NHL goal vs. NSH, Oct. 15...Tallied his first NHL assist vs. LAK, Oct. 30...Had 1-1-2 in his first career multi-point game at COL, Jan. 17...Registered a five-game point streak (2-7-9), Feb. 19 – Mar. 1...**2017 Playoffs:** Played in four games of WCQF vs. NSH...Skated in 10:44 during Stanley Cup Playoffs debut vs. NSH, Apr. 13.

**2015-16 HIGHLIGHTS**

Set collegiate career highs in goals (11), assists (35), points (46) and plus-minus (+44) in 37 games as a sophomore to help North Dakota win the NCAA championship...Named All-NCHC honorable mention...Scored the GWG in Frozen Four semifinal win vs. Denver...Recorded an assist in the national title game vs. Quinnipiac...Finished the season tied for seventh in the NCHC scoring race and fifth in points/game (1.24)...His 35 assists ranked fifth in the nation and second in the NCHC...Led the nation with 28 even-strength assists...Signed an entry-level contract with the Chicago Blackhawks following the season.

**2014-15 HIGHLIGHTS**

Collected 5-21-26 in 38 games as a freshman at North Dakota...Named to the NCHC All-Rookie Team...Finished second among conference freshmen in points/game (0.68), tied for second in assists and tied for third in points.

**INTERNATIONAL CAREER**

**2017:** Played for Team USA at the IIHF World Championship in Cologne, Germany, and Paris, France...Tallied three assists in seven games...**2016:** Won a bronze medal with Team USA at the IIHF World Junior Championship in Helsinki, Finland...Totaled 2-6-8 in seven games...Named USA's Player of the Game following the team's quarterfinal win vs. Czech Republic...**2015:** Played for the USA Junior Team at the IIHF World Junior Championship in Montreal, Quebec and Toronto, Ontario...Had one assist in five contests.

**PERSONAL**

Nickname is "Schmaltzy"...His brother, Jordan, is a pro hockey defenseman...Father (1988-90), Mike, as well as uncles Marc Schmaltz (1988-91) and Monte Schmaltz (1992-93), all lettered in football at UND...Enjoys golf...Tiger Woods is his favorite athlete...Breaking Bad is his favorite TV of all time...Remember the Titans is his favorite sports movie...Post Malone is the best concert he's attended...Steve Yzerman was his hockey idol growing up...Signed a seven-year contract extension through the 2025-26 season with the Coyotes on March 30, 2019.



## PACK FACT

Led the Coyotes with 34 assists and 45 points last season

CAREER HIGHS				
Games: 78 (17-18)		Goals: 21 (17-18)		Assists: 34 (19-20)
				Points: 52 (17-18)
CAREER HIGHLIGHTS			FIRSTS	
MOST GOALS/GAME: 2 – 4 times (last 3/9/20 at WPG)#	MOST PIM/GAME: 2 – 26 times (last 3/6/20 at CGY)#	LONGEST POINT STREAK: 6 games – 10/10/19 – 10/22/19#	FIRST COYOTES GAME: 11/27/18 at MIN	FIRST NHL GAME: 10/12/16 vs. STL*
MOST ASSISTS/GAME: 3 – 3 times (last 12/19/29 vs. MIN)#	MOST SHOTS/GAME: 5 – 5 times (last 3/4/20 at VAN)#	CAREER HAT TRICKS: -	FIRST COYOTES GOAL: 11/29/18 at NSH	FIRST NHL GOAL: 10/15/16 vs. NSH*
MOST POINTS/GAME: 3 – 8 times (last 12/19/29 vs. MIN)#	LONGEST GOAL STREAK: 4 games – 1/3/18 – 1/9/18*	MULTIPLE POINT GAMES: 34 (last 3/9/20 at WPG)#	FIRST COYOTES ASSIST: 11/29/18 at NSH	FIRST NHL ASSIST: 10/30/16 vs. LAK*
	LONGEST ASSIST STREAK: 5 games – 2/19/17 – 3/1/17*	TOI/G: 23:19 – 12/14/18 @ NYR#		

\*w/CHI, #w/ARI

## CAREER STATISTICS

SEASON	TEAM	LEAGUE	GP	REGULAR SEASON								PLAYOFFS				
				G	A	PTS	PP	SH	GW	+/-	PIM	GP	G	A	PTS	PIM
2011-12	Green Bay	USHL	11	1	3	4	-	-	-	7	2	-	-	-	-	-
2012-13	Green Bay	USHL	64	18	34	52	-	-	-	2	15	4	1	1	2	0
2013-14	Green Bay	USHL	55	18	45	63	-	-	-	-3	16	4	1	2	3	17
2014-15	North Dakota	NCAA	38	5	21	26	1	0	2	3	12	-	-	-	-	-
2015-16	North Dakota	NCAA	37	11	35	46	2	0	3	44	6	-	-	-	-	-
2016-17	Rockford	AHL	12	6	3	9	1	1	1	-4	2	-	-	-	-	-
	Chicago	NHL	61	6	22	28	0	0	0	10	6	4	0	0	0	2
2017-18	Chicago	NHL	78	21	31	52	4	0	2	1	18	-	-	-	-	-
2018-19	Chicago	NHL	23	2	9	11	1	0	0	-4	6	-	-	-	-	-
	Arizona	NHL	17	5	9	14	4	0	2	-8	2	-	-	-	-	-
2019-20	Arizona	NHL	70	11	34	45	2	0	2	3	20	-	-	-	-	-
FRANCHISE Totals			87	16	43	59	6	0	4	-5	22	-	-	-	-	-
NHL Totals			249	45	105	150	11	0	6	2	52	4	0	0	0	2




## MICHAEL BUNTING

LW

Height: 5'11" Weight: 197 lbs. Shoots: Left  
 Born: September 17, 1995, Scarborough, Ontario  
 Drafted: Arizona's 5th choice (4th round, 117th overall) in the 2014 Entry Draft

SEASON	TEAM	LEAGUE	REGULAR SEASON									PLAYOFFS				
			GP	G	A	PTS	PP	SH	GW	+/-	PIM	GP	G	A	PTS	PIM
2013-14	Sault Ste Marie	OHL	48	15	27	42	6	0	2	10	34	9	5	1	6	4
2014-15	Sault Ste Marie	OHL	57	37	37	74	12	2	4	44	39	14	9	5	14	10
2015-16	Rapid City	ECHL	7	2	0	2	0	0	-	-5	4	-	-	-	-	-
	Springfield	AHL	63	11	14	25	3	0	2	-7	41	-	-	-	-	-
2016-17	Tucson	AHL	67	13	15	28	3	0	2	-1	52	-	-	-	-	-
2017-18	Tucson	AHL	67	23	20	43	4	0	1	21	45	9	3	1	4	27
2018-19	Tucson	AHL	52	19	22	41	7	1	3	15	84	-	-	-	-	-
	Arizona	NHL	5	1	0	1	0	0	0	0	2	-	-	-	-	-
2019-20	Tucson	AHL	58	12	37	49	4	0	2	-12	49	-	-	-	-	-
FRANCHISE & NHL TOTALS			5	1	0	1	0	0	0	0	2	-	-	-	-	-



## MICHAEL CHAPUT

C

Height: 6'2" Weight: 199 lbs. Shoots: Left  
 Born: April 9, 1992, Ile Bizard, QC  
 Acquired: From Montreal in exchange for forward Jordan Weal on February 25, 2019  
 Drafted: Philadelphia's 3rd choice (3rd round, 89th overall) in the 2010 Entry Draft

SEASON	TEAM	LEAGUE	REGULAR SEASON					PLAYOFFS				
			GP	G	A	PTS	PIM	GP	G	A	PTS	PIM
2008-09	Lewiston	QMJHL	29	3	7	10	34	-	-	-	-	-
2009-10	Lewiston	QMJHL	68	28	27	55	60	4	0	1	1	2
2010-11	Lewiston	QMJHL	62	25	34	59	97	13	7	13	20	11
2011-12	Shawinigan	QMJHL	57	21	42	63	47	11	4	8	12	2
2012-13	Springfield	AHL	73	13	19	32	57	8	1	1	2	4
2013-14	Columbus	NHL	17	0	1	1	2	-	-	-	-	-
	Springfield	AHL	55	19	26	45	51	5	2	1	3	6
2014-15	Columbus	NHL	33	1	4	5	21	-	-	-	-	-
	Springfield	AHL	45	10	11	21	22	-	-	-	-	-
2015-16	Columbus	NHL	8	1	1	2	5	-	-	-	-	-
	Lake Erie	AHL	63	16	29	45	31	17	2	6	8	13
2016-17	Vancouver	NHL	68	4	5	9	29	-	-	-	-	-
	Utica	AHL	10	2	11	13	10	-	-	-	-	-
2017-18	Vancouver	NHL	9	0	0	0	5	-	-	-	-	-
	Utica	AHL	55	17	25	42	59	5	2	1	3	4
2018-19	Montreal	NHL	32	0	5	5	14	-	-	-	-	-
	Laval	AHL	24	10	6	16	18	-	-	-	-	-
	Tucson	AHL	16	6	10	16	16	-	-	-	-	-
2019-20	Arizona	NHL	2	0	0	0	2	-	-	-	-	-
	Tucson	AHL	47	16	13	29	22	-	-	-	-	-




## CAMERON CROTTY

D

Height: 6'2" Weight: 190 lbs. Shoots: Right  
 Born: May 5, 1999, Ottawa, ON  
 Drafted: Arizona's 5th choice (3rd round, 82nd overall) in the 2017 Entry Draft

SEASON	TEAM	LEAGUE	REGULAR SEASON					PLAYOFFS				
			GP	G	A	PTS	PIM	GP	G	A	PTS	PIM
2015-16	Brockville	CCHL	57	3	15	18	38	6	1	6	7	0
2016-17	Brockville	CCHL	41	4	9	13	32	5	1	0	1	2
2017-18	Boston	NCAA	34	1	7	8	18	-	-	-	-	-
2018-19	Boston	NCAA	38	5	5	10	33	-	-	-	-	-
2019-20	Boston	NCAA	30	4	5	9	26	-	-	-	-	-




## CAM DINEEN

D

Height: 5'11"      Weight: 187      Shoots: Left  
 Born: June 19, 1998, Toms River, New Jersey  
 Drafted: Arizona's 3rd choice (3rd round, 68th overall) in the 2016 Entry Draft

SEASON	TEAM	LEAGUE	REGULAR SEASON					PLAYOFFS				
			GP	G	A	PTS	PIM	GP	G	A	PTS	PIM
2014-15	New Jersey	EHL	39	11	30	41	8	2	0	0	0	0
	Tri-City	USHL	3	0	0	0	0	-	-	-	-	-
2015-16	North Bay	OHL	68	13	46	59	18	11	0	8	8	0
2016-17	North Bay	OHL	29	6	8	14	8	-	-	-	-	-
2017-18	North Bay	OHL	39	11	25	36	10	-	-	-	-	-
	Sarnia	OHL	26	9	19	28	0	12	1	3	4	0
2018-19	Tucson	AHL	57	3	9	12	6	-	-	-	-	-
2019-20	Tucson	AHL	57	5	9	14	12	-	-	-	-	-




## HUDSON FASCHING

RW

Height: 6'3"      Weight: 204      Shoots: Right  
 Born: July 28, 1995, Milwaukee, Wisconsin  
 Drafted: Los Angeles's 3rd choice (4th round, 118th overall) in the 2013 Entry Draft  
 Acquired: From Buffalo in exchange for Brandon Hickey and Mike Sislo on June 14, 2018

SEASON	TEAM	LEAGUE	GP	REGULAR SEASON							PIM	PLAYOFFS				
				G	A	PTS	PP	SH	GW	+/-		GP	G	A	PTS	PIM
2013-14	Minnesota	NCAA	40	14	16	30	-	-	-	17	22	-	-	-	-	-
2014-15	Minnesota	NCAA	38	12	14	26	-	-	-	18	24	-	-	-	-	-
2015-16	Minnesota	NCAA	37	20	18	38	4	3	7	12	16	-	-	-	-	-
	Buffalo	NHL	7	1	1	2	0	0	0	2	4	-	-	-	-	-
2016-17	Buffalo	NHL	10	0	1	1	0	0	0	-1	2	-	-	-	-	-
	Rochester	AHL	37	8	4	12	0	0	1	-12	8	-	-	-	-	-
2017-18	Buffalo	NHL	5	0	0	0	0	0	0	-1	2	-	-	-	-	-
	Rochester	AHL	69	12	18	30	2	0	0	6	40	1	0	0	0	0
2018-19	Tucson	AHL	64	16	17	33	3	2	3	-1	16	-	-	-	-	-
2019-20	Tucson	AHL	57	19	16	35	4	1	1	8	15	-	-	-	-	-
NHL TOTALS			22	1	2	3	0	0	0	0	8	-	-	-	-	-




## JAN JENIK

LW

Height: 6'1"      Weight: 171      Shoots: Left  
 Born: September 15, 2000, Nymburk, CZ  
 Drafted: Arizona's 3rd choice (3rd round, 65th overall) in the 2018 Entry Draft


SEASON	TEAM	LEAGUE	GP	REGULAR SEASON					PLAYOFFS				
				G	A	PTS	PIM		GP	G	A	PTS	PIM
2015-16	Bili Tygri Liberec U18	Czech 18	42	16	31	47	26		6	5	6	11	2
2016-17	Bili Tygri Liberec U18	Czech 18	17	14	18	32	73		4	1	5	6	10
	Bili Tygri Liberec U20	Czech 20	28	6	17	23	22		-	-	-	-	-
2017-18	Bili Tygri Liberec U20	Czech 20	7	3	4	7	29		3	2	3	5	2
	Bili Tygri Liberec	Czech	6	0	0	0	4		-	-	-	-	-
2018-19	Bili Tygri Liberec	Czech	10	0	2	2	16		-	-	-	-	-
	HC Benatky nad Jizerou	Czech2	13	1	5	6	12		-	-	-	-	-
	Hamilton	OHL	27	13	17	30	49		2	0	1	1	4
2019-20	Hamilton	OHL	27	22	34	56	30		-	-	-	-	-

**MATIAS MACCELLI**

LW

Height: 5'11"      Weight: 165      Shoots: Left  
 Born: October 14, 2000, Turku, FI  
 Drafted: Arizona's 3rd choice (4th round, 98th overall) in the 2019 Entry Draft

SEASON	TEAM	LEAGUE	REGULAR SEASON					PLAYOFFS				
			GP	G	A	PTS	PIM	GP	G	A	PTS	PIM
2017-18	TPS U20	Jr. A SM-liiga	34	15	15	30	8	-	-	-	-	-
	Dubuque	USHL	36	8	13	21	14	5	0	1	1	0
2018-19	Dubuque	USHL	62	31	41	72	8	6	1	4	5	2
2019-20	Ilves	Liiga	43	13	17	30	16	-	-	-	-	-

**DYSIN MAYO**

D

Height: 6'0"      Weight: 195      Shoots: Right  
 Born: Aug. 17, 1996, Victoria, British Columbia  
 Drafted: Arizona's 6th choice (5th round, 133rd overall) in the 2014 Entry Draft


SEASON	TEAM	LEAGUE	REGULAR SEASON					PLAYOFFS				
			GP	G	A	PTS	PIM	GP	G	A	PTS	PIM
2012-13	Edmonton	WHL	42	1	4	5	12	19	0	4	4	2
2013-14	Edmonton	WHL	63	7	28	35	50	21	3	12	15	10
2014-15	Edmonton	WHL	72	14	37	51	75	5	0	2	2	2
2015-16	Edmonton	WHL	71	6	37	43	86	6	0	0	0	8
	Springfield	AHL	5	0	1	1	2	-	-	-	-	-
2016-17	Tucson	AHL	25	1	2	3	0	-	-	-	-	-
	Rapid City	ECHL	25	1	15	16	4	-	-	-	-	-
2017-18	Tucson	AHL	66	5	11	16	45	7	0	0	0	4
2018-19	Tucson	AHL	67	2	4	6	46	-	-	-	-	-
2019-20	Tucson	AHL	58	4	8	12	34	-	-	-	-	-

**RYAN MCGREGOR**

C

Height: 6'0"      Weight: 177      Shoots: Left  
 Born: January 29, 1999, Burlington, Ontario  
 Drafted: Toronto's 6th choice (6th round, 172nd overall) in the 2017 Entry Draft  
 Acquired: Signed a three-year entry-level contract with Arizona on March 19, 2020

SEASON	TEAM	LEAGUE	REGULAR SEASON					PLAYOFFS				
			GP	G	A	PTS	PIM	GP	G	A	PTS	PIM
2015-16	Sarnia	OHL	58	11	13	24	4	7	1	0	1	0
2016-17	Sarnia	OHL	65	14	13	27	16	4	1	1	2	0
2017-18	Sarnia	OHL	50	13	19	32	10	12	3	7	10	0
2018-19	Sarnia	OHL	61	25	52	77	22	4	2	0	2	0
	Toronto	AHL	4	0	0	0	0	-	-	-	-	-
2019-20	Sarnia	OHL	52	27	41	68	10	-	-	-	-	-




## AARON NESS

D

Height: 5'11"      Weight: 183      Shoots: Left  
 Born: May 18, 1990, Bemidji, MN  
 Drafted: NY Islanders' 3rd choice (2nd round, 40th overall) in the 2008 Entry Draft  
 Acquired: Signed a two-year, two-way contract with Arizona on July 1, 2019

SEASON	TEAM	LEAGUE	REGULAR SEASON									PLAYOFFS				
			GP	G	A	PTS	PP	SH	GW	+/-	PIM	GP	G	A	PTS	PIM
2008-09	Minnesota	NCAA	37	2	15	17	-	-	-	-	16	-	-	-	-	-
2009-10	Minnesota	NCAA	39	2	10	12	-	-	-	-	24	-	-	-	-	-
2010-11	Minnesota	NCAA	35	2	12	14	-	-	-	-	41	-	-	-	-	-
2010-11	Bridgeport	AHL	13	1	3	4	1	0	0	-1	4	-	-	-	-	-
2011-12	Bridgeport	AHL	69	5	22	27	1	0	1	8	36	3	0	0	0	4
	NY Islanders	NHL	9	0	0	0	0	0	0	0	2	-	-	-	-	-
2012-13	Bridgeport	AHL	76	3	24	27	1	0	0	-10	30	-	-	-	-	-
2013-14	Bridgeport	AHL	48	6	14	20	2	1	1	-15	47	-	-	-	-	-
	NY Islanders	NHL	20	1	2	3	0	0	0	-13	10	-	-	-	-	-
2014-15	Bridgeport	AHL	74	8	37	45	2	1	1	-10	62	-	-	-	-	-
2015-16	Hershey	AHL	62	6	21	27	2	0	2	12	22	21	0	12	12	12
	Washington	NHL	8	0	2	2	0	0	0	4	2	-	-	-	-	-
2016-17	Hershey	AHL	51	5	12	17	4	0	1	-5	24	9	0	1	1	0
	Washington	NHL	2	0	0	0	0	0	0	-1	0	-	-	-	-	-
2017-18	Hershey	AHL	55	4	25	29	0	0	3	-6	26	-	-	-	-	-
	Washington	NHL	8	0	1	1	0	0	0	2	8	-	-	-	-	-
2018-19	Hershey	AHL	71	5	50	55	3	0	2	24	40	6	0	2	2	0
2019-20	Tucson	AHL	17	2	7	9	1	0	1	6	14	-	-	-	-	-
	Arizona	NHL	24	0	1	1	0	0	0	1	0	-	-	-	-	-
FRANCHISE TOTALS			24	0	1	1	0	0	0	1	0	-	-	-	-	-
NHL TOTALS			71	1	6	7	0	0	0	-7	22	-	-	-	-	-




## LANE PEDERSON

C

Height: 6'0"      Weight: 200      Shoots: Right  
 Born: August 4, 1997, Saskatoon, SK  
 Drafted: Not Drafted  
 Acquired: Signed as a free agent on Oct. 13, 2016

SEASON	TEAM	LEAGUE	REGULAR SEASON					PLAYOFFS				
			GP	G	A	PTS	PIM	GP	G	A	PTS	PIM
2014-15	Seattle	WHL	63	8	12	20	17	6	0	0	0	0
2015-16	Red Deer	WHL	35	6	15	21	19	-	-	-	-	-
	Swift Current	WHL	37	14	20	34	29	-	-	-	-	-
2016-17	Swift Current	WHL	62	25	40	65	39	12	3	4	7	0
2017-18	Tucson	AHL	63	12	14	26	18	9	3	1	4	4
2018-19	Tucson	AHL	67	23	24	47	36	-	-	-	-	-
2019-20	Tucson	AHL	37	16	18	34	40	-	-	-	-	-



## IVAN PROSVETOV

G

Height: 6'4"      Weight: 165      Catches: Left  
 Born: March 5, 1999, Moscow, RU  
 Drafted: Arizona's 5th choice (4th round, 114th overall) in the 2018 Entry Draft

SEASON	TEAM	LEAGUE	REGULAR SEASON							PLAYOFFS						
			GP	MIN	GA	SO	SV%	GAA	W-L-OTL	GP	MIN	GA	SO	SV%	GAA	W-L-OTL
2016-17	Minnesota	NAHL	44	2453	103	0	.928	2.52	21-15-3	-	-	-	-	-	-	-
2017-18	Youngstown	USHL	36	1968	95	0	.913	2.90	19-9-1	-	-	-	-	-	-	-
2018-19	Saginaw	OHL	53	2996	147	4	.910	2.94	36-11-1	12	707	28	1	.930	2.38	9-2-0
2019-20	Tucson	AHL	27	1581	76	1	.909	2.88	14-10-0	-	-	-	-	-	-	-
	Rapid City	ECHL	5	300	12	1	.930	2.40	4-1-0	-	-	-	-	-	-	-





## VICTOR SODERSTROM

D

Height: 5'11"      Weight: 179      Shoots: Right  
 Born: February 26, 2001, Skutskar, SE  
 Drafted: Arizona's 1st choice (1st round, 11th overall) in the 2019 Entry Draft

SEASON	TEAM	LEAGUE	REGULAR SEASON					PLAYOFFS				
			GP	G	A	PTS	PIM	GP	G	A	PTS	PIM
2016-17	Brynas IF J18	J18 Elit	18	7	12	19	8	-	-	-	-	-
	Brynas IF J18	Allsvenskan	18	3	16	19	8	1	0	1	1	0
2017-18	Brynas IF J18	J18 Elit	16	6	11	17	16	-	-	-	-	-
	Brynas IF J18	Allsvenskan	16	1	13	14	8	5	3	1	4	6
	Brynas IF J20	SuperElit	16	3	3	6	8	1	1	0	1	0
2018-19	Brynas IF J20	SuperElit	14	1	7	8	2	2	0	1	1	4
	Brynas IF	SHL	44	4	3	7	22	2	0	1	1	4
2019-20	Brynas IF	SHL	35	5	11	16	12	-	-	-	-	-




## BLAKE SPEERS

C

Height: 5'11"      Weight: 184      Shoots: Right  
 Born: January 2, 1997, Sault Ste. Marie, ON  
 Drafted: New Jersey's 3rd choice (3rd round, 67th overall) in the 2015 Entry Draft  
 Acquired: From New Jersey with Taylor Hall in exchange for ARI's 2020 1st round draft choice (conditional), ARI's 2021 3rd round draft choice (conditional), Nick Merkley, Nate Schnarr and Kevin Bahl

SEASON	TEAM	LEAGUE	REGULAR SEASON					PLAYOFFS				
			GP	G	A	PTS	PIM	GP	G	A	PTS	PIM
2013-14	Sault Ste. Marie	OHL	62	19	21	40	12	9	0	3	3	0
2014-15	Sault Ste. Marie	OHL	57	24	43	67	12	14	3	6	9	4
2015-16	Sault Ste. Marie	OHL	68	26	48	74	42	12	6	4	10	8
2016-17	Sault Ste. Marie	OHL	30	15	19	34	16	11	1	7	8	12
	New Jersey	NHL	3	0	0	0	0	-	-	-	-	-
	Albany	AHL	-	-	-	-	-	2	0	0	0	2
2017-18	Binghamton	AHL	62	12	7	19	26	-	-	-	-	-
2018-19	Binghamton	AHL	43	3	5	8	24	-	-	-	-	-
2019-20	Binghamton	AHL	10	0	1	1	4	-	-	-	-	-
	Tucson	AHL	32	4	5	9	20	-	-	-	-	-



## TYLER STEENBERGEN

C

Height: 5'10"      Weight: 187      Shoots: Left  
 Born: January 7, 1998, Sylvan Lake, AB  
 Drafted: Arizona's 8th choice (5th round, 128th overall) in the 2017 Entry Draft

SEASON	TEAM	LEAGUE	REGULAR SEASON					PLAYOFFS				
			GP	G	A	PTS	PIM	GP	G	A	PTS	PIM
2014-15	Swift Current	WHL	72	5	6	11	13	4	1	0	1	0
2015-16	Swift Current	WHL	67	20	26	46	18	-	-	-	-	-
2016-17	Swift Current	WHL	72	51	39	90	22	14	8	6	14	8
2017-18	Swift Current	WHL	56	47	55	102	44	26	12	15	27	12
2018-19	Tucson	AHL	63	9	13	22	16	-	-	-	-	-
2019-20	Tucson	AHL	57	8	18	26	18	-	-	-	-	-



## NATE SUCESE

F

Height: 5'9"

Weight: 175


Shoots: Left

Born: July 12, 1996, Fairport, NY

Drafted: Not Drafted

Acquired: Signed a one-year entry-level contract with the Coyotes on March 20, 2020

SEASON	TEAM	LEAGUE	REGULAR SEASON					PLAYOFFS				
			GP	G	A	PTS	PIM	GP	G	A	PTS	PIM
2013-14	The Gunnery	USHS	28	17	22	39	-	-	-	-	-	-
	Dubuque	USHL	2	1	0	1	0	-	-	-	-	-
2014-15	Dubuque	USHL	51	12	15	27	20	8	3	6	9	6
2015-16	Dubuque	USHL	60	26	33	59	28	12	4	6	10	2
2016-17	Penn State	NCAA	38	17	19	36	12	-	-	-	-	-
2017-18	Penn State	NCAA	36	14	15	29	16	-	-	-	-	-
2018-19	Penn State	NCAA	39	19	18	37	24	-	-	-	-	-
2019-20	Penn State	NCAA	34	11	27	38	16	-	-	-	-	-



## DAVID TENDECK

G

Height: 6'2"

Weight: 165


Catches: Left

Born: November 25, 1999, North Vancouver, BC

Drafted: Arizona's 8th choice (6th round, 158th overall) in the 2018 Entry Draft

Signed a three-year entry-level contract with the Coyotes on April 6, 2020

SEASON	TEAM	LEAGUE	REGULAR SEASON							PLAYOFFS						
			GP	MIN	GA	SO	SV%	GAA	W-L-OTL	GP	MIN	GA	SO	SV%	GAA	W-L-OTL
2015-16	Vancouver	WHL	2	83	8	0	.822	5.80	0-1-0	-	-	-	-	-	-	-
2016-17	Vancouver	WHL	22	1118	89	0	.856	4.78	5-14-0	-	-	-	-	-	-	-
2017-18	Vancouver	WHL	48	2745	138	0	.912	3.02	25-16-2	-	-	-	-	-	-	-
2018-19	Vancouver	WHL	38	2225	92	4	.911	2.48	24-10-3	17	1034	41	0	.918	2.38	11-3-2
2019-20	Vancouver	WHL	35	2017	77	3	.920	2.29	18-13-2	-	-	-	-	-	-	-

**CARSON BANTLE**

LW

Height: 6'5"      Weight: 205      Shoots: Left  
 Born: January 22, 2002, Onalaska, WI  
 Drafted: Arizona's 2nd choice (5th round, 142nd overall) in the 2020 Entry Draft

SEASON	TEAM	LEAGUE	REGULAR SEASON					PLAYOFFS				
			GP	G	A	PTS	PIM	GP	G	A	PTS	PIM
2018-19	Madison	USHL	62	10	10	20	32	-	-	-	-	-
2019-20	Madison	USHL	49	20	29	49	54	-	-	-	-	-

**FILIP BARKLUND**

F

Height: 6'0"      Weight: 168      Shoots: Left  
 Born: August 29, 2002, Stockholm, SE  
 Drafted: Arizona's 3rd choice (6th round, 173rd overall) in the 2020 Entry Draft


SEASON	TEAM	LEAGUE	REGULAR SEASON					PLAYOFFS				
			GP	G	A	PTS	PIM	GP	G	A	PTS	PIM
2018-19	Orebro HK J18	J18 Elit	19	14	15	29	16	-	-	-	-	-
	Orebro HK J18	J18 Allsvenskan	8	2	4	6	6	7	3	1	4	4
	Orebro HK J20	J20 SuperElit	17	5	3	8	4	4	2	1	3	2
2019-20	Orebro HK J18	J18 Elit	2	1	0	1	0	-	-	-	-	-
	Orebro HK J18	J18 Allsvenskan	3	2	2	4	2	-	-	-	-	-
	Orebro HK J20	J20 SuperElit	43	9	21	30	32	-	-	-	-	-

**AXEL BERGKVIST**

D

Height: 5'9"      Weight: 200      Shoots: Left  
 Born: June 1, 2000, Insjön, SE  
 Drafted: Arizona's 8th choice (7th round, 200th overall) in the 2019 Entry Draft

SEASON	TEAM	LEAGUE	REGULAR SEASON					PLAYOFFS				
			GP	G	A	PTS	PIM	GP	G	A	PTS	PIM
2017-18	Leksands IF J20	SuperElit	45	13	19	32	28	2	0	0	0	0
	Leksands IF	Allsvenskan	2	0	0	0	0	-	-	-	-	-
2018-19	Leksands IF J20	SuperElit	23	12	9	21	16	2	0	2	2	2
	Leksands IF	Allsvenskan	36	3	7	10	12	-	-	-	-	-
2019-20	Kitchener	OHL	62	9	43	52	23	-	-	-	-	-

**MICHAEL CALLAHAN**

D

Height: 6'2"      Weight: 205      Shoots: Left  
 Born: September 23, 1999, Franklin, MA  
 Drafted: Arizona's 6th choice (5th round, 142nd overall) in the 2018 Entry Draft

SEASON	TEAM	LEAGUE	REGULAR SEASON					PLAYOFFS				
			GP	G	A	PTS	PIM	GP	G	A	PTS	PIM
2016-17	Bloomington	USHL	2	0	0	0	0	-	-	-	-	-
2017-18	Central Illinois	USHL	37	3	6	9	15	-	-	-	-	-
	Youngstown	USHL	22	0	9	9	6	11	0	2	2	2
2018-19	Providence	NCAA	41	2	8	10	19	-	-	-	-	-
2019-20	Providence	NCAA	34	5	23	28	20	-	-	-	-	-



## ALEXANDR DARIN

RW

Height: 5'11"      Weight: 165      Shoots: Right  
 Born: August 16, 2000, Yaroslavl, RU  
 Drafted: Arizona's 4th choice (4th round, 107th overall) in the 2019 Entry Draft

SEASON	TEAM	LEAGUE	REGULAR SEASON					PLAYOFFS				
			GP	G	A	PTS	PIM	GP	G	A	PTS	PIM
2017-18	Loko-Yunior Yaroslavl	NMHL	28	4	16	20	22	9	1	4	5	14
2018-19	Loko Yaroslavl	MHL	47	20	15	35	24	1	0	1	1	4
2019-20	Lokomotiv Yaroslavl	KHL	3	1	1	2	0	-	-	-	-	-
	Buran Voronezh	VHL	4	1	0	1	0	-	-	-	-	-
	Loko Yaroslavl	MHL	44	13	32	45	26	3	2	0	2	0



## ELLIOT EKEFJARD

RW

Height: 6'4"      Weight: 216      Shoots: Left  
 Born: January 25, 2002, SE  
 Drafted: Arizona's 4th choice (7th round, 192nd overall) in the 2020 Entry Draft

SEASON	TEAM	LEAGUE	REGULAR SEASON					PLAYOFFS				
			GP	G	A	PTS	PIM	GP	G	A	PTS	PIM
2018-19	IF Björklöven J18	J18 Elit	22	10	7	17	0	-	-	-	-	-
	IF Björklöven J18	Allsvenskan	16	3	7	10	6	1	0	0	0	0
	IF Björklöven J20	J20 Elit	2	1	0	1	0	-	-	-	-	-
2019-20	IF Björklöven J18	J18 Elit	19	24	13	37	6	-	-	-	-	-
	IF Björklöven J18	Allsvenskan	16	13	7	20	10	1	1	0	1	2
	IF Björklöven J18	J20 Elit	15	9	5	14	4	-	-	-	-	-



## TY EMBERSON

D

Height: 6'1"      Weight: 200      Shoots: Left  
 Born: May 24, 2000, Eau Claire, WI  
 Drafted: Arizona's 4th choice (3rd round, 73rd overall) in the 2018 Entry Draft

SEASON	TEAM	LEAGUE	REGULAR SEASON					PLAYOFFS				
			GP	G	A	PTS	PIM	GP	G	A	PTS	PIM
2016-17	USNTDP Juniors	USHL	34	0	8	8	12	-	-	-	-	-
	U.S. Natl' U17 Team	USDP	56	0	18	18	14	-	-	-	-	-
	U.S. Natl' U18 Team	USDP	1	0	0	0	0	-	-	-	-	-
2017-18	USNTDP Juniors	USHL	25	4	11	15	0	-	-	-	-	-
	U.S. Natl' U18 Team	USDP	61	4	23	27	46	-	-	-	-	-
2018-19	Wisconsin	NCAA	37	4	8	12	10	-	-	-	-	-
2019-20	Wisconsin	NCAA	33	1	8	9	53	-	-	-	-	-




## JOHN FARINACCI

C

Height: 6'0"      Weight: 185      Shoots: Right  
 Born: February 14, 2001, Red Bank, New Jersey  
 Drafted: Arizona's 2nd choice (3rd round, 76th overall) in the 2019 Entry Draft

SEASON	TEAM	LEAGUE	REGULAR SEASON					PLAYOFFS				
			GP	G	A	PTS	PIM	GP	G	A	PTS	PIM
2017-18	Dexter School	USHS	27	26	27	53	-	-	-	-	-	-
	Muskegon	USHL	2	0	0	0	0	-	-	-	-	-
	USNTDP Juniors	USHL	5	2	1	3	0	-	-	-	-	-
2018-19	Dexter School	USHS	16	12	21	33	-	-	-	-	-	-
	Muskegon	USHL	2	2	1	3	0	-	-	-	-	-
	USNTDP Juniors	USHL	2	0	0	0	0	-	-	-	-	-
2019-20	Harvard	NCAA	31	10	12	22	21	-	-	-	-	-

**MICHAEL KAROW**

D

Height: 6'2"      Weight: 210      Shoots: Left  
 Born: December 18, 1998, Green Bay, WI  
 Drafted: Arizona's 7th choice (5th round, 126th overall) in the 2017 Entry Draft


SEASON	TEAM	LEAGUE	REGULAR SEASON					PLAYOFFS				
			GP	G	A	PTS	PIM	GP	G	A	PTS	PIM
2016-17	Youngstown	USHL	58	4	17	21	39	5	1	2	3	6
2017-18	Boston College	NCAA	34	0	6	6	22	-	-	-	-	-
2018-19	Boston College	NCAA	39	0	2	2	18	-	-	-	-	-
2019-20	Boston College	NCAA	34	0	4	4	12	-	-	-	-	-

**LIAM KIRK**

C

Height: 6'1"      Weight: 161      Shoots: Left  
 Born: January 3, 2000, Maltby, GBR  
 Drafted: Arizona's 9th choice (7th round, 189th overall) in the 2018 Entry Draft


SEASON	TEAM	LEAGUE	REGULAR SEASON					PLAYOFFS				
			GP	G	A	PTS	PIM	GP	G	A	PTS	PIM
2016-17	Sheffield	EIHL	19	0	0	0	2	-	-	-	-	-
	Sheffield	EPIHL	38	20	25	45	12	-	-	-	-	-
2017-18	Sheffield	EIHL	52	9	7	16	6	-	-	-	-	-
2018-19	Peterborough	OHL	63	26	21	47	26	5	0	1	1	0
2019-20	Peterborough	OHL	47	21	29	50	25	-	-	-	-	-

**BEN MCCARTNEY**

LW

Height: 5'11"      Weight: 165      Shoots: Left  
 Born: July 13, 2001, Macdonald, MB  
 Drafted: Arizona's 5th choice (7th round, 204th overall) in the 2020 Entry Draft

SEASON	TEAM	LEAGUE	REGULAR SEASON					PLAYOFFS				
			GP	G	A	PTS	PIM	GP	G	A	PTS	PIM
2016-17	Okanagan HA White U18	CCSHL U18	29	27	24	51	60	3	1	1	2	16
	Brandon	WHL	2	0	0	0	0	3	1	0	1	2
2017-18	Brandon	WHL	51	2	10	12	32	11	1	5	6	8
2018-19	Brandon	WHL	67	21	20	41	72	-	-	-	-	-
2019-20	Brandon	WHL	61	25	36	61	105	-	-	-	-	-

**VALENTIN NUSSBAUMER**

LW

Height: 5'11"      Weight: 172      Shoots: Left  
 Born: September 25, 2000, Delemont, SUI  
 Drafted: Arizona's 9th choice (7th round, 207th overall) in the 2019 Entry Draft

SEASON	TEAM	LEAGUE	REGULAR SEASON					PLAYOFFS				
			GP	G	A	PTS	PIM	GP	G	A	PTS	PIM
2017-18	Biel-Bienne U20	U20-Elit	20	7	11	18	32	8	3	3	6	10
	EHC Biel-Bienne	NLA	26	5	1	6	2	1	0	0	0	0
2018-19	Shawinigan	QMJHL	58	17	21	38	16	6	1	3	4	2
2019-20	Shawinigan	QMJHL	31	7	18	25	14	-	-	-	-	-
	Biel-Bienne U20	U20-Elit	0	0	0	0	0	3	2	1	3	0
	EHC Biel-Bienne	NL	15	1	2	3	2	-	-	-	-	-





## AKU RATY

RW

Height: 6'0"      Weight: 171      Shoots: Right  
 Born: July 5, 2001, Oulu, FI  
 Drafted: Arizona's 5th choice (5th round, 151st overall) in the 2019 Entry Draft

SEASON	TEAM	LEAGUE	REGULAR SEASON					PLAYOFFS				
			GP	G	A	PTS	PIM	GP	G	A	PTS	PIM
2017-18	Karpat U18	b sm-sarja	46	18	36	54	20	5	3	2	5	2
2018-19	Karpat U20	a sm-liiga	52	19	26	45	28	11	3	6	9	4
2019-20	Karpat U20	Jr. A SM-liiga	18	11	10	21	6	1	1	0	1	0
	Karpat	Liiga	32	2	5	7	14	-	-	-	-	-



## ANTHONY ROMANO

RW

Height: 5'11"      Weight: 182      Shoots: Left  
 Born: October 7, 2000, Richmond Hill, ON  
 Drafted: Arizona's 7th choice (6th round, 176th overall) in the 2019 Entry Draft

SEASON	TEAM	LEAGUE	REGULAR SEASON					PLAYOFFS				
			GP	G	A	PTS	PIM	GP	G	A	PTS	PIM
2017-18	Aurora	OJHL	40	18	26	44	25	9	2	8	10	0
2018-19	Sioux Falls	USHL	60	26	21	47	34	10	1	2	3	6
2019-20	Clarkson	NCAA	33	6	4	10	8	-	-	-	-	-



## DANIL SAVUNOV

C

Height: 5'10"      Weight: 150      Shoots: Left  
 Born: December 23, 2000, Sarov, RU  
 Drafted: Arizona's 6th choice (6th round, 174th overall) in the 2019 Entry Draft

SEASON	TEAM	LEAGUE	REGULAR SEASON					PLAYOFFS				
			GP	G	A	PTS	PIM	GP	G	A	PTS	PIM
2017-18	Dizelist Penza	NMHL	32	8	10	18	18	12	3	6	9	2
2018-19	Dizelist Penza	VHL	45	6	9	15	10	-	-	-	-	-
	Dizelist Penza	NMHL	10	12	8	20	14	9	2	6	8	6
	SKA-Neva St. Petersburg	VHL	42	11	13	24	8	9	1	6	7	6
2019-20	SKA-1946 St. Petersburg	MHL	2	0	1	1	0	-	-	-	-	-



## ERIK WALLI WALTERHOLM

RW

Height: 6'3"      Weight: 203      Shoots: Right  
 Born: February 27, 1999, Sollentuna, SE  
 Drafted: Arizona's 9th choice (7th round, 190th overall) in the 2017 Entry Draft

SEASON	TEAM	LEAGUE	REGULAR SEASON					PLAYOFFS				
			GP	G	A	PTS	PIM	GP	G	A	PTS	PIM
2015-16	SDE HF J18	J18E	31	8	12	20	59	-	-	-	-	-
	SDE HF J20	J20	4	2	1	3	4	-	-	-	-	-
2016-17	SDE HF J18	J18E	20	19	13	32	26	-	-	-	-	-
	Djurgardens J18	J18A	14	8	6	14	16	4	3	1	4	4
	Djurgardens J20	SuperElit	11	1	0	1	10	1	0	0	0	2
2017-18	Djurgardens IF J20	SuperElit	42	18	21	39	64	3	1	3	4	6
	Djurgardens IF	SHL	20	2	0	2	0	-	-	-	-	-
2018-19	Djurgardens IF J20	SuperElit	29	16	14	30	71	5	3	2	5	6
	Djurgardens IF	SHL	31	1	1	2	35	18	0	0	0	10
2019-20	Djurgardens IF	SHL	20	1	1	2	6	-	-	-	-	-
	Timra IK	Hockey Allsvenskan	16	3	9	12	4	1	0	0	0	4



FILIP WESTERLUND

D

Height: 6'0"

Weight: 185

Shoots: Right

Born: April 17, 1999, Harnosand, SE

Drafted: Arizona's 2nd choice (2nd round, 44th overall) in the 2017 Entry Draft

SEASON	TEAM	LEAGUE	REGULAR SEASON					PLAYOFFS				
			GP	G	A	PTS	PIM	GP	G	A	PTS	PIM
2015-16	Frolunda HC J18	J18	21	4	8	12	18	-	-	-	-	-
	Frolunda HC J18	J18A	18	0	4	4	2	6	0	1	1	4
	Frolunda HC J20	SuperElit	3	0	0	0	2	-	-	-	-	-
2016-17	Frolunda HC J18	J18A	0	0	0	0	0	3	0	1	1	0
	Frolunda HC J20	SuperElit	23	1	6	7	8	5	0	1	1	6
	Frolunda HC	SHL	33	0	4	4	6	-	-	-	-	-
2017-18	Frolunda HC J20	SuperElit	24	4	9	13	12	2	1	0	1	0
	Frolunda HC	SHL	19	0	2	2	0	-	-	-	-	-
2018-19	Frolunda HC	SHL	19	1	1	2	6	-	-	-	-	-
	Timra IK	SHL	4	2	0	2	0	-	-	-	-	-
2019-20	Timra IK	Hockey Allsvenskan	52	4	17	21	12	1	1	1	2	0

## GOALTENDERS

NO	NAME	P	HT	WT	C	BIRTHPLACE	BIRTHDATE	2019-20 CLUB	GP	MIN	W-L-T	SO	GAA	SV%
30	McIntyre, Zane	G	6-2	206	L	Grand Forks, ND	Aug. 20, 1992	Utica (AHL)	24	1347	11-10-2	0	3.16	.894
								Binghamton (AHL)	4	240	4-0-0	2	0.75	.977
31	Hill, Adin	G	6-6	202	L	Comox, BC	May 11, 1996	Arizona (NHL)	13	641	2-4-3	0	2.62	.918
								Tucson (AHL)	20	1199	15-5-0	2	2.40	.918
32	Raanta, Antti	G	6-0	195	L	Rauma, FI	May 12, 1989	Arizona (NHL)	33	1823	15-14-3	2	2.63	.921
35	Kuemper, Darcy	G	6-5	215	L	Saskatoon, SK	May 5, 1990	Arizona (NHL)	29	1754	16-11-2	2	2.22	.928
50	Prosvetov, Ivan	G	6-5	175	L	Moscow, RU	Mar. 5, 1999	Tucson (AHL)	27	1581	14-10-1	1	2.88	.909

## DEFENSEMEN

NO	NAME	POS	HT	WT	S	BIRTHPLACE	BIRTHDATE	2019-20 CLUB	GP	G	A	PTS	PIM
4	Hjalmarsson, Niklas	D	6-3	197	L	Eksjo, SE	June 6, 1987	Arizona (NHL)	27	1	4	5	14
6	Chychrun, Jakob	D	6-2	210	L	Boca Raton, FL	Mar. 31, 1998	Arizona (NHL)	63	12	14	26	38
14	Schmaltz, Jordan	D	6-2	196	R	Madison, WI	Oct. 8, 1993	Toronto (AHL)	37	2	11	13	24
								Bridgeport (AHL)	6	0	1	1	2
23	Ekman-Larsson, Oliver	D	6-2	200	L	Karlskrona, SE	July 17, 1991	Arizona (NHL)	66	9	21	30	38
33	Goligoski, Alex	D	5-11	185	L	Grand Rapids, MN	July 30, 1985	Arizona (NHL)	70	4	28	32	24
42	Ness, Aaron	D	5-10	183	L	Bemidji, MN	May 18, 1990	Arizona (NHL)	24	0	1	1	0
								Tucson (AHL)	17	2	7	9	14
46	Lyubushkin, Ilya	D	6-2	201	R	Moscow, RU	Apr. 6, 1994	Arizona (NHL)	51	0	4	4	18
54	Dineen, Cam	D	5-11	184	L	Toms River, NJ	June 19, 1998	Tucson (AHL)	57	5	9	14	12
55	Demers, Jason	D	6-1	195	R	Dorval, QC	June 9, 1988	Arizona (NHL)	50	0	11	11	25
61	Mayo, Dysin	D	6-0	195	R	Victoria, BC	Aug. 17, 1996	Tucson (AHL)	58	4	8	12	34
75	Capobianco, Kyle	D	6-1	196	L	Mississauga, ON	Aug. 13, 1997	Arizona (NHL)	9	1	0	1	2
								Tucson (AHL)	42	10	27	37	47
77	Soderstrom, Victor	D	6-0	179	R	Skutskars, SE	Feb. 26, 2001	Brynäs IF (SHL)	35	5	11	16	12
79	Gross, Jordan	D	5-10	190	R	Maple Grove, MN	May 9, 1995	Tucson (AHL)	56	10	17	27	14
								Arizona (NHL)	2	0	1	1	0
82	Oesterle, Jordan	D	6-0	182	L	Dearborn Heights, MI	June 25, 1992	Arizona (NHL)	58	3	10	13	14
95	Crotty, Cam	D	6-2	190	R	Ottawa, ON	May 5, 1999	Boston U. (NCAA)	30	4	5	9	26

## FORWARDS

NO	NAME	POS	HT	WT	S	BIRTHPLACE	BIRTHDATE	2019-20 CLUB	GP	G	A	PTS	PIM
8	Schmaltz, Nick	C	6-0	177	R	Madison, WI	Feb. 23, 1996	Arizona (NHL)	70	11	34	45	20
9	Keller, Clayton	RW	5-10	170	L	Chesterfield, MO	July 29, 1998	Arizona (NHL)	70	17	27	44	28
15	Hayden, John	C	6-3	223	R	Chicago, IL	Feb. 14, 1995	New Jersey (NHL)	43	3	1	4	77
16	Brassard, Derick	C	6-1	202	L	Hull, QC	Sept. 22, 1987	NY Islanders (NHL)	66	10	22	32	16
17	Pittlick, Tyler	C	6-2	200	R	Minneapolis, MN	Nov. 1, 1991	Philadelphia (NHL)	63	8	12	20	12
18	Dvorak, Christian	C	6-0	195	L	Palos, IL	Feb. 2, 1996	Arizona (NHL)	70	18	20	38	12
22	Larsson, Johan	C	5-11	204	L	Lau, SE	July 25, 1992	Buffalo (NHL)	62	6	12	18	26
24	Fasching, Hudson	RW	6-2	207	R	Milwaukee, WI	July 28, 1995	Tucson (AHL)	57	19	16	35	15
26	Chaput, Michael	C	6-2	199	L	Ile Blizard, QC	Apr. 9, 1992	Arizona (NHL)	2	0	0	0	2
								Tucson (AHL)	47	16	13	29	22
28	Hunt, Dryden	LW	6-0	193	L	Cranbrook, BC	Nov. 24, 1995	Florida (NHL)	21	0	4	4	24
								Springfield (AHL)	35	13	16	29	22
29	Hayton, Barrett	C	6-1	190	L	Peterborough, ON	June 9, 2000	Arizona (NHL)	20	1	3	4	14
34	Gauthier, Frederik	C	6-5	239	L	Laval, QC	Apr. 26, 1995	Toronto (NHL)	61	7	5	12	10
36	Fischer, Christian	RW	6-2	214	R	Chicago, IL	Apr. 15, 1997	Arizona (NHL)	56	6	3	9	16
37	McGregor, Ryan	C	6-0	168	L	Burlington, ON	Jan. 29, 1999	Sarnia (OHL)	52	27	41	68	10
38	Speers, Blake	C	5-11	184	R	Sault Ste. Marie, ON	Feb. 2, 1997	Binghamton (AHL)	10	0	1	1	4
								Tucson (AHL)	32	4	5	9	20
39	Sucese, Nate	LW	5-9	174	L	Fairport, NY	July 12, 1996	Penn State (NCAA)	34	11	27	38	16
58	Bunting, Michael	LW	5-11	197	L	Scarborough, ON	Sept. 17, 1995	Tucson (AHL)	58	12	37	49	49
67	Crouse, Lawson	LW	6-4	220	L	Mt. Brydges, ON	June 23, 1997	Arizona (NHL)	66	15	10	25	33
73	Jenik, Jan	RW	6-1	161	L	Nymburk, CZ	Sept. 15, 2000	Hamilton (OHL)	27	22	34	56	30
80	Burke, Brayden	LW	5-10	165	L	Edmonton, AB	Jan. 1, 1997	Tucson (AHL)	51	21	31	52	34
81	Kessel, Phil	RW	6-0	202	R	Madison, WI	Oct. 2, 1987	Arizona (NHL)	70	14	24	38	22
83	Garland, Conor	RW	5-10	165	R	Scituate, MA	Mar. 11, 1996	Arizona (NHL)	68	22	17	39	20
91	Caggiula, Drake	C	5-10	176	L	Pickering, ON	June 20, 1994	Chicago (NHL)	40	9	6	15	32
93	Pederson, Lane	C	6-0	190	R	Saskatoon, SK	Aug. 4, 1997	Tucson (AHL)	37	16	18	34	40



### STAFF DIRECTORY

Bob Hoffman . . . . . President  
 Steve Sullivan . . . . . General Manager  
 Adrian Denny . . . . . Director, Communications & Broadcasting  
 Taitum Kurasz . . . . . Coordinator, Corporate Service  
 Tyler Kern . . . . . Manager, Ticket Operations  
 Julie Sipe . . . . . Manager, Ticket Sales  
 Nick Fuentes . . . . . Senior Account Executive, Group Sales  
 Kayla Miller . . . . . Coordinator, Ticket Service  
 Anissa Lopez . . . . . Coordinator, Ticket Service  
 Jimmy Peebles . . . . . Mascot/Marketing Coordinator



## TUCSON ROADRUNNERS COACHING STAFF



**Jay Varady**  
Head Coach

Jay Varady enters his third season as Head Coach of the Tucson Roadrunners. He was named as Head Coach of the Pacific Division at the 2020 AHL All-Star Classic and has guided Tucson to a 70-45-11 record in his two seasons with the team.

Varady joined the Coyotes organization from the Kingston Frontenacs of the Ontario Hockey League (OHL) where he led Kingston to a record of 36-23-6-3 in his first season as the team's head coach. He also guided the Frontenacs to a 9-7 playoff record, losing to the Hamilton Bulldogs in the OHL's Eastern Conference Championship.

Prior to coaching Kingston, Varady served four seasons as the head coach of the Sioux City Musketeers of the USHL, posting an impressive 136-88-0-16 record. Varady led his club to the postseason in three of four seasons and won the Anderson Cup, the regular season title in 2016-17. He also led Sioux City to the league finals in 2017.

Varady previously coached two seasons (2011-2013) with Ducs d'Angers in France and helped the team win the 2013 regular season title and make an appearance in the league finals.

The Cahokia, IL native joined Angers after seven years with the Everett Silvertips of the Western Hockey League where he was an associate coach for three seasons (2007-2010) and an assistant coach for four seasons (2003-2007).

Varady has also served several stints with Team USA. In 2014 and 2016, he coached the American team to the gold medal in the World Junior A Challenge. He won a silver medal at the Hlinka Tournament with Team USA in 2011 and was part of the coaching staff that won gold at the 2010 World Junior Championship in Saskatoon.



**John Slaney**  
Assistant Coach

John Slaney enters his third season as an Assistant Coach in Tucson and his ninth with the Coyotes organization. Slaney previously spent two seasons as an assistant coach with Arizona and four seasons as an assistant coach with the Portland Pirates (AHL). He started with the Pirates in 2011-12 after finishing his playing career with Plzen HC (Czech) following the 2010-11 season.

Leaving his mark as one of the best defensemen in AHL history, Slaney began his coaching career with a wealth of accolades. He was a two-time recipient of the Eddie Shore Award (given annually to the AHL's top defenseman) with the Philadelphia Phantoms in the 2000-01 and 2001-02 seasons. He also won a Calder Cup championship with the Phantoms in 2005.

He was inducted into the Wilkes-Barre/Scranton Penguins Hall of Fame in 2016. A member of the Penguins inaugural team, Slaney appeared in 89 games with Wilkes-Barre/Scranton during parts of two seasons (1999-2001), recording 42-68-110.

Slaney became the AHL's all-time leading scorer as a defenseman in 2005-06 until his mark (519 career points) was surpassed by Oklahoma City's Bryan Helmer. Slaney also played in 29 games and posted 14-13-27 for Portland during the 1993-94 Calder Cup championship season.

During his career in the NHL, Slaney totaled 22-69-91 in 268 games with the Washington Capitals (1993-95), Colorado Avalanche (1995-96), Los Angeles Kings (1995-97), Phoenix Coyotes (1997-98), Nashville Predators (1998-99), Pittsburgh Penguins (1999-00) and Philadelphia Flyers (2001-02; 2003-04). Slaney also skated in 14 games for the Capitals (1993-94), Penguins (1999-00), and Flyers (2001-02) during the Stanley Cup Playoffs where he netted two goals and registered an assist.

The 47-year-old native of St. John's, Newfoundland was originally drafted by Washington in the first round (ninth overall) of the 1990 NHL Entry Draft. He and his wife, Brenda, have a son, Tyler, and daughter, Julia.





## Steve Potvin

### Assistant Coach

Steve Potvin enters his fourth season with the Roadrunners as an assistant coach. He previously served as the Coyotes' skills coach in 2016-17.

As the organization's skills coach, Potvin focused on player assessment and individual skill improvement with players at both the NHL and AHL levels.

Potvin joined the Coyotes after a professional career that included 478 professional American Hockey League (AHL) and top European league games.

The former forward registered 31-44-75 in 158 career AHL contests. Potvin collected 133 goals and 184 assists in 350 games over 10 seasons in Europe.

Steve and his wife, Nada, have three children: Max (17), Nash (14) and Eliana (11).



## Brady Morgan

### Video Coach/Hockey Operations Assistant

Brady Morgan is in his fifth season with the Tucson Roadrunners as the team's Video Coach & Hockey Operations Assistant. He joined the Roadrunners in August 2016 after working with the Seattle Thunderbirds (WHL) as a Hockey Operations Assistant for one season.

The Phoenix, Arizona native attended Arizona State University where he received a degree in Business Communication. He served as a Hockey Operations Intern with the Arizona Coyotes for two seasons from 2013-15.



**2019-20 IN REVIEW**

## EASTERN CONFERENCE

## ATLANTIC DIVISION

	GP	W	L	OT	PTS	ROW	GF	GA
1 BOSTON	70	44	14	12	100	44	227	174
2 TAMPA BAY	70	43	21	6	92	41	245	195
3 TORONTO	70	36	25	9	81	35	238	227
4 FLORIDA	69	35	26	8	78	32	231	228
5 MONTREAL	71	31	31	9	71	27	212	221
6 BUFFALO	69	30	31	8	68	28	195	217
7 OTTAWA	71	25	34	12	62	24	191	243
8 DETROIT	71	17	49	5	39	14	145	267

## METROPOLITAN DIVISION

	GP	W	L	OT	PTS	ROW	GF	GA
1 WASHINGTON	69	41	20	8	90	37	240	215
2 PHILADELPHIA	69	41	21	7	89	36	232	196
3 PITTSBURGH	69	40	23	6	86	37	224	196
4 CAROLINA	68	38	25	5	81	33	222	193
5 COLUMBUS	70	33	22	15	81	33	180	187
6 NY ISLANDERS	68	35	23	10	80	32	192	193
7 NY RANGERS	70	37	28	5	79	36	234	222
8 NEW JERSEY	69	28	29	12	68	24	189	230

## WESTERN CONFERENCE

## CENTRAL DIVISION

	GP	W	L	OT	PTS	ROW	GF	GA
1 ST. LOUIS	71	42	19	10	94	40	225	193
2 COLORADO	70	42	20	8	92	41	237	191
3 DALLAS	69	37	24	8	82	35	180	177
4 WINNIPEG	71	37	28	6	80	34	216	203
5 NASHVILLE	69	35	26	8	78	32	215	217
6 MINNESOTA	69	35	27	7	77	33	220	220
7 CHICAGO	70	32	30	8	72	28	212	218

## PACIFIC DIVISION

	GP	W	L	OT	PTS	ROW	GF	GA
1 VEGAS	71	39	24	8	86	36	227	211
2 EDMONTON	71	37	25	9	83	35	225	217
3 CALGARY	70	36	27	7	79	30	210	215
4 VANCOUVER	69	36	27	6	78	32	228	217
5 ARIZONA	70	33	29	8	74	28	195	187
6 ANAHEIM	71	29	33	9	67	24	187	226
7 LOS ANGELES	70	29	35	6	64	28	178	212
8 SAN JOSE	70	29	36	5	63	27	182	226

## 2019-20 NHL INDIVIDUAL SCORING LEADERS

Player	Team	Pos	GP	G	A	P	+/-	PIM	PP	SH	GW	OT	S
Leon Draisaitl	EDM	C	71	43	67	110	-7	18	16	0	10	2	218
Connor McDavid	EDM	C	64	34	63	97	-6	28	11	0	6	0	212
David Pastrnak	BOS	R	70	48	47	95	21	40	20	0	10	1	279
Artemi Panarin	NYR	L	69	32	63	95	36	20	7	0	4	0	209
Nathan MacKinnon	COL	C	69	35	58	93	13	12	12	0	4	2	318
Brad Marchand	BOS	L	70	28	59	87	25	82	5	1	5	0	185
Nikita Kucherov	TBL	R	68	33	52	85	26	38	4	0	6	3	210
Patrick Kane	CHI	R	70	33	51	84	8	40	8	0	2	1	275
Auston Matthews	TOR	C	70	47	33	80	19	8	12	0	5	0	290
Jack Eichel	BUF	C	68	36	42	78	5	34	11	1	9	3	227
Jonathan Huberdeau	FLA	L	69	23	55	78	5	30	5	0	3	1	152
Mika Zibanejad	NYR	C	57	41	34	75	9	14	15	3	6	2	208
John Carlson	WSH	D	69	15	60	75	12	26	2	0	6	0	189
Evgeni Malkin	PIT	C	55	25	49	74	7	58	7	0	5	0	171
Kyle Connor	WPG	L	71	38	35	73	4	34	9	1	7	1	239
Mark Scheifele	WPG	C	71	29	44	73	2	45	10	0	6	2	170
J.T. Miller	VAN	C	69	27	45	72	11	47	9	0	3	1	165
Alex Ovechkin	WSH	L	68	48	19	67	-12	30	13	0	3	1	311
Mitchell Marner	TOR	R	59	16	51	67	6	16	6	0	2	1	154
Sebastian Aho	CAR	C	68	38	28	66	10	26	8	4	5	0	206
Max Pacioretty	VGK	L	71	32	34	66	18	44	8	0	5	1	307
Steven Stamkos	TBL	C	57	29	37	66	14	22	10	0	6	0	176
Elias Pettersson	VAN	C	68	27	39	66	16	18	8	0	5	1	162
Blake Wheeler	WPG	R	71	22	43	65	1	37	4	1	2	0	180
Roman Josi	NSH	D	69	16	49	65	22	41	4	0	1	0	260

## 2019-20 NHL DEFENSEMEN SCORING LEADERS

Player	Team	GP	G	A	P	+/-	PIM	PPG	SHG	GWG	OTG	S
John Carlson	WSH	69	15	60	75	12	26	2	0	6	0	189
Roman Josi	NSH	69	16	49	65	22	41	4	0	1	0	260
Victor Hedman	TBL	66	11	44	55	27	31	4	0	3	0	155
Quinn Hughes	VAN	68	8	45	53	-10	22	3	0	2	1	126
Tony DeAngelo	NYR	68	15	38	53	12	47	3	0	3	2	149
Alex Pietrangolo	STL	70	16	36	52	11	20	6	0	3	0	225
Cale Makar	COL	57	12	38	50	12	12	4	0	4	0	121
Torey Krug	BOS	61	9	40	49	-4	33	2	0	4	2	144
Ryan Suter	MIN	69	8	40	48	-6	12	2	0	2	0	111
Shea Theodore	VGK	71	13	33	46	12	25	1	1	4	2	219
Keith Yandle	FLA	69	5	40	45	0	20	2	0	0	0	129
Neal Pionk	WPG	71	6	39	45	10	32	3	0	1	0	177
Brent Burns	SJS	70	12	33	45	-22	34	5	0	1	1	225
Kris Letang	PIT	61	15	29	44	0	38	6	0	2	0	177
Adam Fox	NYR	70	8	34	42	22	32	1	0	4	0	125
Aaron Ekblad	FLA	67	5	36	41	12	26	0	0	1	1	147
Zach Werenski	CBJ	63	20	21	41	9	10	5	1	4	2	187
Rasmus Dahlin	BUF	59	4	36	40	-7	38	2	0	1	0	90
Erik Karlsson	SJS	56	6	34	40	-15	16	1	1	0	0	120
Jeff Petry	MTL	71	11	29	40	-10	26	3	1	3	2	158
Dougie Hamilton	CAR	47	14	26	40	30	32	2	0	3	2	170

## GOALS AGAINST AVERAGE

Player	Team	GP	GS	SA	GA	MIN	GAA	W	L	OT
Tuukka Rask	BOS	41	41	1189	85	2,401:47	2.12	26	8	6
Jake Allen	STL	24	21	655	48	1,339:04	2.15	12	6	3
Anton Khudobin	DAL	30	26	882	62	1,677:29	2.22	16	8	4
<b>Darcy Kuemper</b>	<b>ARI</b>	<b>29</b>	<b>29</b>	<b>903</b>	<b>65</b>	<b>1,753:24</b>	<b>2.22</b>	<b>16</b>	<b>11</b>	<b>2</b>
Elvis Merzlikins	CBJ	33	31	919	71	1,815:08	2.35	13	9	8
Jaroslav Halak	BOS	31	29	905	73	1,833:22	2.39	18	6	6
Pavel Francouz	COL	34	31	996	77	1,914:26	2.41	21	7	4
Carter Hart	PHI	43	40	1100	95	2,355:50	2.42	24	13	3

## WINS, LOSSES, AND OT

Player	Team	GP	GS	W	L	OT
Andrei Vasilevskiy	TBL	52	52	35	14	3
Connor Hellebuyck	WPG	58	56	31	21	5
Jordan Binnington	STL	50	50	30	13	7
Frederik Andersen	TOR	52	52	29	13	7
Carey Price	MTL	58	58	27	25	6
Marc-Andre Fleury	VGK	49	48	27	16	5
Tuukka Rask	BOS	41	41	26	8	6
Braden Holtby	WSH	48	47	25	14	6
David Rittich	CGY	48	48	24	17	6
Carter Hart	PHI	43	40	24	13	3

## SAVE PERCENTAGE

Player	Team	GP	SA	SV	GA	SV%
Anton Khudobin	DAL	30	882	820	62	.930
Tuukka Rask	BOS	41	1189	1104	85	.929
<b>Darcy Kuemper</b>	<b>ARI</b>	<b>29</b>	<b>903</b>	<b>838</b>	<b>65</b>	<b>.928</b>
Jake Allen	STL	24	655	607	48	.927
Pavel Francouz	COL	34	996	919	77	.923
Elvis Merzlikins	CBJ	33	919	848	71	.923
Connor Hellebuyck	WPG	58	1796	1656	140	.922
<b>Antti Raanta</b>	<b>ARI</b>	<b>33</b>	<b>1014</b>	<b>934</b>	<b>80</b>	<b>.921</b>
Tristan Jarry	PIT	33	985	907	78	.921
Ben Bishop	DAL	44	1286	1183	103	.920
Robin Lehner	CHI, VGK	36	1235	1136	99	.920

## SHUTOUTS

Player	Team	GP	SO	W	L	OT	GAA	SV%	MIN
Connor Hellebuyck	WPG	58	6	31	21	5	2.57	.922	3,268:33
Elvis Merzlikins	CBJ	33	5	13	9	8	2.35	.923	1,815:08
Tuukka Rask	BOS	41	5	26	8	6	2.12	.929	2,401:47
Marc-Andre Fleury	VGK	49	5	27	16	5	2.77	.905	2,880:06
Juuse Saros	NSH	40	4	17	12	4	2.70	.914	2,176:50
Alex Stalock	MIN	38	4	20	11	4	2.67	.910	2,177:21
Carey Price	MTL	58	4	27	25	6	2.79	.909	3,439:49

### 2019-20 NHL CATEGORY LEADERS

Goals: Alex Ovechkin, Washington & David Pastrnak, Boston	.48
Assists: Leon Draisaitl, Edmonton	.67
Points: Leon Draisaitl, Edmonton	.110
Defenseman Points: John Carlson, Washington	.75
Rookie Points: Quinn Hughes, Vancouver	.53
Power-play goals: David Pastrnak, Boston	.20
Shorthanded goals: 4 players tied	.4
Game Winning Goals: David Pastrnak, Boston	.10
Leon Draisaitl, Edmonton	.10
SO Game Deciding Goals: Sean Couturier, Philadelphia	.3
<b>Nick Schmaltz, Arizona</b>	<b>.3</b>

Shots: Nathan MacKinnon, Colorado	.318
Shooting Percentage: Alex Killorn, Tampa Bay	20.0%
Plus/Minus: Ryan Graves, Colorado	+40
Goals Against Average: Tuukka Rask, Boston	2.12
Wins: Andrei Vasilevskiy, Tampa Bay	.35
Save Percentage: Anton Khudobin, Dallas	.930
Shutouts: Connor Hellebuyck, Winnipeg	.6

### 2019-20 NHL AWARD WINNERS

Hart Memorial Trophy	Leon Draisaitl, Edmonton
Calder Memorial Trophy	Cale Makar, Colorado
Vezina Trophy	Connor Hellebuyck, Winnipeg
James Norris Memorial Trophy	Roman Josi, Nashville
Jack Adams Award	Bruce Cassidy, Boston
General Manager of the Year Award	Lou Lamoriello, NY Islanders
Lady Byng Memorial Trophy	Nathan MacKinnon, Colorado
Frank J. Selke Trophy	Sean Couturier, Philadelphia
William M. Jennings Trophy	Tuukka Rask / Jaroslav Halak, Boston

Maurice "Rocket" Richard Trophy	Alex Ovechkin, Washington
Bill Masterton Memorial Trophy	Bobby Ryan, Ottawa
King Clancy Memorial Trophy	Matt Dumba, Minnesota
Art Ross Trophy	Leon Draisaitl, Edmonton
Conn Smythe Trophy	Victor Hedman, Tampa Bay
Ted Lindsay Award	Leon Draisaitl, Edmonton
Mark Messier Leadership Award	Mark Giordano, Calgary
Lester Patrick Award	Lynn Olson
President's Trophy	Boston Bruins

### 2019-20 NHL ALL-STAR TEAMS

#### FIRST ALL-STAR TEAM

Goaltender	Connor Hellebuyck, Winnipeg Jets
Defense	John Carlson, Washington Capitals
Defense	Roman Josi, Nashville Predators
Center	Leon Draisaitl, Edmonton Oilers
Right Wing	David Pastrnak, Boston Bruins
Left Wing	Artemi Panarin, New York Rangers

#### SECOND ALL-STAR TEAM

Goaltender	Tuukka Rask, Boston Bruins
Defense	Victor Hedman, Tampa Bay Lightning
Defense	Alex Pietrangelo, St. Louis Blues
Center	Nathan MacKinnon, Colorado Avalanche
Right Wing	Nikita Kucherov, Tampa Bay Lightning
Left Wing	Brad Marchand, Boston Bruins

#### ROOKIE ALL-STAR TEAM

Goaltender	Elvis Merzlikins, Columbus Blue Jackets
Defense	Quinn Hughes, Vancouver Canucks
Defense	Cale Makar, Colorado Avalanche
Forward	Dominik Kubalik, Chicago Blackhawks
Forward	Victor Olofsson, Buffalo Sabres
Forward	Nick Suzuki, Montreal Canadiens





Game #	Date	Team	W-L-OT	Record	GF-GA	Scorers	W Goal	PP	PK	SF-SA	W-L GltDr.	Attend.
1	10/03/2019	@ ANA	L	00-01-00	1-2	21	4	0-1	1-1	33-29	36 / 35	17174+
2	10/05/2019	BOS	L	00-02-00	0-1		63	0-3	2-2	35-26	41 / 35	17125+
3	10/10/2019	VGK	W	01/02/2000	4-1	83,8,83,4	8	0-2	4-4	29-38	35 / 30	13864
4	10/12/2019	@ COL	O*	01/02/2001	2-3	40,8	95	0-3	3-4	36-32	39 / 32	18053+
5	10/15/2019	@ WPG	W	02/02/2001	4-2	83,18p,8p,18	8	2-2	4-6	35-40	35 / 37	14764
6	10/17/2019	NSH	W	03/02/2001	5-2	18,81p,6p,81p,34	6	3-6	3-3	32-25	35 / 74	13521
7	10/19/2019	OTT	W	04/02/2001	5-2	75,23,83,34p,67	83	1-5	1-2	27-36	32 / 41	17125+
8	10/22/2019	@ NYR	W*	05/02/2001	3-2	67,33p,18	18	1-5	1-2	35-19	35 / 40	17435
9	10/24/2019	@ NYI	L	05/03/2001	2-4	40,83	27	0-3	1-1	23-22	40 / 35	10752
10	10/25/2019	@ NJD	W	06/03/2001	5-3	8,40s,23,29,9	29	0-3	4-5	17-35	32 / 29	14724
11	10/28/2019	@ BUF	W**	07/03/2001	3-2	83,34p	8	1-2	1-2	44-26	35 / 40	15358
12	10/30/2019	MTL	L	07/04/2001	1-4	6	6	0-3	2-2	33-36	31 / 32	14004
13	11/02/2019	COL	W	08/04/2001	3-0	18p,81,83	18	1-2	4-4	28-33	35 / 39	17125+
14	11/04/2019	@ EDM	W*	09/04/2001	3-2	40,34,21	21	0-3	2-2	24-28	35 / 19	17105
15	11/05/2019	@ CGY	O*	09/04/2002	3-4	9,18,13	19	0-5	4-6	37-43	33 / 32	17824
16	11/07/2019	CBJ	L	09/05/2002	2-3	34,6	28	0-3	3-4	32-33	70 / 35	12115
17	11/09/2019	MIN	L	09/06/2002	3-4	40,6,13	38	0-3	0-1	35-24	40 / 35	14428
18	11/11/2019	@ WSH	W**	10/06/2002	4-3	9,36,40	8	0-2	3-3	35-34	32 / 30	18573+
19	11/12/2019	@ STL	W**	11/06/2002	3-2	9,83p	8	1-3	3-3	22-35	35 / 50	18096+
20	11/14/2019	@ MIN	L	11/07/2002	2-3	83,67	18	0-3	2-3	29-34	40 / 32	17079
21	11/16/2019	CGY	W	12/07/2002	3-0	21,34,67	21	0-4	3-3	24-37	35 / 33	13534
22	11/18/2019	LAK	W	13-07-02	3-0	83,21p,6p	83	2-4	4-4	27-31	32 / 36	12210
23	11/21/2019	TOR	L	13-08-02	1-3	13	47	0-3	0-0	31-33	31 / 35	12495
24	11/23/2019	@ LAK	W	14-08-02	3-2	81p,67,36	36	1-1	2-3	19-45	32 / 32	15912
25	11/24/2019	EDM	O**	14-08-03	3-4	34p,36,13	97	1-2	0-1	30-37	19 / 35	12908
26	11/27/2019	ANA	W**	15-08-03	4-3	18p,18,33	18	1-2	3-3	28-34	35 / 36	14741
27	11/29/2019	@ VGK	O**	15-08-04	1-2	6	89	0-1	4-5	36-38	30 / 35	18326+
28	11/30/2019	SJS	L	15-09-04	2-4	8,21	28	0-3	1-1	23-30	31 / 32	15485
29	12/03/2019	@ CBJ	W	16-09-04	4-2	9p,36,67,34	67	1-1	2-3	28-35	35 / 70	14455
30	12/05/2019	@ PHI	W	17-09-04	3-1	81p,83,81p	83	2-4	3-3	18-29	35 / 37	17440
31	12/06/2019	@ PIT	L	17-10-04	0-2		71	0-5	2-2	33-26	35 / 32	18432+
32	12/08/2019	@ CHI	W**	18-10-04	4-3	36,83p,34p	83	2-6	1-2	47-29	35 / 40	21232+
33	12/10/2019	CGY	L	18-11-04	2-5	6,81p	36	1-1	2-3	48-29	39 / 32	11198
34	12/12/2019	CHI	W	19-11-04	5-2	40,9,15,8,9	15	0-4	2-3	40-30	35 / 40	13150
35	12/14/2019	NJD	L	19-12-04	1-2	33p	21	1-3	3-3	32-33	29 / 35	17125+
36	12/17/2019	@ SJS	W	20-12-04	3-2	34,21,23	23	0-3	4-4	19-28	35 / 30	16076
37	12/19/2019	MIN	L	20-13-04	5-8	81,6p,23,6p,9	36	2-4	2-2	40-33	40 / 35	15582
38	12/22/2019	@ DET	W	21-13-04	5-2	9,9,34,91,18	34	0-0	3-3	45-30	32 / 35	19515+
39	12/23/2019	@ NSH	L	21-14-04	2-3	67,6	59	0-2	1-1	28-41	35 / 32	17697+
40	12/28/2019	@ VGK	L	21-15-04	1-4	40	61	0-5	1-3	28-36	29 / 32	18461+
41	12/29/2019	DAL	L	21-16-04	2-4	91,83	24	0-4	3-3	35-25	35 / 32	17125+
42	12/31/2019	STL	W	22-16-04	3-1	83p,81,8p	81	2-4	4-4	26-39	32 / 34	14618
43	01/02/2020	ANA	W	23-16-04	4-2	67,18,15,34	15	0-3	1-1	34-28	32 / 36	14651
44	01/04/2020	PHI	W	24-16-04	6-2	15,82,9p,67,9,21s	9	1-5	4-4	22-29	32 / 79	17125+
45	01/07/2020	@ FLA	W	25-16-04	5-2	18p,23,91p,34,67	91	2-2	2-2	37-39	31 / 60	12120
46	01/09/2020	@ TBL	L	25-17-04	0-4		17	0-2	1-1	25-34	88 / 31	19092+
47	01/10/2020	@ CAR	L	25-18-04	0-3		13	0-3	3-3	32-29	34 / 32	16476
48	01/12/2020	PIT	O**	25-18-05	3-4	83,91,21	53	0-4	2-4	27-34	35 / 31	13755
49	01/14/2020	SJS	W	26-18-05	6-3	81,81p,91,67,83,91	67	1-2	2-3	40-28	31 / 30	14716
50	01/16/2020	@ VAN	L	26-19-05	1-3	18	18	0-2	1-2	35-25	25 / 31	18871+
51	01/18/2020	@ EDM	L	26-20-05	3-7	91,18p,23p	97	2-4	3-4	30-27	41 / 32	17545
52	01/29/2020	@ ANA	L	26-21-05	2-4	13,67	47	0-5	4-4	27-32	36 / 32	16730
53	01/30/2020	LAK	O*	26-21-06	2-3	8,18	19	0-2	0-1	28-37	36 / 31	13346
54	02/01/2020	CHI	O**	26-21-07	2-3	15,83	19	0-3	3-3	42-44	50 / 32	17125+
55	02/04/2020	EDM	W	27-21-07	3-0	83,67s,18	83	0-3	3-3	27-30	32 / 19	14725
56	02/06/2020	CAR	L	27-22-07	3-5	33,18p,83	20	1-5	2-2	33-31	47 / 32	11632
57	02/08/2020	@ BOS	L	27-23-07	2-4	81p,6	74	1-4	2-4	31-33	40 / 31	17850+
58	02/10/2020	@ MTL	W	28-23-07	3-2	21,91,6p	6	1-6	6-6	34-28	32 / 31	20789
59	02/11/2020	@ TOR	O*	28-23-08	2-3	18,34	24	0-3	3-3	37-41	36 / 31	19039+
60	02/13/2020	@ OTT	L	28-24-08	2-3	23p,82	13	1-2	3-3	34-31	35 / 32	9762
61	02/15/2020	WSH	W	29-24-08	3-1	18,81p,67	81	1-3	3-3	30-37	32 / 70	17139+
62	02/17/2020	NYI	W	30-24-08	2-1	9,83	83	0-2	3-3	32-29	32 / 40	13956
63	02/19/2020	@ DAL	L	30-25-08	2-3	91p,36	2	1-3	0-2	41-33	30 / 31	18227
64	02/20/2020	@ STL	L	30-26-08	0-1		90	0-3	3-3	14-46	50 / 32	18096+
66	02/25/2020	FLA	L	31-27-08	1-2	15s	68	0-0	1-2	38-26	72 / 35	12391
67	02/29/2020	BUF	W	32-27-08	5-2	82,81,9,9,23s	9	0-2	2-2	31-27	32 / 34	17125+
68	03/04/2020	@ VAN	W	33-27-08	4-2	34p,8,67,23	67	1-3	2-3	40-38	35 / 35	17363
69	03/06/2020	@ CGY	L	33-28-08	2-3	91,34	11	0-3	3-4	34-34	39 / 35	19206
70	03/09/2020	@ WPG	L	33-29-08	2-4	8,8	20	0-2	2-2	38-34	37 / 35	15325+

\* = Overtime, \*\* = Shootout, + = Sellout

Player	Pos	GP	G	A	P	+/-	PIM	PPG	SHG	GWG	OTG	S	S%	TOI/G	Sft/G	FO%
Nick Schmaltz	C	70	11	34	45	3	20	2	0	2	0	95	11.6	15:32	20.0	42.5
Clayton Keller	R	70	17	27	44	-6	28	2	0	2	0	184	9.2	16:18	20.7	38.1
Conor Garland	R	68	22	17	39	1	20	4	0	5	0	158	13.9	14:09	19.0	36.4
Christian Dvorak	C	70	18	20	38	6	12	6	0	2	1	134	13.4	16:42	21.8	55.1
Phil Kessel	R	70	14	24	38	-21	22	9	0	2	0	153	9.2	17:09	21.8	22.2
Carl Soderberg	C	70	17	18	35	6	18	6	0	1	0	135	12.6	15:54	21.1	45.3
Alex Goligoski	D	70	4	28	32	8	24	2	0	0	0	101	4.0	23:03	27.5	--
Oliver Ekman-Larsson	D	66	9	21	30	-3	38	2	1	1	0	135	6.7	23:01	27.8	--
Derek Stepan	C	70	10	18	28	-4	16	1	1	2	1	158	6.3	17:39	24.0	47.5
Taylor Hall	L	35	10	17	27	-3	14	2	0	1	0	123	8.1	19:10	22.9	30.4
Jakob Chychrun	D	63	12	14	26	4	38	5	0	2	0	149	8.1	22:26	26.7	--
Lawson Crouse	L	66	15	10	25	0	33	0	1	3	0	109	13.8	13:35	19.4	51.1
Vinnie Hinostroza	R	68	5	17	22	1	14	0	0	0	0	132	3.8	13:06	18.8	42.6
Jordan Oesterle	D	58	3	10	13	-9	14	0	0	0	0	69	4.3	17:01	21.6	--
Michael Grabner	L	46	8	3	11	-4	6	0	1	0	0	61	13.1	12:22	19.0	0.0
Brad Richardson	C	59	6	5	11	1	20	0	1	3	0	76	7.9	13:39	20.4	54.0
Jason Demers	D	50	0	11	11	5	25	0	0	0	0	53	0.0	20:30	26.5	--
Christian Fischer	R	56	6	3	9	2	16	0	0	1	0	83	7.2	11:01	16.6	27.3
Niklas Hjalmarsson	D	27	1	4	5	-2	14	0	0	0	0	18	5.6	18:46	24.3	--
Barrett Hayton	C	20	1	3	4	2	14	0	0	1	0	27	3.7	11:09	16.2	37.7
Ilya Lyubushkin	D	51	0	4	4	4	18	0	0	0	0	41	0.0	14:11	19.4	--
Kyle Capobianco	D	9	1	0	1	-1	2	0	0	0	0	10	10.0	14:46	20.7	--
Jordan Gross	D	2	0	1	1	2	0	0	0	0	0	3	0.0	16:11	22.5	--
Aaron Ness	D	24	0	1	1	1	0	0	0	0	0	11	0.0	12:32	18.3	--
Michael Chaput	C	2	0	0	0	-2	2	0	0	0	0	2	0.0	10:01	13.5	53.9
GOALIE	GP	GS	W	L	OT	GAA	SV%	SA	SV	GA	SO	G	A	P	PIM	TOI
Darcy Kuemper	29	29	16	11	2	2.22	.928	903	838	65	2	0	0	0	6	1,753:24
Antti Raanta	33	32	15	14	3	2.63	.921	1014	934	80	2	0	0	0	2	1,822:54
Adin Hill	13	9	2	4	3	2.62	.918	343	315	28	0	0	0	0	2	640:46

## 2019-2020 REGULAR SEASON HOME POINTS

Player	GP	G	A	P	+/-	PIM	TOI/g
Conor Garland	32	15	11	26	5	10	14:18
Clayton Keller	33	10	12	22	-1	14	15:44
Christian Dvorak	33	9	13	22	10	6	16:37
Nick Schmaltz	33	5	17	22	-8	4	15:06
Alex Goligoski	33	3	19	22	13	8	23:05
Derek Stepan	33	6	13	19	4	2	17:23
Phil Kessel	33	10	8	18	-7	8	17:05
Jakob Chychrun	30	8	9	17	9	18	22:21
Taylor Hall	16	4	12	16	5	2	19:18
Carl Soderberg	33	7	8	15	0	4	16:02
Lawson Crouse	30	7	7	14	2	15	13:37
Vinnie Hinostroza	32	3	10	13	9	6	13:02
Brad Richardson	29	6	3	9	6	10	14:05
Jordan Oesterle	28	2	7	9	0	8	17:15
Oliver Ekman-Larsson	30	3	4	7	-4	16	22:29
Jason Demers	21	0	5	5	6	12	20:02
Michael Grabner	20	2	2	4	1	6	12:26
Niklas Hjalmarsson	13	1	2	3	0	10	19:39
Christian Fischer	29	1	2	3	-1	10	11:19
Ilya Lyubushkin	23	0	3	3	4	6	14:44
Barrett Hayton	10	0	2	2	1	10	11:48
Kyle Capobianco	4	1	0	1	-1	2	17:06
Aaron Ness	16	0	1	1	1	0	12:45
Michael Chaput	0	0	0	0	0	0	0:00
Jordan Gross	0	0	0	0	0	0	0:00

GOALIE	GP	W	L	OT	GAA	SV%	SA	GA	SO	TOI
Antti Raanta	17	10	5	1	2.11	.933	496	33	2	940:00
Darcy Kuemper	14	6	7	1	2.37	.925	441	33	2	837:00
Adin Hill	4	1	0	2	3.22	.901	111	11	0	205:00

## 2019-2020 REGULAR SEASON ROAD POINTS

Player	GP	G	A	P	+/-	PIM	TOI/g
Oliver Ekman-Larsson	36	6	17	23	1	22	23:26
Nick Schmaltz	37	6	17	23	11	16	15:54
Clayton Keller	37	7	15	22	-5	14	16:47
Carl Soderberg	37	10	10	20	6	14	15:46
Phil Kessel	37	4	16	20	-14	14	17:12
Christian Dvorak	37	9	7	16	-4	6	16:45
Conor Garland	36	7	6	13	-4	10	14:00
Lawson Crouse	36	8	3	11	-2	18	13:32
Taylor Hall	19	6	5	11	-8	12	19:02
Alex Goligoski	37	1	9	10	-5	16	23:01
Jakob Chychrun	33	4	5	9	-5	20	22:30
Derek Stepan	37	4	5	9	-8	14	17:52
Vinnie Hinostroza	36	2	7	9	-8	8	13:09
Michael Grabner	26	6	1	7	-5	0	12:18
Christian Fischer	27	5	1	6	3	6	10:41
Jason Demers	29	0	6	6	-1	13	20:49
Jordan Oesterle	30	1	3	4	-9	6	16:47
Barrett Hayton	10	1	1	2	1	4	10:29
Niklas Hjalmarsson	14	0	2	2	-2	4	17:56
Brad Richardson	30	0	2	2	-5	10	13:13
Jordan Gross	2	0	1	1	2	0	16:10
Ilya Lyubushkin	28	0	1	1	0	12	13:44
Kyle Capobianco	5	0	0	0	0	0	12:53
Michael Chaput	2	0	0	0	-2	2	10:00
Aaron Ness	8	0	0	0	0	0	12:05

GOALIE	GP	W	L	OT	GAA	SV%	SA	GA	SO	TOI
Darcy Kuemper	15	10	4	1	2.10	.931	462	32	0	916:00
Antti Raanta	16	5	9	2	3.19	.909	518	47	0	883:00
Adin Hill	9	1	4	1	2.34	.927	232	17	0	436:00

**GAMES PLAYED**

Derek Stepan	70
Alex Goligoski	70
Carl Soderberg	70
Phil Kessel	70
Christian Dvorak	70
Clayton Keller	70
Nick Schmaltz	70

**GOALS**

Conor Garland	22
Christian Dvorak	18
Carl Soderberg	17
Clayton Keller	17

**ASSISTS**

Nick Schmaltz	34
Alex Goligoski	28
Clayton Keller	27
Phil Kessel	24

**POINTS**

Nick Schmaltz	45
Clayton Keller	44
Conor Garland	39

**PENALTY MINUTES**

Jakob Chychrun	38
Oliver Ekman-Larsson	38
Lawson Crouse	33

**PP GOALS**

Phil Kessel	9
Carl Soderberg	6
Christian Dvorak	6
Jakob Chychrun	5

**PP ASSISTS**

Clayton Keller	13
Nick Schmaltz	11
Alex Goligoski	9
Phil Kessel	8

**PP POINTS**

Phil Kessel	17
Clayton Keller	15
Nick Schmaltz	13

**SH GOALS**

Brad Richardson	1
Michael Grabner	1
Oliver Ekman-Larsson	1
Derek Stepan	1
Lawson Crouse	1

**GW GOALS**

Conor Garland	5
Brad Richardson	3
Lawson Crouse	3

**OVERTIME GOALS**

Derek Stepan	1
Christian Dvorak	1

**SHOTS**

Clayton Keller	184
Derek Stepan	158
Conor Garland	158

**PLUS/MINUS**

Alex Goligoski	+8
Carl Soderberg	+6
Christian Dvorak	+6
Jason Demers	+5

**SHOOTING PERCENTAGE**

Conor Garland	13.9%
Lawson Crouse	13.8%
Christian Dvorak	13.4%

**AVG TIME ON ICE PER GAME**

Alex Goligoski	23:03
Oliver Ekman-Larsson	23:01
Jakob Chychrun	22:26

**BLOCKED SHOTS**

Alex Goligoski	134
Jakob Chychrun	95
Jordan Oesterle	88

**HITS**

Lawson Crouse	201
Ilya Lyubushkin	151
Christian Fischer	140

**FACEOFFS TAKEN**

Derek Stepan	1197
Christian Dvorak	949
Brad Richardson	658

**FACEOFFS WON**

Derek Stepan	569
Christian Dvorak	523
Brad Richardson	355

**FACEOFF WIN PERCENTAGE**

Christian Dvorak	55.1%
Brad Richardson	54.0%
Derek Stepan	47.5%

**GOALIE GAMES**

Antti Raanta	33
Darcy Kuemper	29
Adin Hill	13

**WINS**

Darcy Kuemper	16
Antti Raanta	15
Adin Hill	2

**GOALS AGAINST AVERAGE**

Darcy Kuemper	2.22
Adin Hill	2.62
Antti Raanta	2.63

**SAVE PERCENTAGE**

Darcy Kuemper	.928
Antti Raanta	.921
Adin Hill	.918

**SHUTOUTS**

Antti Raanta	2
Darcy Kuemper	2

Date	Opp.	Hjalmarsson #4	Russo #5	Chychrun #6	Schmaltz #8	Keller #9	Hinostroza #13	Richardson #15
Oct 3	@ ANA	0-0,2/-1 18:03		0-0,2/0 17:54	0-0,1/0 16:03	0-1,1/0 20:52	0-0,1/-1 13:03	0-0,1/0 12:51
Oct 5	Vs BOS	0-0,0/0 15:55		0-0,3/0 20:18	0-0,0/-1 13:20	0-0,5/0 19:11	0-0,1/0 13:54	0-0,0/0 11:03
Oct 10	Vs VGK	1-0,2/2 21:04		0-0,0/1 18:38	1-0(W),5/1 13:09	0-1,2/0 16:20	0-0,0/0 13:00	0-0,1/0 14:25
Oct 12	@ COL	0-0,0/0 04:32		0-0,4/-1 17:53	1-0,3/0 13:44	0-1,2/0 20:33	0-1,3/1 12:25	0-0,2/1 14:38
Oct 15	@ WPG	INJ		0-0,3/0 19:06	1-2(W),1/2 12:19	0-0,3/0 13:51	0-0,3/0 11:28	0-0,3/0 16:55
Oct 17	Vs NSH	INJ		1-0(W),1/-1 21:31	0-2,3/1 13:55	0-2,2/-1 17:19	0-0,0/-1 11:48	0-0,3/0 15:17
Oct 19	Vs OTT	INJ		0-0,2/-1 19:55	0-1,0/0 16:03	0-1,2/1 18:21	0-1,2/1 12:55	0-1,2/2 13:48
Oct 22	@ NYR	INJ		0-1,2/1 20:07	0-1,1/0 16:59	0-1,3/0 18:42	0-0,1/0 14:08	0-0,1/0 14:22
Oct 24	@ NYI	INJ		0-2,1/0 22:39	0-0,1/-1 17:00	0-0,5/-1 18:59	0-0,0/0 11:20	0-0,0/1 08:44
Oct 25	@ NJD	INJ		0-0,1/-2 24:11	1-1,2/2 14:42	1-0,2/1 16:42	0-0,0/-1 10:47	DNP
Oct 28	@ BUF	INJ		0-0,1/0 23:37	0-0,1/1 17:00	0-0,4/-1 20:20	0-0,3/0 14:57	DNP
Oct 30	Vs MTL	INJ		1-0,5/1 24:16	0-0,0/0 16:43	0-0,1/0 14:05	0-0,1/-1 15:36	DNP
Nov 2	Vs COL	INJ		0-0,2/1 20:55	0-1,1/1 12:27	0-1,3/0 13:20	0-0,0/0 12:28	INJ
Nov 4	@ EDM	INJ		0-0,1/-1 22:12	0-1,2/1 14:34	0-0,1/0 15:04	0-0,1/1 14:46	INJ
Nov 5	@ CGY	INJ		0-0,6/1 23:38	0-1,0/1 18:53	1-0,2/1 16:39	1-0,3/0 11:29	INJ
Nov 7	Vs CBJ	INJ		1-0,3/1 24:39	0-0,1/0 17:53	0-0,1/0 18:36	0-1,1/0 11:20	INJ
Nov 9	Vs MIN	INJ		1-0,5/-1 23:23	0-1,2/0 18:22	0-0,4/-2 14:16	1-0,3/2 12:32	0-0,2/2 10:55
Nov 11	@ WSH	INJ		0-0,2/0 27:50	0-0,3/-1 17:45	1-0,3/0 15:49	0-1,4/0 15:15	0-1,1/1 16:03
Nov 12	@ STL	INJ		0-0,0/0 26:30	0-0,1/0 17:57	1-1,5/-1 16:36	0-0,0/-1 13:33	0-0,0/0 13:05
Nov 14	@ MIN	INJ		0-0,3/0 22:14	0-1,1/0 18:16	0-0,3/0 15:00	0-0,2/0 13:09	0-0,0/0 13:20
Nov 16	Vs CGY	INJ		0-0,2/0 23:47	0-0,1/0 14:35	0-0,3/0 13:30	0-0,1/0 12:04	0-0,2/0 15:44
Nov 18	Vs LAK	INJ		1-0,1/0 17:18	0-2,0/1 14:49	0-0,1/0 14:06	0-0,2/0 13:43	0-0,3/0 14:37
Nov 21	Vs TOR	INJ		0-0,1/0 22:01	0-0,1/-1 17:30	0-0,3/0 17:09	1-0,2/1 13:30	0-0,0/0 16:01
Nov 23	@ LAK	INJ		0-0,3/0 22:08	0-0,0/0 13:39	0-1,1/0 16:05	0-1,0/0 16:41	0-0,1/-1 16:31
Nov 24	Vs EDM	INJ		0-1,0/2 22:01	0-1,1/-1 17:42	0-0,4/-2 16:36	1-0,4/1 16:44	0-0,1/1 14:31
Nov 27	Vs ANA	INJ		0-0,4/1 26:29	0-0,0/-2 18:39	0-1,2/-2 19:38	0-1,2/0 15:15	0-0,0/1 15:17
Nov 29	@ VGK	INJ		1-0,5/1 23:26	0-0,3/1 18:31	0-0,1/0 15:38	0-0,2/0 12:19	0-0,0/0 14:59
Nov 30	Vs SJS	INJ		0-0,0/-3 21:04	1-0,2/-2 14:44	0-1,4/0 15:58	0-0,0/1 14:14	0-0,1/0 16:20
Dec 3	@ CBJ	INJ		0-0,2/1 22:02	0-0,0/0 12:44	1-0,5/0 15:40	0-0,1/0 14:43	0-0,0/1 14:44
Dec 5	@ PHI	INJ		0-1,2/1 22:52	0-0,1/1 11:52	0-2,0/0 14:07	0-0,1/0 13:37	0-0,0/0 15:53
Dec 6	@ PIT	INJ		0-0,4/-2 23:04	0-0,0/-1 12:18	0-0,5/0 20:12	0-0,4/0 14:34	0-0,0/-2 12:00
Dec 8	@ CHI	INJ		0-0,3/1 27:06	0-2,3/1 18:58	0-1,5/0 21:57	0-0,4/0 14:34	0-0,4/-1 11:49
Dec 10	Vs CGY	INJ	DNP	1-0,4/-1 23:09	0-0,4/-2 14:52	0-1,2/0 12:54	0-0,4/1 14:58	0-0,1/-1 14:07
Dec 12	Vs CHI	INJ	DNP	0-1,2/3 22:41	1-0,2/0 16:48	2-0,12/2 16:00	0-3,1/3 12:43	1-1(W),2/2 13:44
Dec 14	Vs NJD	INJ	DNP	0-0,0/-1 23:51	0-0,3/0 17:53	0-0,5/0 18:56	0-1,1/-1 12:07	0-0,1/-2 13:36
Dec 17	@ SJS	INJ	DNP	0-0,0/0 22:27	0-1,0/1 14:50	0-1,3/1 16:32	0-1,2/1 14:29	0-0,0/-1 10:45
Dec 19	Vs MIN	INJ		2-0,4/-2 23:10	0-3,1/0 16:19	1-0,1/-1 18:02	0-0,1/-2 12:36	0-0,2/-4 10:34
Dec 22	@ DET	INJ		0-0,3/0 24:08	0-2,1/3 14:41	2-1,6/2 16:12	0-0,3/0 14:55	0-0,0/1 13:01
Dec 23	@ NSH	INJ		1-0,1/2 24:35	0-1,0/1 19:09	0-1,3/1 19:06	0-0,4/-1 12:55	0-0,2/0 08:44
Dec 28	@ VGK	INJ		0-0,2/-2 22:30	0-0,0/0 19:04	0-0,1/0 16:50	0-0,2/-2 12:00	0-0,1/1 14:20
Dec 29	Vs DAL	INJ		0-0,1/0 24:23	0-1,1/-1 14:06	0-0,0/-2 14:59	DNP	0-0,1/-1 18:30
Dec 31	Vs STL	INJ		0-2,1/1 20:26	1-0,2/0 13:43	0-0,1/0 14:29	0-0,1/0 11:59	0-0,0/0 15:14
Jan 2	Vs ANA	INJ		0-0,3/-1 24:36	0-1,0/1 15:39	0-1,2/1 15:26	0-1,2/1 13:37	1-0(W),2/1 11:35
Jan 4	Vs PHI	INJ		0-1,0/3 20:09	0-2,1/2 14:18	2-0(W),5/2 16:13	0-1,1/2 12:07	1-0,1/2 16:10
Jan 7	@ FLA	INJ		0-0,2/0 21:44	0-0,0/-1 14:16	0-0,1/-1 14:01	0-0,1/0 14:03	0-0,2/-1 14:53
Jan 9	@ TBL	INJ		0-0,1/-2 21:06	0-0,1/0 15:29	0-0,3/0 13:54	0-0,3/-2 14:00	0-0,2/-1 14:09
Jan 10	@ CAR	INJ		0-0,2/-1 22:24	0-0,2/0 15:47	0-0,1/-2 18:36	0-0,4/-1 09:40	0-0,1/-2 11:05
Jan 12	Vs PIT	0-1,0/0 16:41		0-0,1/1 25:30	0-0,0/0 17:52	0-0,2/-1 17:21	0-0,3/0 12:34	0-0,1/-1 12:35
Jan 14	Vs SJS	0-0,1/1 19:05		0-0,2/1 21:49	0-0,2/-2 13:48	0-0,2/-2 15:46	0-0,1/0 10:03	0-0,0/-1 08:33
Jan 16	@ VAN	0-0,0/0 15:57		0-0,4/0 18:54	0-0,0/-1 12:53	0-0,3/-1 12:32	0-0,2/0 11:44	INJ
Jan 18	@ EDM	0-1,1/1 17:35		0-0,1/-2 20:23	0-0,2/0 14:50	0-1,3/0 15:14	0-0,2/-2 13:34	INJ
Jan 29	@ ANA	0-0,0/0 18:02		0-0,4/-1 21:20	0-2,2/1 14:57	0-0,2/0 18:19	1-1,3/0 13:05	INJ
Jan 30	Vs LAK	0-0,2/-1 20:05		0-0,4/2 20:50	1-0,1/0 15:13	0-0,5/1 17:07	0-0,3/-1 13:33	INJ
Feb 1	Vs CHI	0-0,0/0 20:04		0-0,3/-1 23:24	0-0,1/-1 12:11	0-0,3/0 14:16	0-0,4/0 12:49	1-0,3/1 16:05
Feb 4	Vs EDM	0-0,0/1 20:35		0-1,4/2 24:09	0-0,0/0 11:12	0-0,1/0 10:02	0-0,1/1 12:43	0-0,0/0 15:55
Feb 6	Vs CAR	0-0,0/-1 19:05	DNP	0-1,0/-2 23:20	0-1,1/-1 14:00	0-0,0/0 14:50	0-0,0/0 11:14	0-0,4/0 12:00
Feb 8	@ BOS	0-0,0/0 17:57	DNP	1-0,8/1 24:11	0-0,2/0 17:42	0-1,2/0 16:05	0-1,3/0 14:10	0-0,0/0 10:38
Feb 10	@ MTL	0-0,0/-1 21:38		1-0(W),4/1 19:57	0-0,2/0 15:51	0-1,4/0 13:08	0-0,3/0 13:17	0-0,1/-1 14:53
Feb 11	@ TOR	0-0,3/0 21:51		0-1,1/1 25:24	0-0,0/0 12:54	0-0,2/-1 12:40	0-0,2/0 13:26	0-1,3/1 14:24
Feb 13	@ OTT	0-0,2/0 17:41		0-0,4/-2 25:39	0-1,4/-1 16:54	0-0,1/-2 17:40	0-0,2/0 16:46	0-0,0/-1 11:00
Feb 15	Vs WSH	0-0,1/0 23:32		0-2,0/1 18:55	0-0,0/0 12:23	0-1,2/0 13:00	0-0,2/0 12:19	0-0,0/1 17:14
Feb 17	Vs NYI	0-0,0/-1 20:05		0-0,3/2 23:56	0-0,1/1 13:31	1-0,3/1 14:15	0-0,4/0 13:03	0-0,2/0 14:32
Feb 19	@ DAL	0-0,0/-1 18:33		0-0,6/0 19:39	0-1,4/0 19:11	0-0,1/0 18:18	0-0,1/0 10:19	0-0,3/-1 10:29
Feb 20	@ STL	0-0,0/-1 20:00		DNP	0-0,1/0 18:50	0-0,1/0 19:38	DNP	0-0,0/-1 12:10
Feb 22	Vs TBL	0-0,0/-2 19:37		INJ	0-1,1/-1 18:29	2-1,3/1 12:39	0-0,0/1 13:14	1-0(W),3/1 13:17
Feb 25	Vs FLA	0-1,0/0 22:11		INJ	0-0,2/-1 15:37	0-0,2/0 16:53	0-1,3/1 13:40	1-0,4/1 13:54
Feb 29	Vs BUF	0-0,0/1 17:29		INJ	0-0,0/0 10:52	2-1(W),5/3 17:47	0-0,4/-1 13:04	0-1,1/1 13:01
Mar 4	@ VAN	0-1,1/1 21:26		INJ	1-0,5/1 15:49	0-0,3/-1 15:22	0-1,4/1 11:59	0-0,3/2 15:30
Mar 6	@ CGY	0-0,2/0 18:00		INJ	0-0,2/-1 15:03	0-1,0/0 18:18	0-0,2/1 09:58	0-0,1/0 11:44
Mar 9	@ WPG	0-0,0/0 19:53		INJ	2-0,3/1 17:26	0-0,0/0 16:09	0-0,1/-2 10:40	0-0,1/-1 12:54

Date	Opp.	Dvorak #18	Stepan #21	Ekman-Larsson #23	Chaput #26	Hayton #29	Goligoski #33	Soderberg #34
Oct 3	@ ANA	0-0,1/0 13:30	1-0,4/0 20:51	0-0,2/0 22:27		DNP	0-0,5/-1 19:15	0-0,2/-1 13:54
Oct 5	Vs BOS	0-0,2/0 14:12	0-0,3/0 21:13	0-0,1/-1 24:20		DNP	0-0,1/0 16:34	0-0,3/-1 12:55
Oct 10	Vs VGK	0-1,1/2 13:00	0-0,2/-1 19:14	0-0,2/0 19:58		0-1,1/1 11:24	0-0,3/2 21:42	0-2,2/3 16:56
Oct 12	@ COL	0-0,1/0 13:56	0-0,0/0 21:35	0-1,4/0 28:56		0-0,2/-1 11:31	0-1,1/2 22:19	0-0,2/0 15:30
Oct 15	@ WPG	2-0,2/2 16:10	0-0,0/0 16:01	0-2,1/2 25:53		DNP	0-0,1/1 21:43	0-1,0/0 16:35
Oct 17	Vs NSH	1-0,2/1 16:00	0-2,3/-1 17:17	0-0,1/0 25:58		DNP	0-1,2/1 25:02	1-0,2/0 18:34
Oct 19	Vs OTT	0-0,3/0 17:37	0-1,2/1 18:07	1-0,1/2 22:24		DNP	0-2,2/0 21:11	1-0,1/0 16:12
Oct 22	@ NYR	1-0(W),3/1 16:51	0-0,2/-1 19:34	0-0,6/0 28:21		DNP	1-1,2/2 20:28	0-1,0/1 14:34
Oct 24	@ NYI	0-0,1/-2 17:21	0-0,1/-1 20:04	0-0,0/-1 24:43		DNP	0-0,1/0 21:05	0-0,3/0 16:47
Oct 25	@ NJD	0-0,1/0 18:30	0-0,0/-1 15:55	1-1,2/4 25:45		1-0(W),1/2 12:54	0-0,0/-2 22:34	0-0,0/1 15:14
Oct 28	@ BUF	0-0,2/-1 16:50	0-0,3/0 19:06	0-1,3/0 28:43		0-1,3/1 13:26	0-1,0/0 25:15	1-0,4/0 17:00
Oct 30	Vs MTL	0-0,2/0 14:34	0-0,2/-1 20:39	0-0,0/-3 22:25		0-0,1/-1 13:41	0-1,5/0 25:42	0-0,2/-2 16:24
Nov 2	Vs COL	1-0(W),4/1 17:10	0-0,1/0 19:31	0-0,1/0 23:56		0-1,2/1 14:22	0-1,2/1 22:39	0-0,1/1 16:52
Nov 4	@ EDM	0-0,0/-1 17:18	1-0(W),3/2 21:25	0-0,3/1 28:18	DNP	0-0,0/-2 12:28	0-0,2/-1 22:24	1-0,1/0 17:13
Nov 5	@ CGY	1-0,5/0 15:34	0-1,2/0 20:40	0-0,2/0 24:34		0-0,2/1 09:05	0-1,3/1 29:10	0-0,3/0 18:51
Nov 7	Vs CBJ	0-0,0/-1 16:01	0-0,5/0 17:24	0-0,4/-2 25:39		0-0,1/-1 07:24	0-0,1/1 27:34	1-0,1/1 19:13
Nov 9	Vs MIN	0-1,3/0 16:10	0-0,0/-2 18:05	0-1,1/-1 24:17		DNP	0-0,1/-1 21:26	0-0,3/0 18:49
Nov 11	@ WSH	0-0,1/0 16:33	0-0,2/-1 19:04	0-0,5/0 21:31		DNP	0-1,2/1 27:00	0-0,3/0 18:50
Nov 12	@ STL	0-1,0/0 13:53	0-0,3/-1 18:11	0-0,3/0 24:18		DNP	0-0,0/0 21:06	0-0,0/0 20:33
Nov 14	@ MIN	0-0,3/0 17:45	0-0,1/0 18:30	0-1,2/0 21:39		DNP	0-0,2/0 21:01	0-0,1/0 17:10
Nov 16	Vs CGY	0-0,0/1 14:20	1-0(W),4/2 19:15	0-0,0/1 23:29		DNP	0-0,1/0 23:24	1-0,2/2 19:15
Nov 18	Vs LAK	0-2,2/1 17:16	1-0,4/0 17:30	0-0,2/1 24:54		DNP	0-0,1/0 20:22	0-0,1/0 16:31
Nov 21	Vs TOR	0-1,0/0 15:28	0-0,2/-1 16:06	0-0,2/-2 20:23		0-0,2/0 11:35	0-0,1/0 22:57	0-0,1/-1 14:03
Nov 23	@ LAK	0-0,2/1 16:42	0-1,1/1 18:25	0-0,0/1 23:44		0-0,1/0 08:49	0-0,1/-1 23:11	0-1,0/0 15:57
Nov 24	Vs EDM	0-0,0/1 18:46	0-0,2/1 21:47	0-0,1/-1 26:32		0-0,1/0 10:51	0-3,1/2 23:57	1-0,2/-1 14:41
Nov 27	Vs ANA	2-0,2/0 16:27	0-0,3/0 16:56	0-1,0/-1 21:35		0-0,0/0 10:24	1-0,2/1 26:34	0-0,1/0 13:54
Nov 29	@ VGK	0-1,0/1 21:01	0-0,1/0 16:24	0-0,6/0 22:55		0-0,3/0 07:59	0-1,2/1 26:22	0-0,1/0 16:20
Nov 30	Vs SJS	0-1,0/-1 14:24	1-0,3/0 16:19	0-0,1/0 20:46	DNP	DNP	0-0,0/-3 23:35	0-0,1/-2 17:55
Dec 3	@ CBJ	0-1,2/0 14:53	0-0,0/0 18:16	0-0,1/1 22:10	DNP	DNP	0-1,2/1 25:45	1-2,1/2 16:05
Dec 5	@ PHI	0-1,1/0 14:51	0-0,4/-1 17:40	0-1,0/-1 22:46	DNP	DNP	0-0,0/1 26:07	0-1,0/0 17:19
Dec 6	@ PIT	0-0,2/0 15:54	0-0,1/-1 21:27	0-0,3/0 25:39	DNP	DNP	0-0,2/-1 21:28	0-0,1/0 17:42
Dec 8	@ CHI	0-1,3/1 20:50	0-0,1/0 20:15	0-0,2/-2 18:27	DNP	DNP	0-0,3/1 21:34	1-1,2/-1 17:02
Dec 10	Vs CGY	0-0,4/0 15:17	0-1,5/1 16:18	0-0,4/-1 20:02		DNP	0-0,4/-1 23:46	0-0,3/-2 16:36
Dec 12	Vs CHI	0-2,2/1 19:21	0-0,2/1 18:41	0-0,2/2 20:17		DNP	0-0,0/3 26:10	0-1,2/1 15:09
Dec 14	Vs NJD	0-0,2/0 16:09	0-0,1/0 22:23	0-0,4/-1 23:02		MIN	1-0,1/-1 21:22	0-0,0/0 14:51
Dec 17	@ SJS	0-0,0/0 17:28	1-0,3/1 17:24	1-0(W),2/3 22:54		MIN	0-0,1/-1 22:41	1-0,2/1 16:43
Dec 19	Vs MIN	0-1,4/1 16:52	0-0,1/-2 17:10	1-0,5/0 23:54		MIN	0-2,1/-2 22:41	0-1,3/1 15:28
Dec 22	@ DET	1-0,2/1 14:25	0-0,5/1 17:20	0-3,2/3 19:35		MIN	0-0,3/-1 22:42	1-0(W),3/1 16:28
Dec 23	@ NSH	0-0,2/-1 18:54	0-0,2/-1 17:27	0-0,2/-1 21:27		MIN	0-2,0/1 22:42	0-0,0/1 17:56
Dec 28	@ VGK	0-0,3/0 15:50	0-0,0/-2 13:23	0-1,3/1 20:22		MIN	0-0,0/-2 23:28	0-0,2/0 17:05
Dec 29	Vs DAL	0-1,2/0 18:55	0-0,3/0 07:14	0-0,3/-1 23:45		MIN	0-0,5/0 25:56	0-1,0/-2 14:53
Dec 31	Vs STL	0-0,7/-1 19:01	0-1,2/1 17:29	0-0,1/0 22:37	DNP	MIN	0-1,0/1 20:54	0-1,1/0 14:24
Jan 2	Vs ANA	1-0,3/0 16:55	0-1,2/0 14:40	0-0,5/1 22:13		MIN	0-0,1/-1 23:48	1-0,2/1 17:13
Jan 4	Vs PHI	0-0,2/-1 15:15	1-1,2/1 16:35	0-0,0/-1 22:30		MIN	0-1,0/2 22:54	0-0,0/2 14:06
Jan 7	@ FLA	1-0,2/0 14:21	0-1,2/2 17:41	1-2,4/2 24:10		MIN	0-0,2/0 21:34	1-0,3/0 14:36
Jan 9	@ TBL	0-0,0/-1 15:57	0-0,2/-2 15:26	0-0,2/-1 21:54		DNP	0-0,0/-2 21:05	0-0,3/0 15:44
Jan 10	@ CAR	0-0,2/0 13:57	0-0,4/-1 16:28	0-0,2/-1 24:04		DNP	0-0,0/-1 22:35	0-0,2/0 14:09
Jan 12	Vs PIT	0-1,1/2 16:20	1-0,4/1 18:10	0-0,2/1 21:27		DNP	0-1,2/1 25:06	0-0,1/0 16:10
Jan 14	Vs SJS	0-1,1/2 17:06	0-3,2/3 19:20	0-0,1/1 20:11		DNP	0-0,2/1 23:19	0-0,4/-1 14:19
Jan 16	@ VAN	1-0,3/0 19:03	0-0,4/0 16:19	0-1,2/0 24:21	0-0,2/-1 10:15	DNP	0-0,2/-1 22:48	0-0,2/0 12:55
Jan 18	@ EDM	1-0,2/-3 16:29	0-0,3/-1 16:37	1-0,2/-5 24:01	0-0,0/-1 09:46	DNP	0-0,3/-1 22:39	0-1,0/0 14:10
Jan 29	@ ANA	0-0,1/0 18:30	0-0,2/-1 17:26	0-0,0/-1 20:44	MIN	DNP	0-0,1/-1 19:56	0-0,0/-2 12:11
Jan 30	Vs LAK	1-0,2/1 16:00	0-0,0/-1 17:37	0-0,1/-1 12:02	MIN	DNP	0-0,1/-1 24:28	0-1,1/1 13:02
Feb 1	Vs CHI	0-0,3/0 21:13	0-0,1/0 16:52	DNP	MIN	DNP	0-1,1/1 22:57	0-1,7/0 16:53
Feb 4	Vs EDM	1-0,3/2 16:57	0-0,3/0 17:45	DNP	MIN	MIN	0-0,1/2 24:46	0-0,2/0 16:46
Feb 6	Vs CAR	1-0,3/-3 19:01	0-1,3/0 12:59	DNP	MIN	MIN	1-1,3/-3 21:36	0-0,3/0 17:46
Feb 8	@ BOS	0-0,2/0 17:46	0-0,0/0 16:09	DNP	MIN	MIN	0-0,1/-1 23:41	0-0,2/-1 16:02
Feb 10	@ MTL	0-1,2/0 18:31	1-1,3/1 16:30	0-0,1/-1 17:50	MIN	MIN	0-0,1/1 24:31	0-0,0/-1 11:27
Feb 11	@ TOR	1-0,1/-1 18:00	0-0,4/-1 18:41	0-1,0/-1 23:04	MIN	MIN	0-0,3/0 25:37	1-0,4/1 13:35
Feb 13	@ OTT	0-0,4/0 17:55	0-0,1/0 14:31	1-0,4/-1 20:37	MIN	MIN	0-0,0/-2 24:34	0-0,2/0 08:28
Feb 15	Vs WSH	1-0,3/0 15:45	0-1,6/0 17:20	0-0,0/0 24:07	MIN	DNP	0-1,0/1 20:30	0-0,4/0 18:33
Feb 17	Vs NYI	0-1,4/0 17:15	0-0,0/0 13:19	0-0,2/-1 19:39	MIN	DNP	0-0,0/2 23:50	0-0,1/0 16:26
Feb 19	@ DAL	0-1,5/1 19:15	0-0,2/0 16:52	0-0,3/-1 20:18	MIN	DNP	0-0,1/0 21:01	0-0,2/0 11:27
Feb 20	@ STL	0-0,1/0 15:20	0-0,3/0 19:59	0-0,0/0 26:33	MIN	0-0,2/0 10:47	0-0,0/0 24:25	0-0,1/0 14:18
Feb 22	Vs TBL	0-0,1/-1 18:45	1-1,3/1 13:36	0-1,1/3 23:54	MIN	0-0,1/1 14:03	0-2,4/1 20:09	1-0,5/0 16:30
Feb 25	Vs FLA	0-0,0/-1 14:18	0-0,4/0 17:37	0-0,5/1 25:51	MIN	0-0,3/0 13:03	0-0,0/0 20:56	0-0,3/0 14:45
Feb 29	Vs BUF	0-0,0/3 16:57	0-0,3/0 19:22	1-1,3/0 22:42	MIN	0-0,0/0 11:13	0-1,0/3 24:21	0-0,2/-1 13:05
Mar 4	@ VAN	0-0,0/-1 15:52	0-1,3/2 16:03	1-1,3/3 24:10	MIN	0-0,0/0 11:56	0-0,1/0 21:50	1-1,6/2 18:32
Mar 6	@ CGY	0-0,2/0 16:49	0-0,1/0 17:51	0-1,0/1 23:58	MIN	0-0,1/0 05:56	0-0,1/1 22:55	1-0,4/1 16:18
Mar 9	@ WPG	0-0,2/-1 17:13	0-0,2/-2 15:37	0-0,2/-4 22:54	MIN	DNP	0-0,3/0 23:20	0-1,6/1 18:56



Date	Opp.	Fischer #36	Grabner #40	Ness #42	Lyubushkin #46	Demers #55	Crouse #67	Capobianco #75
Oct 3	@ ANA	0-0,2/0 12:03	0-0,2/-1 13:09			0-0,1/0 20:31	0-0,1/0 11:53	DNP
Oct 5	Vs BOS	0-0,2/0 15:12	0-0,1/0 10:38			0-0,2/-1 21:11	0-0,1/0 16:12	DNP
Oct 10	Vs VGK	0-0,3/2 12:51	0-0,1/0 15:11			0-0,0/0 18:47	DNP	DNP
Oct 12	@ COL	DNP	1-0,3/1 14:33		DNP	0-0,0/0 25:11	0-0,1/0 14:26	
Oct 15	@ WPG	0-0,3/0 10:58	0-0,0/0 16:11		DNP	0-0,2/1 26:18	0-0,0/0 15:25	0-0,3/0 13:18
Oct 17	Vs NSH	0-0,0/0 10:27	0-0,4/0 14:29		DNP	0-0,1/0 25:29	0-1,3/0 12:40	0-0,0/0 17:24
Oct 19	Vs OTT	0-0,0/0 10:34	0-0,1/1 14:11	DNP	0-0,0/1 15:17	0-0,1/2 19:13	1-0,2/1 12:18	1-0,2/2 17:01
Oct 22	@ NYR	0-1,7/1 09:55	0-0,0/0 14:55	DNP	0-0,0/-1 11:09	0-0,3/0 23:42	1-0,2/1 10:09	0-0,0/-1 11:10
Oct 24	@ NYI	0-0,1/0 13:32	1-0,2/0 11:07	DNP	0-0,1/-1 13:44	0-0,3/-1 21:46	0-0,0/0 12:52	0-0,0/-1 13:49
Oct 25	@ NJD	0-0,2/1 11:02	1-0,1/0 11:30	DNP	0-0,2/1 11:06	0-3,0/4 24:57	0-1,1/0 14:39	0-0,0/1 10:05
Oct 28	@ BUF	0-0,2/0 13:25	0-0,2/0 13:10	0-0,1/0 10:38	0-0,3/0 10:00	0-0,0/0 24:38	0-0,2/0 14:07	DNP
Oct 30	Vs MTL	0-0,2/-2 10:03	0-0,0/0 12:47	0-0,0/0 11:58	0-0,3/0 14:08	0-0,0/-4 19:13	0-0,1/-2 12:28	DNP
Nov 2	Vs COL	0-0,1/0 11:47	0-0,1/0 16:03	0-0,1/1 13:51	DNP	0-0,1/0 21:39	0-0,1/0 12:14	MIN
Nov 4	@ EDM	0-0,0/0 11:33	1-0,2/1 16:05	0-0,1/0 12:04	DNP	0-0,1/1 22:40	0-0,0/1 12:48	MIN
Nov 5	@ CGY	0-0,0/0 10:18	0-1,3/1 13:02	0-0,0/1 11:00	0-0,0/1 09:51	0-0,0/-1 22:35	0-0,0/0 15:00	MIN
Nov 7	Vs CBJ	0-0,2/1 10:25	0-1,3/0 13:26	0-0,0/1 09:51	0-1,1/1 09:43	DNP	0-0,0/1 12:00	0-0,1/-2 19:17
Nov 9	Vs MIN	0-0,0/0 12:47	1-0,1/2 12:24	0-1,2/2 12:35	0-0,1/1 12:00	DNP	0-0,1/0 15:45	MIN
Nov 11	@ WSH	1-0,3/2 13:02	1-0,3/0 13:39	0-0,1/0 11:13	DNP	0-0,0/-1 19:53	0-0,0/0 15:24	MIN
Nov 12	@ STL	0-0,0/0 10:15	0-0,1/0 14:11	DNP	0-0,0/-1 13:15	0-0,2/0 22:44	0-0,3/0 16:11	MIN
Nov 14	@ MIN	0-0,2/0 09:58	0-0,0/0 10:48	0-0,0/0 15:26	DNP	0-0,1/0 17:16	1-0,3/0 13:08	MIN
Nov 16	Vs CGY	0-0,1/0 11:13	0-0,0/0 12:44	0-0,1/1 10:52	DNP	0-0,0/2 18:31	1-1,1/2 13:02	MIN
Nov 18	Vs LAK	0-0,0/0 11:03	0-0,0/0 13:39	0-0,0/0 15:06	DNP	0-0,1/1 20:43	0-0,3/0 13:15	MIN
Nov 21	Vs TOR	0-0,1/0 12:46	DNP	0-0,0/0 16:33	DNP	0-0,4/-1 18:16	0-0,2/-2 15:15	MIN
Nov 23	@ LAK	1-0(W),1/1 11:08	DNP	DNP	0-0,0/1 12:34	0-0,2/1 23:36	1-0,2/1 12:24	MIN
Nov 24	Vs EDM	1-0,4/1 13:46	0-1,3/1 13:52	DNP	0-0,1/-1 13:10	0-0,0/-1 23:27	DNP	MIN
Nov 27	Vs ANA	0-1,3/1 11:41	0-0,1/1 12:34	DNP	0-0,1/-1 14:40	0-1,0/-1 21:02	DNP	MIN
Nov 29	@ VGK	0-0,1/0 09:49	0-0,0/0 14:16	DNP	0-0,3/0 14:41	0-0,0/0 20:28	DNP	MIN
Nov 30	Vs SJS	0-0,3/0 12:29	0-0,1/0 12:51	DNP	0-0,0/1 17:04	0-0,0/1 16:05	0-0,2/-1 13:09	MIN
Dec 3	@ CBJ	1-0,3/2 12:08	0-0,1/0 13:40	DNP	0-0,0/0 11:39	0-1,3/2 21:54	1-0(W),3/1 15:08	MIN
Dec 5	@ PHI	0-0,1/0 12:26	0-0,0/0 13:32	DNP	0-0,0/0 11:54	0-0,1/-1 22:49	0-0,0/0 14:59	MIN
Dec 6	@ PIT	0-0,0/-1 10:33	0-0,1/0 10:50	DNP	0-0,0/0 11:28	0-0,0/0 18:27	0-0,2/-1 14:37	MIN
Dec 8	@ CHI	1-0,5/1 14:59	0-0,3/-1 09:27	DNP	0-0,1/0 15:22	0-0,2/-2 16:11	0-0,0/-1 13:13	MIN
Dec 10	Vs CGY	0-0,3/-1 13:25	0-0,2/0 11:17	0-0,0/-1 15:21	0-0,3/-1 18:40	INJ	0-0,1/-2 15:52	MIN
Dec 12	Vs CHI	0-0,2/0 14:07	1-0,2/2 11:41	0-0,0/-1 13:12	0-0,1/2 17:06	INJ	0-0,1/0 16:08	MIN
Dec 14	Vs NJD	0-0,2/0 09:24	0-0,1/-1 09:28	0-0,1/0 13:34	0-0,0/-1 15:20	INJ	0-0,4/-1 13:24	MIN
Dec 17	@ SJS	DNP	0-0,1/-1 10:09	0-0,0/0 14:30	0-0,1/1 15:40	INJ	0-1,1/1 15:38	MIN
Dec 19	Vs MIN	0-0,0/-4 08:32	0-0,1/-4 09:44	0-0,1/-2 10:57	0-0,1/-1 13:19	INJ	0-0,3/-1 13:37	MIN
Dec 22	@ DET	DNP	0-0,2/-1 12:37	DNP	0-0,2/0 16:03	INJ	0-0,2/-1 15:07	MIN
Dec 23	@ NSH	DNP	0-0,2/0 07:58	DNP	DNP	0-0,0/-1 18:15	1-0,2/0 13:59	MIN
Dec 28	@ VGK	DNP	1-0,2/1 12:42	DNP	0-0,0/0 17:14	0-0,1/1 17:27	0-0,1/-2 11:06	MIN
Dec 29	Vs DAL	0-0,0/-1 08:55	0-0,1/-1 10:42	0-0,0/-1 10:54	0-0,1/-1 10:18	0-0,3/-1 22:25	0-0,1/0 13:30	MIN
Dec 31	Vs STL	0-0,0/0 09:51	DNP	DNP	0-0,0/-1 15:22	0-0,1/0 18:14	0-1,1/1 10:59	MIN
Jan 2	Vs ANA	0-1,2/1 10:58	DNP	MIN	0-0,2/2 12:39	0-0,1/1 19:25	1-0,4/0 14:18	DNP
Jan 4	Vs PHI	0-0,1/1 10:24	DNP	MIN	0-1,1/0 14:20	0-0,2/1 20:03	1-0,2/0 13:42	DNP
Jan 7	@ FLA	0-0,1/0 11:08	DNP	MIN	0-0,2/-1 13:39	0-1,0/2 23:13	1-0,5/2 14:25	DNP
Jan 9	@ TBL	0-0,1/0 10:47	DNP	MIN	0-0,1/-1 16:51	0-0,1/-1 19:04	0-0,0/-2 16:30	DNP
Jan 10	@ CAR	DNP	0-0,1/-2 09:25	MIN	0-0,0/-1 13:21	0-0,2/-1 21:29	0-0,2/0 14:32	DNP
Jan 12	Vs PIT	0-0,1/0 06:37	DNP	MIN	DNP	0-0,1/1 17:45	0-0,2/1 15:36	MIN
Jan 14	Vs SJS	DNP	0-0,0/0 09:56	MIN	DNP	0-1,0/2 18:39	1-1(W),4/3 16:38	MIN
Jan 16	@ VAN	DNP	0-0,2/0 11:13	MIN	0-0,0/0 12:36	0-0,3/-1 22:40	0-0,2/0 15:13	MIN
Jan 18	@ EDM	DNP	0-0,1/0 09:52	MIN	DNP	0-0,1/-3 16:23	0-0,1/0 13:47	0-0,2/1 16:04
Jan 29	@ ANA	0-0,2/-1 07:56	0-0,0/-2 10:09	MIN	DNP	0-0,2/0 17:38	1-1,1/1 13:25	MIN
Jan 30	Vs LAK	0-0,0/0 10:03	0-0,0/0 11:22	MIN	0-0,0/0 17:53	0-1,0/2 22:35	0-0,0/-1 13:51	MIN
Feb 1	Vs CHI	0-0,3/0 11:49	DNP	MIN	DNP	0-1,0/1 19:49	0-0,1/0 12:29	0-0,2/-1 14:44
Feb 4	Vs EDM	0-0,1/0 10:21	DNP	0-0,0/0 10:30	0-0,1/0 11:28	DNP	1-1,2/2 13:47	MIN
Feb 6	Vs CAR	0-0,1/0 11:26	DNP	0-0,2/0 12:58	0-0,0/1 15:34	INJ	0-1,2/0 11:00	MIN
Feb 8	@ BOS	0-0,1/0 08:36	DNP	0-0,0/-1 10:53	0-0,1/0 14:34	INJ	0-0,1/-1 09:27	MIN
Feb 10	@ MTL	0-0,1/-1 06:36	DNP	DNP	0-0,0/0 11:39	INJ	0-0,0/1 10:02	MIN
Feb 11	@ TOR	0-0,1/1 10:44	DNP	DNP	0-0,1/0 12:28	INJ	0-0,3/0 14:08	MIN
Feb 13	@ OTT	0-0,0/-1 07:49	DNP	MIN	0-0,0/1 14:37	INJ	0-0,3/0 14:23	MIN
Feb 15	Vs WSH	0-0,2/0 13:29	DNP	MIN	0-0,0/0 14:41	INJ	1-0,4/1 14:52	MIN
Feb 17	Vs NYI	0-0,1/0 11:58	DNP	MIN	0-0,1/0 14:08	INJ	0-0,1/0 12:51	MIN
Feb 19	@ DAL	1-0,1/0 09:07	DNP	DNP	0-1,0/1 15:05	INJ	0-0,2/-1 12:22	MIN
Feb 20	@ STL	0-0,0/-1 08:50	DNP	0-0,0/0 11:02	0-0,0/0 11:26	INJ	0-0,0/-1 11:14	MIN
Feb 22	Vs TBL	DNP	DNP	0-0,0/1 13:30	0-1,3/3 19:30	INJ	0-1,2/0 10:30	MIN
Feb 25	Vs FLA	DNP	DNP	0-0,0/0 12:22	0-0,0/0 17:22	INJ	0-0,4/0 12:51	MIN
Feb 29	Vs BUF	DNP	DNP	DNP	0-0,1/-1 15:27	0-1,1/1 18:27	0-0,3/0 14:32	MIN
Mar 4	@ VAN	DNP	DNP	DNP	0-0,0/2 17:51	0-0,0/-1 15:37	1-0(W),2/1 13:00	MIN
Mar 6	@ CGY	DNP	DNP	DNP	0-0,1/1 16:45	0-0,1/-1 18:24	0-0,1/0 11:29	MIN
Mar 9	@ WPG	0-0,1/-1 10:10	0-0,2/-1 11:44	DNP	0-0,0/-3 18:05	0-1,2/2 18:00	0-0,1/-2 11:28	MIN

Date	Opp.	Gross #79	Burke #80	Kessel #81	Oesterle #82	Garland #83	Hall #91	Comrie #1
Oct 3	@ ANA			0-1,2/0 19:48	0-0,1/0 20:27	0-0,2/0 13:28		
Oct 5	Vs BOS			0-0,5/0 18:47	0-0,3/0 19:04	0-0,2/-1 10:49		
Oct 10	Vs VGK			0-0,1/-1 16:14	0-1,1/1 18:31	2-0,2/2 11:36		
Oct 12	@ COL			0-0,3/-1 20:45	0-0,3/0 21:14	0-0,2/0 10:05		
Oct 15	@ WPG			0-1,6/0 14:34	0-1,2/0 12:06	1-0,2/2 10:54		
Oct 17	Vs NSH			2-0,2/0 16:14	0-0,0/0 00:17	0-0,3/1 12:43		
Oct 19	Vs OTT			0-0,1/2 18:03	INJ	1-1(W),3/0 14:15		
Oct 22	@ NYR			0-0,2/-1 18:44	INJ	0-0,0/0 15:31		
Oct 24	@ NYI			0-1,2/-1 19:03	INJ	1-0,1/-1 14:51		
Oct 25	@ NJD			0-1,1/1 17:19	INJ	0-0,1/2 13:02		
Oct 28	@ BUF			0-0,6/-1 18:02	INJ	1-1,4/1 12:43		
Oct 30	Vs MTL			0-1,2/0 16:20	INJ	0-0,6/0 14:58		
Nov 2	Vs COL			1-1,3/1 17:10	0-1,0/1 16:00	1-0,3/1 10:51		
Nov 4	@ EDM			0-0,1/-1 17:16	0-0,1/1 11:35	0-0,4/0 11:44		
Nov 5	@ CGY			0-1,3/-1 17:42	DNP	0-1,3/1 15:11		
Nov 7	Vs CBJ			0-0,4/-1 19:29	DNP	0-0,3/0 13:25		
Nov 9	Vs MIN			0-0,4/-1 18:10	0-1,1/0 22:24	0-0,1/-1 15:55		
Nov 11	@ WSH			0-0,1/-1 15:06	0-0,0/0 15:43	0-0,1/0 09:20		
Nov 12	@ STL			0-0,2/0 19:57	0-0,0/-1 16:46	1-0,2/0 13:58		
Nov 14	@ MIN			0-1,2/0 17:34	0-0,1/0 19:34	1-0,2/0 16:30		
Nov 16	Vs CGY			0-1,0/1 18:44	0-0,2/2 14:31	0-0,3/1 15:00		
Nov 18	Vs LAK			0-1,4/0 16:32	0-0,0/0 17:35	1-1(W),2/1 13:01		
Nov 21	Vs TOR			0-0,3/-3 17:47	0-1,2/0 17:13	0-0,4/0 15:32		
Nov 23	@ LAK			1-0,2/0 17:12	0-0,1/0 14:06	0-0,1/0 11:59		
Nov 24	Vs EDM			0-0,2/-2 17:41	0-0,0/-1 13:18	0-0,3/0 15:08		
Nov 27	Vs ANA			0-0,1/-2 20:11	0-0,4/-1 15:05	0-0,2/0 12:24		DNP
Nov 29	@ VGK			0-0,3/0 16:21	0-0,0/0 16:27	0-0,5/1 17:16		DNP
Nov 30	Vs SJS			0-0,1/-2 17:51	0-0,0/1 18:29	0-1,4/-1 15:28		DNP
Dec 3	@ CBJ			0-1,2/0 14:07	0-0,1/-1 15:24	0-0,1/0 13:05		
Dec 5	@ PHI			2-0,3/0 17:07	0-0,2/0 11:33	1-0(W),2/0 12:38		
Dec 6	@ PIT			0-0,3/-1 21:43	0-0,2/0 13:29	0-0,3/-1 12:32		
Dec 8	@ CHI			0-1,2/-1 21:54	0-0,1/0 19:23	1-0,3/-1 12:32		
Dec 10	Vs CGY			1-0,1/-2 17:58	0-0,2/-1 18:41	0-0,1/-1 11:51		
Dec 12	Vs CHI			0-0,4/0 15:18	0-1,0/-1 15:18	0-0,3/0 10:56		
Dec 14	Vs NJD		DNP	0-0,1/0 19:29	0-0,4/0 19:07	0-0,1/-1 11:33		
Dec 17	@ SJS			0-0,1/0 18:10	0-0,1/-1 16:45	0-0,0/-1 08:52	0-1,1/0 18:22	
Dec 19	Vs MIN	DNP		1-0,4/0 19:30	0-0,2/-2 20:59	DNP	0-1,5/-1 21:07	
Dec 22	@ DET	0-1,1/3 17:33		0-1,1/1 13:03	0-1,3/1 20:14	0-0,2/0 12:13	1-0,4/2 14:16	
Dec 23	@ NSH	0-0,2/-1 14:48		0-0,2/-1 18:36	0-0,1/-2 15:12	0-0,1/0 08:57	0-0,2/-2 19:46	
Dec 28	@ VGK	MIN		0-0,3/0 15:22	0-0,2/0 15:43	0-1,4/1 14:02	0-0,1/0 16:39	
Dec 29	Vs DAL	MIN		0-0,3/0 19:26	DNP	1-1,6/1 16:14	1-0,4/0 20:39	
Dec 31	Vs STL	MIN		1-0(W),2/1 15:57	0-0,0/-1 16:51	1-0,3/-1 14:28	0-0,3/-1 20:35	
Jan 2	Vs ANA	MIN		0-1,0/0 17:51	0-0,0/2 14:19	0-1,1/0 15:07	0-1,2/0 17:41	
Jan 4	Vs PHI	MIN		0-1,1/-1 16:49	1-0,1/1 14:06	0-0,0/-1 12:41	0-1,2/-1 17:38	
Jan 7	@ FLA	MIN		0-3,1/2 13:56	0-0,0/-1 14:21	0-0,1/0 14:04	1-1(W),8/0 17:55	
Jan 9	@ TBL	MIN		0-0,1/-2 18:20	0-0,0/-1 17:45	0-0,2/-1 15:24	0-0,2/-1 14:45	
Jan 10	@ CAR	MIN		0-0,1/-1 15:50	0-0,2/-1 13:47	0-0,2/0 16:22	0-0,2/0 20:29	
Jan 12	Vs PIT	MIN		0-0,3/0 17:49	0-0,0/0 13:59	1-0,1/2 17:13	1-1,2/2 21:23	
Jan 14	Vs SJS	MIN		2-1,6/2 16:22	0-1,1/0 15:08	1-2,6/2 17:19	2-1,5/3 17:55	
Jan 16	@ VAN	MIN		0-0,0/-1 17:27	DNP	0-0,1/0 18:59	0-1,3/0 21:02	
Jan 18	@ EDM	MIN		0-1,1/-2 18:20	DNP	0-2,1/-3 15:08	1-0,4/-5 18:54	
Jan 29	@ ANA	MIN		0-0,1/-1 18:00	0-0,0/0 16:35	0-0,3/-1 16:09	0-0,3/-1 18:46	
Jan 30	Vs LAK	MIN		0-0,2/-1 18:28	DNP	0-1,1/1 16:25	0-1,5/1 17:27	
Feb 1	Vs CHI	MIN		0-0,2/0 14:37	0-0,0/0 20:57	1-0,5/0 16:16	0-1,3/0 21:35	
Feb 4	Vs EDM	MIN		0-0,1/1 17:08	0-0,0/1 24:46	1-0(W),3/1 16:02	0-1,4/1 18:24	
Feb 6	Vs CAR	MIN		0-0,1/-1 18:07	0-0,1/-1 23:01	1-0,6/-3 17:35	0-1,3/-2 22:00	
Feb 8	@ BOS	MIN		1-0,2/-2 16:43	0-0,2/-1 23:54	0-0,2/0 18:23	0-0,2/0 19:59	
Feb 10	@ MTL	MIN		0-1,0/1 14:25	0-0,1/0 18:55	0-0,5/0 18:27	1-0,6/0 20:23	
Feb 11	@ TOR	MIN		0-0,0/0 17:49	0-0,1/-1 13:12	0-1,1/-1 16:44	0-0,7/-1 21:58	
Feb 13	@ OTT	MIN		0-0,1/0 17:20	1-0,3/0 15:56	0-0,1/-1 14:43	0-1,2/0 19:05	
Feb 15	Vs WSH	MIN		1-0(W),3/0 11:04	0-0,0/0 15:40	0-1,2/0 14:01	0-0,1/1 16:47	
Feb 17	Vs NYI	MIN		0-1,3/1 14:05	0-0,2/0 16:41	1-0(W),2/0 16:11	0-1,2/0 18:15	
Feb 19	@ DAL	MIN		0-0,2/0 16:07	0-1,3/1 20:03	0-0,0/0 16:43	1-0,5/1 22:07	
Feb 20	@ STL	MIN		0-0,0/0 13:57	0-0,1/-1 22:05	0-0,0/0 16:31	0-0,4/0 18:18	
Feb 22	Vs TBL	MIN		0-0,4/1 13:36	0-0,2/-2 20:19	2-2,4/2 16:04	0-2,4/0 20:18	
Feb 25	Vs FLA	MIN		0-0,1/0 15:02	0-0,1/-1 20:37	0-0,3/0 14:00	0-0,3/-1 18:31	
Feb 29	Vs BUF	MIN		1-0,2/0 16:10	1-1,2/2 20:11	0-0,1/0 13:02	0-0,2/3 18:40	
Mar 4	@ VAN	MIN		0-0,3/0 14:27	0-0,2/-1 16:35	0-0,1/0 12:03	0-0,3/-1 17:47	
Mar 6	@ CGY	MIN		0-0,4/-1 17:49	0-0,1/-2 18:18	0-0,2/-1 13:18	1-1,8/1 21:24	
Mar 9	@ WPG	MIN		0-2,6/1 16:30	0-0,0/2 16:37	DNP	0-0,6/-1 19:50	

Date	Opp.	Hill #31	Raanta #32	Kuemper #35	Prosvetov #50
Oct 3	@ ANA	DNP		2/29 L 57:58	
Oct 5	Vs BOS	MIN	DNP	1/26 L 59:12	
Oct 10	Vs VGK	MIN	DNP	1/38 W 60:00	
Oct 12	@ COL	MIN	3/32 O 63:26	DNP	
Oct 15	@ WPG	MIN	DNP	2/40 W 60:00	
Oct 17	Vs NSH	MIN	DNP	2/25 W 59:36	
Oct 19	Vs OTT	MIN	2/36 W 60:00	DNP	
Oct 22	@ NYR	MIN	DNP	2/19 W 61:01	
Oct 24	@ NYI	MIN	DNP	3/21 L 58:34	
Oct 25	@ NJD	MIN	3/35 W 60:00	DNP	
Oct 28	@ BUF	MIN	DNP	2/26 W 65:00	
Oct 30	Vs MTL	MIN	4/36 L 60:00	DNP	
Nov 2	Vs COL	MIN	DNP	0/33 W 58:57	
Nov 4	@ EDM	MIN	DNP	2/28 W 62:01	
Nov 5	@ CGY	MIN	4/43 O 64:26	DNP	
Nov 7	Vs CBJ	MIN	DNP	3/33 L 58:09	
Nov 9	Vs MIN	MIN	DNP	4/24 L 58:19	
Nov 11	@ WSH	MIN	3/34 W 65:00	DNP	
Nov 12	@ STL	MIN	DNP	2/35 W 64:08	
Nov 14	@ MIN	MIN	3/34 L 57:32	DNP	
Nov 16	Vs CGY	MIN	DNP	0/37 W 60:00	
Nov 18	Vs LAK	MIN	0/31 W 60:00	DNP	
Nov 21	Vs TOR	MIN	DNP	3/33 L 59:55	
Nov 23	@ LAK	MIN	2/45 W 60:00	DNP	
Nov 24	Vs EDM	MIN	DNP	3/37 O 65:00	
Nov 27	Vs ANA	MIN	INJ	3/34 W 65:00	
Nov 29	@ VGK	MIN	INJ	1/38 O 65:00	
Nov 30	Vs SJS	MIN	3/29 L 58:58	DNP	
Dec 3	@ CBJ	MIN	DNP	2/35 W 60:00	
Dec 5	@ PHI	MIN	DNP	1/29 W 59:58	
Dec 6	@ PIT	MIN	1/25 L 58:03	DNP	
Dec 8	@ CHI	MIN	DNP	3/29 W 65:00	
Dec 10	Vs CGY	MIN	5/29 L 59:59	DNP	
Dec 12	Vs CHI	MIN	DNP	2/30 W 60:00	
Dec 14	Vs NJD	MIN	DNP	2/33 L 58:25	
Dec 17	@ SJS	DNP	INJ	2/28 W 59:58	
Dec 19	Vs MIN	MIN	0/0 00:48	7/32 L 56:42	
Dec 22	@ DET	DNP	2/30 W 59:27	INJ	
Dec 23	@ NSH	DNP	3/41 L 57:34	INJ	
Dec 28	@ VGK	0/20 38:06	4/16 L 21:36	INJ	
Dec 29	Vs DAL	DNP	3/24 L 58:16	INJ	
Dec 31	Vs STL	DNP	1/39 W 59:19	INJ	
Jan 2	Vs ANA	DNP	2/28 W 60:00	INJ	
Jan 4	Vs PHI	2/12 20:00	0/17 W 40:00	INJ	
Jan 7	@ FLA	2/39 W 60:00	INJ	INJ	DNP
Jan 9	@ TBL	4/34 L 59:50	INJ	INJ	DNP
Jan 10	@ CAR	0/1 20:00	3/28 L 40:00	INJ	MIN
Jan 12	Vs PIT	3/34 O 64:22	INJ	INJ	DNP
Jan 14	Vs SJS	3/28 W 60:00	INJ	INJ	DNP
Jan 16	@ VAN	2/24 L 59:17	INJ	INJ	DNP
Jan 18	@ EDM	0/8 18:43	6/18 L 40:00	INJ	MIN
Jan 29	@ ANA	DNP	4/32 L 59:29	INJ	MIN
Jan 30	Vs LAK	3/37 O 60:17	DNP	INJ	MIN
Feb 1	Vs CHI	DNP	2/44 O 65:00	INJ	MIN
Feb 4	Vs EDM	DNP	0/30 W 60:00	INJ	MIN
Feb 6	Vs CAR	DNP	4/30 L 58:28	INJ	MIN
Feb 8	@ BOS	3/32 L 58:41	DNP	INJ	MIN
Feb 10	@ MTL	DNP	2/28 W 60:00	INJ	MIN
Feb 11	@ TOR	3/41 O 63:43	DNP	INJ	MIN
Feb 13	@ OTT	DNP	3/31 L 58:33	INJ	MIN
Feb 15	Vs WSH	DNP	1/37 W 59:35	INJ	MIN
Feb 17	Vs NYI	DNP	1/29 W 60:00	INJ	MIN
Feb 19	@ DAL	3/33 L 57:47	DNP	INJ	MIN
Feb 20	@ STL	DNP	1/46 L 57:47	INJ	MIN
Feb 22	Vs TBL	DNP	3/30 W 60:00	INJ	MIN
Feb 25	Vs FLA	MIN	DNP	2/26 L 57:42	MIN
Feb 29	Vs BUF	MIN	2/27 W 59:38	DNP	MIN
Mar 4	@ VAN	MIN	DNP	2/38 W 59:57	MIN
Mar 6	@ CGY	MIN	DNP	3/34 L 59:18	MIN
Mar 9	@ WPG	MIN	DNP	3/33 L 58:34	MIN

	2002-03	2003-04	2005-06	2006-07	2007-08	2008-09	2009-10	2010-11	2011-12	2012-13	2013-14	2014-15	2015-16	2016-17	2017-18	2018-19	2019-20
Scoring first:	21-4-5-3	16-8-9-3	23-9-5	18-8-3	27-4-4	21-14-1	36-3-3	31-5-6	33-4-6	14-1-4	29-12-5	14-16-3	23-13-6	21-14-5	23-16-7	29-14-4	24-10-2
Opponent scoring first:	10-31-6-2	6-28-9-3	15-30-0	13-38-2	11-33-3	15-25-6	14-22-4	12-21-7	9-23-7	7-17-5	8-18-10	10-34-5	12-26-2	9-28-5	6-25-5	10-21-4	9-19-6
Leading after 1 period:	16-2-2-1	9-4-5-2	17-5-2	15-4-2	14-5-1	16-5-0	23-1-0	18-2-5	22-2-2	13-1-2	23-6-3	12-9-2	14-9-3	16-6-0	15-6-4	20-6-2	18-7-1
Trailing after 1 period:	6-24-3-1	2-25-6-3	6-24-1	7-32-2	7-23-2	4-17-2	6-16-4	9-13-2	3-18-2	2-11-5	6-15-6	7-23-1	4-24-2	5-22-5	3-19-3	5-16-1	6-15-2
Tied after 1 period:	9-9-6-3	11-7-7-1	15-10-2	9-10-1	17-9-4	16-17-5	21-8-3	16-11-6	17-7-9	6-6-2	8-9-6	5-18-5	17-6-3	9-14-5	11-16-5	14-13-5	9-7-5
Leading after 2 periods:	19-1-3-0	14-1-3-1	24-3-3	19-1-4	27-4-2	27-1-1	33-1-2	32-2-2	33-1-0	15-0-1	23-6-4	14-1-2	21-2-3	19-0-4	21-6-4	29-1-1	22-1-4
Trailing after 2 periods:	2-28-5-2	4-30-7-0	7-31-2	5-38-1	2-29-3	3-33-4	7-20-2	7-20-4	4-22-5	2-14-4	7-19-6	2-35-2	2-32-2	6-33-2	4-26-4	3-26-4	2-19-0
Tied after 2 periods:	10-6-3-3	4-5-8-5	7-5-0	7-7-0	9-4-2	6-5-2	10-4-1	4-4-7	5-4-8	4-4-4	7-5-5	8-14-4	12-5-3	5-9-4	4-9-4	7-8-3	9-9-4
1-goal games:	14-11-0-5	13-12-0-6	19-11-5	16-13-5	18-11-7	17-18	29-6-7	21-8-13	17-11-3	8-6-9	20-7-15	14-12-8	17-10-8	20-12-10	16-10-12	16-8-8	11-12-8
2-goal games:	8-9	4-7	4-10	6-7	8-12	9-8	8-8	10-6	11-3	7-5	9-14	3-12	6-9	5-8	3-15	7-12	8-10
3-goal games:	9-15	5-17	9-10	6-13	7-9	9-10	8-7	12-12	14-13	6-7	8-9	7-26	12-20	5-22	10-16	16-15	14-7
4-goal games:	3-6	1-3	6-4	2-9	4-2	1-6	4-3	3-3	3-2	4-4	1-2	1-7	5-4	0-2	0-2	2-4	
5-or more goal games:	1-2	1-5	0-4	1-4	1-3	0-4	1-1	1-3	1-1	0-0	1-1	1-7	0-2	1-1	3-2	4-4	
Scoring 4 or more goals:	17-0-1-1	6-3-2-2	23-6-2^	14-2-2^	23-1-1^	19-2-2^	19-0-1^	22-0-1^	22-0-1^	12-2-1	16-1-2	12-0-0	19-4-2	13-1-2	15-5-1	23-1-1	
Scoring 3 or less goals:	14-35-10-4	16-33-16-4	15-33-3^	17-44-3^	15-36-6^	17-37-5^	31-25-6^	21-24-12^	21-28-11	9-16-8	21-29-13	12-50-8	16-34-7	17-41-8	15-36-11	16-34-7	
Allowing 4 or more goals:	1-23-1-3	2-26-2-3	4-26-2^	6-36-3^	2-20-1^	3-25-3^	4-16-2^	2-14-7^	3-18-1^	3-11-3	2-17-6	3-29-1	0-27-4	2-22-2	1-29-4	2-20-1	
Allowing 3 or less goals:	30-12-10-2	20-10-16-3	34-13-3^	25-10-2^	36-17-6^	33-14-4^	46-9-5^	41-11-6^	38-11-11	18-7-6	27-22-8	21-21-7	35-12-4	28-20-8	29-12-8	37-15-7	
Outshooting opponent:	14-14-3-4	6-9-6-2	18-17-3	16-15-1	21-16-2	13-8-1	22-14-4	12-8-5	14-14-3	11-6-6	11-17-10	10-14-2	11-18-2	6-10-1	12-19-3	17-20-3	14-16-1
Outshot by opponent:	16-20-8-1	16-25-12-2	19-20-2	14-30-4	16-21-3	20-28-6	26-7-3	30-15-7	25-11-9	9-11-3	23-11-4	14-35-5	23-21-6	24-31-9	16-21-9	22-14-5	19-12-7
Even shots:	1-1-0-0	0-2-0-2	1-2-0	1-1-0	1-0-2	3-3-0	2-4-0	1-3-1	3-2-1	1-1-0	3-2-1	0-1-1	1-0-0	0-1-0	1-1-0	0-1-0	0-1-0
vs Northeast Division:	2-4-0-0	1-3-1-0	3-2-0	0-0-0	2-3-0	2-4-0	3-3-0	2-2-2	3-0-2	0-0-0							
vs Atlantic Division:	4-2-0-1	1-3-0-2	0-0-0	3-2-0	3-2-0	2-3-1	4-1-1	2-2-2	2-4-1	0-0-0							
vs Southeast Division:	4-4-1-0	3-2-1-1	3-2-0	3-2-0	0-0-0	4-2-0	4-2-0	2-2-2	3-3-0	0-0-0							
vs EASTERN CONF:	10-10-1-1	5-8-2-3	6-4-0	6-4-0	5-5-0	8-9-1	11-6-1	6-6-6	8-7-3	0-0-0							
vs Central Division:	8-8-3-1	6-5-9-0	10-8-2	10-10-0	8-10-2	6-11-3	13-5-2	12-5-3	8-9-3	6-7-2							
vs Pacific Division:	6-7-4-3	8-10-4-2	15-15-2	9-18-5	19-11-2	13-9-2	13-7-4	11-12-1	13-6-5	9-7-2							
vs Northwest Division:	7-10-3-0	3-13-3-1	7-12-1	6-14-0	6-11-3	9-10-1	13-7-0	14-3-3	13-5-2	6-4-5							
vs WESTERN CONF:	21-25-10-4	17-28-16-3	32-35-5	25-42-5	33-32-7	28-30-6	39-19-6	37-20-7	34-20-10	21-18-9							
Overtime, Home:	3-2-06	4-4-07	5-1-03	4-2-01	5-0-4	4-0-3	8-0-2										
Overtime, Road:	1-3-05	1-2-11	5-1-00	3-1-01	4-1-02	0-4-0	11-1-04										
Overtime, Overall:	4-5-11	5-6-18	10-2-03	7-3-02	9-1-06	4-4-03	19-1-6										

**2013-14**

vs Atlantic Division: 8-5-3  
 vs Metropolitan Division: 9-5-2  
 vs EASTERN CONF: 17-10-5  
 vs Central Division: 6-11-4  
 vs Pacific Division: 14-9-6  
 vs WESTERN CONF: 20-20-10

**2014-15**

vs Atlantic Division: 6-10-0  
 vs Metropolitan Division: 4-9-3  
 vs EASTERN CONF: 10-19-3  
 vs Central Division: 2-14-5  
 vs Pacific Division: 12-17-0  
 vs WESTERN CONF: 14-31-5

**2015-16**

vs Atlantic Division: 7-8-1  
 vs Metropolitan Division: 4-10-2  
 vs EASTERN CONF: 11-18-3  
 vs Central Division: 8-11-2  
 vs Pacific Division: 16-10-3  
 vs WESTERN CONF: 24-21-5

**2016-17**

vs Atlantic Division: 6-7-3  
 vs Metropolitan Division: 7-8-1  
 vs EASTERN CONF: 13-15-4  
 vs Central Division: 5-14-1  
 vs Pacific Division: 12-12-5  
 vs WESTERN CONF: 17-26-6

**2017-18**

vs Atlantic Division: 7-9-0  
 vs Metropolitan Division: 5-8-3  
 vs EASTERN CONF: 12-17-3  
 vs Central Division: 7-12-2  
 vs Pacific Division: 10-12-7  
 vs WESTERN CONF: 17-24-9

**2018-19**

vs Atlantic Division: 7-9-0  
 vs Metropolitan Division: 5-7-4  
 vs EASTERN CONF: 12-16-4  
 vs Central Division: 11-9-1  
 vs Pacific Division: 16-10-3  
 vs WESTERN CONF: 27-18-4

**2019-20**

vs Atlantic Division: 7-7-1  
 vs Metropolitan Division: 8-6-1  
 vs EASTERN CONF: 15-13-2  
 vs Central Division: 7-8-2  
 vs Pacific Division: 11-8-4  
 vs WESTERN CONF: 18-16-6

^ Does not include goals credited for shootout wins since 2005-06

\* Under new division alignment

## RECORD WHEN A COYOTES PLAYER SCORES A GOAL, TALLIES AN ASSIST, POINT, OR RECORDS A MULTI-POINT GAME...

Player	Goal	Assist	Point	Multi-Point	Player	Goal	Assist	Point	Multi-Point
Capobianco	1-0-0	-	1-0-0	-	Hayton	1-0-0	2-0-0	3-0-0	-
Chychrun	3-7-1	7-2-2	10-9-3	2-2-0	Hinostroza	0-3-2	9-5-1	9-7-3	1-1-0
Crouse	12-3-0	8-2-0	17-4-0	3-1-0	Hjalmarsson	1-0-0	1-2-1	2-2-1	-
Demers	-	6-1-2	6-1-2	1-0-0	Keller	10-1-1	17-7-1	23-8-2	8-0-0
Dvorak	10-3-3	10-6-2	20-8-5	4-0-0	Kessel	8-3-0	14-6-1	20-9-1	5-1-0
Ekman-Larsson	6-3-0	10-5-2	12-8-2	6-0-0	Lyubushkin	-	2-2-0	2-1-0	-
Fischer	4-1-1	3-0-0	7-0-1	-	Ness	-	0-1-0	0-1-0	-
Garland	14-4-2	7-4-3	16-7-5	6-2-0	Oesterle	2-1-0	7-3-0	8-3-0	1-0-0
Goligoski	2-2-0	12-4-6	13-5-6	3-3-1	Richardson	4-1-1	4-0-1	6-1-2	1-0-0
Grabner	4-3-1	0-1-2	4-4-3	-	Schmaltz	6-2-2	14-9-2	18-10-4	7-3-0
Gross	-	1-0-0	1-0-0	-	Soderberg	13-2-2	10-4-2	20-6-4	4-0-0
Hall	4-4-1	8-5-3	10-7-3	3-1-1	Stepan	7-2-1	12-2-1	16-4-2	5-0-0

## RECORD WHEN THE COYOTES SCORE 0, 1, 2, 3, 4, or 5 POWER PLAY GOALS

0 PPG	1 PPG	2 PPG	3 PPG	4 PPG	5 PPG
18-23-4	17-12-4	4-0-0	-	-	-

## RECORD WHEN THE COYOTES ALLOW 0, 1, 2, 3, 4, or 5 POWER PLAY GOALS

0 PPG	1 PPG	2 PPG	3 PPG	4 PPG	5 PPG
22-18-2	10-8-4	1-3-2	-	-	-

## RECORD WHEN THE COYOTES PLAY ON THIS DAY OF THE WEEK

Sun	Mon	Tue	Wed	Thu	Fri	Sat
2-1-2	6-2-0	9-2-2	2-3-0	5-11-1	1-3-1	8-7-2

## RECORD WHEN THE COYOTES PLAY IN THIS MONTH

Oct	Nov	Dec	Jan	Feb	Mar	Apr
7-4-1	8-5-3	7-7-0	4-5-2	6-6-2	1-2-0	-



**Team Highs & Lows...**

Most Goals Scored, Period: . . . . . 3 (10x, last: 3/4 at VAN; 3rd period)  
 Most Goals Scored, Game: . . . . . 7 (2/22 vs. TBL)  
 Most Goals Allowed, Period: . . . . . 4 (4x, last: 12/29 vs. DAL, 3rd period)  
 Most Goals Allowed, Game: . . . . . 8 (12/19 vs. MIN)  
 Most Power Play Goals For, Game: . . . . . 3 (10/17 vs. NSH)  
 Most Power Play Goals Against, Game: . . . . . 2 (6x, last: 2/19 at DAL)  
 Most Power Plays For, Game: . . . . . 6 (2x, last: 12/8 at CHI)  
 Most Power Plays Against, Game: . . . . . 6 (2x, last: 11/5 at CGY)  
 Most Shots, Game: . . . . . 48 (12/10 vs. CGY)  
 Most Shots, Period: . . . . . 22 (12/29 vs. DAL, 1st period)  
 Most Shots Allowed, Game: . . . . . 46 (2/20 at STL)  
 Most Shots Allowed, Period: . . . . . 22 (2x, last: 1/12 vs. PIT, 2nd period)  
 Most Blocked Shots, Game: . . . . . 25 (11/18 vs. LAK)  
 Most Hits, Game: . . . . . 41 (12/6 at PIT)  
 Fewest Shots, Game: . . . . . 14 (2/20 at STL)  
 Fewest Shots, Period: . . . . . 2 (2/20 at STL, 3rd period)  
 Fewest Shots Allowed, Game: . . . . . 19 (10/22 at NYR)  
 Fewest Shots Allowed, Period: . . . . . 1 (1/10 at CAR, 3rd period)  
 Most PIM, Game: . . . . . 15 (11/2 vs. COL)  
 Fewest PIM, Game: . . . . . 0 (11/21 vs. TOR)  
 Winning Streak: . . . . . 4 (2x, last: 12/31-1/7)  
 Winning Streak, Home: . . . . . 3 (3x, last: 2/15-22)  
 Winning Streak, Road: . . . . . 3 (2x, last: 12/8-22)  
 Undefeated Streak, Home: . . . . . 8 (12/31-2/4)  
 Undefeated Streak, Road: . . . . . 6 (10/25-11/12)  
 Point Streak: . . . . . 6 (10/10-22)  
 Losing Streak: . . . . . 3 (2x, last: 1/16-29)  
 Losing Streak, Home: . . . . . 3 (12/14-29)  
 Losing Streak, Road: . . . . . 6 (1/9-2/8)  
 Winless Streak: . . . . . 5 (1/16-2/1)  
 Winless Streak, Home: . . . . . 3 (12/14-29)  
 Winless Streak, Road: . . . . . 6 (1/9-2/8)

**Individual Highs...**

Most Goals, Game: . . . . . 2 (14x, last: Keller – 2/29)  
 Most Assists, Game: . . . . . 3 (7x, last: Stepan – 1/14)  
 Most Points, Game: . . . . . 4 (Garland – 2/22)  
 Most Goals, Period: . . . . . 2 (4x, last: Schmaltz, 1st period – 3/9)  
 Most Assists, Period: . . . . . 3 (Hinostroza, 1st period – 12/12)  
 Most Shots, Game: . . . . . 12 (Keller – 12/12)  
 Most Blocked Shots, Game: . . . . . 8 (Goligoski – 11/16)  
 Most Hits, Game: . . . . . 9 (Fischer – 11/30)  
 Most PIM, Game: . . . . . 7 (2x, last: Demers – 12/8)  
 Most Ice Time, Game: . . . . . 27:34 (Goligoski – 11/7)  
 Most Ice Time, OT Game: . . . . . 29:10 (Goligoski – 11/5)  
 Best Plus-Minus, Game: . . . . . +4 (Demers, Ekman-Larsson – 10/25)  
 Most Power Play Goals, Game: . . . . . 2 (3x, last: Chychrun – 12/19)  
 Most Shorthanded Goals, Game: . . . . . 1 (5x, last: Ekman-Larsson – 2/29)  
 Most Consecutive Games with a Goal: . . . . . 3 (3x, last: Garland -2/1-2/6)  
 Most Consecutive Games with an Assist: . . . . . 4 (5x, last: Hall – 1/30-2/6)  
 Most Consecutive Games with a Point: . . . . . 6 (Schmaltz – 10/10-22)  
 Most Saves, Game: . . . . . 45 (Raanta – 2/20)  
 Most Goals Against, Game: . . . . . 7 (Kuemper – 12/19)

## INDIVIDUAL GOAL-SCORING BREAKDOWN...

Player	1st	2nd	3rd	OT	1A	2A	EV	SH	PP	EN	GWG	H	R	Total	Record
Capobianco	1	-	-	-	-	1	1	-	-	-	-	1	-	1	1-0-0
Chychrun	1	6	5	-	-	11	8	-	5	-	2	8	4	12	3-7-1
Crouse	2	6	7	-	1	11	14	1	-	4	2	7	8	15	12-3-0
Dvorak	6	8	3	1	3	15	12	-	6	1	2	9	9	18	10-3-3
Ekman-Larsson	1	3	5	-	3	5	6	1	2	2	1	3	6	9	6-3-0
Fischer	1	4	1	-	1	4	6	-	-	1	1	1	5	6	4-1-1
Garland	8	7	7	-	3	19	18	-	4	1	5	15	7	22	14-4-2
Goligoski	2	1	1	-	2	2	2	-	2	-	-	3	1	4	2-2-0
Grabner	5	2	1	-	3	3	7	1	-	-	-	2	6	8	4-3-1
Hall	2	6	2	-	3	7	8	-	2	1	1	4	6	10	4-4-1
Hayton	-	-	1	-	1	-	1	-	-	-	1	-	1	1	1-0-0
Hinostroza	1	2	2	-	-	5	5	-	-	-	-	3	2	5	0-3-2
Hjalmarsson	-	1	-	-	-	1	1	-	-	-	-	1	-	1	1-0-0
Keller	9	2	6	-	4	11	15	-	2	1	2	10	7	17	10-1-1
Kessel	6	3	5	-	1	12	5	-	9	1	2	10	4	14	8-3-0
Oesterle	1	1	1	-	-	2	3	-	-	-	-	2	1	3	2-1-0
Richardson	3	2	1	-	1	5	5	1	-	-	3	6	-	6	4-1-1
Schmaltz	5	3	3	-	2	9	9	-	2	1	2	5	6	11	6-2-2
Soderberg	4	8	5	-	4	10	11	-	6	2	1	7	10	17	13-2-2
Stepan	3	4	3	-	4	4	8	1	1	1	1	6	4	10	7-2-1

## INDIVIDUAL MULTI-POINT GAMES...

Forward	2 pts	3 pts	4 pts	5 pts	Defense	2 pts	3 pts	4 pts	5 pts
Crouse	4				Chychrun	4			
Dvorak	4				Demers		1		
Garland	6	1	1		Ekman-Larsson	4	2		
Hall	4	1			Goligoski	6	1		
Hinostroza	1	1			Oesterle	1			
Keller	5	3							
Kessel	4	2							
Richardson	1								
Schmaltz	8	2							
Soderberg	3	1							
Stepan	4	1							

## 2019-20 GOALS REPORT

Player	Pos	GP	G	A	P	+/-	ESG	PPG	SHG	1G	OTG	GWG	HMG	RDG	DVG	ODVG	ENG	PSG	PST	G/G
Conor Garland	R	68	22	17	39	1	18	4	0	4	0	5	15	7	5	17	1	0	0	0.32
Christian Dvorak	C	70	18	20	38	6	12	6	0	7	1	2	9	9	8	10	1	0	0	0.26
Clayton Keller	R	70	17	27	44	-6	15	2	0	5	0	2	10	7	1	16	1	0	0	0.24
Carl Soderberg	C	70	17	18	35	6	11	6	0	2	0	1	7	10	7	10	2	0	0	0.24
Lawson Crouse	L	66	15	10	25	0	14	0	1	2	0	3	7	8	7	8	4	0	0	0.23
Phil Kessel	R	70	14	24	38	-21	5	9	0	5	0	2	10	4	4	10	1	0	0	0.20
Jakob Chychrun	D	63	12	14	26	4	7	5	0	0	0	2	8	4	3	9	0	0	0	0.19
Nick Schmaltz	C	70	11	34	45	3	9	2	0	2	0	2	5	6	4	7	1	0	0	0.16
Derek Stepan	C	70	10	18	28	-4	8	1	1	1	1	2	6	4	6	4	1	0	0	0.14
Taylor Hall	L	35	10	17	27	-3	8	2	0	2	0	1	4	6	4	6	1	0	0	0.29
Oliver Ekman-Larsson	D	66	9	21	30	-3	6	2	1	0	0	1	3	6	3	6	2	0	0	0.14
Michael Grabner	L	46	8	3	11	-4	7	0	1	2	0	0	2	6	2	6	0	0	0	0.17
Brad Richardson	C	59	6	5	11	1	5	0	1	2	0	3	6	0	1	5	0	0	0	0.10
Christian Fischer	R	56	6	3	9	2	6	0	0	0	0	1	1	5	2	4	1	0	0	0.11
Vinnie Hinostroza	R	68	5	17	22	1	5	0	0	0	0	0	3	2	3	2	0	0	0	0.07
Alex Goligoski	D	70	4	28	32	8	2	2	0	1	0	0	3	1	1	3	0	0	0	0.06
Jordan Oesterle	D	58	3	10	13	-9	3	0	0	0	0	0	2	1	0	3	0	0	0	0.05
Niklas Hjalmarsson	D	27	1	4	5	-2	1	0	0	0	0	0	1	0	1	0	0	0	0	0.04
Barrett Hayton	C	20	1	3	4	2	1	0	0	0	0	1	0	1	0	1	0	0	0	0.05
Kyle Capobianco	D	9	1	0	1	-1	1	0	0	1	0	0	1	0	0	1	0	0	0	0.11
Jason Demers	D	50	0	11	11	5	0	0	0	0	0	0	0	0	0	0	0	0	0	--
Ilya Lyubushkin	D	51	0	4	4	4	0	0	0	0	0	0	0	0	0	0	0	0	0	--
Jordan Gross	D	2	0	1	1	2	0	0	0	0	0	0	0	0	0	0	0	0	0	--
Aaron Ness	D	24	0	1	1	1	0	0	0	0	0	0	0	0	0	0	0	0	0	--
Michael Chaput	C	2	0	0	0	-2	0	0	0	0	0	0	0	0	0	0	0	0	0	--

## 2019-20 REAL TIME STATS

Player	Pos	GP	Hits	Blocks	MSS	GVA	TKA	FOW	FOL	TOT	FO%	%TMFO
Lawson Crouse	L	66	201	29	33	22	28	24	23	47	51.1	1.2
Ilya Lyubushkin	D	51	151	53	19	20	13	0	0	0	--	--
Christian Fischer	R	56	140	22	19	10	6	3	8	11	27.3	0.3
Oliver Ekman-Larsson	D	66	129	65	55	45	19	0	0	0	--	--
Alex Goligoski	D	70	91	134	30	53	7	0	0	0	--	--
Brad Richardson	C	59	77	44	29	18	12	355	303	658	54.0	19.6
Carl Soderberg	C	70	77	41	45	24	28	245	296	541	45.3	13.6
Jason Demers	D	50	76	70	24	32	15	0	0	0	--	--
Jakob Chychrun	D	63	75	95	68	52	27	0	0	0	--	--
Vinnie Hinostroza	R	68	51	26	30	20	30	26	35	61	42.6	1.6
Jordan Oesterle	D	58	48	88	35	37	11	0	0	0	--	--
Derek Stepan	C	70	43	54	54	28	38	569	628	1197	47.5	30.1
Christian Dvorak	C	70	39	36	41	23	20	523	426	949	55.1	23.8
Conor Garland	R	68	26	20	63	27	30	4	7	11	36.4	0.3
Taylor Hall	L	35	22	20	40	23	24	7	16	23	30.4	1.2
Michael Grabner	L	46	21	12	20	11	31	0	4	4	0.0	0.2
Clayton Keller	R	70	20	13	57	32	34	8	13	21	38.1	0.5
Niklas Hjalmarsson	D	27	20	46	8	20	11	0	0	0	--	--
Aaron Ness	D	24	17	20	8	8	1	0	0	0	--	--
Barrett Hayton	C	20	14	3	6	4	8	23	38	61	37.7	5.2
Kyle Capobianco	D	9	14	10	1	4	1	0	0	0	--	--
Nick Schmaltz	C	70	12	34	36	27	52	160	216	376	42.5	9.4
Phil Kessel	R	70	11	20	54	41	19	2	7	9	22.2	0.2
Michael Chaput	C	2	3	2	0	1	0	7	6	13	53.9	11.9
Jordan Gross	D	2	0	1	0	2	1	0	0	0	--	--

**June 2019**

- 14 Signed defenseman Ilya Lyubushkin to a one-year contract
- 25 Acquired forward Carl Soderberg from Colorado in exchange for defenseman Kevin Connauton and a 2020 third round draft choice
- 30 Acquired forward Phil Kessel, defenseman Dane Birks and a 2021 fourth round draft choice from Pittsburgh in exchange for forward Alex Galchenyuk and defenseman P.O. Joseph

**July 2019**

- 1 Signed goalie Ivan Prosvetov to a three-year entry-level contract
- Signed center Andy Miele and defenseman Aaron Ness to two-year, two-way contracts
- Signed forward Beau Bennett to a one-year, two-way contract
- 2 Signed forward Lawson Crouse to a three-year contract
- 5 Signed forwards Michael Bunting and Hudson Fasching to two-year, two-way contracts
- 7 Signed defenseman Victor Soderstrom to a three-year, entry-level contract
- 15 Signed defenseman Dysin Mayo to a one-year, two-way contract

**August 2019**

- 3 Signed goalie Adin Hill to a one-year contract

**September 2019**

- 4 Signed forward Clayton Keller to an eight-year contract extension
- 16 Assigned goalie David Tendeck, defensemen Axel Bergqvist, Dennis Busby, Connor Hall, Brady Lyle and forwards Liam Kirk, David Levin, Valentin Nussbaumer and Eric Uba to their junior teams
- 21 Assigned forwards Jeremy Gregoire, Jonathon Martin, Keeghan Howdeshell, Giovanni Fiore, Kelly Klima and Nate Schnarr, defensemen Jalen Smereck, Dane Birks and Cam Dineen as well as goalies Merrick Madsen and Erik Kallgren to Tucson (AHL)
- Assigned defenseman Kevin Bahl to his junior team
- 22 Assigned forwards Brayden Burke, Nick Merkley and Tyler Steenbergen as well as goalie Ivan Prosvetov to Tucson (AHL)
- 23 Assigned forwards Beau Bennett and Andy Miele and defensemen Dysin Mayo and Robbie Russo to Tucson (AHL)
- 26 Recalled goalie Ivan Prosvetov from Tucson (AHL)
- 27 Assigned forward Lane Pederson and defensemen Kyle Capobianco and Jordan Gross to Tucson (AHL)
- 28 Assigned defenseman Aaron Ness and forwards Michael Bunting, Michael Chaput and Hudson Fasching to Tucson (AHL)
- 29 Assigned goalie Ivan Prosvetov to Tucson (AHL)
- 30 Assigned goalie Adin Hill to Tucson (AHL)

**October 2019**

- 1 Claimed goalie Eric Comrie off waivers from Winnipeg
- 2 Signed goalie Darcy Kuemper to a two-year contract extension through the 2021-22 season
- Recalled forward Christian Fischer and defenseman Kyle Capobianco from Tucson (AHL)
- Recalled goalie Adin Hill from Tucson (AHL) and assigned goalie Antti Raanta to Tucson (AHL)
- 5 Recalled goalie Antti Raanta and assigned goalie Adin Hill to Tucson (AHL)
- 11 Recalled defenseman Ilya Lyubushkin and assigned defenseman Kyle Capobianco to Tucson (AHL)
- 19 Recalled defenseman Aaron Ness from Tucson (AHL)

**November 2019**

- 3 Recalled forward Michael Chaput from Tucson (AHL)
- 5 Assigned forward Michael Chaput and recalled defenseman Kyle Capobianco from Tucson (AHL)
- 8 Assigned defenseman Kyle Capobianco to Tucson (AHL)
- 9 Assigned goalie Eric Comrie to Tucson (AHL) for conditioning purposes
- 23 Recalled goalie Eric Comrie from Tucson (AHL)
- 30 Acquired defenseman Vili Saarijarvi from Detroit in exchange for goalie Eric Comrie
- Recalled forward Michael Chaput from Tucson (AHL)

**December 2019**

- 9 Assigned forward Michael Chaput and recalled defenseman Robbie Russo from Tucson (AHL)
- 13 Recalled forward Brayden Burke from Tucson (AHL)
- 16 Acquired forwards Taylor Hall and Blake Speers from New Jersey in exchange for a 2020 first round draft choice (conditional), a 2021 third round draft choice (conditional), forwards Nick Merkley and Nate Schnarr and defenseman Kevin Bahl
- Assigned forward Brayden Burke to Tucson (AHL)
- 17 Recalled goalie Adin Hill from Tucson (AHL)
- 18 Assigned defenseman Robbie Russo and recalled defenseman Jordan Gross from Tucson (AHL)
- 20 Recalled goalie Adin Hill from Tucson (AHL)
- 24 Assigned defenseman Jordan Gross to Tucson (AHL)
- 30 Recalled forward Michael Chaput from Tucson (AHL)

**January 2020**

- 1 Recalled defenseman Kyle Capobianco and assigned defenseman Aaron Ness to Tucson (AHL)
- 2 Assigned forward Michael Chaput to Tucson (AHL)
- 5 Recalled goalie Ivan Prosvetov from Tucson (AHL)
- 8 Recalled forward Barrett Hayton
- 10 Assigned goalie Ivan Prosvetov to Tucson (AHL)
- 15 Recalled forward Michael Chaput from Tucson (AHL)
- 17 Recalled defenseman Kyle Capobianco and assigned goalie Ivan Prosvetov to Tucson (AHL)
- 19 Assigned defenseman Kyle Capobianco, forward Michael Chaput and goalie Adin Hill to Tucson (AHL)
- 27 Recalled goalie Adin Hill from Tucson (AHL)

**February 2020**

- 1 Recalled defenseman Kyle Capobianco from Tucson (AHL)
- 2 Assigned defenseman Kyle Capobianco to Tucson (AHL)
- 4 Assigned forward Barrett Hayton to Tucson (AHL) for conditioning
- Recalled defenseman Aaron Ness from Tucson (AHL)
- 6 Recalled defenseman Robbie Russo from Tucson (AHL)
- 22 Assigned goalie Darcy Kuemper to Tucson (AHL) for conditioning
- 23 Recalled goalie Darcy Kuemper from Tucson (AHL)
- 24 Acquired forward Markus Hannikainen from Columbus in exchange for a 2020 seventh round draft choice (conditional)
- Assigned goalie Adin Hill and defenseman Aaron Ness to Tucson (AHL)
- Recalled Aaron Ness from Tucson (AHL)

**March 2020**

- 19 Signed forward Ryan McGregor to a three-year contract
- 20 Signed forward Nate Suce to a one-year entry-level contract
- 30 Signed forward Michal Chaput to a one-year contract

**April 2020**

- 6 Signed goalie David Tendeck to a three-year contract
- 9 Signed defenseman Cameron Crotty to a three-year contract

**June 2020**

- 30 Signed defenseman Dysin Mayo to a one-year two-way contract

**August 2020**

- 15 Signed forward Lane Pederson to a one-year two-way contract
- 23 Signed forward Blake Speers to a one-year two-way contract
- 31 Loaned defenseman Victor Soderstrom to Allsvenskan

PLAYER	MILESTONE	DATE
Alex Goligoski	800 career NHL games	Oct. 5 vs. BOS
Alex Goligoski	300 career NHL assists	Oct. 12 at COL
Phil Kessel	1,000 career NHL games	Oct. 12 at COL
Michael Grabner	600 career NHL games	Oct. 17 vs. NSH
Jason Demers	200 career NHL points	Oct. 25 at NJD
Michael Grabner	100 career NHL assists	Nov. 7 vs. CBJ
Carl Soderberg	500 career NHL games	Nov. 11 at WSH
Darcy Kuemper	200 career NHL games	Nov. 16 vs. CGY
Nick Schmaltz	200 career NHL games	Nov. 16 vs. CGY
Vinnie Hinostroza	200 career NHL games	Nov. 18 vs. LAK
Christian Dvorak	200 career NHL games	Nov. 23 at LAK
Jakob Chychrun	200 career NHL games	Dec. 3 at CBJ
Derek Stepan	700 career NHL games	Dec. 6 at PIT
Clayton Keller	200 career NHL games	Dec. 10 vs. CGY
Derek Stepan	300 career NHL assists	Dec. 10 vs. CGY
Christian Dvorak	100 career NHL points	Dec. 22 at DET
Lawson Crouse	200 career NHL games	Dec. 28 at VGK
Taylor Hall	600 career NHL games	Jan. 2 vs. ANA
Oliver Ekman-Larsson	700 career NHL games	Jan. 2 vs. ANA
Alex Goligoski	400 career NHL points	Jan. 12 vs. PIT
Christian Fischer	200 career NHL games	Jan. 29 at ANA
Nick Schmaltz	100 career NHL assists	Jan. 29 at ANA
Conor Garland	100 career NHL games	Feb. 1 vs. CHI
Clayton Keller	100 career NHL assists	Feb. 10 at MTL
Carl Soderberg	100 career NHL goals	Feb. 11 at TOR
Jordan Oesterle	200 career NHL games	Feb. 15 vs. WSH
Brad Richardson	800 career NHL games	Feb. 17 vs. NYI
Alex Goligoski	300 NHL games with ARI	Feb. 20 at STL
Rick Tocchet	100 career wins as ARI head coach	Feb. 29 vs. BUF
Vinnie Hinostroza	100 career NHL points	Mar. 4 at VAN



Player	Pos	GP	Even Strength FOW	Even Strength FOL	Power Play FOW	Power Play FOL	Short-handed FOW	Short-handed FOL	Home FOW	Home FOL	Home FO%	Road FOW	Road FOL	Road FO%	Total FOW	Total FOL	Total TOT	Total FO%
Christian Dvorak	C	70	403	348	106	71	14	7	260	184	58.6	263	242	52.1	523	426	949	55.1
Brad Richardson	C	59	300	239	6	3	49	61	195	149	56.7	160	154	51.0	355	303	658	54.0
Michael Chaput	C	2	6	6	0	0	1	0	0	0	--	7	6	53.9	7	6	13	53.9
Lawson Crouse	L	66	23	21	0	0	1	2	10	6	62.5	14	17	45.2	24	23	47	51.1
Derek Stepan	C	70	440	479	43	42	86	107	282	278	50.4	287	350	45.0	569	628	1197	47.5
Carl Soderberg	C	70	213	263	29	23	3	10	110	138	44.4	135	158	46.1	245	296	541	45.3
Vinnie Hinostroza	R	68	25	34	1	1	0	0	17	20	46.0	9	15	37.5	26	35	61	42.6
Nick Schmaltz	C	70	144	199	16	17	0	0	80	86	48.2	80	130	38.1	160	216	376	42.5
Clayton Keller	R	70	8	8	0	5	0	0	4	8	33.3	4	5	44.4	8	13	21	38.1
Barrett Hayton	C	20	23	37	0	1	0	0	14	22	38.9	9	16	36.0	23	38	61	37.7
Conor Garland	R	68	4	7	0	0	0	0	1	1	50.0	3	6	33.3	4	7	11	36.4
Taylor Hall	L	35	5	12	2	4	0	0	4	5	44.4	3	11	21.4	7	16	23	30.4
Christian Fischer	R	56	3	8	0	0	0	0	0	2	0.0	3	6	33.3	3	8	11	27.3
Phil Kessel	R	70	2	6	0	1	0	0	1	3	25.0	1	4	20.0	2	7	9	22.2
Michael Grabner	L	46	0	3	0	0	0	1	0	1	0.0	0	3	0.0	0	4	4	0.0
Michael Chaput	C	2	0	0	0	-2	0	0	0	0	0.0	0	0	0.0	0	0	0	0.0

## 2019-20 TOTAL ICE TIME

PLAYER	GP	ES TOI	ES TOI/G	SH TOI	SH TOI/G	PP TOI	PP TOI/G	TOTAL TOI	TOI/G	SHIFTS	TOI/S	SFT/G
Alex Goligoski	70	1,313:51	18:46	165:18	2:22	134:50	1:56	1,613:59	23:03	1927	0:50	27.5
Oliver Ekman-Larsson	66	1,205:45	18:16	136:32	2:04	176:17	2:40	1,518:34	23:01	1837	0:50	27.8
Jakob Chychrun	63	1,180:14	18:44	94:47	1:30	138:22	2:12	1,413:23	22:26	1683	0:50	26.7
Jason Demers	50	902:52	18:03	113:39	2:16	8:13	0:10	1,024:44	20:30	1325	0:46	26.5
Taylor Hall	35	545:41	15:35	12:49	0:22	112:10	3:12	670:40	19:10	800	0:50	22.9
Niklas Hjalmarsson	27	433:59	16:04	71:59	2:40	0:38	0:01	506:36	18:46	656	0:46	24.3
Derek Stepan	70	978:28	13:59	138:56	1:59	117:33	1:41	1,234:57	17:39	1677	0:44	24.0
Phil Kessel	70	976:46	13:57	2:55	0:03	220:43	3:09	1,200:24	17:09	1525	0:47	21.8
Jordan Oesterle	58	891:23	15:22	38:01	0:39	57:27	0:59	986:51	17:01	1250	0:47	21.6
Christian Dvorak	70	957:05	13:40	20:33	0:18	191:06	2:44	1,168:44	16:42	1528	0:46	21.8
Clayton Keller	70	950:29	13:35	1:23	0:01	188:48	2:42	1,140:40	16:18	1449	0:47	20.7
Jordan Gross	2	31:17	15:39	1:04	0:32	0:00	0:00	32:21	16:11	45	0:43	22.5
Carl Soderberg	70	897:05	12:49	64:40	0:55	151:00	2:09	1,112:45	15:54	1476	0:45	21.1
Nick Schmaltz	70	929:22	13:17	0:54	0:01	157:11	2:15	1,087:27	15:32	1399	0:47	20.0
Kyle Capobianco	9	124:07	13:47	7:24	0:49	1:21	0:09	132:52	14:46	186	0:43	20.7
Ilya Lyubushkin	51	715:08	14:01	7:31	0:09	1:07	0:01	723:46	14:11	987	0:44	19.4
Conor Garland	68	819:20	12:03	0:27	0:00	142:37	2:06	962:24	14:09	1289	0:45	19.0
Brad Richardson	59	651:41	11:03	151:14	2:34	2:12	0:02	805:07	13:39	1204	0:40	20.4
Lawson Crouse	66	801:16	12:08	93:26	1:25	1:41	0:02	896:23	13:35	1280	0:42	19.4
Vinnie Hinostroza	68	832:53	12:15	53:37	0:47	4:44	0:04	891:14	13:06	1280	0:42	18.8
Aaron Ness	24	295:55	12:20	4:01	0:10	0:54	0:02	300:50	12:32	440	0:41	18.3
Michael Grabner	46	462:36	10:03	104:49	2:17	1:28	0:02	568:53	12:22	876	0:39	19.0
Barrett Hayton	20	216:41	10:50	0:05	0:00	6:05	0:18	222:51	11:09	324	0:41	16.2
Christian Fischer	56	611:44	10:55	0:08	0:00	5:18	0:06	617:10	11:01	928	0:40	16.6
Michael Chaput	2	18:34	9:17	1:27	0:44	0:00	0:00	20:01	10:01	27	0:44	13.5

**KUEMPERTURE CHECK**

Darcy Kuemper finished the 2019-20 regular season among the NHL's leaders in GAA (2.22 – T-3rd) and SV% (.928 – 3rd). From January 1 to December 20, 2019, Kuemper ranked second in games started (62), third in wins (37), second in GAA (2.10) and second in SV% (.931). The 30-year-old native of Saskatoon, SK was selected to his first NHL All-Star Game in 2020. Kuemper owns a 45-37-12 record with a .923 SV% and a 2.39 GAA in 94 games with the Coyotes.

**HOW SWEDE IT IS**

Oliver Ekman-Larsson currently holds the franchise record for most goals by a defenseman and the most points in Coyotes history by a blueliner. He recently set the mark for the most ESG's by a defenseman with his 68th on Mar. 4 at VAN. Ekman-Larsson ranks 10th in points in franchise history, third in points by a defenseman, fifth in assists among defensemen and is tied for the fourth-most GWG's (31) among all franchise players with Doug Smail. Since 2013-14, the Coyotes Captain ranks third in goals (108) second in PPGs (51) and is first in GWGs (28) among all NHL blueliners.

**MOST POINTS IN FRANCHISE HISTORY**

T8. Jeremy Roenick: 152-227-379 in 454 games  
T8. Laurie Boschman: 152-227-379 in 526 games  
**10. Oliver Ekman-Larsson: 125-239-364 in 723 games**

**OLIVER AND COMPANY**

Oliver Ekman-Larsson played in his 700th career NHL game on January 2, becoming the fifth player in franchise history and the fifth player from his 2009 draft class to reach the 700-game mark. He also became the 19th Swedish-born defenseman to play in 700 career NHL games. Ekman-Larsson has played in the fourth-most games (723) of all skaters and the second-most games among defensemen in franchise history (Teppo Numminen - 1,098 games).

**HAVING A HALL OF A TIME**

The Coyotes acquired Taylor Hall from NJD on Dec. 16, 2019. The 28-year-old forward recorded 10-17-27 in 35 games with Arizona. He totaled 16-36-52 in 65 regular season games in 2019-20. Hall became the sixth player from his 2010 draft class to reach the 600-game plateau on Jan. 2 vs. ANA. Hall won the NHL's 2018 Hart Trophy, recording a career-best 39-54-93 in 76 games with the Devils. Since 2017-18, his 1.07 points/game is the 15th best in the NHL.

**KELLER INSTINCT**

Clayton Keller (21 years, 203 days) became the second youngest player in franchise history (Dale Hawerchuk: 19 years, 203 days) to score 50 career goals with the team when he scored vs. NYI on Feb. 17. Keller registered 4-3-7 in his final six regular season games and led the team with five multi-goal games in 2019-20. The 5-foot-10, 170-pound forward recorded a point in 23 of the team's 33 wins while the Coyotes went 10-1-1 in games when Keller scored a goal this season. Now in his third NHL season, Keller leads the Coyotes in scoring (54-104-158) since making his debut on Mar. 27, 2017.

**G-UNIT**

Conor Garland recorded 22-17-39 in 68 games during his first full season with ARI. His 22 goals led the team. The 24-year-old native of Scituate, MA leads the Coyotes with 35 goals since the start of the 2018-19 season. Garland also led the team with five GWGs, 15 home goals, 26 home points and a 13.9 shooting percentage in 2019-20.

**KILLER COYOTES**

The Coyotes ranked fifth in the League with an 82.7 PK% this season. ARI was 3rd in the NHL in Home PK% at 86.9% while allowing a League-low 11 PPGs at home. The Coyotes own the best PK% (83.9%) in the NHL since the start of the 2018-19 season.

**NEVER SAY NEVER**

The Coyotes won five games this season when trailing by two goals in the first period (10/25 at NJD, 10/28 at BUF, 12/8 at CHI, 2/10 at MTL and 2/29 vs. BUF), which tied with DAL for the most in the NHL. This is the third time in franchise history when the team has won five games or more in a season when trailing by two goals in the first period (1992-93: 5 times, 1987-88: 6 times).

**ANTTI UP**

Antti Raanta finished the regular season with a .921 SV% and a 2.63 GAA in 33 appearances. He recorded the eighth-best SV% in the NHL and the third-best opponent PP SV% (.917) in the NHL this season. The veteran netminder posted a 6-3-1 record with a .943 SV% and a 1.90 GAA in 10 games during the month of February. Raanta's .921 career SV% is tied with Ken Dryden and Ben Bishop for the third best in NHL history (Dominik Hasek, Tuukka Rask: .922 SV%).

**DEVOTED CHRISTIAN**

Christian Dvorak scored a career-high 18 goals in 2019-20. He finished second on the team in goals and PPGs (6) while scoring a team-best nine road goals. The 2014 second-round pick (58th overall) has scored the most goals (50) of any second-round pick in Coyotes history and the fourth-most in franchise history (Teppo Numminen: 108, Scott Arniel: 80, Dave Christian: 79).

**HOME SWEET HOME**

The Coyotes played well on home ice at Gila River Arena in 2019-20. Since December 31, ARI posted an 9-2-3 mark at home while the team's 21 home points tied for the fourth-most in the NHL since that date.

The Coyotes posted a plus-10 goal differential in those 14 games with a 3.57 GF/G average and a 2.14 GA/G. Conor Garland (9-7-16) and Taylor Hall (3-11-14) led the way offensively since New Year's Eve on home ice.

**DUCK, DUCK, GOOSE**

Alex Goligoski led ARI defensemen in assists and points this season with 4-28-32 in 70 games. The veteran blueliner collected his 400th career NHL point (assist) on Jan. 12 to become the third defenseman (Mark Streit, Mike Green) from his 2004 draft class to reach the 400-point milestone. Goligoski has recorded 20 assists or more in 11 consecutive seasons. He is one of just four active defensemen to have posted 11-consecutive 20 plus assist seasons (Keith Yandle, Ryan Suter, Duncan Keith).

**PHIL THE THRILL**

Phil Kessel led the Coyotes with nine PPGs and 17 PPPs in his first season in the desert. He has played in 844 consecutive games, which is the third longest active streak (Keith Yandle: 866 games, Patrick Marleau: 854 games) and the sixth longest streak in NHL history. Kessel last missed a game on Halloween night in 2009.

**LONGEST CONSECUTIVE GAMES STREAKS – NHL HISTORY (\* = active)**

1. Doug Jarvis – 964 games
2. Garry Unger – 914 games
3. Steve Larmer – 884 games
4. Keith Yandle – 866 games\*
5. Patrick Marleau – 854 games\*
6. Phil Kessel – 844 games\*

**SO LONG STANLEY**

The Coyotes became the first team in NHL history to defeat the past two Stanley Cup champions (WSH, STL) on consecutive nights on the road. ARI first beat the Capitals, 4-3 in a shootout on Nov. 11. The team then defeated the Blues 3-2 the next night on Nov. 12.

**PACK FACTS**

- Carl Soderberg's 17 goals are his second-highest single season total. The Coyotes were 13-2-2 in games when he scored a goal.
- Brad Richardson's six SHGs rank second and his 11 SHPs are the most on the team since 2015-16.
- ARI totaled the fewest PIM in the NHL during the 2019-20 regular season with 454.
- The Coyotes ranked tied for third in the NHL in goals allowed/game this season at 2.61.
- Niklas Hjalmarsson became the 21st player in NHL history to block 1,500 career shots on January 14th.
- Michael Grabner's 22 career SHGs are second among all active players (Brad Marchand: 27).
- Lawson Crouse led ARI and ranked tied-9th in the NHL with 201 hits.
- Derek Stepan ranks 8th among American-born skaters with 479 points since his debut in 2010.
- Nick Schmaltz totaled a career-high and team-leading 34 assists. He also tied for the team lead with 23 road points.

## AMERICAN HOCKEY LEAGUE (AHL) REGULAR SEASON

Skater	Team	Pos.	GP	G	A	PTS	+ / -	PIM	Draft
Burke, Brayden	Tucson	RW	51	21	31	52	12	34	Not Drafted
Bunting, Michael	Tucson	LW	58	12	37	49	-12	49	2014 (4/117)
Miele, Andy	Tucson	C	58	15	33	48	2	46	Not Drafted
Bennett, Beau	Tucson	RW	55	12	28	40	8	18	2010 (1/20) PIT
Capobianco, Kyle	Tucson	D	42	10	27	37	6	47	2015 (3/63)
Fasching, Hudson	Tucson	RW	57	19	16	35	8	15	2013 (4/118) LAK
Pederson, Lane	Tucson	C	37	16	18	34	2	40	Not Drafted
Chaput, Michael	Tucson	C	47	16	13	29	6	22	2010 (3/89) PHI
Gross, Jordan	Tucson	D	56	10	17	27	9	14	Not Drafted
Steenbergen, Tyler	Tucson	C	57	8	18	26	3	18	2017 (5/128)
Gregoire, Jeremy	Tucson	C	51	8	14	22	17	88	2013 (6/176) MTL
Russo, Robbie	Tucson	D	53	2	17	19	2	35	2011 (4/95) NYI
Martin, Jon	Tucson	RW	56	12	6	18	8	36	Not Drafted
Merkley, Nick*	Tucson	RW	26	3	13	16	-3	10	2015 (1/30)
Dineen, Cam	Tucson	D	57	5	9	14	7	12	2014 (5/133)
Mayo, Dysin	Tucson	D	58	4	8	12	24	34	2014 (6/133)
Speers, Blake	Tucson	C	32	4	5	9	1	20	2015 (3/67) NJD
Ness, Aaron*	Tucson	D	17	2	7	9	6	14	2008 (2/40) NYI
Schnarr, Nate*	Tucson	C	22	1	8	9	10	23	2017 (3/75)
Klima, Kelly	Tucson	RW	31	6	1	7	1	21	Not Drafted
Hancock, Kevin	Tucson	LW	37	4	3	7	4	4	Not Drafted
Saarijarvi, Vili	Tucson	D	25	0	6	6	0	4	2015 (3/73) DET
Hayton, Barrett*	Tucson	C	5	1	4	5	1	4	2018 (1/5)
Smereck, Jalen	Tucson	D	30	1	4	5	9	20	Not Drafted
Hannikainen, Markus	Tucson	LW	7	3	1	4	-1	0	Not Drafted
Hill, Adin	Tucson	G	20	0	1	1	0	2	2015 (3/76)
Prosvetov, Ivan	Tucson	G	27	0	1	1	0	2	2018 (4/114)
Kuemper, Darcy*	Tucson	G	1	0	0	0	0	0	2009 (6/161) MIN
Howdeshell, Keeghan	Tucson	LW	1	0	0	0	0	0	Not Drafted
Raanta, Antti*	Tucson	G	1	0	0	0	0	0	Not Drafted
Halverson, Brandon	Tucson	G	2	0	0	0	0	0	2014 (2/59) NYR
Kallgren, Erik*	Tucson	G	2	0	0	0	0	0	2015 (7/183)
Lyubushkin, Ilya *	Tucson	D	2	0	0	0	0	2	Not Drafted
Killins, Ryker	Tucson	D	3	0	0	0	-1	2	Not Drafted
Comrie, Eric*	Tucson	G	4	0	0	0	0	0	2013 (2/59) WPG
Parks, Tyler	Tucson	G	5	0	0	0	0	0	Not Drafted
Pedrie, Vince	Tucson	D	5	0	0	0	3	2	Not Drafted
Gennaro, Matteo	Tucson	C	8	0	0	0	0	2	Not Drafted

\*Not on Active Roster

Goaltender	Team	GP	GAA	SV%	Record	SO	GA	MIN	Draft
Hill, Adin	Tucson	20	2.40	.918	15-5-0	2	48	1198:38:00	2015 (3/76)
Comrie, Eric*	Tucson	4	2.75	.900	4-0-0	0	11	239:54	2013 (2/59) WPG
Kuemper, Darcy*	Tucson	1	2.05	.929	0-1-0	0	2	58:38	2009 (6/161) MIN
Raanta, Antti*	Tucson	1	0.00	1.000	1-0-0	1	0	59:01	Not Drafted
Prosvetov, Ivan	Tucson	27	2.88	.909	14-10-1	1	76	1581:06	2018 (4/114)
Halverson, Brandon	Tucson	2	7.90	.762	0-1-1	0	5	37:59	2014 (2/59) NYR
Parks, Tyler	Tucson	5	2.18	.920	2-1-1	0	9	247:22	Not Drafted
Kallgren, Erik*	Tucson	2	0.89	.967	0-1-0	0	1	67:43	2015 (7/183)

## ECHL REGULAR SEASON

Skater	Team	Pos.	GP	G	A	PTS	+ / -	PIM	Draft
Fiore, Giovanni*	Rapid City	RW	24	12	17	29	0	36	Not Drafted
Birks, Dane	Rapid City	D	52	3	7	10	1	70	2013 (6/164) PIT
Klima, Kelly*	Rapid City	LW	3	4	0	4	2	1	Not Drafted
Goaltender	Team	GP	GAA	SV%	Record	SO	GA	MIN	Draft
Madsen, Merrick	Rapid City	6	4.47	.873	2-4-0	0	21	282	2013 (6/162) PHI
Prosvetov, Ivan*	Rapid City	5	2.40	.930	4-1-0	1	12	300	2018 (4/114)

## CANADIAN HOCKEY LEAGUE (CHL) REGULAR SEASON

Skater	Team	Pos.	GP	G	A	PTS	+ / -	PIM	Draft
Jenik, Jan	Hamilton (OHL)	LW	27	22	34	56	12	30	2018 (3/65)
Bergkvist, Axel	Kitchener (OHL)	D	62	9	43	52	21	23	2019 (7/200)
Kirk, Liam	Peterborough (OHL)	C	47	21	29	50	17	25	2018 (7/189)
Busby, Dennis	Flint (OHL)	D	63	5	22	27	5	33	2018 (5/145)
Nussbaumer, Valentin	Shawinigan (QMJHL)	LW	31	7	18	25	-3	14	2019 (7/207)

Goaltender	Team	GP	GAA	SV%	Record	SO	GA	MIN	Draft
Tendeck, David	Vancouver (WHL)	35	2.29	.920	18-13-2	3	77	2017	2018 (6/158)

## NATIONAL COLLEGIATE ATHLETIC ASSOCIATION (NCAA) REGULAR SEASON

Skater	Team	Pos.	GP	G	A	PTS	+ / -	PIM	Draft
Callahan, Michael	Providence (Hockey East)	D	34	5	23	28	1	20	2018 (5/142)
Farinacci, John	Harvard (ECAC)	C	31	10	12	22	5	21	2019 (3/76)
Stewart, Dean	Nebraska-Omaha (NCHC)	D	34	2	10	12	-1	26	2016 (7/188)
Romano, Anthony	Clarkson (ECAC)	RW	33	6	4	10	0	8	2019 (6/176)
Crotty, Cameron	Boston Univ. (Hockey East)	D	30	4	5	9	-1	26	2017 (3/82)
Emberson, Ty	Wisconsin (Big Ten)	D	33	1	8	9	-9	53	2018 (3/73)
Karow, Michael	Boston College (Hockey East)	D	34	0	4	4	10	12	2017 (5/126)

## EUROPEAN LEAGUES

Skater	Team	Pos.	GP	G	A	PTS	+ / -	PIM	Draft
Darin, Alexandr	Loko Yaroslavl (MHL)	RW	44	13	32	45	27	26	2019 (4/107)
	Lokomotiv Yaroslavl (KHL)	RW	3	1	1	2	3	0	
	Buran Voronezh (VHL)	RW	4	1	0	1	2	0	
Maccelli, Matias	Ilves (Liiga)	LW	43	13	17	30	6	16	2019 (4/98)
Raty, Aku	Karpat (Liiga)	RW	32	2	5	7	2	14	2019 (5/151)
	Karpat U20 (SM-liiga)	RW	18	11	10	21	4	6	
Savunov, Danil	SKA-Neva St. Petersburg (VHL)	C	42	11	13	24	9	8	2019 (6/174)
Soderstrom, Victor	Brynäs IF (SHL)	D	35	5	11	16	-2	12	2019 (1/11)
Walli Walterholm, Erik	Timrå IK (Allsvenskan)	RW	16	3	9	12	4	4	2017 (7/190)
	Djurgårdens IF (SHL)	RW	20	1	1	2	1	6	
Westerlund, Filip	Timrå IK (Allsvenskan)	D	52	4	17	21	6	12	2017 (2/44)

## WORLD JUNIOR CHAMPIONSHIP

Skater	Team	Pos.	GP	G	A	PTS	+ / -	PIM	Draft
Hayton, Barrett	Canada	C	7	6	6	12	1	6	2018 (1/5)
Nussbaumer, Valentin	Switzerland	D	5	2	5	7	4	0	2019 (7/207)
Soderstrom, Victor	Sweden	D	7	1	5	6	5	6	2019 (1/11)
Maccelli, Matias	Finland	LW	7	2	3	5	-3	8	2019 (4/98)
Jenik, Jan	Czech	LW	3	2	1	3	-2	2	2018 (3/65)
Raty, Aku	Finland	RW	7	2	1	3	4	2	2019 (5/151)
Emberson, Ty	USA	D	5	0	0	0	2	0	2018 (3/73)



## WESTERN CONFERENCE

## CENTRAL DIVISION

TEAM	OVERALL	HOME	ROAD
Chicago Blackhawks	2-0-1	1-0-1	1-0-0
Colorado Avalanche	1-0-1	1-0-0	0-0-1
Dallas Stars	0-2-0	0-1-0	0-1-0
Minnesota Wild	0-3-0	0-2-0	0-1-0
Nashville Predators	1-1-0	1-0-0	0-1-0
St. Louis Blues	2-1-0	1-0-0	1-1-0
Winnipeg Jets	1-1-0	-	1-1-0
<b>Overall</b>	<b>7-8-2</b>	<b>4-3-1</b>	<b>3-5-1</b>

## PACIFIC DIVISION

TEAM	OVERALL	HOME	ROAD
Anaheim Ducks	2-2-0	2-0-0	0-2-0
Calgary Flames	1-2-1	1-1-0	0-1-1
Edmonton Oilers	2-1-1	1-0-1	1-1-0
Los Angeles Kings	2-0-1	1-0-1	1-0-0
San Jose Sharks	2-1-0	1-1-0	1-0-0
Vancouver Canucks	1-1-0	-	1-1-0
Vegas Golden Knights	1-1-1	1-0-0	0-1-1
<b>Overall</b>	<b>11-8-4</b>	<b>7-2-2</b>	<b>4-6-2</b>

**VS. WESTERN CONFERENCE**    **18-16-6**    **11-5-3**    **7-11-3**



## EASTERN CONFERENCE

## ATLANTIC DIVISION

TEAM	OVERALL	HOME	ROAD
Boston Bruins	0-2-0	0-1-0	0-1-0
Buffalo Sabres	2-0-0	1-0-0	1-0-0
Detroit Red Wings	1-0-0	-	1-0-0
Florida Panthers	1-1-0	0-1-0	1-0-0
Montreal Canadiens	1-1-0	0-1-0	1-0-0
Ottawa Senators	1-1-0	1-0-0	0-1-0
Tampa Bay Lightning	1-1-0	1-0-0	0-1-0
Toronto Maple Leafs	0-1-1	0-1-0	0-0-1
<b>Overall</b>	<b>7-7-1</b>	<b>3-4-0</b>	<b>4-3-1</b>

## METROPOLITAN DIVISION

TEAM	OVERALL	HOME	ROAD
Carolina Hurricanes	0-2-0	0-1-0	0-1-0
Columbus Blue Jackets	1-1-0	0-1-0	1-0-0
New Jersey Devils	1-1-0	0-1-0	1-0-0
New York Islanders	1-1-0	1-0-0	0-1-0
New York Rangers	1-0-0	-	1-0-0
Philadelphia Flyers	2-0-0	1-0-0	1-0-0
Pittsburgh Penguins	0-1-1	0-0-1	0-1-0
Washington Capitals	2-0-0	1-0-0	1-0-0
<b>Overall</b>	<b>8-6-1</b>	<b>3-3-1</b>	<b>5-3-0</b>

**VS. EASTERN CONFERENCE**    **15-13-2**    **6-7-1**    **9-6-1**





## ANAHEIM DUCKS

2019-20 SEASON SERIES - WON: 2 LOST: 2 OT: 0

### LAST TIME VS THE DUCKS...

Last Home Win: January 2, 2020 (4-2)  
 Last Home Loss: March 5, 2019 (3-1)  
 Last Home Tie: February 23, 2004 (1-1)  
 Last Road Win: December 29, 2018 (5-4, OT)  
 Last Road Loss: January 29, 2020 (4-2)  
 Last Road Tie: November 27, 2002 (2-2)

AT ARIZONA	COYOTES	DUCKS	ATTEND	GOALTENDERS	W. GOAL
02 Jan '20	Coyotes 4	Ducks 2	14,651	Raanta vs Gibson	Brad Richardson
27 Nov '19 **	Coyotes 4	Ducks 3	14,741	Kuemper vs Gibson	Christian Dvorak

AT ANAHEIM	COYOTES	DUCKS	ATTEND	GOALTENDERS	W. GOAL
29 Jan '20	Coyotes 2	Ducks 4	16,730	Raanta vs Gibson	Hampus Lindholm
03 Oct '19	Coyotes 1	Ducks 2	17,174	Kuemper vs Gibson	Cam Fowler

\* - Overtime \*\* - Shootout

### INDIVIDUAL SCORING

#### COYOTES

Player	GP	G	A	P	+/	PIM	PP	SH	GW	GT	EN	S	S%
Vinnie Hinostroza	4	1	3	4	0	0	0	0	0	0	0	8	12.5
Christian Dvorak	4	3	0	3	0	0	1	0	0	0	0	7	42.9
Lawson Crouse	3	2	1	3	1	0	0	0	0	0	0	6	33.3
Clayton Keller	4	0	3	3	-1	2	0	0	0	0	0	7	0.0
Nick Schmaltz	4	0	3	3	0	2	0	0	0	0	0	3	0.0
Derek Stepan	4	1	1	2	-1	0	0	0	0	0	0	11	9.1
Christian Fischer	4	0	2	2	1	2	0	0	0	0	0	9	0.0
Phil Kessel	4	0	2	2	-3	0	0	0	0	0	0	4	0.0
Alex Goligoski	4	1	0	1	-2	0	0	0	0	0	0	9	11.1
Carl Soderberg	4	1	0	1	-2	4	0	0	0	0	0	5	20.0
Brad Richardson	3	1	0	1	2	2	0	0	1	0	0	3	33.3
Jason Demers	4	0	1	1	0	0	0	0	0	0	0	4	0.0
Oliver Ekman-Larsson	4	0	1	1	-1	0	0	0	0	0	0	7	0.0
Conor Garland	4	0	1	1	-1	2	0	0	0	0	0	8	0.0
Taylor Hall	2	0	1	1	-1	0	0	0	0	0	0	5	0.0
Jakob Chychrun	4	0	0	0	-1	2	0	0	0	0	0	13	0.0
Jordan Oesterle	4	0	0	0	1	0	0	0	0	0	0	5	0.0
Michael Grabner	3	0	0	0	-2	2	0	0	0	0	0	3	0.0
Niklas Hjalmarsson	2	0	0	0	-1	0	0	0	0	0	0	2	0.0
Ilya Lyubushkin	2	0	0	0	1	0	0	0	0	0	0	3	0.0
Barrett Hayton	1	0	0	0	0	2	0	0	0	0	0	0	0.0

POWER PLAY: 1-11 9.1% / PENALTY KILLING: 9-9 100.0%

#### DUCKS

Player	GP	G	A	P	+/	PIM	PP	SH	GW	GT	EN	S	S%
Cam Fowler	4	1	2	3	2	0	0	0	1	0	0	10	10.0
Derek Grant	3	1	2	3	3	0	0	0	0	0	0	7	14.3
Adam Henrique	4	2	0	2	0	2	0	0	0	0	0	8	25.0
Max Jones	4	1	1	2	0	4	0	0	0	0	0	5	20.0
Hampus Lindholm	4	1	1	2	1	0	0	0	1	0	0	7	14.3
Carter Rowney	4	1	1	2	2	2	0	1	0	0	0	3	33.3
Sam Steel	4	1	1	2	-1	0	0	0	0	0	0	5	20.0
Troy Terry	3	1	1	2	2	0	0	0	0	0	0	7	14.3
Jakob Silfverberg	4	1	0	1	1	2	0	0	0	0	0	17	5.9
Brendan Guhle	2	1	0	1	2	0	0	0	0	0	0	3	33.3
Ryan Getzlaf	4	0	1	1	-3	0	0	0	0	0	0	6	0.0
Ondrej Kase	4	0	1	1	0	4	0	0	0	0	0	9	0.0
Nicolas Deslauriers	3	0	1	1	-1	0	0	0	0	0	0	3	0.0
Erik Gudbranson	3	0	1	1	2	0	0	0	0	0	0	9	0.0
Rickard Rakell	3	0	1	1	0	2	0	0	0	0	0	5	0.0
Nick Ritchie	3	0	1	1	0	4	0	0	0	0	0	4	0.0
Michael Del Zotto	2	0	1	1	-1	4	0	0	0	0	0	1	0.0
Devin Shore	2	0	1	1	2	0	0	0	0	0	0	2	0.0
Max Comtois	1	0	1	1	1	0	0	0	0	0	0	0	0.0
Isac Lundestrom	1	0	1	1	1	0	0	0	0	0	0	1	0.0
Jacob Larsson	4	0	0	0	-2	0	0	0	0	0	0	3	0.0
Josh Manson	3	0	0	0	-2	0	0	0	0	0	0	3	0.0
Korbinian Holzer	2	0	0	0	2	0	0	0	0	0	0	4	0.0
Sam Carrick	1	0	0	0	-2	0	0	0	0	0	0	1	0.0

POWER PLAY: 0-9 0.0% / PENALTY KILLING: 10-11 90.9%

### GOALTENDING

#### COYOTES

Goalie	GP	Min	W-L-OT	SO	GA	SA	SV	GAA	SV%
Darcy Kuemper	2	123	1-1-0	0	5	63	58	2.44	.921
Antti Raanta	2	119	1-1-0	0	6	60	54	3.01	.900

#### DUCKS

Goalie	GP	Min	W-L-OT	SO	GA	SA	SV	GAA	SV%
John Gibson	4	244	2-1-1	0	10	122	112	2.46	.918

### GOALS BY PERIOD

COYOTES	1	2	3	OT	TOT	DUCKS	1	2	3	OT	TOT
	4	2	4	0	10		5	5	1	0	11

### SHOTS BY PERIOD

COYOTES	1	2	3	OT	TOT	DUCKS	1	2	3	OT	TOT
	47	38	35	2	122		42	47	34	0	123

SEE RECORDS SECTION FOR "ALL TIME VS THE DUCKS" BREAKDOWN



## BOSTON BRUINS

2019-20 Season Series - Won: 0 Lost: 2 OT: 0

AT ARIZONA	COYOTES	BRUINS	ATTEND	GOALTENDERS	W. GOAL
05 Oct '19	Coyotes 0	Bruins 1	17,125	Kuemper vs Halak	Brad Marchand

AT BOSTON	COYOTES	BRUINS	ATTEND	GOALTENDERS	W. GOAL
08 Feb '20	Coyotes 2	Bruins 4	17,850	Hill vs Rask	Jake DeBrusk

\* - Overtime \*\* - Shootout

### LAST TIME VS THE BRUINS...

Last Home Win: October 19, 2009 (4-1)  
 Last Home Loss: October 5, 2019 (1-0)  
 Last Home Tie: October 16, 2001 (1-1)  
 Last Road Win: \*October 9, 2010 (5-2)  
 Last Road Loss: February 8, 2020 (4-2)  
 Last Road Tie: November 30, 2003 (3-3)

\*Game played at O2 Arena in Prague, CZE as part of the 2010 Compuware NHL Premiere Series

### INDIVIDUAL SCORING

COYOTES														BRUINS														
Player	GP	G	A	P	+/-	PIM	PP	SH	GW	GT	EN	S	S%	Player	GP	G	A	P	+	-	PIM	PP	SH	GW	GT	EN	S	S%
Jakob Chychrun	2	1	0	1	1	0	0	0	0	0	0	11	9.1	Patrice Bergeron	2	1	3	4	1	0	1	0	0	0	0	0	6	16.7
Phil Kessel	2	1	0	1	-2	0	1	0	0	0	0	7	14.3	Charlie Coyle	2	2	0	2	2	0	0	0	0	0	0	1	4	50.0
Vinnie Hinostroza	2	0	1	1	0	0	0	0	0	0	0	4	0.0	David Pastrnak	2	0	2	2	0	2	0	0	0	0	0	0	5	0.0
Clayton Keller	2	0	1	1	0	0	0	0	0	0	0	7	0.0	Jake DeBrusk	2	1	0	1	0	0	1	0	1	0	0	0	6	16.7
Lawson Crouse	2	0	0	0	-1	4	0	0	0	0	0	2	0.0	Brad Marchand	2	1	0	1	0	0	0	0	1	0	0	0	6	16.7
Christian Dvorak	2	0	0	0	0	0	0	0	0	0	0	4	0.0	David Krejci	2	0	1	1	1	0	0	0	0	0	0	0	3	0.0
Christian Fischer	2	0	0	0	0	2	0	0	0	0	0	3	0.0	Torey Krug	2	0	1	1	-1	0	0	0	0	0	0	0	2	0.0
Conor Garland	2	0	0	0	-1	2	0	0	0	0	0	4	0.0	Charlie McAvoy	2	0	1	1	1	4	0	0	0	0	0	0	4	0.0
Alex Goligoski	2	0	0	0	-1	0	0	0	0	0	0	2	0.0	Zdeno Chara	2	0	0	0	1	0	0	0	0	0	0	0	4	0.0
Niklas Hjalmarsson	2	0	0	0	0	2	0	0	0	0	0	0	0.0	Matt Grzelcyk	2	0	0	0	2	0	0	0	0	0	0	0	5	0.0
Jordan Oesterle	2	0	0	0	-1	2	0	0	0	0	0	5	0.0	Karson Kuhlman	2	0	0	0	0	2	0	0	0	0	0	0	3	0.0
Brad Richardson	2	0	0	0	0	2	0	0	0	0	0	0	0.0	Sean Kuraly	2	0	0	0	1	0	0	0	0	0	0	0	3	0.0
Nick Schmaltz	2	0	0	0	-1	0	0	0	0	0	0	2	0.0	Par Lindholm	2	0	0	0	0	0	0	0	0	0	0	0	0	0.0
Carl Soderberg	2	0	0	0	-2	0	0	0	0	0	0	5	0.0	Chris Wagner	2	0	0	0	0	0	0	0	0	0	0	0	4	0.0
Derek Stepan	2	0	0	0	0	0	0	0	0	0	0	3	0.0	Anders Bjork	1	0	0	0	1	0	0	0	0	0	0	0	0	0.0
Jason Demers	1	0	0	0	-1	0	0	0	0	0	0	2	0.0	Anton Blidh	1	0	0	0	0	0	0	0	0	0	0	0	0	0.0
Oliver Ekman-Larsson	1	0	0	0	-1	0	0	0	0	0	0	1	0.0	Brandon Carlo	1	0	0	0	0	0	0	0	0	0	0	0	2	0.0
Michael Grabner	1	0	0	0	0	0	0	0	0	0	0	1	0.0	Connor Clifton	1	0	0	0	1	2	0	0	0	0	0	0	0	0.0
Taylor Hall	1	0	0	0	0	0	0	0	0	0	0	2	0.0	Danton Heinen	1	0	0	0	0	0	0	0	0	0	0	0	0	0.0
Ilya Lyubushkin	1	0	0	0	0	0	0	0	0	0	0	1	0.0	Jeremy Lauzon	1	0	0	0	0	12	0	0	0	0	0	0	0	0.0
Aaron Ness	1	0	0	0	-1	0	0	0	0	0	0	0	0.0	John Moore	1	0	0	0	0	0	0	0	0	0	0	0	2	0.0
														Brett Ritchie	1	0	0	0	0	0	0	0	0	0	0	0	0	0.0

POWER PLAY: 1-7 14.3% / PENALTY KILLING: 4-6 66.7%

POWER PLAY: 2-6 33.3% / PENALTY KILLING: 6-7 85.7%

### GOALTENDING

COYOTES											BRUINS										
Goalie	GP	Min	W-L-OT	SO	GA	SA	SV	GAA	SV%		Goalie	GP	Min	W-L-OT	SO	GA	SA	SV	GAA	SV%	
Darcy Kuemper	1	59	0-1-0	0	1	26	25	1.01	.962		Jaroslav Halak	1	60	1-0-0	1	0	35	35	0.00	1.000	
Adin Hill	1	59	0-1-0	0	3	32	29	3.07	.906		Tuukka Rask	1	59	1-0-0	0	2	31	29	2.04	.935	

### GOALS BY PERIOD

COYOTES						BRUINS					
1	2	3	OT	TOT		1	2	3	OT	TOT	
0	1	1	0	2		1	3	1	0	5	

### SHOTS BY PERIOD

COYOTES						BRUINS					
1	2	3	OT	TOT		1	2	3	OT	TOT	
16	26	24	0	66		15	21	23	0	59	

SEE RECORDS SECTION FOR "ALL TIME VS THE BRUINS" BREAKDOWN



## BUFFALO SABRES

2019-20 Season Series - Won: 2 Lost: 0 OT: 0

### LAST TIME VS THE SABRES...

Last Home Win: February 29, 2020 (5-2)  
 Last Home Loss: October 13, 2018 (3-0)  
 Last Home Tie: February 26, 1982 (4-4)  
 Last Road Win: October 28, 2019 (3-2 SO)  
 Last Road Loss: March 2, 2017 (6-3)  
 Last Road Tie: October 11, 1999 (2-2)

AT ARIZONA	COYOTES	SABRES	ATTEND	GOALTENDERS	W. GOAL
29 Feb '20	Coyotes 5	Sabres 2	17,125	Raanta vs Johansson	Clayton Keller

AT BUFFALO	COYOTES	SABRES	ATTEND	GOALTENDERS	W. GOAL
28 Oct '19 **	Coyotes 3	Sabres 2	15,358	Kuemper vs Hutton	Nick Schmaltz

\* - Overtime \*\* - Shootout

### INDIVIDUAL SCORING

COYOTES														SABRES													
Player	GP	G	A	P	+/	PIM	PP	SH	GW	GT	EN	S	S%	Player	GP	G	A	P	+/	PIM	PP	SH	GW	GT	EN	S	S%
Clayton Keller	2	2	1	3	2	0	0	0	1	0	0	9	22.2	Jeff Skinner	2	2	1	3	-1	0	0	0	0	0	0	6	33.3
Oliver Ekman-Larsson	2	1	2	3	0	0	0	1	0	0	1	6	16.7	Marcus Johansson	2	1	1	2	0	0	0	0	0	0	0	4	25.0
Conor Garland	2	1	1	2	1	0	0	0	0	0	0	5	20.0	Jack Eichel	2	1	0	1	-3	0	1	0	0	0	0	3	33.3
Jordan Oesterle	1	1	1	2	2	0	0	0	0	0	0	2	50.0	Jake McCabe	2	0	1	1	-1	0	0	0	0	0	0	3	0.0
Alex Goligoski	2	0	2	2	3	0	0	0	0	0	0	0	0.0	Sam Reinhart	2	0	1	1	-3	0	0	0	0	0	0	4	0.0
Phil Kessel	2	1	0	1	-1	0	0	0	0	0	0	8	12.5	Dominik Kahun	1	0	1	1	0	0	0	0	0	0	0	1	0.0
Carl Soderberg	2	1	0	1	-1	0	1	0	0	0	0	6	16.7	Wayne Simmonds	1	0	1	1	-1	0	0	0	0	0	0	4	0.0
Jason Demers	2	0	1	1	1	0	0	0	0	0	0	1	0.0	Vladimir Sobotka	1	0	1	1	1	0	0	0	0	0	0	0	0.0
Barrett Hayton	2	0	1	1	1	0	0	0	0	0	0	3	0.0	Rasmus Dahlin	2	0	0	0	-1	4	0	0	0	0	0	4	0.0
Brad Richardson	1	0	1	1	1	0	0	0	0	0	0	1	0.0	Zemgus Girgensons	2	0	0	0	-1	0	0	0	0	0	0	2	0.0
Lawson Crouse	2	0	0	0	0	2	0	0	0	0	0	5	0.0	Henri Jokiharju	2	0	0	0	-1	0	0	0	0	0	0	6	0.0
Christian Dvorak	2	0	0	0	2	0	0	0	0	0	0	2	0.0	Johan Larsson	2	0	0	0	0	0	0	0	0	0	0	2	0.0
Vinnie Hinostroza	2	0	0	0	-1	2	0	0	0	0	0	7	0.0	Colin Miller	2	0	0	0	-1	0	0	0	0	0	0	4	0.0
Ilya Lyubushkin	2	0	0	0	-1	0	0	0	0	0	0	4	0.0	Kyle Okposo	2	0	0	0	-2	0	0	0	0	0	0	1	0.0
Nick Schmaltz	2	0	0	0	1	0	0	0	0	0	0	1	0.0	Victor Olofsson	2	0	0	0	0	2	0	0	0	0	0	5	0.0
Derek Stepan	2	0	0	0	0	0	0	0	0	0	0	6	0.0	Rasmus Ristolainen	2	0	0	0	0	0	0	0	0	0	0	1	0.0
Jakob Chychrun	1	0	0	0	0	0	0	0	0	0	0	1	0.0	John Gilmour	1	0	0	0	0	0	0	0	0	0	0	1	0.0
Christian Fischer	1	0	0	0	0	0	0	0	0	0	0	2	0.0	Curtis Lazar	1	0	0	0	-1	0	0	0	0	0	0	1	0.0
Michael Grabner	1	0	0	0	0	0	0	0	0	0	0	2	0.0	Casey Mittelstadt	1	0	0	0	0	0	0	0	0	0	0	0	0.0
Taylor Hall	1	0	0	0	3	0	0	0	0	0	0	2	0.0	Brandon Montour	1	0	0	0	-1	0	0	0	0	0	0	0	0.0
Niklas Hjalmarsson	1	0	0	0	1	4	0	0	0	0	0	1	0.0	Evan Rodrigues	1	0	0	0	0	0	0	0	0	0	0	0	0.0
Aaron Ness	1	0	0	0	0	0	0	0	0	0	0	1	0.0	Conor Sheary	1	0	0	0	0	0	0	0	0	0	0	1	0.0
														Jimmy Vesey	1	0	0	0	0	0	0	0	0	0	0	0	0.0

POWER PLAY: 1-4 25.0% / PENALTY KILLING: 3-4 75.0%

POWER PLAY: 1-4 25.0% / PENALTY KILLING: 3-4 75.0%

### GOALTENDING

COYOTES										
Goalie	GP	Min	W-L-OT	SO	GA	SA	SV	GAA	SV%	
Antti Raanta	1	60	1-0-0	0	2	27	25	2.01	.926	
Darcy Kuemper	1	65	1-0-0	0	2	26	24	1.85	.923	

### GOALS BY PERIOD

COYOTES						SABRES					
1	2	3	OT	TOT		1	2	3	OT	TOT	
1	4	2	0	7		4	0	0	0	4	

### SHOTS BY PERIOD

COYOTES						SABRES					
1	2	3	OT	TOT		1	2	3	OT	TOT	
22	27	25	1	75		19	21	13	0	53	

SEE RECORDS SECTION FOR "ALL TIME VS THE SABRES" BREAKDOWN



## CALGARY FLAMES

2019-20 Season Series - Won: 1 Lost: 2 OT: 1

### LAST TIME VS THE FLAMES...

Last Home Win: November 16, 2019 (3-0)  
 Last Home Loss: December 10, 2019 (5-2)  
 Last Home Tie: February 2, 1999 (2-2)  
 Last Road Win: April 3, 2018 (4-1)  
 Last Road Loss: March 6, 2020 (3-2)  
 Last Road Tie: October 24, 2000 (2-2)

AT ARIZONA	COYOTES	FLAMES	ATTEND	GOALTENDERS	W. GOAL
10 Dec '19	Coyotes 2	Flames 5	11,198	Raanta vs Talbot	Zac Rinaldo
16 Nov '19	Coyotes 3	Flames 0	13,534	Kuemper vs Rittich	Derek Stepan

AT CALGARY	COYOTES	FLAMES	ATTEND	GOALTENDERS	W. GOAL
06 Mar '20	Coyotes 2	Flames 3	19,206	Kuemper vs Talbot	Mikael Backlund
05 Nov '19 *	Coyotes 3	Flames 4	17,824	Raanta vs Rittich	Matthew Tkachuk

\* - Overtime \*\* - Shootout

### INDIVIDUAL SCORING

COYOTES													
Player	GP	G	A	P	+/-	PIM	PP	SH	GW	GT	EN	S	S%
Clayton Keller	4	1	2	3	1	2	0	0	0	0	0	7	14.3
Phil Kessel	4	1	2	3	-3	0	1	0	0	0	0	8	12.5
Derek Stepan	4	1	2	3	3	2	0	0	1	0	0	12	8.3
Carl Soderberg	4	2	0	2	1	2	0	0	0	0	0	12	16.7
Lawson Crouse	4	1	1	2	0	4	0	0	0	0	1	3	33.3
Taylor Hall	1	1	1	2	1	0	0	0	0	0	0	8	12.5
Christian Dvorak	4	1	0	1	1	0	0	0	0	0	0	11	9.1
Vinnie Hinostroza	4	1	0	1	2	0	0	0	0	0	0	10	10.0
Jakob Chychrun	3	1	0	1	0	2	0	0	0	0	0	12	8.3
Oliver Ekman-Larsson	4	0	1	1	1	2	0	0	0	0	0	6	0.0
Conor Garland	4	0	1	1	0	2	0	0	0	0	0	9	0.0
Alex Goligoski	4	0	1	1	1	4	0	0	0	0	0	9	0.0
Nick Schmaltz	4	0	1	1	-2	2	0	0	0	0	0	7	0.0
Michael Grabner	3	0	1	1	1	2	0	0	0	0	0	5	0.0
Jason Demers	3	0	0	0	0	4	0	0	0	0	0	1	0.0
Christian Fischer	3	0	0	0	-1	0	0	0	0	0	0	4	0.0
Ilya Lyubushkin	3	0	0	0	1	4	0	0	0	0	0	4	0.0
Aaron Ness	3	0	0	0	1	0	0	0	0	0	0	1	0.0
Jordan Oesterle	3	0	0	0	-1	0	0	0	0	0	0	5	0.0
Brad Richardson	3	0	0	0	-1	0	0	0	0	0	0	4	0.0
Barrett Hayton	2	0	0	0	1	4	0	0	0	0	0	3	0.0
Niklas Hjalmarsson	1	0	0	0	0	2	0	0	0	0	0	2	0.0

POWER PLAY: 1-13 7.7% / PENALTY KILLING: 12-16 75.0%

FLAMES													
Player	GP	G	A	P	+/-	PIM	PP	SH	GW	GT	EN	S	S%
Matthew Tkachuk	3	2	4	6	-1	4	1	0	1	0	0	5	40.0
Sean Monahan	4	1	3	4	-2	2	0	0	0	0	0	11	9.1
Johnny Gaudreau	4	3	0	3	-1	2	2	0	0	0	0	18	16.7
Mikael Backlund	4	1	2	3	-1	2	0	0	1	0	0	7	14.3
Rasmus Andersson	4	0	3	3	0	2	0	0	0	0	0	10	0.0
Mark Giordano	4	1	1	2	1	0	0	0	0	0	0	17	5.9
Michael Frolik	3	1	1	2	0	4	0	0	0	0	0	4	25.0
Zac Rinaldo	1	1	1	2	2	0	0	0	1	0	0	1	100.0
TJ Brodie	3	1	0	1	0	2	0	0	0	0	0	4	25.0
Milan Lucic	3	1	0	1	0	2	1	0	0	0	0	5	20.0
Noah Hanifin	4	0	1	1	-3	2	0	0	0	0	0	8	0.0
Elias Lindholm	4	0	1	1	-2	0	0	0	0	0	0	12	0.0
Andrew Mangiapane	4	0	1	1	-1	2	0	0	0	0	0	6	0.0
Derek Ryan	4	0	1	1	1	2	0	0	0	0	0	5	0.0
Travis Hamonic	3	0	1	1	-1	2	0	0	0	0	0	4	0.0
Mark Jankowski	4	0	0	0	1	2	0	0	0	0	0	1	0.0
Tobias Rieder	4	0	0	0	-1	0	0	0	0	0	0	8	0.0
Sam Bennett	3	0	0	0	0	0	0	0	0	0	0	9	0.0
Dillon Dube	2	0	0	0	1	0	0	0	0	0	0	1	0.0
Oliver Kylington	2	0	0	0	-1	0	0	0	0	0	0	2	0.0
Michael Stone	2	0	0	0	1	2	0	0	0	0	0	3	0.0
Derek Forbort	1	0	0	0	0	0	0	0	0	0	0	0	0.0
Erik Gustafsson	1	0	0	0	0	2	0	0	0	0	0	1	0.0
Alan Quine	1	0	0	0	0	0	0	0	0	0	0	1	0.0

POWER PLAY: 4-16 25.0% / PENALTY KILLING: 12-13 92.3%

### GOALTENDING

COYOTES										
Goalie	GP	Min	W-L-OT	SO	GA	SA	SV	GAA	SV%	
Darcy Kuemper	2	119	1-1-0	1	3	71	68	1.51	.958	
Antti Raanta	2	124	0-1-1	0	9	72	63	4.34	.875	

FLAMES									
Goalie	GP	Min	W-L-OT	SO	GA	SA	SV	GAA	SV%
Cam Talbot	2	119	2-0-0	0	4	82	78	2.01	.951
David Rittich	2	122	1-1-0	0	5	60	55	2.45	.917

### GOALS BY PERIOD

COYOTES					FLAMES				
1	2	3	OT	TOT	1	2	3	OT	TOT
2	5	3	0	10	4	4	3	1	12

### SHOTS BY PERIOD

COYOTES					FLAMES				
1	2	3	OT	TOT	1	2	3	OT	TOT
41	61	36	5	143	45	52	43	3	143

SEE RECORDS SECTION FOR "ALL TIME VS THE FLAMES" BREAKDOWN



## CAROLINA HURRICANES

2019-20 Season Series - Won: 0 Lost: 2 OT: 0

### LAST TIME VS THE HURRICANES...

Last Home Win: November 2, 2018 (4-3, OT)  
 Last Home Loss: February 6, 2020 (5-3)  
 Last Home Tie: March 15, 1999 (5-5)  
 Last Road Win: March 3, 2017 (4-2)  
 Last Road Loss: January 10, 2020 (3-0)  
 Last Road Tie: December 5, 1997 (2-2)

AT ARIZONA	COYOTES	HURRICANES	ATTEND	GOALTENDERS	W. GOAL
06 Feb '20	Coyotes 3	Hurricanes 5	11,632	Raanta vs Reimer	Sebastian Aho

AT CAROLINA	COYOTES	HURRICANES	ATTEND	GOALTENDERS	W. GOAL
10 Jan '20	Coyotes 0	Hurricanes 3	16,476	Raanta, Hill vs Mrazek	Warren Foegele

\* - Overtime \*\* - Shootout

### INDIVIDUAL SCORING

COYOTES														HURRICANES													
Player	GP	G	A	P	+/-	PIM	PP	SH	GW	GT	EN	S	S%	Player	GP	G	A	P	+/-	PIM	PP	SH	GW	GT	EN	S	S%
Alex Goligoski	2	1	1	2	-4	0	0	0	0	0	0	3	33.3	Andrei Svechnikov	2	2	2	4	2	2	0	0	0	0	0	6	33.3
Christian Dvorak	2	1	0	1	-3	2	1	0	0	0	0	5	20.0	Sebastian Aho	2	2	1	3	1	0	0	0	1	0	1	4	50.0
Conor Garland	2	1	0	1	-3	0	0	0	0	0	0	8	12.5	Jaccob Slavin	2	1	1	2	4	0	0	0	0	0	0	3	33.3
Jakob Chychrun	2	0	1	1	-3	0	0	0	0	0	0	2	0.0	Ryan Dzingel	2	0	2	2	2	0	0	0	0	0	0	1	0.0
Lawson Crouse	2	0	1	1	0	0	0	0	0	0	0	4	0.0	Trevor van Riemsdyk	2	0	2	2	4	0	0	0	0	0	0	1	0.0
Taylor Hall	2	0	1	1	-2	0	0	0	0	0	0	5	0.0	Warren Foegele	2	1	0	1	0	0	0	0	1	0	0	3	33.3
Nick Schmaltz	2	0	1	1	-1	0	0	0	0	0	0	3	0.0	Martin Necas	2	1	0	1	2	0	0	0	0	0	0	3	33.3
Derek Stepan	2	0	1	1	-1	0	0	0	0	0	0	7	0.0	Lucas Wallmark	2	1	0	1	3	2	0	0	0	0	0	6	16.7
Vinnie Hinostroza	2	0	0	0	-1	2	0	0	0	0	0	4	0.0	Joel Edmundson	2	0	1	1	2	4	0	0	0	0	0	3	0.0
Clayton Keller	2	0	0	0	-2	2	0	0	0	0	0	1	0.0	Jake Gardiner	2	0	1	1	0	2	0	0	0	0	0	3	0.0
Phil Kessel	2	0	0	0	-2	0	0	0	0	0	0	2	0.0	Erik Haula	2	0	1	1	1	2	0	0	0	0	0	4	0.0
Ilya Lyubushkin	2	0	0	0	0	0	0	0	0	0	0	0	0.0	Teuvo Teravainen	2	0	1	1	3	0	0	0	0	0	0	2	0.0
Jordan Oesterle	2	0	0	0	-2	0	0	0	0	0	0	3	0.0	Haydn Fleury	1	0	1	1	1	0	0	0	0	0	0	1	0.0
Brad Richardson	2	0	0	0	-2	2	0	0	0	0	0	5	0.0	Dougie Hamilton	1	0	1	1	1	0	0	0	0	0	0	1	0.0
Carl Soderberg	2	0	0	0	0	0	0	0	0	0	0	5	0.0	Brock McGinn	2	0	0	0	1	0	0	0	0	0	0	3	0.0
Jason Demers	1	0	0	0	-1	0	0	0	0	0	0	2	0.0	Nino Niederreiter	2	0	0	0	0	2	0	0	0	0	0	4	0.0
Oliver Ekman-Larsson	1	0	0	0	-1	0	0	0	0	0	0	2	0.0	Brett Pesce	2	0	0	0	0	0	0	0	0	0	0	5	0.0
Christian Fischer	1	0	0	0	0	0	0	0	0	0	0	1	0.0	Jordan Staal	2	0	0	0	2	0	0	0	0	0	0	5	0.0
Michael Grabner	1	0	0	0	-2	0	0	0	0	0	0	1	0.0	Jordan Martinook	1	0	0	0	1	0	0	0	0	0	0	0	0.0
Niklas Hjalmarsson	1	0	0	0	-1	2	0	0	0	0	0	0	0.0	Justin Williams	1	0	0	0	0	2	0	0	0	0	0	2	0.0
Aaron Ness	1	0	0	0	0	0	0	0	0	0	0	2	0.0														

POWER PLAY: 1-8 12.5% / PENALTY KILLING: 5-5 100.0%

POWER PLAY: 0-5 0.0% / PENALTY KILLING: 7-8 87.5%

### GOALTENDING

COYOTES										HURRICANES									
Goalie	GP	Min	W-L-OT	SO	GA	SA	SV	GAA	SV%	Goalie	GP	Min	W-L-OT	SO	GA	SA	SV	GAA	SV%
Adin Hill	1	20	0-0-0	0	0	1	1	0.00	1.000	Petr Mrazek	1	60	1-0-0	1	0	32	32	0.00	1.000
Antti Raanta	2	98	0-2-0	0	7	58	51	4.27	.879	James Reimer	1	60	1-0-0	0	3	33	30	3.00	.909

### GOALS BY PERIOD

COYOTES					HURRICANES				
1	2	3	OT	TOT	1	2	3	OT	TOT
1	1	1	0	3	1	5	2	0	8

### SHOTS BY PERIOD

COYOTES					HURRICANES				
1	2	3	OT	TOT	1	2	3	OT	TOT
21	26	18	0	65	21	30	9	0	60

SEE RECORDS SECTION FOR "ALL TIME VS THE HURRICANES" BREAKDOWN





## CHICAGO BLACKHAWKS

2019-20 SEASON SERIES - Won: 2 Lost: 0 OT: 1

### LAST TIME VS THE BLACKHAWKS...

Last Home Win: December 12, 2019 (5-2)  
 Last Home Loss: February 1, 2020 (3-2 SO)  
 Last Home Tie: October 28, 2003 (2-2)  
 Last Road Win: December 8, 2019 (4-3 SO)  
 Last Road Loss: March 11, 2019 (7-1)  
 Last Road Tie: March 21, 2004 (2-2)

AT ARIZONA	COYOTES	BLACKHAWKS	ATTEND	GOALTENDERS	W. GOAL
01 Feb '20 **	Coyotes 2	Blackhawks 3	17,125	Raanta vs Crawford	Jonathan Toews
12 Dec '19	Coyotes 5	Blackhawks 2	13,150	Kuemper vs Lehner	Brad Richardson

AT CHICAGO	COYOTES	BLACKHAWKS	ATTEND	GOALTENDERS	W. GOAL
08 Dec '19 **	Coyotes 4	Blackhawks 3	21,232	Kuemper vs Lehner	Conor Garland

\* - Overtime \*\* - Shootout

### INDIVIDUAL SCORING

COYOTES														BLACKHAWKS													
Player	GP	G	A	P	+/-	PIM	PP	SH	GW	GT	EN	S	S%	Player	GP	G	A	P	+/-	PIM	PP	SH	GW	GT	EN	S	S%
Carl Soderberg	3	1	3	4	0	0	1	0	0	0	0	11	9.1	Jonathan Toews	3	2	2	4	2	6	0	0	0	0	0	10	20.0
Clayton Keller	3	2	1	3	2	2	0	0	0	0	0	20	10.0	Patrick Kane	3	0	3	3	-1	0	0	0	0	0	0	5	0.0
Brad Richardson	3	2	1	3	2	0	0	0	1	0	0	9	22.2	Brandon Saad	3	2	0	2	3	0	0	0	0	0	0	6	33.3
Nick Schmaltz	3	1	2	3	0	4	0	0	0	0	0	6	16.7	Alex DeBrincat	3	1	1	2	-5	2	1	0	0	0	0	12	8.3
Christian Dvorak	3	0	3	3	2	0	0	0	0	0	0	8	0.0	Dominik Kubalik	3	1	1	2	1	0	0	0	0	0	0	9	11.1
Vinnie Hinostroza	3	0	3	3	0	0	0	0	0	0	0	9	0.0	Dylan Strome	3	1	0	1	-4	0	1	0	0	0	0	5	20.0
Conor Garland	3	2	0	2	-1	0	1	0	0	0	0	11	18.2	Kirby Dach	3	0	1	1	0	2	0	0	0	0	0	4	0.0
Christian Fischer	3	1	0	1	1	2	0	0	0	0	0	10	10.0	Erik Gustafsson	3	0	1	1	-4	0	0	0	0	0	0	10	0.0
Michael Grabner	2	1	0	1	1	0	0	0	0	0	0	5	20.0	Connor Murphy	3	0	1	1	0	0	0	0	0	0	0	7	0.0
Jakob Chychrun	3	0	1	1	3	4	0	0	0	0	0	8	0.0	Dennis Gilbert	2	0	1	1	-2	17	0	0	0	0	0	0	0.0
Alex Goligoski	3	0	1	1	5	0	0	0	0	0	0	4	0.0	Calvin de Haan	1	0	1	1	1	2	0	0	0	0	0	0	0.0
Phil Kessel	3	0	1	1	-1	0	0	0	0	0	0	8	0.0	Ryan Carpenter	3	0	0	0	-1	0	0	0	0	0	0	7	0.0
Jordan Oesterle	3	0	1	1	-1	0	0	0	0	0	0	1	0.0	David Kampf	3	0	0	0	-2	0	0	0	0	0	0	2	0.0
Jason Demers	2	0	1	1	-1	7	0	0	0	0	0	2	0.0	Alex Nylander	3	0	0	0	0	2	0	0	0	0	0	2	0.0
Taylor Hall	1	0	1	1	0	0	0	0	0	0	0	3	0.0	Zack Smith	3	0	0	0	-1	4	0	0	0	0	0	3	0.0
Lawson Crouse	3	0	0	0	-1	0	0	0	0	0	0	2	0.0	Adam Boqvist	2	0	0	0	-2	0	0	0	0	0	0	1	0.0
Derek Stepan	3	0	0	0	1	0	0	0	0	0	0	4	0.0	Slater Koekkoek	2	0	0	0	1	2	0	0	0	0	0	4	0.0
Oliver Ekman-Larsson	2	0	0	0	0	0	0	0	0	0	0	4	0.0	Olli Maatta	2	0	0	0	1	2	0	0	0	0	0	6	0.0
Ilya Lyubushkin	2	0	0	0	2	0	0	0	0	0	0	2	0.0	Brent Seabrook	2	0	0	0	-1	2	0	0	0	0	0	4	0.0
Kyle Capobianco	1	0	0	0	-1	0	0	0	0	0	0	2	0.0	Drake Caggiula	1	0	0	0	-1	0	0	0	0	0	0	1	0.0
Niklas Hjalmarsson	1	0	0	0	0	0	0	0	0	0	0	0	0.0	Matthew Highmore	1	0	0	0	0	0	0	0	0	0	0	0	0.0
Aaron Ness	1	0	0	0	-1	0	0	0	0	0	0	0	0.0	Duncan Keith	1	0	0	0	0	0	0	0	0	0	0	3	0.0
														Dylan Sikura	1	0	0	0	0	0	0	0	0	0	0	2	0.0

POWER PLAY: 2-13 15.4% / PENALTY KILLING: 6-8 75.0%

POWER PLAY: 2-8 25.0% / PENALTY KILLING: 11-13 84.6%

### GOALTENDING

COYOTES											BLACKHAWKS										
Goalie	GP	Min	W-L-OT	SO	GA	SA	SV	GAA	SV%		Goalie	GP	Min	W-L-OT	SO	GA	SA	SV	GAA	SV%	
Darcy Kuemper	2	125	2-0-0	0	5	59	54	2.40	.915		Corey Crawford	1	65	1-0-0	0	2	42	40	1.85	.952	
Antti Raanta	1	65	0-0-1	0	2	44	42	1.85	.955		Robin Lehner	2	125	0-1-1	0	8	87	79	3.84	.908	

### GOALS BY PERIOD

COYOTES						BLACKHAWKS					
1	2	3	OT	TOT		1	2	3	OT	TOT	
4	5	1	0	10		4	2	1	0	7	

### SHOTS BY PERIOD

COYOTES						BLACKHAWKS					
1	2	3	OT	TOT		1	2	3	OT	TOT	
45	34	43	7	129		32	36	27	8	103	

SEE RECORDS SECTION FOR "ALL TIME VS THE BLACKHAWKS" BREAKDOWN



## COLORADO AVALANCHE

2019-20 SEASON SERIES - Won: 1 Lost: 0 OT: 1

### LAST TIME VS THE AVALANCHE...

Last Home Win: November 2, 2019 (3-0)  
 Last Home Loss: November 23, 2018 (5-1)  
 Last Home Tie: November 17, 2002 (4-4)  
 Last Road Win: December 27, 2017 (3-1)  
 Last Road Loss: October 12, 2019 (3-2 OT)  
 Last Road Tie: March 10, 2002 (2-2)

AT ARIZONA	COYOTES	AVALANCHE	ATTEND	GOALTENDERS	W. GOAL
02 Nov '19	Coyotes 3	Avalanche 0	17,125	Kuemper vs Francouz	Christian Dvorak

AT COLORADO	COYOTES	AVALANCHE	ATTEND	GOALTENDERS	W. GOAL
12 Oct '19 *	Coyotes 2	Avalanche 3	18,053	Raanta vs Francouz	Andre Burakovsky

\* - Overtime \*\* - Shootout

### INDIVIDUAL SCORING

COYOTES													
Player	GP	G	A	P	+/-	PIM	PP	SH	GW	GT	EN	S	S%
Phil Kessel	2	1	1	2	0	4	0	0	0	0	0	6	16.7
Nick Schmaltz	2	1	1	2	1	0	0	0	0	0	0	4	25.0
Alex Goligoski	2	0	2	2	3	0	0	0	0	0	0	3	0.0
Clayton Keller	2	0	2	2	0	2	0	0	0	0	0	5	0.0
Christian Dvorak	2	1	0	1	1	0	1	0	1	0	0	5	20.0
Conor Garland	2	1	0	1	1	0	0	0	0	0	0	5	20.0
Michael Grabner	2	1	0	1	1	0	0	0	0	0	0	4	25.0
Oliver Ekman-Larsson	2	0	1	1	0	0	0	0	0	0	0	5	0.0
Barrett Hayton	2	0	1	1	0	2	0	0	0	0	0	4	0.0
Vinnie Hinostroza	2	0	1	1	1	0	0	0	0	0	0	3	0.0
Jordan Oesterle	2	0	1	1	1	0	0	0	0	0	0	3	0.0
Jakob Chychrun	2	0	0	0	0	4	0	0	0	0	0	6	0.0
Lawson Crouse	2	0	0	0	0	7	0	0	0	0	0	2	0.0
Jason Demers	2	0	0	0	0	2	0	0	0	0	0	1	0.0
Carl Soderberg	2	0	0	0	1	0	0	0	0	0	0	3	0.0
Derek Stepan	2	0	0	0	0	0	0	0	0	0	0	1	0.0
Christian Fischer	1	0	0	0	0	0	0	0	0	0	0	1	0.0
Niklas Hjalmarsson	1	0	0	0	0	0	0	0	0	0	0	0	0.0
Aaron Ness	1	0	0	0	1	0	0	0	0	0	0	1	0.0
Brad Richardson	1	0	0	0	1	0	0	0	0	0	0	2	0.0

POWER PLAY: 1-5 20.0% / PENALTY KILLING: 7-8 87.5%

AVALANCHE													
Player	GP	G	A	P	+/-	PIM	PP	SH	GW	GT	EN	S	S%
Andre Burakovsky	2	1	1	2	2	0	0	0	1	0	0	5	20.0
Cale Makar	2	0	2	2	-1	0	0	0	0	0	0	8	0.0
Tyson Jost	2	1	0	1	1	0	0	0	0	0	0	3	33.3
Nazem Kadri	2	1	0	1	0	7	1	0	0	0	0	5	20.0
Samuel Girard	2	0	1	1	0	0	0	0	0	0	0	2	0.0
Nathan MacKinnon	2	0	1	1	-2	0	0	0	0	0	0	7	0.0
Mikko Rantanen	1	0	1	1	-1	0	0	0	0	0	0	4	0.0
Pierre-Edouard Bellemare	2	0	0	0	-1	0	0	0	0	0	0	2	0.0
Matt Calvert	2	0	0	0	0	0	0	0	0	0	0	6	0.0
Joonas Donskoi	2	0	0	0	0	2	0	0	0	0	0	1	0.0
Ryan Graves	2	0	0	0	0	2	0	0	0	0	0	1	0.0
Erik Johnson	2	0	0	0	-2	4	0	0	0	0	0	5	0.0
Valeri Nichushkin	2	0	0	0	-1	0	0	0	0	0	0	2	0.0
Matt Nieto	2	0	0	0	0	0	0	0	0	0	0	2	0.0
Nikita Zadorov	2	0	0	0	-2	2	0	0	0	0	0	4	0.0
Mark Barberio	1	0	0	0	0	0	0	0	0	0	0	1	0.0
Ian Cole	1	0	0	0	-1	0	0	0	0	0	0	1	0.0
J.T. Compher	1	0	0	0	-1	0	0	0	0	0	0	2	0.0
Vladislav Kamenev	1	0	0	0	0	0	0	0	0	0	0	0	0.0
Gabriel Landeskog	1	0	0	0	-2	0	0	0	0	0	0	3	0.0
Jayson Megna	1	0	0	0	-1	0	0	0	0	0	0	1	0.0
Colin Wilson	1	0	0	0	0	0	0	0	0	0	0	0	0.0

POWER PLAY: 1-8 12.5% / PENALTY KILLING: 4-5 80.0%

### GOALTENDING

COYOTES

Goalie	GP	Min	W-L-OT	SO	GA	SA	SV	GAA	SV%
Darcy Kuemper	1	59	1-0-0	1	0	33	33	0.00	1.000
Antti Raanta	1	63	0-0-1	0	3	32	29	2.84	.906

AVALANCHE									
Goalie	GP	Min	W-L-OT	SO	GA	SA	SV	GAA	SV%
Pavel Francouz	2	123	1-1-0	0	5	64	59	2.44	.922

### GOALS BY PERIOD

COYOTES						AVALANCHE					
1	2	3	OT	TOT		1	2	3	OT	TOT	
2	1	2	0	5		0	0	2	1	3	

### SHOTS BY PERIOD

COYOTES						AVALANCHE					
1	2	3	OT	TOT		1	2	3	OT	TOT	
28	13	22	1	64		17	24	19	5	65	

SEE RECORDS SECTION FOR "ALL TIME VS THE AVALANCHE" BREAKDOWN



## COLUMBUS BLUE JACKETS

2019-20 Season Series - Won: 1 Lost: 1 OT: 0

### LAST TIME VS THE BLUE JACKETS...

Last Home Win: January 3, 2015 (6-3)  
 Last Home Loss: November 7, 2019 (3-2)  
 Last Home Tie: February 2, 2004 (3-3)  
 Last Road Win: December 3, 2019 (4-2)  
 Last Road Loss: December 9, 2017 (1-0)  
 Last Road Tie: November 16, 2003 (2-2)

AT ARIZONA	COYOTES	BLUE JACKETS	ATTEND	GOALTENDERS	W. GOAL
07 Nov '19	Coyotes 2	Blue Jackets 3	12,115	Kuemper vs Korpisalo	Oliver Bjorkstrand

AT COLUMBUS	COYOTES	BLUE JACKETS	ATTEND	GOALTENDERS	W. GOAL
03 Dec '19	Coyotes 4	Blue Jackets 2	14,455	Kuemper vs Korpisalo	Lawson Crouse

\* - Overtime \*\* - Shootout

### INDIVIDUAL SCORING

COYOTES														BLUE JACKETS													
Player	GP	G	A	P	+/-	PIM	PP	SH	GW	GT	EN	S	S%	Player	GP	G	A	P	+/-	PIM	PP	SH	GW	GT	EN	S	S%
Carl Soderberg	2	2	2	4	3	0	0	0	0	0	1	2	100.0	Gustav Nyquist	2	1	2	3	-1	0	0	0	0	0	0	4	25.0
Jakob Chychrun	2	1	0	1	2	6	0	0	0	0	0	5	20.0	Oliver Bjorkstrand	2	1	1	2	0	0	0	0	1	0	0	10	10.0
Lawson Crouse	2	1	0	1	2	0	0	0	1	0	0	3	33.3	Cam Atkinson	2	0	2	2	0	0	0	0	0	0	0	8	0.0
Christian Fischer	2	1	0	1	3	0	0	0	0	0	0	5	20.0	Dean Kukan	2	1	0	1	-1	0	1	0	0	0	0	3	33.3
Clayton Keller	2	1	0	1	0	2	1	0	0	0	0	6	16.7	Alexandre Texier	2	1	0	1	1	2	0	0	0	0	0	3	33.3
Christian Dvorak	2	0	1	1	-1	0	0	0	0	0	0	2	0.0	Emil Bemstrom	1	1	0	1	0	0	1	0	0	0	0	3	33.3
Alex Goligoski	2	0	1	1	2	2	0	0	0	0	0	3	0.0	Pierre-Luc Dubois	2	0	1	1	-2	2	0	0	0	0	0	1	0.0
Michael Grabner	2	0	1	1	0	0	0	0	0	0	0	4	0.0	Nick Foligno	2	0	1	1	1	0	0	0	0	0	0	2	0.0
Vinnie Hinostroza	2	0	1	1	0	0	0	0	0	0	0	2	0.0	Seth Jones	2	0	1	1	-1	0	0	0	0	0	0	5	0.0
Phil Kessel	2	0	1	1	-1	0	0	0	0	0	0	6	0.0	Sonny Milano	2	0	1	1	-2	0	0	0	0	0	0	3	0.0
Ilya Lyubushkin	2	0	1	1	1	2	0	0	0	0	0	1	0.0	Ryan Murray	1	0	1	1	0	0	0	0	0	0	0	4	0.0
Jason Demers	1	0	1	1	2	0	0	0	0	0	0	3	0.0	Josh Anderson	2	0	0	0	-1	0	0	0	0	0	0	5	0.0
Oliver Ekman-Larsson	2	0	0	0	-1	2	0	0	0	0	0	5	0.0	Vladislav Gavrikov	2	0	0	0	-1	4	0	0	0	0	0	0	0.0
Conor Garland	2	0	0	0	0	0	0	0	0	0	0	4	0.0	Scott Harrington	2	0	0	0	-3	2	0	0	0	0	0	0	0.0
Nick Schmaltz	2	0	0	0	0	0	0	0	0	0	0	1	0.0	Boone Jenner	2	0	0	0	0	0	0	0	0	0	0	6	0.0
Derek Stepan	2	0	0	0	0	0	0	0	0	0	0	5	0.0	Riley Nash	2	0	0	0	-1	0	0	0	0	0	0	2	0.0
Kyle Capobianco	1	0	0	0	-2	0	0	0	0	0	0	1	0.0	David Savard	2	0	0	0	1	0	0	0	0	0	0	6	0.0
Barrett Hayton	1	0	0	0	-1	2	0	0	0	0	0	1	0.0	Alexander Wennberg	2	0	0	0	-1	0	0	0	0	0	0	3	0.0
Aaron Ness	1	0	0	0	1	0	0	0	0	0	0	0	0.0	Eric Robinson	1	0	0	0	-1	0	0	0	0	0	0	0	0.0
Jordan Oesterle	1	0	0	0	-1	0	0	0	0	0	0	1	0.0	Zach Werenski	1	0	0	0	1	0	0	0	0	0	0	0	0.0
Brad Richardson	1	0	0	0	1	0	0	0	0	0	0	0	0.0														

POWER PLAY: 1-4 25.0% / PENALTY KILLING: 5-7 71.4%

POWER PLAY: 2-7 28.6% / PENALTY KILLING: 3-4 75.0%

### GOALTENDING

COYOTES											BLUE JACKETS										
Goalie	GP	Min	W-L-OT	SO	GA	SA	SV	GAA	SV%		Goalie	GP	Min	W-L-OT	SO	GA	SA	SV	GAA	SV%	
Darcy Kuemper	2	118	1-1-0	0	5	68	63	2.54	.926		Joonas Korpisalo	2	119	1-1-0	0	5	59	54	2.53	.915	

### GOALS BY PERIOD

COYOTES					BLUE JACKETS				
1	2	3	OT	TOT	1	2	3	OT	TOT
2	3	1	0	6	1	2	2	0	5

### SHOTS BY PERIOD

COYOTES					BLUE JACKETS				
1	2	3	OT	TOT	1	2	3	OT	TOT
27	16	17	0	60	18	30	20	0	68

SEE RECORDS SECTION FOR "ALL TIME VS THE BLUE JACKETS" BREAKDOWN



## DALLAS STARS

2019-20 SEASON SERIES - Won: 0 Lost: 2 OT: 0

### LAST TIME VS THE STARS...

Last Home Win: February 9, 2019 (3-2)  
 Last Home Loss: December 29, 2019 (4-2)  
 Last Home Tie: November 20, 2002 (2-2)  
 Last Road Win: February 7, 2012 (4-1)  
 Last Road Loss: February 19, 2020 (3-2)  
 Last Road Tie: November 14, 2003 (3-3)

AT ARIZONA	COYOTES	STARS	ATTEND	GOALTENDERS	W. GOAL
29 Dec '19	Coyotes 2	Stars 4	17,125	Raanta vs Khudobin	Roope Hintz

AT DALLAS	COYOTES	STARS	ATTEND	GOALTENDERS	W. GOAL
19 Feb '20	Coyotes 2	Stars 3	18,227	Hill vs Bishop	Jamie Oleksiak

\* - Overtime \*\* - Shootout

### INDIVIDUAL SCORING

#### COYOTES

Player	GP	G	A	P	+/-	PIM	PP	SH	GW	GT	EN	S	S%
Taylor Hall	2	2	0	2	1	0	1	0	0	0	0	9	22.2
Conor Garland	2	1	1	2	1	0	0	0	0	0	0	6	16.7
Christian Dvorak	2	0	2	2	1	0	0	0	0	0	0	7	0.0
Nick Schmaltz	2	0	2	2	-1	0	0	0	0	0	0	5	0.0
Christian Fischer	2	1	0	1	-1	0	0	0	0	0	0	1	100.0
Ilya Lyubushkin	2	0	1	1	0	0	0	0	0	0	0	1	0.0
Carl Soderberg	2	0	1	1	-2	2	0	0	0	0	0	2	0.0
Jordan Oesterle	1	0	1	1	1	0	0	0	0	0	0	3	0.0
Jakob Chychrun	2	0	0	0	0	2	0	0	0	0	0	7	0.0
Lawson Crouse	2	0	0	0	-1	0	0	0	0	0	0	3	0.0
Oliver Ekman-Larsson	2	0	0	0	-2	4	0	0	0	0	0	6	0.0
Alex Goligoski	2	0	0	0	0	2	0	0	0	0	0	6	0.0
Clayton Keller	2	0	0	0	-2	0	0	0	0	0	0	1	0.0
Phil Kessel	2	0	0	0	0	2	0	0	0	0	0	5	0.0
Brad Richardson	2	0	0	0	-2	0	0	0	0	0	0	4	0.0
Derek Stepan	2	0	0	0	0	0	0	0	0	0	0	5	0.0
Jason Demers	1	0	0	0	-1	2	0	0	0	0	0	3	0.0
Michael Grabner	1	0	0	0	-1	0	0	0	0	0	0	1	0.0
Vinnie Hinostroza	1	0	0	0	0	0	0	0	0	0	0	1	0.0
Niklas Hjalmarsson	1	0	0	0	-1	0	0	0	0	0	0	0	0.0
Aaron Ness	1	0	0	0	-1	0	0	0	0	0	0	0	0.0

#### STARS

Player	GP	G	A	P	+/-	PIM	PP	SH	GW	GT	EN	S	S%
Denis Gurianov	2	0	3	3	0	0	0	0	0	0	0	2	0.0
Jamie Benn	2	1	1	2	1	17	0	0	0	0	0	3	33.3
Roope Hintz	2	1	1	2	0	0	0	0	1	0	0	4	25.0
Corey Perry	2	1	1	2	-1	4	1	0	0	0	0	4	25.0
Alexander Radulov	2	1	1	2	2	0	0	0	0	0	0	4	25.0
Andrej Sekera	2	0	2	2	2	0	0	0	0	0	0	0	0.0
Radek Faksa	2	1	0	1	0	0	1	0	0	0	0	6	16.7
Mattias Janmark	2	1	0	1	2	0	0	0	0	0	1	5	20.0
Jamie Oleksiak	2	1	0	1	0	2	0	0	1	0	0	2	50.0
Miro Heiskanen	2	0	1	1	1	0	0	0	0	0	0	4	0.0
John Klingberg	2	0	1	1	0	0	0	0	0	0	0	3	0.0
Esa Lindell	2	0	1	1	0	2	0	0	0	0	0	3	0.0
Tyler Seguin	2	0	1	1	0	0	0	0	0	0	0	7	0.0
Andrew Coglian	2	0	0	0	0	0	0	0	0	0	0	0	0.0
Blake Comeau	2	0	0	0	0	2	0	0	0	0	0	2	0.0
Jason Dickinson	2	0	0	0	0	0	0	0	0	0	0	2	0.0
Joe Pavelski	2	0	0	0	2	2	0	0	0	0	0	4	0.0
Stephen Johns	1	0	0	0	0	0	0	0	0	0	0	2	0.0
Roman Polak	1	0	0	0	1	0	0	0	0	0	0	1	0.0

POWER PLAY: 2-5 40.0% / PENALTY KILLING: 6-7 85.7%

POWER PLAY: 1-7 14.3% / PENALTY KILLING: 3-5 60.0%

### GOALTENDING

#### COYOTES

Goalie	GP	Min	W-L-OT	SO	GA	SA	SV	GAA	SV%
Adin Hill	1	58	0-1-0	0	3	33	30	3.12	.909
Antti Raanta	1	58	0-1-0	0	3	24	21	3.09	.875

#### STARS

Goalie	GP	Min	W-L-OT	SO	GA	SA	SV	GAA	SV%
Ben Bishop	1	60	1-0-0	0	2	41	39	2.00	.951
Anton Khudobin	1	60	1-0-0	0	2	35	33	2.00	.943

### GOALS BY PERIOD

COYOTES					STARS				
1	2	3	OT	TOT	1	2	3	OT	TOT
2	2	0	0	4	1	1	5	0	7

### SHOTS BY PERIOD

COYOTES					STARS				
1	2	3	OT	TOT	1	2	3	OT	TOT
43	21	12	0	76	18	20	20	0	58

SEE RECORDS SECTION FOR "ALL TIME VS THE STARS" BREAKDOWN



## DETROIT RED WINGS

2019-20 SEASON SERIES - Won: 1 Lost: 0 OT: 0

AT ARIZONA	COYOTES	RED WINGS	ATTEND	GOALTENDERS	W. GOAL
------------	---------	-----------	--------	-------------	---------

### LAST TIME VS THE RED WINGS...

Last Home Win: March 2, 2019 (3-1)  
 Last Home Loss: October 12, 2017 (4-2)  
 Last Home Tie: March 18, 2004 (1-1)  
 Last Road Win: December 22, 2019 (5-2)  
 Last Road Loss: November 13, 2019 (6-1)  
 Last Road Tie: January 16, 2004 (3-3)

AT DETROIT	COYOTES	RED WINGS	ATTEND	GOALTENDERS	W. GOAL
22 Dec '19	Coyotes 5	Red Wings 2	19,515	Raanta vs Howard	Carl Soderberg

\* - Overtime \*\* - Shootout

### INDIVIDUAL SCORING

#### COYOTES

Player	GP	G	A	P	+/-	PIM	PP	SH	GW	GT	EN	S	S%
Clayton Keller	1	2	1	3	2	2	0	0	0	0	0	6	33.3
Oliver Ekman-Larsson	1	0	3	3	3	0	0	0	0	0	0	2	0.0
Nick Schmaltz	1	0	2	2	3	0	0	0	0	0	0	1	0.0
Christian Dvorak	1	1	0	1	1	0	0	0	0	0	0	2	50.0
Taylor Hall	1	1	0	1	2	0	0	0	0	0	0	4	25.0
Carl Soderberg	1	1	0	1	1	0	0	0	1	0	0	3	33.3
Jordan Gross	1	0	1	1	3	0	0	0	0	0	0	1	0.0
Phil Kessel	1	0	1	1	1	2	0	0	0	0	0	1	0.0
Jordan Oesterle	1	0	1	1	1	0	0	0	0	0	0	3	0.0
Jakob Chychrun	1	0	0	0	0	0	0	0	0	0	0	3	0.0
Lawson Crouse	1	0	0	0	-1	0	0	0	0	0	0	2	0.0
Conor Garland	1	0	0	0	0	0	0	0	0	0	0	2	0.0
Alex Goligoski	1	0	0	0	-1	2	0	0	0	0	0	3	0.0
Michael Grabner	1	0	0	0	-1	0	0	0	0	0	0	2	0.0
Vinnie Hinostroza	1	0	0	0	0	0	0	0	0	0	0	3	0.0
Ilya Lyubushkin	1	0	0	0	0	0	0	0	0	0	0	2	0.0
Brad Richardson	1	0	0	0	1	0	0	0	0	0	0	0	0.0
Derek Stepan	1	0	0	0	1	0	0	0	0	0	0	5	0.0

#### RED WINGS

Player	GP	G	A	P	+/-	PIM	PP	SH	GW	GT	EN	S	S%
Tyler Bertuzzi	1	1	0	1	1	0	0	0	0	0	0	2	50.0
Filip Zadina	1	1	0	1	-2	0	0	0	0	0	0	4	25.0
Alex Biega	1	0	1	1	0	0	0	0	0	0	0	0	0.0
Valtteri Filppula	1	0	1	1	-1	0	0	0	0	0	0	3	0.0
Frans Nielsen	1	0	1	1	0	0	0	0	0	0	0	1	0.0
Justin Abdelkader	1	0	0	0	0	0	0	0	0	0	0	2	0.0
Andreas Athanasiou	1	0	0	0	0	0	0	0	0	0	0	2	0.0
Madison Bowey	1	0	0	0	-1	0	0	0	0	0	0	1	0.0
Trevor Daley	1	0	0	0	-3	0	0	0	0	0	0	0	0.0
Christoffer Ehn	1	0	0	0	-1	0	0	0	0	0	0	1	0.0
Robby Fabbri	1	0	0	0	-3	0	0	0	0	0	0	3	0.0
Luke Glendening	1	0	0	0	0	0	0	0	0	0	0	1	0.0
Mike Green	1	0	0	0	0	0	0	0	0	0	0	0	0.0
Darren Helm	1	0	0	0	-3	0	0	0	0	0	0	1	0.0
Filip Hronek	1	0	0	0	-2	0	0	0	0	0	0	1	0.0
Dylan Larkin	1	0	0	0	0	0	0	0	0	0	0	3	0.0
Patrik Nemeth	1	0	0	0	-1	0	0	0	0	0	0	4	0.0
Brendan Perlini	1	0	0	0	1	0	0	0	0	0	0	1	0.0

POWER PLAY: 0-0 0.0% / PENALTY KILLING: 3-3 100.0%

POWER PLAY: 0-3 0.0% / PENALTY KILLING: 0-0 0.0%

### GOALTENDING

#### COYOTES

Goalie	GP	Min	W-L-OT	SO	GA	SA	SV	GAA	SV%
Antti Raanta	1	59	1-0-0	0	2	30	28	2.02	.933

#### RED WINGS

Goalie	GP	Min	W-L-OT	SO	GA	SA	SV	GAA	SV%
Jimmy Howard	1	60	0-1-0	0	5	45	40	5.00	.889

### GOALS BY PERIOD

COYOTES					RED WINGS				
1	2	3	OT	TOT	1	2	3	OT	TOT
2	1	2	0	5	0	0	2	0	2

### SHOTS BY PERIOD

COYOTES					RED WINGS				
1	2	3	OT	TOT	1	2	3	OT	TOT
15	13	17	0	45	10	7	13	0	30

SEE RECORDS SECTION FOR "ALL TIME VS THE RED WINGS" BREAKDOWN





## EDMONTON OILERS

2019-20 SEASON SERIES - Won: 2 Lost: 1 OT: 1

### LAST TIME VS THE OILERS...

Last Home Win: February 4, 2020 (3-0)  
 Last Home Loss: November 24, 2019 (4-3 SO)  
 Last Home Tie: December 12, 2003 (3-3)  
 Last Road Win: November 4, 2019 (3-2 OT)  
 Last Road Loss: January 18, 2020 (7-3)  
 Last Road Tie: January 26, 2001 (1-1)

AT ARIZONA	COYOTES	OILERS	ATTEND	GOALTENDERS	W. GOAL
04 Feb '20	Coyotes 3	Oilers 0	14,725	Raanta vs Koskinen	Conor Garland
24 Nov '19 **	Coyotes 3	Oilers 4	12,908	Kuemper vs Koskinen	Connor McDavid

AT EDMONTON	COYOTES	OILERS	ATTEND	GOALTENDERS	W. GOAL
18 Jan '20	Coyotes 3	Oilers 7	17,545	Raanta, Hill vs Smith	Connor McDavid
04 Nov '19 *	Coyotes 3	Oilers 2	17,105	Kuemper vs Koskinen	Derek Stepan

\* - Overtime \*\* - Shootout

### INDIVIDUAL SCORING

COYOTES													
Player	GP	G	A	P	+/-	PIM	PP	SH	GW	GT	EN	S	S%
Carl Soderberg	4	2	1	3	-1	4	1	0	0	0	0	5	40.0
Conor Garland	4	1	2	3	-2	0	0	0	1	0	0	11	9.1
Alex Goligoski	4	0	3	3	2	0	0	0	0	0	0	7	0.0
Christian Dvorak	4	2	0	2	-1	0	1	0	0	0	1	5	40.0
Lawson Crouse	3	1	1	2	3	0	0	1	0	0	0	3	33.3
Michael Grabner	3	1	1	2	2	0	0	0	0	0	0	6	16.7
Taylor Hall	2	1	1	2	-4	0	0	0	0	0	0	8	12.5
Jakob Chychrun	4	0	2	2	1	2	0	0	0	0	0	6	0.0
Nick Schmaltz	4	0	2	2	0	0	0	0	0	0	0	5	0.0
Vinnie Hinostroza	4	1	0	1	1	0	0	0	0	0	0	8	12.5
Derek Stepan	4	1	0	1	2	2	0	0	1	0	0	11	9.1
Oliver Ekman-Larsson	3	1	0	1	-5	2	1	0	0	0	0	6	16.7
Christian Fischer	3	1	0	1	1	0	0	0	0	0	0	5	20.0
Clayton Keller	4	0	1	1	-2	0	0	0	0	0	0	9	0.0
Phil Kessel	4	0	1	1	-4	4	0	0	0	0	0	5	0.0
Niklas Hjalmarsson	2	0	1	1	2	2	0	0	0	0	0	1	0.0
Jason Demers	3	0	0	0	-3	0	0	0	0	0	0	2	0.0
Jordan Oesterle	3	0	0	0	1	2	0	0	0	0	0	1	0.0
Barrett Hayton	2	0	0	0	-2	0	0	0	0	0	0	1	0.0
Ilya Lyubushkin	2	0	0	0	-1	0	0	0	0	0	0	2	0.0
Aaron Ness	2	0	0	0	0	0	0	0	0	0	0	1	0.0
Brad Richardson	2	0	0	0	1	0	0	0	0	0	0	1	0.0
Kyle Capobianco	1	0	0	0	1	0	0	0	0	0	0	2	0.0
Michael Chaput	1	0	0	0	-1	0	0	0	0	0	0	0	0.0

OILERS													
Player	GP	G	A	P	+/-	PIM	PP	SH	GW	GT	EN	S	S%
Connor McDavid	4	3	1	4	-3	4	1	0	1	0	0	14	21.4
Riley Sheahan	3	1	3	4	2	0	0	0	0	0	1	2	50.0
Leon Draisaitl	4	0	4	4	-3	0	0	0	0	0	0	9	0.0
Josh Archibald	3	1	2	3	1	0	0	1	0	0	0	1	100.0
Sam Gagner	4	1	1	2	2	2	0	0	0	0	0	7	14.3
James Neal	3	1	1	2	2	2	1	0	0	0	0	5	20.0
Ryan Nugent-Hopkins	3	0	2	2	-2	0	0	0	0	0	0	9	0.0
Kris Russell	3	0	2	2	1	0	0	0	0	0	0	2	0.0
Alex Chiasson	4	1	0	1	1	4	0	0	0	0	0	6	16.7
Gaetan Haas	4	1	0	1	1	0	0	0	0	0	0	2	50.0
Markus Granlund	2	1	0	1	1	0	0	0	0	0	0	5	20.0
Joakim Nygard	2	1	0	1	-1	2	0	0	0	0	0	4	25.0
Kailer Yamamoto	2	1	0	1	1	0	0	0	0	0	0	2	50.0
Oscar Klefbom	4	0	1	1	-1	0	0	0	0	0	0	9	0.0
Patrick Russell	4	0	1	1	1	2	0	0	0	0	0	2	0.0
Matt Benning	2	0	1	1	2	0	0	0	0	0	0	0	0.0
Ethan Bear	4	0	0	0	1	0	0	0	0	0	0	11	0.0
Darnell Nurse	4	0	0	0	2	0	0	0	0	0	0	15	0.0
Caleb Jones	3	0	0	0	0	0	0	0	0	0	0	3	0.0
Zack Kassian	3	0	0	0	-3	2	0	0	0	0	0	8	0.0
Adam Larsson	3	0	0	0	0	6	0	0	0	0	0	5	0.0
Juihar Khaira	2	0	0	0	1	2	0	0	0	0	0	1	0.0
Colby Cave	1	0	0	0	0	0	0	0	0	0	0	0	0.0
Joel Persson	1	0	0	0	-1	0	0	0	0	0	0	0	0.0

POWER PLAY: 3-12 25.0% / PENALTY KILLING: 8-10 80.0%

POWER PLAY: 2-10 20.0% / PENALTY KILLING: 9-12 75.0%

### GOALTENDING

COYOTES									
Goalie	GP	Min	W-L-OT	SO	GA	SA	SV	GAA	SV%
Darcy Kuemper	2	127	1-0-1	0	5	65	60	2.36	.923
Antti Raanta	2	100	1-1-0	1	6	48	42	3.60	.875
Adin Hill	1	19	0-0-0	0	0	8	8	0.00	1.000

OILERS									
Goalie	GP	Min	W-L-OT	SO	GA	SA	SV	GAA	SV%
Mikko Koskinen	3	186	1-1-1	0	8	80	72	2.59	.900
Mike Smith	1	60	1-0-0	0	3	30	27	3.00	.900

### GOALS BY PERIOD

COYOTES					OILERS				
1	2	3	OT	TOT	1	2	3	OT	TOT
2	7	2	1	12	5	4	3	0	12

### SHOTS BY PERIOD

COYOTES					OILERS				
1	2	3	OT	TOT	1	2	3	OT	TOT
43	34	31	3	111	34	44	41	3	122

SEE RECORDS SECTION FOR "ALL TIME VS THE OILERS" BREAKDOWN



## FLORIDA PANTHERS

2019-20 SEASON SERIES - Won: 1 Lost: 1 OT: 0

AT ARIZONA	COYOTES	PANTHERS	ATTEND	GOALTENDERS	W. GOAL
25 Feb '20	Coyotes 1	Panthers 2	12,391	Kuemper vs Bobrovsky	Mike Hoffman

AT FLORIDA	COYOTES	PANTHERS	ATTEND	GOALTENDERS	W. GOAL
07 Jan '20	Coyotes 5	Panthers 2	12,120	Hill vs Driedger	Taylor Hall

\* - Overtime \*\* - Shootout

### LAST TIME VS THE PANTHERS...

Last Home Win: February 26, 2019 (4-3, SO)  
 Last Home Loss: February 25, 2020 (2-1)  
 Last Home Tie: November 22, 2002 (3-3)  
 Last Road Win: January 7, 2020 (5-2)  
 Last Road Loss: March 21, 2019 (4-2)  
 Last Road Tie: None

### INDIVIDUAL SCORING

COYOTES													
Player	GP	G	A	P	+/-	PIM	PP	SH	GW	GT	EN	S	S%
Oliver Ekman-Larsson	2	1	2	3	3	2	0	0	0	0	0	9	11.1
Phil Kessel	2	0	3	3	2	0	0	0	0	0	0	2	0.0
Taylor Hall	2	1	1	2	-1	2	1	0	1	0	0	11	9.1
Lawson Crouse	2	1	0	1	2	2	0	0	0	0	1	9	11.1
Christian Dvorak	2	1	0	1	-1	0	1	0	0	0	0	2	50.0
Brad Richardson	2	1	0	1	0	0	0	1	0	0	0	6	16.7
Carl Soderberg	2	1	0	1	0	0	0	0	0	0	0	6	16.7
Vinnie Hinostroza	2	0	1	1	1	0	0	0	0	0	0	4	0.0
Derek Stepan	2	0	1	1	2	0	0	0	0	0	0	6	0.0
Jason Demers	1	0	1	1	2	0	0	0	0	0	0	0	0.0
Niklas Hjalmarsson	1	0	1	1	0	0	0	0	0	0	0	0	0.0
Conor Garland	2	0	0	0	0	0	0	0	0	0	0	4	0.0
Alex Goligoski	2	0	0	0	0	0	0	0	0	0	0	2	0.0
Clayton Keller	2	0	0	0	-1	0	0	0	0	0	0	3	0.0
Ilya Lyubushkin	2	0	0	0	-1	0	0	0	0	0	0	2	0.0
Jordan Oesterle	2	0	0	0	-2	0	0	0	0	0	0	1	0.0
Nick Schmaltz	2	0	0	0	-2	0	0	0	0	0	0	2	0.0
Jakob Chychrun	1	0	0	0	0	0	0	0	0	0	0	2	0.0
Christian Fischer	1	0	0	0	0	2	0	0	0	0	0	1	0.0
Barrett Hayton	1	0	0	0	0	2	0	0	0	0	0	3	0.0
Aaron Ness	1	0	0	0	0	0	0	0	0	0	0	0	0.0

POWER PLAY: 2-2 100.0% / PENALTY KILLING: 3-4 75.0%

PANTHERS													
Player	GP	G	A	P	+/-	PIM	PP	SH	GW	GT	EN	S	S%
Mike Hoffman	2	2	1	3	0	0	1	0	1	0	0	3	66.7
Noel Acciari	2	1	0	1	0	0	0	0	0	0	0	6	16.7
Frank Vatrano	2	1	0	1	2	0	0	0	0	0	0	3	33.3
Aleksander Barkov	2	0	1	1	-3	2	0	0	0	0	0	4	0.0
Aaron Ekblad	2	0	1	1	-1	0	0	0	0	0	0	4	0.0
Jonathan Huberdeau	2	0	1	1	-3	0	0	0	0	0	0	5	0.0
Riley Stillman	2	0	1	1	1	0	0	0	0	0	0	2	0.0
Keith Yandle	2	0	1	1	-3	0	0	0	0	0	0	4	0.0
Dominic Toninato	1	0	1	1	1	0	0	0	0	0	0	0	0.0
Vincent Trocheck	1	0	1	1	0	0	0	0	0	0	0	4	0.0
Brett Connolly	2	0	0	0	0	2	0	0	0	0	0	2	0.0
Evgenii Dadonov	2	0	0	0	-3	2	0	0	0	0	0	7	0.0
Mike Matheson	2	0	0	0	0	0	0	0	0	0	0	4	0.0
Colton Sceviour	2	0	0	0	0	0	0	0	0	0	0	2	0.0
Anton Stralman	2	0	0	0	1	0	0	0	0	0	0	8	0.0
Josh Brown	1	0	0	0	0	0	0	0	0	0	0	3	0.0
Erik Haula	1	0	0	0	1	0	0	0	0	0	0	0	0.0
Jayce Hawryluk	1	0	0	0	0	0	0	0	0	0	0	1	0.0
Denis Malgin	1	0	0	0	0	0	0	0	0	0	0	0	0.0
Mark Pysyk	1	0	0	0	0	0	0	0	0	0	0	2	0.0
Aleksi Saarela	1	0	0	0	0	0	0	0	0	0	0	0	0.0
Lucas Wallmark	1	0	0	0	0	0	0	0	0	0	0	1	0.0
MacKenzie Weegar	1	0	0	0	1	0	0	0	0	0	0	0	0.0

POWER PLAY: 1-4 25.0% / PENALTY KILLING: 0-2 0.0%

### GOALTENDING

COYOTES

Goalie	GP	Min	W-L-OT	SO	GA	SA	SV	GAA	SV%
Adin Hill	1	60	1-0-0	0	2	39	37	2.00	.949
Darcy Kuemper	1	58	0-1-0	0	2	26	24	2.08	.923

PANTHERS									
Goalie	GP	Min	W-L-OT	SO	GA	SA	SV	GAA	SV%
Sergei Bobrovsky	1	60	1-0-0	0	1	38	37	1.00	.974
Chris Driedger	1	59	0-1-0	0	4	36	32	4.07	.889

### GOALS BY PERIOD

COYOTES					PANTHERS				
1	2	3	OT	TOT	1	2	3	OT	TOT
1	3	2	0	6	0	3	1	0	4

### SHOTS BY PERIOD

COYOTES					PANTHERS				
1	2	3	OT	TOT	1	2	3	OT	TOT
23	28	24	0	75	24	17	24	0	65

SEE RECORDS SECTION FOR "ALL TIME VS THE PANTHERS" BREAKDOWN



## LOS ANGELES KINGS

2019-20 Season Series - Won: 2 Lost: 0 OT: 1

### LAST TIME VS THE KINGS...

Last Home Win: November 18, 2019 (3-0)  
 Last Home Loss: January 30, 2020 (3-2 OT)  
 Last Home Tie: December 26, 2001 (1-1)  
 Last Road Win: November 23, 2019 (3-2)  
 Last Road Loss: December 27, 2018 (2-1)  
 Last Road Tie: December 18, 2003 (4-4)

AT ARIZONA	COYOTES	KINGS	ATTEND	GOALTENDERS	W. GOAL
30 Jan '20 *	Coyotes 2	Kings 3	13,346	Hill vs Campbell	Alex Iafallo
18 Nov '19	Coyotes 3	Kings 0	12,210	Raanta vs Campbell	Conor Garland

AT LOS ANGELES	COYOTES	KINGS	ATTEND	GOALTENDERS	W. GOAL
23 Nov '19	Coyotes 3	Kings 2	15,912	Raanta vs Quick	Christian Fischer

\* - Overtime \*\* - Shootout

### INDIVIDUAL SCORING

COYOTES														KINGS													
Player	GP	G	A	P	+/-	PIM	PP	SH	GW	GT	EN	S	S%	Player	GP	G	A	P	+/-	PIM	PP	SH	GW	GT	EN	S	S%
Christian Dvorak	3	1	2	3	3	2	0	0	0	0	0	6	16.7	Alex Iafallo	3	3	0	3	1	4	1	0	1	0	0	7	42.9
Conor Garland	3	1	2	3	2	2	0	0	1	0	0	4	25.0	Anze Kopitar	3	1	2	3	0	0	1	0	0	0	0	7	14.3
Nick Schmaltz	3	1	2	3	1	0	0	0	0	0	0	1	100.0	Adrian Kempe	3	0	2	2	-1	0	0	0	0	0	0	4	0.0
Phil Kessel	3	1	1	2	-1	0	1	0	0	0	0	8	12.5	Sean Walker	3	0	2	2	2	0	0	0	0	0	0	7	0.0
Derek Stepan	3	1	1	2	0	0	1	0	0	0	0	5	20.0	Nikolai Prokhorkin	3	1	0	1	-1	2	0	0	0	0	0	2	50.0
Carl Soderberg	3	0	2	2	1	0	0	0	0	0	0	2	0.0	Dustin Brown	3	0	1	1	-1	2	0	0	0	0	0	10	0.0
Jakob Chychrun	3	1	0	1	2	4	1	0	0	0	0	8	12.5	Ben Hutton	3	0	1	1	1	2	0	0	0	0	0	5	0.0
Lawson Crouse	3	1	0	1	0	0	0	0	0	0	0	5	20.0	Matt Roy	3	0	1	1	0	0	0	0	0	0	0	6	0.0
Christian Fischer	3	1	0	1	1	2	0	0	1	0	1	1	100.0	Drew Doughty	2	0	1	1	-1	0	0	0	0	0	0	6	0.0
Jason Demers	3	0	1	1	4	0	0	0	0	0	0	3	0.0	Michael Amadio	3	0	0	0	1	0	0	0	0	0	0	1	0.0
Vinnie Hinostroza	3	0	1	1	-1	0	0	0	0	0	0	5	0.0	Jeff Carter	3	0	0	0	-3	2	0	0	0	0	0	6	0.0
Clayton Keller	3	0	1	1	1	2	0	0	0	0	0	7	0.0	Kyle Clifford	3	0	0	0	0	0	0	0	0	0	0	3	0.0
Taylor Hall	1	0	1	1	1	0	0	0	0	0	0	5	0.0	Blake Lizotte	3	0	0	0	0	2	0	0	0	0	0	7	0.0
Oliver Ekman-Larsson	3	0	0	0	1	0	0	0	0	0	0	3	0.0	Alec Martinez	3	0	0	0	-2	0	0	0	0	0	0	6	0.0
Alex Goligoski	3	0	0	0	-2	0	0	0	0	0	0	3	0.0	Tyler Toffoli	3	0	0	0	-3	0	0	0	0	0	0	15	0.0
Michael Grabner	2	0	0	0	0	2	0	0	0	0	0	0	0.0	Austin Wagner	3	0	0	0	0	0	0	0	0	0	0	5	0.0
Ilya Lyubushkin	2	0	0	0	1	0	0	0	0	0	0	0	0.0	Joakim Ryan	2	0	0	0	-3	2	0	0	0	0	0	6	0.0
Jordan Oesterle	2	0	0	0	0	2	0	0	0	0	0	1	0.0	Derek Forbort	1	0	0	0	0	0	0	0	0	0	0	2	0.0
Brad Richardson	2	0	0	0	-1	2	0	0	0	0	0	4	0.0	Carl Grundstrom	1	0	0	0	0	0	0	0	0	0	0	3	0.0
Barrett Hayton	1	0	0	0	0	0	0	0	0	0	0	1	0.0	Trevor Lewis	1	0	0	0	0	0	0	0	0	0	0	0	0.0
Niklas Hjalmarsson	1	0	0	0	-1	0	0	0	0	0	0	2	0.0	Matt Luff	1	0	0	0	-1	0	0	0	0	0	0	2	0.0
Aaron Ness	1	0	0	0	0	0	0	0	0	0	0	0	0.0	Kurtis MacDermid	1	0	0	0	-1	0	0	0	0	0	0	3	0.0

POWER PLAY: 3-7 42.9% / PENALTY KILLING: 6-8 75.0%

POWER PLAY: 2-8 25.0% / PENALTY KILLING: 4-7 57.1%

### GOALTENDING

COYOTES										KINGS									
Goalie	GP	Min	W-L-OT	SO	GA	SA	SV	GAA	SV%	Goalie	GP	Min	W-L-OT	SO	GA	SA	SV	GAA	SV%
Antti Raanta	2	120	2-0-0	1	2	76	74	1.00	.974	Jack Campbell	2	120	1-1-0	0	5	55	50	2.49	.909
Adin Hill	1	60	0-0-1	0	3	37	34	2.99	.919	Jonathan Quick	1	58	0-1-0	0	2	18	16	2.07	.889

### GOALS BY PERIOD

COYOTES					KINGS				
1	2	3	OT	TOT	1	2	3	OT	TOT
3	4	1	0	8	1	1	2	1	5

### SHOTS BY PERIOD

COYOTES					KINGS				
1	2	3	OT	TOT	1	2	3	OT	TOT
31	25	18	0	74	31	37	44	1	113

SEE RECORDS SECTION FOR "ALL TIME VS THE KINGS" BREAKDOWN



## MINNESOTA WILD

2019-20 Season Series - Won: 0 Lost: 3 OT: 0

### LAST TIME VS THE WILD...

Last Home Win: March 31, 2019 (4-0)  
 Last Home Loss: December 19, 2019 (8-5)  
 Last Home Tie: March 7, 2004 (1-1)  
 Last Road Win: November 27, 2018 (4-3)  
 Last Road Loss: November 14, 2019 (3-2)  
 Last Road Tie: March 17, 2002 (2-2)

AT ARIZONA	COYOTES	WILD	ATTEND	GOALTENDERS	W. GOAL
19 Dec '19	Coyotes 5	Wild 8	15,582	Kuemper, Raanta vs Dubnyk	Mats Zuccarello
09 Nov '19	Coyotes 3	Wild 4	14,428	Kuemper vs Dubnyk	Ryan Hartman

AT MINNESOTA	COYOTES	WILD	ATTEND	GOALTENDERS	W. GOAL
14 Nov '19	Coyotes 2	Wild 3	17,079	Raanta vs Dubnyk	Jordan Greenway

\* - Overtime \*\* - Shootout

### INDIVIDUAL SCORING

COYOTES													
Player	GP	G	A	P	+/-	PIM	PP	SH	GW	GT	EN	S	S%
Nick Schmaltz	3	0	5	5	0	0	0	0	0	0	0	4	0.0
Jakob Chychrun	3	3	0	3	-3	0	2	0	0	0	0	12	25.0
Oliver Ekman-Larsson	3	1	2	3	-1	6	0	0	0	0	0	8	12.5
Phil Kessel	3	1	1	2	-1	0	0	0	0	0	0	10	10.0
Christian Dvorak	3	0	2	2	1	0	0	0	0	0	0	10	0.0
Alex Goligoski	3	0	2	2	-3	4	0	0	0	0	0	4	0.0
Lawson Crouse	3	1	0	1	-1	0	0	0	0	0	0	7	14.3
Michael Grabner	3	1	0	1	-2	0	0	0	0	0	0	2	50.0
Vinnie Hinostroza	3	1	0	1	0	0	0	0	0	0	0	6	16.7
Clayton Keller	3	1	0	1	-3	0	0	0	0	0	0	8	12.5
Conor Garland	2	1	0	1	-1	0	0	0	0	0	0	3	33.3
Aaron Ness	3	0	1	1	0	0	0	0	0	0	0	3	0.0
Jordan Oesterle	3	0	1	1	-2	2	0	0	0	0	0	4	0.0
Carl Soderberg	3	0	1	1	1	0	0	0	0	0	0	7	0.0
Taylor Hall	1	0	1	1	-1	2	0	0	0	0	0	5	0.0
Christian Fischer	3	0	0	0	-4	0	0	0	0	0	0	2	0.0
Brad Richardson	3	0	0	0	-2	0	0	0	0	0	0	4	0.0
Derek Stepan	3	0	0	0	-4	0	0	0	0	0	0	2	0.0
Ilya Lyubushkin	2	0	0	0	0	0	0	0	0	0	0	2	0.0
Jason Demers	1	0	0	0	0	0	0	0	0	0	0	1	0.0

POWER PLAY: 2-10 20.0% / PENALTY KILLING: 4-6 66.7%

WILD													
Player	GP	G	A	P	+/-	PIM	PP	SH	GW	GT	EN	S	S%
Zach Parise	3	1	4	5	4	0	1	0	0	0	0	6	16.7
Kevin Fiala	3	2	1	3	1	4	0	0	0	0	0	7	28.6
Ryan Hartman	3	2	1	3	1	4	0	0	1	0	0	10	20.0
Brad Hunt	3	1	2	3	0	2	0	0	0	0	0	6	16.7
Eric Staal	3	1	2	3	1	4	0	0	0	0	0	5	20.0
Ryan Suter	3	1	2	3	2	0	0	0	0	0	0	8	12.5
Mats Zuccarello	3	1	2	3	1	0	0	0	1	0	0	6	16.7
Marcus Foligno	1	1	2	3	2	0	0	0	0	0	0	5	20.0
Jordan Greenway	3	1	1	2	0	0	0	0	1	0	0	5	20.0
Mikko Koivu	2	1	1	2	3	2	1	0	0	0	0	2	50.0
Jonas Brodin	3	0	2	2	4	0	0	0	0	0	0	6	0.0
Jared Spurgeon	3	0	2	2	2	0	0	0	0	0	0	4	0.0
Jason Zucker	2	0	2	2	-1	2	0	0	0	0	0	4	0.0
Ryan Donato	3	1	0	1	0	0	0	0	0	0	0	3	33.3
Matt Dumba	3	1	0	1	1	0	0	0	0	0	0	6	16.7
Luke Kunin	2	1	0	1	2	0	0	0	0	0	1	1	100.0
Victor Rask	3	0	1	1	2	2	0	0	0	0	0	2	0.0
Carson Soucy	3	0	1	1	2	4	0	0	0	0	0	2	0.0
Joel Eriksson Ek	2	0	1	1	-1	0	0	0	0	0	0	3	0.0
Nico Sturm	1	0	1	1	1	0	0	0	0	0	0	0	0.0
Luke Johnson	1	0	0	0	-1	0	0	0	0	0	0	0	0.0
Nick Seeler	1	0	0	0	-1	0	0	0	0	0	0	0	0.0

POWER PLAY: 2-6 33.3% / PENALTY KILLING: 8-10 80.0%

### GOALTENDING

COYOTES									
Goalie	GP	Min	W-L-OT	SO	GA	SA	SV	GAA	SV%
Antti Raanta	2	58	0-1-0	0	3	34	31	3.09	.912
Darcy Kuemper	2	115	0-2-0	0	11	56	45	5.74	.804

WILD									
Goalie	GP	Min	W-L-OT	SO	GA	SA	SV	GAA	SV%
Devan Dubnyk	3	180	3-0-0	0	10	104	94	3.33	.904

### GOALS BY PERIOD

COYOTES					WILD				
1	2	3	OT	TOT	1	2	3	OT	TOT
3	3	4	0	10	1	7	7	0	15

### SHOTS BY PERIOD

COYOTES					WILD				
1	2	3	OT	TOT	1	2	3	OT	TOT
34	32	38	0	104	32	36	23	0	91

SEE RECORDS SECTION FOR "ALL TIME VS THE WILD" BREAKDOWN



## MONTREAL CANADIENS

2019-20 Season Series - Won: 1 Lost: 1 OT: 0

### LAST TIME VS THE CANADIENS...

Last Home Win: February 15, 2018 (5-2)  
 Last Home Loss: October 30, 2019 (4-1)  
 Last Home Tie: March 10, 2001 (3-3)  
 Last Road Win: February 10, 2020 (3-2)  
 Last Road Loss: January 23, 2019 (2-1)  
 Last Road Tie: December 8, 2001 (3-3)

AT ARIZONA	COYOTES	CANADIENS	ATTEND	GOALTENDERS	W. GOAL
30 Oct '19	Coyotes 1	Canadiens 4	14,004	Raanta vs Price	Shea Weber

AT MONTREAL	COYOTES	CANADIENS	ATTEND	GOALTENDERS	W. GOAL
10 Feb '20	Coyotes 3	Canadiens 2	20,789	Raanta vs Price	Jakob Chychrun

\* - Overtime \*\* - Shootout

### INDIVIDUAL SCORING

COYOTES													
Player	GP	G	A	P	+/-	PIM	PP	SH	GW	GT	EN	S	S%
Jakob Chychrun	2	2	0	2	2	0	1	0	1	0	0	9	22.2
Derek Stepan	2	1	1	2	0	2	0	0	0	0	0	5	20.0
Phil Kessel	2	0	2	2	1	0	0	0	0	0	0	2	0.0
Taylor Hall	1	1	0	1	0	0	0	0	0	0	0	6	16.7
Christian Dvorak	2	0	1	1	0	2	0	0	0	0	0	4	0.0
Alex Goligoski	2	0	1	1	1	0	0	0	0	0	0	6	0.0
Clayton Keller	2	0	1	1	0	2	0	0	0	0	0	5	0.0
Lawson Crouse	2	0	0	0	-1	0	0	0	0	0	0	1	0.0
Oliver Ekman-Larsson	2	0	0	0	-4	4	0	0	0	0	0	1	0.0
Christian Fischer	2	0	0	0	-3	0	0	0	0	0	0	3	0.0
Conor Garland	2	0	0	0	0	0	0	0	0	0	0	11	0.0
Vinnie Hinostroza	2	0	0	0	-1	0	0	0	0	0	0	4	0.0
Ilya Lyubushkin	2	0	0	0	0	2	0	0	0	0	0	3	0.0
Nick Schmaltz	2	0	0	0	0	0	0	0	0	0	0	2	0.0
Carl Soderberg	2	0	0	0	-3	2	0	0	0	0	0	2	0.0
Jason Demers	1	0	0	0	-4	2	0	0	0	0	0	0	0.0
Michael Grabner	1	0	0	0	0	0	0	0	0	0	0	0	0.0
Barrett Hayton	1	0	0	0	-1	0	0	0	0	0	0	1	0.0
Niklas Hjalmarsson	1	0	0	0	-1	0	0	0	0	0	0	0	0.0
Aaron Ness	1	0	0	0	0	0	0	0	0	0	0	0	0.0
Jordan Oesterle	1	0	0	0	0	0	0	0	0	0	0	1	0.0
Brad Richardson	1	0	0	0	-1	0	0	0	0	0	0	1	0.0

POWER PLAY: 1-9 11.1% / PENALTY KILLING: 8-8 100.0%

CANADIENS													
Player	GP	G	A	P	+/-	PIM	PP	SH	GW	GT	EN	S	S%
Brendan Gallagher	2	2	0	2	2	0	0	0	0	0	0	7	28.6
Nick Cousins	2	1	1	2	1	2	0	0	0	0	0	3	33.3
Shea Weber	1	1	1	2	2	2	0	0	1	0	0	3	33.3
Phillip Danault	2	0	2	2	3	0	0	0	0	0	0	2	0.0
Tomas Tatar	2	0	2	2	3	2	0	0	0	0	0	4	0.0
Jonathan Drouin	2	1	0	1	-1	2	0	0	0	0	0	4	25.0
Jake Evans	1	1	0	1	1	0	0	0	0	0	0	1	100.0
Victor Mete	2	0	1	1	2	0	0	0	0	0	0	2	0.0
Jeff Petry	2	0	1	1	-1	0	0	0	0	0	0	5	0.0
Nick Suzuki	2	0	1	1	1	0	0	0	0	0	0	4	0.0
Nate Thompson	2	0	1	1	0	0	0	0	0	0	0	3	0.0
Joel Armia	2	0	0	0	0	2	0	0	0	0	0	4	0.0
Ben Chiarot	2	0	0	0	0	4	0	0	0	0	0	3	0.0
Max Domi	2	0	0	0	0	0	0	0	0	0	0	2	0.0
Artturi Lehkonen	2	0	0	0	-1	0	0	0	0	0	0	3	0.0
Paul Byron	1	0	0	0	0	0	0	0	0	0	0	1	0.0
Cale Fleury	1	0	0	0	1	0	0	0	0	0	0	1	0.0
Jesper Kotkaniemi	1	0	0	0	0	0	0	0	0	0	0	3	0.0
Ilya Kovalchuk	1	0	0	0	0	0	0	0	0	0	0	4	0.0
Brett Kulak	1	0	0	0	0	2	0	0	0	0	0	3	0.0
Xavier Ouellet	1	0	0	0	1	0	0	0	0	0	0	0	0.0
Mike Reilly	1	0	0	0	1	2	0	0	0	0	0	1	0.0
Marco Scandella	1	0	0	0	0	0	0	0	0	0	0	1	0.0

POWER PLAY: 0-8 0.0% / PENALTY KILLING: 8-9 88.9%

### GOALTENDING

COYOTES									
Goalie	GP	Min	W-L-OT	SO	GA	SA	SV	GAA	SV%
Antti Raanta	2	120	1-1-0	0	6	64	58	3.00	.906

CANADIENS									
Goalie	GP	Min	W-L-OT	SO	GA	SA	SV	GAA	SV%
Carey Price	2	119	1-1-0	0	4	67	63	2.02	.940

### GOALS BY PERIOD

COYOTES					CANADIENS				
1	2	3	OT	TOT	1	2	3	OT	TOT
1	1	2	0	4	3	1	2	0	6

### SHOTS BY PERIOD

COYOTES					CANADIENS				
1	2	3	OT	TOT	1	2	3	OT	TOT
25	25	17	0	67	23	13	28	0	64

SEE RECORDS SECTION FOR "ALL TIME VS THE CANADIENS" BREAKDOWN





## NASHVILLE PREDATORS

2019-20 Season Series - Won: 1 Lost: 1 OT: 0

### LAST TIME VS THE PREDATORS...

Last Home Win: October 17, 2019 (5-2)  
 Last Home Loss: March 15, 2018 (3-2)  
 Last Home Tie: None  
 Last Road Win: November 29, 2018 (3-0)  
 Last Road Loss: December 23, 2019 (3-2)  
 Last Road Tie: December 22, 2003 (3-3)

AT ARIZONA	COYOTES	PREDATORS	ATTEND	GOALTENDERS	W. GOAL
17 Oct '19	Coyotes 5	Predators 2	13,521	Kuemper vs Saros	Jakob Chychrun

AT NASHVILLE	COYOTES	PREDATORS	ATTEND	GOALTENDERS	W. GOAL
23 Dec '19	Coyotes 2	Predators 3	17,697	Raanta vs Rinne	Roman Josi

\* - Overtime \*\* - Shootout

### INDIVIDUAL SCORING

COYOTES														PREDATORS													
Player	GP	G	A	P	+/-	PIM	PP	SH	GW	GT	EN	S	S%	Player	GP	G	A	P	+/-	PIM	PP	SH	GW	GT	EN	S	S%
Alex Goligoski	2	0	3	3	2	2	0	0	0	0	0	2	0.0	Roman Josi	2	1	1	2	0	4	0	0	1	0	0	7	14.3
Clayton Keller	2	0	3	3	0	0	0	0	0	0	0	5	0.0	Ryan Ellis	2	0	2	2	1	0	0	0	0	0	0	4	0.0
Nick Schmaltz	2	0	3	3	2	2	0	0	0	0	0	3	0.0	Viktor Arvidsson	2	1	0	1	1	0	0	0	0	0	0	4	25.0
Jakob Chychrun	2	2	0	2	1	0	1	0	1	0	0	2	100.0	Nick Bonino	2	1	0	1	-2	0	0	0	0	0	0	3	33.3
Phil Kessel	2	2	0	2	-1	0	2	0	0	0	0	4	50.0	Dante Fabbro	2	1	0	1	1	2	0	0	0	0	0	4	25.0
Lawson Crouse	2	1	1	2	0	0	0	0	0	0	0	5	20.0	Filip Forsberg	1	1	0	1	-1	0	0	0	0	0	0	2	50.0
Derek Stepan	2	0	2	2	-2	0	0	0	0	0	0	5	0.0	Matt Duchene	2	0	1	1	0	0	0	0	0	0	0	3	0.0
Christian Dvorak	2	1	0	1	0	0	0	0	0	0	0	4	25.0	Mattias Ekholm	2	0	1	1	0	0	0	0	0	0	0	6	0.0
Carl Soderberg	2	1	0	1	1	0	0	0	0	0	1	2	50.0	Calle Jarnkrok	2	0	1	1	0	0	0	0	0	0	0	5	0.0
Jason Demers	2	0	0	0	-1	0	0	0	0	0	0	1	0.0	Craig Smith	2	0	1	1	2	0	0	0	0	0	0	4	0.0
Oliver Ekman-Larsson	2	0	0	0	-1	0	0	0	0	0	0	3	0.0	Kyle Turris	2	0	1	1	2	0	0	0	0	0	0	2	0.0
Conor Garland	2	0	0	0	1	2	0	0	0	0	0	4	0.0	Colin Blackwell	1	0	1	1	1	0	0	0	0	0	0	1	0.0
Michael Grabner	2	0	0	0	0	0	0	0	0	0	0	6	0.0	Mikael Granlund	2	0	0	0	0	2	0	0	0	0	0	2	0.0
Vinnie Hinostroza	2	0	0	0	-2	0	0	0	0	0	0	4	0.0	Rocco Grimaldi	2	0	0	0	1	2	0	0	0	0	0	5	0.0
Jordan Oesterle	2	0	0	0	-2	0	0	0	0	0	0	1	0.0	Dan Hamhuis	2	0	0	0	0	2	0	0	0	0	0	0	0.0
Brad Richardson	2	0	0	0	0	2	0	0	0	0	0	5	0.0	Ryan Johansen	2	0	0	0	0	2	0	0	0	0	0	2	0.0
Kyle Capobianco	1	0	0	0	0	2	0	0	0	0	0	0	0.0	Colton Sissons	2	0	0	0	-2	2	0	0	0	0	0	3	0.0
Christian Fischer	1	0	0	0	0	0	0	0	0	0	0	0	0.0	Daniel Carr	1	0	0	0	0	0	0	0	0	0	0	3	0.0
Jordan Gross	1	0	0	0	-1	0	0	0	0	0	0	2	0.0	Matt Irwin	1	0	0	0	0	0	0	0	0	0	0	4	0.0
Taylor Hall	1	0	0	0	-2	0	0	0	0	0	0	2	0.0	Austin Watson	1	0	0	0	0	0	0	0	0	0	0	2	0.0
														Yannick Weber	1	0	0	0	0	2	0	0	0	0	0	0	0.0

POWER PLAY: 3-8 37.5% / PENALTY KILLING: 4-4 100.0%

POWER PLAY: 0-4 0.0% / PENALTY KILLING: 5-8 62.5%

### GOALTENDING

COYOTES											PREDATORS										
Goalie	GP	Min	W-L-OT	SO	GA	SA	SV	GAA	SV%		Goalie	GP	Min	W-L-OT	SO	GA	SA	SV	GAA	SV%	
Darcy Kuemper	1	60	1-0-0	0	2	25	23	2.01	.920		Pekka Rinne	1	60	1-0-0	0	2	28	26	2.00	.929	
Antti Raanta	1	58	0-1-0	0	3	41	38	3.13	.927		Juuse Saros	1	60	0-1-0	0	4	31	27	4.03	.871	

### GOALS BY PERIOD

COYOTES					PREDATORS				
1	2	3	OT	TOT	1	2	3	OT	TOT
2	2	3	0	7	1	2	2	0	5

### SHOTS BY PERIOD

COYOTES					PREDATORS				
1	2	3	OT	TOT	1	2	3	OT	TOT
20	26	14	0	60	25	24	17	0	66

SEE RECORDS SECTION FOR "ALL TIME VS THE PREDATORS" BREAKDOWN



## NEW JERSEY DEVILS

2019-20 Season Series - Won: 1 Lost: 1 OT: 0

### LAST TIME VS THE DEVILS...

Last Home Win: December 2, 2017 (5-0)  
 Last Home Loss: December 14, 2019 (2-1)  
 Last Home Tie: December 3, 1990 (4-4)  
 Last Road Win: October 25, 2019 (5-3)  
 Last Road Loss: March 23, 2019 (2-1, SO)  
 Last Road Tie: January 2, 1993 (2-2)

AT ARIZONA	COYOTES	DEVILS	ATTEND	GOALTENDERS	W. GOAL
14 Dec '19	Coyotes 1	Devils 2	17,125	Kuemper vs Blackwood	Kyle Palmieri

AT NEW JERSEY	COYOTES	DEVILS	ATTEND	GOALTENDERS	W. GOAL
25 Oct '19	Coyotes 5	Devils 3	14,724	Raanta vs Blackwood	Barrett Hayton

\* - Overtime \*\* - Shootout

### INDIVIDUAL SCORING

COYOTES														DEVILS													
Player	GP	G	A	P	+/-	PIM	PP	SH	GW	GT	EN	S	S%	Player	GP	G	A	P	+/-	PIM	PP	SH	GW	GT	EN	S	S%
Jason Demers	1	0	3	3	4	0	0	0	0	0	0	0	0.0	Jack Hughes	2	1	2	3	0	0	1	0	0	0	0	6	16.7
Oliver Ekman-Larsson	2	1	1	2	3	2	0	0	0	0	0	6	16.7	Sami Vatanen	2	1	1	2	-1	2	0	0	0	0	0	6	16.7
Nick Schmaltz	2	1	1	2	2	2	0	0	0	0	0	5	20.0	Miles Wood	2	0	2	2	0	0	0	0	0	0	0	4	0.0
Alex Goligoski	2	1	0	1	-3	2	1	0	0	0	0	1	100.0	Michael McLeod	1	0	2	2	2	0	0	0	0	0	0	0	0.0
Michael Grabner	2	1	0	1	-1	0	0	1	0	0	0	2	50.0	Kyle Palmieri	2	1	0	1	1	0	0	0	1	0	0	3	33.3
Clayton Keller	2	1	0	1	1	2	0	0	0	0	1	7	14.3	Pavel Zacha	2	1	0	1	-1	0	0	0	0	0	0	4	25.0
Barrett Hayton	1	1	0	1	2	0	0	0	1	0	0	1	100.0	Jesper Boqvist	1	1	0	1	1	0	0	0	0	0	0	2	50.0
Lawson Crouse	2	0	1	1	-1	0	0	0	0	0	0	5	0.0	P.K. Subban	2	0	1	1	0	4	0	0	0	0	0	4	0.0
Vinnie Hinostroza	2	0	1	1	-2	2	0	0	0	0	0	1	0.0	Taylor Hall	1	0	1	1	-1	2	0	0	0	0	0	4	0.0
Phil Kessel	2	0	1	1	1	0	0	0	0	0	0	2	0.0	Matt Tennyson	1	0	1	1	-1	0	0	0	0	0	0	1	0.0
Jakob Chychrun	2	0	0	0	-3	0	0	0	0	0	0	1	0.0	Blake Coleman	2	0	0	0	-1	0	0	0	0	0	0	3	0.0
Christian Dvorak	2	0	0	0	0	0	0	0	0	0	0	3	0.0	Andy Greene	2	0	0	0	1	0	0	0	0	0	0	3	0.0
Christian Fischer	2	0	0	0	1	0	0	0	0	0	0	4	0.0	Nikita Gusev	2	0	0	0	-1	0	0	0	0	0	0	3	0.0
Conor Garland	2	0	0	0	1	0	0	0	0	0	0	2	0.0	Nico Hischier	2	0	0	0	-2	0	0	0	0	0	0	0	0.0
Ilya Lyubushkin	2	0	0	0	0	2	0	0	0	0	0	2	0.0	Mirco Mueller	2	0	0	0	0	2	0	0	0	0	0	1	0.0
Carl Soderberg	2	0	0	0	1	2	0	0	0	0	0	0	0.0	Damon Severson	2	0	0	0	0	0	0	0	0	0	0	4	0.0
Derek Stepan	2	0	0	0	-1	2	0	0	0	0	0	1	0.0	Wayne Simmonds	2	0	0	0	-1	2	0	0	0	0	0	5	0.0
Kyle Capobianco	1	0	0	0	1	0	0	0	0	0	0	0	0.0	Travis Zajac	2	0	0	0	-1	0	0	0	0	0	0	3	0.0
Aaron Ness	1	0	0	0	0	0	0	0	0	0	0	1	0.0	Jesper Bratt	1	0	0	0	0	0	0	0	0	0	0	5	0.0
Jordan Oesterle	1	0	0	0	0	0	0	0	0	0	0	4	0.0	Will Butcher	1	0	0	0	0	0	0	0	0	0	0	2	0.0
Brad Richardson	1	0	0	0	-2	0	0	0	0	0	0	1	0.0	John Hayden	1	0	0	0	-1	0	0	0	0	0	0	1	0.0
														Kevin Rooney	1	0	0	0	0	0	0	0	0	0	0	4	0.0

POWER PLAY: 1-6 16.7% / PENALTY KILLING: 7-8 87.5%

POWER PLAY: 1-8 12.5% / PENALTY KILLING: 5-6 83.3%

### GOALTENDING

COYOTES										DEVILS									
Goalie	GP	Min	W-L-OT	SO	GA	SA	SV	GAA	SV%	Goalie	GP	Min	W-L-OT	SO	GA	SA	SV	GAA	SV%
Antti Raanta	1	60	1-0-0	0	3	35	32	3.00	.914	Mackenzie Blackwood	2	119	1-1-0	0	5	48	43	2.51	.896
Darcy Kuemper	1	58	0-1-0	0	2	33	31	2.05	.939										

### GOALS BY PERIOD

COYOTES					DEVILS				
1	2	3	OT	TOT	1	2	3	OT	TOT
2	2	2	0	6	3	1	1	0	5

### SHOTS BY PERIOD

COYOTES					DEVILS				
1	2	3	OT	TOT	1	2	3	OT	TOT
16	18	15	0	49	27	17	24	0	68

SEE RECORDS SECTION FOR "ALL TIME VS THE DEVILS" BREAKDOWN



## NEW YORK ISLANDERS

2019-20 Season Series - Won: 1 Lost: 1 OT: 0

### LAST TIME VS THE ISLANDERS...

Last Home Win: February 17, 2020 (2-1)  
 Last Home Loss: December 18, 2018 (3-1)  
 Last Home Tie: March 25, 2001 (2-2)  
 Last Road Win: December 18, 2010 (4-3 S0)  
 Last Road Loss: October 24, 2019 (4-2)  
 Last Road Tie: January 10, 2000 (2-2)

AT ARIZONA	COYOTES	ISLANDERS	ATTEND	GOALTENDERS	W. GOAL
17 Feb '20	Coyotes 2	Islanders 1	13,956	Raanta vs Varlamov	Conor Garland

AT NEW YORK	COYOTES	ISLANDERS	ATTEND	GOALTENDERS	W. GOAL
24 Oct '19	Coyotes 2	Islanders 4	10,752	Kuemper vs Varlamov	Anders Lee

\* - Overtime \*\* - Shootout

### INDIVIDUAL SCORING

COYOTES														ISLANDERS														
Player	GP	G	A	P	+/-	PIM	PP	SH	GW	GT	EN	S	S%	Player	GP	G	A	P	+/-	PIM	PP	SH	GW	GT	EN	S	S%	
Conor Garland	2	2	0	2	-1	0	0	0	1	0	0	3	66.7	Josh Bailey	2	1	1	2	0	0	0	0	0	0	0	1	100.0	
Jakob Chychrun	2	0	2	2	2	0	0	0	0	0	0	4	0.0	Brock Nelson	2	0	2	2	1	2	0	0	0	0	0	5	0.0	
Phil Kessel	2	0	2	2	0	2	0	0	0	0	0	5	0.0	Ryan Pulock	2	0	2	2	1	0	0	0	0	0	0	2	0.0	
Clayton Keller	2	1	0	1	0	2	0	0	0	0	0	8	12.5	Anthony Beauvillier	2	1	0	1	2	0	0	0	0	0	0	6	16.7	
Michael Grabner	1	1	0	1	0	0	0	0	0	0	0	2	50.0	Derick Brassard	2	1	0	1	1	0	0	0	0	0	0	2	50.0	
Christian Dvorak	2	0	1	1	-2	0	0	0	0	0	0	5	0.0	Anders Lee	2	1	0	1	2	0	0	0	1	0	0	8	12.5	
Taylor Hall	1	0	1	1	0	0	0	0	0	0	0	2	0.0	Scott Mayfield	2	1	0	1	0	0	0	0	0	0	0	1	6	16.7
Lawson Crouse	2	0	0	0	0	0	0	0	0	0	0	1	0.0	Johnny Boychuk	2	0	1	1	0	0	0	0	0	0	0	1	0.0	
Oliver Ekman-Larsson	2	0	0	0	-2	2	0	0	0	0	0	2	0.0	Nick Leddy	2	0	1	1	0	0	0	0	0	0	0	4	0.0	
Christian Fischer	2	0	0	0	0	2	0	0	0	0	0	2	0.0	Devon Toews	2	0	1	1	-1	2	0	0	0	0	0	2	0.0	
Alex Goligoski	2	0	0	0	2	0	0	0	0	0	0	1	0.0	Andy Greene	1	0	1	1	1	0	0	0	0	0	0	2	0.0	
Vinnie Hinostroza	2	0	0	0	0	0	0	0	0	0	0	4	0.0	Mathew Barzal	2	0	0	0	1	2	0	0	0	0	0	4	0.0	
Ilya Lyubushkin	2	0	0	0	-1	0	0	0	0	0	0	2	0.0	Michael Dal Colle	2	0	0	0	0	0	0	0	0	0	0	0	0.0	
Brad Richardson	2	0	0	0	1	0	0	0	0	0	0	2	0.0	Matt Martin	2	0	0	0	-1	0	0	0	0	0	0	1	0.0	
Nick Schmaltz	2	0	0	0	0	0	0	0	0	0	0	2	0.0	Cole Bardreau	1	0	0	0	-1	0	0	0	0	0	0	1	0.0	
Carl Soderberg	2	0	0	0	0	0	0	0	0	0	0	4	0.0	Kieffer Bellows	1	0	0	0	-1	0	0	0	0	0	0	0	0.0	
Derek Stepan	2	0	0	0	-1	0	0	0	0	0	0	1	0.0	Casey Cizikas	1	0	0	0	-1	0	0	0	0	0	0	1	0.0	
Kyle Capobianco	1	0	0	0	-1	0	0	0	0	0	0	0	0.0	Cal Clutterbuck	1	0	0	0	1	0	0	0	0	0	0	1	0.0	
Jason Demers	1	0	0	0	-1	0	0	0	0	0	0	3	0.0	Jordan Eberle	1	0	0	0	0	0	0	0	0	0	0	3	0.0	
Niklas Hjalmarsson	1	0	0	0	-1	0	0	0	0	0	0	0	0.0	Ross Johnston	1	0	0	0	0	0	0	0	0	0	0	0	0.0	
Jordan Oesterle	1	0	0	0	0	0	0	0	0	0	0	2	0.0	Leo Komarov	1	0	0	0	-1	0	0	0	0	0	0	0	0.0	
POWER PLAY: 0-5 0.0% / PENALTY KILLING: 4-4 100.0%														Adam Pelech	1	0	0	0	1	2	0	0	0	0	0	1	0.0	
														Oliver Wahlstrom	1	0	0	0	0	2	0	0	0	0	0	0	0.0	

POWER PLAY: 0-5 0.0% / PENALTY KILLING: 4-4 100.0%

POWER PLAY: 0-4 0.0% / PENALTY KILLING: 5-5 100.0%

### GOALTENDING

COYOTES											ISLANDERS										
Goalie	GP	Min	W-L-OT	SO	GA	SA	SV	GAA	SV%		Goalie	GP	Min	W-L-OT	SO	GA	SA	SV	GAA	SV%	
Antti Raanta	1	60	1-0-0	0	1	29	28	1.00	.966		Semyon Varlamov	2	119	1-1-0	0	4	55	51	2.02	.927	
Darcy Kuemper	1	59	0-1-0	0	3	21	18	3.07	.857												

### GOALS BY PERIOD

COYOTES					ISLANDERS				
1	2	3	OT	TOT	1	2	3	OT	TOT
2	0	2	0	4	1	1	3	0	5

### SHOTS BY PERIOD

COYOTES					ISLANDERS				
1	2	3	OT	TOT	1	2	3	OT	TOT
21	19	15	0	55	19	14	18	0	51

SEE RECORDS SECTION FOR "ALL TIME VS THE ISLANDERS" BREAKDOWN



## NEW YORK RANGERS

2019-20 Season Series - Won: 1 Lost: 0 OT: 0

AT ARIZONA	COYOTES	RANGERS	ATTEND	GOALTENDERS	W. GOAL
------------	---------	---------	--------	-------------	---------

### LAST TIME VS THE RANGERS...

Last Home Win: January 6, 2019 (5-0)  
 Last Home Loss: January 6, 2018 (2-1, SO)  
 Last Home Tie: December 28, 1999 (2-2)  
 Last Road Win: October 22, 2019 (3-2 OT)  
 Last Road Loss: October 26, 2017 (5-2)  
 Last Road Tie: November 20, 1989 (3-3)

AT NEW YORK	COYOTES	RANGERS	ATTEND	GOALTENDERS	W. GOAL
22 Oct '19 *	Coyotes 3	Rangers 2	17,435	Kuemper vs Georgiev	Christian Dvorak

\* - Overtime \*\* - Shootout

### INDIVIDUAL SCORING

COYOTES														RANGERS													
Player	GP	G	A	P	+/-	PIM	PP	SH	GW	GT	EN	S	S%	Player	GP	G	A	P	+/-	PIM	PP	SH	GW	GT	EN	S	S%
Alex Goligoski	1	1	1	2	2	0	1	0	0	0	0	2	50.0	Tony DeAngelo	1	2	0	2	-1	0	1	0	0	0	0	3	66.7
Lawson Crouse	1	1	0	1	1	0	0	0	0	0	0	2	50.0	Pavel Buchnevich	1	0	1	1	0	4	0	0	0	0	0	1	0.0
Christian Dvorak	1	1	0	1	1	0	0	0	1	0	0	3	33.3	Kaapo Kakko	1	0	1	1	0	0	0	0	0	0	0	0	0.0
Jakob Chychrun	1	0	1	1	1	0	0	0	0	0	0	2	0.0	Brendan Lemieux	1	0	1	1	0	0	0	0	0	0	0	1	0.0
Christian Fischer	1	0	1	1	1	2	0	0	0	0	0	7	0.0	Ryan Strome	1	0	1	1	0	2	0	0	0	0	0	1	0.0
Clayton Keller	1	0	1	1	0	0	0	0	0	0	0	3	0.0	Lias Andersson	1	0	0	0	0	0	0	0	0	0	0	0	0.0
Nick Schmaltz	1	0	1	1	0	0	0	0	0	0	0	1	0.0	Jesper Fast	1	0	0	0	0	0	0	0	0	0	0	1	0.0
Carl Soderberg	1	0	1	1	1	0	0	0	0	0	0	0	0.0	Adam Fox	1	0	0	0	0	2	0	0	0	0	0	0	0.0
Kyle Capobianco	1	0	0	0	-1	0	0	0	0	0	0	0	0.0	Libor Hajek	1	0	0	0	0	0	0	0	0	0	0	1	0.0
Jason Demers	1	0	0	0	0	0	0	0	0	0	0	3	0.0	Brett Howden	1	0	0	0	0	0	0	0	0	0	0	0	0.0
Oliver Ekman-Larsson	1	0	0	0	0	0	0	0	0	0	0	6	0.0	Chris Kreider	1	0	0	0	0	0	0	0	0	0	0	2	0.0
Conor Garland	1	0	0	0	0	0	0	0	0	0	0	0	0.0	Greg McKegg	1	0	0	0	0	0	0	0	0	0	0	1	0.0
Michael Grabner	1	0	0	0	0	0	0	0	0	0	0	0	0.0	Artemi Panarin	1	0	0	0	-1	0	0	0	0	0	0	2	0.0
Vinnie Hinostroza	1	0	0	0	0	0	0	0	0	0	0	1	0.0	Brady Skjei	1	0	0	0	0	0	0	0	0	0	0	2	0.0
Phil Kessel	1	0	0	0	-1	0	0	0	0	0	0	2	0.0	Brendan Smith	1	0	0	0	0	2	0	0	0	0	0	0	0.0
Ilya Lyubushkin	1	0	0	0	-1	0	0	0	0	0	0	0	0.0	Marc Staal	1	0	0	0	0	0	0	0	0	0	0	0	0.0
Brad Richardson	1	0	0	0	0	0	0	0	0	0	0	1	0.0	Jacob Trouba	1	0	0	0	0	0	0	0	0	0	0	3	0.0
Derek Stepan	1	0	0	0	-1	0	0	0	0	0	0	2	0.0	Mika Zibanejad	1	0	0	0	-1	0	0	0	0	0	0	1	0.0

POWER PLAY: 1-5 20.0% / PENALTY KILLING: 1-2 50.0%

POWER PLAY: 1-2 50.0% / PENALTY KILLING: 4-5 80.0%

### GOALTENDING

COYOTES										RANGERS									
Goalie	GP	Min	W-L-OT	SO	GA	SA	SV	GAA	SV%	Goalie	GP	Min	W-L-OT	SO	GA	SA	SV	GAA	SV%
Darcy Kuemper	1	61	1-0-0	0	2	19	17	1.97	.895	Alexandar Georgiev	1	61	0-0-1	0	3	35	32	2.95	.914

### GOALS BY PERIOD

COYOTES						RANGERS					
1	2	3	OT	TOT		1	2	3	OT	TOT	
1	1	0	1	3		0	2	0	0	2	

### SHOTS BY PERIOD

COYOTES						RANGERS					
1	2	3	OT	TOT		1	2	3	OT	TOT	
21	8	5	1	35		4	12	3	0	19	

SEE RECORDS SECTION FOR "ALL TIME VS THE RANGERS" BREAKDOWN



## OTTAWA SENATORS

2019-20 Season Series - Won: 1 Lost: 1 OT: 0

### LAST TIME VS THE SENATORS...

Last Home Win: October 19, 2019 (5-2)  
 Last Home Loss: March 9, 2017 (3-2 OT)  
 Last Home Tie: January 11, 1998 (4-4)  
 Last Road Win: January 22, 2019 (3-2)  
 Last Road Loss: February 13, 2020 (3-2)  
 Last Road Tie: February 1, 1993 (4-4)

AT ARIZONA	COYOTES	SENATORS	ATTEND	GOALTENDERS	W. GOAL
19 Oct '19	Coyotes 5	Senators 2	17,125	Raanta vs Anderson	Conor Garland

AT OTTAWA	COYOTES	SENATORS	ATTEND	GOALTENDERS	W. GOAL
13 Feb '20	Coyotes 2	Senators 3	9,762	Raanta vs Hogberg	Nick Paul

\* - Overtime \*\* - Shootout

### INDIVIDUAL SCORING

#### COYOTES

Player	GP	G	A	P	+/-	PIM	PP	SH	GW	GT	EN	S	S%
Oliver Ekman-Larsson	2	2	0	2	1	2	1	0	0	0	0	5	40.0
Conor Garland	2	1	1	2	-1	0	0	0	1	0	0	4	25.0
Alex Goligoski	2	0	2	2	-2	0	0	0	0	0	0	2	0.0
Nick Schmaltz	2	0	2	2	-1	0	0	0	0	0	0	4	0.0
Lawson Crouse	2	1	0	1	1	0	0	0	0	0	1	5	20.0
Carl Soderberg	2	1	0	1	0	0	1	0	0	0	0	3	33.3
Kyle Capobianco	1	1	0	1	2	0	0	0	0	0	0	2	50.0
Jordan Oesterle	1	1	0	1	0	0	0	0	0	0	0	3	33.3
Vinnie Hinostroza	2	0	1	1	1	0	0	0	0	0	0	4	0.0
Clayton Keller	2	0	1	1	-1	0	0	0	0	0	0	3	0.0
Brad Richardson	2	0	1	1	1	0	0	0	0	0	0	2	0.0
Derek Stepan	2	0	1	1	1	0	0	0	0	0	0	3	0.0
Taylor Hall	1	0	1	1	0	2	0	0	0	0	0	2	0.0
Jakob Chychrun	2	0	0	0	-3	0	0	0	0	0	0	6	0.0
Christian Dvorak	2	0	0	0	0	0	0	0	0	0	0	7	0.0
Christian Fischer	2	0	0	0	-1	0	0	0	0	0	0	0	0.0
Phil Kessel	2	0	0	0	2	2	0	0	0	0	0	2	0.0
Ilya Lyubushkin	2	0	0	0	2	2	0	0	0	0	0	0	0.0
Jason Demers	1	0	0	0	2	0	0	0	0	0	0	1	0.0
Michael Grabner	1	0	0	0	1	0	0	0	0	0	0	1	0.0
Niklas Hjalmarsson	1	0	0	0	0	0	0	0	0	0	0	2	0.0

POWER PLAY: 2-7 28.6% / PENALTY KILLING: 4-5 80.0%

#### SENATORS

Player	GP	G	A	P	+/-	PIM	PP	SH	GW	GT	EN	S	S%
Vladislav Namestnikov	2	2	0	2	0	0	0	1	0	0	0	7	28.6
Chris Tierney	2	1	1	2	0	0	1	0	0	0	0	3	33.3
Thomas Chabot	2	0	2	2	-1	0	0	0	0	0	0	9	0.0
Nick Paul	2	1	0	1	1	0	0	0	1	0	0	4	25.0
Brady Tkachuk	2	1	0	1	0	2	0	0	0	0	0	4	25.0
Connor Brown	2	0	1	1	0	4	0	0	0	0	0	3	0.0
Artem Anisimov	1	0	1	1	1	0	0	0	0	0	0	2	0.0
Drake Batherson	1	0	1	1	1	0	0	0	0	0	0	5	0.0
Mark Borowiecki	2	0	0	0	0	0	0	0	0	0	0	3	0.0
Dylan DeMelo	2	0	0	0	-3	0	0	0	0	0	0	1	0.0
Anthony Duclair	2	0	0	0	0	2	0	0	0	0	0	3	0.0
Tyler Ennis	2	0	0	0	-4	0	0	0	0	0	0	7	0.0
Ron Hainsey	2	0	0	0	1	0	0	0	0	0	0	2	0.0
Jean-Gabriel Pageau	2	0	0	0	2	0	0	0	0	0	0	5	0.0
Colin White	2	0	0	0	-4	2	0	0	0	0	0	4	0.0
Nikita Zaitsev	2	0	0	0	1	2	0	0	0	0	0	1	0.0
Erik Brannstrom	1	0	0	0	-1	0	0	0	0	0	0	2	0.0
Filip Chlapik	1	0	0	0	-1	0	0	0	0	0	0	1	0.0
Mike Reilly	1	0	0	0	1	0	0	0	0	0	0	0	0.0
Bobby Ryan	1	0	0	0	-1	0	0	0	0	0	0	1	0.0
Scott Sabourin	1	0	0	0	0	0	0	0	0	0	0	0	0.0
Jordan Szwarz	1	0	0	0	0	2	0	0	0	0	0	0	0.0

POWER PLAY: 1-5 20.0% / PENALTY KILLING: 5-7 71.4%

### GOALTENDING

#### COYOTES

Goalie	GP	Min	W-L-OT	SO	GA	SA	SV	GAA	SV%
Antti Raanta	2	119	1-1-0	0	5	67	62	2.53	.925

#### SENATORS

Goalie	GP	Min	W-L-OT	SO	GA	SA	SV	GAA	SV%
Marcus Hogberg	1	60	1-0-0	0	2	34	32	2.00	.941
Craig Anderson	1	59	0-1-0	0	4	26	22	4.09	.846

### GOALS BY PERIOD

#### COYOTES

1	2	3	OT	TOT
2	2	3	0	7

#### SENATORS

1	2	3	OT	TOT
2	0	3	0	5

### SHOTS BY PERIOD

#### COYOTES

1	2	3	OT	TOT
17	20	24	0	61

#### SENATORS

1	2	3	OT	TOT
15	18	34	0	67

SEE RECORDS SECTION FOR "ALL TIME VS THE SENATORS" BREAKDOWN





## PHILADELPHIA FLYERS

2019-20 Season Series - Won: 2 Lost: 0 OT: 0

### LAST TIME VS THE FLYERS...

Last Home Win: January 4, 2020 (6-2)  
 Last Home Loss: November 5, 2018 (5-2)  
 Last Home Tie: April 4, 1994 (2-2)  
 Last Road Win: December 5, 2019 (3-1)  
 Last Road Loss: November 8, 2018 (5-4, OT)  
 Last Road Tie: None

AT ARIZONA	COYOTES	FLYERS	ATTEND	GOALTENDERS	W. GOAL
04 Jan '20	Coyotes 6	Flyers 2	17,125	Raanta, Hill vs Elliott, Hart	Clayton Keller

AT PHILADELPHIA	COYOTES	FLYERS	ATTEND	GOALTENDERS	W. GOAL
05 Dec '19	Coyotes 3	Flyers 1	17,440	Kuemper vs Elliott	Conor Garland

\* - Overtime \*\* - Shootout

### INDIVIDUAL SCORING

#### COYOTES

Player	GP	G	A	P	+/-	PIM	PP	SH	GW	GT	EN	S	S%
Clayton Keller	2	2	2	4	2	0	1	0	1	0	0	5	40.0
Phil Kessel	2	2	1	3	-1	2	2	0	0	0	1	4	50.0
Derek Stepan	2	1	1	2	0	0	0	1	0	0	1	6	16.7
Jakob Chychrun	2	0	2	2	4	4	0	0	0	0	0	2	0.0
Nick Schmaltz	2	0	2	2	3	2	0	0	0	0	0	2	0.0
Lawson Crouse	2	1	0	1	0	0	0	0	0	0	0	2	50.0
Conor Garland	2	1	0	1	-1	0	0	0	1	0	0	2	50.0
Jordan Oesterle	2	1	0	1	1	2	0	0	0	0	0	3	33.3
Brad Richardson	2	1	0	1	2	0	0	0	0	0	0	1	100.0
Christian Dvorak	2	0	1	1	-1	2	0	0	0	0	0	3	0.0
Oliver Ekman-Larsson	2	0	1	1	-2	0	0	0	0	0	0	0	0.0
Alex Goligoski	2	0	1	1	3	0	0	0	0	0	0	0	0.0
Vinnie Hinostroza	2	0	1	1	2	4	0	0	0	0	0	2	0.0
Ilya Lyubushkin	2	0	1	1	0	0	0	0	0	0	0	1	0.0
Carl Soderberg	2	0	1	1	2	0	0	0	0	0	0	0	0.0
Taylor Hall	1	0	1	1	-1	0	0	0	0	0	0	2	0.0
Jason Demers	2	0	0	0	0	0	0	0	0	0	0	3	0.0
Christian Fischer	2	0	0	0	1	0	0	0	0	0	0	2	0.0
Michael Grabner	1	0	0	0	0	0	0	0	0	0	0	0	0.0

POWER PLAY: 3-9 33.3% / PENALTY KILLING: 7-7 100.0%

#### FLYERS

Player	GP	G	A	P	+/-	PIM	PP	SH	GW	GT	EN	S	S%
Sean Couturier	2	0	2	2	1	2	0	0	0	0	0	5	0.0
Justin Braun	2	1	0	1	1	0	0	0	0	0	0	4	25.0
Matt Niskanen	2	1	0	1	-2	0	0	0	0	0	0	3	33.3
Tyler Pitlick	2	1	0	1	0	0	0	0	0	0	0	4	25.0
Shayne Gostisbehere	2	0	1	1	-1	0	0	0	0	0	0	2	0.0
Jakub Voracek	2	0	1	1	-1	0	0	0	0	0	0	3	0.0
Joel Farabee	2	0	0	0	0	0	0	0	0	0	0	3	0.0
Claude Giroux	2	0	0	0	0	6	0	0	0	0	0	1	0.0
Kevin Hayes	2	0	0	0	-2	2	0	0	0	0	0	4	0.0
Travis Konecny	2	0	0	0	-2	2	0	0	0	0	0	4	0.0
Scott Laughton	2	0	0	0	-2	4	0	0	0	0	0	2	0.0
Philippe Myers	2	0	0	0	0	2	0	0	0	0	0	2	0.0
Ivan Provorov	2	0	0	0	-3	0	0	0	0	0	0	3	0.0
Travis Sanheim	2	0	0	0	-1	2	0	0	0	0	0	6	0.0
James van Riemsdyk	2	0	0	0	-1	0	0	0	0	0	0	5	0.0
Andy Andreoff	1	0	0	0	0	0	0	0	0	0	0	0	0.0
Nicolas Aube-Kubel	1	0	0	0	1	0	0	0	0	0	0	2	0.0
Morgan Frost	1	0	0	0	-1	0	0	0	0	0	0	0	0.0
Robert Hagg	1	0	0	0	0	0	0	0	0	0	0	0	0.0
Oskar Lindblom	1	0	0	0	1	0	0	0	0	0	0	3	0.0
Michael Raffl	1	0	0	0	-3	0	0	0	0	0	0	2	0.0

POWER PLAY: 0-7 0.0% / PENALTY KILLING: 6-9 66.7%

### GOALTENDING

#### COYOTES

Goalie	GP	Min	W-L-OT	SO	GA	SA	SV	GAA	SV%
Antti Raanta	1	40	1-0-0	0	0	17	17	0.00	1.000
Darcy Kuemper	1	60	1-0-0	0	1	29	28	1.00	.966
Adin Hill	1	20	0-0-0	0	2	12	10	6.00	.833

#### FLYERS

Goalie	GP	Min	W-L-OT	SO	GA	SA	SV	GAA	SV%
Brian Elliott	2	100	0-1-0	0	4	26	22	2.39	.846
Carter Hart	1	16	0-1-0	0	3	12	9	11.08	.750

### GOALS BY PERIOD

COYOTES					FLYERS				
1	2	3	OT	TOT	1	2	3	OT	TOT
4	1	4	0	9	0	0	3	0	3

### SHOTS BY PERIOD

COYOTES					FLYERS				
1	2	3	OT	TOT	1	2	3	OT	TOT
17	10	13	0	40	15	20	23	0	58

SEE RECORDS SECTION FOR "ALL TIME VS THE FLYERS" BREAKDOWN



## PITTSBURGH PENGUINS

2019-20 Season Series - Won: 0 Lost: 1 OT: 1

### LAST TIME VS THE PENGUINS...

Last Home Win: February 11, 2017 (4-3, OT)  
 Last Home Loss: January 12, 2020 (4-3 SO)  
 Last Home Tie: December 12, 1997 (2-2)  
 Last Road Win: March 25, 2014 (3-2)  
 Last Road Loss: December 6, 2019 (2-0)  
 Last Road Tie: None

AT ARIZONA	COYOTES	PENGUINS	ATTEND	GOALTENDERS	W. GOAL
12 Jan '20 **	Coyotes 3	Penguins 4	13,755	Hill vs Jarry	Teddy Blueger

AT PITTSBURGH	COYOTES	PENGUINS	ATTEND	GOALTENDERS	W. GOAL
06 Dec '19	Coyotes 0	Penguins 2	18,432	Raanta vs Jarry	Evgeni Malkin

\* - Overtime \*\* - Shootout

### INDIVIDUAL SCORING

COYOTES														PENGUINS													
Player	GP	G	A	P	+/-	PIM	PP	SH	GW	GT	EN	S	S%	Player	GP	G	A	P	+/-	PIM	PP	SH	GW	GT	EN	S	S%
Taylor Hall	1	1	1	2	2	0	0	0	0	0	0	2	50.0	Evgeni Malkin	2	1	2	3	-2	2	0	0	1	0	0	4	25.0
Conor Garland	2	1	0	1	1	2	0	0	0	0	0	4	25.0	Brandon Tanev	2	2	0	2	2	2	0	1	0	0	1	4	50.0
Derek Stepan	2	1	0	1	0	0	0	0	0	0	0	5	20.0	Jared McCann	2	1	0	1	0	0	1	0	0	0	0	7	14.3
Christian Dvorak	2	0	1	1	2	0	0	0	0	0	0	3	0.0	Patric Hornqvist	1	1	0	1	0	0	1	0	0	0	0	3	33.3
Alex Goligoski	2	0	1	1	0	0	0	0	0	0	0	4	0.0	Teddy Blueger	2	0	1	1	2	2	0	0	0	0	0	7	0.0
Niklas Hjalmarsson	1	0	1	1	0	2	0	0	0	0	0	0	0.0	Alex Galchenyuk	2	0	1	1	-1	2	0	0	0	0	0	1	0.0
Jakob Chychrun	2	0	0	0	-1	0	0	0	0	0	0	5	0.0	Chad Ruhwedel	2	0	1	1	1	0	0	0	0	0	0	2	0.0
Lawson Crouse	2	0	0	0	0	2	0	0	0	0	0	4	0.0	Bryan Rust	2	0	1	1	-1	2	0	0	0	0	0	4	0.0
Jason Demers	2	0	0	0	1	0	0	0	0	0	0	1	0.0	Jake Guentzel	1	0	1	1	1	4	0	0	0	0	0	2	0.0
Oliver Ekman-Larsson	2	0	0	0	1	2	0	0	0	0	0	5	0.0	Juuso Riikola	1	0	1	1	1	0	0	0	0	0	0	2	0.0
Christian Fischer	2	0	0	0	-1	2	0	0	0	0	0	1	0.0	Zach Aston-Reese	2	0	0	0	1	0	0	0	0	0	0	3	0.0
Vinnie Hinostroza	2	0	0	0	0	2	0	0	0	0	0	7	0.0	Jack Johnson	2	0	0	0	-1	0	0	0	0	0	0	2	0.0
Clayton Keller	2	0	0	0	-1	2	0	0	0	0	0	7	0.0	Dominik Kahun	2	0	0	0	-3	0	0	0	0	0	0	4	0.0
Phil Kessel	2	0	0	0	-1	0	0	0	0	0	0	6	0.0	Sam Lafferty	2	0	0	0	0	0	0	0	0	0	0	1	0.0
Jordan Oesterle	2	0	0	0	0	0	0	0	0	0	0	2	0.0	Kris Letang	2	0	0	0	0	0	0	0	0	0	0	5	0.0
Brad Richardson	2	0	0	0	-3	0	0	0	0	0	0	1	0.0	John Marino	2	0	0	0	0	0	0	0	0	0	0	0	0.0
Nick Schmaltz	2	0	0	0	-1	0	0	0	0	0	0	0	0.0	Marcus Pettersson	2	0	0	0	-1	4	0	0	0	0	0	3	0.0
Carl Soderberg	2	0	0	0	0	0	0	0	0	0	0	2	0.0	Dominik Simon	2	0	0	0	0	0	0	0	0	0	0	1	0.0
Michael Grabner	1	0	0	0	0	0	0	0	0	0	0	1	0.0	Andrew Agozzino	1	0	0	0	0	2	0	0	0	0	0	3	0.0
Ilya Lyubushkin	1	0	0	0	0	0	0	0	0	0	0	0	0.0	Stefan Noesen	1	0	0	0	0	0	0	0	0	0	0	1	0.0
														Justin Schultz	1	0	0	0	0	0	0	0	0	0	1	0.0	

POWER PLAY: 0-9 0.0% / PENALTY KILLING: 4-6 66.7%

POWER PLAY: 2-6 33.3% / PENALTY KILLING: 9-9 100.0%

### GOALTENDING

COYOTES										PENGUINS									
Goalie	GP	Min	W-L-OT	SO	GA	SA	SV	GAA	SV%	Goalie	GP	Min	W-L-OT	SO	GA	SA	SV	GAA	SV%
Antti Raanta	1	58	0-1-0	0	1	25	24	1.03	.960	Tristan Jarry	2	125	2-0-0	1	3	60	57	1.44	.950
Adin Hill	1	64	0-0-1	0	3	34	31	2.80	.912										

### GOALS BY PERIOD

COYOTES					PENGUINS				
1	2	3	OT	TOT	1	2	3	OT	TOT
1	1	1	0	3	1	1	3	0	5

### SHOTS BY PERIOD

COYOTES					PENGUINS				
1	2	3	OT	TOT	1	2	3	OT	TOT
19	14	22	5	60	11	31	15	3	60

SEE RECORDS SECTION FOR "ALL TIME VS THE PENGUINS" BREAKDOWN



## SAN JOSE SHARKS

2019-20 Season Series - Won: 2 Lost: 1 OT: 0

### LAST TIME VS THE SHARKS...

Last Home Win: January 14, 2020 (6-3)  
 Last Home Loss: November 30, 2019 (4-2)  
 Last Home Tie: October 19, 1995 (3-3)  
 Last Road Win: December 17, 2019 (3-2)  
 Last Road Loss: February 2, 2019 (3-2, OT)  
 Last Road Tie: October 25, 2003 (4-4)

AT ARIZONA	COYOTES	SHARKS	ATTEND	GOALTENDERS	W. GOAL
14 Jan '20	Coyotes 6	Sharks 3	14,716	Hill vs Dell	Lawson Crouse
30 Nov '19	Coyotes 2	Sharks 4	15,485	Raanta vs Jones	Timo Meier

AT SAN JOSE	COYOTES	SHARKS	ATTEND	GOALTENDERS	W. GOAL
17 Dec '19	Coyotes 3	Sharks 2	16,076	Kuemper vs Dell	Oliver Ekman-Larsson

\* - Overtime \*\* - Shootout

### INDIVIDUAL SCORING

COYOTES													
Player	GP	G	A	P	+/-	PIM	PP	SH	GW	GT	EN	S	S%
Derek Stepan	3	2	3	5	4	0	0	0	0	0	0	8	25.0
Taylor Hall	2	2	2	4	3	0	0	0	0	0	1	6	33.3
Conor Garland	3	1	3	4	0	2	0	0	0	0	1	10	10.0
Phil Kessel	3	2	1	3	0	0	1	0	0	0	0	8	25.0
Lawson Crouse	3	1	2	3	3	0	0	0	1	0	0	7	14.3
Nick Schmaltz	3	1	1	2	-3	0	0	0	0	0	0	4	25.0
Christian Dvorak	3	0	2	2	1	0	0	0	0	0	0	1	0.0
Clayton Keller	3	0	2	2	-1	0	0	0	0	0	0	9	0.0
Oliver Ekman-Larsson	3	1	0	1	4	0	0	0	1	0	0	4	25.0
Carl Soderberg	3	1	0	1	-2	0	0	0	0	0	0	7	14.3
Vinnie Hinostroza	3	0	1	1	2	0	0	0	0	0	0	3	0.0
Jordan Oesterle	3	0	1	1	0	0	0	0	0	0	0	2	0.0
Jason Demers	2	0	1	1	3	2	0	0	0	0	0	0	0.0
Jakob Chychrun	3	0	0	0	-2	4	0	0	0	0	0	2	0.0
Alex Goligoski	3	0	0	0	-3	0	0	0	0	0	0	3	0.0
Michael Grabner	3	0	0	0	-1	0	0	0	0	0	0	2	0.0
Brad Richardson	3	0	0	0	-2	4	0	0	0	0	0	1	0.0
Ilya Lyubushkin	2	0	0	0	2	2	0	0	0	0	0	1	0.0
Christian Fischer	1	0	0	0	0	0	0	0	0	0	0	3	0.0
Niklas Hjalmarsson	1	0	0	0	1	0	0	0	0	0	0	1	0.0
Aaron Ness	1	0	0	0	0	0	0	0	0	0	0	0	0.0

POWER PLAY: 1-8 12.5% / PENALTY KILLING: 7-8 87.5%

SHARKS													
Player	GP	G	A	P	+/-	PIM	PP	SH	GW	GT	EN	S	S%
Tomas Hertl	3	2	2	4	0	2	0	0	0	0	0	6	33.3
Evander Kane	3	1	2	3	-2	4	1	0	0	0	0	9	11.1
Erik Karlsson	3	0	3	3	1	4	0	0	0	0	0	7	0.0
Timo Meier	3	2	0	2	-3	0	0	0	1	0	0	9	22.2
Logan Couture	2	2	0	2	1	0	0	0	0	0	0	1	5 40.0
Kevin Labanc	3	1	1	2	-1	2	0	0	0	0	0	8	12.5
Dylan Gambrell	2	1	0	1	0	0	0	0	0	0	0	2	50.0
Brent Burns	3	0	1	1	-2	0	0	0	0	0	0	9	0.0
Barclay Goodrow	3	0	1	1	2	0	0	0	0	0	0	5	0.0
Melker Karlsson	3	0	1	1	1	0	0	0	0	0	0	2	0.0
Patrick Marleau	3	0	1	1	-1	0	0	0	0	0	0	5	0.0
Marc-Edouard Vlasic	3	0	1	1	2	0	0	0	0	0	0	1	0.0
Antti Suomela	2	0	1	1	-2	0	0	0	0	0	0	0	0.0
Brenden Dillon	3	0	0	0	-4	0	0	0	0	0	0	1	0.0
Marcus Sorensen	3	0	0	0	-2	0	0	0	0	0	0	7	0.0
Joe Thornton	3	0	0	0	-2	0	0	0	0	0	0	4	0.0
Mario Ferraro	2	0	0	0	-1	0	0	0	0	0	0	2	0.0
Radim Simek	2	0	0	0	1	2	0	0	0	0	0	0	0.0
Noah Gregor	1	0	0	0	1	0	0	0	0	0	0	3	0.0
Tim Heed	1	0	0	0	-1	0	0	0	0	0	0	0	0.0
Joel Kellman	1	0	0	0	0	0	0	0	0	0	0	0	0.0
Jacob Middleton	1	0	0	0	0	0	0	0	0	0	0	0	0.0
Stefan Noesen	1	0	0	0	0	2	0	0	0	0	0	1	0.0

POWER PLAY: 1-8 12.5% / PENALTY KILLING: 7-8 87.5%

### GOALTENDING

COYOTES									
Goalie	GP	Min	W-L-OT	SO	GA	SA	SV	GAA	SV%
Darcy Kuemper	1	60	1-0-0	0	2	28	26	2.00	.929
Adin Hill	1	60	1-0-0	0	3	28	25	3.00	.893
Antti Raanta	1	59	0-1-0	0	3	29	26	3.05	.897

SHARKS									
Goalie	GP	Min	W-L-OT	SO	GA	SA	SV	GAA	SV%
Martin Jones	1	60	1-0-0	0	2	23	21	2.00	.913
Aaron Dell	2	117	0-2-0	0	7	57	50	3.59	.877

### GOALS BY PERIOD

COYOTES					SHARKS				
1	2	3	OT	TOT	1	2	3	OT	TOT
4	3	4	0	11	2	5	2	0	9

### SHOTS BY PERIOD

COYOTES					SHARKS				
1	2	3	OT	TOT	1	2	3	OT	TOT
23	29	30	0	82	27	35	24	0	86

SEE RECORDS SECTION FOR "ALL TIME VS THE SHARKS" BREAKDOWN



## ST. LOUIS BLUES

2019-20 Season Series- Won: 2 Lost: 1 OT: 0

AT ARIZONA	COYOTES	BLUES	ATTEND	GOALTENDERS	W. GOAL
31 Dec '19	Coyotes 3	Blues 1	14,618	Raanta vs Allen	Phil Kessel

AT ST. LOUIS	COYOTES	BLUES	ATTEND	GOALTENDERS	W. GOAL
20 Feb '20	Coyotes 0	Blues 1	18,096	Raanta vs Binnington	Ryan O'Reilly
12 Nov '19 **	Coyotes 3	Blues 2	18,096	Kuemper vs Binnington	Nick Schmaltz

\* - Overtime \*\* - Shootout

### LAST TIME VS THE BLUES...

Last Home Win: December 31, 2019 (3-1)  
 Last Home Loss: February 14, 2019 (4-0)  
 Last Home Tie: December 20, 2002 (3-3)  
 Last Road Win: November 12, 2019 (3-2 SO)  
 Last Road Loss: February 20, 2020 (1-0)  
 Last Road Tie: December 20, 2003 (1-1)

### INDIVIDUAL SCORING

COYOTES														BLUES													
Player	GP	G	A	P	+/-	PIM	PP	SH	GW	GT	EN	S	S%	Player	GP	G	A	P	+/-	PIM	PP	SH	GW	GT	EN	S	S%
Conor Garland	3	2	0	2	-1	2	2	0	0	0	0	5	40.0	Colton Parayko	3	1	1	2	3	0	0	0	0	0	0	18	5.6
Clayton Keller	3	1	1	2	-1	0	0	0	0	0	0	7	14.3	Brayden Schenn	3	0	2	2	1	0	0	0	0	0	0	8	0.0
Jakob Chychrun	2	0	2	2	1	2	0	0	0	0	0	1	0.0	Tyler Bozak	3	1	0	1	1	0	0	0	0	0	0	3	33.3
Phil Kessel	3	1	0	1	1	0	0	0	1	0	0	4	25.0	Ryan O'Reilly	3	1	0	1	0	0	0	0	1	0	0	8	12.5
Nick Schmaltz	3	1	0	1	0	0	1	0	0	0	1	4	25.0	Jaden Schwartz	3	1	0	1	1	0	0	0	0	0	0	7	14.3
Lawson Crouse	3	0	1	1	0	2	0	0	0	0	0	4	0.0	Ivan Barbashev	3	0	1	1	1	4	0	0	0	0	0	2	0.0
Christian Dvorak	3	0	1	1	-1	0	0	0	0	0	0	8	0.0	Alex Pietrangelo	3	0	1	1	0	2	0	0	0	0	0	7	0.0
Alex Goligoski	3	0	1	1	1	2	0	0	0	0	0	0	0.0	Oskar Sundqvist	3	0	1	1	1	2	0	0	0	0	0	10	0.0
Carl Soderberg	3	0	1	1	0	2	0	0	0	0	0	2	0.0	Robert Thomas	3	0	1	1	2	0	0	0	0	0	0	7	0.0
Derek Stepan	3	0	1	1	0	0	0	0	0	0	0	8	0.0	Alexander Steen	2	0	1	1	1	0	0	0	0	0	0	2	0.0
Oliver Ekman-Larsson	3	0	0	0	0	2	0	0	0	0	0	4	0.0	Vince Dunn	3	0	0	0	0	0	0	0	0	0	0	6	0.0
Christian Fischer	3	0	0	0	-1	0	0	0	0	0	0	0	0.0	Justin Faulk	3	0	0	0	-1	4	0	0	0	0	0	8	0.0
Ilya Lyubushkin	3	0	0	0	-2	2	0	0	0	0	0	0	0.0	David Perron	3	0	0	0	-1	0	0	0	0	0	0	8	0.0
Jordan Oesterle	3	0	0	0	-3	2	0	0	0	0	0	1	0.0	Sammy Blais	2	0	0	0	0	2	0	0	0	0	0	7	0.0
Brad Richardson	3	0	0	0	-1	0	0	0	0	0	0	0	0.0	Jay Bouwmeester	2	0	0	0	1	0	0	0	0	0	0	2	0.0
Jason Demers	2	0	0	0	0	2	0	0	0	0	0	3	0.0	Jacob de la Rose	2	0	0	0	0	2	0	0	0	0	0	3	0.0
Taylor Hall	2	0	0	0	-1	0	0	0	0	0	0	7	0.0	Carl Gunnarsson	2	0	0	0	0	0	0	0	0	0	0	4	0.0
Vinnie Hinostroza	2	0	0	0	-1	0	0	0	0	0	0	1	0.0	Jordan Kyrrou	2	0	0	0	-1	2	0	0	0	0	0	5	0.0
Michael Grabner	1	0	0	0	0	0	0	0	0	0	0	1	0.0	Mackenzie MacEachern	2	0	0	0	1	0	0	0	0	0	0	4	0.0
Barrett Hayton	1	0	0	0	0	0	0	0	0	0	0	2	0.0	Zach Sanford	2	0	0	0	-1	0	0	0	0	0	0	1	0.0
Niklas Hjalmarsson	1	0	0	0	-1	0	0	0	0	0	0	0	0.0	Robert Bortuzzo	1	0	0	0	0	0	0	0	0	0	0	0	0.0
Aaron Ness	1	0	0	0	0	0	0	0	0	0	0	0	0.0	Marco Scandella	1	0	0	0	1	0	0	0	0	0	0	0	0.0

POWER PLAY: 3-10 30.0% / PENALTY KILLING: 10-10 100.0%

POWER PLAY: 0-10 0.0% / PENALTY KILLING: 7-10 70.0%

### GOALTENDING

COYOTES											BLUES										
Goalie	GP	Min	W-L-OT	SO	GA	SA	SV	GAA	SV%		Goalie	GP	Min	W-L-OT	SO	GA	SA	SV	GAA	SV%	
Antti Raanta	2	117	1-1-0	0	2	85	83	1.02	.976		Jordan Binnington	2	125	1-0-1	1	2	36	34	0.96	.944	
Darcy Kuemper	1	64	1-0-0	0	2	35	33	1.87	.943		Jake Allen	1	58	0-1-0	0	2	25	23	2.05	.920	

### GOALS BY PERIOD

COYOTES						BLUES					
1	2	3	OT	TOT		1	2	3	OT	TOT	
1	1	3	0	5		2	1	1	0	4	

### SHOTS BY PERIOD

COYOTES						BLUES					
1	2	3	OT	TOT		1	2	3	OT	TOT	
28	18	14	2	62		28	53	35	4	120	

SEE RECORDS SECTION FOR "ALL TIME VS THE BLUES" BREAKDOWN



## TAMPA BAY LIGHTNING

2019-20 Season Series - Won: 1 Lost: 1 OT: 0

### LAST TIME VS THE LIGHTNING...

Last Home Win: February 22, 2020 (7-3)  
 Last Home Loss: December 14, 2017 (4-1)  
 Last Home Tie: None  
 Last Road Win: March 26, 2018 (4-1)  
 Last Road Loss: January 9, 2020 (4-0)  
 Last Road Tie: None

AT ARIZONA	COYOTES	LIGHTNING	ATTEND	GOALTENDERS	W. GOAL
22 Feb '20	Coyotes 7	Lightning 3	14,825	Raanta vs Vasilevskiy	Brad Richardson

AT TAMPA BAY	COYOTES	LIGHTNING	ATTEND	GOALTENDERS	W. GOAL
09 Jan '20	Coyotes 0	Lightning 4	19,092	Hill vs Vasilevskiy	Alex Killorn

\* - Overtime \*\* - Shootout

### INDIVIDUAL SCORING

#### COYOTES

Player	GP	G	A	P	+/-	PIM	PP	SH	GW	GT	EN	S	S%
Conor Garland	2	2	2	4	1	0	1	0	0	0	0	6	33.3
Clayton Keller	2	2	1	3	1	0	0	0	0	0	0	6	33.3
Derek Stepan	2	1	1	2	-1	0	0	0	0	0	0	5	20.0
Alex Goligoski	2	0	2	2	-1	0	0	0	0	0	0	4	0.0
Taylor Hall	2	0	2	2	-1	4	0	0	0	0	0	6	0.0
Brad Richardson	2	1	0	1	0	0	0	0	1	0	0	5	20.0
Carl Soderberg	2	1	0	1	0	0	1	0	0	0	0	8	12.5
Lawson Crouse	2	0	1	1	-2	0	0	0	0	0	0	2	0.0
Oliver Ekman-Larsson	2	0	1	1	2	0	0	0	0	0	0	3	0.0
Ilya Lyubushkin	2	0	1	1	2	0	0	0	0	0	0	4	0.0
Nick Schmaltz	2	0	1	1	-1	0	0	0	0	0	0	2	0.0
Christian Dvorak	2	0	0	0	-2	0	0	0	0	0	0	1	0.0
Vinnie Hinostroza	2	0	0	0	-1	0	0	0	0	0	0	3	0.0
Phil Kessel	2	0	0	0	-1	0	0	0	0	0	0	5	0.0
Jordan Oesterle	2	0	0	0	-3	2	0	0	0	0	0	2	0.0
Jakob Chychrun	1	0	0	0	-2	0	0	0	0	0	0	1	0.0
Jason Demers	1	0	0	0	-1	0	0	0	0	0	0	1	0.0
Christian Fischer	1	0	0	0	0	0	0	0	0	0	0	1	0.0
Barrett Hayton	1	0	0	0	1	0	0	0	0	0	0	1	0.0
Niklas Hjalmarsson	1	0	0	0	-2	0	0	0	0	0	0	0	0.0
Aaron Ness	1	0	0	0	1	0	0	0	0	0	0	0	0.0

#### LIGHTNING

Player	GP	G	A	P	+/-	PIM	PP	SH	GW	GT	EN	S	S%
Nikita Kucherov	2	2	1	3	1	2	0	0	0	0	0	8	25.0
Steven Stamkos	2	0	3	3	2	0	0	0	0	0	0	3	0.0
Alex Killorn	2	1	1	2	3	0	0	0	1	0	0	3	33.3
Brayden Point	2	1	1	2	1	0	0	0	0	0	0	5	20.0
Pat Maroon	2	0	2	2	2	0	0	0	0	0	0	1	0.0
Cameron Gaunce	1	0	2	2	1	2	0	0	0	0	0	2	0.0
Cedric Paquette	1	0	2	2	2	2	0	0	0	0	0	1	0.0
Anthony Cirelli	2	1	0	1	0	0	0	0	0	0	0	4	25.0
Ondrej Palat	2	1	0	1	-3	0	0	0	0	0	0	3	33.3
Mikhail Sergachev	2	1	0	1	3	2	0	0	0	0	0	5	20.0
Yanni Gourde	2	0	1	1	-2	0	0	0	0	0	0	1	0.0
Jan Rutta	1	0	1	1	2	0	0	0	0	0	0	4	0.0
Erik Cernak	2	0	0	0	2	0	0	0	0	0	0	2	0.0
Braydon Coburn	2	0	0	0	-2	2	0	0	0	0	0	3	0.0
Victor Hedman	2	0	0	0	0	2	0	0	0	0	0	9	0.0
Tyler Johnson	2	0	0	0	-1	2	0	0	0	0	0	0	0.0
Kevin Shattenkirk	2	0	0	0	0	0	0	0	0	0	0	3	0.0
Carter Verhaeghe	2	0	0	0	0	0	0	0	0	0	0	1	0.0
Blake Coleman	1	0	0	0	1	0	0	0	0	0	0	3	0.0
Luke Schenn	1	0	0	0	-2	0	0	0	0	0	0	2	0.0
Mitchell Stephens	1	0	0	0	0	0	0	0	0	0	0	1	0.0

POWER PLAY: 2-7 28.6% / PENALTY KILLING: 2-2 100.0%

POWER PLAY: 0-2 0.0% / PENALTY KILLING: 5-7 71.4%

### GOALTENDING

#### COYOTES

Goalie	GP	Min	W-L-OT	SO	GA	SA	SV	GAA	SV%
Antti Raanta	1	60	1-0-0	0	3	30	27	3.00	.900
Adin Hill	1	60	0-1-0	0	4	34	30	4.01	.882

#### LIGHTNING

Goalie	GP	Min	W-L-OT	SO	GA	SA	SV	GAA	SV%
Andrei Vasilevskiy	2	120	1-1-0	1	7	66	59	3.50	.894

### GOALS BY PERIOD

COYOTES					LIGHTNING				
1	2	3	OT	TOT	1	2	3	OT	TOT
2	2	3	0	7	3	4	0	0	7

### SHOTS BY PERIOD

COYOTES					LIGHTNING				
1	2	3	OT	TOT	1	2	3	OT	TOT
21	26	19	0	66	20	23	21	0	64

SEE RECORDS SECTION FOR "ALL TIME VS THE LIGHTNING" BREAKDOWN





## TORONTO MAPLE LEAFS

2019-20 Season Series - Won: 0 Lost: 1 OT: 1

### LAST TIME VS THE MAPLE LEAFS...

Last Home Win: February 16, 2019 (2-0)  
 Last Home Loss: November 21, 2019 (3-1)  
 Last Home Tie: March 27, 1997 (1-1)  
 Last Road Win: January 20, 2019 (4-2)  
 Last Road Loss: February 11, 2020 (3-2 OT)  
 Last Road Tie: March 13, 1996 (3-3)

AT ARIZONA	COYOTES	MAPLE LEAFS	ATTEND	GOALTENDERS	W. GOAL
21 Nov '19	Coyotes 1	Maple Leafs 3	12,495	Kuemper vs Andersen	Pierre Engvall

AT TORONTO	COYOTES	MAPLE LEAFS	ATTEND	GOALTENDERS	W. GOAL
11 Feb '20 *	Coyotes 2	Maple Leafs 3	19,039	Hill vs Campbell	Kasperii Kapanen

\* - Overtime \*\* - Shootout

### INDIVIDUAL SCORING

COYOTES														MAPLE LEAFS													
Player	GP	G	A	P	+/-	PIM	PP	SH	GW	GT	EN	S	S%	Player	GP	G	A	P	+/-	PIM	PP	SH	GW	GT	EN	S	S%
Christian Dvorak	2	1	1	2	-1	0	0	0	0	0	0	1	100.0	Zach Hyman	2	2	0	2	2	2	0	0	0	0	0	4	50.0
Vinnie Hinostroza	2	1	0	1	1	0	0	0	0	0	0	4	25.0	Tyson Barrie	2	1	1	2	2	0	0	0	0	0	0	4	25.0
Carl Soderberg	2	1	0	1	0	0	0	0	0	0	0	5	20.0	Alexander Kerfoot	2	0	2	2	1	0	0	0	0	0	0	4	0.0
Jakob Chychrun	2	0	1	1	1	2	0	0	0	0	0	2	0.0	Ilya Mikheyev	1	0	2	2	2	0	0	0	0	0	0	4	0.0
Oliver Ekman-Larsson	2	0	1	1	-3	0	0	0	0	0	0	2	0.0	Pierre Engvall	2	1	0	1	1	0	0	1	1	0	0	3	33.3
Conor Garland	2	0	1	1	-1	0	0	0	0	0	0	5	0.0	Kasperii Kapanen	2	1	0	1	1	0	0	0	1	0	0	3	33.3
Jordan Oesterle	2	0	1	1	-1	0	0	0	0	0	0	3	0.0	Auston Matthews	2	1	0	1	0	0	0	0	0	0	0	9	11.1
Brad Richardson	2	0	1	1	1	0	0	0	0	0	0	3	0.0	Jake Muzzin	2	0	1	1	1	4	0	0	0	0	0	4	0.0
Lawson Crouse	2	0	0	0	-2	0	0	0	0	0	0	5	0.0	William Nylander	2	0	1	1	0	2	0	0	0	0	0	4	0.0
Christian Fischer	2	0	0	0	1	0	0	0	0	0	0	2	0.0	John Tavares	2	0	1	1	2	0	0	0	0	0	0	9	0.0
Alex Goligoski	2	0	0	0	0	0	0	0	0	0	0	4	0.0	Travis Dermott	2	0	0	0	1	0	0	0	0	0	0	4	0.0
Clayton Keller	2	0	0	0	-1	0	0	0	0	0	0	5	0.0	Justin Holl	2	0	0	0	2	0	0	0	0	0	0	7	0.0
Phil Kessel	2	0	0	0	-3	2	0	0	0	0	0	3	0.0	Andreas Johnsson	2	0	0	0	-1	0	0	0	0	0	0	2	0.0
Nick Schmaltz	2	0	0	0	-1	2	0	0	0	0	0	1	0.0	Jason Spezza	2	0	0	0	-1	0	0	0	0	0	0	4	0.0
Derek Stepan	2	0	0	0	-2	0	0	0	0	0	0	6	0.0	Pontus Aberg	1	0	0	0	0	0	0	0	0	0	0	1	0.0
Jason Demers	1	0	0	0	-1	0	0	0	0	0	0	4	0.0	Cody Ceci	1	0	0	0	0	0	0	0	0	0	0	0	0.0
Taylor Hall	1	0	0	0	-1	0	0	0	0	0	0	7	0.0	Kyle Clifford	1	0	0	0	0	2	0	0	0	0	0	3	0.0
Barrett Hayton	1	0	0	0	0	0	0	0	0	0	0	2	0.0	Frederik Gauthier	1	0	0	0	0	0	0	0	0	0	0	0	0.0
Niklas Hjalmarsson	1	0	0	0	0	0	0	0	0	0	0	3	0.0	Timothy Liljegren	1	0	0	0	-1	0	0	0	0	0	0	0	0.0
Ilya Lyubushkin	1	0	0	0	0	0	0	0	0	0	0	1	0.0	Mitchell Marner	1	0	0	0	0	0	0	0	0	0	0	2	0.0
Aaron Ness	1	0	0	0	0	0	0	0	0	0	0	0	0.0	Nic Petan	1	0	0	0	0	0	0	0	0	0	0	1	0.0
POWER PLAY: 0-6 0.0% / PENALTY KILLING: 3-3 100.0%														Morgan Rielly	1	0	0	0	1	2	0	0	0	0	0	1	0.0
														Rasmus Sandin	1	0	0	0	-1	0	0	0	0	0	0	1	0.0

POWER PLAY: 0-6 0.0% / PENALTY KILLING: 3-3 100.0%

POWER PLAY: 0-3 0.0% / PENALTY KILLING: 6-6 100.0%

### GOALTENDING

COYOTES										MAPLE LEAFS									
Goalie	GP	Min	W-L-OT	SO	GA	SA	SV	GAA	SV%	Goalie	GP	Min	W-L-OT	SO	GA	SA	SV	GAA	SV%
Adin Hill	1	64	0-0-1	0	3	41	38	2.83	.927	Frederik Andersen	1	60	1-0-0	0	1	31	30	1.00	.968
Darcy Kuemper	1	60	0-1-0	0	3	33	30	3.00	.909	Jack Campbell	1	64	1-0-0	0	2	37	35	1.88	.946

### GOALS BY PERIOD

COYOTES					MAPLE LEAFS				
1	2	3	OT	TOT	1	2	3	OT	TOT
1	1	1	0	3	2	1	2	1	6

### SHOTS BY PERIOD

COYOTES					MAPLE LEAFS				
1	2	3	OT	TOT	1	2	3	OT	TOT
25	24	16	3	68	24	24	22	4	74

SEE RECORDS SECTION FOR "ALL TIME VS THE MAPLE LEAFS" BREAKDOWN



## VANCOUVER CANUCKS

2019-20 Season Series - Won: 1 Lost: 1 OT: 0

### LAST TIME VS THE CANUCKS...

Last Home Win: February 28, 2019 (5-2)  
 Last Home Loss: February 25, 2018 (3-1)  
 Last Home Tie: April 2, 2003 (3-3)  
 Last Road Win: March 4, 2020 (4-2)  
 Last Road Loss: January 16, 2020 (3-1)  
 Last Road Tie: October 26, 2003 (3-3)

AT ARIZONA	COYOTES	CANUCKS	ATTEND	GOALTENDERS	W. GOAL
------------	---------	---------	--------	-------------	---------

AT VANCOUVER	COYOTES	CANUCKS	ATTEND	GOALTENDERS	W. GOAL
04 Mar '20	Coyotes 4	Canucks 2	17,363	Kuemper vs Demko	Lawson Crouse
16 Jan '20	Coyotes 1	Canucks 3	18,871	Hill vs Markstrom	Jake Virtanen

\* - Overtime \*\* - Shootout

### INDIVIDUAL SCORING

#### COYOTES

Player	GP	G	A	P	+/-	PIM	PP	SH	GW	GT	EN	S	S%
Oliver Ekman-Larsson	2	1	2	3	3	0	0	0	0	0	1	5	20.0
Carl Soderberg	2	1	1	2	2	0	1	0	0	0	0	8	12.5
Lawson Crouse	2	1	0	1	1	0	0	0	1	0	0	4	25.0
Christian Dvorak	2	1	0	1	-1	0	0	0	0	0	0	3	33.3
Nick Schmaltz	2	1	0	1	0	0	0	0	0	0	0	5	20.0
Taylor Hall	2	0	1	1	-1	0	0	0	0	0	0	6	0.0
Vinnie Hinostroza	2	0	1	1	1	0	0	0	0	0	0	6	0.0
Niklas Hjalmarsson	2	0	1	1	1	0	0	0	0	0	0	1	0.0
Derek Stepan	2	0	1	1	2	0	0	0	0	0	0	7	0.0
Jason Demers	2	0	0	0	-2	2	0	0	0	0	0	3	0.0
Conor Garland	2	0	0	0	0	0	0	0	0	0	0	2	0.0
Alex Goligoski	2	0	0	0	-1	2	0	0	0	0	0	3	0.0
Clayton Keller	2	0	0	0	-2	2	0	0	0	0	0	6	0.0
Phil Kessel	2	0	0	0	-1	0	0	0	0	0	0	3	0.0
Ilya Lyubushkin	2	0	0	0	2	2	0	0	0	0	0	0	0.0
Michael Chaput	1	0	0	0	-1	2	0	0	0	0	0	2	0.0
Jakob Chychrun	1	0	0	0	0	0	0	0	0	0	0	4	0.0
Michael Grabner	1	0	0	0	0	0	0	0	0	0	0	2	0.0
Barrett Hayton	1	0	0	0	0	0	0	0	0	0	0	0	0.0
Jordan Oesterle	1	0	0	0	-1	0	0	0	0	0	0	2	0.0
Brad Richardson	1	0	0	0	2	0	0	0	0	0	0	3	0.0

#### CANUCKS

Player	GP	G	A	P	+/-	PIM	PP	SH	GW	GT	EN	S	S%
Tanner Pearson	2	2	0	2	1	0	0	0	0	0	1	8	25.0
Jake Virtanen	2	1	1	2	2	0	0	0	1	0	0	8	12.5
Quinn Hughes	2	0	2	2	-1	2	0	0	0	0	0	1	0.0
J.T. Miller	2	0	2	2	0	0	0	0	0	0	0	5	0.0
Elias Pettersson	2	0	2	2	0	0	0	0	0	0	0	2	0.0
Bo Horvat	2	1	0	1	1	0	1	0	0	0	0	5	20.0
Tyler Toffoli	1	1	0	1	-1	2	1	0	0	0	0	5	20.0
Alexander Edler	2	0	1	1	2	0	0	0	0	0	0	4	0.0
Loui Eriksson	2	0	1	1	0	0	0	0	0	0	0	1	0.0
Oscar Fantenberg	2	0	0	0	-2	2	0	0	0	0	0	2	0.0
Adam Gaudette	2	0	0	0	-2	0	0	0	0	0	0	0	0.0
Tyler Motte	2	0	0	0	-2	2	0	0	0	0	0	3	0.0
Antoine Roussel	2	0	0	0	-2	0	0	0	0	0	0	6	0.0
Troy Stecher	2	0	0	0	1	0	0	0	0	0	0	1	0.0
Brandon Sutter	2	0	0	0	-1	0	0	0	0	0	0	3	0.0
Christopher Tanev	2	0	0	0	1	0	0	0	0	0	0	1	0.0
Jay Beagle	1	0	0	0	0	0	0	0	0	0	0	0	0.0
Jordie Benn	1	0	0	0	-1	0	0	0	0	0	0	2	0.0
Brock Boeser	1	0	0	0	-1	0	0	0	0	0	0	3	0.0
Zack MacEwen	1	0	0	0	0	2	0	0	0	0	0	1	0.0
Tyler Myers	1	0	0	0	-1	0	0	0	0	0	0	2	0.0

POWER PLAY: 1-5 20.0% / PENALTY KILLING: 3-5 60.0%

POWER PLAY: 2-5 40.0% / PENALTY KILLING: 4-5 80.0%

### GOALTENDING

#### COYOTES

Goalie	GP	Min	W-L-OT	SO	GA	SA	SV	GAA	SV%
Darcy Kuemper	1	60	1-0-0	0	2	38	36	2.00	.947
Adin Hill	1	59	0-1-0	0	2	24	22	2.02	.917

#### CANUCKS

Goalie	GP	Min	W-L-OT	SO	GA	SA	SV	GAA	SV%
Jacob Markstrom	1	60	1-0-0	0	1	35	34	1.00	.971
Thatcher Demko	1	59	0-1-0	0	3	39	36	3.07	.923

### GOALS BY PERIOD

#### COYOTES

1	2	3	OT	TOT
2	0	3	0	5

#### CANUCKS

1	2	3	OT	TOT
1	1	3	0	5

### SHOTS BY PERIOD

#### COYOTES

1	2	3	OT	TOT
30	23	22	0	75

#### CANUCKS

1	2	3	OT	TOT
21	24	18	0	63

SEE RECORDS SECTION FOR "ALL TIME VS THE CANUCKS" BREAKDOWN



## VEGAS GOLDEN KNIGHTS

2019-20 Season Series - Won: 1 Lost: 1 OT: 1

### LAST TIME VS THE GOLDEN KNIGHTS...

Last Home Win: October 10, 2019 (4-1)  
 Last Home Loss: December 30, 2018 (5-1)  
 Last Home Tie: None)  
 Last Road Win: April 4, 2019 (4-1)  
 Last Road Loss: December 28, 2019 (4-1)  
 Last Road Tie: None

AT ARIZONA	COYOTES	GOLDEN KNIGHTS	ATTEND	GOALTENDERS	W. GOAL
10 Oct '19	Coyotes 4	Golden Knights 1	13,864	Kuemper vs Fleury, Subban	Nick Schmaltz

AT VEGAS	COYOTES	GOLDEN KNIGHTS	ATTEND	GOALTENDERS	W. GOAL
28 Dec '19	Coyotes 1	Golden Knights 4	18,461	Raanta, Hill vs Fleury	Mark Stone
29 Nov '19 **	Coyotes 1	Golden Knights 2	18,326	Kuemper vs Subban	Alex Tuch

\* - Overtime \*\* - Shootout

### INDIVIDUAL SCORING

#### COYOTES

Player	GP	G	A	P	+/-	PIM	PP	SH	GW	GT	EN	S	S%
Conor Garland	3	2	1	3	4	0	0	0	0	0	0	11	18.2
Christian Dvorak	3	0	2	2	3	4	0	0	0	0	0	4	0.0
Carl Soderberg	3	0	2	2	3	0	0	0	0	0	0	5	0.0
Jakob Chychrun	3	1	0	1	0	0	0	0	0	0	0	7	14.3
Michael Grabner	3	1	0	1	1	0	0	0	0	0	0	3	33.3
Nick Schmaltz	3	1	0	1	2	0	0	0	1	0	0	8	12.5
Niklas Hjalmarsson	1	1	0	1	2	0	0	0	0	0	0	2	50.0
Oliver Ekman-Larsson	3	0	1	1	1	4	0	0	0	0	0	11	0.0
Alex Goligoski	3	0	1	1	1	0	0	0	0	0	0	5	0.0
Clayton Keller	3	0	1	1	0	2	0	0	0	0	0	4	0.0
Jordan Oesterle	3	0	1	1	1	0	0	0	0	0	0	3	0.0
Barrett Hayton	2	0	1	1	1	2	0	0	0	0	0	4	0.0
Jason Demers	3	0	0	0	1	0	0	0	0	0	0	1	0.0
Vinnie Hinostroza	3	0	0	0	-2	0	0	0	0	0	0	4	0.0
Phil Kessel	3	0	0	0	-1	2	0	0	0	0	0	7	0.0
Brad Richardson	3	0	0	0	1	2	0	0	0	0	0	2	0.0
Derek Stepan	3	0	0	0	-3	2	0	0	0	0	0	3	0.0
Christian Fischer	2	0	0	0	2	0	0	0	0	0	0	4	0.0
Ilya Lyubushkin	2	0	0	0	0	0	0	0	0	0	0	3	0.0
Lawson Crouse	1	0	0	0	-2	5	0	0	0	0	0	1	0.0
Taylor Hall	1	0	0	0	0	2	0	0	0	0	0	1	0.0

POWER PLAY: 0-8 0.0% / PENALTY KILLING: 9-12 75.0%

#### GOLDEN KNIGHTS

Player	GP	G	A	P	+/-	PIM	PP	SH	GW	GT	EN	S	S%
Shea Theodore	3	1	3	4	2	0	0	0	0	0	0	6	16.7
Mark Stone	3	2	0	2	0	0	1	0	1	0	0	9	22.2
Alex Tuch	2	1	1	2	0	0	1	0	0	0	0	7	14.3
Jonathan Marchessault	3	0	2	2	-2	0	0	0	0	0	0	14	0.0
Max Pacioretty	3	0	2	2	0	7	0	0	0	0	0	14	0.0
Paul Stastny	3	1	0	1	0	0	0	0	0	0	0	6	16.7
Chandler Stephenson	1	1	0	1	1	0	1	0	0	0	0	1	100.0
Cody Glass	3	0	1	1	0	2	0	0	0	0	0	4	0.0
Brayden McNabb	3	0	1	1	0	0	0	0	0	0	0	1	0.0
Nicolas Hague	2	0	1	1	-1	2	0	0	0	0	0	2	0.0
William Carrier	3	0	0	0	0	2	0	0	0	0	0	5	0.0
Deryk Engelland	3	0	0	0	-1	0	0	0	0	0	0	8	0.0
William Karlsson	3	0	0	0	-3	2	0	0	0	0	0	8	0.0
Jon Merrill	3	0	0	0	-3	2	0	0	0	0	0	2	0.0
Tomas Nosek	3	0	0	0	0	0	0	0	0	0	0	2	0.0
Ryan Reaves	3	0	0	0	0	4	0	0	0	0	0	2	0.0
Reilly Smith	3	0	0	0	-3	0	0	0	0	0	0	7	0.0
Nick Holden	2	0	0	0	-2	2	0	0	0	0	0	4	0.0
Nate Schmidt	2	0	0	0	-1	0	0	0	0	0	0	3	0.0
Cody Eakin	1	0	0	0	0	0	0	0	0	0	0	2	0.0
Brandon Pirri	1	0	0	0	-1	0	0	0	0	0	0	4	0.0
Valentin Zykov	1	0	0	0	-1	0	0	0	0	0	0	1	0.0

POWER PLAY: 3-12 25.0% / PENALTY KILLING: 8-8 100.0%

### GOALTENDING

#### COYOTES

Goalie	GP	Min	W-L-OT	SO	GA	SA	SV	GAA	SV%
Darcy Kuemper	2	125	1-0-1	0	2	76	74	0.96	.974
Adin Hill	1	38	0-0-0	0	0	20	20	0.00	1.000
Antti Raanta	1	22	0-1-0	0	4	16	12	11.11	.750

#### GOLDEN KNIGHTS

Goalie	GP	Min	W-L-OT	SO	GA	SA	SV	GAA	SV%
Malcolm Subban	2	85	1-1-0	0	3	50	47	2.12	.940
Marc-Andre Fleury	2	100	1-0-0	0	3	43	40	1.80	.930

### GOALS BY PERIOD

#### COYOTES

1	2	3	OT	TOT
3	3	0	0	6

#### GOLDEN KNIGHTS

1	2	3	OT	TOT
3	3	0	0	6

### SHOTS BY PERIOD

#### COYOTES

1	2	3	OT	TOT
38	29	23	3	93

#### GOLDEN KNIGHTS

1	2	3	OT	TOT
40	34	34	4	112

SEE RECORDS SECTION FOR "ALL TIME VS THE GOLDEN KNIGHTS" BREAKDOWN



## WASHINGTON CAPITALS

2019-20 Season Series - Won: 2 Lost: 0 OT: 0

## LAST TIME VS THE CAPITALS...

Last Home Win: February 15, 2020 (3-1)  
 Last Home Loss: December 6, 2018 (4-2)  
 Last Home Tie: October 23, 1999 (2-2)  
 Last Road Win: November 11, 2019 (4-3 SO)  
 Last Road Loss: November 6, 2017 (3-2 OT)  
 Last Road Tie: November 2, 2001 (2-2)

AT ARIZONA	COYOTES	CAPITALS	ATTEND	GOALTENDERS	W. GOAL
15 Feb '20	Coyotes 3	Capitals 1	17,139	Raanta vs Holtby	Phil Kessel

AT WASHINGTON	COYOTES	CAPITALS	ATTEND	GOALTENDERS	W. GOAL
11 Nov '19 **	Coyotes 4	Capitals 3	18,573	Raanta vs Samsonov	Nick Schmaltz

\* - Overtime \*\* - Shootout

## INDIVIDUAL SCORING

COYOTES														CAPITALS													
Player	GP	G	A	P	+/-	PIM	PP	SH	GW	GT	EN	S	S%	Player	GP	G	A	P	+/-	PIM	PP	SH	GW	GT	EN	S	S%
Clayton Keller	2	1	1	2	0	0	0	0	0	0	0	5	20.0	Evgeny Kuznetsov	1	2	0	2	2	0	0	0	0	0	0	5	40.0
Jakob Chychrun	2	0	2	2	1	0	0	0	0	0	0	2	0.0	T.J. Oshie	2	1	0	1	-2	2	0	0	0	0	0	7	14.3
Alex Goligoski	2	0	2	2	2	0	0	0	0	0	0	2	0.0	Carl Hagelin	1	1	0	1	1	0	0	0	0	0	0	1	100.0
Lawson Crouse	2	1	0	1	1	0	0	0	0	0	1	4	25.0	John Carlson	2	0	1	1	-1	0	0	0	0	0	0	6	0.0
Christian Dvorak	2	1	0	1	0	0	0	0	0	0	0	4	25.0	Michal Kempny	2	0	1	1	-1	2	0	0	0	0	0	4	0.0
Christian Fischer	2	1	0	1	2	0	0	0	0	0	0	5	20.0	Alex Ovechkin	2	0	1	1	-1	0	0	0	0	0	0	15	0.0
Phil Kessel	2	1	0	1	-1	0	1	0	1	0	0	4	25.0	Richard Panik	2	0	1	1	2	0	0	0	0	0	0	1	0.0
Michael Grabner	1	1	0	1	0	0	0	0	0	0	0	3	33.3	Jakub Vrana	2	0	1	1	-2	2	0	0	0	0	0	4	0.0
Conor Garland	2	0	1	1	0	0	0	0	0	0	0	3	0.0	Tom Wilson	2	0	1	1	0	2	0	0	0	0	0	5	0.0
Vinnie Hinostroza	2	0	1	1	0	2	0	0	0	0	0	6	0.0	Travis Boyd	1	0	1	1	1	0	0	0	0	0	0	1	0.0
Brad Richardson	2	0	1	1	2	2	0	0	0	0	0	1	0.0	Nicklas Backstrom	2	0	0	0	-1	0	0	0	0	0	0	6	0.0
Derek Stepan	2	0	1	1	-1	2	0	0	0	0	0	8	0.0	Nic Dowd	2	0	0	0	-1	0	0	0	0	0	0	3	0.0
Oliver Ekman-Larsson	2	0	0	0	0	2	0	0	0	0	0	5	0.0	Lars Eller	2	0	0	0	-1	2	0	0	0	0	0	3	0.0
Jordan Oesterle	2	0	0	0	0	0	0	0	0	0	0	0	0.0	Radko Gudas	2	0	0	0	-2	0	0	0	0	0	0	1	0.0
Nick Schmaltz	2	0	0	0	-1	2	0	0	0	0	0	3	0.0	Garnet Hathaway	2	0	0	0	-1	0	0	0	0	0	0	3	0.0
Carl Soderberg	2	0	0	0	0	0	0	0	0	0	0	7	0.0	Nick Jensen	2	0	0	0	2	0	0	0	0	0	0	2	0.0
Jason Demers	1	0	0	0	-1	2	0	0	0	0	0	0	0.0	Brendan Leipsic	2	0	0	0	-1	0	0	0	0	0	0	0	0.0
Taylor Hall	1	0	0	0	1	0	0	0	0	0	0	1	0.0	Dmitry Orlov	2	0	0	0	0	0	0	0	0	0	0	3	0.0
Niklas Hjalmarsson	1	0	0	0	0	0	0	0	0	0	0	1	0.0	Jonas Siegenthaler	2	0	0	0	0	0	0	0	0	0	0	0	0.0
Ilya Lyubushkin	1	0	0	0	0	0	0	0	0	0	0	0	0.0	Chandler Stephenson	1	0	0	0	1	0	0	0	0	0	0	1	0.0
Aaron Ness	1	0	0	0	0	0	0	0	0	0	0	1	0.0														

POWER PLAY: 1-5 20.0% / PENALTY KILLING: 6-6 100.0%

POWER PLAY: 0-6 0.0% / PENALTY KILLING: 4-5 80.0%

## GOALTENDING

COYOTES										CAPITALS									
Goalie	GP	Min	W-L-OT	SO	GA	SA	SV	GAA	SV%	Goalie	GP	Min	W-L-OT	SO	GA	SA	SV	GAA	SV%
Antti Raanta	2	125	2-0-0	0	4	71	67	1.93	.944	Braden Holtby	1	58	0-1-0	0	2	29	27	2.07	.931
										Ilya Samsonov	1	64	0-0-1	0	3	35	32	2.81	.914

## GOALS BY PERIOD

COYOTES					CAPITALS				
1	2	3	OT	TOT	1	2	3	OT	TOT
1	3	2	0	6	0	2	2	0	4

## SHOTS BY PERIOD

COYOTES					CAPITALS				
1	2	3	OT	TOT	1	2	3	OT	TOT
23	24	15	3	65	26	18	25	2	71

SEE RECORDS SECTION FOR "ALL TIME VS THE CAPITALS" BREAKDOWN



## WINNIPEG JETS

2019-20 Season Series - Won: 1 Lost: 1 OT: 0

AT ARIZONA	COYOTES	JETS	ATTEND	GOALTENDERS	W. GOAL
------------	---------	------	--------	-------------	---------

### LAST TIME VS THE JETS...

Last Home Win: February 24, 2019 (4-1)  
 Last Home Loss: April 6, 2019 (4-2)  
 Last Home Tie: January 11, 2004 (1-1)  
 Last Road Win: October 15, 2019 (4-2)  
 Last Road Loss: March 9, 2020 (4-2)  
 Last Road Tie: None

AT WINNIPEG	COYOTES	JETS	ATTEND	GOALTENDERS	W. GOAL
09 Mar '20	Coyotes 2	Jets 4	15,325	Kuemper vs Hellebuyck	Cody Eakin
15 Oct '19	Coyotes 4	Jets 2	14,764	Kuemper vs Hellebuyck	Nick Schmaltz

\* - Overtime \*\* - Shootout

### INDIVIDUAL SCORING

COYOTES														JETS													
Player	GP	G	A	P	+/-	PIM	PP	SH	GW	GT	EN	S	S%	Player	GP	G	A	P	+/-	PIM	PP	SH	GW	GT	EN	S	S%
Nick Schmaltz	2	3	2	5	3	2	1	0	1	0	0	4	75.0	Mark Scheifele	2	2	1	3	0	2	1	0	0	0	1	11	18.2
Phil Kessel	2	0	3	3	1	0	0	0	0	0	0	12	0.0	Nikolaj Ehlers	2	1	2	3	0	0	0	0	0	0	0	5	20.0
Christian Dvorak	2	2	0	2	1	0	1	0	0	0	0	4	50.0	Tucker Poolman	2	1	1	2	2	0	0	0	0	0	0	1	100.0
Oliver Ekman-Larsson	2	0	2	2	-2	0	0	0	0	0	0	3	0.0	Cody Eakin	1	1	1	2	2	0	0	0	1	0	0	2	50.0
Carl Soderberg	2	0	2	2	1	0	0	0	0	0	0	6	0.0	Patrik Laine	2	0	2	2	2	0	0	0	0	0	0	4	0.0
Conor Garland	1	1	0	1	2	4	0	0	0	0	0	2	50.0	Josh Morrissey	2	0	2	2	0	2	0	0	0	0	0	8	0.0
Jason Demers	2	0	1	1	3	0	0	0	0	0	0	4	0.0	Kyle Connor	2	1	0	1	-2	0	1	0	0	0	0	6	16.7
Jordan Oesterle	2	0	1	1	2	0	0	0	0	0	0	2	0.0	Andrew Copp	2	0	1	1	-1	0	0	0	0	0	0	1	0.0
Lawson Crouse	2	0	0	0	-2	5	0	0	0	0	0	1	0.0	Blake Wheeler	2	0	1	1	1	0	0	0	0	0	0	7	0.0
Christian Fischer	2	0	0	0	-1	0	0	0	0	0	0	4	0.0	Nathan Beaulieu	1	0	1	1	2	0	0	0	0	0	0	1	0.0
Alex Goligoski	2	0	0	0	1	2	0	0	0	0	0	4	0.0	Mason Appleton	2	0	0	0	0	0	0	0	0	0	0	0	0.0
Michael Grabner	2	0	0	0	-1	0	0	0	0	0	0	2	0.0	Dmitry Kulikov	2	0	0	0	-3	2	0	0	0	0	0	3	0.0
Vinnie Hinostroza	2	0	0	0	-2	0	0	0	0	0	0	4	0.0	Adam Lowry	2	0	0	0	-1	5	0	0	0	0	0	4	0.0
Clayton Keller	2	0	0	0	0	0	0	0	0	0	0	3	0.0	Mathieu Perreault	2	0	0	0	0	0	0	0	0	0	0	2	0.0
Brad Richardson	2	0	0	0	-1	2	0	0	0	0	0	4	0.0	Neal Pionk	2	0	0	0	0	0	0	0	0	0	0	6	0.0
Derek Stepan	2	0	0	0	-2	4	0	0	0	0	0	2	0.0	Jack Roslovic	2	0	0	0	-1	0	0	0	0	0	0	4	0.0
Kyle Capobianco	1	0	0	0	0	0	0	0	0	0	0	3	0.0	Anthony Bitetto	1	0	0	0	-1	0	0	0	0	0	0	2	0.0
Jakob Chychrun	1	0	0	0	0	0	0	0	0	0	0	3	0.0	Gabriel Bourque	1	0	0	0	0	0	0	0	0	0	0	1	0.0
Taylor Hall	1	0	0	0	-1	2	0	0	0	0	0	6	0.0	Carl Dahlstrom	1	0	0	0	0	0	0	0	0	0	0	3	0.0
Niklas Hjalmarsson	1	0	0	0	0	0	0	0	0	0	0	0	0.0	Dylan DeMelo	1	0	0	0	0	2	0	0	0	0	0	2	0.0
Ilya Lyubushkin	1	0	0	0	-3	0	0	0	0	0	0	0	0.0	David Gustafsson	1	0	0	0	0	0	0	0	0	0	0	0	0.0
														Nicholas Shore	1	0	0	0	0	0	0	0	0	0	0	1	0.0

POWER PLAY: 2-4 50.0% / PENALTY KILLING: 6-8 75.0%

POWER PLAY: 2-8 25.0% / PENALTY KILLING: 2-4 50.0%

### GOALTENDING

COYOTES												JETS											
Goalie	GP	Min	W-L-OT	SO	GA	SA	SV	GAA	SV%			Goalie	GP	Min	W-L-OT	SO	GA	SA	SV	GAA	SV%		
Darcy Kuemper	2	119	1-1-0	0	5	73	68	2.53	.932			Connor Hellebuyck	2	118	1-1-0	0	6	73	67	3.05	.918		

### GOALS BY PERIOD

COYOTES						JETS					
1	2	3	OT	TOT		1	2	3	OT	TOT	
3	3	0	0	6		1	2	3	0	6	

### SHOTS BY PERIOD

COYOTES						JETS					
1	2	3	OT	TOT		1	2	3	OT	TOT	
20	27	26	0	73		21	29	24	0	74	

SEE RECORDS SECTION FOR "ALL TIME VS THE JETS" BREAKDOWN







# RECORDS

Games Played .....3,178  
 Wins .....1,311  
 Wins, Home .....751  
 Wins, Road .....560  
 Losses .....1,442  
 Losses, Home .....631  
 Losses, Road .....811  
 Ties .....266  
 Ties, Home .....131  
 Ties, Road .....135  
 \*Overtime Losses .....159  
 \*Overtime Losses, Home .....74  
 \*Overtime Losses, Road .....85

Goals For .....9,511  
 Goals For, Home .....5,082  
 Goals For, Road .....4,460  
 Goals Against .....10,545  
 Goals Against, Home .....4,976  
 Goals Against, Road .....5,589  
 Assists .....16,114  
 Scoring Points .....25,609  
 Penalty Minutes .....51,480  
 Power Play Goals .....2,357  
 Shorthanded Goals .....319  
 Overtime Games .....612  
 Overtime Wins .....194

Overtime Wins, Home .....102  
 Overtime Wins, Road .....92  
 Overtime Losses .....199  
 Overtime Losses, Home .....96  
 Overtime Losses, Road .....103  
 Overtime Ties .....219  
 Overtime Ties, Home .....105  
 Overtime Ties, Road .....114  
 Shutouts For .....166

\*Overtime loss is a statistic that began in '99-00 season (known as "regulation tie" for that one season). This statistic does not include any overtime loss prior to '99-00. Beginning in 2005-06 season, losses in a shootout also count in the "overtime loss" column.

## YEAR-BY-YEAR RECORD

SEASON	GP	OVERALL W-L-T-OL	HOME W-L-T-OL	ROAD W-L-T-OL	GF	GA	PTS	DIVISION	CONFERENCE
1979-80	80	20-49-11	13-19-8	7-30-3	214	314	51	5th, Smythe	10th, Campbell
1980-81	80	9-57-14	7-25-8	2-32-6	246	400	32	6th, Smythe	11th, Campbell
1981-82	80	33-33-14	18-13-9	15-20-5	319	332	80	2nd, Norris	3rd, Campbell
1982-83	80	33-39-8	22-16-2	11-23-6	311	333	74	4th, Smythe	6th, Campbell
1983-84	80	31-38-11	17-15-8	14-23-3	340	374	73	4th, Smythe	5th, Campbell
1984-85	80	43-27-10	21-13-6	22-14-4	358	332	96	2nd, Smythe	2nd, Campbell
1985-86	80	26-47-7	18-19-3	8-28-4	295	372	59	3rd, Smythe	6th, Campbell
1986-87	80	40-32-8	25-12-3	15-20-5	279	271	88	3rd, Smythe	3rd, Campbell
1987-88	80	33-36-11	20-14-6	13-22-5	292	310	77	3rd, Smythe	4th, Campbell
1988-89	80	26-42-12	17-18-5	9-24-7	300	355	64	5th, Smythe	9th, Campbell
1989-90	80	37-32-11	22-13-5	15-19-6	298	290	85	3rd, Smythe	4th, Campbell
1990-91	80	26-43-11	17-18-5	9-25-6	260	288	63	5th, Smythe	9th, Campbell
1991-92	80	33-32-15	20-14-6	13-18-9	251	244	81	4th, Smythe	7th, Campbell
1992-93	84	40-37-7	23-16-3	17-21-4	322	320	87	4th, Smythe	7th, Campbell
1993-94	84	24-51-9	15-23-4	9-28-5	245	344	57	6th, Central	12th, Western
1994-95	48	16-25-7	10-10-4	6-15-3	157	177	39	6th, Central	10th, Western
1995-96	82	36-40-6	22-16-3	14-24-3	275	291	78	5th, Central	8th, Western
1996-97	82	38-37-7	15-19-7	23-18-0	240	243	83	3rd, Central	5th, Western
1997-98	82	35-35-12	19-16-6	16-19-6	224	227	82	4th, Central	6th, Western
1998-99	82	39-31-12	23-13-5	16-18-7	205	197	90	2nd, Pacific	4th, Western
*1999-00	82	39-31-8-4	22-16-2-1	17-15-6-3	232	228	90	3rd, Pacific	6th, Western
2000-01	82	35-27-17-3	21-11-7-2	14-16-10-1	214	212	90	4th, Pacific	9th, Western
2001-02	82	40-27-9-6	27-8-3-3	13-19-6-3	228	210	95	2nd, Pacific	6th, Western
2002-03	82	31-35-11-5	17-16-6-2	14-19-5-3	204	230	78	4th, Pacific	11th, Western
2003-04	82	22-36-18-6	11-19-7-4	11-17-11-2	188	245	68	5th, Pacific	13th, Western
2005-06	82	38-39-5	19-18-4	19-21-1	246	271	81	5th, Pacific	12th, Western
2006-07	82	31-46-5	18-20-3	13-26-2	216	284	67	5th, Pacific	15th, Western
2007-08	82	38-37-7	17-20-4	21-17-3	214	231	83	4th, Pacific	12th, Western
2008-09	82	36-39-7	23-15-3	13-24-4	208	252	79	4th, Pacific	13th, Western
2009-10	82	50-25-7	29-10-2	21-15-5	225	202	107	2nd, Pacific	4th, Western
2010-11	82	43-26-13	21-13-7	22-13-6	231	226	99	3rd, Pacific	6th, Western
2011-12	82	42-27-13	22-13-6	20-14-7	210	194	97	1st, Pacific	3rd, Western
2012-13	48	21-18-9	14-8-2	7-10-7	125	131	51	4th, Pacific	10th, Western
2013-14	82	37-30-15	22-14-5	15-16-10	216	231	89	4th, Pacific	9th, Western
2014-15	82	24-50-8	11-25-5	13-25-3	165	272	56	7th, Pacific	14th, Western
2015-16	82	35-39-8	22-15-4	13-24-4	208	244	78	4th, Pacific	10th, Western
2016-17	82	30-42-10	18-18-5	12-24-5	191	258	70	6th, Pacific	12th, Western
2017-18	82	29-41-12	16-21-4	13-20-8	208	256	70	8th, Pacific	15th, Western
2018-19	82	39-35-8	20-17-4	19-18-4	213	223	86	4th, Pacific	9th, Western
2019-20	70^	33-29-8	17-12-4	16-17-4	195	187	74	5th, Pacific	11th, Western
<b>TOTALS:</b>	<b>3178</b>	<b>1311-1442-266-159</b>	<b>751-631-131-74</b>	<b>560-811-135-85</b>	<b>9568</b>	<b>10596</b>	<b>3047</b>		

\*Records for '99-00 are "adjusted" to reflect overtime losses instead of regulation ties. Beginning in 2005-06 season, losses in a shootout also count in the "overtime loss" column.

^Shortened regular season due to COVID-19 pandemic

SEASON	OCT	NOV	DEC	JAN	FEB	MAR	APR	MAY	SEASON
1979-80	4-5-1	3-8-2	5-9-1	2-10-2	1-8-4	3-8-1	2-1-0		20-49-11
1980-81	1-6-2	0-10-5	1-12-0	4-7-3	1-10-1	2-11-1	0-1-2		9-57-14
1981-82	5-3-2	5-6-2	3-9-4	6-4-3	3-5-2	11-4-1	0-2-0		33-33-14
1982-83	7-2-1	3-8-1	6-6-2	4-9-3	5-7-1	7-6-0	1-1-0		33-39-8
1983-84	3-7-2	4-7-1	7-5-1	5-5-4	5-5-2	6-9-1	1-0-0		31-38-11
1984-85	3-3-1	8-6-1	8-5-2	7-7-1	6-5-2	10-1-2	1-0-1		43-27-10
1985-86	5-4-1	3-10-1	4-10-2	4-7-1	3-8-1	7-7-0	0-1-1		26-47-7
1986-87	4-4-1	11-4-0	2-8-3	11-3-1	6-5-1	5-7-2	1-1-0		40-32-8
1987-88	5-4-0	5-8-1	6-5-2	6-5-4	6-5-2	4-9-1	1-0-1		33-36-11
1988-89	3-4-2	6-4-2	5-6-3	4-8-2	3-9-1	4-11-2	1-0-0		26-42-12
1989-90	5-6-0	7-6-1	5-3-4	6-7-2	7-5-1	7-4-3	0-1-0		37-32-11
1990-91	5-7-1	4-9-2	4-6-4	5-7-1	5-5-3	3-9-0			26-43-11
1991-92	6-5-2	6-3-3	4-8-3	5-6-2	4-6-1	5-4-4	3-0-0		33-32-15
1992-93	4-8-0	4-5-2	7-6-1	10-3-2	3-7-1	7-6-1	5-2-0		40-37-7
1993-94	6-5-1	4-8-2	5-7-2	2-9-1	0-11-2	6-6-0	1-5-1		24-51-9
1994-95	0-0-0	0-0-0	0-0-0	1-4-1	5-6-2	3-8-2	7-5-2	0-2-0	16-25-7
1995-96	6-4-2	6-6-0	4-9-1	5-5-1	5-6-0	7-8-1	3-2-1		36-40-6
1996-97	4-6-1	4-6-3	9-5-0	5-7-0	6-7-0	7-4-2	3-2-1		38-37-7
1997-98	5-5-2	7-6-0	5-5-5	7-4-3	0-5-1	4-7-1	7-3-0		35-35-12
1998-99	4-2-1	10-0-1	7-5-2	4-5-5	5-8-1	7-6-2	2-5-0		39-31-12
1999-00	8-2-3-0	8-4-0-0	5-6-1-0	7-4-2-1	4-6-1-0	5-8-0-2	2-1-1-1		39-31-8-4
2000-01	9-1-2-0	4-6-4-0	3-2-4-1	7-6-2-0	6-6-0-1	5-5-4-1	1-1-1-0		35-27-17-3
2001-02	5-3-2-1	5-6-1-2	7-5-3-0	6-5-1-1	3-3-1-1	10-2-1-1	4-3-0-0		40-27-9-6
2002-03	4-7-0-1	4-5-4-0	5-4-2-2	6-5-1-1	6-5-1-0	5-9-1-1	1-0-2-0		31-35-11-5
2003-04	3-4-3-0	4-5-3-1	5-3-5-1	6-6-2-0	2-8-2-2	1-10-3-2	1-0-0-0		22-36-18-6
2005-06	5-8-1	8-4-1	7-6-0	6-7-1	1-3-1	8-6-0	3-5-1		38-39-5
2006-07	3-9-0	6-6-0	6-5-2	8-6-0	4-7-1	2-11-2	2-2-0		31-46-5
2007-08	4-6-0	7-6-0	7-6-1	9-4-1	6-5-3	4-9-1	1-1-1		38-37-7
2008-09	4-4-0	6-7-2	8-4-3	6-7-0	3-9-0	5-6-2	4-2-0		36-39-7
2009-10	9-4-0	6-7-1	10-2-3	8-5-1	4-3-0	10-4-1	3-0-1		50-25-7
2010-11	3-4-3	8-3-2	6-6-2	8-4-2	8-4-1	9-4-1	1-1-2		43-26-13
2011-12	5-3-2	8-4-1	6-9-1	3-5-4	11-0-1	6-6-4	3-0-0		42-27-13
2012-13	0-0-0	0-0-0	0-0-0	2-4-1	7-4-2	5-7-3	7-3-3		21-18-9
2013-14	9-3-2	6-4-2	5-3-5	5-9-1	2-3-1	9-5-1	1-3-3		37-30-15
2014-15	3-5-1	6-7-2	5-7-1	3-7-2	3-10-1	3-10-1	1-4-0		24-50-8
2015-16	5-5-1	8-4-0	5-7-2	6-4-2	3-10-1	7-6-1	1-3-1		35-39-8
2016-17	2-6-0	6-4-3	3-11-2	5-6-1	6-6-1	6-8-2	2-1-1		30-42-10
2017-18	1-11-1	5-7-3	3-9-1	3-2-4	6-5-1	10-6-1	1-1-1		29-41-12
2018-19	6-5-0	5-6-2	6-9-0	6-3-2	8-5-1	7-5-3	1-2-0		39-35-8
2019-20	7-4-1	8-5-3	7-7-0	6-6-2	1-2-0	0	0		33-29-8
<b>TOTALS</b>	<b>180-184-33-14</b>	<b>218-220-42-25</b>	<b>206-240-57-27</b>	<b>219-227-50-27</b>	<b>173-237-34-19</b>	<b>232-262-36-30</b>	<b>79-65-14-15</b>	<b>0-2-0</b>	<b>1311-1442-266-159</b>

\*Records for '99-00 are "adjusted" to reflect overtime losses instead of regulation ties. Beginning in 2005-06 season, losses in a shootout also count in the "overtime loss" column.

	OVERALL					HOME					ROAD				
	GP	W	L	T	SOL	GP	W	L	T	SOL	GP	W	L	T	SOL
1983-84	24	7	6	11		15	3	4	8		9	4	2	3	
1984-85	14	3	1	10		10	2	1	7		4	1	0	3	
1985-86	8	0	1	7		4	0	1	3		4	0	0	4	
1986-87	12	2	2	8		4	1	0	3		8	1	2	5	
1987-88	21	8	2	11		12	5	1	6		9	3	1	5	
1988-89	20	6	2	12		10	4	1	5		10	2	1	7	
1989-90	19	4	4	11		7	1	1	5		12	3	3	6	
1990-91	14	1	2	11		5	0	0	5		9	1	2	6	
1991-92	20	1	4	15		9	1	2	6		11	0	2	9	
1992-93	11	2	2	7		5	1	1	3		6	1	1	4	
1993-94	15	1	5	9		8	1	3	4		7	0	2	5	
1994-95	9	0	2	7		5	0	1	4		4	0	1	3	
1995-96	8	2	0	6		5	2	0	3		3	0	0	3	
1996-97	16	5	4	7		12	2	3	7		4	3	1	0	
1997-98	14	0	2	12		8	0	2	6		6	0	0	6	
1998-99	15	2	1	12		7	1	1	5		8	1	0	7	
1999-00	16	4	4	8		5	2	1	2		11	2	3	6	
2000-01	23	3	3	17		11	2	2	7		12	1	1	10	
2001-02	19	4	6	9		9	3	3	3		10	1	3	6	
2002-03	20	4	5	11		11	3	2	6		9	1	3	5	
2003-04	29	5	6	18		15	4	4	7		14	1	2	11	
2005-06	15	10	2		3	9	5	1		3	6	5	1		0
2006-07	12	7	3		2	7	4	2		1	5	3	1		1
2007-08	16	9	1		6	9	5	0		4	7	4	1		2
2008-09	11	4	4		3	7	4	0		3	4	0	4		0
2009-10	26	19	1		6	10	8	0		2	16	11	1		4
2010-11	20	7	7		6	10	3	4		3	10	4	3		3
2011-12	22	9	3		10	11	5	2		4	11	4	1		6
2012-13	14	5	3		6	4	2	1		1	10	3	2		5
2013-14	24	9	8		7	9	4	2		3	15	5	6		4
2014-15	18	10	3		5	10	5	3		2	8	5	0		3
2015-16	14	6	7		1	7	3	4		0	7	3	3		1
2016-17	20	10	8		2	12	7	3		2	8	3	5		0
2017-18	21	9	7		5	10	6	1		3	11	3	6		2
2018-19	17	9	5		3	6	2	3		1	11	7	2		2
2019-20	15	7	4		4	5	1	1		3	10	6	3		1
TOTALS	612	194	130	219	69	303	102	61	105	35	309	92	69	114	34

DATE	OPPONENT	SCORER	SCORE	TIME	DATE	OPPONENT	SCORER	SCORE	TIME
Oct. 12, 1983	at Pittsburgh	Lucien DeBlois	4-3 W	1:34	Nov. 8, 2003	Anaheim	Radoslav Suchy	4-3 W	1:20
Dec. 1, 1983	at Los Angeles	Tim Watters	6-5 W	2:41	Nov. 13, 2003	Colorado	Branko Radivojevic	3-2 W	1:51
Dec. 30, 1983	NY Islanders	Paul MacLean	4-3 W	0:29	Mar. 22, 2004	at Minnesota	Mike Comrie	3-2 W	4:35
Jan. 18, 1984	at Pittsburgh	Paul MacLean (2)	5-4 W	1:28	Apr. 3, 2004	Chicago	Krystofer Kolanos	2-1 W	2:55
Feb. 19, 1984	Washington	Doug Smail	4-3 W	1:55	Oct. 18, 2005	at Edmonton	Derek Morris	4-3 W	1:00
Mar. 11, 1984	Quebec	Dale Hawerchuk	6-5 W	0:42	Oct. 25, 2005	St. Louis	Petr Nedved	5-4 W	1:51
Mar. 12, 1984	at Toronto	Paul MacLean (3)	8-7 W	3:12	Nov. 12, 2005	Anaheim	Zbynek Michalek	2-1 W	3:09
Dec. 11, 1984	Philadelphia	Paul MacLean (4)	5-4 W	3:58	Dec. 11, 2005	at Boston	Ladislav Nagy	2-1 W	0:30
Jan. 9, 1985	NY Rangers	Dale Hawerchuk (2)	6-5 W	3:50	Dec. 29, 2005	Los Angeles	Keith Ballard	6-5 W	3:52
Mar. 15, 1985	at Quebec	Paul MacLean (5)	3-2 W	4:41	Apr. 1, 2006	at San Jose	Steven Reinprecht	4-3 W	3:55
Nov. 2, 1986	at NY Rangers	Paul MacLean (6)	5-4 W	3:23	Jan. 5, 2007	at Atlanta	Yanic Perreault	5-4 W	2:31
Mar. 18, 1987	New Jersey	Brian Mullen	4-3 W	0:40	Feb. 22, 2007	Calgary	Shane Doan (4)	3-2 W	0:54
Oct. 30, 1987	Washington	Dale Hawerchuk (3)	3-2 W	2:15	Nov. 7, 2007	at Anaheim	Shane Doan (5)	6-5 W	4:29
Nov. 10, 1987	Calgary	Andrew McBain	4-3 W	3:48	Jan. 24, 2008	Nashville	Zbynek Michalek (2)	4-3 W	4:31
Nov. 22, 1987	Edmonton	Dale Hawerchuk (4)	4-3 W	4:26	Feb. 4, 2008	at Colorado	Radim Vrbata	4-3 W	3:23
Dec. 1, 1987	at Los Angeles	Doug Smail (2)	7-6 W	3:26	Mar. 25, 2008	San Jose	Martin Hanzal	5-4 W	3:23
Dec. 3, 1987	at Los Angeles	Iain Duncan	5-4 W	3:07	Mar. 30, 2009	Dallas	Petr Prucha	6-5 W	0:53
Dec. 26, 1987	Minnesota	Laurie Boschman	5-4 W	3:09	Oct. 15, 2009	St. Louis	Ed Jovanovski	3-2 W	3:37
Feb. 23, 1988	at Pittsburgh	Mario Marois	4-3 W	2:40	Oct. 22, 2009	Detroit	Adrian Aucoin	3-2 W	1:57
Apr. 3, 1988	St. Louis	Ray Neufeld	5-4 W	2:05	Nov. 29, 2009	at Anaheim	Shane Doan (6)	3-2 W	1:18
Oct. 14, 1988	Vancouver	Laurie Boschman (2)	4-3 W	2:14	Jan. 5, 2010	at Edmonton	Shane Doan (7)	5-4 W	1:37
Nov. 16, 1988	at Edmonton	Pat Elynuik	2-1 W	0:46	Jan. 26, 2010	at Detroit	Shane Doan (8)	5-4 W	3:50
Dec. 6, 1988	at Los Angeles	Pat Elynuik (2)	5-4 W	1:11	Feb. 9, 2011	Dallas	Radim Vrbata (2)	3-2 W	1:13
Feb. 17, 1989	New Jersey	Dave Ellett	3-2 W	2:43	Feb. 22, 2011	at Philadelphia	Shane Doan (9)	3-2 W	2:41
Feb. 19, 1989	Hartford	Brent Ashton	7-6 W	3:23	Oct. 29, 2011	Los Angeles	Daymond Langkow (2)	3-2 W	4:16
Mar. 24, 1989	Calgary	Randy Carlyle	4-3 W	3:45	Feb. 9, 2012	Calgary	Shane Doan (10)	2-1 W	3:05
Nov. 8, 1989	Vancouver	Greg Paslawski	3-2 W	0:46	Feb. 18, 2012	Dallas	Radim Vrbata (3)	2-1 W	1:15
Nov. 18, 1989	at Philadelphia	Doug Smail (3)	1-0 W	1:32	Feb. 11, 2013	at Colorado	Shane Doan (11)	3-2 W	4:01
Dec. 29, 1989	at Calgary	Thomas Steen	2-1 W	2:49	Nov. 12, 2013	at St. Louis	Oliver Ekman-Larsson	3-2 W	0:56
Mar. 17, 1990	at Toronto	Peter Taglianetti	5-4 W	4:52	Dec. 21, 2013	at Ottawa	Antoine Vermette	4-3 W	2:23
Oct. 31, 1990	at Edmonton	Pat Elynuik (3)	1-0 W	0:23	Dec. 31, 2013	Edmonton	Keith Yandle	4-3 W	4:53
Dec. 1, 1991	Chicago	Darrin Shannon	3-2 W	1:09	Oct. 11, 2014	Los Angeles	Oliver Ekman-Larsson (2)	3-2 W	4:46
Nov. 27, 1992	San Jose	Thomas Steen (2)	3-2 W	1:29	Oct. 25, 2014	Florida	Oliver Ekman-Larsson (3)	2-1 W	2:20
Dec. 12, 1992	at NY Islanders	Russ Romaniuk	4-3 W	1:41	Dec. 16, 2014	Edmonton	Oliver Ekman-Larsson (4)	2-1 W	4:59
Oct. 16, 1993	Chicago	Nelson Emerson	1-0 W	0:41	Mar. 24, 2015	at Detroit	Mark Arcobello	5-4 W	3:08
Nov. 14, 1995	Chicago	Shane Doan	6-5 W	0:39	Mar. 26, 2015	at Buffalo	Sam Gagner	4-3 W	0:56
Feb. 23, 1996	Chicago	Dallas Drake	1-0 W	0:17	Nov. 9, 2015	at Anaheim	Mikkel Boedker	4-3 W	1:18
Oct. 28, 1996	at Montreal	Mike Gartner	5-4 W	1:45	Nov. 27, 2015	Calgary	Oliver Ekman-Larsson (5)	2-1 W	4:20
Nov. 1, 1996	at Calgary	Jeremy Roenick	3-2 W	4:08	Dec. 11, 2015	Minnesota	Mikkel Boedker (2)	2-1 W	0:34
Nov. 28, 1996	New Jersey	Keith Tkachuk	4-3 W	4:08	Dec. 27, 2015	at Colorado	Mikkel Boedker (3)	2-1 W	4:17
Dec. 7, 1996	at New Jersey	Darrin Shannon (2)	4-3 W	2:03	Jan. 12, 2016	Edmonton	Oliver Ekman-Larsson (6)	4-3 W	4:51
Feb. 15, 1997	Boston	Jayson More	5-4 W	1:14	Oct. 15, 2016	Philadelphia	Oliver Ekman-Larsson (7)	4-3 W	3:12
Nov. 20, 1998	at San Jose	Dallas Drake (2)	2-1 W	0:37	Nov. 19, 2016	San Jose	Martin Hanzal (2)	3-2 W	1:16
Nov. 21, 1998	Edmonton	Rick Tocchet	3-2 W	4:08	Jan. 23, 2017	Florida	Tobias Rieder	3-2 W	0:48
Nov. 10, 1999	Edmonton	Jyrki Lumme	5-4 W	1:51	Feb. 11, 2017	Pittsburgh	Connor Murphy	4-3 W	4:38
Dec. 26, 1999	at Los Angeles	Jeremy Roenick (2)	3-2 W	3:18	Oct. 30, 2017	at Philadelphia	Alex Goligoski	4-3 W	4:45
Jan. 23, 2000	San Jose	Jyrki Lumme (2)	3-2 W	4:16	Nov. 18, 2017	at Ottawa	Anthony Duclair	3-2 W	1:23
Feb. 1, 2000	at San Jose	Keith Carney	1-0 W	1:32	Nov. 24, 2017	Los Angeles	Christian Fischer	3-2 W	2:43
Oct. 21, 2000	at Vancouver	Jeremy Roenick (3)	3-2 W	0:16	Dec. 22, 2017	Washington	Clayton Keller	3-2 W	4:33
Mar. 8, 2001	Vancouver	Shane Doan (2)	3-2 W	0:38	Jan. 4, 2018	Nashville	Christian Fischer (2)	3-2 W	2:19
Oct. 8, 2001	at Calgary	Shane Doan (3)	2-1 W	0:28	Jan. 22, 2018	NY Islanders	Nick Cousins	3-2 W	2:21
Nov. 20, 2001	vs Minnesota	Claude Lemieux	2-1 W	4:36	Feb. 8, 2018	at Minnesota	Clayton Keller (2)	4-3 W	3:55
Feb. 8, 2002	Los Angeles	Brian Savage	6-5 W	4:26	Nov. 2, 2018	Carolina	Michael Grabner	4-3 W	1:17
Feb. 12, 2002	Calgary	Daniel Briere	4-3 W	0:58	Dec. 14, 2018	at NY Rangers	Derek Stepan	4-3 W	4:28
Nov. 3, 2002	Nashville	Daniel Briere (2)	2-1 W	4:20	Dec. 29, 2018	at Anaheim	Nick Schmaltz	5-4 W	0:33
Dec. 30, 2002	Edmonton	Daymond Langkow	4-3 W	4:31	Jan. 10, 2019	at Vancouver	Richard Panik	4-3 W	4:10
Jan. 1, 2003	at Washington	Tony Amonte	2-1 W	1:20	Feb. 21, 2019	at Vancouver	Alex Galchenyuk	3-2 W	1:54
Mar. 20, 2003	Edmonton	Teppo Numminen	3-2 W	2:53	Oct. 22, 2019	at NY Rangers	Christian Dvorak	3-2 W	1:04
Oct. 10, 2003	St. Louis	David Tanabe	2-1 W	4:38	Nov. 4, 2019	at Edmonton	Derek Stepan	3-2 W	2:01

\*\*Note, the NHL changed overtime to a 4-on-4 format beginning with the 1999-2000 season

-The NHL changed OT to a 3-on-3 format beginning with the 2015-16 season.

## OVERTIME GOALS AGAINST

## RECORDS

DATE	OPPONENT	SCORER	SCORE	TIME	DATE	OPPONENT	SCORER	SCORE	TIME
Nov. 16, 1983	Buffalo	Mike Ramsey	6-5 L	0:17	Feb. 12, 2006	San Jose	Tom Preissing	5-4 L	1:54
Nov. 19, 1983	at Minnesota	Brian Bellows	8-7 L	2:53	Dec. 9, 2006	Dallas	Jere Lehtinen	4-3 L	4:55
Jan. 5, 1984	at Philadelphia	Ilkka Sinisalo	7-6 L	2:32	Feb. 15, 2007	Anaheim	Teemu Selanne	5-4 L	1:53
Feb. 27, 1984	Edmonton	Dave Hunter	6-5 L	2:10	Mar. 18, 2007	at Dallas	Mike Ribeiro	5-4 L	4:19
Mar. 9, 1984	NY Rangers	Mark Osborne	6-5 L	0:43	Feb. 2, 2008	at Nashville	Alexander Radulov	3-2 L	4:10
Mar. 23, 1984	Vancouver	Tony Tanti	4-3 L	3:16	Nov. 22, 2008	at Philadelphia	Mike Richards	4-3 L	1:35
Nov. 14, 1984	Pittsburgh	Mario Lemieux	4-3 L	3:54	Dec. 16, 2008	at Dallas	Loui Eriksson	2-1 L	3:39
Nov. 3, 1985	St. Louis	Doug Gilmour	4-3 L	3:55	Dec. 23, 2008	at Colorado	Brett Clark	5-4 L	1:48
Mar. 20, 1987	at Vancouver	Tony Tanti (2)	6-5 L	1:03	Mar. 10, 2009	at Detroit	Johan Franzen	3-2 L	3:35
Mar. 31, 1987	at Edmonton	Steve Smith	5-4 L	2:29	Nov. 19, 2009	at St. Louis	Erik Johnson	3-2 L	0:17
Feb. 21, 1988	Edmonton	Kevin Lowe	4-3 L	3:15	Oct. 16, 2010	Detroit	Niklas Kronwall	2-1 L	4:44
Mar. 24, 1988	at Boston	Ray Bourque	4-3 L	0:52	Oct. 23, 2010	Carolina	Anton Babchuk	4-3 L	2:52
Nov. 11, 1988	Chicago	Wayne Presley	6-5 L	1:59	Oct. 25, 2010	at Montreal	Andrei Kostitsyn	3-2 L	1:25
Mar. 29, 1989	at Los Angeles	Marty McSorley	2-1 L	3:37	Nov. 8, 2010	at Detroit	Henrik Zetterberg	3-2 L	1:23
Nov. 5, 1989	at Chicago	Dave Manson	4-3 L	3:18	Jan. 2, 2011	at Minnesota	Cam Barker	6-5 L	0:46
Feb. 20, 1990	Buffalo	Mike Hartman	4-3 L	2:06	Jan. 8, 2011	Buffalo	Drew Stafford	2-1 L	3:12
Mar. 12, 1990	at Calgary	Theoren Fleury	5-4 L	1:40	Mar. 8, 2011	Vancouver	Dan Hamhuis	4-3 L	2:13
Mar. 18, 1990	at Buffalo	Phil Housley	4-3 L	2:03	Nov. 10, 2011	Montreal	Josh Gorges	3-2 L	1:45
Mar. 18, 1991	at Calgary	Carey Wilson	4-3 L	2:28	Dec. 28, 2011	Boston	Dennis Seidenberg	2-1 L	0:58
Mar. 28, 1991	at Vancouver	Geoff Courtnall	3-2 L	1:49	Jan. 5, 2012	at Los Angeles	Drew Doughty	1-0 L	0:38
Oct. 8, 1991	Vancouver	Geoff Courtnall (2)	3-2 L	3:32	Jan. 30, 2013	vs. Edmonton	Nail Yakupov	2-1 L	3:52
Nov. 1, 1991	Calgary	Robert Reichel	7-6 L	4:37	Mar. 27, 2013	at Minnesota	Mikko Koivu	4-3 L	2:43
Nov. 14, 1991	at St. Louis	Lee Norwood	2-1 L	2:31	Apr. 12, 2013	at Calgary	Mark Giordano	3-2 L	4:36
Feb. 17, 1992	at NY Islanders	Tom Fitzgerald	5-4 L	2:55	Oct. 15, 2013	Ottawa	Cory Conacher	4-3 L	2:48
Oct. 8, 1992	at San Jose	Kelly Kisio	4-3 L	4:00	Nov. 21, 2013	Colorado	Ryan O'Reilly	4-3 L	4:18
Dec. 5, 1992	Montreal	Vincent Damphousse	3-2 L	2:18	Dec. 6, 2013	at Vancouver	Chris Higgins	3-2 L	3:41
Oct. 10, 1993	at Chicago	Dirk Graham	4-3 L	4:50	Dec. 23, 2013	at Buffalo	Mark Pysyk	2-1 L	3:47
Oct. 29, 1993	Los Angeles	Rob Blake	4-3 L	3:07	Dec. 28, 2013	at Anaheim	Saku Koivu	3-2 L	0:51
Nov. 5, 1993	Ottawa	Bob Kudelski	7-6 L	1:33	Jan. 26, 2014	at Vancouver	Kevin Bieksa	5-4 L	2:15
Dec. 18, 1993	at Calgary	Ron Stern	5-4 L	2:32	Mar. 24, 2014	at NY Rangers	Ryan McDonagh	4-3 L	1:56
Jan. 16, 1994	Tampa Bay	Mikael Andersson	3-2 L	0:09	Apr. 8, 2014	at Columbus	Ryan Johansen	4-3 L	3:33
Feb. 2, 1995	St. Louis	Brett Hull	5-4 L	3:32	Nov. 18, 2014	Washington	Eric Fehr	2-1 L	3:16
Mar. 28, 1995	at San Jose	Jeff Friesen	6-5 L	4:27	Nov. 25, 2014	Colorado	Daniel Briere	4-3 L	3:16
Nov. 21, 1996	at St. Louis	Harry York	4-3 L	0:57	Mar. 9, 2015	Nashville	James Neal	2-1 L	2:45
Jan. 9, 1997	Detroit	Igor Larionov	5-4 L	0:58	Oct. 20, 2015	at New Jersey	Adam Larsson	3-2 L	0:43
Jan. 12, 1997	Buffalo	Jason Dawe	3-2 L	0:10	Dec. 12, 2015	Carolina	Victor Rask	5-4 L	0:53
Feb. 8, 1997	Dallas	Pat Verbeek	5-4 L	3:50	Dec. 26, 2015	Los Angeles	Anze Kopitar	4-3 L	0:36
Oct. 8, 1997	Boston	Ted Donato	3-2 L	2:09	Jan. 14, 2016	Detroit	Danny DeKeyser	3-2 L	2:08
Mar. 6, 1998	Carolina	Jeff O'Neill	5-4 L	2:34	Feb. 4, 2016	Chicago	Jonathan Toews	5-4 L	4:31
Jan. 1, 1999	Dallas	Brett Hull (2)	2-1 L	0:37	Mar. 9, 2016	at Vancouver	Markus Granlund	3-2 L	1:42
Jan. 28, 2000	at Washington	Calle Johansson	3-2 L	4:59	Apr. 7, 2016	at Nashville	Roman Josi	3-2 L	0:20
Mar. 17, 2000	Nashville	Greg Johnson	4-3 L	3:56	Nov. 16, 2016	at Calgary	Michael Frolik	2-1 L	0:49
Mar. 26, 2000	at Anaheim	Oleg Tverdovsky	4-3 L	3:47	Nov. 17, 2016	at Vancouver	Ben Hutton	3-2 L	2:34
Apr. 1, 2000	at Edmonton	Tom Poti	4-3 L	3:07	Nov. 29, 2016	at San Jose	Brent Burns	2-1 L	0:19
Dec. 16, 2000	San Jose	Gary Suter	2-1 L	1:53	Dec. 8, 2016	Calgary	Dougie Hamilton	2-1 L	1:09
Feb. 7, 2001	Carolina	Jeff O'Neill (2)	2-1 L	0:25	Jan. 6, 2017	at Anaheim	Ondrej Kase	3-2 L	4:24
Mar. 29, 2001	at Nashville	David Legwand	4-3 L	0:36	Feb. 9, 2017	Montreal	Alex Galchenyuk	5-4 L	2:13
Oct. 24, 2001	Anaheim	Mike Leclerc	3-2 L	1:49	Mar. 9, 2017	Ottawa	Erik Karlsson	3-2 L	0:40
Nov. 4, 2001	at Carolina	Josef Vasicek	1-0 L	0:52	Apr. 4, 2017	at Dallas	Julius Honka	3-2 L	3:45
Nov. 13, 2001	Edmonton	Ryan Smyth	5-4 L	2:51	Oct. 7, 2017	Vegas	James Neal	2-1 L	3:46
Jan. 17, 2002	at Colorado	Ville Nieminen	3-2 L	4:58	Nov. 6, 2017	at Washington	John Carlson	3-2 L	4:14
Feb. 28, 2002	at Colorado	Chris Drury	2-1 L	3:15	Nov. 28, 2017	at Edmonton	Ryan Nugent-Hopkins	3-2 L	4:20
Mar. 28, 2002	Anaheim	German Titov	2-1 L	3:58	Dec. 3, 2017	at Vegas	Reilly Smith	3-2 L	3:51
Oct. 28, 2002	at NY Rangers	Petr Nedved	3-2 L	2:20	Jan. 13, 2018	at San Jose	Marc-Edouard Vlasic	6-5 L	2:42
Dec. 3, 2002	San Jose	Teemu Selanne	3-2 L	4:17	Mar. 5, 2018	at Edmonton	Oscar Klefbom	4-3 L	0:50
Dec. 26, 2002	at Los Angeles	Brad Chartrand	4-3 L	3:14	Apr. 5, 2018	at Vancouver	Daniel Sedin	4-3 L	2:33
Jan. 11, 2003	at Nashville	Scott Walker	4-3 L	0:37	Nov. 8, 2018	at Philadelphia	Shayne Gostisbehere	5-4 L	1:01
Mar. 31, 2003	Los Angeles	Steve Kelly	5-4 L	1:42	Nov. 21, 2018	Vegas	Max Pacioretty	3-2 L	3:36
Nov. 9, 2003	at Anaheim	Petr Sykora	2-1 L	3:43	Jan. 18, 2019	Pittsburgh	Phil Kessel	3-2 L	4:10
Dec. 29, 2003	NY Rangers	Tom Poti	3-2 L	1:00	Feb. 2, 2019	at San Jose	Brent Burns	3-2 L	3:14
Feb. 4, 2004	Florida	Olli Jokinen	5-4 L	3:22	Mar. 16, 2019	Edmonton	Connor McDavid	3-2 L	0:58
Feb. 25, 2004	Pittsburgh	Ric Jackman	4-3 L	1:48	Oct. 12, 2019	at Colorado	Andre Burakovsky	3-2 L	3:29
Mar. 2, 2004	at Edmonton	Ryan Smyth	5-4 L	2:26	Nov. 5, 2019	at Calgary	Matthew Tkachuk	4-3 L	4:26
Mar. 16, 2004	Anaheim	Sergei Fedorov	3-2 L	0:29	Jan. 30, 2020	vs. Los Angeles	Alex Iafallo	3-2 L	0:24
Nov. 6, 2005	at Chicago	Brent Seabrook	2-1 L	4:21	Feb. 11, 2020	at Toronto	Kasperii Kapanen	3-2 L	3:43

\*\*\*Note, the NHL changed overtime to a 4-on-4 format beginning with the 1999-2000 season

-The NHL changed OT to a 3-on-3 format beginning with the 2015-16 season.



	OVERALL					HOME			ROAD		
	GP	W	L	GF/Shots	GA/Shots	GP	W	L	GP	W	L
2005-06	7	4	3	7/24	7/25	5	2	3	2	2	0
2006-07	7	5	2	8/26	6/29	4	3	1	3	2	1
2007-08	11	5	6	12/39	12/42	7	3	4	4	2	2
2008-09	6	3	3	10/28	11/28	6	3	3	0	0	0
2009-10	20	14	6	34/90	25/89	8	6	2	12	8	4
2010-11	11	5	6	13/39	13/37	6	3	3	5	2	3
2011-12	16	6	10	21/47	21/49	6	2	4	10	4	6
2012-13	10	4	6	8/29	12/29	3	2	1	7	2	5
2013-14	13	6	7	16/49	16/49	6	3	3	7	3	4
2014-15	10	5	5	9/31	9/30	4	2	2	6	3	3
2015-16	2	1	1	2/5	2/6	-	-	-	2	1	1
2016-17	8	6	2	11/28	6/28	5	3	2	3	3	0
2017-18	7	2	5	6/27	10/26	5	2	3	2	0	2
2018-19	7	4	3	8/22	7/22	2	1	1	5	3	2
2019-20	9	5	4	11/28	9/29	4	1	3	5	4	1
TOTALS	144	75	69	175/522	167/526	71	36	35	73	39	34

## SHOOTOUT RESULTS

DATE	OPPONENT	DECIDING GOAL	GOALTENDERS	GF	GA	ROUNDS	SCORE
Oct. 13, 2005	Nashville	Paul Kariya	David LeNeveu/Chris Mason	0	1	3	5-4 L
Nov. 19, 2005	at San Jose	Geoff Sanderson	Curtis Joseph/Evgeni Nabokov	2	0	4	4-3 W
Jan. 12, 2006	at Buffalo	Geoff Sanderson (2)	Brian Boucher/Martin Biron	1	0	3	2-1 W
Jan. 21, 2006	Edmonton	Ladislav Nagy	Curtis Joseph/Jussi Markkanen	2	1	3	4-3 W
Jan. 29, 2006	Edmonton	Radek Dvorak	Curtis Joseph/Mike Morrison	1	2	6	4-3 L
Feb. 2, 2006	Los Angeles	Steven Reinprecht	Curtis Joseph/Mathieu Garon	1	0	3	2-1 W
Apr. 8, 2006	Dallas	Jussi Jokinen	Curtis Joseph/Johan Hedberg	0	2	3	3-2 L
Nov. 16, 2006	Chicago	Ladislav Nagy (2)	Curtis Joseph/Brian Boucher	2	1	3	3-2 W
Dec. 7, 2006	at Chicago	Shane Doan	Mikael Tellqvist/Nikolai Khabibulin	2	1	6	2-1 W
Dec. 14, 2006	Columbus	Mike Comrie	Mikael Tellqvist/Fredrik Norrena	1	0	3	5-4 W
Dec. 26, 2006	at Los Angeles	Anze Kopitar	Mikael Tellqvist/Barry Brust	0	2	3	4-3 L
Jan. 15, 2007	St. Louis	Ladislav Nagy (3)	Mikael Tellqvist/Manny Legace	2	1	4	5-4 W
Jan. 26, 2007	at Colorado	Ladislav Nagy (4)	Curtis Joseph/Peter Budaj	1	0	3	5-4 W
Mar. 24, 2007	Dallas	Jere Lehtinen	Curtis Joseph/Marty Turco	0	1	7	4-3 L
Nov. 23, 2007	at Anaheim	Shane Doan (2)	Ilya Bryzgalov/Jonas Hiller	2	0	2	4-3 W
Dec. 20, 2007	at San Jose	Peter Mueller	Ilya Bryzgalov/Evgeny Nabokov	1	0	3	3-2 W
Dec. 22, 2007	Vancouver	Taylor Pyatt	Ilya Bryzgalov/Roberto Luongo	1	2	4	2-1 L
Dec. 31, 2007	Colorado	Peter Mueller (2)	Ilya Bryzgalov/Peter Budaj	2	0	2	4-3 W
Jan. 5, 2008	Anaheim	Peter Mueller (3)	Ilya Bryzgalov/J.S. Giguere	1	0	3	3-2 W
Jan. 19, 2008	Chicago	Patrick Kane	Ilya Bryzgalov/Patrick Lalime	0	2	2	2-1 L
Feb. 5, 2008	at Calgary	Jarome Iginla	Ilya Bryzgalov/Miikka Kiprusoff	0	1	3	4-3 L
Feb. 22, 2008	Colorado	Cody McLeod	Mikael Tellqvist/Jose Theodore	2	3	12	3-2 L
Mar. 11, 2008	Anaheim	Radim Vrbata	Ilya Bryzgalov/J.S. Giguere	1	0	3	3-2 W
Mar. 20, 2008	Los Angeles	Patrick O'Sullivan	Mikael Tellqvist/Erik Ersberg	0	1	4	6-5 L
Apr. 6, 2008	at Anaheim	Ryan Getzlaf	Ilya Bryzgalov/Jonas Hiller	2	3	4	3-2 L
Nov. 18, 2008	Chicago	Jonathan Toews	Ilya Bryzgalov/Nikolai Khabibulin	0	2	2	3-2 L
Dec. 13, 2008	Detroit	Jiri Hudler	Ilya Bryzgalov/Chris Osgood	1	2	4	5-4 L
Jan. 10, 2009	Dallas	Kyle Turris	Ilya Bryzgalov/Marty Turco	3	2	5	1-0 W
Feb. 19, 2009	Atlanta	Daniel Carcillo	Mikael Tellqvist/Kari Lehtonen	2	1	8	4-3 W
Mar. 19, 2009	Anaheim	Bobby Ryan	Ilya Bryzgalov/Jonas Hiller	1	2	5	3-2 L
Apr. 11, 2009	Anaheim	Viktor Tikhonov	Ilya Bryzgalov/J.S. Giguere	3	2	4	5-4 W
Oct. 12, 2009	at San Jose	Lauri Korpikoski	Ilya Bryzgalov/Evgeni Nabokov	2	1	3	1-0 W
Oct. 31, 2009	Anaheim	Radim Vrbata (2)	Ilya Bryzgalov/Jonas Hiller	1	0	3	3-2 W
Dec. 10, 2009	at Los Angeles	Justin Williams	Ilya Bryzgalov/Jonathan Quick	3	4	8	3-2 L
Dec. 17, 2009	at Columbus	Robert Lang	Jason LaBarbera/Mathieu Garon	2	1	3	2-1 W
Dec. 28, 2009	at San Jose	Joe Pavelski	Ilya Bryzgalov/Evgeni Nabokov	0	1	3	3-2 L
Dec. 29, 2009	Vancouver	Lauri Korpikoski (2)	Jason LaBarbera/Roberto Luongo	1	0	3	3-2 W
Dec. 31, 2009	San Jose	Ryane Clowe	Ilya Bryzgalov/Thomas Greiss	0	1	6	3-2 L
Jan. 9, 2010	NY Islanders	Matt Moulson	Jason LaBarbera/Dwayne Roloson	2	3	6	5-4 L
Jan. 28, 2010	Calgary	Robert Lang (2)	Ilya Bryzgalov/Miikka Kiprusoff	2	0	2	3-2 W
Feb. 2, 2010	at Nashville	Adrian Aucoin	Ilya Bryzgalov/Pekka Rinne	2	1	10	1-0 W
Feb. 5, 2010	at Chicago	Adrian Aucoin (2)	Jason LaBarbera/Cristobal Huet	2	1	3	2-1 W
Mar. 10, 2010	Vancouver	Adrian Aucoin (3)	Ilya Bryzgalov/Andrew Raycroft	4	3	6	4-3 W
Mar. 14, 2010	at Atlanta	Adrian Aucoin (4)	Jason LaBarbera/Ondrej Pavelec	2	1	4	3-2 W
Mar. 18, 2010	at Florida	Radim Vrbata (3)	Ilya Bryzgalov/Tomas Vokoun	2	1	3	4-3 W
Mar. 20, 2010	Chicago	Radim Vrbata (4)	Ilya Bryzgalov/Antii Niemi	1	0	3	5-4 W
Mar. 21, 2010	at Dallas	Adrian Aucoin (5)	Jason LaBarbera/Marty Turco	2	1	4	3-2 W
Mar. 25, 2010	at Nashville	David Legwand	Ilya Bryzgalov/Pekka Rinne	1	2	3	4-3 L
Apr. 3, 2010	Edmonton	Matthew Lombardi	Ilya Bryzgalov/Jeff Deslauriers	1	0	8	3-2 W
Apr. 8, 2010	at Los Angeles	Adrian Aucoin (6)	Jason LaBarbera/Jonathan Quick	2	1	4	3-2 W
Apr. 10, 2010	at San Jose	Logan Couture	Ilya Bryzgalov/Evgeni Nabokov	2	3	5	3-2 L
Nov. 6, 2010	Pittsburgh	Mark Letestu	Ilya Bryzgalov/Brent Johnson	0	1	6	4-3 L
Nov. 19, 2010	at Edmonton	Eric Belanger	Ilya Bryzgalov/Devan Dubnyk	3	2	10	4-3 W
Dec. 4, 2010	Florida	Michael Frolik	Ilya Bryzgalov/Scott Clemmensen	2	3	10	2-1 L
Dec. 16, 2010	at N.Y. Rangers	Erik Christensen	Jason LaBarbera/Martin Biron	0	1	6	4-3 L
Dec. 18, 2010	at N.Y. Islanders	Radim Vrbata (5)	Jason LaBarbera/Nathan Lawson	3	1	5	4-3 W
Feb. 12, 2011	Chicago	Radim Vrbata (6)	Ilya Bryzgalov/Corey Crawford	1	0	6	3-2 W
Feb. 27, 2011	at Chicago	Jonathan Toews	Ilya Bryzgalov/Corey Crawford	0	1	6	4-3 L
Mar. 5, 2011	Detroit	Radim Vrbata (7)	Ilya Bryzgalov/Jimmy Howard	1	0	6	5-4 W
Mar. 29, 2011	Dallas	Ray Whitney	Ilya Bryzgalov/Kari Lehtonen	2	1	10	2-1 W
Apr. 1, 2011	Colorado	Ryan O'Reilly	Ilya Bryzgalov/Peter Budaj	0	1	5	4-3 L
Apr. 6, 2011	at Los Angeles	Jarret Stoll	Ilya Bryzgalov/Jonathan Quick	1	2	6	3-2 L
Oct. 10, 2011	at Dallas	Mike Ribeiro	Mike Smith/Kari Lehtonen	1	2	6	2-1 L
Oct. 25, 2011	Dallas	Trevor Daley	Mike Smith/Kari Lehtonen	1	2	16	2-1 L

DATE	OPPONENT	DECIDING GOAL	GOALTENDERS	GF	GA	ROUNDS	SCORE
Nov. 15, 2011	at Toronto	Patrick O'Sullivan	Mike Smith/Ben Scrivens	2	0	4	3-2 W
Dec. 5, 2011	at Chicago	Oliver Ekman-Larsson	Mike Smith/Ray Emery	2	0	4	4-3 W
Jan. 10, 2012	at N.Y. Rangers	Derek Stepan	Mike Smith/Henrik Lundqvist	1	2	12	2-1 L
Jan. 12, 2012	at Detroit	Henrik Zetterberg	Mike Smith/Jimmy Howard	1	2	8	3-2 L
Jan. 19, 2012	Detroit	Todd Bertuzzi	Mike Smith/Jimmy Howard	0	1	6	3-2 L
Feb. 13, 2012	at Vancouver	Ryan Kesler	Jason LaBarbera/Roberto Luongo	3	4	12	1-2 L
Feb. 21, 2012	Los Angeles	Mikkel Boedker	Mike Smith/Jonathan Quick	1	2	6	5-4 W
Feb. 23, 2012	at Calgary	Ray Whitney (2)	Mike Smith/Miikka Kiprusoff	1	0	5	4-3 W
Feb. 28, 2012	Vancouver	Ray Whitney (3)	Mike Smith/Cory Schneider	2	0	5	2-1 W
Mar. 8, 2012	Minnesota	Dany Heatley	Jason LaBarbera/Matt Hackett	2	3	10	3-2 L
Mar. 12, 2012	Nashville	Andrei Kostitsyn	Mike Smith/Pekka Rinne	0	1	5	5-4 L
Mar. 18, 2012	at Edmonton	Ray Whitney (4)	Mike Smith/Devan Dubnyk	2	1	5	3-2 W
Mar. 20, 2012	at Dallas	Mike Ribeiro	Mike Smith/Kari Lehtonen	0	1	6	4-3 L
Mar. 24, 2012	at San Jose	Michal Handzus	Mike Smith/Antti Niemi	0	2	4	4-3 L
Feb. 1, 2013	at Dallas	Jaromir Jagr	Mike Smith/ Kari Lehtonen	1	2	8	4-3 L
Feb. 9, 2013	at San Jose	Mikkel Boedker	Mike Smith/ Antti Niemi	2	0	4	1-0 W
Feb. 23, 2013	at Edmonton	Sam Gagner	Mike Smith/ Nikolai Khabibulin	0	2	4	3-2 L
Mar. 2, 2013	Anaheim	Steve Sullivan	Mike Smith/ Viktor Fasth	1	0	6	5-4 W
Mar. 4, 2013	Anaheim	Oliver Ekman-Larsson	Mike Smith/ Jonas Hiller	2	1	10	5-4 W
Mar. 16, 2013	at Columbus	Artem Anisimov	Mike Smith/ Sergei Bobrovsky	0	2	4	1-0 L
Mar. 30, 2013	at San Jose	Logan Couture	Jason LaBarbera/ Antti Niemi	0	1	6	3-2 L
Apr. 18, 2013	at St. Louis	Andy McDonald	Chad Johnson/ Brian Elliott	0	1	6	2-1 L
Apr. 20, 2013	at Chicago	David Schlemko	Mike Smith/ Corey Crawford	2	1	6	3-2 W
Apr. 26, 2013	Anaheim	Matt Duchene	Mike Smith/ Semjon Varlamov	0	2	4	5-4 L
Oct. 18, 2013	at Anaheim	Jakob Silfverberg	Mike Smith/ Jonas Hiller	3	4	6	3-2 L
Oct. 31, 2013	Nashville	Mikkel Boedker	Thomas Greiss/ Carter Hutton	1	0	5	5-4 W
Nov. 2, 2013	at San Jose	Antoine Vermette	Mike Smith/ Antti Niemi	2	1	5	3-2 W
Nov. 5, 2013	Vancouver	Antoine Vermette	Mike Smith/ Roberto Luongo	2	1	6	3-2 W
Nov. 9, 2013	Washington	Antoine Vermette	Mike Smith/ Michal Neuvirth	2	0	2	4-3 W
Nov. 14, 2013	at Chicago	Brandon Pirri	Mike Smith/ Corey Crawford	1	2	4	5-4 L
Dec. 19, 2013	at Toronto	Joffrey Lupul	Mike Smith/ James Reimer	1	2	3	2-1 L
Dec. 27, 2013	San Jose	Patrick Marleau	Mike Smith/ Antti Niemi	1	2	3	4-3 L
Feb. 27, 2014	at Winnipeg	Olli Jokinen	Mike Smith/ Ondrej Pavelec	1	2	4	3-2 L
Mar. 10, 2014	at Tampa Bay	Radim Vrbata	Mike Smith/ Ben Bishop	1	0	3	4-3 W
Mar. 27, 2014	at New Jersey	Mikkel Boedker	Thomas Greiss/ Martin Brodeur	1	0	3	3-2 W
Apr. 1, 2014	Winnipeg	Andrew Ladd	Thomas Greiss/ Ondrej Pavelec	0	1	3	2-1 L
Apr. 4, 2014	Edmonton	Sam Gagner	Thomas Greiss/ Ben Scrivens	0	1	4	3-2 L
Oct. 21, 2014	at Nashville	Ryan Ellis	Devan Dubnyk/ Pekka Rinne	1	2	4	4-3 L
Nov. 7, 2014	at Anaheim	Mikkel Boedker	Mike Smith/ Frederik Andersen	2	1	3	3-2 W
Nov. 22, 2014	at San Jose	Antoine Vermette	Devan Dubnyk/ Antti Niemi	1	0	3	4-3 W
Dec. 13, 2014	Minnesota	Mikko Koivu	Devan Dubnyk/ Niklas Backstrom	1	2	3	4-3 L
Dec. 27, 2014	Anaheim	Shane Doan	Devan Dubnyk/ Frederik Andersen	1	0	4	2-1 W
Jan. 18, 2015	at Winnipeg	Bryan Little	Mike Smith/ Ondrej Pavelec	0	1	3	4-3 L
Jan. 27, 2015	at Philadelphia	Wayne Simmonds	Mike Smith/ Steve Mason	0	1	3	4-3 L
Feb. 5, 2015	Carolina	Elias Lindholm	Mike Smith/ Cam Ward	0	1	3	2-1 L
Feb. 9, 2015	at Chicago	Antoine Vermette	Mike Smith/ Antti Raanta	2	1	3	3-2 W
Mar. 5, 2015	Vancouver	Sam Gagner	Mike Smith/ Eddie Lack	1	0	3	3-2 W
Jan. 2, 2016	at Edmonton	Ryan Nugent-Hopkins	Louis Domingue/Cam Talbot	1	2	3	4-3 L
Jan. 25, 2016	at Minnesota	Anthony Duclair	Louis Domingue/Devan Dubnyk	1	0	3	2-1 W
Nov. 3, 2016	Nashville	Anthony Duclair	Louis Domingue/Pekka Rinne	2	0	2	3-2 W
Nov. 25, 2016	Edmonton	Oliver Ekman-Larsson	Mike Smith/ Cam Talbot	2	1	3	3-2 W
Dec. 3, 2016	Columbus	Cam Atkinson	Mike Smith/Curtis McElhinney	0	2	2	3-2 L
Dec. 15, 2016	at Toronto	Peter Holland	Mike Smith/Frederik Andersen	1	0	3	3-2 W
Jan. 7, 2017	N.Y. Islanders	Anthony Duclair	Louis Domingue/Thomas Greiss	2	0	2	2-1 W
Feb. 4, 2017	at San Jose	Radim Vrbata	Mike Smith/Martin Jones	2	1	3	3-2 W
Mar. 14, 2017	at Los Angeles	Anthony DeAngelo	Louis Domingue/Ben Bishop	2	1	11	3-2 W
Mar. 16, 2017	Detroit	Gustav Nyquist	Mike Smith/Petr Mrazek	1	0	3	5-4 L
Nov. 4, 2017	Carolina	Derek Stepan	Antti Raanta/Scott Darling	2	1	3	2-1 W
Nov. 9, 2017	at St. Louis	Brayden Schenn	Antti Raanta/Carter Hutton	0	2	3	3-2 L
Jan. 6, 2018	NY Rangers	Mika Zibanejad	Antti Raanta/Henrik Lundqvist	0	1	3	2-1 L
Jan. 16, 2018	San Jose	Joe Pavelski	Antti Raanta/Aaron Dell	0	1	3	3-2 L
Jan. 18, 2018	at Nashville	Craig Smith	Antti Raanta/Pekka Rinne	1	2	4	3-2 L
Feb. 10, 2018	Philadelphia	Nolan Patrick	Antti Raanta/Brian Elliott & Michal Neuvirth	1	2	7	4-3 L
Mar. 13, 2018	Los Angeles	Alex Goligoski	Adin Hill/Jack Campbell	2	1	5	4-3 W
Oct. 10, 2018	at Anaheim	Nick Cousins	Antti Raanta/John Gibson	1	0	3	3-2 W
Dec. 23, 2018	at San Jose	Alex Galchenyuk	Darcy Kuemper/Aaron Dell	1	0	3	4-3 W
Jan. 4, 2019	New Jersey	Kyle Palmieri	Darcy Kuemper/Keith Kinkaid	0	2	3	3-2 L
Feb. 19, 2019	at Edmonton	Vinnie Hinostroza	Darcy Kuemper/Mikko Koskinen	2	1	4	3-2 W
Feb. 26, 2019	Florida	Alex Galchenyuk	Darcy Kuemper/Roberto Luongo	3	1	3	4-3 W
Mar. 23, 2019	at New Jersey	Pavel Zacha	Darcy Kuemper/MacKenzie Blackwood	1	2	6	2-1 L
Mar. 29, 2019	at Colorado	Nathan MacKinnon	Darcy Kuemper/Philipp Grubauer	0	1	3	3-2 L
Oct. 28, 2019	at Buffalo	Nick Schmaltz	Darcy Kuemper/Carter Hutton	1	0	3	3-2 W
Nov. 11, 2019	at Washington	Nick Schmaltz	Antti Raanta/ Ilya Samsonov	2	0	2	4-3 W
Nov. 12, 2019	at St. Louis	Nick Schmaltz	Darcy Kuemper/Jordan Binnington	2	0	2	3-2 W
Nov. 24, 2019	vs. Edmonton	Connor McDavid	Darcy Kuemper/Mikko Koskinen	0	1	3	4-3 L
Nov. 27, 2019	vs. Anaheim	Christian Dvorak	Darcy Kuemper/John Gibson	2	1	4	4-3 W
Nov. 29, 2019	at Vegas	Alex Tuch	Darcy Kuemper/Malcom Subban	1	2	3	2-1 L
Dec. 8, 2019	at Chicago	Conor Garland	Darcy Kuemper/Robin Lehner	2	1	3	4-3 W
Jan. 12, 2020	vs. Pittsburgh	Theodor Blueger	Adin Hill/Tristan Jarry	2	1	8	4-3 L
Feb. 1, 2020	vs. Chicago	Jonathan Toews	Antti Raanta/Corey Crawford	0	2	2	3-2 L

## POWER PLAY

	OPP	GF	PCT	RANK
1979-80	336	63	18.8	16/21
1980-81	345	60	17.4	21/21
1981-82	328	74	22.6	11/21
1982-83	317	71	22.4	10/21
1983-84	374	80	21.4	13/21
1984-85	315	75	23.8	5/21
1985-86	356	72	20.2	17/21
1986-87	400	52	17.3	19/21
1987-88	432	110	25.5	2/21
1988-89	357	79	22.1	5/21
1989-90	347	65	18.7	17/21
1990-91	381	74	19.4	11/21
1991-92	435	91	20.9	7/22
1992-93	467	98	21.0	8/24
1993-94	423	82	19.4	11/26
1994-95	219	42	19.2	9/26
1995-96	417	82	19.7	6/26
1996-97	359	65	18.1	6/26
1997-98	384	57	14.8	14/26
1998-99	342	41	12.0	26/27
1999-00	310	37	11.9	27/28
2000-01	343	57	16.6	14/30
2001-02	340	53	15.6	14/30
2002-03	385	55	14.3	21/30
2003-04	358	51	14.2	26/30
2005-06	541	96	17.7	19/30
2006-07	400	66	16.5	22/30
2007-08	339	63	18.6	11/30
2008-09	344	50	14.5	28/30
2009-10	314	46	14.6	28/30
2010-11	289	46	15.9	23/30
2011-12	251	34	13.6	29/30
2012-13	169	25	14.8	25/30
2013-14	282	56	19.9	4/30
2014-15	230	46	20.0	7/30
2015-16	300	53	17.7	20/30
2016-17	235	38	16.2	26/30
2017-18	243	41	16.9	26/31
2018-19	258	42	16.3	26/31
2019-20	214	41	19.2	18/31

## PENALTY KILLING

	TS	GA	PCT	RANK
1979-80	275	63	77.1	13/21
1980-81	261	67	74.3	18/21
1981-82	249	61	75.5	16/21
1982-83	294	78	73.5	17/21
1983-84	341	86	74.8	19/21
1984-85	319	70	78.1	11/21
1985-86	335	83	75.2	18/21
1986-87	324	53	83.6	1/21
1987-88	444	94	78.8	13/21
1988-89	374	82	78.1	14/21
1989-90	333	57	82.9	3/21
1990-91	351	57	83.8	3/21
1991-92	428	68	84.1	3/22
1992-93	438	80	81.7	11/24
1993-94	445	91	79.6	23/26
1994-95	235	40	83.0	13/26
1995-96	430	88	79.5	23/26
1996-97	334	47	85.9	5/26
1997-98	408	66	83.8	21/26
1998-99	348	45	87.1	5/27
1999-00	306	43	85.9	9/28
2000-01	432	64	85.2	8/30
2001-02	356	60	83.1	21/30
2002-03	412	77	81.3	27/30
2003-04	398	71	82.2	23/30
2005-06	513	98	80.9	22/30
2006-07	425	92	78.4	29/30
2007-08	332	64	80.7	24/30
2008-09	293	68	76.8	28/30
2009-10	317	49	84.5	6/30
2010-11	296	64	78.4	26/30
2011-12	249	36	85.5	8/30
2012-13	169	34	79.9	22/30
2013-14	272	57	79.0	26/30
2014-15	279	65	76.7	29/30
2015-16	304	69	77.3	28/30
2016-17	260	59	77.3	27/30
2017-18	225	46	79.6	19/31
2018-19	226	34	85.0	1/31
2019-20	197	34	82.7	5/31

## PENALTY MINUTES

	MINS	AVG	RANK
1979-80	1251	15.6	8/21
1980-81	1191	14.9	1/21
1981-82	1314	16.4	18/21
1982-83	1089	13.6	3/21
1983-84	1579	19.7	15/21
1984-85	1540	19.3	14/21
1985-86	1774	22.2	13/21
1986-87	1537	19.2	2/21
1987-88	2278	28.5	16/21
1988-89	1843	23.0	8/21
1989-90	1629	20.4	4/21
1990-91	1675	20.9	3/21
1991-92	1907	23.8	13/22
1992-93	1851	22.0	13/24
1993-94	2143	25.5	26/26
1994-95	1141	23.8	24/26
1995-96	1622	19.8	13/26
1996-97	1582	19.3	15/26
1997-98	1602	19.5	15/26
1998-99	1412	17.2	20/27
1999-00	940	11.5	7/28
2000-01	1337	16.3	21/30
2001-02	1154	14.1	10/30
2002-03	1433	17.5	28/30
2003-04	1300	15.9	23/30
2005-06	1493	18.4	27/30
2006-07	1417	17.6	29/30
2007-08	1175	14.3	24/30
2008-09	1092	13.3	11/30
2009-10	905	11.3	5/30
2010-11	863	10.5	9/30
2011-12	757	9.2	3/30
2012-13	504	10.5	7/30
2013-14	810	9.9	8/30
2014-15	776	9.5	15/30
2015-16	1009	12.3	29/30
2016-17	809	9.9	19/30
2017-18	642	7.8	8/31
2018-19	579	7.1	4/31
2019-20	454	6.5	1/31

## SHORTHANDED

	GF	GA
1979-80	4	10
1980-81	8	15
1981-82	4	11
1982-83	10	7
1983-84	13	18
1984-85	12	17
1985-86	13	14
1986-87	6	9
1987-88	11	17
1988-89	15	13
1989-90	14	7
1990-91	8	12
1991-92	7	6
1992-93	3	14
1993-94	13	17
1994-95	7	6
1995-96	10	12
1996-97	9	14
1997-98	10	6
1998-99	8	5
1999-00	14	7
2000-01	9	6
2001-02	8	6
2002-03	4	11
2003-04	9	8
2005-06	9	11
2006-07	5	13
2007-08	11	12
2008-09	5	4
2009-10	3	7
2010-11	5	6
2011-12	6	6
2012-13	2	2
2013-14	3	5
2014-15	4	7
2015-16	4	14
2016-17	8	7
2017-18	2	10
2018-19	16	9
2019-20	5	5

## PENALTY SHOTS FOR 10 Goals, 49 Chances

DATE	OPPONENT	PLAYER	GOALTENDER	RESULT
Oct. 19, 1979	Minnesota	Peter Sullivan	Gary Edwards	Failed
Jan. 1, 1985	Calgary	Bengt Lundholm	Reggie Lemelin	Failed
Oct. 13, 1985	Quebec	Doug Smail	Richard Sevigny	Failed
Dec. 11, 1988	at Vancouver	Brent Ashton	Kirk McLean	Scored
Dec. 17, 1988	at Washington	Dale Hawerchuk	Clint Malarchuk	Failed
Oct. 10, 1989	at Pittsburgh	Doug Smail	Tom Barrasso	Failed
Nov. 27, 1991	NY Rangers	Troy Murray	Mike Richter	Failed
Dec. 19, 1992	at St. Louis	Phil Housley	Curtis Joseph	Failed
Feb. 23, 1993	at Ottawa	Stu Barnes	Peter Sidorkiewicz	Failed
Mar. 9, 1993	at Tampa Bay	Teemu Selanne	Wendell Young	Scored
Feb. 6, 1995	at Calgary	Teemu Selanne	Trevor Kidd	Failed
Nov. 18, 1996	Detroit	Mike Hudson	Chris Osgood	Failed
Jan. 24, 1998	Edmonton	Keith Tkachuk	Bob Essensa	Failed
Mar. 25, 1999	Washington	Robert Reichel	Rick Tabaracci	Failed
Dec. 2, 1999	Tampa Bay	Jeremy Roenick	Dan Cloutier	Scored
Jan. 12, 2000	Pittsburgh	Keith Tkachuk	J-Sebastien Aubin	Scored
Mar. 17, 2000	Nashville	Jeremy Roenick	Tomas Vokoun	Scored
Feb. 28, 2001	at Columbus	Jeremy Roenick	Marc Denis	Failed
Mar. 30, 2002	Colorado	Krystofer Kolanos	Patrick Roy	Scored
Apr. 9, 2002	at Calgary	Michal Handzus	Roman Turek	Failed
Mar. 14, 2003	Chicago	Mike Johnson	Jocelyn Thibault	Failed
Mar. 14, 2004	at Colorado	Mike Comrie	Tommy Salo	Failed
Apr. 3, 2004	Chicago	Ivan Novoseltsev	Adam Munro	Failed
Oct. 8, 2005	Minnesota	Ladislav Nagy	Dwayne Roloson	Scored
Oct. 17, 2005	at Calgary	Oleg Saprykin	Miikka Kiprusoff	Failed

DATE	OPPONENT	PLAYER	GOALTENDER	RESULT
Nov. 25, 2005	at Dallas	Mike Comrie	Marty Turco	Failed
Nov. 26, 2005	Vancouver	Shane Doan	Alexander Auld	Failed
Dec. 29, 2005	Los Angeles	Ladislav Nagy	Jason LaBarbera	Failed
Mar. 18, 2007	Dallas	Shane Doan	Marty Turco	Failed
Dec. 29, 2007	Detroit	Radim Vrbata	Chris Osgood	Scored
Jan. 10, 2008	at Edmonton	Shane Doan	Mathieu Garon	Failed
Feb. 10, 2008	Nashville	Keith Yandle	Dan Ellis	Failed
Nov. 14, 2009	Dallas	Shane Doan	Marty Turco	Failed
Mar. 20, 2010	Chicago	Matthew Lombardi	Antti Niemi	Failed
Feb. 19, 2011	at Nashville	Shane Doan	Pekka Rinne	Failed
Nov. 21, 2011	at Washington	Lauri Korpikoski	Tomas Vokoun	Scored
Mar. 10, 2012	San Jose	Ray Whitney	Antti Niemi	Failed
Mar. 18, 2012	at Edmonton	Keith Yandle	Devan Dubnyk	Failed
Mar. 25, 2013	Detroit	Lauri Korpikoski	Jonas Gustavsson	Failed
Feb. 7, 2015	Detroit	Martin Erat	Petr Mrazek	Failed
Feb. 14, 2015	NY Rangers	Tobias Rieder	Cam Talbot	Failed
Jan. 9, 2016	Nashville	Anthony Duclair	Carter Hutton	Failed
Mar. 5, 2016	Florida	Anthony Duclair	Al Montoya	Failed
Mar. 24, 2016	Dallas	Brad Richardson	Kari Lehtonen	Failed
Dec. 10, 2016	Nashville	Shane Doan	Pekka Rinne	Failed
Dec. 27, 2016	Dallas	Radim Vrbata	Kari Lehtonen	Scored
Apr. 6, 2017	Vancouver	Max Domi	Ryan Miller	Failed
Dec. 6, 2018	Washington	Richard Panik	Pheonix Copley	Failed
Mar. 7, 2019	Calgary	Vinnie Hinostroza	Mike Smith	Failed

## PENALTY SHOTS AGAINST 23 Goals, 64 Chances

DATE	OPPONENT	PLAYER	GOALTENDER	RESULT
Dec. 14, 1980	NY Islanders	Anders Kallur	Pierre Hamel	Failed
Feb. 6, 1981	at Edmonton	Wayne Gretzky	Pierre Hamel	Failed
Dec. 19, 1983	at Calgary	Doug Risebrough	Doug Soetaert	Scored
Feb. 23, 1985	at Montreal	Chris Nilan	Brian Hayward	Scored
Oct. 16, 1985	at Detroit	Gerard Gallant	Brian Hayward	Scored
Dec. 28, 1986	Minnesota	Kent Nilsson	Eldon Reddick	Failed
Oct. 25, 1987	Los Angeles	Luc Robitaille	Eldon Reddick	Scored
Mar. 10, 1988	at Calgary	Hakan Loob	Daniel Berthiaume	Failed
Nov. 29, 1988	NY Rangers	Guy Lafleur	Eldon Reddick	Failed
Jan. 31, 1989	at St. Louis	Doug Evans	Daniel Berthiaume	Scored
Feb. 13, 1989	at Detroit	Steve Yzerman	Bob Essensa	Scored
Feb. 28, 1992	at Vancouver	Pavel Bure	Rick Tabaracci	Scored
Feb. 1, 1993	at Ottawa	Laurie Boschman	Mike O'Neill	Scored
Oct. 31, 1993	Calgary	Paul Ranheim	Bob Essensa	Scored
Nov. 3, 1993	St. Louis	Philippe Bozon	Bob Essensa	Failed
Mar. 29, 1994	at San Jose	Sergei Makarov	Tim Cheveldae	Scored
Mar. 22, 1995	at Detroit	Bob Errey	Nikolai Khabibulin	Failed
Apr. 8, 1995	at Toronto	Dave Andreychuk	Tim Cheveldae	Failed
Feb. 1, 1996	at Colorado	Peter Forsberg	Tim Cheveldae	Failed
Feb. 26, 1996	Los Angeles	Kevin Stevens	Nikolai Khabibulin	Failed
Dec. 3, 1997	at Tampa Bay	Dino Ciccarelli	Nikolai Khabibulin	Failed
Jan. 26, 1998	Vancouver	Pavel Bure	Nikolai Khabibulin	Scored
Jan. 10, 2000	at NY Islanders	Brad Isbister	Sean Burke	Scored
Oct. 27, 2001	Colorado	Greg de Vries	Sean Burke	Failed
Jan. 27, 2004	Calgary	Shean Donovan	Sean Burke	Scored
Feb. 2, 2004	Columbus	David Vyborny	Brian Boucher	Scored
Oct. 8, 2005	Minnesota	Alexandre Daigle	Curtis Joseph	Failed
Nov. 10, 2005	Calgary	Jarome Iginla	Curtis Joseph	Scored
Mar. 4, 2006	Detroit	Nicklas Lidstrom	Philippe Sauve	Failed
Mar. 7, 2006	at Detroit	Mark Mowers	Curtis Joseph	Failed
Oct. 24, 2006	at Calgary	Daymond Langkow	Curtis Joseph	Failed
Nov. 3, 2006	at Anaheim	Andy McDonald	Curtis Joseph	Scored

DATE	OPPONENT	PLAYER	GOALTENDER	RESULT
Feb. 19, 2007	at Nashville	Jean-Pierre Dumont	Curtis Joseph	Scored
Mar. 8, 2007	Vancouver	Daniel Sedin	Curtis Joseph	Failed
Oct. 30, 2007	at St. Louis	Lee Stempniak	Mikael Tellqvist	Failed
Nov. 12, 2007	at San Jose	Joe Pavelski	Mikael Tellqvist	Failed
Jan. 19, 2008	Chicago	Rene Bourque	Ilya Bryzgalov	Failed
Dec. 19, 2009	at Anaheim	Todd Marchant	Ilya Bryzgalov	Failed
Jan. 7, 2010	at Vancouver	Mason Raymond	Ilya Bryzgalov	Failed
Dec. 26, 2010	at Dallas	Loui Eriksson	Jason LaBarbera	Failed
Feb. 25, 2011	at Columbus	RJ Umberger	Ilya Bryzgalov	Failed
Mar. 8, 2011	Vancouver	Alex Burrows	Ilya Bryzgalov	Failed
Mar. 17, 2011	at Edmonton	Andrew Coglian	Ilya Bryzgalov	Failed
Oct. 15, 2011	vs. Winnipeg	Nik Antropov	Mike Smith	Failed
Dec. 31, 2011	at Minnesota	Matt Cullen	Curtis McElhinney	Scored
Jan. 10, 2012	at N.Y. Rangers	Marian Gaborik	Mike Smith	Failed
Mar. 6, 2013	at Anaheim	Andrew Coglian	Jason LaBarbera	Failed
Oct. 11, 2013	at Philadelphia	Adam Hall	Thomas Greiss	Failed
Nov. 23, 2013	Anaheim	Emerson Etem	Mike Smith	Failed
Dec. 12, 2015	Carolina	Jeff Skinner	Anders Lindback	Failed
Dec. 22, 2015	Toronto	Michael Grabner	Louis Domingue	Failed
Jan. 18, 2016	Buffalo	Evander Kane	Louis Domingue	Failed
Feb. 23, 2016	at Tampa Bay	Cedric Paquette	Louis Domingue	Scored
Nov. 17, 2016	at Vancouver	Ben Hutton	Louis Domingue	Scored
Jan. 4, 2017	at Vancouver	Brandon Sutter	Mike Smith	Scored
Mar. 11, 2017	New Jersey	Taylor Hall	Mike Smith	Failed
Oct. 21, 2017	Chicago	Tommy Wingels	Louis Domingue	Failed
Oct. 28, 2017	at New Jersey	Brian Gibbons	Louis Domingue	Scored
Nov. 4, 2017	Carolina	Jeff Skinner	Antti Raanta	Failed
Nov. 25, 2018	Calgary	Elias Lindholm	Antti Raanta	Failed
Dec. 6, 2018	Washington	Jakub Vrana	Adin Hill	Failed
Feb. 12, 2019	at Vegas	Reilly Smith	Darcy Kuemper	Failed
Mar. 11, 2019	at Chicago	Jonathan Toews	Calvin Pickard	Scored
Jan. 30, 2020	Los Angeles	Austin Wagner	Adin Hill	Failed

DATE	OPPONENT	RESULT	PLAYER	G
Dec. 15, 1979	Montreal	6-2 W	Willy Lindstrom	3
Mar. 26, 1980	Hartford	7-0 W	Dave Christian	3
Oct. 17, 1980	Chicago	6-2 W	Morris Lukowich	3
Nov. 2, 1980	Washington	4-4 T	Norm Dupont	3
Feb. 12, 1981	at NY Rangers	8-6 L	Dave Christian	3
Oct. 25, 1981	Los Angeles	9-4 W	Dale Hawerchuk	3
Mar. 2, 1982	at Philadelphia	7-6 W	Willy Lindstrom	5
Mar. 13, 1982	at Toronto	10-2 W	Dale Hawerchuk	3
Oct. 24, 1982	Edmonton	9-5 W	Dale Hawerchuk	3
Feb. 4, 1983	Pittsburgh	6-4 W	Dale Hawerchuk	3
Feb. 25, 1983	Hartford	5-3 W	Dale Hawerchuk	3
Mar. 23, 1983	Edmonton	7-4 W	Lucien DeBlois	3
Mar. 30, 1983	Los Angeles	10-5 W	Ron Wilson	4
Apr. 3, 1983	Detroit	8-3 W	Thomas Steen	3
Oct. 5, 1983	Detroit	6-6 T	Scott Arniel	3
Dec. 14, 1983	at Toronto	8-4 W	Dale Hawerchuk	3
Jan. 18, 1984	at Pittsburgh	5-4 W	Paul MacLean	3
Mar. 6, 1984	at Los Angeles	7-3 W	Paul MacLean	3
Nov. 24, 1984	at Los Angeles	9-5 W	Laurie Boschman	3
Dec. 14, 1984	Toronto	6-4 W	Dale Hawerchuk	3
Jan. 4, 1985	at Edmonton	7-4 L	Dale Hawerchuk	3
Jan. 21, 1985	Pittsburgh	7-6 W	Dale Hawerchuk	3
Oct. 23, 1985	Edmonton	9-3 W	Perry Turnbull	3
Mar. 19, 1986	Montreal	6-4 W	Brian Mullen	3
Mar. 31, 1986	at Los Angeles	5-2 W	Ray Neufeld	3
Nov. 2, 1986	at NY Rangers	5-4 W	Paul MacLean	3
Nov. 9, 1986	New Jersey	8-1 W	Thomas Steen	3
Nov. 13, 1986	at Los Angeles	6-5 W	Paul MacLean	3
Feb. 20, 1987	Boston	6-2 W	Doug Smail	3
Mar. 25, 1987	Calgary	10-1 W	Doug Smail	3
Nov. 1, 1987	Vancouver	7-3 W	Ray Neufeld	3
Nov. 25, 1987	at Detroit	10-8 L	Paul MacLean	3
Dec. 28, 1987	at Los Angeles	5-2 W	Ray Neufeld	3
Feb. 3, 1988	Calgary	9-0 W	Laurie Boschman	3
Feb. 6, 1988	at Minnesota	8-8 T	Dale Hawerchuk	3
Mar. 5, 1988	at Toronto	10-1 W	Paul MacLean	3
Mar. 9, 1988	Calgary	6-6 T	Paul MacLean	4
Nov. 8, 1988	at Quebec	8-4 W	Dale Hawerchuk	3
Nov. 20, 1988	Edmonton	7-4 W	Iain Duncan	3
Nov. 20, 1988	Edmonton	7-4 W	Andrew McBain	3
Jan. 26, 1989	at NY Islanders	8-6 L	Dale Hawerchuk	3
Feb. 19, 1989	Hartford	7-6 W	Brent Ashton	3
Mar. 18, 1989	at Toronto	10-2 W	Thomas Steen	3
Nov. 11, 1991	Los Angeles	6-2 W	Stu Barnes	3
Oct. 14, 1992	Edmonton	7-3 W	Teemu Selanne	3
Nov. 17, 1992	at Tampa Bay	6-5 W	Evgeny Davydov	3
Dec. 11, 1992	at Washington	8-6 L	Teemu Selanne	3
Feb. 22, 1993	Ottawa	6-3 W	Thomas Steen	3
Feb. 28, 1993	Minnesota	7-6 W	Teemu Selanne	4
Mar. 2, 1993	Quebec	7-4 L	Teemu Selanne	3
Mar. 9, 1993	at Tampa Bay	4-2 W	Teemu Selanne	3
Oct. 6, 1993	Washington	6-4 W	Teemu Selanne	3
Oct. 23, 1993	at Philadelphia	9-6 W	Keith Tkachuk	3
Nov. 9, 1993	at NY Islanders	5-2 W	Alexei Zhamnov	3
Nov. 30, 1993	at Los Angeles	8-6 W	Alexei Zhamnov	3
Dec. 23, 1993	Quebec	5-2 W	Teemu Selanne	3

DATE	OPPONENT	RESULT	PLAYER	G
Feb. 11, 1995	at St. Louis	3-2 W	Alexei Zhamnov	3
Mar. 28, 1995	at San Jose	6-5 L	Nelson Emerson	3
Apr. 1, 1995	at Los Angeles	7-7 T	Alexei Zhamnov	5
Oct. 7, 1995	Dallas	7-5 W	Igor Korolev	3
Dec. 12, 1995	Montreal	6-5 L	Eddie Olczyk	3
Dec. 15, 1995	Edmonton	9-4 W	Teemu Selanne	4
Feb. 1, 1996	at Colorado	6-4 L	Alexei Zhamnov	3
Mar. 26, 1996	at Dallas	8-2 W	Keith Tkachuk	4
Oct. 7, 1996	at Boston	5-2 W	Mike Gartner	3
Nov. 28, 1996	New Jersey	4-3 W	Keith Tkachuk	3
Feb. 18, 1997	Los Angeles	6-1 W	Jim McKenzie	3
Mar. 20, 1997	at Chicago	4-2 W	Keith Tkachuk	4
Dec. 1, 1997	at Florida	3-2 W	Keith Tkachuk	3
Dec. 26, 1997	at San Jose	4-0 W	Keith Tkachuk	3
Apr. 3, 1998	Anaheim	6-3 W	Keith Tkachuk	3
Mar. 7, 1999	Nashville	4-3 W	Keith Tkachuk	3
Nov. 25, 1999	New Jersey	4-2 W	Jeremy Roenick	3
Nov. 26, 1999	Colorado	7-0 W	Jeremy Roenick	3
Dec. 20, 2000	Calgary	4-2 W	Keith Tkachuk	3
Feb. 23, 2001	at Buffalo	7-3 W	Jeremy Roenick	3
Oct. 13, 2001	Washington	5-2 W	Daymond Langkow	3
Jan. 24, 2003	at Edmonton	5-1 W	Daymond Langkow	3
Nov. 27, 2003	Los Angeles	6-4 W	Ladislav Nagy	3
Dec. 3, 2005	Carolina	8-4 W	Ladislav Nagy	3
Apr. 1, 2006	at San Jose	4-3 W	Steven Reinprecht	3
Dec. 30, 2006	San Jose	8-0 W	Jeremy Roenick	3
Oct. 11, 2007	at Nashville	6-3 W	Fredrik Sjostrom	3
Nov. 7, 2007	at Anaheim	6-5 W	Peter Mueller	3
Jan. 2, 2008	at Colorado	5-2 W	Steven Reinprecht	3
Jan. 24, 2008	vs. Nashville	4-3 W (OT)	Radim Vrbata	3
Feb. 5, 2008	at Calgary	4-3 L (SO)	Peter Mueller	3
Apr. 4, 2008	at Dallas	4-2 W	Daniel Carcillo	3
Dec. 4, 2008	Toronto	6-3 W	Martin Hanzal	3
Feb. 21, 2009	at Los Angeles	6-3 W	Olli Jokinen	3
Jan. 21, 2010	Nashville	4-2 W	Scottie Upshall	3
Oct. 21, 2010	Los Angeles	4-2 W	Lee Stempniak	3
Nov. 3, 2010	Nashville	4-3 W	Ed Jovanovski	3
Nov. 12, 2010	Calgary	5-4 W	Vernon Fiddler	3
Nov. 13, 2010	St. Louis	5-3 W	Ray Whitney	3
Jan. 7, 2012	N.Y. Islanders	5-1 W	Shane Doan	3
Jan. 23, 2013	Columbus	5-1 W	Steve Sullivan	3
Apr. 27, 2013	at Anaheim	5-3 W	Radim Vrbata	3
Oct. 3, 2013	N.Y. Rangers	4-1 W	Radim Vrbata	3
Dec. 21, 2013	at Ottawa	4-3 W (OT)	Antoine Vermette	3
Jan. 26, 2014	at Vancouver	5-4 L (OT)	Antoine Vermette	3
Oct. 15, 2014	Edmonton	7-4 W	Mikkel Boedker	3
Nov. 14, 2014	at Vancouver	5-0 W	Martin Hanzal	3
Oct. 14, 2015	at Anaheim	4-0 W	Anthony Duclair	3
Oct. 24, 2015	at Ottawa	4-1 W	Mikkel Boedker	3
Nov. 28, 2015	Ottawa	4-3 W	Mikkel Boedker	3
Dec. 29, 2015	Chicago	7-5 L	Shane Doan	3
Jan. 12, 2016	Edmonton	4-3 W (OT)	Max Domi	3
Nov. 18, 2017	at Ottawa	3-2 W (OT)	Anthony Duclair	3
Oct. 23, 2018	at Columbus	4-1 W	Christian Fischer	3
Feb. 28, 2019	Vancouver	5-2 W	Brad Richardson	4
Mar. 14, 2019	Anaheim	6-1 W	Vinnie Hinostroza	3



DATE	OPPONENT	RESULT	SAVES	GOALTENDER
Feb. 12, 1980	at NY Islanders	0-0 T	20	Markus Mattsson
Mar. 26, 1980	Hartford	7-0 W	27	Markus Mattsson
Jan. 31, 1981	at Toronto	2-0 W	38	Markus Mattsson
Jan. 20, 1982	Washington	3-0 W	21	Doug Soetaert
Mar. 5, 1982	Detroit	2-0 W	33	Doug Soetaert
Mar. 20, 1982	Toronto	7-0 W	21	Ed Staniowski
Oct. 9, 1982	at Detroit	8-0 W	36	Ed Staniowski
Mar. 9, 1983	Buffalo	6-0 W	24	Brian Hayward
Nov. 7, 1984	at Hartford	3-0 W	29	Marc Behrend
Jan. 5, 1986	Vancouver	4-0 W	20	Dan Bouchard
Mar. 16, 1986	Detroit	6-0 W	15	Dan Bouchard
Nov. 7, 1986	St. Louis	2-0 W	25	Daniel Berthiaume
Jan. 9, 1987	Hartford	3-0 W	29	Eldon Reddick/ Daniel Berthiaume
Jan. 19, 1988	St. Louis	3-0 W	23	Daniel Berthiaume
Feb. 3, 1988	Calgary	9-0 W	25	Daniel Berthiaume
Nov. 18, 1988	Toronto	3-0 W	30	Alain Chevrier
Feb. 26, 1989	Calgary	1-0 W	24	Bob Essensa
Nov. 18, 1989	at Philadelphia	1-0 W (OT)	31	Daniel Berthiaume
Mar. 29, 1990	at Los Angeles	1-0 W	30	Bob Essensa
Oct. 31, 1990	at Edmonton	1-0 W (OT)	34	Bob Essensa
Dec. 28, 1990	Boston	6-0 W	31	Bob Essensa
Jan. 21, 1991	Minnesota	2-0 W	28	Bob Essensa
Feb. 17, 1991	Quebec	6-0 W	25	Rick Tabaracci
Mar. 23, 1991	at Edmonton	3-0 W	26	Bob Essensa
Oct. 25, 1991	Philadelphia	2-0 W	34	Bob Essensa
Nov. 16, 1991	at New Jersey	1-0 W	40	Bob Essensa
Nov. 23, 1991	at Edmonton	4-0 W	36	Bob Essensa
Jan. 23, 1992	at Philadelphia	1-0 W	24	Stephane Beauregard
Jan. 28, 1992	at Pittsburgh	4-0 W	38	Bob Essensa
Feb. 2, 1992	San Jose	6-0 W	40	Bob Essensa
Mar. 11, 1992	San Jose	3-0 W	20	Stephane Beauregard
Dec. 19, 1992	at St. Louis	1-0 W	32	Bob Essensa
Apr. 15, 1993	Edmonton	3-0 W	31	Bob Essensa
Oct. 16, 1993	Chicago	1-0 W (OT)	33	Bob Essensa
Mar. 16, 1994	St. Louis	4-0 W	41	Tim Cheveldae
Nov. 26, 1995	Edmonton	4-0 W	34	Nikolai Khabibulin
Feb. 23, 1996	Chicago	1-0 W (OT)	36	Nikolai Khabibulin
Dec. 5, 1996	at St. Louis	3-0 W	33	Darcy Wakaluk
Jan. 25, 1997	Vancouver	4-0 W	26	Nikolai Khabibulin
Jan. 29, 1997	at Detroit	3-0 W	30	Nikolai Khabibulin
Feb. 12, 1997	at Dallas	5-0 W	33	Nikolai Khabibulin
Mar. 5, 1997	at Florida	3-0 W	14	Nikolai Khabibulin
Mar. 6, 1997	at Tampa Bay	5-0 W	30	Nikolai Khabibulin
Mar. 8, 1997	at Chicago	2-0 W	28	Nikolai Khabibulin
Mar. 22, 1997	at Toronto	3-0 W	33	Nikolai Khabibulin
Nov. 8, 1997	at Toronto	3-0 W	25	Nikolai Khabibulin
Nov. 22, 1997	Toronto	2-0 W	28	Nikolai Khabibulin
Dec. 26, 1997	at San Jose	4-0 W	30	Nikolai Khabibulin
Jan. 1, 1998	Los Angeles	4-0 W	23	Nikolai Khabibulin
Mar. 14, 1998	at St. Louis	2-0 W	24	Jimmy Waite
Nov. 1, 1998	at Los Angeles	3-0 W	31	Nikolai Khabibulin
Nov. 11, 1998	at Dallas	2-0 W	38	Jimmy Waite
Nov. 28, 1998	at Los Angeles	4-0 W	20	Nikolai Khabibulin
Dec. 12, 1998	at Ottawa	2-0 W	42	Nikolai Khabibulin
Jan. 11, 1999	Buffalo	1-0 W	23	Nikolai Khabibulin
Feb. 6, 1999	Chicago	3-0 W	28	Nikolai Khabibulin
Feb. 10, 1999	Los Angeles	3-0 W	26	Nikolai Khabibulin
Mar. 13, 1999	Anaheim	1-0 W	27	Nikolai Khabibulin
Apr. 17, 1999	Dallas	2-0 W	27	Nikolai Khabibulin
Oct. 5, 1999	Anaheim	4-0 W	21	Mikhail Shtalenkov
Oct. 31, 1999	at Anaheim	3-0 W	33	Mikhail Shtalenkov
Nov. 26, 1999	Colorado	7-0 W	28	Sean Burke
Feb. 1, 2000	at San Jose	1-0 W (OT)	34	Bob Essensa
Mar. 9, 2000	NY Islanders	5-0 W	30	Sean Burke
Mar. 11, 2000	Vancouver	5-0 W	26	Sean Burke
Oct. 30, 2000	at Colorado	4-0 W	45	Sean Burke
Nov. 12, 2000	at NY Rangers	2-0 W	39	Sean Burke
Nov. 30, 2000	Minnesota	2-0 W	30	Robert Esche
Feb. 9, 2001	Edmonton	2-0 W	38	Sean Burke
Feb. 16, 2001	at Carolina	2-0 W	33	Robert Esche
Mar. 28, 2001	at Minnesota	2-0 W	29	Sean Burke
Oct. 27, 2001	Colorado	1-0 W	29	Sean Burke
Nov. 29, 2001	Nashville	1-0 W	27	Sean Burke
Dec. 5, 2001	St. Louis	3-0 W	27	Sean Burke
Dec. 31, 2001	NY Rangers	5-0 W	37	Sean Burke
Jan. 21, 2002	at Nashville	1-0 W	19	Robert Esche
Mar. 24, 2002	Los Angeles	4-0 W	25	Sean Burke
Dec. 28, 2002	Philadelphia	4-0 W	23	Sean Burke
Jan. 8, 2003	at Chicago	0-0 T	40	Zac Bierk
Apr. 4, 2003	Nashville	1-0 W	24	Sean Burke
Oct. 12, 2003	at Anaheim	2-0 W	31	Sean Burke
Dec. 31, 2003	Los Angeles	4-0 W	21	Brian Boucher
Jan. 2, 2004	at Dallas	6-0 W	35	Brian Boucher

DATE	OPPONENT	RESULT	SAVES	GOALTENDER
Jan. 4, 2004	at Carolina	3-0 W	26	Brian Boucher
Jan. 7, 2004	at Washington	3-0 W	27	Brian Boucher
Jan. 9, 2004	at Minnesota	2-0 W	21	Brian Boucher
Oct. 17, 2005	at Calgary	2-0 W	25	Curtis Joseph
Nov. 3, 2005	Los Angeles	4-0 W	21	Curtis Joseph
Apr. 13, 2006	Los Angeles	3-0 W	32	Curtis Joseph
Apr. 16, 2006	at St. Louis	3-0 W	40	Curtis Joseph
Dec. 23, 2006	Anaheim	2-0 W	29	Mikael Tellqvist
Dec. 30, 2006	San Jose	8-0 W	40	Curtis Joseph
Jan. 4, 2007	at Carolina	2-0 W	29	Curtis Joseph
Feb. 6, 2007	at Columbus	3-0 W	28	Curtis Joseph
Feb. 27, 2007	at Edmonton	3-0 W	26	Curtis Joseph
Mar. 12, 2007	Philadelphia	4-0 W	24	Mikael Tellqvist
Oct. 25, 2007	at Anaheim	1-0 W	31	Alex Auld
Nov. 2, 2007	at Dallas	5-0 W	35	Mikael Tellqvist
Nov. 17, 2007	at Los Angeles	1-0 W	28	Ilya Bryzgalov
Feb. 18, 2008	at Los Angeles	4-0 W	34	Mikael Tellqvist
Feb. 24, 2008	St. Louis	2-0 W	35	Ilya Bryzgalov
Mar. 13, 2008	Vancouver	2-0 W	24	Ilya Bryzgalov
Dec. 20, 2008	Columbus	2-0 W	33	Ilya Bryzgalov
Jan. 10, 2009	Dallas	1-0 W (SO)	38	Ilya Bryzgalov
Feb. 11, 2009	at Dallas	1-0 W	33	Ilya Bryzgalov
Apr. 1, 2009	at Colorado	3-0 W	23	Al Montoya
Oct. 7, 2009	at Pittsburgh	3-0 W	24	Ilya Bryzgalov
Oct. 12, 2009	at San Jose	1-0 W (SO)	26	Ilya Bryzgalov
Oct. 29, 2009	at St. Louis	2-0 W	32	Ilya Bryzgalov
Dec. 7, 2009	Minnesota	2-0 W	28	Ilya Bryzgalov
Dec. 23, 2009	Anaheim	4-0 W	21	Ilya Bryzgalov
Feb. 2, 2010	at Nashville	1-0 W (SO)	25	Ilya Bryzgalov
Mar. 6, 2010	Anaheim	4-0 W	32	Ilya Bryzgalov
Mar. 13, 2010	at Carolina	4-0 W	29	Ilya Bryzgalov
Nov. 23, 2010	Edmonton	5-0 W	23	Ilya Bryzgalov
Dec. 5, 2010	at Anaheim	3-0 W	26	Ilya Bryzgalov
Dec. 26, 2010	at Dallas	1-0 W	30	Jason LaBarbera
Jan. 6, 2011	at Colorado	2-0 W	34	Jason LaBarbera
Jan. 20, 2011	at Los Angeles	2-0 W	36	Ilya Bryzgalov
Feb. 5, 2011	Minnesota	1-0 W	25	Ilya Bryzgalov
Feb. 7, 2011	Colorado	3-0 W	26	Ilya Bryzgalov
Mar. 10, 2011	Calgary	3-0 W	39	Ilya Bryzgalov
Mar. 24, 2011	Columbus	3-0 W	28	Ilya Bryzgalov
Nov. 12, 2011	at San Jose	3-0 W	31	Mike Smith
Nov. 26, 2011	Dallas	3-0 W	26	Mike Smith
Feb. 11, 2012	Chicago	3-0 W	38	Mike Smith
Feb. 16, 2012	at Los Angeles	1-0 W	28	Mike Smith
Mar. 10, 2012	San Jose	3-0 W	42	Mike Smith
Mar. 29, 2012	San Jose	2-0 W	38	Mike Smith
Mar. 31, 2012	Anaheim	4-0 W	44	Mike Smith
Apr. 3, 2012	Columbus	2-0 W	54	Mike Smith
Jan. 28, 2013	Nashville	4-0 W	21	Chad Johnson
Feb. 2, 2013	Dallas	2-0 W	17	Mike Smith
Feb. 9, 2013	at San Jose	1-0 W (SO)	33	Mike Smith
Feb. 18, 2013	Calgary	4-0 W	30	Mike Smith
Mar. 16, 2013	at Columbus	1-0 L (SO)	23	Mike Smith
Apr. 6, 2013	Colorado	4-0 W	24	Mike Smith
Jan. 7, 2014	Calgary	6-0 W	27	Thomas Greiss
Jan. 16, 2014	Vancouver	1-0 W	29	Mike Smith
Jan. 28, 2014	Los Angeles	3-0 W	30	Thomas Greiss
Feb. 7, 2014	Chicago	2-0 W	30	Mike Smith
Mar. 4, 2014	Vancouver	1-0 W	23	Mike Smith
Nov. 14, 2014	at Vancouver	5-0 W	35	Devan Dubnyk
Oct. 14, 2015	at Anaheim	4-0 W	37	Mike Smith
Dec. 19, 2015	NY Islanders	1-0 W	25	Louis Domingue
Jan. 9, 2016	Nashville	4-0 W	26	Louis Domingue
Mar. 12, 2016	Edmonton	4-0 W	44	Mike Smith
Apr. 2, 2016	Washington	3-0 W	31	Mike Smith
Jan. 26, 2017	Vancouver	3-0 W	19	Mike Smith
Feb. 13, 2017	at Calgary	5-0 W	36	Mike Smith
Mar. 13, 2017	Colorado	1-0 W	22	Mike Smith
Dec. 2, 2017	New Jersey	5-0 W	27	Scott Wedgewood
Feb. 17, 2018	Edmonton	1-0 W	40	Antti Raanta
Feb. 24, 2018	Anaheim	2-0 W	26	Antti Raanta
Mar. 11, 2018	Vancouver	1-0 W	27	Darcy Kuemper
Mar. 31, 2018	St. Louis	6-0 W	34	Antti Raanta
Nov. 29, 2018	at Nashville	3-0 W	29	Adin Hill
Jan. 6, 2019	NY Rangers	5-0 W	23	Darcy Kuemper
Feb. 16, 2019	Toronto	2-0 W	22	Darcy Kuemper
Mar. 7, 2019	Calgary	2-0 W	30	Darcy Kuemper
Mar. 26, 2019	Chicago	1-0 W	31	Darcy Kuemper
Mar. 31, 2019	Minnesota	4-0 W	39	Darcy Kuemper
Nov. 2, 2019	Colorado	3-0 W	33	Darcy Kuemper
Nov. 16, 2019	Calgary	3-0 W	37	Darcy Kuemper
Nov. 18, 2019	Los Angeles	3-0 W	31	Antti Raanta
Feb. 4, 2020	Edmonton	3-0 W	30	Antti Raanta



DATE	OPPONENT	RESULT	TOTAL GOALS
Nov. 25, 1987	at Detroit	10-8 L	18
Nov. 11, 1981	at Minnesota	15-2 L	17
Feb. 25, 1985	at NY Rangers	12-5 W	17
Feb. 2, 1982	at St. Louis	10-6 L	16
Mar. 30, 1983	Los Angeles	10-5 W	15
Nov. 24, 1990	at Quebec	11-4 W	15
Feb. 6, 1981	at Edmonton	10-4 L	14
Oct. 19, 1983	Montreal	12-2 L	14
Dec. 15, 1982	at Chicago	10-3 L	13
Mar. 27, 1981	Vancouver	10-2 L	12
Nov. 29, 1981	Edmonton	10-2 L	12
Mar. 13, 1982	at Toronto	10-2 W	12
Mar. 18, 1989	at Toronto	10-2 W	12
Mar. 1, 2000	Carolina	7-5 W	12
Dec. 3, 2005	Carolina	8-4 W	12
Mar. 10, 2007	Chicago	7-5 L	12
Mar. 18, 2008	at Edmonton	8-4 L	12
Feb. 14, 2009	Calgary	7-5 L	12
Dec. 17, 2015	Columbus	7-5 L	12
Dec. 29, 2015	Chicago	7-5 L	12
Mar. 5, 1981	at Philadelphia	10-1 L	11
Mar. 25, 1987	Calgary	10-1 W	11
Mar. 5, 1988	at Toronto	10-1 W	11
Oct. 12, 1988	at Chicago	10-1 L	11
Oct. 15, 2000	at Los Angeles	6-5 W	11
Feb. 27, 2001	at Boston	7-4 L	11
Mar. 24, 2001	Edmonton	7-4 W	11
Jan. 9, 2002	San Jose	6-5 L	11
Feb. 8, 2002	Los Angeles	6-5 W	11
Dec. 26, 2005	at Colorado	7-4 L	11
Dec. 29, 2005	Los Angeles	6-5 W	11
Jan. 31, 2006	Vancouver	7-4 L	11
Oct. 11, 2006	at Detroit	9-2 L	11
Nov. 30, 2006	Los Angeles	7-4 W	11
Nov. 7, 2007	at Anaheim	6-5 W (OT)	11
Mar. 20, 2008	at Los Angeles	6-5 L (SO)	11
Mar. 30, 2009	Dallas	6-5 W (OT)	11
Jan. 2, 2011	at Minnesota	6-5 L (OT)	11
Feb. 23, 2011	at Tampa Bay	8-3 L	11
Mar. 28, 2013	at Nashville	7-4 W	11
Oct. 24, 2013	at Los Angeles	7-4 L	11
Oct. 15, 2014	Edmonton	7-4 W	11
Nov. 2, 2014	at Washington	6-5 W	11
Oct. 18, 2016	at Ottawa	7-4 L	11
Dec. 28, 2017	Toronto	7-4 L	11
Jan. 13, 2018	at San Jose	6-5 L (OT)	11
Mar. 22, 2018	at Carolina	6-5 L	11
Dec. 19, 2019	Minnesota	8-5 W	11

DATE	OPPONENT	RESULT	GOALTENDER	GOAL
Feb. 12, 1980	at NY Islanders	0-0 T	Markus Mattsson	----
Jan. 8, 2003	at Chicago	0-0 T	Zac Bierk	----
Feb. 26, 1989	Calgary	1-0 W	Bob Essensa	Dale Hawerchuk
Nov. 18, 1989	at Philadelphia	1-0 W (OT)	Daniel Berthiaume	Doug Smail
Mar. 29, 1990	at Los Angeles	1-0 W	Bob Essensa	Pat Elynuik
Oct. 31, 1990	at Edmonton	1-0 W (OT)	Bob Essensa	Pat Elynuik
Nov. 16, 1991	at New Jersey	1-0 W	Bob Essensa	Ed Olczyk
Jan. 23, 1992	at Philadelphia	1-0 W	Stephane Beauregard	Phil Housley
Mar. 13, 1992	Hartford	1-0 L	Stephane Beauregard	Bobby Holik
Dec. 19, 1992	at St. Louis	1-0 W	Bob Essensa	Thomas Steen
Oct. 16, 1993	Chicago	1-0 W (OT)	Bob Essensa	Nelson Emerson
Feb. 16, 1996	Pittsburgh	1-0 L	Nikolai Khabibulin	Jaromir Jagr
Feb. 23, 1996	Chicago	1-0 W (OT)	Nikolai Khabibulin	Dallas Drake
Oct. 5, 1996	Hartford	1-0 L	Nikolai Khabibulin	Alexander Godynnyuk
Jan. 11, 1999	Buffalo	1-0 W	Nikolai Khabibulin	Dallas Drake
Mar. 13, 1999	Anaheim	1-0 W	Nikolai Khabibulin	Mike Stapleton
Mar. 29, 1999	at Vancouver	1-0 L	Mikhail Shtalenkov	Peter Schaefer
Apr. 6, 1999	San Jose	1-0 L	Nikolai Khabibulin	Bill Houlder
Feb. 1, 2000	at San Jose	1-0 W (OT)	Bob Essensa	Keith Carney
Feb. 22, 2000	at Montreal	1-0 L	Sean Burke	Benoit Brunet
Oct. 27, 2001	Colorado	1-0 W	Sean Burke	Krystofer Kolanos
Nov. 4, 2001	at Carolina	1-0 L	Sean Burke	Josef Vasicek
Nov. 29, 2001	Nashville	1-0 W	Sean Burke	Sergei Berezin
Jan. 21, 2002	at Nashville	1-0 W	Robert Esche	Sergei Berezin
Jan. 18, 2003	Buffalo	1-0 L	Zac Bierk	Curtis Brown
Jan. 26, 2003	at Vancouver	1-0 L	Zac Bierk	Markus Naslund
Apr. 4, 2003	Nashville	1-0 W	Sean Burke	Branko Radivojevic
Nov. 23, 2003	at Atlanta	1-0 L	Brian Boucher	Marc Savard
Mar. 31, 2004	at Calgary	1-0 L	Brent Johnson	Jarome Iginla
Nov. 9, 2006	Dallas	1-0 L	Curtis Joseph	Brenden Morrow
Feb. 3, 2007	Minnesota	1-0 L	Curtis Joseph	Marian Gaborik
Oct. 25, 2007	at Anaheim	1-0 W	Alex Auld	Craig Weller
Nov. 17, 2007	at Los Angeles	1-0 W	Ilya Bryzgalov	Shane Doan
Dec. 7, 2007	vs. San Jose	1-0 L	Ilya Bryzgalov	Milan Michalek
Feb. 27, 2008	at Chicago	1-0 L	Ilya Bryzgalov	Jason Williams
Nov. 6, 2008	at Vancouver	1-0 L	Ilya Bryzgalov	Kevin Bieksa
Jan. 10, 2009	Dallas	1-0 W (SO)	Ilya Bryzgalov	*Kyle Turris
Feb. 11, 2009	at Dallas	1-0 W	Ilya Bryzgalov	Enver Lisin
Oct. 12, 2009	at San Jose	1-0 W (SO)	Ilya Bryzgalov	*Lauri Korpikoski
Feb. 2, 2010	at Nashville	1-0 W (SO)	Ilya Bryzgalov	*Adrian Aucoin
Dec. 26, 2010	at Dallas	1-0 W	Jason LaBarbera	Kyle Turris
Feb. 5, 2011	Minnesota	1-0 W	Ilya Bryzgalov	Taylor Pyatt
Mar. 3, 2011	at Los Angeles	1-0 L	Ilya Bryzgalov	Jarret Stoll
Dec. 1, 2011	at Winnipeg	1-0 L	Mike Smith	Bryan Little
Jan. 5, 2012	at Los Angeles	1-0 L (OT)	Mike Smith	Drew Doughty
Feb. 16, 2012	at Los Angeles	1-0 W	Mike Smith	Radim Vrbata
Feb. 9, 2013	at San Jose	1-0 W (SO)	Mike Smith	Mikkel Boedker
Mar. 16, 2013	at Columbus	1-0 L (SO)	Mike Smith	Artem Anisimov
Jan. 16, 2014	Vancouver	1-0 W	Mike Smith	Antoine Vermette
Mar. 4, 2014	Vancouver	1-0 W	Mike Smith	Antoine Vermette
Nov. 8, 2014	N.Y. Islanders	1-0 L	Mike Smith	Frans Nielsen
Mar. 16, 2015	at Los Angeles	1-0 L	Mike Smith	Andy Andreoff
Dec. 19, 2015	N.Y. Islanders	1-0 W	Louis Domingue	Oliver Ekman-Larsson
Apr. 9, 2016	at San Jose	1-0 L	Mike Smith	Joe Pavelski
Mar. 13, 2017	Colorado	1-0 W	Mike Smith	Brendan Perlini
Dec. 9, 2017	at Columbus	1-0 L	Antti Raanta	Josh Anderson
Feb. 17, 2018	Edmonton	1-0 W	Antti Raanta	Christian Dvorak
Mar. 11, 2018	Vancouver	1-0 W	Darcy Kuemper	Oliver Ekman-Larsson
Oct. 6, 2018	Anaheim	1-0 L	Antti Raanta	Max Comtois
Mar. 26, 2019	Chicago	1-0 W	Darcy Kuemper	Nick Cousins
Oct. 5, 2019	Boston	1-0 L	Darcy Kuemper	Brad Marchand
Feb. 20, 2020	at St. Louis	1-0 L	Antti Raanta	Ryan O'Reilly

\*Shootout-Deciding Goal

## GOALS

PLAYER	SEASON	NO.
1. Teemu Selanne	1992-93	76
2. Dale Hawerchuk	1984-85	53
3. Keith Tkachuk	1996-97	52
4. Keith Tkachuk	1995-96	50
5. Dale Hawerchuk	1986-87	47
6. Dale Hawerchuk	1985-86	46
7. Dale Hawerchuk	1981-82	45
8. Dale Hawerchuk	1987-88	44
9. Morris Lukowich	1981-82	43
10. Paul MacLean	1984-85	41
Dale Hawerchuk	1988-89	41
Keith Tkachuk	1993-94	41

## ASSISTS

PLAYER	SEASON	NO.
1. Phil Housley	1992-93	79
2. Dale Hawerchuk	1984-85	77
Dale Hawerchuk	1987-88	77
4. Dale Hawerchuk	1983-84	65
5. Phil Housley	1991-92	63
6. Dave Babych	1982-83	61
Thomas Steen	1988-89	61
8. Paul MacLean	1984-85	60
9. Dale Hawerchuk	1985-86	59
10. Dale Hawerchuk	1981-82	58

## POINTS

PLAYER	SEASON	NO.
1. Teemu Selanne	1992-93	132
2. Dale Hawerchuk	1984-85	130
3. Dale Hawerchuk	1987-88	121
4. Dale Hawerchuk	1985-86	105
5. Dale Hawerchuk	1981-82	103
6. Dale Hawerchuk	1983-84	102
7. Paul MacLean	1984-85	101
8. Dale Hawerchuk	1986-87	100
9. Keith Tkachuk	1995-96	98
10. Phil Housley	1992-93	97

## POWER-PLAY GOALS

PLAYER	SEASON	NO.
1. Teemu Selanne	1992-93	24
2. Keith Tkachuk	1993-94	22
Paul MacLean	1987-88	22
4. Dale Hawerchuk	1987-88	20
Andrew McBain	1987-88	20
Andrew McBain	1988-89	20
Keith Tkachuk	1995-96	20
8. Dale Hawerchuk	1985-86	18
9. Dale Hawerchuk	1984-85	17
Shane Doan	2005-06	17

## SHORTHANDED GOALS

PLAYER	SEASON	NO.
1. Dave McLlwain	1989-90	7
2. Michael Grabner	2018-19	6
3. Nelson Emerson	1993-94	5
Bob Corkum	1997-98	5
5. Trevor Letowski	1999-00	4
Brian Mullen	1983-84	4
Doug Smail	1983-84	4
Dallas Drake	1995-96	4

## GAME-WINNING GOALS

PLAYER	SEASON	NO.
1. Jeremy Roenick	1999-00	12
Radim Vrbata	2011-12	12
3. Keith Tkachuk	1997-98	8
<b>Oliver Ekman-Larsson</b>	<b>2015-16</b>	<b>8</b>
4. Lucien DeBlois	1982-83	7
Ed Olczyk	1991-92	7
Teemu Selanne	1992-93	7
Keith Tkachuk	1996-97	7
Jeremy Roenick	1996-97	7
Mike Gartner	1996-97	7
Keith Tkachuk	1998-99	7
Jeremy Roenick	2000-01	7
Shane Doan	2005-06	7
Shane Doan	2006-07	7
<b>Oliver Ekman-Larsson</b>	<b>2014-15</b>	<b>7</b>

## PENALTY MINUTES

PLAYER	SEASON	NO.
1. Tie Domi	1993-94	347
2. Daniel Carcillo	2007-08	324
3. Jimmy Mann	1979-80	287
4. Shawn Cronin	1991-92	271
5. Gord Donnelly	1990-91	265
6. Mike Hartman	1991-92	264
7. Keith Tkachuk	1993-94	255
8. Tie Domi	1992-93	249
9. Shawn Cronin	1989-90	243
10. Laurie Boschman	1985-86	241

## WINS

PLAYER	SEASON	NO.
1. Ilya Bryzgalov	2009-10	42
2. Mike Smith	2011-12	38
3. Ilya Bryzgalov	2010-11	36
4. Sean Burke	2001-02	33
Brian Hayward	1984-85	33
Bob Essensa	1992-93	33
7. Curtis Joseph	2005-06	32
Nikolai Khabibulin	1998-99	32
9. Nikolai Khabibulin	1996-97	30
Nikolai Khabibulin	1997-98	30

## SHUTOUTS

PLAYER	SEASON	NO.
1. Nikolai Khabibulin	1998-99	8
Ilya Bryzgalov	2009-10	8
Mike Smith	2011-12	8
4. Nikolai Khabibulin	1996-97	7
Ilya Bryzgalov	2010-11	7
6. Bob Essensa	1991-92	5
Sean Burke	2001-02	5
Brian Boucher	2003-04	5
Mike Smith	2012-13	5
<b>Darcy Kuemper</b>	<b>2018-19</b>	<b>5</b>

## GOALS AGAINST AVERAGE

(min. 25 games played)

PLAYER	SEASON	AVG.
1. Nikolai Khabibulin	1998-99	2.13
2. Mike Smith	2011-12	2.21
<b>3. Darcy Kuemper</b>	<b>2019-20</b>	<b>2.22</b>
<b>4. Antti Raanta</b>	<b>2017-18</b>	<b>2.24</b>
5. Sean Burke	2000-01	2.27
6. Sean Burke	2001-02	2.29
Ilya Bryzgalov	2009-10	2.29
Thomas Greiss	2013-14	2.29
<b>9. Darcy Kuemper</b>	<b>2018-19</b>	<b>2.33</b>
10. Ilya Bryzgalov	2007-08	2.43
11. Ilya Bryzgalov	2010-11	2.48

## SAVE PERCENTAGE

(min. 25 games played)

PLAYER	SEASON	SV%.
1. Mike Smith	2011-12	.930
<b>Antti Raanta</b>	<b>2017-18</b>	<b>.930</b>
<b>3. Darcy Kuemper</b>	<b>2019-20</b>	<b>.928</b>
<b>4. Darcy Kuemper</b>	<b>2018-19</b>	<b>.925</b>
5. Nikolai Khabibulin	1998-99	.923
6. Sean Burke	2000-01	.922
<b>7. Antti Raanta</b>	<b>2019-20</b>	<b>.921</b>
Ilya Bryzgalov	2007-08	.921
Ilya Bryzgalov	2010-11	.921
10. Sean Burke	2001-02	.920
Ilya Bryzgalov	2009-10	.920
Thomas Greiss	2013-14	.920

## GOALS

SEASON	NO.	PLAYER
1979-80	35	Morris Lukowich
1980-81	33	Morris Lukowich
1981-82	45	Dale Hawerchuk
1982-83	40	Dale Hawerchuk
1983-84	37	Dale Hawerchuk
1984-85	53	Dale Hawerchuk
1985-86	46	Dale Hawerchuk
1986-87	47	Dale Hawerchuk
1987-88	44	Dale Hawerchuk
1988-89	41	Dale Hawerchuk
1989-90	32	Pat Elynuik, Paul Fenton
1990-91	31	Pat Elynuik
1991-92	32	Eddie Olczyk
1992-93	76	Teemu Selanne
1993-94	41	Keith Tkachuk
1994-95	30	Alexei Zhamnov
1995-96	50	Keith Tkachuk
1996-97	52	Keith Tkachuk
1997-98	40	Keith Tkachuk
1998-99	36	Keith Tkachuk
1999-00	34	Jeremy Roenick
2000-01	30	Jeremy Roenick
2001-02	32	Daniel Briere
2002-03	23	Mike Johnson
2003-04	27	Shane Doan
2005-06	30	Mike Comrie, Shane Doan
2006-07	27	Shane Doan
2007-08	28	Shane Doan
2008-09	31	Shane Doan
2009-10	28	Lee Stempniak
2010-11	20	Shane Doan
2011-12	35	Radim Vrbata
2012-13	13	Shane Doan, Antoine Vermette
2013-14	24	Antoine Vermette
2014-15	23	Oliver Ekman-Larsson
2015-16	28	Shane Doan
2016-17	20	Radim Vrbata
2017-18	23	Clayton Keller
2018-19	19	Alex Galchenyuk, Brad Richardson
2019-20	22	Conor Garland

## ASSISTS

SEASON	NO.	PLAYER
1979-80	39	Morris Lukowich
1980-81	43	Dave Christian
1981-82	58	Dale Hawerchuk
1982-83	61	Dave Babych
1983-84	65	Dale Hawerchuk
1984-85	77	Dale Hawerchuk
1985-86	59	Dale Hawerchuk
1986-87	53	Dale Hawerchuk
1987-88	77	Dale Hawerchuk
1988-89	61	Thomas Steen
1989-90	55	Dale Hawerchuk
1990-91	53	Phil Housley
1991-92	63	Phil Housley
1992-93	79	Phil Housley
1993-94	45	Alexei Zhamnov
1994-95	35	Alexei Zhamnov
1995-96	48	Teemu Selanne, Keith Tkachuk
1996-97	45	Oleg Tverdokvsky
1997-98	44	Cliff Ronning
1998-99	48	Jeremy Roenick
1999-00	44	Jeremy Roenick
2000-01	46	Jeremy Roenick
2001-02	35	Daymond Langkow, Teppo Numminen
2002-03	40	Mike Johnson
2003-04	41	Shane Doan
2005-06	41	Ladislav Nagy
2006-07	28	Shane Doan
2007-08	50	Shane Doan
2008-09	42	Shane Doan
2009-10	42	Wojtek Wolski
2010-11	48	Keith Yandle
2011-12	53	Ray Whitney
2012-13	21	Oliver Ekman-Larsson
2013-14	45	Keith Yandle
2014-15	37	Keith Yandle
2015-16	34	Oliver Ekman-Larsson, Max Domi
2016-17	35	Radim Vrbata
2017-18	42	Clayton Keller, Derek Stepan
2018-19	33	Clayton Keller
2019-20	34	Nick Schmaltz

## POINTS

SEASON	NO.	PLAYER
1979-80	74	Morris Lukowich
1980-81	71	Dave Christian
1981-82	103	Dale Hawerchuk
1982-83	91	Dale Hawerchuk
1983-84	102	Dale Hawerchuk
1984-85	130	Dale Hawerchuk
1985-86	105	Dale Hawerchuk
1986-87	100	Dale Hawerchuk
1987-88	121	Dale Hawerchuk
1988-89	96	Dale Hawerchuk
1989-90	81	Dale Hawerchuk
1990-91	76	Phil Housley
1991-92	86	Phil Housley
1992-93	132	Teemu Selanne
1993-94	81	Keith Tkachuk
1994-95	65	Alexei Zhamnov
1995-96	98	Keith Tkachuk
1996-97	86	Keith Tkachuk
1997-98	66	Keith Tkachuk
1998-99	72	Jeremy Roenick
1999-00	78	Jeremy Roenick
2000-01	76	Jeremy Roenick
2001-02	62	Daymond Langkow
2002-03	63	Mike Johnson
2003-04	68	Shane Doan
2005-06	66	Shane Doan
2006-07	55	Shane Doan
2007-08	78	Shane Doan
2008-09	73	Shane Doan
2009-10	65	Wojtek Wolski
2010-11	60	Shane Doan
2011-12	77	Ray Whitney
2012-13	30	Keith Yandle
2013-14	53	Keith Yandle
2014-15	43	Oliver Ekman-Larsson
2015-16	55	Oliver Ekman-Larsson
2016-17	55	Radim Vrbata
2017-18	65	Clayton Keller
2018-19	47	Clayton Keller
2019-20	45	Nick Schmaltz

## POWER-PLAY GOALS

SEASON	NO.	PLAYER
1979-80	13	Morris Lukowich
1980-81	9	Dave Christian, Morris Lukowich
1981-82	13	Morris Lukowich
1982-83	15	Paul MacLean
1983-84	13	Paul MacLean
1984-85	17	Dale Hawerchuk
1985-86	18	Dale Hawerchuk
1986-87	10	Dale Hawerchuk, Paul MacLean
1987-88	22	Paul MacLean
1988-89	20	Andrew McBain
1989-90	14	Pat Elynuik
1990-91	16	Pat Elynuik
1991-92	13	Fredrik Olausson
1992-93	24	Teemu Selanne
1993-94	22	Keith Tkachuk
1994-95	9	Alexei Zhamnov
1995-96	20	Keith Tkachuk
1996-97	13	Mike Gartner
1997-98	11	Keith Tkachuk
1998-99	11	Keith Tkachuk
1999-00	6	Jeremy Roenick, Travis Green
2000-01	13	Jeremy Roenick
2001-02	12	Daniel Briere
2002-03	8	Mike Johnson, Ladislav Nagy
2003-04	11	Ladislav Nagy
2005-06	17	Shane Doan
2006-07	11	Shane Doan
2007-08	9	Shane Doan
2008-09	10	Shane Doan
2009-10	9	Lee Stempniak
2010-11	11	Shane Doan
2011-12	9	Radim Vrbata
2012-13	5	Keith Yandle
2013-14	10	Radim Vrbata, Shane Doan
2014-15	10	Oliver Ekman-Larsson
2015-16	12	Shane Doan, Oliver Ekman-Larsson
2016-17	8	Oliver Ekman-Larsson
2017-18	6	Oliver Ekman-Larsson, Clayton Keller
2018-19	9	Alex Galchenyuk
2019-20	9	Phil Kessel

## SHORTHANDED GOALS

SEASON	NO.	PLAYER
1979-80	2	Jude Drouin
1980-81	3	Doug Smail
1981-82	1	Four players tied
1982-83	3	Lucien Deblois, Doug Smail
1983-84	4	Brian Mullen, Doug Smail
1984-85	3	Dale Hawerchuk, Doug Smail
1985-86	3	Doug Smail, Thomas Steen
1986-87	3	Thomas Steen
1987-88	3	Dale Hawerchuk, Doug Smail
1988-89	3	Dale Hawerchuk
1989-90	7	Dave McLlwain
1990-91	2	Dave McLlwain, Phil Sykes
1991-92	2	Troy Murray, Danton Cole
1992-93	1	Alexei Zhamnov, Teppo Numminen, Luciano Borsato
1993-94	5	Nelson Emerson
1994-95	2	Keith Tkachuk, Teemu Selanne
1995-96	4	Dallas Drake
1996-97	3	Jeremy Roenick
1997-98	5	Bob Corkum
1998-99	2	Keith Tkachuk, Mike Stapleton, Keith Carney
1999-00	4	Trevor Letowski
2000-01	3	Mike Sullivan
2001-02	3	Daymond Langkow
2002-03	2	Daymond Langkow
2003-04	3	Daniel Cleary
2005-06	3	Keith Ballard
2006-07	3	Owen Nolan
2007-08	3	Radim Vrbata
2008-09	2	Martin Hanzal
2009-10	3	Vernon Fiddler
2010-11	2	Lauri Korpikoski
2011-12	3	Lauri Korpikoski
2012-13	1	Radim Vrbata, David Moss
2013-14	3	Antoine Vermette
2014-15	3	Tobias Rieder
2015-16	1	Four players tied
2016-17	2	Brad Richardson
2017-18	2	Derek Stepan
2018-19	6	Michael Grabner
2019-20	1	Brad Richardson Michael Grabner <b>Lawson Crouse</b> Derek Stepan <b>Oliver Ekman-Larsson</b>

## GAME-WINNING GOALS

SEASON	NO.	PLAYER
1979-80	4	Willy Lindstrom
1980-81	2	Morris Lukowich
1981-82	6	Morris Lukowich
1982-83	7	Lucien Deblois
1983-84	5	Paul MacLean
1984-85	6	Paul MacLean
1985-86	4	Ray Neufeld, Doug Smail
1986-87	6	Paul MacLean
1987-88	5	Andrew McBain, Doug Smail
1988-89	6	Pat Elynuik
1989-90	6	Doug Smail, Greg Paslawski
1990-91	4	Pat Elynuik
1991-92	7	Ed Olczyk
1992-93	7	Teemu Selanne
1993-94	6	Nelson Emerson
1994-95	4	Alexei Zhamnov
1995-96	6	Keith Tkachuk
1996-97	7	Keith Tkachuk, Jeremy Roenick, Mike Gartner
1997-98	8	Keith Tkachuk
1998-99	7	Keith Tkachuk
1999-00	12	Jeremy Roenick
2000-01	7	Jeremy Roenick
2001-02	6	Teppo Numminen
2002-03	6	Ladislav Nagy
2003-04	6	Ladislav Nagy
2005-06	7	Shane Doan
2006-07	7	Shane Doan
2007-08	5	Shane Doan, Niko Kapanen, Radim Vrbata
2008-09	4	Shane Doan, Peter Mueller
2009-10	5	Wojtek Wolski
2010-11	6	Shane Doan, Taylor Pyatt
2011-12	12	Radim Vrbata
2012-13	3	Antoine Vermette, Keith Yandle
2013-14	6	<b>Oliver Ekman-Larsson</b>
2014-15	7	<b>Oliver Ekman-Larsson</b>
2015-16	8	<b>Oliver Ekman-Larsson</b>
2016-17	4	Radim Vrbata
2017-18	3	Five Players Tied
2018-19	5	<b>Clayton Keller</b>
2019-20	5	<b>Conor Garland</b>

## PENALTY MINUTES

SEASON	NO.	PLAYER
1979-80	287	Jimmy Mann
1980-81	105	Jimmy Mann
1981-82	110	Bryan Maxwell
1982-83	131	Bryan Maxwell
1983-84	234	Laurie Boschman
1984-85	180	Laurie Boschman
1985-86	241	Laurie Boschman
1986-87	162	Jim Kyte
1987-88	229	Laurie Boschman
1988-89	228	Gord Donnelly
1989-90	243	Shawn Cronin
1990-91	265	Gord Donnelly
1991-92	271	Shawn Cronin
1992-93	249	Tie Domi
1993-94	347	Tie Domi
1994-95	152	Keith Tkachuk
1995-96	205	Dave Manson
1996-97	228	Keith Tkachuk
1997-98	157	Rick Tocchet
1998-99	190	Jim Cummins
1999-00	102	Jeremy Roenick
2000-01	114	Jeremy Roenick
2001-02	152	Todd Simpson
2002-03	135	Andrei Nazarov, Todd Simpson
2003-04	125	Andrei Nazarov
2005-06	123	Shane Doan
2006-07	188	Josh Gratton
2007-08	324	Daniel Carcillo
2008-09	108	Brandon Prust
2009-10	117	Paul Bissonnette
2010-11	71	Paul Bissonnette
2011-12	83	Raffi Torres
2012-13	54	Keith Yandle
2013-14	73	Martin Hanzal
2014-15	82	Kyle Chipchura
2015-16	98	Shane Doan
2016-17	85	Luke Schenn
2017-18	73	Max Domi
2018-19	67	<b>Lawson Crouse</b>
2019-20	38	<b>Jakob Chychrun</b> <b>Oliver Ekman-Larsson</b>

## GAMES PLAYED

1. Shane Doan	1,540
2. Teppo Numminen	1,098
3. Thomas Steen	950
<b>4. Oliver Ekman-Larsson</b>	<b>723</b>
5. Dale Hawerchuk	713
6. Doug Smail	691
7. Keith Tkachuk	640
8. Zbynek Michalek	612
9. Martin Hanzal	608
10. Randy Carlyle	564

## GOALS

1. Shane Doan	402
2. Dale Hawerchuk	379
3. Keith Tkachuk	323
4. Thomas Steen	264
5. Paul MacLean	248
6. Doug Smail	189
7. Morris Lukowich	168
8. Radim Vrbata	157
9. Jeremy Roenick	152
Laurie Boschman	152

## ASSISTS

1. Shane Doan	570
2. Thomas Steen	553
3. Dale Hawerchuk	550
4. Teppo Numminen	426
5. Keith Tkachuk	300
6. Paul MacLean	270
7. Fredrik Olausson	249
8. Dave Babych	248
9. Keith Yandle	246
<b>10. Oliver Ekman-Larsson</b>	<b>239</b>

## POINTS

1. Shane Doan	972
2. Dale Hawerchuk	929
3. Thomas Steen	817
4. Keith Tkachuk	623
5. Teppo Numminen	534
6. Paul MacLean	518
7. Doug Smail	397
8. Laurie Boschman	379
Jeremy Roenick	379
<b>10. Oliver Ekman-Larsson</b>	<b>364</b>

## PENALTY MINUTES

1. Keith Tkachuk	1508
2. Shane Doan	1353
3. Laurie Boschman	1338
4. Jim Kyte	772
5. Kris King	762
6. Tim Watters	760
7. Thomas Steen	753
8. Randy Carlyle	736
9. Gord Donnelly	726
Paul MacLean	726

## POWER PLAY GOALS

1. Shane Doan	128
2. Dale Hawerchuk	122
3. Keith Tkachuk	114
4. Paul MacLean	97
5. Thomas Steen	74
<b>6. Oliver Ekman-Larsson</b>	<b>53</b>
7. Teemu Selanne	49
Radim Vrbata	49
9. Morris Lukowich	46
10. Ed Olczyk	45

## SHORTHANDED GOALS

1. Doug Smail	25
2. Thomas Steen	13
3. Keith Tkachuk	12
4. Dale Hawerchuk	11
5. Dave McLlwain	9
6. Dallas Drake	8
7. Jeremy Roenick	7
Laurie Boschman	7
Michael Grabner	7

## GAME WINNING GOALS

1. Shane Doan	69
2. Keith Tkachuk	40
3. Jeremy Roenick	33
<b>4. Oliver Ekman-Larsson</b>	<b>31</b>
Doug Smail	31
6. Radim Vrbata	30
7. Dale Hawerchuk	29
Thomas Steen	29
9. Paul MacLean	24
10. Martin Hanzal	23

## HAT TRICKS

1. Dale Hawerchuk	12
2. Keith Tkachuk	9
3. Teemu Selanne	8
4. Paul MacLean	7
5. Alexei Zhamnov	5
6. Jeremy Roenick	4
Thomas Steen	4
8. Ray Neufeld	3
Radim Vrbata	3
Mikkel Boedker	3



## GAMES PLAYED

1. Teppo Numminen	1098
<b>2. Oliver Ekman-Larsson</b>	<b>723</b>
3. Zbynek Michalek	612
4. Randy Carlyle	564
5. Keith Yandle	558
6. Derek Morris	544
7. Fredrik Olausson	496
8. Dave Ellett	475
9. Tim Watters	438
10. Jim Kyte	399

## GOALS

<b>1. Oliver Ekman-Larsson</b>	<b>125</b>
2. Teppo Numminen	108
3. Dave Ellett	95
4. Fredrik Olausson	86
5. Randy Carlyle	80
6. Dave Babych	73
7. Keith Yandle	65
8. Phil Housley	64
9. Ed Jovanovski	47
10. Paul Mara	38
Derek Morris	38

## ASSISTS

1. Teppo Numminen	426
2. Fredrik Olausson	249
3. Dave Babych	248
4. Keith Yandle	246
<b>5. Oliver Ekman-Larsson</b>	<b>239</b>
6. Randy Carlyle	226
7. Dave Ellett	204
8. Phil Housley	195
9. Moe Mantha	125
10. Ed Jovanovski	117

## POINTS

1. Teppo Numminen	534
<b>2. Oliver Ekman-Larsson</b>	<b>364</b>
3. Fredrik Olausson	335
4. Dave Babych	321
5. Keith Yandle	311
6. Randy Carlyle	306
7. Dave Ellett	299
8. Phil Housley	259
9. Ed Jovanovski	164
10. Moe Mantha	156

## ALL-TIME CAREER GOALTENDING LEADERS

## GAMES PLAYED

1. Mike Smith	312
2. Bob Essensa	311
3. Nikolai Khabibulin	284
4. Ilya Bryzgalov	257
5. Sean Burke	211
6. Brian Hayward	165
7. Doug Soetaert	130
8. Daniel Berthiaume	120
9. Eldon Reddick	117
10. Curtis Joseph	115

## MINUTES PLAYED

1. Mike Smith	17,980
2. Bob Essensa	17,244
3. Nikolai Khabibulin	16,026
4. Ilya Bryzgalov	15,071
5. Sean Burke	12,348
6. Brian Hayward	9,101
7. Doug Soetaert	7,217
8. Daniel Berthiaume	6,589
9. Curtis Joseph	6,417
10. Eldon Reddick	6,357

## WINS

1. Ilya Bryzgalov	130
2. Bob Essensa	129
3. Mike Smith	128
4. Nikolai Khabibulin	126
5. Sean Burke	97
6. Brian Hayward	63
7. Curtis Joseph	50
Daniel Berthiaume	50
Doug Soetaert	50
<b>10. Darcy Kuemper</b>	<b>45</b>

## SHUTOUTS

1. Mike Smith	22
2. Nikolai Khabibulin	21
Ilya Bryzgalov	21
4. Bob Essensa	15
Sean Burke	15
6. Curtis Joseph	8
<b>Darcy Kuemper</b>	<b>8</b>
8. Brian Boucher	5
<b>Antti Raanta</b>	<b>5</b>
10. Daniel Berthiaume	4
Mikael Tellqvist	4

## GOALS AGAINST AVERAGE

(min. 50 games)	
1. Sean Burke	2.39
<b>Darcy Kuemper</b>	<b>2.39</b>
<b>3. Antti Raanta</b>	<b>2.47</b>
4. Ilya Bryzgalov	2.54
5. Jason LaBarbera	2.64
6. Mike Smith	2.69
7. Nikolai Khabibulin	2.75
8. Robert Esche	2.97
9. Brian Boucher	2.98
10. Louis Domingue	3.00

## SAVE PERCENTAGE

(min. 50 games)	
<b>1. Antti Raanta</b>	<b>.924</b>
<b>2. Darcy Kuemper</b>	<b>.923</b>
3. Sean Burke	.919
4. Jason LaBarbera	.918
5. Ilya Bryzgalov	.917
6. Mike Smith	.916
7. Nikolai Khabibulin	.908
8. Louis Domingue	.906
9. Brian Boucher	.898
Curtis Joseph	.898

#	PLAYER	GP	G	A	PTS	PIM	#	PLAYER	GP	G	A	PTS	PIM
1	Shane Doan	1540	402	570	972	1353	76	Juha Ylonen	261	22	65	87	80
2	Dale Hawerchuk	713	379	550	929	478	77	Deron Quint	271	27	56	83	104
3	Thomas Steen	950	264	553	817	753	78	Peter Sullivan	126	28	54	82	40
4	Keith Tkachuk	640	323	300	623	1508	79	Claude Lemieux	164	32	49	81	158
5	Teppo Numminen	1098	108	426	534	405	80	Paul Fenton	156	50	31	81	91
6	Paul MacLean	527	248	270	518	726	81	<b>Jakob Chychrun</b>	<b>234</b>	<b>28</b>	<b>52</b>	<b>80</b>	<b>129</b>
7	Doug Smail	691	189	208	397	466	82	Dave McLlwain	143	40	38	78	108
8	Jeremy Roenick	454	152	227	379	596	83	Matthew Lombardi	118	28	49	77	54
9	Laurie Boschman	526	152	227	379	1338	84	Kyle Chipchura	319	21	55	76	257
10	<b>Oliver Ekman-Larsson</b>	<b>723</b>	<b>125</b>	<b>239</b>	<b>364</b>	<b>450</b>	85	Anthony Duclair	172	34	40	74	73
11	Morris Lukowich	431	168	177	345	438	86	Travis Green	147	38	36	74	108
12	Radim Vrbata	509	157	186	343	134	87	Paul MacDermid	172	32	42	74	379
13	Fredrik Olausson	496	86	249	335	198	88	Taylor Pyatt	223	39	34	73	89
14	Dave Babych	390	73	248	321	392	89	Fredrik Sjostrom	261	32	41	73	126
15	Martin Hanzal	608	117	196	313	537	90	Trevor Letowski	206	30	43	73	58
16	Keith Yandle	558	65	246	311	372	91	Dave Manson	205	14	59	73	559
17	Teemu Selanne	231	147	159	306	87	92	Scottie Upshall	129	42	30	72	118
18	Randy Carlyle	564	80	226	306	736	93	Landon Wilson	183	32	36	68	180
19	Dave Ellett	475	95	204	299	504	94	Kris King	341	28	40	68	762
20	Brian Mullen	372	124	172	296	134	95	Mike Stapleton	253	28	39	67	143
21	Alexei Zhamnov	235	103	164	267	205	96	Mike Eagles	293	21	46	67	464
22	Phil Housley	232	64	195	259	168	97	Greg Paslawski	114	27	40	67	24
23	Ladislav Nagy	321	92	157	249	312	98	Gilles Hamel	143	35	32	67	59
24	Pat Elynuik	289	115	129	244	262	99	Doug Evans	127	24	42	66	209
25	Andrew McBain	408	101	129	230	419	100	Jordan Martinook	247	26	39	65	103
26	Darrin Shannon	451	77	149	226	328	101	<b>Christian Fischer</b>	<b>213</b>	<b>35</b>	<b>28</b>	<b>63</b>	<b>57</b>
27	Dallas Drake	382	82	143	225	328	102	<b>Lawson Crouse</b>	<b>230</b>	<b>32</b>	<b>31</b>	<b>63</b>	<b>155</b>
28	Mikkel Boedker	445	80	133	213	86	103	Radoslav Suchy	372	12	51	63	74
29	Ron Wilson	535	75	134	209	234	104	Keith Carney	266	9	54	63	253
30	Dave Christian	230	79	130	209	75	105	Robert Picard	160	20	43	63	158
31	Eddie Olczyk	214	95	106	201	235	106	Vinnie Hinostroza	140	21	40	61	28
32	Daymond Langkow	316	79	117	196	146	107	Bob Corkum	233	30	30	60	85
33	Scott Arniel	406	80	112	192	336	108	<b>Nick Schmaltz</b>	<b>87</b>	<b>16</b>	<b>43</b>	<b>59</b>	<b>22</b>
34	Lucien DeBlois	235	87	101	188	208	109	Adrian Aucoin	221	13	46	59	150
35	Willy Lindstrom	288	97	91	188	106	110	Oleg Saprykin	126	25	34	59	104
36	Ed Jovanovski	332	47	117	164	336	111	<b>Conor Garland</b>	<b>115</b>	<b>35</b>	<b>22</b>	<b>57</b>	<b>32</b>
37	Brent Ashton	222	66	95	161	135	112	Brendan Perlini	153	33	24	57	56
38	Mike Johnson	242	47	112	159	139	113	Lee Stempniak	100	33	23	56	27
39	<b>Clayton Keller</b>	<b>237</b>	<b>54</b>	<b>104</b>	<b>158</b>	<b>76</b>	114	Branko Radivojevic	150	25	31	56	103
40	Moe Mantha	318	31	125	156	203	115	Danny Markov	136	10	46	56	103
41	Derek Morris	544	38	114	152	462	116	Evgeny Davydov	91	32	24	56	74
42	Antoine Vermette	291	70	79	149	225	117	Don Spring	259	1	54	55	80
43	Daniel Briere	258	70	76	146	146	118	David Moss	184	17	37	54	63
44	Lauri Korpikoski	401	62	83	145	98	119	Brad May	154	24	30	54	234
45	Steve Reinprecht	231	51	92	143	82	120	Troy Murray	103	20	34	54	103
46	Bengt Lundholm	275	48	95	143	72	121	Brian Savage	134	24	29	53	66
47	Paul Mara	323	38	104	142	268	122	Michal Handzus	89	19	34	53	55
48	Zbynek Michalek	612	32	108	140	258	123	Richard Panik	110	22	30	52	56
49	Max Domi	222	36	99	135	185	124	Vernon Fiddler	147	14	38	52	92
50	Ray Whitney	157	41	93	134	52	125	Daniel Winnik	202	18	34	52	100
51	Mario Marois	256	17	116	133	378	126	Norm MacIver	112	11	40	51	88
52	<b>Alex Goligoski</b>	<b>306</b>	<b>25</b>	<b>105</b>	<b>130</b>	<b>94</b>	127	Peter Marsh	81	24	27	51	68
53	Rick Tocchet	213	64	66	130	371	128	David Schlemko	207	9	41	50	76
54	Ray Neufeld	249	61	66	127	388	129	Connor Murphy	258	13	36	49	145
55	Craig Janney	158	32	94	126	38	130	Stephane Quintal	124	14	35	49	197
56	Tim Watters	438	21	101	122	760	131	Igor Ulanov	176	5	43	48	383
57	Derek Stepan	224	39	80	119	56	132	Stu Barnes	102	25	23	48	44
58	<b>Christian Dvorak</b>	<b>246</b>	<b>50</b>	<b>65</b>	<b>115</b>	<b>58</b>	133	Mike Ribeiro	80	16	31	47	52
59	Norm Dupont	181	47	67	114	36	134	Peter Taglianetti	207	10	37	47	604
60	Cliff Ronning	156	32	81	113	64	135	Nick Cousins	152	19	27	46	66
61	Tobias Rieder	292	51	60	111	36	136	Kyle Turris	137	19	27	46	43
62	Nelson Emerson	131	47	64	111	106	137	Geoff Sanderson	75	25	21	46	58
63	Peter Mueller	207	39	68	107	64	138	Mika Alatalo	152	17	29	46	58
64	Oleg Tverdokvsky	241	24	83	107	80	139	Danny Geoffrion	79	20	26	46	87
65	Perry Turnbull	172	43	57	100	359	140	Ossi Vaananen	291	10	35	45	333
66	Michael Stone	324	24	72	96	190	141	Tim Trimper	140	23	22	45	128
67	Mike Comrie	132	45	50	95	91	142	Craig Norwich	70	10	35	45	36
68	Brad Richardson	299	44	49	93	148	143	Phil Sykes	170	25	18	43	157
69	Jyrki Lumme	192	19	74	93	122	144	Olli Jokinen	57	21	21	42	49
70	Igor Korolev	159	33	58	91	80	145	Alex Galchenyuk	72	19	22	41	34
71	Mike Gartner	142	44	46	90	62	146	Sam Gagner	81	15	26	41	28
72	Luciano Borsato	203	35	55	90	113	147	Boyd Gordon	188	14	27	41	28
73	Greg Adams	144	38	51	89	40	148	Daniel Carcillo	129	20	21	41	572
74	Iain Duncan	127	34	55	89	149	149	Mike Eastwood	126	18	23	41	28
75	Keith Ballard	233	19	68	87	243	150	Eric Belanger	82	13	27	40	36

#	PLAYER	GP	G	A	PTS	PIM	#	PLAYER	GP	G	A	PTS	PIM
151	Owen Nolan	76	16	24	40	56	226	Mathias Tjarnqvist	104	9	11	20	36
152	Tie Domi	161	15	25	40	724	227	Cale Hulse	82	3	17	20	123
153	<b>Jason Demers</b>	<b>154</b>	<b>8</b>	<b>31</b>	<b>39</b>	<b>74</b>	228	John Druce	50	6	14	20	37
154	Kevin Connauton	185	16	23	39	105	229	Michal Rozsival	87	4	15	19	54
155	<b>Phil Kessel</b>	<b>70</b>	<b>14</b>	<b>24</b>	<b>38</b>	<b>22</b>	230	Travis Roche	50	6	13	19	22
156	Raffi Torres	107	20	18	38	96	231	Brad Jones	47	9	10	19	21
157	Danton Cole	120	21	17	38	56	232	Bill Derlago	57	8	11	19	18
158	Jim Nill	141	17	21	38	209	233	Lyle Moffatt	74	10	9	19	38
159	Martin Erat	96	11	26	37	54	234	Jamie Lundmark	38	5	13	18	36
160	Niko Kapanen	98	12	25	37	42	235	Ramzi Abid	30	10	8	18	30
161	Hannu Jarvenpaa	114	11	26	37	81	236	Steve Rooney	86	9	9	18	274
162	Tony Amonte	59	13	23	36	26	237	Jamie McGinn	72	9	8	17	23
163	Jim Kyte	399	11	25	36	772	238	Bill Thomas	40	9	8	17	10
164	Carl Soderberg	70	17	18	35	18	239	Mike Ricci	85	10	7	17	73
165	Krys Kolanos	109	17	18	35	74	240	Daniel Cleary	68	6	11	17	42
166	Mark Kumpel	141	19	16	35	50	241	John Slaney	55	3	14	17	24
167	Randy Gilhen	185	18	17	35	151	242	Jayson More	64	6	11	17	90
168	Rob Klinkhammer	113	19	15	34	33	243	Al Cameron	92	4	13	17	93
169	Wojtek Wolski	54	12	22	34	16	244	Dylan Strome	48	7	9	16	14
170	Tim Young	44	15	19	34	25	245	Mark Arcobello	27	9	7	16	6
171	Lars Sjoberg	79	7	27	34	48	246	David Tanabe	66	5	11	16	30
172	<b>Jordan Oesterle</b>	<b>129</b>	<b>9</b>	<b>24</b>	<b>33</b>	<b>26</b>	247	Sergei Berezin	41	7	9	16	4
173	Josh Archibald	107	17	16	33	40	248	Jeff Finley	130	4	12	16	121
174	Petr Prucha	109	15	18	33	33	249	Anders Steen	42	5	11	16	22
175	Yanic Perreault	49	19	14	33	30	250	Murray Eaves	49	4	12	16	7
176	Joe Juneau	69	10	23	33	28	251	Luke Schenn	142	2	13	15	120
177	Mike Sullivan	256	13	20	33	66	252	Andrei Nazarov	122	10	5	15	311
178	Bryan Maxwell	102	8	25	33	268	253	Stan Neckar	130	4	11	15	109
179	Darren Turcotte	59	16	16	32	26	254	John Leblanc	38	12	3	15	10
180	Mark Osborne	80	12	20	32	124	255	Lorne Stamler	62	8	7	15	12
181	Wade Campbell	185	9	23	32	245	256	Alexander Burmistrov	26	5	9	14	6
182	Kris Manery	63	19	13	32	30	257	Tony DeAngelo	39	5	9	14	37
183	Dave Scatchard	93	14	17	31	156	258	Gilbert Brule	36	5	9	14	13
184	Jan Hrdina	59	11	19	30	38	259	Mike York	63	6	8	14	4
185	Chris Gratton	82	11	19	30	114	260	Tyson Nash	119	3	11	14	194
186	Sergei Bautin	130	5	25	30	174	261	Mike Sillinger	60	8	6	14	54
187	Robert Lang	64	9	20	29	28	262	J.J. Daigneault	88	1	13	14	54
188	Boris Mironov	65	7	22	29	96	263	Mike Lalor	79	3	11	14	90
189	Bryan Erickson	73	6	23	29	20	264	Shawn Cronin	193	1	13	14	703
190	Gord Donnelly	173	12	17	29	726	265	Mario Kempe	70	6	7	13	22
191	Brad Berry	163	4	25	29	196	266	Ryan White	46	7	6	13	70
192	Larry Hopkins	58	13	16	29	26	267	Alex Tanguay	18	4	9	13	8
193	Enver Lisin	78	18	10	28	46	268	Todd Fedoruk	72	6	7	13	72
194	Jeff Taffe	98	15	13	28	26	269	Dennis Seidenberg	66	2	11	13	30
195	Taylor Hall	35	10	17	27	14	270	Benoit Hogue	27	3	10	13	10
196	Michael Grabner	87	17	10	27	14	271	Robert Reichel	13	7	6	13	4
197	Paul Ysebaert	60	9	18	27	18	272	Jim Johnson	71	5	8	13	92
198	Darryl Shannon	108	7	20	27	138	273	Chad Kilger	63	6	7	13	29
199	Serge Savard	123	6	21	27	53	274	Jeff Halpern	69	5	7	12	24
200	Rostislav Klesla	144	7	19	26	112	275	Steve Sullivan	33	5	7	12	20
201	Michael Zigomanis	108	16	10	26	52	276	Jim Vandermeer	62	4	8	12	60
202	Joel Perrault	78	12	14	26	68	277	Kelly Buchberger	79	3	9	12	109
203	Todd Simpson	146	4	21	25	299	278	Barry Melrose	92	5	7	12	164
204	Brad Isbister	98	13	12	25	148	279	Ross Cory	51	2	10	12	41
205	Barry Long	70	6	19	25	46	280	Peter Holland	40	5	6	11	18
206	Rick Bowness	45	8	17	25	45	281	Klas Dahlbeck	90	2	9	11	34
207	Scott Campbell	77	4	21	25	191	282	Ken Klee	68	1	10	11	24
208	<b>Niklas Hjalmarsson</b>	<b>157</b>	<b>2</b>	<b>22</b>	<b>24</b>	<b>76</b>	283	Craig Weller	59	3	8	11	80
209	Russ Romaniuk	85	10	14	24	46	284	Matt Jones	106	1	10	11	63
210	Dean Kennedy	172	5	19	24	290	285	Oleg Kvasha	15	4	7	11	6
211	Jude Drouin	85	8	16	24	54	286	Denis Gauthier	45	2	9	11	61
212	Nick Boynton	138	5	18	23	263	287	Petr Nedved	25	2	9	11	34
213	Gerald Diduck	133	9	14	23	213	288	Wayne McBean	31	2	9	11	24
214	Doug Lecuyer	45	6	17	23	66	289	Randy Cunneyworth	28	5	6	11	34
215	Sami Lepisto	117	5	17	22	97	290	Josh Jooris	42	3	7	10	10
216	Viktor Tikhonov	100	11	11	22	34	291	Kevin Porter	38	5	5	10	4
217	Georges Laraque	56	5	17	22	52	292	Patrick Fischer	27	4	6	10	24
218	Boyd Devereaux	78	8	14	22	44	293	Wyatt Smith	54	3	7	10	13
219	Craig Levie	62	8	14	22	79	294	Neil Wilkinson	61	2	8	10	108
220	Paul Bissonnette	187	7	14	21	318	295	Rick Dudley	30	5	5	10	28
221	Mike Leclerc	35	9	12	21	29	296	Bobby Hull	18	4	6	10	0
222	Jim McKenzie	202	12	9	21	548	297	Joe Vitale	71	3	6	9	41
223	John Markell	52	11	10	21	36	298	Brandon McMillan	72	3	6	9	20
224	Jimmy Mann	202	9	12	21	598	299	Chris Summers	64	2	7	9	47
225	Joakim Lindstrom	44	9	11	20	28	300	David Hale	48	3	6	9	36

#	PLAYER	GP	G	A	PTS	PIM	#	PLAYER	GP	G	A	PTS	PIM
301	Aaron Broten	25	4	5	9	14	376	Greg Brown	9	0	3	3	17
302	Jerry Butler	42	3	6	9	14	377	Oleg Mikulchik	29	0	3	3	29
303	Barry Legge	76	1	8	9	126	378	Kris Draper	20	3	0	3	9
304	<b>Ilya Lyubushkin</b>	<b>92</b>	<b>0</b>	<b>8</b>	<b>8</b>	<b>31</b>	379	Anssi Melametsa	27	0	3	3	2
305	Tim Kennedy	37	2	6	8	4	380	Paul Pooley	15	0	3	3	0
306	Kevyn Adams	33	1	7	8	8	381	Dave Hoyda	24	2	1	3	42
307	Sean O'Donnell	57	1	7	8	121	382	Jordan Weal	19	1	1	2	0
308	Drake Berehowsky	39	2	6	8	69	383	Adam Clendening	5	0	2	2	2
309	Lyle Odelein	16	1	7	8	19	384	Jiri Sekac	11	0	2	2	10
310	Jim Cummins	75	1	7	8	237	385	Dustin Jeffrey	7	1	1	2	2
311	Mike Hartman	75	4	4	8	264	386	Tye McGinn	18	1	1	2	10
312	Brent Hughes	39	4	4	8	115	387	Chris Conner	12	1	1	2	2
313	Jordy Douglas	24	4	4	8	8	388	Andy Miele	15	0	2	2	11
314	Zac Rinaldo	53	5	2	7	44	389	Shaun Heshka	8	0	2	2	4
315	Nicklas Grossmann	58	3	4	7	24	390	Nigel Dawes	12	0	2	2	0
316	Kurt Sauer	69	1	6	7	36	391	Brendan Bell	16	0	2	2	8
317	Paul Ranheim	40	3	4	7	10	392	Donald MacLean	9	1	1	2	0
318	Todd Gill	41	1	6	7	30	393	Erik Westrum	15	1	1	2	20
319	Louie Debrusk	115	4	3	7	191	394	Ivan Novoseltsev	17	2	0	2	6
320	Jocelyn Lemieux	32	4	3	7	27	395	Todd Reirden	7	0	2	2	4
321	Rob Murray	49	2	5	7	34	396	Denis Pederson	19	1	1	2	20
322	Stefan Elliott	19	2	4	6	4	397	Chris Joseph	33	1	1	2	16
323	Steve Downie	26	3	3	6	53	398	Stephen Leach	22	1	1	2	37
324	B.J. Crombeen	58	3	3	6	79	399	Craig Mills	4	0	2	2	0
325	Nick Johnson	17	4	2	6	0	400	Iain Fraser	12	1	1	2	4
326	Brad Ference	78	0	6	6	131	401	Arto Blomsten	19	0	2	2	8
327	Mikael Renberg	10	2	4	6	2	402	Anatoli Fedotov	1	0	2	2	0
328	Michel Petit	32	4	2	6	77	403	Dallas Eakins	20	0	2	2	48
329	Brad McCrimmon	37	1	5	6	18	404	Andy Brickley	14	0	2	2	2
330	Murray Baron	53	1	5	6	110	405	Craig Duncanson	7	2	0	2	16
331	Don Barber	27	1	5	6	18	406	Brian McReynolds	9	0	2	2	4
332	Bryan Marchment	37	2	4	6	121	407	Stu Kulak	18	2	0	2	24
333	Dave Silk	32	2	4	6	63	408	Markku Kyllonen	9	0	2	2	2
334	Mark Plantery	25	1	5	6	14	409	Joel Baillargeon	15	0	2	2	27
335	Hilliard Graves	35	1	5	6	15	410	Peter Douris	21	0	2	2	0
336	Craig Cunningham	29	1	4	5	4	411	Tom Martin	24	2	0	2	91
337	John Moore	19	1	4	5	11	412	Jyrki Seppa	13	0	2	2	6
338	Lucas Lessio	29	2	3	5	10	413	John Bethel	17	0	2	2	4
339	David Rundblad	26	0	5	5	6	414	<b>Jordan Gross</b>	<b>2</b>	<b>0</b>	<b>1</b>	<b>1</b>	<b>0</b>
340	Cal O'Reilly	22	2	3	5	2	415	<b>Aaron Ness</b>	<b>24</b>	<b>0</b>	<b>1</b>	<b>1</b>	<b>0</b>
341	Andrew Ebbett	33	2	3	5	4	416	<b>Michael Bunting</b>	<b>5</b>	<b>1</b>	<b>0</b>	<b>1</b>	<b>2</b>
342	Jamie Rivers	18	0	5	5	26	417	<b>Kyle Capobianco</b>	<b>12</b>	<b>1</b>	<b>0</b>	<b>1</b>	<b>2</b>
343	Michal Grosek	28	3	2	5	21	418	Teemu Pulkkinen	4	1	0	1	4
344	Petri Skriko	15	2	3	5	4	419	Sergei Plotnikov	13	0	1	1	4
345	Sergei Kharin	7	2	3	5	2	420	John Scott	11	0	1	1	25
346	Bobby Dollas	56	0	5	5	66	421	Brendan Shinnimin	12	0	1	1	8
347	Tom Bladon	9	0	5	5	10	422	Justin Hodgman	5	1	0	1	2
348	Bill Riley	14	3	2	5	7	423	Andrew Campbell	33	0	1	1	10
349	<b>Barrett Hayton</b>	<b>20</b>	<b>1</b>	<b>3</b>	<b>4</b>	<b>14</b>	424	Nolan Yonkman	16	0	1	1	39
350	Laurent Dauphin	35	3	1	4	18	425	Brandon Prust	11	0	1	1	29
351	Tyler Gaudet	20	1	3	4	0	426	Jeff Hoggan	8	0	1	1	9
352	Brandon Gormley	32	2	2	4	12	427	Matt Murley	3	0	1	1	0
353	Jordan Szwarz	35	4	0	4	21	428	Steve Gainey	20	0	1	1	20
354	Patrick O'Sullivan	23	2	2	4	2	429	Brett Hull	5	0	1	1	0
355	Marc-Antoine Pouliot	13	0	4	4	2	430	Matthew Spiller	59	0	1	1	67
356	Mathieu Schneider	8	0	4	4	4	431	Mike Rupp	7	0	1	1	6
357	Steven Goertzen	16	2	2	4	24	432	Scott Pellerin	23	0	1	1	8
358	Dmitri Kalinin	15	1	3	4	6	433	Jason Jaspers	9	0	1	1	6
359	Yanick Lehoux	10	2	2	4	6	434	David Oliver	9	1	0	1	2
360	Jason Doig	28	1	3	4	50	435	Bryan Helmer	28	0	1	1	33
361	Craig Muni	25	1	3	4	37	436	Jamie Huscroft	11	0	1	1	27
362	David Tomlinson	31	1	3	4	24	437	Sean Gagnon	7	0	1	1	21
363	Dave Hunter	34	3	1	4	61	438	Stewart Malgunas	29	0	1	1	32
364	Alfie Turcotte	17	1	3	4	2	439	Brent Thompson	40	0	1	1	106
365	Richard Mulhern	19	0	4	4	14	440	Craig Martin	20	0	1	1	19
366	Gord McTavish	10	1	3	4	2	441	Mark Osiecki	4	1	0	1	2
367	Trevor Murphy	8	1	2	3	0	442	Scott Levins	11	0	1	1	23
368	Brett MacLean	13	2	1	3	2	443	Alan Kerr	7	0	1	1	2
369	Petteri Nokelainen	22	1	2	3	6	444	Moe Lemay	10	1	0	1	14
370	Anders Eriksson	12	0	3	3	2	445	Guy Larose	10	0	1	1	14
371	Josh Gratton	64	2	1	3	223	446	Anthony Joseph	2	1	0	1	0
372	Todd Warriner	18	0	3	3	8	447	Todd Fliche	6	0	1	1	4
373	Joel Bouchard	32	1	2	3	22	448	Craig Endean	2	0	1	1	0
374	Mark Janssens	7	1	2	3	4	449	Ryan Stewart	3	1	0	1	0
375	Tavis Hansen	34	2	1	3	16	450	Dan McFall	9	0	1	1	0

#	PLAYER	GP	G	A	PTS	PIM	#	PLAYER	GP	G	A	PTS	PIM
451	Mike Lauen	4	0	1	1	0	493	Sebastien Bordeleau	6	0	0	0	2
452	Sandy Beadle	6	1	0	1	2	494	Brad Ralph	1	0	0	0	0
453	Bill Lesuk	49	0	1	1	43	495	David Cullen	16	0	0	0	6
454	Bobby Guindon	6	0	1	1	0	496	Jean-Guy Trudel	4	0	0	0	2
455	Pat Daley	12	1	0	1	13	497	Kevin Sawyer	3	0	0	0	12
456	<b>Michael Chaput</b>	<b>2</b>	<b>0</b>	<b>0</b>	<b>0</b>	<b>2</b>	498	Jean-Francois Jomphe	1	0	0	0	2
457	Freddie Hamilton	8	0	0	0	0	499	Andrei Vasilyev	1	0	0	0	0
458	Nicholas Merkley	1	0	0	0	2	500	Joe Dziedzic	2	0	0	0	0
459	Joel Hanley	5	0	0	0	0	501	Brian Noonan	7	0	0	0	0
460	Dakota Mermis	10	0	0	0	0	502	Brad Tiley	9	0	0	0	0
461	Jamie McBain	3	0	0	0	0	503	Jeffrey Christian	1	0	0	0	0
462	Jarred Tinordi	7	0	0	0	12	504	Jason Simon	1	0	0	0	0
463	Christian Thomas	1	0	0	0	0	505	Kevin Dahl	2	0	0	0	0
464	Eric Selleck	1	0	0	0	5	506	Mike Hudson	7	0	0	0	2
465	Alex Grant	5	0	0	0	7	507	Ravil Gusmanov	4	0	0	0	0
466	Henrik Samuelsson	3	0	0	0	2	508	Ed Ronan	17	0	0	0	16
467	Philip Samuelsson	8	0	0	0	2	509	Denis Chasse	15	0	0	0	12
468	Dylan Reese	1	0	0	0	0	510	Mark Visheau	1	0	0	0	0
469	Brandon Yip	2	0	0	0	0	511	Yan Kaminsky	1	0	0	0	0
470	Chris Brown	11	0	0	0	19	512	Harije Vitolinish	8	0	0	0	4
471	Matt Watkins	1	0	0	0	0	513	Kevin McClelland	6	0	0	0	19
472	Alexandre Bolduc	19	0	0	0	6	514	Craig Fisher	4	0	0	0	2
473	Garrett Stafford	2	0	0	0	0	515	Jason Cirone	3	0	0	0	2
474	Ryan Hollweg	3	0	0	0	0	516	Kent Paynter	5	0	0	0	4
475	Alexander Nikulin	1	0	0	0	0	517	Bob Joyce	2	0	0	0	0
476	Garth Murray	10	0	0	0	12	518	Simon Wheeldon	4	0	0	0	4
477	Brian McGrattan	5	0	0	0	22	519	Rudy Poeschek	5	0	0	0	22
478	Freddy Meyer	5	0	0	0	0	520	Matthew Block	2	0	0	0	4
479	Ryan Caldwell	2	0	0	0	2	521	Steven Fletcher	3	0	0	0	5
480	Marcel Hossa	14	0	0	0	4	522	Darren Boyko	1	0	0	0	0
481	Pete Vandermeer	2	0	0	0	0	523	Dwight Schofield	18	0	0	0	33
482	Tim Jackman	8	0	0	0	21	524	Guy Gosselin	5	0	0	0	6
483	Pavel Brendl	2	0	0	0	0	525	Paul Boutilier	9	0	0	0	10
484	Pascal Rheaume	1	0	0	0	0	526	John Gibson	11	0	0	0	14
485	Mike Stutzel	9	0	0	0	0	527	William Whelton	2	0	0	0	0
486	Goran Bezina	3	0	0	0	2	528	Dave Chartier	1	0	0	0	0
487	Frank Banham	5	0	0	0	2	529	Glenn Tomalty	1	0	0	0	0
488	Darcy Hordichuk	26	0	0	0	96	530	Gord Smith	13	0	0	0	8
489	Martin Grenier	8	0	0	0	5	531	Gerry Rioux	8	0	0	0	6
490	Kirill Safronov	1	0	0	0	0	532	Donald Maciver	6	0	0	0	2
491	Tyler Bouck	7	0	0	0	4	533	Wayne Dillon	13	0	0	0	2
492	Dan Focht	18	0	0	0	21	534	Mike Amodeo	19	0	0	0	2



NAME	POS	TEAM	REGULAR SEASON				PIM	PLAYOFFS				PIM	FROM	TO
			GP	G	A	PTS		GP	G	A	PTS			
ABID, Ramzi	LW	PHX	30	10	8	18	30	-	-	-	-	-	2002-03	2002-03
ADAMS, Greg	LW	PHX	144	38	51	89	40	8	1	0	1	0	1998-99	1999-00
ADAMS, Kevyn	C	PHX	33	1	7	8	8	-	-	-	-	-	2006-07	2006-07
AEBISCHER, David	G	PHX	1	0	0	0	0	-	-	-	-	-	2007-08	2007-08
ALATALO, Mika	LW	PHX	152	17	29	46	58	5	0	0	0	2	1999-00	2000-01
AMODEO, Mike	D	WPG	19	0	0	0	2	-	-	-	-	-	1979-80	1979-80
AMONTE, Tony	RW	PHX	59	13	23	36	26	-	-	-	-	-	2002-03	2002-03
ARCHIBALD, Josh	RW	ARI	107	17	16	33	40	-	-	-	-	-	2017-18	2018-19
ARCOBELLO, Mark	C	ARI	27	9	7	16	6	-	-	-	-	-	2014-15	2014-15
ARNIEL, Scott	C	WPG	406	80	112	192	336	18	1	2	3	26	1981-82	1985-86
													1990-91	1990-91
ASHTON, Brent	LW	WPG	222	66	95	161	135	7	3	1	4	2	1988-89	1991-92
AUCOIN, Adrian	D	PHX	221	13	46	59	150	22	0	4	4	22	2009-10	2011-12
AULD, Alex	G	PHX	9	0	0	0	0	-	-	-	-	-	2007-08	2007-08
BABYCH, David	D	WPG	390	73	248	321	392	18	4	10	14	35	1980-81	1985-86
BAILLARGEON, Joel	LW	WPG	15	0	2	2	27	-	-	-	-	-	1986-87	1987-88
BALLARD, Keith	D	PHX	233	19	68	87	243	-	-	-	-	-	2005-06	2007-08
BANHAM, Frank	RW	PHX	5	0	0	0	2	-	-	-	-	-	2002-03	2002-03
BARBER, Don	LW	WPG	27	1	5	6	18	-	-	-	-	-	1990-91	1991-92
BARNES, Stu	C	WPG	102	25	23	48	44	6	1	3	4	2	1991-92	1993-94
BARON, Murray	D	PHX	53	1	5	6	110	7	0	2	2	6	1996-97	1997-98
BAUTIN, Sergei	D	WPG	130	5	25	30	174	-	-	-	-	-	1992-93	1993-94
BEADLE, Sandy	LW	WPG	6	1	0	1	2	-	-	-	-	-	1980-81	1980-81
BEAUREGARD, Stephane	G	WPG	74	0	1	1	6	40	0	0	0	0	1989-90	1991-92
													1993-94	1993-94
BEHREND, Marc	G	WPG	39	0	0	0	0	7	0	0	0	0	1983-84	1985-86
BELANGER, Eric	C	PHX	82	13	27	40	36	4	0	0	0	2	2010-11	2010-11
BELL, Brendan	D	PHX	16	0	2	2	8	-	-	-	-	-	2006-07	2007-08
BEREHOWSKY, Drake	D	PHX	39	2	6	8	69	5	0	1	1	4	2001-02	2002-03
BEREZIN, Sergei	LW	PHX	41	7	9	16	4	-	-	-	-	-	2001-02	2001-02
BERRY, Brad	D	WPG	163	4	25	29	196	11	0	1	1	14	1985-86	1989-90
BERTHIAUME, Daniel	G	WPG	120	0	3	3	20	14	0	0	0	0	1986-87	1989-90
BETHEL, John	LW	WPG	17	0	2	2	4	-	-	-	-	-	1979-80	1979-80
BEZINA, Goran	LW	PHX	3	0	0	0	2	-	-	-	-	-	2003-04	2003-04
BIERK, Zac	G	PHX	20	0	0	0	4	-	-	-	-	-	2002-03	2003-04
BISSONNETTE, Paul	LW	PHX	187	7	14	21	318	4	0	0	0	15	2009-10	2013-14
BLADON, Tom	D	WPG	9	0	5	5	13	-	-	-	-	-	1980-81	1980-81
BLOMSTEN, Arto	D	WPG	19	0	2	2	8	-	-	-	-	-	1993-94	1994-95
BOEDKER, Mikkel	LW	ARI	445	80	133	213	86	20	4	5	9	2	2008-09	2015-16
BOLDUC, Alexandre	C	PHX	16	0	0	0	4	-	-	-	-	-	2011-12	2012-13
		ARI	3	0	0	0	2	-	-	-	-	-	2014-15	2014-15
BORDELEAU, Sebastien	C	PHX	6	0	0	0	2	-	-	-	-	-	2001-02	2001-02
BORSATO, Luciano	C	WPG	203	35	55	90	113	7	1	0	1	4	1990-91	1994-95
BOSCHMAN, Laurie	C	WPG	526	152	227	379	1338	34	5	10	15	87	1982-83	1989-90
BOUCHARD, Dan	G	WPG	32	0	1	1	48	1	0	0	0	2	1985-86	1985-86
BOUCHARD, Joel	D	PHX	32	1	2	3	22	-	-	-	-	-	2000-01	2000-01
BOUCHER, Brian	G	PHX	96	0	1	1	4	-	-	-	-	-	2002-03	2005-06
BOUCK, Tyler	RW	PHX	7	0	0	0	4	-	-	-	-	-	2001-02	2001-02
BOUTILIER, Paul	D	WPG	9	0	0	0	10	5	0	0	0	15	1987-88	1988-89
BOWNESS, Rick	RW	WPG	45	8	17	25	45	-	-	-	-	-	1980-81	1980-81
BOYKO, Darren	C	WPG	1	0	0	0	0	-	-	-	-	-	1988-89	1988-89
BOYNTON, Nick	D	PHX	138	5	18	23	263	-	-	-	-	-	2006-07	2007-08
BRENDL, Pavel	RW	PHX	2	0	0	0	0	-	-	-	-	-	2005-06	2005-06
BRICKLEY, Andy	LW	WPG	14	0	2	2	2	1	1	1	2	0	1992-93	1993-94
BRIERE, Daniel	C	PHX	258	70	76	146	146	6	2	1	3	2	1997-98	2002-03
BROTEN, Aaron	C	WPG	25	4	5	9	14	7	2	2	4	12	1991-92	1991-92
BROWN, Chris	RW	PHX	11	0	0	0	19	-	-	-	-	-	2012-13	2013-14
BROWN, Greg	D	WPG	9	0	3	3	17	-	-	-	-	-	1994-95	1994-95
BRULE, Gilbert	C	PHX	36	5	9	14	13	12	2	1	3	0	2011-12	2011-12
													2013-14	2013-14
BRYZGALOV, Ilya	G	PHX	257	0	3	3	12	11	0	0	0	0	2007-08	2010-11
BUCHBERGER, Kelly	C	PHX	79	3	9	12	109	-	-	-	-	-	2002-03	2002-03
<b>BUNTING, Michael</b>	<b>LW</b>	<b>ARI</b>	<b>5</b>	<b>1</b>	<b>0</b>	<b>1</b>	<b>2</b>	-	-	-	-	-	<b>2018-19</b>	<b>2018-19</b>
BURKE, Sean	G	PHX	211	0	4	4	52	10	0	2	2	0	1999-00	2003-04
BURMISTROV, Alexander	C	ARI	26	5	9	14	6	-	-	-	-	-	2016-17	2016-17
BUTLER, Jerry	RW	WPG	42	3	6	9	14	-	-	-	-	-	1982-83	1982-83
CALDWELL, Ryan	D	PHX	2	0	0	0	2	-	-	-	-	-	2007-08	2007-08
CAMERON, Al	D	WPG	92	4	13	17	93	-	-	-	-	-	1979-80	1980-81
CAMPBELL, Andrew	D	ARI	33	0	1	1	10	-	-	-	-	-	2014-15	2014-15
CAMPBELL, Scott	D	WPG	77	4	21	25	191	-	-	-	-	-	1979-80	1980-81
CAMPBELL, Wade	D	WPG	185	9	23	32	245	6	0	0	0	9	1982-83	1985-86
CARCILLO, Daniel	LW	PHX	129	20	21	41	572	-	-	-	-	-	2006-07	2008-09
<b>CAPOBIANCO, Kyle</b>	<b>D</b>	<b>ARI</b>	<b>12</b>	<b>1</b>	<b>0</b>	<b>1</b>	<b>2</b>	-	-	-	-	-	<b>2017-18</b>	<b>2019-20</b>
CARLYLE, Randy	D	WPG	564	80	226	306	736	31	3	14	17	51	1983-84	1992-93
CARNEY, Keith	D	PHX	266	9	54	63	253	18	1	2	3	31	1997-98	2000-01
<b>CHAPUT, Michael</b>	<b>C</b>	<b>ARI</b>	<b>2</b>	<b>0</b>	<b>0</b>	<b>0</b>	<b>2</b>	-	-	-	-	-	<b>2019-20</b>	<b>2019-20</b>
CHARTIER, Dave	C	WPG	1	0	0	0	0	-	-	-	-	-	1980-81	1980-81
CHASSE, Denis	RW	WPG	15	0	0	0	12	-	-	-	-	-	1995-96	1995-96
CHEVELDAE, Tim	G	WPG	74	0	1	1	4	-	-	-	-	-	1993-94	1995-96



NAME	POS	TEAM	GP	REGULAR SEASON				GP	PLAYOFFS				PIM	FROM	TO
				G	A	PTS	PIM		G	A	PTS	PIM			
CHEVRIER, Alain	G	WPG	22	0	4	4	2	-	-	-	-	-	-	1988 89	1988 89
CHIPCHURA, Kyle	C	ARI	319	21	55	76	257	15	1	3	4	7	-	2011-12	2015-16
CHRISTIAN, Dave	C	WPG	230	79	130	209	73	7	0	1	1	2	-	1979 80	1982 83
CHRISTIAN, Jeff	LW	PHX	1	0	0	0	0	-	-	-	-	-	-	1997-98	1997-98
<b>CHYCHRUN, Jakob</b>	<b>D</b>	<b>ARI</b>	<b>234</b>	<b>28</b>	<b>52</b>	<b>80</b>	<b>129</b>	<b>9</b>	<b>1</b>	<b>0</b>	<b>1</b>	<b>8</b>	-	<b>2016-17</b>	<b>2019-20</b>
CIRONE, Jason	C	WPG	3	0	0	0	2	-	-	-	-	-	-	1991 92	1991 92
CLEARY, Daniel	RW	PHX	68	6	11	17	42	-	-	-	-	-	-	2003-04	2003-04
CLENDENING, Adam	D	ARI	5	0	2	2	2	-	-	-	-	-	-	2017-18	2017-18
COLE, Danton	RW	WPG	98	21	19	40	92	-	-	-	-	-	-	1988 89	1991 92
COMRIE, Mike	C	PHX	132	45	50	95	91	-	-	-	-	-	-	2003-04	2006-07
CONNAUTON, Kevin	D	ARI	183	16	23	39	105	-	-	-	-	-	-	2015-16	2018-19
CONNER, Chris	RW	PHX	12	1	1	2	2	-	-	-	-	-	-	2012-13	2012-13
CORKUM, Bob	C	PHX	233	30	30	60	85	20	3	3	6	12	-	1996-97	1998-99
CORY, Ross	D	WPG	51	2	10	12	41	-	-	-	-	-	-	1979 80	1980 81
COUSINS, Nick	C	ARI	152	19	27	46	66	-	-	-	-	-	-	2017-18	2018-19
CROMBEEN, B.J.	RW	ARI	58	3	3	6	79	-	-	-	-	-	-	2014-15	2014-15
CRONIN, Shawn	D	WPG	193	1	13	14	703	9	0	0	0	13	-	1989 90	1991 92
<b>CROUSE, Lawson</b>	<b>LW</b>	<b>ARI</b>	<b>230</b>	<b>32</b>	<b>31</b>	<b>63</b>	<b>155</b>	<b>9</b>	<b>2</b>	<b>0</b>	<b>2</b>	<b>2</b>	-	<b>2016-17</b>	<b>2019-20</b>
CULLEN, David	D	PHX	16	0	0	0	6	-	-	-	-	-	-	2000-01	2001-02
CUMMINS, Jim	RW	PHX	75	1	7	8	237	6	0	1	1	4	-	1997-98	1998-99
CUNNEYWORTH, Randy	LW	WPG	28	5	6	11	34	-	-	-	-	-	-	1989 90	1989 90
CUNNINGHAM, Craig	LW	ARI	29	1	4	5	4	-	-	-	-	-	-	2014-15	2015-16
DAHL, Kevin	D	PHX	2	0	0	0	0	-	-	-	-	-	-	1996-97	1996-97
DAHLBECK, Klas	D	ARI	90	2	9	11	34	-	-	-	-	-	-	2014-15	2015-16
DAIGNEAULT, J.J.	D	PHX	88	1	13	14	54	7	0	0	0	8	-	1998-99	1999-00
DALEY, Pat	LW	WPG	12	1	0	1	13	-	-	-	-	-	-	1979 80	1980 81
DAUPHIN, Laurent	C	ARI	35	3	1	4	18	-	-	-	-	-	-	2015-16	2018-19
DAVYDOV, Evgeny	RW	WPG	91	32	24	56	74	11	2	2	4	2	-	1991 92	1992 93
DAWES, Nigel	LW	PHX	12	0	2	2	0	-	-	-	-	-	-	2008-09	2008-09
DeANGELO, Anthony	D	ARI	39	5	9	14	37	-	-	-	-	-	-	2016-17	2016-17
DEBLOIS, Lucien	C	WPG	235	87	102	189	208	15	3	2	5	15	-	1981 82	1983 84
													-	1991 92	1991 92
DeBRUSK, Louie	LW	PHX	115	4	3	7	191	9	2	0	2	6	-	1998-99	2000-01
<b>DEMERS, Jason</b>	<b>D</b>	<b>ARI</b>	<b>154</b>	<b>8</b>	<b>31</b>	<b>39</b>	<b>74</b>	<b>9</b>	<b>0</b>	<b>4</b>	<b>4</b>	<b>8</b>	-	<b>2017-18</b>	<b>2019-20</b>
DERLAGO, Bill	C	WPG	27	5	5	10	6	3	1	0	1	0	-	1985 86	1985 86
DesROCHERS, Patrick	G	PHX	9	0	0	0	2	-	-	-	-	-	-	2001-02	2002-03
DEVEREAUX, Boyd	C	PHX	78	8	14	22	44	-	-	-	-	-	-	2005-06	2005-06
DIDUCK, Gerald	D	PHX	133	9	14	23	213	16	0	2	2	32	-	1996-97	1998-99
DILLON, Wayne	C	WPG	13	0	0	0	2	-	-	-	-	-	-	1979 80	1979 80
DION, Michel	G	WPG	14	0	0	0	2	-	-	-	-	-	-	1980 81	1980 81
DOAN, Shane	RW	ARI/WPG	1,540	402	570	972	1,353	55	15	13	28	85	-	1995-96	2016-17
DOIG, Jason	D	PHX/WPG	28	1	3	4	50	-	-	-	-	-	-	1995-96	1998-99
DOLLAS, Bobby	D	WPG	56	0	5	5	66	3	0	0	0	2	-	1983 84	1985 86
DOMI, Max	LW	ARI	222	36	99	135	185	-	-	-	-	-	-	2015-16	2017-18
DOMI, Tie	RW	WPG	173	15	25	40	724	6	1	0	1	23	-	1992 93	1994 95
DOMINGUE, Louis	G	ARI	84	0	1	1	0	-	-	-	-	-	-	2014-15	2017-18
DONNELLY, Gord	D	WPG	173	12	17	29	726	6	0	1	1	8	-	1988 89	1991 92
DOUGLAS, Jordy	LW	WPG	24	4	4	8	8	1	0	0	0	2	-	1983 84	1984 85
DOURIS, Peter	RW	WPG	21	0	2	2	0	1	0	0	0	0	-	1985 86	1987 88
DOWNIE, Steve	RW	ARI	26	3	3	6	53	-	-	-	-	-	-	2015-16	2015-16
DRAKE, Dallas	RW	PHX/WPG	382	82	143	225	328	26	4	6	10	12	-	1993 94	1999-00
DRAPER, Kris	C	WPG	20	3	0	3	9	2	0	0	0	0	-	1990 91	1992 93
DRAPER, Tom	G	WPG	9	0	0	0	0	-	-	-	-	-	-	1988 89	1989 90
													-	1995-96	1995-96
DROUIN, Jude	C	WPG	85	8	16	24	54	-	-	-	-	-	-	1979 80	1980 81
DRUCE, John	RW	WPG	50	6	14	20	37	2	0	0	0	0	-	1992 93	1992 93
DUBNYK, Devan	G	ARI	19	0	0	0	0	-	-	-	-	-	-	2014-15	2014-15
DUCLAIR, Anthony	RW	ARI	139	34	40	74	73	-	-	-	-	-	-	2015-16	2017-18
DUDLEY, Rick	RW	WPG	30	5	5	10	28	-	-	-	-	-	-	1980 81	1980 81
DUFFUS, Parris	G	PHX	1	0	0	0	0	-	-	-	-	-	-	1996-97	1996-97
DUNCAN, Iain	LW	WPG	127	34	55	89	149	11	0	3	3	6	-	1986 87	1990 91
DUNCANSON, Craig	LW	WPG	7	2	0	2	16	-	-	-	-	-	-	1990 91	1990-91
DUPONT, Norm	LW	WPG	181	47	67	114	38	5	3	1	4	0	-	1980 81	1982 83
<b>DVORAK, Christian</b>	<b>C</b>	<b>ARI</b>	<b>246</b>	<b>50</b>	<b>65</b>	<b>115</b>	<b>58</b>	<b>9</b>	<b>2</b>	<b>1</b>	<b>3</b>	<b>0</b>	-	<b>2016-17</b>	<b>2019-20</b>
DZIEDZIC, Joe	LW	PHX	2	0	0	0	0	-	-	-	-	-	-	1998 99	1998-99
EAGLES, Mike	C	WPG	293	21	46	67	464	12	0	1	1	14	-	1990 91	1994 95
EAKINS, Dallas	D	PHX/WPG	20	0	2	2	48	-	-	-	-	-	-	1992 93	1992-93
													-	1995-96	1996-97
EASTWOOD, Mike	C	PHX/WPG	126	18	23	41	28	6	0	1	1	2	-	1994 95	1996-97
EAVES, Murray	C	WPG	49	4	12	16	7	4	0	1	1	2	-	1980 81	1985 86
EBBETT, Andrew	C	PHX	33	2	3	5	4	3	0	0	0	0	-	2010-11	2010-11
<b>EKMAN-LARSSON, Oliver</b>	<b>D</b>	<b>ARI</b>	<b>723</b>	<b>125</b>	<b>239</b>	<b>364</b>	<b>450</b>	<b>25</b>	<b>2</b>	<b>6</b>	<b>8</b>	<b>16</b>	-	<b>2010-11</b>	<b>2019-20</b>
ELLETT, Dave	D	WPG	475	95	204	299	504	33	4	16	20	22	-	1984 85	1990 91
ELLIOTT, Stefan	D	ARI	19	2	4	6	4	-	-	-	-	-	-	2015-16	2015-16
ELYNUIK, Pat	RW	WPG	289	115	129	244	462	14	4	6	10	6	-	1987 88	1991 92
EMERSON, Nelson	RW	WPG	131	47	64	111	106	-	-	-	-	-	-	1993 94	1994 95
ENDEAN, Craig	LW	WPG	2	0	1	1	0	-	-	-	-	-	-	1986 87	1986 87
ERAT, Martin	RW	ARI	96	11	26	37	54	-	-	-	-	-	-	2013-14	2014-15
ERICKSON, Bryan	C	WPG	73	6	23	29	20	3	0	0	0	0	-	1990 91	1993 94

NAME	POS	TEAM	GP	REGULAR SEASON				GP	PLAYOFFS				PIM	FROM	TO
				G	A	PTS	PIM		G	A	PTS	PIM			
ERIKSSON, Anders	D	PHX	12	0	3	3	0	-	-	-	-	-	-	2009-10	2009-10
ESCHE, Robert	G	PHX	58	0	3	3	22	-	-	-	-	-	-	1998-99	2001-02
ESSENSA, Bob	G	PHX/WPG	311	0	12	12	18	11	0	0	0	2	-	1988 89	1993-94
													-	1999-00	1999-00
EVANS, Doug	LW	WPG	127	24	42	66	209	8	2	2	4	12	-	1989 90	1991 92
FEDORUK, Todd	LW	PHX	72	6	7	13	72	-	-	-	-	-	-	2008-09	2008-09
FEDOTOV, Anatoli	D	WPG	1	0	2	2	0	-	-	-	-	-	-	1992 93	1992 93
FENTON, Paul	LW	WPG	156	50	31	81	91	7	2	0	2	23	-	1988 89	1990 91
FERENCE, Brad	D	PHX	78	0	6	6	131	-	-	-	-	-	-	2002-03	2003-04
FIDDLER, Vernon	C	PHX	147	14	38	52	92	10	1	1	2	14	-	2009-10	2010-11
FINLEY, Jeff	D	PHX /WPG	130	4	12	16	121	7	0	0	0	6	-	1995-96	1996-97
FISHER, Craig	C	WPG	4	0	0	0	2	-	-	-	-	-	-	1993 94	1993 94
<b>FISCHER, Christian</b>	<b>RW</b>	<b>ARI</b>	<b>213</b>	<b>35</b>	<b>28</b>	<b>63</b>	<b>57</b>	<b>9</b>	<b>0</b>	<b>1</b>	<b>1</b>	<b>6</b>	-	<b>2016-17</b>	<b>2019-20</b>
FISCHER, Patrick	C	PHX	27	4	6	10	24	-	-	-	-	-	-	2006-07	2006-07
FLETCHER, Steve	D	WPG	3	0	0	0	5	-	-	-	-	-	-	1988 89	1988 89
FLICHEL, Todd	D	WPG	6	0	1	1	4	-	-	-	-	-	-	1987 88	1989 90
FOCHT, Dan	D	PHX	18	0	0	0	21	1	0	1	1	0	-	2001-02	2002-03
FRASER, Iain	C	WPG	12	1	1	2	4	4	0	0	0	0	-	1995-96	1995-96
GAGNON, Sean	D	PHX	7	0	1	1	21	-	-	-	-	-	-	1997-98	1998-99
GAGNER, Sam	C	ARI	81	15	26	41	28	-	-	-	-	-	-	2014-15	2014-15
GAINEY, Steve	LW	PHX	20	0	1	1	20	-	-	-	-	-	-	2005-06	2005-06
GALCHENYUK, Alex	LW	ARI	72	19	22	41	34	-	-	-	-	-	-	2018-19	2018-19
<b>GARLAND, Conor</b>	<b>RW</b>	<b>ARI</b>	<b>115</b>	<b>35</b>	<b>22</b>	<b>57</b>	<b>32</b>	<b>8</b>	<b>1</b>	<b>1</b>	<b>2</b>	<b>0</b>	-	<b>2018-19</b>	<b>2019-20</b>
GARTNER, Mike	RW	PHX	142	44	46	90	62	12	2	2	4	22	-	1996-97	1997-98
GAUDET, Tyler	C	ARI	20	1	3	4	0	-	-	-	-	-	-	2014-15	2016-17
GAUTHIER, Denis	D	PHX	45	2	9	11	61	-	-	-	-	-	-	2005-06	2005-06
GEOFFRION, Danny	RW	WPG	79	20	26	46	82	-	-	-	-	-	-	1980 81	1981 82
GIBSON, John	D	WPG	11	0	0	0	14	-	-	-	-	-	-	1983 84	1983 84
GILL, Todd	D	PHX	41	1	6	7	30	-	-	-	-	-	-	1999-00	1999-00
GILHEN, Randy	C	WPG	185	18	17	35	151	4	1	0	1	10	-	1986 87	1988 89
													-	1993 94	1995-96
GOERTZEN, Steven	RW	PHX	16	2	2	4	24	-	-	-	-	-	-	2008-09	2008-09
<b>GOLIGOSKI, Alex</b>	<b>D</b>	<b>ARI</b>	<b>306</b>	<b>25</b>	<b>105</b>	<b>130</b>	<b>94</b>	<b>9</b>	<b>0</b>	<b>0</b>	<b>0</b>	<b>2</b>	-	<b>2016-17</b>	<b>2019-20</b>
GORDON, Boyd	C	ARI	188	14	27	41	28	16	0	2	2	6	-	2011-12	2012-13
													-	2015-16	2015-16
GORMLEY, Brandon	D	ARI	32	2	2	4	12	-	-	-	-	-	-	2013-14	2014-15
GOSSELIN, Guy	D	WPG	5	0	0	0	6	-	-	-	-	-	-	1987 88	1987 88
GRABNER, Michael	RW	ARI	87	17	10	27	14	9	3	0	3	6	-	2018-19	2019-20
GRANT, Alex	D	ARI	5	0	0	0	7	-	-	-	-	-	-	2015-16	2015-16
GRATTON, Chris	C	PHX	82	11	19	30	114	-	-	-	-	-	-	2002-03	2003-04
GRATTON, Josh	LW	PHX	64	2	1	3	223	-	-	-	-	-	-	2005-06	2007-08
GRAVES, Hilliard	RW	WPG	35	1	5	6	15	-	-	-	-	-	-	1979 80	1979 80
GREEN, Travis	C	PHX	147	38	36	74	108	5	2	1	3	2	-	1999-00	2000-01
GREISS, Thomas	G	PHX	25	0	0	0	0	-	-	-	-	-	-	2013-14	2013-14
GRENIER, Martin	D	PHX	8	0	0	0	5	-	-	-	-	-	-	2001-02	2002-03
GROSEK, Michal	LW	WPG	28	3	2	5	21	-	-	-	-	-	-	1993 94	1995-96
<b>GROSS, Jordan</b>	<b>D</b>	<b>ARI</b>	<b>2</b>	<b>0</b>	<b>1</b>	<b>1</b>	<b>0</b>	-	-	-	-	-	-	<b>2019-20</b>	<b>2019-20</b>
GROSSMANN, Nicklas	D	ARI	58	3	4	7	24	-	-	-	-	-	-	2015-16	2015-16
GUINDON, Bob	LW	WPG	6	0	1	1	0	-	-	-	-	-	-	1979 80	1979 80
GUSMANOV, Ravil	RW	WPG	4	0	0	0	0	-	-	-	-	-	-	1995-96	1995-96
HALE, David	D	PHX	48	3	6	9	36	-	-	-	-	-	-	2008-09	2008-09
HALL, Taylor	LW	ARI	35	10	17	27	14	9	2	4	6	10	-	2019-20	2019-20
HALPERN, Jeff	C	PHX	69	5	7	12	24	-	-	-	-	-	-	2013-14	2013-14
HAMEL, Gilles	LW	WPG	142	35	32	67	59	9	2	0	2	2	-	1986 87	1987 88
HAMEL, Pierre	G	WPG	64	0	3	3	14	-	-	-	-	-	-	1979 80	1980 81
HAMILTON, Freddie	C	ARI	8	0	0	0	0	-	-	-	-	-	-	2017-18	2017-18
HANDZUS, Michal	C	PHX	89	19	34	53	55	5	0	0	0	2	-	2000-01	2001-02
HANLEY, Joel	D	ARI	5	0	0	0	0	-	-	-	-	-	-	2017-18	2017-18
HANSEN, Tavis	RW	PHX /WPG	34	2	1	3	16	2	0	0	0	0	-	1994-95	2000-01
HANZAL, Martin	C	ARI	608	117	196	313	537	23	4	8	12	47	-	2007-08	2016-17
HARTMAN, Mike	LW	WPG	75	4	4	8	264	2	0	0	0	2	-	1991 92	1991 92
HAWERCHUK, Dale	C	WPG	713	379	550	929	478	38	16	33	49	39	-	1981 82	1989 90
<b>HAYTON, Barrett</b>	<b>C</b>	<b>ARI</b>	<b>20</b>	<b>1</b>	<b>3</b>	<b>4</b>	<b>14</b>	<b>3</b>	<b>0</b>	<b>0</b>	<b>0</b>	<b>0</b>	-	<b>2019-20</b>	<b>2019-20</b>
HAYWARD, Brian	G	WPG	165	0	8	8	37	11	0	0	0	0	-	1982 83	1985 86
HELMER, Bryan	D	PHX	28	0	1	1	33	-	-	-	-	-	-	1998 99	1998-99
													-	2003-04	2003-04
HERVEY, Matt	D	WPG	2	0	0	0	4	-	-	-	-	-	-	1988 89	1988 89
HESHKA, Shaun	D	PHX	8	0	2	2	0	-	-	-	-	-	-	2009-10	2009-10
<b>HILL, Adin</b>	<b>G</b>	<b>ARI</b>	<b>30</b>	<b>0</b>	<b>0</b>	<b>0</b>	<b>2</b>	-	-	-	-	-	-	<b>2017-18</b>	<b>2019-20</b>
HINOSTROZA, Vinnie	RW	ARI	140	21	40	61	28	7	0	2	2	2	-	2018-19	2019-20
<b>HJALMARSSON, Niklas</b>	<b>D</b>	<b>ARI</b>	<b>157</b>	<b>2</b>	<b>22</b>	<b>24</b>	<b>76</b>	<b>9</b>	<b>0</b>	<b>1</b>	<b>1</b>	<b>6</b>	-	<b>2017-18</b>	<b>2019-20</b>
HODGMAN, Justin	C	ARI	5	1	0	1	2	-	-	-	-	-	-	2014-15	2014-15
HOGGAN, Jeff	LW	PHX	8	0	1	1	9	-	-	-	-	-	-	2008-09	2009-10
HOGUE, Benoit	C	PHX	27	3	10	13	10	5	1	2	3	2	-	1999-00	1999-00
HOLDEN, Mark	G	WPG	4	0	1	1	0	-	-	-	-	-	-	1984 85	1984 85
HOLLAND, Peter	C	ARI	40	5	6	11	18	-	-	-	-	-	-	2016-17	2016-17
HOLLWEG, Ryan	LW	PHX	3	0	0	0	0	-	-	-	-	-	-	2010-11	2010-11
HOPKINS, Larry	LW	WPG	60	13	16	29	26	6	0	0	0	2	-	1979 80	1979 80
													-	1981 82	1982 83

NAME	POS	TEAM	GP	REGULAR SEASON				GP	PLAYOFFS				PIM	FROM	TO
				G	A	PTS	PIM		G	A	PTS	PIM			
HORDICHUK, Darcy	LW	PHX	26	0	0	0	96	-	-	-	-	-	-	2001-02	2002-03
HOSSA, Marcel	LW	PHX	14	0	0	0	4	-	-	-	-	-	-	2007-08	2007-08
HOUSLEY, Phil	D	WPG	232	64	195	259	168	13	1	11	12	2	-	1990 91	1992 93
HOYDA, Dave	LW	WPG	24	2	1	3	42	-	-	-	-	-	-	1979 80	1980 81
HRDINA, Jan	C	PHX	59	11	19	30	38	-	-	-	-	-	-	2002-03	2003-04
HRIVNAK, Jim	G	WPG	3	0	0	0	0	-	-	-	-	-	-	1992 93	1992 93
HUDSON, Mike	C	PHX	7	0	0	0	0	-	-	-	-	-	-	1996-97	1996-97
HUGHES, Brent	LW	WPG	39	4	4	8	115	-	-	-	-	-	-	1988 89	1989 90
HULL, Bobby	LW	WPG	18	4	6	10	0	-	-	-	-	-	-	1979 80	1979 80
HULL, Brett	RW	PHX	5	0	1	1	0	-	-	-	-	-	-	2005-06	2005-06
HULSE, Cale	D	PHX	82	3	17	20	123	-	-	-	-	-	-	2003-04	2005-06
HUNTER, Dave	LW	WPG	34	3	1	4	61	-	-	-	-	-	-	1988 89	1988 89
HUSCROFT, Jamie	D	PHX	11	0	1	1	27	-	-	-	-	-	-	1998-99	1998-99
ISBISTER, Brad	RW	PHX	98	13	12	25	148	5	0	0	0	2	-	1997-98	1998-99
JABLONSKI, Pat	G	PHX	2	0	0	0	0	-	-	-	-	-	-	1996-97	1996-97
JACKMAN, Tim	RW	PHX	8	0	0	0	21	-	-	-	-	-	-	2005-06	2005-06
JANNEY, Craig	C	PHX /WPG	158	32	94	126	38	19	1	8	9	4	-	1995-96	1997-98
JANSSENS, Mark	C	PHX	7	1	2	3	4	1	0	0	0	2	-	1997-98	1997-98
JARVENPAA, Hannu	RW	WPG	114	11	26	37	83	-	-	-	-	-	-	1986 87	1988 89
JASPERS, Jason	C	PHX	9	0	1	1	6	-	-	-	-	-	-	2001-02	2003-04
JEFFREY, Dustin	C	ARI	7	1	1	2	2	-	-	-	-	-	-	2015-16	2015-16
JOHNSON, Chad	G	PHX	4	0	0	0	0	-	-	-	-	-	-	2012-13	2012-13
JOHNSON, Jim	D	PHX	71	5	8	13	92	6	0	0	0	4	-	1996-97	1997-98
JOHNSON, Brent	G	PHX	8	0	0	0	0	-	-	-	-	-	-	2003-04	2003-04
JOHNSON, Mike	RW	PHX	242	47	112	159	139	5	1	1	2	6	-	2000-01	2005-06
JOHNSON, Nick	RW	PHX	17	4	2	6	0	-	-	-	-	-	-	2012-13	2012-13
JOKINEN, Olli	C	PHX	57	21	21	42	49	-	-	-	-	-	-	2008-09	2008-09
JOMPHE, J.F.	C	PHX	1	0	0	0	2	-	-	-	-	-	-	1998 99	1998-99
JONES, Brad	LW	WPG	47	9	10	19	6	1	0	0	0	0	-	1986 87	1989 90
JONES, Matt	D	PHX	106	1	10	11	55	-	-	-	-	-	-	2005-06	2007-08
JOORIS, Josh	C	ARI	42	3	7	10	10	-	-	-	-	-	-	2016-17	2016-17
JOSEPH, Chris	D	PHX	33	1	1	2	16	-	-	-	-	-	-	1999-00	2000-01
JOSEPH, Curtis	G	PHX	115	0	1	1	28	-	-	-	-	-	-	2005-06	2006-07
JOSEPH, Tony	RW	WPG	2	1	0	1	0	-	-	-	-	-	-	1988 89	1990 91
JOVANOVSKI, Ed	D	PHX	332	47	117	164	336	11	1	1	2	6	-	2006-07	2010-11
JOYCE, Bob	LW	WPG	2	0	0	0	0	-	-	-	-	-	-	1991 92	1992 93
JUNEAU, Joe	LW	PHX	69	10	23	33	28	-	-	-	-	-	-	2000-01	2000-01
KALININ, Dmitri	D	PHX	15	1	3	4	6	-	-	-	-	-	-	2008-09	2008-09
KAMINSKY, Yan	RW	WPG	1	0	0	0	0	-	-	-	-	-	-	1993 94	1993 94
KAPANEN, Niko	C	PHX	98	12	25	37	42	-	-	-	-	-	-	2006-07	2007-08
<b>KELLER, Clayton</b>	<b>LW</b>	<b>ARI</b>	<b>237</b>	<b>54</b>	<b>104</b>	<b>158</b>	<b>76</b>	<b>9</b>	<b>4</b>	<b>3</b>	<b>7</b>	<b>0</b>	-	<b>2016-17</b>	<b>2019-20</b>
KEMPE, Mario	RW	ARI	70	6	7	13	22	-	-	-	-	-	-	2017-18	2018-19
KENNEDY, Dean	D	WPG	172	5	19	24	269	8	0	0	0	2	-	1991 92	1993 94
KENNEDY, Tim	LW	PHX	37	2	6	8	4	-	-	-	-	-	-	2013-14	2013-14
KERR, Alan	RW	WPG	7	0	1	1	2	-	-	-	-	-	-	1992 93	1992 93
<b>KESSEL, Phil</b>	<b>RW</b>	<b>ARI</b>	<b>70</b>	<b>14</b>	<b>24</b>	<b>38</b>	<b>22</b>	<b>9</b>	<b>1</b>	<b>3</b>	<b>4</b>	<b>4</b>	-	<b>2019-20</b>	<b>2019-20</b>
KHABIBULIN, Nikolai	G	PHX /WPG	284	0	6	6	62	24	0	1	1	8	-	1994 95	1998-99
KHARIN, Sergei	RW	WPG	7	2	3	5	2	-	-	-	-	-	-	1990 91	1990 91
KILGER, Chad	C	PHX /WPG	63	6	7	13	29	4	1	0	1	0	-	1995-96	1997-98
KING, Kris	LW	PHX /WPG	341	28	40	68	762	18	1	2	3	25	-	1992 93	1996-97
KLEE, Ken	D	PHX	68	1	10	11	24	-	-	-	-	-	-	2008-09	2008-09
KLESIA, Rostislav	D	PHX	144	7	19	26	112	19	2	6	8	11	-	2010-11	2013-14
KLINKHAMMER, Rob	LW	ARI	113	19	15	34	33	-	-	-	-	-	-	2012-13	2014-15
KOLANOS, Krystofer	C	PHX	109	17	18	35	74	2	0	0	0	6	-	2001-02	2005-06
KOROLEV, Igor	RW	PHX /WPG	159	33	58	91	80	7	0	3	3	0	-	1994 95	1996-97
KORPIKOSKI, Lauri	LW	ARI	401	62	83	145	98	22	1	1	2	6	-	2009-10	2014-15
KULAK, Stu	RW	WPG	18	2	0	2	24	-	-	-	-	-	-	1988 89	1988 89
<b>KUEMPER, Darcy</b>	<b>G</b>	<b>ARI</b>	<b>94</b>	<b>0</b>	<b>2</b>	<b>2</b>	<b>20</b>	<b>9</b>	<b>0</b>	<b>0</b>	<b>0</b>	<b>0</b>	-	<b>2017-18</b>	<b>2019-20</b>
KUMPEL, Mark	RW	WPG	141	19	16	35	50	11	2	0	2	6	-	1987 88	1990 91
KVASHA, Oleg	LW	PHX	15	4	7	11	6	-	-	-	-	-	-	2005-06	2005-06
KYLLONEN, Markku	LW	WPG	9	0	2	2	2	-	-	-	-	-	-	1988 89	1988 89
KYTE, Jim	D	WPG	399	11	25	36	772	24	0	4	4	73	-	1982 83	1988 89
LABARBERA, Jason	G	PHX	68	0	0	0	4	-	-	-	-	-	-	2009-10	2012-13
LALOR, Mike	D	WPG	128	6	15	21	140	11	0	2	2	23	-	1991 92	1992 93
LANG, Robert	C	PHX	64	9	20	29	28	4	0	1	1	0	-	2009-10	2009-10
LANGHAMER, Marek	G	ARI	2	0	0	0	0	-	-	-	-	-	-	2016-17	2017-18
LANGKOW, Daymond	C	PHX	316	79	117	196	146	21	2	6	8	4	-	2001-02	2003-04
													-	2011-12	2011-12
LANGKOW, Scott	G	PHX /WPG	5	0	0	0	0	-	-	-	-	-	-	1995-96	1998-99
LARAQUE, Georges	RW	PHX	56	5	17	22	52	-	-	-	-	-	-	2006-07	2006-07
LAROSE, Guy	C	WPG	10	0	1	1	14	-	-	-	-	-	-	1988 89	1990 91
LAUEN, Mike	RW	WPG	3	0	1	1	0	-	-	-	-	-	-	1983 84	1983 84
LEACH, Stephen	RW	PHX	22	1	1	2	37	7	1	1	2	2	-	1998-99	1998-99
LEBLANC, John	RW	WPG	38	12	3	15	10	-	-	-	-	-	-	1991 92	1994 95
LECLERC, Mike	LW	PHX	35	9	12	21	29	-	-	-	-	-	-	2005-06	2005-06
LECUYER, Doug	LW	WPG	45	6	17	23	66	-	-	-	-	-	-	1980 81	1980 81
LEGGE, Barry	D	WPG	76	1	8	9	126	-	-	-	-	-	-	1980 81	1981 82
LEHOUX, Yanick	C	PHX	10	2	2	4	6	-	-	-	-	-	-	2005-06	2006-07
LEMAY, Moe	LW	WPG	10	1	0	1	14	-	-	-	-	-	-	1988 89	1988 89

NAME	POS	TEAM	GP	REGULAR SEASON				GP	PLAYOFFS				PIM	FROM	TO
				G	A	PTS	PIM		G	A	PTS	PIM			
LEMIEUX, Claude	RW	PHX	164	32	49	81	158	5	0	0	0	2		2000-01	2002-03
LEMIEUX, Jocelyn	RW	PHX	32	4	3	7	27	2	0	0	0	4		1996-97	1997-98
LENEVEU, David	G	PHX	21	0	0	0	0	-	-	-	-	-		2005-06	2006-07
LEPISTO, Sami	D	PHX	117	5	17	22	97	7	1	0	1	6		2009-10	2010-11
LESSIO, Lucas	LW	ARI	29	2	3	5	10	-	-	-	-	-		2013-14	2015-16
LESUK, Bill	LW	WPG	49	0	1	1	43	-	-	-	-	-		1979-80	1979-80
LETOWSKI, Trevor	C	PHX	206	30	43	73	58	5	1	1	2	4		1998-99	2001-02
LEVIE, Craig	D	WPG	62	8	14	22	80	-	-	-	-	-		1981-82	1982-83
LEVINS, Scott	RW	PHX /WPG	11	0	1	1	23	-	-	-	-	-		1992-93	1992-93
														1997-98	1997-98
LINDSTROM, Joakim	LW	PHX	44	9	11	20	28	-	-	-	-	-		2008-09	2008-09
LINDSTROM, Willy	RW	WPG	288	98	91	189	106	4	2	1	3	2		1979-80	1982-83
LISIN, Enver	RW	PHX	78	18	10	28	46	-	-	-	-	-		2006-07	2008-09
LOMBARDI, Matthew	C	PHX	118	28	49	77	54	7	1	5	6	2		2008-09	2009-10
														2012-13	2012-13
LONG, Barry	D	WPG	70	6	19	25	46	-	-	-	-	-		1980-81	1981-82
LOUSTEL, Ron	G	WPG	1	0	0	0	0	-	-	-	-	-		1980-81	1980-81
LUKOWICH, Morris	LW	WPG	431	168	177	345	438	7	0	2	2	16		1979-80	1984-85
LUMME, Jyrki	D	PHX	192	19	74	93	122	12	0	2	2	8		1998-99	2000-01
LUNDHOLM, Bengt	LW	WPG	275	48	95	143	72	14	3	4	7	14		1981-82	1985-86
LUNDMARK, Jamie	C	PHX	38	5	13	18	36	-	-	-	-	-		2005-06	2005-06
LYUBUSHKIN, Ilya	D	ARI	92	0	8	8	31	-	-	-	-	-		2018-19	2019-20
MacDERMID, Paul	RW	WPG	172	32	42	74	379	7	0	2	2	8		1989-90	1991-92
MacIVER, Don	D	WPG	6	0	0	0	2	-	-	-	-	-		1979-80	1979-80
MACIVER, Norm	D	PHX /WPG	112	11	40	51	88	12	1	1	2	4		1995-96	1997-98
MacLEAN, Brett	LW	PHX	13	2	1	3	2	-	-	-	-	-		2010-11	2010-11
MacLEAN, Don	C	PHX	9	1	1	2	0	-	-	-	-	-		2006-07	2006-07
MacLEAN, Paul	RW	WPG	528	248	270	518	726	35	16	10	26	76		1981-82	1987-88
MALGUNAS, Stewart	D	WPG	29	0	1	1	32	-	-	-	-	-		1995-96	1995-96
MANERY, Kris	LW	WPG	63	19	13	32	30	-	-	-	-	-		1979-80	1980-81
MANN, Jimmy	RW	WPG	202	9	12	21	598	4	0	0	0	7		1979-80	1983-84
MANSON, Dave	D	PHX /WPG	205	14	59	73	559	6	2	1	3	30		1993-94	1996-97
MANTHA, Moe	D	WPG	318	31	125	156	203	16	5	10	15	18		1980-81	1983-84
														1989-90	1991-92
MARA, Paul	D	PHX	323	38	104	142	268	5	0	0	0	4		2000-01	2005-06
MARCHMENT, Bryan	D	WPG	37	2	4	6	121	-	-	-	-	-		1988-89	1990-91
MARKELL, John	LW	WPG	52	11	10	21	36	-	-	-	-	-		1979-80	1980-81
MARKOV, Danny	D	PHX	136	10	46	56	103	-	-	-	-	-		2001-02	2002-03
MARQUIS, Mario	D	WPG	255	17	116	133	178	18	2	11	13	35		1985-86	1988-89
														1991-92	1991-92
MARSH, Peter	RW	WPG	81	16	25	41	68	-	-	-	-	-		1979-80	1980-81
MARTIN, Craig	RW	WPG	20	0	1	1	19	-	-	-	-	-		1994-95	1994-95
MARTIN, Tom	LW	WPG	24	2	0	2	91	3	0	0	0	2		1984-85	1986-87
MARTINOOK, Jordan	LW	ARI	247	26	39	65	103	-	-	-	-	-		2014-15	2017-18
MATTSSON, Markus	G	WPG	52	0	2	2	0	-	-	-	-	-		1979-80	1980-81
MAXWELL, Bryan	D	WPG	102	8	25	33	268	3	1	0	1	23		1981-82	1983-84
MAY, Brad	LW	PHX	154	24	30	54	234	5	0	0	0	0		2000-01	2002-03
McBAIN, Andrew	RW	WPG	408	101	129	230	421	24	5	7	12	39		1983-84	1988-89
McBAIN, Jamie	D	ARI	3	0	0	0	0	-	-	-	-	-		2016-17	2016-17
McBEAN, Wayne	D	WPG	31	2	9	11	24	-	-	-	-	-		1993-94	1993-94
McCLELLAND, Kevin	RW	WPG	6	0	0	0	19	-	-	-	-	-		1993-94	1993-94
McCRIMMON, Brad	D	PHX	37	1	5	6	18	-	-	-	-	-		1996-97	1996-97
McFALL, Dan	D	WPG	9	0	1	1	0	-	-	-	-	-		1984-85	1985-86
McGINN, Jamie	LW	ARI	72	9	8	17	23	-	-	-	-	-		2016-17	2016-17
McGINN, Tye	LW	ARI	18	1	1	2	10	-	-	-	-	-		2014-15	2014-15
McGRATTAN, Brian	RW	PHX	5	0	0	0	22	-	-	-	-	-		2008-09	2008-09
McKENNA, Mike	G	ARI	1	0	0	0	0	-	-	-	-	-		2014-15	2014-15
McKENZIE, Jim	LW	PHX /WPG	202	12	9	21	548	9	0	0	0	4		1995-96	1997-98
McLLWAIN, Dave	RW	WPG	143	40	38	78	108	7	0	1	1	2		1989-90	1991-92
McMILLAN, Brandon	C	ARI	72	3	6	9	20	-	-	-	-	-		2013-14	2014-15
McREYNOLDS, Brian	C	WPG	9	0	2	2	4	-	-	-	-	-		1989-90	1989-90
McTAVISH, Gord	C	WPG	10	1	3	4	2	-	-	-	-	-		1979-80	1979-80
MELROSE, Barry	D	WPG	92	5	7	12	164	-	-	-	-	-		1979-80	1980-81
MELAMETSA, Anssi	LW	WPG	27	0	3	3	2	-	-	-	-	-		1985-86	1985-86
MERKLEY, Nick	R	ARI	1	0	0	0	2	-	-	-	-	-		2017-18	2017-18
MERMIS, Dakota	D	ARI	10	0	0	0	0	-	-	-	-	-		2017-18	2018-19
MEYER, Freddy	D	PHX	5	0	0	0	0	-	-	-	-	-		2007-08	2007-08
MICHALEK, Zbynek	D	ARI	612	32	108	140	258	7	0	2	2	2		2005-06	2009-10
														2012-13	2014-15
														2015-16	2016-17
MIDDLEBROOK, Lindsay	G	WPG	24	0	0	0	0	-	-	-	-	-		1979-80	1980-81
MIELE, Andy	C	PHX	15	0	2	2	11	-	-	-	-	-		2011-12	2013-14
MIKULCHIK, Oleg	D	WPG	29	0	3	3	29	-	-	-	-	-		1993-94	1994-95
MILLS, Craig	RW	WPG	4	0	2	2	0	1	0	0	0	0		1995-96	1995-96
MIRONOV, Boris	D	WPG	65	7	22	29	96	-	-	-	-	-		1993-94	1993-94
MISKA, Hunter	G	ARI	1	0	0	0	0	-	-	-	-	-		2018-19	2018-19
MOFFAT, Lyle	LW	WPG	74	10	9	19	38	-	-	-	-	-		1979-80	1979-80
MONTOYA, Al	G	PHX	5	0	0	0	0	-	-	-	-	-		2008-09	2008-09
MOORE, John	D	ARI	19	1	4	5	11	-	-	-	-	-		2014-15	2014-15

NAME	POS	TEAM	REGULAR SEASON					PLAYOFFS					FROM	TO
			GP	G	A	PTS	PIM	GP	G	A	PTS	PIM		
MORE, Jayson	D	PHX	64	6	11	17	90	7	0	0	0	7	1996-97	1997-98
MORRIS, Derek	D	PHX	544	38	114	152	462	23	3	7	10	35	2003-04	2008-09
MORRISON, Michael	G	PHX	4	0	0	0	0	-	-	-	-	-	2009-10	2013-14
MOSS, David	RW	ARI	184	17	37	54	63	-	-	-	-	-	2006-07	2006-07
MUELLER, Peter	C	PHX	207	39	68	107	64	-	-	-	-	-	2012-13	2014-15
MULHERN, Richard	D	WPG	19	0	4	4	14	-	-	-	-	-	2007-08	2009-10
MULLEN, Brian	LW	WPG	372	124	172	296	132	26	7	9	16	16	1980-81	1980-81
MUNI, Craig	D	WPG	25	1	3	4	37	6	0	1	1	2	1982-83	1986-87
MURLEY, Matt	LW	PHX	3	0	1	1	0	-	-	-	-	-	1995-96	1995-96
MURPHY, Connor	D	ARI	258	13	36	49	145	-	-	-	-	-	2007-08	2007-08
MURPHY, Trevor	D	ARI	8	1	2	3	0	-	-	-	-	-	2013-14	2016-17
MURRAY, Garth	C	PHX	10	0	0	0	12	-	-	-	-	-	2017-18	2017-18
MURRAY, Rob	C	PHX /WPG	49	2	5	7	34	-	-	-	-	-	2008-09	2008-09
MURRAY, Troy	C	WPG	103	20	34	54	103	7	0	0	0	2	1991-92	1992-93
NAGY, Ladislav	LW	PHX	321	92	157	249	312	5	0	0	0	21	1991-92	1992-93
NASH, Tyson	LW	PHX	119	3	11	14	194	-	-	-	-	-	2000-01	2006-07
NAZAROV, Andrei	LW	PHX	122	10	5	15	311	3	0	0	0	2	2003-04	2005-06
NECKAR, Stan	D	PHX	130	4	11	15	109	11	0	1	1	4	2001-02	2003-04
NEDVED, Petr	C	PHX	25	2	9	11	34	-	-	-	-	-	1998-99	2000-01
NESS, Aaron	D	ARI	24	0	1	1	0	-	-	-	-	-	2005-06	2005-06
NEUFELD, Ray	RW	WPG	249	61	66	127	388	18	6	3	9	46	2019-20	2019-20
NIKULIN, Alexander	C	PHX	1	0	0	0	0	-	-	-	-	-	1985-86	1988-89
NILL, Jim	RW	WPG	141	17	21	38	209	14	0	1	1	39	2008-09	2008-09
NOKELAINEN, Petteri	C	PHX	22	1	2	3	6	5	0	0	0	2	1984-85	1987-88
NOLAN, Owen	RW	PHX	76	16	24	40	56	-	-	-	-	-	2009-10	2009-10
NOONAN, Brian	RW	PHX	7	0	0	0	0	5	0	2	2	4	2011-12	2011-12
NORWICH, Craig	D	WPG	70	10	35	45	36	-	-	-	-	-	2006-07	2006-07
NOVOSELTSEV, Ivan	RW	PHX	17	2	0	2	6	-	-	-	-	-	1998-99	1998-99
NUMMINEN, Teppo	D	PHX /WPG	1098	108	426	534	405	50	8	8	16	20	1979-80	1979-80
ODELEIN, Lyle	D	PHX	16	1	7	8	19	5	0	0	0	16	2003-04	2003-04
O'DONNELL, Sean	D	PHX	57	1	7	8	121	-	-	-	-	-	1988-89	2002-03
OESTERLE, Jordan	D	ARI	129	9	24	33	26	9	1	3	4	0	1989-90	1990-91
OLAUSON, Fredrik	D	WPG	496	86	249	335	196	35	4	13	17	12	1999-00	1999-00
OLCZYK, Eddie	C	WPG	214	95	106	201	235	12	3	3	6	10	2005-06	2005-06
OLIVER, David	RW	PHX	9	1	0	1	2	-	-	-	-	-	1990-91	1992-93
O'NEILL, Mike	G	WPG	20	0	0	0	0	-	-	-	-	-	1994-95	1994-95
O'REILLY, Cal	C	PHX	22	2	3	5	2	-	-	-	-	-	1999-00	1999-00
OSBORNE, Mark	LW	WPG	80	12	20	32	124	-	-	-	-	-	1991-92	1993-94
OSIECKI, Mark	D	WPG	4	1	0	1	2	-	-	-	-	-	2011-12	2011-12
O'SULLIVAN, Patrick	C	PHX	23	2	2	4	2	-	-	-	-	-	1990-91	1991-92
PANIK, Richard	RW	ARI	110	22	30	52	56	-	-	-	-	-	1992-93	1992-93
PASLAWSKI, Greg	RW	WPG	114	27	40	67	24	7	1	3	4	0	2011-12	2011-12
PAYNTER, Kent	D	WPG	5	0	0	0	4	-	-	-	-	-	2018-19	2018-19
PEDERSON, Denis	C	PHX	19	1	1	2	20	5	0	2	2	0	1989-90	1990-91
PELLERIN, Scott	LW	PHX	23	0	1	1	8	-	-	-	-	-	1991-92	1991-92
PELLETIER, Jean-Marc	G	PHX	6	0	0	0	0	-	-	-	-	-	2001-02	2001-02
PENNEY, Steve	G	WPG	15	0	0	0	7	-	-	-	-	-	2002-03	2002-03
PERLINI, Brendan	LW	ARI	153	33	24	57	56	-	-	-	-	-	2002-03	2003-04
PERRAULT, Joel	C	PHX	78	12	14	26	68	-	-	-	-	-	1986-87	1987-88
PERREAULT, Yanic	C	PHX	49	19	14	33	30	-	-	-	-	-	2016-17	2018-19
PETERS, Justin	G	ARI	3	0	0	0	0	-	-	-	-	-	2005-06	2009-10
PETIT, Michel	D	PHX	32	4	2	6	77	5	0	0	0	8	2006-07	2006-07
PICARD, Robert	D	WPG	160	20	43	63	158	11	2	2	4	20	2016-17	2016-17
PICKARD, Calvin	G	ARI	6	0	0	0	0	-	-	-	-	-	1997-98	1998-99
PLANTERY, Mark	D	WPG	25	1	5	6	14	-	-	-	-	-	1983-84	1985-86
PLOTNIKOV, Sergei	LW	ARI	13	0	1	1	4	-	-	-	-	-	2018-19	2018-19
POESCHEK, Rudy	RW	WPG	5	0	0	0	22	-	-	-	-	-	1980-81	1980-81
POOLEY, Paul	RW	WPG	15	0	3	3	0	-	-	-	-	-	2015-16	2015-16
PORTER, Kevin	C	PHX	38	5	5	10	4	-	-	-	-	-	1990-91	1991-92
POULIOT, Marc-Antoine	C	PHX	13	0	4	4	2	8	1	1	2	2	1984-85	1985-86
PRUCHA, Petr	RW	PHX	109	15	18	33	33	7	1	2	3	4	2008-09	2009-10
PRUST, Brandon	RW	PHX	11	0	1	1	29	-	-	-	-	-	2011-12	2011-12
PULKKINEN, Teemu	LW	ARI	4	1	0	1	4	-	-	-	-	-	2008-09	2008-09
PYATT, Taylor	LW	PHX	223	39	34	73	89	27	6	3	9	4	2016-17	2016-17
QUINT, Deron	D	PHX /WPG	271	27	56	83	104	7	0	2	2	0	2009-10	2011-12
QUINTAL, Stephane	D	WPG	124	14	35	49	197	-	-	-	-	-	1995-96	1999-00
RAANTA, Antti	G	ARI	92	0	1	1	2	2	0	0	0	0	2002-03	2002-03
RADIVOJEVIC, Branko	RW	PHX	150	25	31	56	103	1	0	0	0	2	1993-94	1994-95
RALPH, Brad	LW	PHX	1	0	0	0	0	-	-	-	-	-	2017-18	2019-20
RANHEIM, Paul	LW	PHX	40	3	4	7	10	-	-	-	-	-	2001-02	2003-04
REDDICK, Eldon	G	WPG	117	0	1	1	20	3	0	0	0	0	2000-01	2000-01
REESE, Dylan	D	ARI	1	0	0	0	0	-	-	-	-	-	2002-03	2002-03
REICHEL, Robert	C	PHX	13	7	6	13	4	7	1	3	4	2	1986-87	1988-89
REINPRECHT, Steven	C	PHX	231	51	92	143	82	-	-	-	-	-	2014-15	2014-15
REIRDEN, Todd	D	PHX	7	0	2	2	4	-	-	-	-	-	1998-99	1998-99
													2005-06	2008-09
													2003-04	2003-04



NAME	POS	TEAM	GP	REGULAR SEASON				GP	PLAYOFFS				PIM	FROM	TO
				G	A	PTS	PIM		G	A	PTS	PIM			
RENNBERG, Mikael	RW	PHX	10	2	4	6	2	5	1	2	3	4		1999-00	1999-00
RHEAUME, Pascal	C	PHX	1	0	0	0	0	-	-	-	-	-		2005-06	2005-06
RIBEIRO, Mike	C	PHX	80	16	31	47	52	-	-	-	-	-		2013-14	2013-14
RICCI, Mike	C	PHX	85	10	7	17	73	-	-	-	-	-		2005-06	2006-07
RICHARDSON, Brad	C	ARI	299	44	49	93	148	9	2	1	3	4		2015-16	2019-20
RIEDER, Tobias	RW	ARI	292	51	60	111	36	-	-	-	-	-		2014-15	2017-18
RILEY, Bill	RW	WPG	14	3	2	5	7	-	-	-	-	-		1979-80	1979-80
RINALDO, Zac	RW	ARI	53	5	2	7	44	-	-	-	-	-		2017-18	2017-18
RIOUX, Gerry	RW	WPG	9	0	0	0	6	-	-	-	-	-		1979-80	1979-80
RIVERS, Jamie	D	PHX	18	0	5	5	26	-	-	-	-	-		2005-06	2005-06
ROCHE, Travis	D	PHX	50	6	13	19	22	-	-	-	-	-		2006-07	2006-07
ROENICK, Jeremy	C	PHX	454	152	227	379	596	18	9	9	18	18		1996-97	2006-07
ROMANIUK, Russ	LW	WPG	85	10	14	24	46	1	0	0	0	0		1991-92	1994-95
RONAN, Ed	RW	WPG	17	0	0	0	16	-	-	-	-	-		1995-96	1995-96
RONNING, Cliff	C	PHX	156	32	81	113	64	13	1	10	11	16		1996-97	1998-99
ROONEY, Steve	LW	WPG	86	9	9	18	274	13	1	0	1	67		1986-87	1987-88
ROUSSEL, Dominic	G	WPG	7	0	0	0	2	-	-	-	-	-		1995-96	1995-96
ROZSIVAL, Michal	D	PHX	87	4	15	19	54	19	0	0	0	4		2010-11	2011-12
RUNDBLAD, David	D	PHX	26	0	5	5	6	-	-	-	-	-		2011-12	2013-14
RUPP, Michael	C	PHX	7	0	1	1	6	-	-	-	-	-		2003-04	2005-06
SAFRONOV, Kirill	D	PHX	1	0	0	0	0	-	-	-	-	-		2001-02	2001-02
SAMUELSSON, Henrik	LW	ARI	3	0	0	0	2	-	-	-	-	-		2014-15	2014-15
SAMUELSSON, Philip	D	ARI	8	0	0	0	2	-	-	-	-	-		2014-15	2015-16
SANDERSON, Geoff	LW	PHX	75	25	21	46	58	-	-	-	-	-		2005-06	2005-06
SAPRYKIN, Oleg	LW	PHX	126	25	34	59	104	-	-	-	-	-		2005-06	2006-07
SAUER, Kurt	D	PHX	69	1	6	7	36	-	-	-	-	-		2008-09	2009-10
SAUVE, Philippe	G	PHX	5	0	0	0	0	-	-	-	-	-		2005-06	2005-06
SAVAGE, Brian	LW	PHX	134	24	29	53	66	5	0	0	0	0		2001-02	2003-04
SAVARD, Serge	D	WPG	123	6	21	27	55	7	0	0	0	4		1981-82	1982-83
SAWYER, Kevin	LW	PHX	3	0	0	0	12	-	-	-	-	-		1999-00	1999-00
SCATCHARD, Dave	C	PHX	93	14	17	31	156	-	-	-	-	-		2005-06	2006-07
SCHENN, Luke	D	ARI	131	2	13	15	120	-	-	-	-	-		2016-17	2017-18
SCHLEMKO, David	D	ARI	207	9	41	50	76	9	1	0	1	4		2008-09	2014-15
<b>SCHMALTZ, Nick</b>	<b>C</b>	<b>ARI</b>	<b>87</b>	<b>16</b>	<b>43</b>	<b>59</b>	<b>22</b>	-	-	-	-	-		<b>2018-19</b>	<b>2019-20</b>
SCHOFIELD, Dwight	D	WPG	18	0	0	0	33	-	-	-	-	-		1987-88	1987-88
SCHNEIDER, Mathieu	D	PHX	8	0	4	4	4	3	1	0	1	0		2009-10	2009-10
SCOTT, John	LW	ARI	11	0	1	1	25	-	-	-	-	-		2015-16	2015-16
SEKAC, Jiri	LW	ARI	11	0	2	2	10	-	-	-	-	-		2015-16	2015-16
SELANNE, Teemu	RW	WPG	231	147	159	306	87	6	4	2	6	2		1992-93	1995-96
SELLECK, Eric	LW	ARI	1	0	0	0	5	-	-	-	-	-		2015-16	2015-16
SEIDENBERG, Dennis	D	PHX	66	2	11	13	30	-	-	-	-	-		2005-06	2006-07
SEPPA, Jyrki	D	WPG	13	0	2	2	6	-	-	-	-	-		1983-84	1983-84
SHANNON, Darrin	LW	PHX / WPG	451	77	149	226	328	31	6	7	13	30		1991-92	1997-98
SHANNON, Darryl	D	WPG	108	7	20	27	138	-	-	-	-	-		1993-94	1995-96
SHINNIMIN, Brendan	C	ARI	12	0	1	1	8	-	-	-	-	-		2014-15	2014-15
SHTALENKOV, Mikhail	G	PHX	19	0	3	3	2	-	-	-	-	-		1998-99	1999-00
SILK, Dave	RW	WPG	32	2	4	6	63	1	0	0	0	2		1985-86	1985-86
SILLINGER, Mike	C	PHX	60	8	6	14	54	-	-	-	-	-		2003-04	2003-04
SIMON, Jason	LW	PHX	1	0	0	0	0	-	-	-	-	-		1996-97	1996-97
SIMPSON, Todd	D	PHX	146	4	21	25	299	5	0	2	2	6		2000-01	2002-03
SJOBERG, Lars Erik	D	WPG	79	7	27	34	48	-	-	-	-	-		1979-80	1979-80
SJOSTROM, Fredrik	RW	PHX	261	32	41	63	126	-	-	-	-	-		2003-04	2007-08
SKRIKO, Petri	LW	WPG	15	2	3	5	4	-	-	-	-	-		1991-92	1991-92
SLANEY, John	D	PHX	55	3	14	17	24	-	-	-	-	-		1997-98	1997-98
SMAIL, Doug	LW	WPG	691	189	208	397	466	41	9	2	11	49		1980-81	1990-91
SMITH, Gary	G	WPG	20	0	0	0	25	-	-	-	-	-		1979-80	1979-80
SMITH, Gord	D	WPG	13	0	0	0	8	-	-	-	-	-		1979-80	1979-80
SMITH, Mike	G	ARI	312	1	7	8	56	16	0	1	1	14		2011-12	2016-17
SMITH, Wyatt	C	PHX	54	3	7	10	13	-	-	-	-	-		1999-00	2001-02
SODERBERG, Carl	LW	ARI	70	17	18	35	18	9	1	1	2	2		2019-20	2019-20
SOETAERT, Doug	G	WPG	130	0	6	6	38	4	0	0	0	0		1981-82	1983-84
SPILLER, Matthew	D	PHX	59	0	1	1	67	-	-	-	-	-		2003-04	2005-06
SPRING, Don	D	WPG	259	1	54	55	80	6	0	0	0	10		1980-81	1983-84
STAFFORD, Garrett	D	PHX	2	0	0	0	0	-	-	-	-	-		2010-11	2010-11
STAMLER, Lorne	LW	WPG	62	8	7	15	12	-	-	-	-	-		1979-80	1979-80
STANIOWSKI, Ed	G	WPG	62	0	6	6	4	2	0	0	0	0		1981-82	1982-83
STAPLETON, Mike	C	PHX / WPG	253	28	39	67	143	26	1	0	1	37		1995-96	1998-99
STEEN, Anders	C	WPG	42	5	11	16	22	-	-	-	-	-		1980-81	1980-81
STEEN, Thomas	C	WPG	950	264	553	817	753	56	12	32	44	62		1981-82	1994-95
STEMPNIAK, Lee	RW	PHX	100	33	23	56	27	11	0	2	2	0		2009-10	2010-11
STEPAN, Derek	C	ARI	224	39	80	119	56	9	1	4	5	6		2017-18	2019-20
STEWART, Ryan	RW	WPG	3	1	0	1	0	-	-	-	-	-		1985-86	1985-86
STONE, Michael	D	ARI	324	24	72	96	190	2	0	0	0	0		2011-12	2016-17
STROME, Dylan	C	ARI	48	7	9	16	14	-	-	-	-	-		2016-17	2018-19
STUTZEL, Mike	LW	PHX	9	0	0	0	0	-	-	-	-	-		2003-04	2003-04
SUCHY, Radoslav	D	PHX	372	12	51	63	74	10	1	1	2	0		1999-00	2003-04
SULLIVAN, Mike	C	PHX	256	13	20	33	66	10	0	1	1	2		1998-99	2001-02
SULLIVAN, Peter	C	WPG	126	28	54	82	40	-	-	-	-	-		1979-80	1980-81
SULLIVAN, Steve	LW	PHX	33	5	7	12	20	-	-	-	-	-		2012-13	2012-13



NAME	POS	TEAM	GP	REGULAR SEASON				GP	PLAYOFFS				PIM	FROM	TO
				G	A	PTS	PIM		G	A	PTS	PIM			
SUMMERS, Chris	D	ARI	64	2	7	9	47	-	-	-	-	-	-	2010-11	2014-15
SYKES, Phil	LW	WPG	170	25	18	43	157	11	0	1	1	9	-	1989-90	1991-92
SZWARZ, Jordan	RW	ARI	35	4	0	4	21	-	-	-	-	-	-	2013-14	2014-15
TABARACCI, Rick	G	WPG	61	0	2	2	22	7	0	0	0	0	-	1990-91	1992-93
TAFFE, Jeff	C	PHX	98	15	13	28	26	-	-	-	-	-	-	2002-03	2006-07
TAGLIANETTI, Peter	D	WPG	207	10	37	47	604	14	1	1	2	20	-	1984-85	1989-90
TANABE, David	D	PHX	66	5	11	16	30	-	-	-	-	-	-	2003-04	2005-06
TANGUAY, Alex	C	ARI	18	4	9	13	8	-	-	-	-	-	-	2015-16	2015-16
TELLQVIST, Mikael	G	PHX	67	0	2	2	2	-	-	-	-	-	-	2006-07	2008-09
THOMAS, Bill	RW	PHX	40	9	8	17	10	-	-	-	-	-	-	2005-06	2007-08
THOMAS, Christian	LW	ARI	1	0	0	0	0	-	-	-	-	-	-	2015-16	2015-16
THOMPSON, Brent	D	PHX/WPG	40	0	1	1	106	-	-	-	-	-	-	1994-95	1996-97
TIKHONOV, Viktor	LW	ARI	100	11	11	22	34	-	-	-	-	-	-	2008-09	2008-09
														2015-16	2015-16
TILEY, Brad	D	PHX	9	0	0	0	0	1	0	0	0	0	-	1997-98	1998-99
TINORDI, Jarred	D	ARI	7	0	0	0	12	-	-	-	-	-	-	2015-16	2015-16
TJARNQVIST, Mathias	LW	PHX	104	9	11	20	36	-	-	-	-	-	-	2006-07	2007-08
TKACHUK, Keith	LW	PHX/WPG	640	323	300	623	1508	44	19	9	28	100	-	1991-92	2000-01
TOCCHET, Rick	RW	PHX	213	64	66	130	371	13	6	5	11	33	-	1997-98	1999-00
TOMALTY, Glenn	LW	WPG	1	0	0	0	0	-	-	-	-	-	-	1979-80	1979-80
TOMLINSON, Dave	C	WPG	31	1	3	4	24	-	-	-	-	-	-	1993-94	1993-94
TORDJMAN, Josh	G	PHX	2	0	0	0	0	-	-	-	-	-	-	2008-09	2008-09
TORRES, Raffi	LW	PHX	107	20	18	38	96	3	1	1	2	2	-	2011-12	2012-13
TRIMPER, Tim	LW	WPG	140	23	23	46	138	1	0	0	0	0	-	1980-81	1983-84
TRUDEL, Jean-Guy	LW	PHX	4	0	0	0	2	-	-	-	-	-	-	1999-00	2001-02
TURCOTTE, Alfie	C	WPG	17	1	3	4	2	-	-	-	-	-	-	1987-88	1988-89
TURCOTTE, Darren	C	WPG	59	16	16	32	26	-	-	-	-	-	-	1995-96	1995-96
TURRIS, Kyle	C	PHX	137	19	27	46	43	4	1	2	3	2	-	2007-08	2011-12
TURNBULL, Perry	C	WPG	172	43	57	100	357	12	0	2	2	47	-	1984-85	1986-87
TVERDOVSKY, Oleg	D	PHX/WPG	241	24	83	107	80	25	0	11	11	6	-	1995-96	1998-99
ULANOV, Igor	D	WPG	176	5	43	48	385	11	0	0	0	43	-	1991-92	1994-95
UPSHALL, Scottie	LW	PHX	129	42	30	72	118	-	-	-	-	-	-	2008-09	2010-11
VAANANEN, Ossi	D	PHX	291	10	35	45	333	5	0	0	0	6	-	2000-01	2003-04
VANDERMEER, Jim	D	PHX	62	4	8	12	60	0	0	0	0	0	-	2009-10	2009-10
VANDERMEER, Pete	LW	PHX	2	0	0	0	0	-	-	-	-	-	-	2007-08	2007-08
VASILYEV, Andrei	LW	PHX	1	0	0	0	0	-	-	-	-	-	-	1998-99	1998-99
VEISOR, Mike	G	WPG	8	0	0	0	0	1	0	0	0	0	-	1983-84	1983-84
VERMETTE, Antoine	C	ARI	291	70	79	149	223	16	5	5	10	24	-	2011-12	2014-15
														2015-16	2015-16
VISENTIN, Mark	G	PHX	1	0	0	0	0	-	-	-	-	-	-	2013-14	2013-14
VISHEAU, Mark	D	WPG	1	0	0	0	0	-	-	-	-	-	-	1993-94	1993-94
VITOLINSH, Harijs	C	WPG	8	0	0	0	4	-	-	-	-	-	-	1993-94	1993-94
VITALE, Joe	C	ARI	71	3	6	9	41	-	-	-	-	-	-	2014-15	2015-16
VRBATA, Radim	RW	ARI	509	157	186	343	134	27	6	8	14	12	-	2007-08	2007-08
														2009-10	2013-14
														2016-17	2016-17
WAITE, Jimmy	G	PHX	33	0	0	0	4	4	0	0	0	0	-	1997-98	1998-99
WAKALUK, Darcy	G	PHX	16	0	1	1	4	-	-	-	-	-	-	1996-97	1996-97
WARRINER, Todd	LW	PHX	18	0	3	3	8	-	-	-	-	-	-	2001-02	2001-02
WATKINS, Matt	RW	PHX	1	0	0	0	0	-	-	-	-	-	-	2011-12	2011-12
WATTERS, Tim	D	WPG	438	21	101	122	760	28	1	2	3	49	-	1981-82	1987-88
WEAL, Jordan	C	ARI	19	1	1	2	0	-	-	-	-	-	-	2018-19	2018-19
WEDGEWOOD, Scott	G	ARI	20	0	0	0	2	-	-	-	-	-	-	2017-18	2017-18
WELLER, Craig	RW	PHX	59	3	8	11	80	-	-	-	-	-	-	2007-08	2007-08
WESTRUM, Erik	C	PHX	15	1	1	2	20	-	-	-	-	-	-	2003-04	2003-04
WHEELDON, Simon	C	WPG	4	0	0	0	4	-	-	-	-	-	-	1990-91	1990-91
WHELTON, Bill	D	WPG	2	0	0	0	0	-	-	-	-	-	-	1980-81	1980-81
WHITE, Ryan	RW	ARI	46	7	6	13	70	-	-	-	-	-	-	2016-17	2016-17
WHITNEY, Ray	LW	PHX	157	41	93	134	52	20	3	7	10	12	-	2010-11	2011-12
WILKINSON, Neil	D	WPG	61	2	8	10	108	-	-	-	-	-	-	1994-95	1995-96
WILSON, Landon	RW	PHX	183	32	36	68	180	4	0	0	0	12	-	2000-01	2003-04
WILSON, Ron	C	WPG	536	75	134	209	236	23	7	6	13	6	-	1979-80	1987-88
WINNIK, Daniel	LW	PHX	202	18	34	52	100	7	0	0	0	0	-	2007-08	2009-10
WOLSKI, Wojtek	LW	PHX	54	12	22	34	16	7	4	1	5	0	-	2009-10	2010-11
YANDLE, Keith	D	ARI	558	65	246	311	372	27	3	16	19	14	-	2006-07	2014-15
YIP, Brandon	RW	PHX	2	0	0	0	0	-	-	-	-	-	-	2013-14	2013-14
YLONEN, Juha	C	PHX	261	22	65	87	80	3	0	2	2	2	-	1996-97	2000-01
YONKMAN, Nolan	D	PHX	16	0	1	1	39	-	-	-	-	-	-	2010-11	2010-11
YORK, Mike	LW	PHX	63	6	8	14	4	-	-	-	-	-	-	2007-08	2007-08
YOUNG, Tim	RW	WPG	44	15	19	34	25	1	0	1	1	0	-	1983-84	1983-84
YSEBAERT, Paul	C	WPG	60	9	18	27	18	-	-	-	-	-	-	1993-94	1993-94
ZHAMNOV, Alexei	C	WPG	235	103	164	267	205	12	2	3	5	10	-	1992-93	1995-96
ZIGOMANIS, Mike	C	PHX	108	16	10	26	52	-	-	-	-	-	-	2006-07	2007-08

GOALTENDER	TEAM	GP	MIN	GA	S	GAA	SV%	W-L-T-OT	FROM	TO
AEBISCHER, David	PHX	1	60	3	0	3.00	.909	0-1-0	2007-08	2007-08
AULD, Alex	PHX	9	508	30	1	3.54	.880	3-6-0	2007-08	2007-08
BEAUREGARD, Stephane	WPG	74	3600	209	2	3.48	.885	16-30-11	1989-90	1991-92
									1993-94	1993-94
BEHREND, Marc	WPG	38	1946	160	1	4.93	.844	12-19-2	1983-84	1985-86
BERTHIAUME, Daniel	WPG	120	6598	399	5*	3.63	.876	50-45-13	1986-87	1989-90
BIERK, Zac	PHX	20	1074	44	1	2.46	.924	4-10-3	2002-03	2003-04
BOUCHARD, Dan	WPG	32	1696	107	2	3.79	.865	11-14-2	1985-86	1985-86
BOUCHER, Brian	PHX	96	5420	269	5	2.98	.898	28-45-18-0	2002-03	2005-06
BRYZGALOV, Ilya	PHX	257	15070	639	21	2.53	.919	130-93-27	2007-08	2010-11
BURKE, Sean	PHX	211	12348	491	15	2.39	.919	97-78-29	1999-00	2003-04
CHEVELDAE, Tim	WPG	74	4054	260	1	3.85	.884	21-42-7	1993-94	1995-96
CHEVRIER, Alain	WPG	22	1092	78	1	4.29	.859	8-8-2	1988-89	1988-89
CLIMIE, Matt	PHX	1	32	1	0	1.88	.938	0-0-0	2010-11	2010-11
DesROCHERS, Patrick	PHX	9	418	26	0	3.73	.861	1-5-1	2001-02	2002-03
DION, Michel	WPG	14	757	61	0	4.83	.864	3-6-3	1980-81	1980-81
DOMINGUE, Louis	ARI	84	4501	225	2	3.00	.906	27-41-7	2014-15	2017-18
DRAPER, Tom	WPG	9	513	41	0	4.80	.824	3-5-0	1988-89	1989-90
									1995-96	1995-96
DUBNYK, Devan	ARI	19	1034	47	1	2.72	.916	9-5-2	2014-15	2014-15
DUFFUS, Parris	PHX	1	29	1	0	2.07	.875	0-0-0	1996-97	1996-97
ESCHE, Robert	PHX	58	3033	150	3	2.97	.897	18-24-6	1998-99	2001-02
ESSENSA, Bob	PHX /WPG	311	17244	955	15	3.32	.894	129-124-35	1988-89	1993-94
									1999-00	1999-00
GREISS, Thomas	PHX	25	1312	50	2	2.29	.920	10-8-5	2013-14	2013-14
HAMEL, Pierre	WPG	64	3570	258	0	4.34	.869	12-39-7	1979-80	1980-81
HAYWARD, Brian	WPG	165	9172	654	1	4.28	.865	63-75-17	1982-83	1985-86
<b>HILL, Adin</b>	<b>ARI</b>	<b>30</b>	<b>1578</b>	<b>74</b>	<b>1</b>	<b>2.81</b>	<b>.907</b>	<b>10-12-3</b>	<b>2017-18</b>	<b>2019-20</b>
HOLDEN, Mark	WPG	4	213	15	0	4.23	.856	2-0-0	1984-85	1984-85
HRIVNAK, Jim	WPG	3	180	13	0	4.33	.865	2-1-0	1992-93	1992-93
JABLONSKI, Pat	PHX	2	59	2	0	2.03	.917	0-1-0	1996-97	1996-97
JOHNSON, Chad	PHX	4	247	5	1	1.21	.954	2-0-2	2012-13	2012-13
JOHNSON, Brent	PHX	8	486	21	0	2.59	.914	1-6-1	2003-04	2003-04
JOSEPH, Curtis	PHX	115	6417	325	8	3.04	.898	50-52-5	2005-06	2006-07
KHABIBULIN, Nikolai	PHX/WPG	284	16030	735	21	2.75	.908	126-113-30	1994-95	1998-99
<b>KUEMPER, Darcy</b>	<b>ARI</b>	<b>94</b>	<b>5601</b>	<b>223</b>	<b>8</b>	<b>2.39</b>	<b>.923</b>	<b>45-37-12</b>	<b>2017-18</b>	<b>2019-20</b>
LABARBERA, Jason	PHX	68	3552	156	2	2.64	.918	22-26-9	2009-10	2012-13
LANGHAMER, Marek	ARI	2	45	1	0	1.35	.944	0-0-0	2016-17	2017-18
LANGKOW, Scott	PHX /WPG	5	178	13	0	4.38	.835	0-1-1	1995-96	1998-99
LeNEVEU, David	PHX	21	1047	59	0	3.38	.894	5-9-0	2005-06	2006-07
LINDBACK, Anders	ARI	19	906	47	0	3.11	.894	5-7-1	2015-16	2015-16
LOUSTEL, Ron	WPG	1	60	10	0	10.00	.804	0-1-0	1980-81	1980-81
MATTSOON, Markus	WPG	52	2907	193	3	3.98	.875	8-32-4	1979-80	1980-81
McELHINNEY, Curtis	PHX	1	72	2	0	1.67	.944	1-0-0	2011-12	2011-12
MCKENNA, Mike	ARI	1	60	5	0	5.00	.853	0-1-0	2014-15	2014-15
MIDDLEBROOK, Lindsay	WPG	24	1233	105	0	5.11	.856	2-17-3	1979-80	1980-81
MISKA, Hunter	ARI	1	19	1	0	3.28	.889	0-0-0	2018-19	2018-19
MONTOYA, Al	PHX	5	259	9	1	2.08	.925	3-1-0	2008-09	2008-09
MORRISON, Mike	PHX	4	127	13	0	6.14	.790	0-3-0	2006-07	2006-07
O'NEILL, Michael	WPG	20	824	58	0	4.22	.863	0-9-2	1991-92	1993-94
PELLETIER, Jean-Marc	PHX	6	294	18	0	3.67	.864	1-3-0	2002-03	2003-04
PENNEY, Steve	WPG	15	712	55	0	4.63	.828	3-8-2	1986-87	1987-88
PETERS, Justin	ARI	3	133	7	0	3.16	.900	0-1-0	2016-17	2016-17
PICKARD, Calvin	ARI	6	283	17	0	3.60	.892	0-4-0	2018-19	2018-19
<b>RAANTA, Antti</b>	<b>ARI</b>	<b>92</b>	<b>5109</b>	<b>210</b>	<b>5</b>	<b>2.47</b>	<b>.924</b>	<b>41-37-9</b>	<b>2017-18</b>	<b>2019-20</b>
REDDICK, Eldon	WPG	117	6358	395	1*	3.73	.873	41-51-14	1986-87	1988-89
ROUSSEL, Dominic	WPG	7	285	16	0	3.37	.881	2-2-0	1995-96	1995-96
SAUVE, Philippe	PHX	5	187	17	0	5.45	.867	0-4-0-0	2005-06	2005-06
SHTALENKOV, Mikhail	PHX	19	1147	45	2	2.35	.905	8-8-3	1998-99	1999-00
SMITH, Gary	WPG	20	1073	73	0	4.08	.873	4-11-4	1979-80	1979-80
SMITH, Mike	ARI	312	17980	807	22	2.69	.916	128-132-41	2011-12	2016-17
SOETAERT, Doug	WPG	130	7226	511	2	4.24	.869	50-48-21	1981-82	1983-84
STANIOWSKI, Ed	WPG	63	3510	247	2	4.22	.866	24-27-6	1981-82	1983-84
TABARACCI, Rick	WPG	61	3018	193	1	3.84	.874	15-26-7	1990-91	1992-93
TELLQVIST, Mikael	PHX	67	3613	184	4	3.06	.897	27-24-6	2006-07	2008-09
TORDJMAN, Josh	PHX	2	118	8	0	4.07	.871	0-2-0	2008-09	2008-09
TREUTLE, Niklas	ARI	2	49	5	0	6.00	.750	0-1-0	2015-16	2015-16

\*Daniel Berthiaume and Eldon Reddick shared one shutout during the 1986-87 season

NOTE: Starting in 2005-06, goaltenders can no longer earn ties but losses in overtime or a shootout count in the OT column.

## 20-49-11 (51 points), 5th Smythe Division

PLAYER	GP	G	A	PTS	PIM	PLAYER	GP	G	A	PTS	PIM
Morris Lukowich	78	35	39	74	77	Hilliard Graves	35	1	5	6	15
Peter Sullivan	79	24	35	59	20	Bill Riley	14	3	2	5	7
Ron Wilson	79	21	36	57	28	Gord McTavish	10	1	3	4	2
Willy Lindstrom	79	23	26	49	20	Dave Hoyda	15	1	1	2	35
Craig Norwich	70	10	35	45	36	John Bethel	17	0	2	2	4
Peter Marsh	57	18	20	38	59	Pierre Hamel	35	0	2	2	10
Lars Erik Sjoberg	79	7	27	34	48	Pat Daley	5	1	0	1	4
Jude Drouin	78	8	16	24	50	Bob Guindon	6	0	1	1	0
Scott Campbell	63	3	17	20	136	Bill Lesuk	49	0	1	1	43
Lyle Moffat	74	10	9	19	38	Glenn Tomalty	1	0	0	0	0
Dave Christian	15	8	10	18	2	Larry Hopkins	5	0	0	0	0
John Markell	38	10	7	17	21	Don MacIver	6	0	0	0	2
Lorne Stamler	62	8	7	15	12	Gerry Rioux	9	0	0	0	6
Al Cameron	63	3	11	14	72	Lindsay Middlebrook	10	0	0	0	0
Ross Cory	46	2	9	11	32	Gord Smith	13	0	0	0	8
*Kris Manery	16	6	4	10	6	Wayne Dillon	13	0	0	0	2
#Bobby Hull	18	4	6	10	0	Mike Amodeo	19	0	0	0	2
Barry Melrose	74	4	6	10	124	Gary Smith	20	0	0	0	25
Jimmy Mann	72	3	5	8	287	Markus Mattsson	21	0	0	0	2

GOALTENDER	GP	MIN	GAA	W-L-T	SO	GA	SA	SV%
Markus Mattsson	21	1200	3.25	5-11-4	2	65	579	.888
Pierre Hamel	35	1947	4.01	9-19-3	0	130	1052	.876
Gary Smith	20	1073	4.08	4-11-4	0	73	574	.873
Lindsay Middlebrook	10	580	4.14	2-8-0	0	40	325	.877

\* - Acquired during season # - Relocated during season

#	DATE	H/R	OPPONENT	SCORE	RES	RECORD	PTS	#	DATE	H/R	OPPONENT	SCORE	RES	RECORD	PTS
1	OCT. 10	@	Pittsburgh	4-2	L	0-1-0	0	41	JAN. 8	@	Atlanta	2-0	L	12-24-5	29
2	OCT. 11	@	Boston	4-0	L	0-2-0	0	42	JAN. 10	@	Philadelphia	5-4	L	12-25-5	29
3	OCT. 14		COLORADO	4-2	W	1-2-0	2	43	JAN. 12		NY RANGERS	3-0	L	12-26-5	29
4	OCT. 17		DETROIT	5-1	L	1-3-0	2	44	JAN. 13		LOS ANGELES	5-3	W	13-26-5	31
5	OCT. 19		MINNESOTA	3-2	W	2-3-0	4	45	JAN. 15	@	NY Islanders	5-2	L	13-27-5	31
6	OCT. 20	@	Colorado	4-1	L	2-4-0	4	46	JAN. 16	@	NY Rangers	4-1	L	13-28-5	31
7	OCT. 24	@	Chicago	4-0	L	2-5-0	4	47	JAN. 18		DETROIT	5-0	L	13-29-5	31
8	OCT. 26		BOSTON	3-2	W	3-5-0	6	48	JAN. 21	@	Hartford	7-2	L	13-30-5	31
9	OCT. 28		ST. LOUIS	2-2	T	3-5-1	7	49	JAN. 22	@	Washington	5-4	L	13-31-5	31
10	OCT. 31	@	Quebec	5-2	W	4-5-1	9	50	JAN. 25		PHILADELPHIA	5-4	L	13-32-5	31
11	NOV. 2		WASHINGTON	1-1	T	4-5-2	10	51	JAN. 27		ST. LOUIS	6-6	T	13-32-6	32
12	NOV. 4		NY ISLANDERS	4-4	T	4-5-3	11	52	JAN. 29	@	Los Angeles	7-3	W	14-32-6	34
13	NOV. 6	@	Atlanta	8-0	L	4-6-3	11	53	FEB. 1	@	Edmonton	9-2	L	14-33-6	34
14	NOV. 7	@	Washington	6-3	L	4-7-3	11	54	FEB. 2	@	Colorado	2-2	T	14-33-7	35
15	NOV. 10		TORONTO	8-4	L	4-8-3	11	55	FEB. 8		WASHINGTON	6-3	L	14-34-7	35
16	NOV. 14		HARTFORD	3-2	W	5-8-3	13	56	FEB. 10		EDMONTON	2-2	T	14-34-8	36
17	NOV. 16		QUEBEC	3-2	L	5-9-3	13	57	FEB. 12	@	NY Islanders	0-0	T	14-34-9	37
18	NOV. 18		PITTSBURGH	3-2	L	5-10-3	13	58	FEB. 14	@	Philadelphia	5-1	L	14-35-9	37
19	NOV. 21	@	NY Rangers	6-4	W	6-10-3	15	59	FEB. 15	@	Hartford	5-4	L	14-36-9	37
20	NOV. 22	@	Montreal	7-0	L	6-11-3	15	60	FEB. 17		QUEBEC	6-5	W	15-36-9	39
21	NOV. 24		VANCOUVER	5-3	W	7-11-3	17	61	FEB. 20	@	Buffalo	4-3	L	15-37-9	39
22	NOV. 27	@	Los Angeles	5-3	L	7-12-3	17	62	FEB. 21	@	Montreal	3-0	L	15-38-9	39
23	NOV. 28	@	Vancouver	4-2	L	7-13-3	17	63	FEB. 23		TORONTO	9-3	L	15-39-9	39
24	DEC. 1	@	Minnesota	4-4	T	7-13-4	18	64	FEB. 27	@	Pittsburgh	3-2	L	15-40-9	39
25	DEC. 2		NY ISLANDERS	4-0	L	7-14-4	18	65	FEB. 29		VANCOUVER	3-3	T	15-40-10	40
26	DEC. 4	@	St. Louis	4-2	W	8-14-4	20	66	MAR. 2		CHICAGO	3-2	L	15-41-10	40
27	DEC. 5	@	Detroit	6-4	L	8-15-4	20	67	MAR. 4	@	Vancouver	2-1	L	15-42-10	40
28	DEC. 7		EDMONTON	8-3	W	9-15-4	22	68	MAR. 9		ATLANTA	5-2	L	15-43-10	40
29	DEC. 9		ATLANTA	5-4	L	9-16-4	22	69	MAR. 12		BUFFALO	3-3	T	15-43-11	41
30	DEC. 12	@	Quebec	5-0	L	9-17-4	22	70	MAR. 14		MONTREAL	4-3	L	15-44-11	41
31	DEC. 15		MONTREAL	6-2	W	10-17-4	24	71	MAR. 16	@	Detroit	6-2	W	16-44-11	43
32	DEC. 16	@	Edmonton	4-3	W	11-17-4	26	72	MAR. 19	@	Toronto	9-1	L	16-45-11	43
33	DEC. 19		BUFFALO	3-2	L	11-18-4	26	73	MAR. 21		NY RANGERS	4-2	W	17-45-11	45
34	DEC. 21		CHICAGO	4-1	W	12-18-4	28	74	MAR. 23		PITTSBURGH	4-2	L	17-46-11	45
35	DEC. 26	@	Minnesota	6-0	L	12-19-4	28	75	MAR. 26		HARTFORD	7-0	W	18-46-11	47
36	DEC. 28		PHILADELPHIA	5-3	L	12-20-4	28	76	MAR. 28		MINNESOTA	2-1	L	18-47-11	47
37	DEC. 29	@	Toronto	6-1	L	12-21-4	28	77	MAR. 30	@	Boston	3-1	L	18-48-11	47
38	DEC. 31	@	Buffalo	6-2	L	12-22-4	28	78	APR. 2	@	Chicago	5-2	W	19-48-11	49
39	JAN. 4		BOSTON	2-1	L	12-23-4	28	79	APR. 5	@	St. Louis	6-0	L	19-49-11	49
40	JAN. 6		LOS ANGELES	4-4	T	12-23-5	29	80	APR. 6		COLORADO	3-2	W	20-49-11	51

## 9-57-14 (32 points), 6th Smythe Division

PLAYER	GP	G	A	PTS	PIM	PLAYER	GP	G	A	PTS	PIM
Dave Christian	80	28	43	71	22	Barry Legge	38	0	6	6	69
Morris Lukowich	80	33	34	67	90	Scott Campbell	14	1	4	5	55
Norm Dupont	80	27	26	53	8	#Tom Bladon	9	0	5	5	10
Ron Wilson	77	18	33	51	55	John Markell	14	1	3	4	15
Daniel Geoffrion	78	20	26	46	82	Rick Mulhern	19	0	4	4	14
Dave Babych	69	6	38	44	90	Murray Eaves	12	1	2	3	5
Willy Lindstrom	72	22	13	35	45	Al Cameron	29	1	2	3	21
Tim Trimper	56	15	14	29	28	#Barry Melrose	18	1	1	2	40
Rick Bowness	45	8	17	25	45	Sandy Beadle	6	1	0	1	2
Moe Mantha	58	2	23	25	35	Dave Hoyda	9	1	0	1	7
*Doug Lecuyer	45	6	17	23	66	Ross Cory	5	0	1	1	9
Barry Long	65	6	17	23	42	Pierre Hamel	29	0	1	1	4
Peter Sullivan	47	4	19	23	20	Markus Mattsson	31	0	1	1	2
Kris Manery	47	13	9	22	24	Dave Chartier	1	0	0	0	0
Don Spring	80	1	18	19	18	Ron Loustel	1	0	0	0	0
Doug Smail	30	10	8	18	45	Bill Whelton	2	0	0	0	0
Anders Steen	42	5	11	16	22	Jude Drouin	7	0	0	0	4
#Peter Marsh	24	6	7	13	9	Pat Daley	7	0	0	0	9
*Rick Dudley	30	5	5	10	28	*Michel Dion	14	0	0	0	2
Jimmy Mann	37	3	3	6	105	Lindsay Middlebrook	14	0	0	0	0
Mark Plantery	25	1	5	6	14						
GOALTENDER	GP	MIN	GAA	W-L-T	SO	GA	SA	SV%			
Markus Mattsson	31	1707	4.50	3-21-4	1	128	965	.867			
Pierre Hamel	29	1623	4.73	3-20-4	0	128	925	.862			
*Michel Dion	14	757	4.83	3-6-3	0	61	447	.864			
Lindsay Middlebrook	14	653	5.97	0-9-3	0	65	405	.840			
Ron Loustel	1	60	10.00	0-1-0	0	10	51	.804			

\* - Acquired during season # - Relocated during season

#	DATE	H/R	OPPONENT	SCORE	RES	RECORD	PTS	#	DATE	H/R	OPPONENT	SCORE	RES	RECORD	PTS
1	OCT. 10	@	Washington	4-1	L	0-1-0	0	41	JAN. 9		VANCOUVER	4-4	T	4-29-8	16
2	OCT. 11	@	Pittsburgh	5-4	L	0-2-0	0	42	JAN. 10		HARTFORD	5-3	L	4-30-8	16
3	OCT. 17		CHICAGO	6-2	W	1-2-0	2	43	JAN. 13	@	Quebec	3-3	T	4-30-9	17
4	OCT. 19		QUEBEC	4-4	T	1-2-1	3	44	JAN. 15	@	Montreal	7-3	L	4-31-9	17
5	OCT. 22	@	Buffalo	7-4	L	1-3-1	3	45	JAN. 17	@	Calgary	4-2	L	4-32-9	17
6	OCT. 25	@	Minnesota	4-1	L	1-4-1	3	46	JAN. 18		TORONTO	5-4	L	4-33-9	17
7	OCT. 26		BOSTON	7-7	T	1-4-2	4	47	JAN. 21		NY RANGERS	5-1	W	5-33-9	19
8	OCT. 29	@	Chicago	8-4	L	1-5-2	4	48	JAN. 23	@	Colorado	2-2	T	5-33-10	20
9	OCT. 31		PITTSBURGH	6-5	L	1-6-2	4	49	JAN. 27	@	Washington	4-3	L	5-34-10	20
10	NOV. 2		WASHINGTON	4-4	T	1-6-3	5	50	JAN. 29	@	Boston	7-6	L	5-35-10	20
11	NOV. 5		CALGARY	5-5	T	1-6-4	6	51	JAN. 31	@	Toronto	2-0	W	6-35-10	22
12	NOV. 7		EDMONTON	4-2	L	1-7-4	6	52	FEB. 1	@	Buffalo	4-0	L	6-36-10	22
13	NOV. 9		TORONTO	7-4	L	1-8-4	6	53	FEB. 4		PITTSBURGH	3-2	L	6-37-10	22
14	NOV. 12	@	Quebec	5-1	L	1-9-4	6	54	FEB. 6	@	Edmonton	10-4	L	6-38-10	22
15	NOV. 13	@	Boston	5-5	T	1-9-5	7	55	FEB. 8	@	Chicago	9-1	L	6-39-10	22
16	NOV. 16		MONTREAL	5-1	L	1-10-5	7	56	FEB. 12	@	NY Rangers	8-6	L	6-40-10	22
17	NOV. 18	@	Vancouver	6-1	L	1-11-5	7	57	FEB. 15		QUEBEC	4-3	W	7-40-10	24
18	NOV. 19	@	Los Angeles	7-2	L	1-12-5	7	58	FEB. 17	@	Detroit	6-4	L	7-41-10	24
19	NOV. 21		BUFFALO	4-2	L	1-13-5	7	59	FEB. 18	@	Hartford	3-3	T	7-41-11	25
20	NOV. 23	@	Philadelphia	3-1	L	1-14-5	7	60	FEB. 20		MINNESOTA	5-3	L	7-42-11	25
21	NOV. 24	@	NY Islanders	4-4	T	1-14-6	8	61	FEB. 21		EDMONTON	5-1	L	7-43-11	25
22	NOV. 26	@	Hartford	8-4	L	1-15-6	8	62	FEB. 25	@	Pittsburgh	4-3	L	7-44-11	25
23	NOV. 28		ST. LOUIS	1-1	T	1-15-7	9	63	FEB. 27		PHILADELPHIA	6-3	L	7-45-11	25
24	NOV. 30		CALGARY	4-1	L	1-16-7	9	64	MAR. 1		DETROIT	4-4	T	7-45-12	26
25	DEC. 3		NY RANGERS	4-3	L	1-17-7	9	65	MAR. 4	@	Montreal	9-3	L	7-46-12	26
26	DEC. 4	@	Calgary	3-1	L	1-18-7	9	66	MAR. 5	@	Philadelphia	10-1	L	7-47-12	26
27	DEC. 6	@	St. Louis	5-2	L	1-19-7	9	67	MAR. 7		MONTREAL	4-2	W	8-47-12	28
28	DEC. 10		HARTFORD	8-5	L	1-20-7	9	68	MAR. 8		LOS ANGELES	4-1	L	8-48-12	28
29	DEC. 13	@	Minnesota	4-3	L	1-21-7	9	69	MAR. 11		NY ISLANDERS	6-3	L	8-49-12	28
30	DEC. 14		NY ISLANDERS	5-4	L	1-22-7	9	70	MAR. 13		BUFFALO	5-2	L	8-50-12	28
31	DEC. 16	@	NY Islanders	6-2	L	1-23-7	9	71	MAR. 15		CHICAGO	8-2	L	8-51-12	28
32	DEC. 17	@	NY Rangers	8-2	L	1-24-7	9	72	MAR. 18		COLORADO	4-3	W	9-51-12	30
33	DEC. 20	@	St. Louis	5-2	L	1-25-7	9	73	MAR. 21	@	Detroit	5-4	L	9-52-12	30
34	DEC. 23		COLORADO	5-4	W	2-25-7	11	74	MAR. 22		LOS ANGELES	7-5	L	9-53-12	30
35	DEC. 26		MINNESOTA	5-3	L	2-26-7	11	75	MAR. 27		VANCOUVER	10-2	L	9-54-12	30
36	DEC. 28		DETROIT	4-3	L	2-27-7	11	76	MAR. 29	@	Colorado	2-1	L	9-55-12	30
37	DEC. 31		WASHINGTON	5-3	L	2-28-7	11	77	MAR. 31	@	Los Angeles	7-3	L	9-56-12	30
38	JAN. 2		PHILADELPHIA	4-3	W	3-28-7	13	78	APR. 1	@	Vancouver	4-4	T	9-56-13	31
39	JAN. 5		BOSTON	4-1	L	3-29-7	13	79	APR. 4	@	Edmonton	7-2	L	9-57-13	31
40	JAN. 7	@	Toronto	8-2	W	4-29-7	15	80	APR. 5		ST. LOUIS	5-5	T	9-57-14	32

## 33-33-14 (80 points), 2nd Norris Division

PLAYER	GP	G	A	PTS	PIM	PLAYER	GP	G	A	PTS	PIM
Dale Hawerchuk	80	45	58	103	47	Ron Wilson	39	3	13	16	49
Morris Lukowich	77	43	49	92	102	Don Spring	78	0	16	16	21
Dave Christian	80	25	51	76	28	Craig Levie	40	4	9	13	48
David Babych	79	19	49	68	92	Moe Mantha	25	0	12	12	28
Paul MacLean	74	36	25	61	106	Bryan Maxwell	45	1	9	10	110
Willy Lindstrom	74	32	27	59	33	Scott Arniel	17	1	8	9	14
Lucien DeBlois	65	25	27	52	87	Serge Savard	47	2	5	7	26
Thomas Steen	73	15	29	44	42	Jimmy Mann	37	3	2	5	79
Bengt Lundholm	66	14	30	44	10	Ed Staniowski	45	0	5	5	4
Normand Dupont	62	13	25	38	22	Barry Legge	38	1	2	3	57
Doug Smail	72	17	18	35	55	Barry Long	5	0	2	2	4
Larry Hopkins	41	10	15	25	22	Doug Soetaert	39	0	2	2	14
Tim Watters	69	2	22	24	97	Dan Geoffrion	1	0	0	0	5
Tim Trimper	74	8	8	16	100	Murray Eaves	2	0	0	0	0

GOALTENDER	GP	MIN	GAA	W-L-T	SO	GA	SA	SV%
Ed Staniowski	45	2643	3.95	20-19-6	1	174	1412	.877
Doug Soetaert	39	2157	4.31	13-14-8	2	155	1184	.869

\* - Acquired during season # - Relocated during season

#	DATE	H/R	OPPONENT	SCORE	RES	RECORD	PTS	#	DATE	H/R	OPPONENT	SCORE	RES	RECORD	PTS
1	OCT. 6		TORONTO	6-1	L	0-1-0	0	41	JAN. 6	@	Hartford	5-3	W	14-19-8	36
2	OCT. 9		NY RANGERS	8-3	W	1-1-0	2	42	JAN. 7	@	Boston	8-6	L	14-20-8	36
3	OCT. 14	@	Edmonton	4-2	W	2-1-0	4	43	JAN. 9	@	Detroit	4-2	W	15-20-8	38
4	OCT. 15	@	Calgary	5-4	W	3-1-0	6	44	JAN. 10		MONTREAL	4-4	T	15-20-9	39
5	OCT. 18		COLORADO	4-3	L	3-2-0	6	45	JAN. 13		PITTSBURGH	6-1	W	16-20-9	41
6	OCT. 21	@	Buffalo	2-2	T	3-2-1	7	46	JAN. 15		NY RANGERS	4-4	T	16-20-10	42
7	OCT. 23		CHICAGO	5-5	T	3-2-2	8	47	JAN. 17		QUEBEC	7-5	L	16-21-10	42
8	OCT. 25		LOS ANGELES	9-4	W	4-2-2	10	48	JAN. 20		WASHINGTON	3-0	W	17-21-10	44
9	OCT. 28	@	Chicago	7-6	L	4-3-2	10	49	JAN. 22		CHICAGO	6-5	W	18-21-10	46
10	OCT. 31	@	Toronto	6-5	W	5-3-2	12	50	JAN. 26	@	Detroit	3-3	T	18-21-11	47
11	NOV. 3	@	Colorado	5-3	W	6-3-2	14	51	JAN. 27	@	Toronto	4-3	W	19-21-11	49
12	NOV. 6		CHICAGO	4-3	W	7-3-2	16	52	JAN. 30	@	Pittsburgh	2-1	L	19-22-11	49
13	NOV. 8	@	Vancouver	5-1	L	7-4-2	16	53	FEB. 2	@	St. Louis	10-6	L	19-23-11	49
14	NOV. 10		NY ISLANDERS	5-3	L	7-5-2	16	54	FEB. 5		CALGARY	6-4	W	20-23-11	51
15	NOV. 11	@	Minnesota	15-2	L	7-6-2	16	55	FEB. 10	@	Buffalo	4-3	L	20-24-11	51
16	NOV. 14	@	Los Angeles	3-2	W	8-6-2	18	56	FEB. 13	@	Montreal	7-3	L	20-25-11	51
17	NOV. 17	@	Calgary	6-4	L	8-7-2	18	57	FEB. 16	@	Quebec	7-3	L	20-26-11	51
18	NOV. 18		MINNESOTA	6-4	L	8-8-2	18	58	FEB. 19		QUEBEC	4-4	T	20-26-12	52
19	NOV. 21	@	St. Louis	1-1	T	8-8-3	19	59	FEB. 21		WASHINGTON	6-3	L	20-27-12	52
20	NOV. 22		ST. LOUIS	5-4	W	9-8-3	21	60	FEB. 24		PHILADELPHIA	6-2	W	21-27-12	54
21	NOV. 25		COLORADO	7-2	W	10-8-3	23	61	FEB. 26		BUFFALO	4-4	T	21-27-13	55
22	NOV. 27		MINNESOTA	5-5	T	10-8-4	24	62	FEB. 28		ST. LOUIS	5-2	W	22-27-13	57
23	NOV. 29		EDMONTON	10-2	L	10-9-4	24	63	MAR. 2	@	Philadelphia	7-6	W	23-27-13	59
24	DEC. 1	@	Philadelphia	2-1	L	10-10-4	24	64	MAR. 3	@	Chicago	4-2	W	24-27-13	61
25	DEC. 2	@	Pittsburgh	4-2	L	10-11-4	24	65	MAR. 5		DETROIT	2-0	W	25-27-13	63
26	DEC. 4	@	Washington	7-3	L	10-12-4	24	66	MAR. 7		VANCOUVER	5-2	W	26-27-13	65
27	DEC. 6		NY ISLANDERS	5-2	W	11-12-4	26	67	MAR. 10	@	Hartford	6-2	L	26-28-13	65
28	DEC. 9	@	Toronto	3-3	T	11-12-5	27	68	MAR. 11	@	Boston	7-4	L	26-29-13	65
29	DEC. 11		MONTREAL	5-5	T	11-12-6	28	69	MAR. 13	@	Toronto	10-2	W	27-29-13	67
30	DEC. 13		DETROIT	2-1	L	11-13-6	28	70	MAR. 16	@	St. Louis	7-3	W	28-29-13	69
31	DEC. 16	@	Chicago	3-3	T	11-13-7	29	71	MAR. 17	@	Minnesota	3-2	W	29-29-13	71
32	DEC. 17	@	Minnesota	4-2	W	12-13-7	31	72	MAR. 20		TORONTO	7-0	W	30-29-13	73
33	DEC. 19		TORONTO	8-4	L	12-14-7	31	73	MAR. 21		DETROIT	8-2	W	31-29-13	75
34	DEC. 20		ST. LOUIS	5-4	W	13-14-7	33	74	MAR. 24		LOS ANGELES	5-3	W	32-29-13	77
35	DEC. 22	@	NY Islanders	5-2	L	13-15-7	33	75	MAR. 26		ST. LOUIS	4-4	T	32-29-14	78
36	DEC. 23	@	NY Rangers	5-2	L	13-16-7	33	76	MAR. 28	@	Vancouver	5-0	L	32-30-14	78
37	DEC. 26		CHICAGO	3-2	L	13-17-7	33	77	MAR. 30	@	Minnesota	7-5	W	33-30-14	80
38	DEC. 27		DETROIT	2-2	T	13-17-8	34	78	MAR. 31	@	Detroit	4-2	L	33-31-14	80
39	DEC. 30		HARTFORD	6-1	L	13-18-8	34	79	APR. 2		MINNESOTA	5-2	L	33-32-14	80
40	JAN. 3		BOSTON	8-5	L	13-19-8	34	80	APR. 4	@	Edmonton	2-1	L	33-33-14	80



## 33-39-8 (74 points), 4th Smythe Division

PLAYER	GP	G	A	PTS	PIM	PLAYER	GP	G	A	PTS	PIM
Dale Hawerchuk	79	40	51	91	31	Scott Arniel	75	13	5	18	46
Paul MacLean	80	32	44	76	121	Don Spring	80	0	16	16	37
Dave Babych	79	13	61	74	56	Ron Wilson	12	6	3	9	4
Thomas Steen	75	26	33	59	60	Craig Levie	22	4	5	9	31
Lucien DeBlois	79	27	27	54	69	Moe Mantha	21	2	7	9	6
Brian Mullen	80	24	26	50	14	Murray Eaves	26	2	7	9	2
#Willy Lindstrom	63	20	25	45	8	*Laurie Boschman	12	3	5	8	36
Dave Christian	55	18	26	44	23	Larry Hopkins	12	3	1	4	4
Doug Smail	80	15	29	44	32	Wade Campbell	42	1	2	3	50
Morris Lukowich	69	22	21	43	67	Ed Staniowski	17	0	1	1	0
Bengt Lundholm	58	14	28	42	16	Brian Hayward	24	0	1	1	0
Normand Dupont	39	7	16	23	6	Jimmy Mann	40	0	1	1	73
Tim Watters	77	5	18	23	98	Doug Soetaert	44	0	1	1	10
Bryan Maxwell	54	7	13	20	131	Jim Kyte	2	0	0	0	0
Serge Savard	76	4	16	20	29	Tim Trimper	5	0	0	0	0

GOALTENDER	GP	MIN	GAA	W-L-T	SO	GA	SA	SV%
Brian Hayward	24	1440	3.71	10-12-2	1	89	786	.887
Doug Soetaert	44	2533	4.12	19-19-6	0	174	1328	.869
Ed Staniowski	17	827	4.72	4-8-0	1	65	417	.844

\* - Acquired during season # - Relocated during season

#	DATE	H/R	OPPONENT	SCORE	RES	RECORD	PTS	#	DATE	H/R	OPPONENT	SCORE	RES	RECORD	PTS
1	OCT. 6		MINNESOTA	5-4	L	0-1-0	0	41	JAN. 9		PITTSBURGH	4-3	W	18-19-4	40
2	OCT. 9	@	Detroit	8-0	W	1-1-0	2	42	JAN. 11	@	NY Islanders	4-1	L	18-20-4	40
3	OCT. 10	@	Chicago	5-3	W	2-1-0	4	43	JAN. 12	@	NY Rangers	5-5	T	18-20-5	41
4	OCT. 12		LOS ANGELES	5-4	W	3-1-0	6	44	JAN. 14		ST. LOUIS	4-2	L	18-21-5	41
5	OCT. 14	@	St. Louis	5-2	W	4-1-0	8	45	JAN. 16	@	Vancouver	6-4	L	18-22-5	41
6	OCT. 17		CALGARY	5-5	T	4-1-1	9	46	JAN. 19		TORONTO	6-3	W	19-22-5	43
7	OCT. 22		NEW JERSEY	3-1	W	5-1-1	11	47	JAN. 21		NY RANGERS	4-1	W	20-22-5	45
8	OCT. 24		EDMONTON	9-5	W	6-1-1	13	48	JAN. 23	@	Buffalo	5-2	L	20-23-5	45
9	OCT. 27		LOS ANGELES	7-3	W	7-1-1	15	49	JAN. 25	@	Quebec	6-3	L	20-24-5	45
10	OCT. 31		PHILADELPHIA	3-2	L	7-2-1	15	50	JAN. 27	@	Philadelphia	5-2	L	20-25-5	45
11	NOV. 3	@	Edmonton	7-2	L	7-3-1	15	51	JAN. 29	@	Hartford	2-2	T	20-25-6	46
12	NOV. 4	@	Calgary	7-5	L	7-4-1	15	52	JAN. 31	@	Boston	2-2	T	20-25-7	47
13	NOV. 7		CALGARY	7-5	L	7-5-1	15	53	FEB. 2		PHILADELPHIA	6-3	L	20-26-7	47
14	NOV. 13		VANCOUVER	3-2	W	8-5-1	17	54	FEB. 4		PITTSBURGH	6-4	W	21-26-7	49
15	NOV. 14		VANCOUVER	6-5	W	9-5-1	19	55	FEB. 6		MONTREAL	2-0	L	21-27-7	49
16	NOV. 17		BUFFALO	7-2	L	9-6-1	19	56	FEB. 10	@	Montreal	5-3	L	21-28-7	49
17	NOV. 19		WASHINGTON	3-3	T	9-6-2	20	57	FEB. 12	@	Detroit	4-2	W	22-28-7	51
18	NOV. 24		CHICAGO	7-5	L	9-7-2	20	58	FEB. 13	@	Washington	6-1	L	22-29-7	51
19	NOV. 26		EDMONTON	6-5	L	9-8-2	20	59	FEB. 15		VANCOUVER	7-4	W	23-29-7	53
20	NOV. 27	@	Toronto	6-3	W	10-8-2	22	60	FEB. 18		BOSTON	6-5	W	24-29-7	55
21	NOV. 29	@	Montreal	9-4	L	10-9-2	22	61	FEB. 20	@	NY Rangers	9-4	L	24-30-7	55
22	NOV. 30	@	Quebec	8-6	L	10-10-2	22	62	FEB. 22	@	NY Islanders	2-2	T	24-30-8	56
23	DEC. 3		NY ISLANDERS	4-2	W	11-10-2	24	63	FEB. 23	@	Pittsburgh	6-4	L	24-31-8	56
24	DEC. 4	@	Minnesota	4-1	L	11-11-2	24	64	FEB. 25		HARTFORD	5-3	W	25-31-8	58
25	DEC. 6	@	New Jersey	5-3	W	12-11-2	26	65	FEB. 27	@	Edmonton	3-0	L	25-32-8	58
26	DEC. 7	@	Washington	3-3	T	12-11-3	27	66	MAR. 2		VANCOUVER	3-0	L	25-33-8	58
27	DEC. 10		CALGARY	6-4	L	12-12-3	27	67	MAR. 5	@	Vancouver	5-4	L	25-34-8	58
28	DEC. 11		LOS ANGELES	4-3	W	13-12-3	29	68	MAR. 6	@	Vancouver	6-2	L	25-35-8	58
29	DEC. 14	@	St. Louis	4-3	W	14-12-3	31	69	MAR. 9		BUFFALO	6-0	W	26-35-8	60
30	DEC. 15	@	Chicago	10-3	L	14-13-3	31	70	MAR. 10	@	Calgary	6-3	L	26-36-8	60
31	DEC. 17		HARTFORD	2-0	L	14-14-3	31	71	MAR. 13	@	Los Angeles	6-5	W	27-36-8	62
32	DEC. 19		NEW JERSEY	3-2	L	14-15-3	31	72	MAR. 15	@	Los Angeles	4-3	L	27-37-8	62
33	DEC. 21	@	Los Angeles	4-2	W	15-15-3	33	73	MAR. 18		TORONTO	7-3	W	28-37-8	64
34	DEC. 26		MINNESOTA	3-2	L	15-16-3	33	74	MAR. 20		QUEBEC	3-2	W	29-37-8	66
35	DEC. 28	@	Vancouver	4-4	T	15-16-4	34	75	MAR. 23		EDMONTON	7-4	W	30-37-8	68
36	DEC. 29	@	Los Angeles	4-3	W	16-16-4	36	76	MAR. 26	@	Calgary	5-2	W	31-37-8	70
37	JAN. 1	@	Edmonton	5-3	L	16-17-4	36	77	MAR. 27		CALGARY	4-3	L	31-38-8	70
38	JAN. 2		BOSTON	6-4	W	17-17-4	38	78	MAR. 30		LOS ANGELES	10-5	W	32-38-8	72
39	JAN. 5		EDMONTON	8-3	L	17-18-4	38	79	APR. 1	@	Edmonton	7-2	L	32-39-8	72
40	JAN. 6	@	Calgary	5-1	L	17-19-4	38	80	APR. 3		DETROIT	8-3	W	33-39-8	74



## 31-38-11 (73 points), 4th Smythe Division

PLAYER	GP	G	A	PTS	PIM	PLAYER	GP	G	A	PTS	PIM
Dale Hawerchuk	80	37	65	102	73	*Jordy Douglas	17	4	2	6	8
Lucien DeBlois	80	34	45	79	50	Don Spring	21	0	4	4	4
Laurie Boschman	61	28	46	74	234	Jim Kyte	58	1	2	3	55
Paul MacLean	76	40	31	71	155	#Bryan Maxwell	3	0	3	3	27
Thomas Steen	78	20	45	65	69	*Randy Carlyle	5	0	3	3	2
Brian Mullen	75	21	41	62	28	Doug Soetaert	47	0	3	3	14
Dave Babych	66	18	39	57	62	Jyrki Seppa	13	0	2	2	6
Scott Arniel	80	21	35	56	68	#Ed Staniowski	1	0	1	1	0
Morris Lukowich	80	30	25	55	71	Mike Lauen	3	0	1	1	0
Moe Mantha	72	16	38	54	67	#Jimmy Mann	16	0	1	1	54
Doug Smail	66	20	17	37	62	Brian Hayward	28	0	1	1	2
Tim Young	44	15	19	34	25	Bobby Dollas	1	0	0	0	0
Andrew McBain	78	11	19	30	37	Murray Eaves	2	0	0	0	0
Tim Watters	74	3	20	23	169	Tim Trimper	5	0	0	0	0
*Robert Picard	62	6	16	22	34	Marc Behrend	6	0	0	0	0
Wade Campbell	79	7	14	21	147	*Mike Veisor	8	0	0	0	0
Bengt Lundholm	57	5	14	19	20	John Gibson	11	0	0	0	14
Ron Wilson	51	3	12	15	12						

GOALTENDER	GP	MIN	GAA	W-L-T	SO	GA	SA	SV%
*Mike Veisor	8	420	3.71	4-1-2	0	26	172	.849
Doug Soetaert	47	2539	4.30	18-15-7	0	182	1385	.869
Brian Hayward	28	1530	4.86	7-18-2	0	124	860	.856
Marc Behrend	6	351	5.47	2-4-0	0	32	184	.826
#Ed Staniowski	1	40	12.00	0-0-0	0	8	20	.600

\* - Acquired during season # - Relocated during season

#	DATE	H/R	OPPONENT	SCORE	RES	RECORD	PTS	#	DATE	H/R	OPPONENT	SCORE	RES	RECORD	PTS
1	OCT. 5		DETROIT	6-6	T	0-0-1	0	41	JAN. 8		HARTFORD	4-3	W	15-21-5	35
2	OCT. 7		EDMONTON	8-6	L	0-1-1	1	42	JAN. 11	@	Calgary	9-5	L	15-22-5	35
3	OCT. 9		CALGARY	1-1	T	0-1-2	2	43	JAN. 13		LOS ANGELES	7-7	T	15-22-6	36
4	OCT. 12	@	Pittsburgh	4-3	W	1-1-2	4	44	JAN. 15		LOS ANGELES	4-4	T	15-22-7	37
5	OCT. 13	@	Philadelphia	4-3	L	1-2-2	4	45	JAN. 17	@	Washington	8-3	L	15-23-7	37
6	OCT. 15	@	Minnesota	2-1	L	1-3-2	4	46	JAN. 18	@	Pittsburgh	5-4	W	16-23-7	39
7	OCT. 19		MONTREAL	12-2	L	1-4-2	4	47	JAN. 20		VANCOUVER	6-6	T	16-23-8	40
8	OCT. 23	@	Buffalo	5-2	L	1-5-2	4	48	JAN. 22		VANCOUVER	6-4	W	17-23-8	42
9	OCT. 25	@	NY Islanders	4-2	W	2-5-2	6	49	JAN. 24	@	Quebec	5-3	W	18-23-8	44
10	OCT. 26	@	NY Rangers	7-5	W	3-5-2	8	50	JAN. 26	@	Hartford	6-2	W	19-23-8	46
11	OCT. 28	@	Calgary	7-1	L	3-6-2	8	51	JAN. 28	@	Boston	5-2	L	19-24-8	46
12	OCT. 30		WASHINGTON	7-3	L	3-7-2	8	52	FEB. 3		CHICAGO	7-3	W	20-24-8	48
13	NOV. 2		PITTSBURGH	6-3	L	3-8-2	8	53	FEB. 5		MONTREAL	2-2	T	20-24-9	49
14	NOV. 4		TORONTO	8-2	W	4-8-2	10	54	FEB. 8		NY RANGERS	3-1	L	20-25-9	49
15	NOV. 6		EDMONTON	8-5	L	4-9-2	10	55	FEB. 12		DETROIT	2-2	T	20-25-10	50
16	NOV. 9	@	Vancouver	7-2	W	5-9-2	12	56	FEB. 15	@	Edmonton	7-4	L	20-26-10	50
17	NOV. 11	@	Vancouver	4-2	L	5-10-2	12	57	FEB. 17		QUEBEC	6-3	L	20-27-10	50
18	NOV. 13		PHILADELPHIA	3-2	W	6-10-2	14	58	FEB. 19		WASHINGTON	4-3	W	21-27-10	52
19	NOV. 16		BUFFALO	6-5	L	6-11-2	14	59	FEB. 22	@	New Jersey	8-5	W	22-27-10	54
20	NOV. 19	@	Minnesota	8-7	L	6-12-2	14	60	FEB. 23	@	Montreal	5-3	W	23-27-10	56
21	NOV. 21	@	Edmonton	7-6	L	6-13-2	14	61	FEB. 25		BOSTON	5-2	W	24-27-10	58
22	NOV. 23		VANCOUVER	4-1	L	6-14-2	14	62	FEB. 27		EDMONTON	6-5	L	24-28-10	58
23	NOV. 24	@	Calgary	4-4	T	6-14-3	15	63	FEB. 29		NY ISLANDERS	4-3	L	24-29-10	58
24	NOV. 29	@	Los Angeles	6-5	W	7-14-3	17	64	MAR. 3	@	Detroit	6-1	L	24-30-10	58
25	DEC. 1	@	Los Angeles	6-5	W	8-14-3	19	65	MAR. 6	@	Los Angeles	7-3	W	25-30-10	60
26	DEC. 4		LOS ANGELES	7-5	W	9-14-3	21	66	MAR. 7	@	Vancouver	4-3	L	25-31-10	60
27	DEC. 7	@	New Jersey	6-3	L	9-15-3	21	67	MAR. 9		NY RANGERS	6-5	L	25-32-10	60
28	DEC. 10	@	Hartford	5-5	T	9-15-4	22	68	MAR. 11		QUEBEC	6-5	W	26-32-10	62
29	DEC. 11	@	Boston	4-2	L	9-16-4	22	69	MAR. 12	@	Toronto	8-7	W	27-32-10	64
30	DEC. 14	@	Toronto	8-4	W	10-16-4	24	70	MAR. 14		CHICAGO	6-4	W	28-32-10	66
31	DEC. 16		NEW JERSEY	4-1	W	11-16-4	26	71	MAR. 16		LOS ANGELES	5-4	W	29-32-10	68
32	DEC. 18		EDMONTON	7-5	L	11-17-4	26	72	MAR. 18		CALGARY	4-3	L	29-33-10	68
33	DEC. 19	@	Calgary	7-6	L	11-18-4	26	73	MAR. 20	@	St. Louis	9-3	L	29-34-10	68
34	DEC. 21	@	Edmonton	7-4	L	11-19-4	26	74	MAR. 21	@	Chicago	6-2	L	29-35-10	68
35	DEC. 23		ST. LOUIS	6-3	W	12-19-4	28	75	MAR. 23		VANCOUVER	4-3	L	29-36-10	68
36	DEC. 26		MINNESOTA	5-1	W	13-19-4	30	76	MAR. 25	@	Edmonton	3-2	L	29-37-10	68
37	DEC. 30		NY ISLANDERS	4-3	W	14-19-4	32	77	MAR. 27	@	Los Angeles	3-3	T	29-37-11	69
38	JAN. 1		CALGARY	3-3	T	14-19-5	33	78	MAR. 28	@	Vancouver	5-1	L	29-38-11	69
39	JAN. 4	@	Buffalo	9-4	L	14-20-5	33	79	MAR. 30		ST. LOUIS	2-1	W	30-38-11	71
40	JAN. 5	@	Philadelphia	7-6	L	14-21-5	33	80	APR. 1		CALGARY	3-2	W	31-38-11	73

## 43-27-10 (96 points), 2nd Smythe Division

PLAYER	GP	G	A	PTS	PIM	PLAYER	GP	G	A	PTS	PIM
Dale Hawerchuk	80	53	77	130	74	Ron Wilson	75	10	9	19	31
Paul MacLean	79	41	60	101	119	*Jim Nill	20	8	8	16	38
Thomas Steen	79	30	54	84	80	#Morris Lukowich	47	5	9	14	31
Laurie Boschman	80	32	44	76	180	Wade Campbell	40	1	6	7	21
Brian Mullen	69	32	39	71	32	Brian Hayward	61	0	4	4	10
Doug Smail	80	31	35	66	45	Murray Eaves	3	0	3	3	0
Dave Babych	78	13	49	62	78	Jim Kyte	71	0	3	3	111
Randy Carlyle	71	13	38	51	98	Jordy Douglas	7	0	2	2	0
Scott Arniel	79	22	22	44	81	Paul Pooley	12	0	2	2	0
Perry Turnbull	66	22	21	43	130	Tom Martin	8	1	0	1	42
Dave Ellett	80	11	27	38	85	Mark Holden	4	0	1	1	0
Robert Picard	78	12	22	34	107	Peter Taglianetti	1	0	0	0	0
Bengt Lundholm	78	12	18	30	20	Dan McFall	2	0	0	0	0
Andrew McBain	77	7	15	22	45	Bobby Dollas	9	0	0	0	0
Tim Watters	63	2	20	22	74	Marc Behrend	23	0	0	0	0

GOALTENDER	GP	MIN	GAA	W-L-T	SO	GA	SA	SV%
Brian Hayward	61	3481	3.86	33-17-8	0	224	1814	.877
Mark Holden	4	213	4.23	2-0-0	0	15	104	.856
Marc Behrend	23	1173	4.45	8-10-2	1	87	624	.861

\* - Acquired during season # - Relocated during season

#	DATE	H/R	OPPONENT	SCORE	RES	RECORD	PTS	#	DATE	H/R	OPPONENT	SCORE	RES	RECORD	PTS
1	OCT. 14		TORONTO	5-2	W	1-0-0	2	41	JAN. 9		NY RANGERS	6-5	W	20-17-4	44
2	OCT. 17	@	Calgary	7-4	L	1-1-0	2	42	JAN. 12	@	Los Angeles	6-4	L	20-18-4	44
3	OCT. 19		EDMONTON	7-4	L	1-2-0	2	43	JAN. 13	@	Los Angeles	6-5	W	21-18-4	46
4	OCT. 21		BOSTON	3-2	W	2-2-0	4	44	JAN. 16	@	Chicago	6-3	L	21-19-4	46
5	OCT. 24		HARTFORD	8-4	W	3-2-0	6	45	JAN. 18		ST. LOUIS	6-2	L	21-20-4	46
6	OCT. 27		LOS ANGELES	2-2	T	3-2-1	7	46	JAN. 19	@	Detroit	8-5	W	22-20-4	48
7	OCT. 29		LOS ANGELES	5-3	L	3-3-1	7	47	JAN. 21		PITTSBURGH	7-6	W	23-20-4	50
8	NOV. 1	@	PHILADELPHIA	7-4	W	4-3-1	9	48	JAN. 23	@	Vancouver	6-4	W	24-20-4	52
9	NOV. 2	@	Detroit	3-3	T	4-3-2	10	49	JAN. 25	@	Vancouver	7-4	L	24-21-4	52
10	NOV. 4		EDMONTON	2-1	L	4-4-2	10	50	JAN. 27		PHILADELPHIA	6-2	W	25-21-4	54
11	NOV. 6	@	Quebec	5-3	L	4-5-2	10	51	JAN. 29	@	St. Louis	6-6	T	25-21-5	55
12	NOV. 7	@	Hartford	3-0	W	5-5-2	12	52	JAN. 30	@	Chicago	6-3	W	26-21-5	57
13	NOV. 9		VANCOUVER	7-5	W	6-5-2	14	53	FEB. 2	@	Boston	4-3	W	27-21-5	59
14	NOV. 11		BUFFALO	3-2	W	7-5-2	16	54	FEB. 3	@	Washington	6-2	L	27-22-5	59
15	NOV. 14		PITTSBURGH	4-3	L	7-6-2	16	55	FEB. 6		EDMONTON	6-2	W	28-22-5	61
16	NOV. 16		CALGARY	6-2	L	7-7-2	16	56	FEB. 8		VANCOUVER	5-5	T	28-22-6	62
17	NOV. 17	@	Toronto	5-3	W	8-7-2	18	57	FEB. 10		VANCOUVER	5-3	L	28-23-6	62
18	NOV. 21	@	Edmonton	7-5	L	8-8-2	18	58	FEB. 13		WASHINGTON	5-3	W	29-23-6	64
19	NOV. 23	@	Vancouver	5-1	W	9-8-2	20	59	FEB. 16	@	Calgary	8-4	L	29-24-6	64
20	NOV. 24	@	Los Angeles	9-5	W	10-8-2	22	60	FEB. 17		NEW JERSEY	2-2	T	29-24-7	65
21	NOV. 27	@	Los Angeles	5-3	W	11-8-2	24	61	FEB. 19		HARTFORD	6-2	L	29-25-7	65
22	NOV. 30		NY ISLANDERS	5-2	L	11-9-2	24	62	FEB. 21	@	NY Islanders	3-2	W	30-25-7	67
23	DEC. 2		CALGARY	8-6	W	12-9-2	26	63	FEB. 23	@	Montreal	6-4	L	30-26-7	67
24	DEC. 4	@	St. Louis	2-2	T	12-9-3	27	64	FEB. 25	@	NY Rangers	12-5	W	31-26-7	69
25	DEC. 7	@	Washington	7-5	W	13-9-3	29	65	FEB. 27	@	Pittsburgh	6-4	W	32-26-7	71
26	DEC. 9		MINNESOTA	4-2	W	14-9-3	31	66	MAR. 3	@	Edmonton	6-3	W	33-26-7	73
27	DEC. 11		PHILADELPHIA	5-4	W	15-9-3	33	67	MAR. 6		MONTREAL	4-2	L	33-27-7	73
28	DEC. 12	@	Calgary	9-2	L	15-10-3	33	68	MAR. 8		QUEBEC	6-3	W	34-27-7	75
29	DEC. 14		TORONTO	6-4	W	16-10-3	35	69	MAR. 10		NEW JERSEY	7-1	W	35-27-7	77
30	DEC. 16		DETROIT	5-2	W	17-10-3	37	70	MAR. 12	@	New Jersey	6-3	W	36-27-7	79
31	DEC. 18	@	NY Islanders	7-4	L	17-11-3	37	71	MAR. 14	@	Montreal	4-1	W	37-27-7	81
32	DEC. 19	@	NY Rangers	5-4	W	18-11-3	39	72	MAR. 15	@	Quebec	3-2	W	38-27-7	83
33	DEC. 22		LOS ANGELES	6-2	W	19-11-3	41	73	MAR. 17		BUFFALO	5-3	W	39-27-7	85
34	DEC. 23		LOS ANGELES	4-4	T	19-11-4	42	74	MAR. 20		MINNESOTA	5-2	W	40-27-7	87
35	DEC. 26	@	Minnesota	4-0	L	19-12-4	42	75	MAR. 23		VANCOUVER	6-4	W	41-27-7	89
36	DEC. 28	@	Buffalo	4-0	L	19-13-4	42	76	MAR. 27	@	Vancouver	5-3	W	42-27-7	91
37	DEC. 30		BOSTON	5-3	L	19-14-4	42	77	MAR. 29		CHICAGO	5-5	T	42-27-8	92
38	JAN. 1		CALGARY	5-3	L	19-15-4	42	78	MAR. 31		CALGARY	4-4	T	42-27-9	93
39	JAN. 4	@	Edmonton	7-4	L	19-16-4	42	79	APR. 6	@	Edmonton	6-5	W	43-27-9	95
40	JAN. 6		EDMONTON	7-2	L	19-17-4	42	80	APR. 7	@	Calgary	4-4	T	43-27-10	96

## 26-47-7 (59 points), 3rd Smythe Division

PLAYER	GP	G	A	PTS	PIM	PLAYER	GP	G	A	PTS	PIM
Dale Hawerchuk	80	46	59	105	44	#Robert Picard	20	2	5	7	17
Laurie Boschman	77	27	42	69	241	Andrew McBain	28	3	3	6	17
Thomas Steen	78	17	47	64	76	Dave Silk	32	2	4	6	63
Brian Mullen	79	28	34	62	38	Bobby Dollas	46	0	5	5	66
Paul MacLean	69	27	29	56	74	Jim Kyte	71	1	3	4	126
Perry Turnbull	80	20	31	51	183	Anssi Melametsa	27	0	3	3	2
Randy Carlyle	68	16	33	49	93	Brian Hayward	52	0	2	2	25
*Ray Neufeld	60	20	28	48	62	Ryan Stewart	3	1	0	1	0
Dave Ellett	80	15	31	46	96	Murray Eaves	4	1	0	1	0
Scott Arniel	80	18	25	43	40	Brad Berry	13	1	0	1	10
Doug Smail	73	16	26	42	32	Paul Pooley	3	0	1	1	0
*Mario Marois	56	4	28	32	110	Dan McFall	7	0	1	1	0
#Dave Babych	19	4	12	16	14	#Wade Campbell	24	0	1	1	27
Tim Watters	56	6	8	14	97	Dan Bouchard	32	0	1	1	38
Jim Nill	61	6	8	14	75	Tom Martin	5	0	0	0	0
Ron Wilson	54	6	7	13	16	Marc Behrend	9	0	0	0	0
*Bill Derlago	27	5	5	10	6	Peter Douris	11	0	0	0	0
Bengt Lundholm	16	3	5	8	6	Peter Taglianetti	18	0	0	0	48

GOALTENDER	GP	MIN	GAA	W-L-T	SO	GA	SA	SV%
Dan Bouchard	32	1696	3.79	11-14-2	2	107	790	.865
Brian Hayward	52	2721	4.79	13-28-5	0	217	1373	.842
Marc Behrend	9	422	5.83	2-5-0	0	41	220	.814

\* - Acquired during season # - Relocated during season

#	DATE	H/R	OPPONENT	SCORE	RES	RECORD	PTS	#	DATE	H/R	OPPONENT	SCORE	RES	RECORD	PTS
1	OCT. 10	@	Edmonton	4-3	L	0-1-0	0	41	JAN. 3		MONTREAL	7-3	L	12-25-4	28
2	OCT. 11	@	Calgary	8-3	L	0-2-0	0	42	JAN. 5		VANCOUVER	4-0	W	13-25-4	30
3	OCT. 13		QUEBEC	5-2	L	0-3-0	0	43	JAN. 7		VANCOUVER	2-2	T	13-25-5	31
4	OCT. 16	@	Detroit	4-3	W	1-3-0	2	44	JAN. 11	@	Boston	8-4	L	13-26-5	31
5	OCT. 19	@	Toronto	4-3	W	2-3-0	4	45	JAN. 14	@	Quebec	5-4	W	14-26-5	33
6	OCT. 20		CALGARY	8-5	W	3-3-0	6	46	JAN. 15	@	Montreal	4-0	L	14-27-5	33
7	OCT. 23		EDMONTON	9-3	W	4-3-0	8	47	JAN. 17		CHICAGO	5-1	W	15-27-5	35
8	OCT. 25		WASHINGTON	7-7	T	4-3-1	9	48	JAN. 19		BOSTON	2-1	L	15-28-5	35
9	OCT. 27		DETROIT	5-3	W	5-3-1	11	49	JAN. 22	@	Buffalo	6-3	L	15-29-5	35
10	OCT. 30	@	Edmonton	7-3	L	5-4-1	11	50	JAN. 23	@	Boston	7-5	L	15-30-5	35
11	NOV. 2	@	Minnesota	3-1	W	6-4-1	13	51	JAN. 25	@	Hartford	7-2	L	15-31-5	35
12	NOV. 3		ST. LOUIS	4-3	L	6-5-1	13	52	JAN. 29		BUFFALO	5-3	W	16-31-5	37
13	NOV. 6	@	Buffalo	7-3	L	6-6-1	13	53	FEB. 1		LOS ANGELES	9-6	L	16-32-5	37
14	NOV. 8		NY RANGERS	7-3	L	6-7-1	13	54	FEB. 2		LOS ANGELES	6-3	W	17-32-5	39
15	NOV. 9		VANCOUVER	7-2	L	6-8-1	13	55	FEB. 7	@	Vancouver	5-2	L	17-33-5	39
16	NOV. 13	@	Calgary	3-3	T	6-8-2	14	56	FEB. 9	@	Vancouver	3-3	T	17-33-6	40
17	NOV. 15		NEW JERSEY	5-3	W	7-8-2	16	57	FEB. 12	@	Calgary	4-2	L	17-34-6	40
18	NOV. 17		CALGARY	5-4	L	7-9-2	16	58	FEB. 14		HARTFORD	5-4	W	18-34-6	42
19	NOV. 20		ST. LOUIS	3-1	W	8-9-2	18	59	FEB. 17	@	Philadelphia	8-4	L	18-35-6	42
20	NOV. 22	@	Pittsburgh	8-1	L	8-10-2	18	60	FEB. 19	@	Pittsburgh	5-2	L	18-36-6	42
21	NOV. 23	@	Hartford	8-1	L	8-11-2	18	61	FEB. 21		CHICAGO	5-2	L	18-37-6	42
22	NOV. 26	@	New Jersey	4-3	L	8-12-2	18	62	FEB. 23		QUEBEC	4-2	W	19-37-6	44
23	NOV. 27	@	Philadelphia	6-1	L	8-13-2	18	63	FEB. 26		EDMONTON	8-2	L	19-38-6	44
24	NOV. 29		NY ISLANDERS	4-1	L	8-14-2	18	64	FEB. 28		NY ISLANDERS	6-3	L	19-39-6	44
25	DEC. 1		PHILADELPHIA	2-1	W	9-14-2	20	65	MAR. 2	@	New Jersey	6-4	L	19-40-6	44
26	DEC. 3	@	NY Islanders	4-4	T	9-14-3	21	66	MAR. 3	@	Toronto	6-1	L	19-41-6	44
27	DEC. 4	@	NY Rangers	7-4	L	9-15-3	21	67	MAR. 5		NY RANGERS	4-1	W	20-41-6	46
28	DEC. 7		LOS ANGELES	3-2	L	9-16-3	21	68	MAR. 8	@	Minnesota	4-2	W	21-41-6	48
29	DEC. 8		LOS ANGELES	4-1	L	9-17-3	21	69	MAR. 9		PITTSBURGH	5-3	W	22-41-6	50
30	DEC. 11	@	Vancouver	6-3	W	10-17-3	23	70	MAR. 12		EDMONTON	8-5	L	22-42-6	50
31	DEC. 13		EDMONTON	6-3	L	10-18-3	23	71	MAR. 16		DETROIT	6-0	W	23-42-6	52
32	DEC. 15		TORONTO	3-3	T	10-18-4	24	72	MAR. 18	@	Edmonton	6-2	L	23-43-6	52
33	DEC. 17	@	St. Louis	8-6	L	10-19-4	24	73	MAR. 19		MONTREAL	6-4	W	24-43-6	54
34	DEC. 18	@	Chicago	5-4	L	10-20-4	24	74	MAR. 21	@	Washington	5-3	L	24-44-6	54
35	DEC. 20		WASHINGTON	7-4	W	11-20-4	26	75	MAR. 23		CALGARY	7-4	L	24-45-6	54
36	DEC. 22	@	Edmonton	7-5	W	12-20-4	28	76	MAR. 24		VANCOUVER	8-4	W	25-45-6	56
37	DEC. 23	@	Vancouver	5-3	L	12-21-4	28	77	MAR. 28	@	Calgary	6-3	L	25-46-6	56
38	DEC. 26		MINNESOTA	6-5	L	12-22-4	28	78	MAR. 31	@	Los Angeles	5-2	W	26-46-6	56
39	DEC. 28	@	Los Angeles	5-4	L	12-23-4	28	79	APR. 2	@	Los Angeles	4-4	T	26-46-7	59
40	DEC. 30	@	Los Angeles	4-2	L	12-24-4	28	80	APR. 6		CALGARY	6-4	L	26-47-7	59

## 40-32-8 (88 points), 3rd Smythe Division

PLAYER	GP	G	A	PTS	PIM	PLAYER	GP	G	A	PTS	PIM
Dale Hawerchuk	80	47	53	100	52	#Bill Derlago	30	3	6	9	12
Paul MacLean	72	32	42	74	75	Hannu Jarvenpaa	20	1	8	9	8
Brian Mullen	69	19	32	51	20	Jim Nill	36	3	4	7	52
Thomes Steen	75	17	33	50	59	Perry Turnbull	26	1	5	6	44
Gilles Hamel	79	27	21	48	24	*Steve Rooney	30	2	3	5	57
Dave Ellett	78	13	31	44	53	Iain Duncan	6	1	2	3	0
Mario Marois	79	4	40	44	106	Brad Jones	4	1	0	1	0
Doug Smail	78	25	18	43	36	Tom Martin	11	1	0	1	49
Randy Carlyle	71	16	26	42	93	Craig Endean	2	0	1	1	0
Laurie Boschman	80	17	24	41	152	Joel Baillargeon	11	0	1	1	15
Ray Neufeld	80	18	18	36	105	Randy Gilhen	2	0	0	0	0
Fredrik Olausson	72	7	29	36	26	Peter Taglianetti	3	0	0	0	12
Andrew McBain	71	11	21	32	106	Peter Douris	6	0	0	0	0
Tim Watters	63	3	13	16	119	Steve Penney	7	0	0	0	7
Ron Wilson	80	3	13	16	13	Daniel Berthiaume	31	0	0	0	2
Jim Kyte	72	5	5	10	162	Eldon Reddick	48	0	0	0	8
Brad Berry	52	2	8	10	60						

GOALTENDER	GP	MIN	GAA	W-L-T	SO	GA	SA	SV%
Daniel Berthiaume	31	1758	3.17	18-7-3	2<	93	810	.885
Eldon Reddick	48	2762	3.24	21-21-4	1<	149	1256	.881
Steve Penney	7	327	4.59	1-4-1	0	25	134	.813

\* - Acquired during season # - Relocated during season <- Daniel Berthiaume and Eldon Reddick shared one shutout

#	DATE	H/R	OPPONENT	SCORE	RES	RECORD	PTS	#	DATE	H/R	OPPONENT	SCORE	RES	RECORD	PTS
1	OCT. 9		BUFFALO	3-2	W	1-0-0	2	41	JAN. 9		HARTFORD	3-0	W	20-17-4	44
2	OCT. 12		EDMONTON	5-3	W	2-0-0	4	42	JAN. 10	@	Detroit	5-2	W	21-17-4	46
3	OCT. 14		BOSTON	2-1	L	2-1-0	4	43	JAN. 13	@	Washington	3-2	W	22-17-4	48
4	OCT. 16	@	Hartford	4-4	T	2-1-1	5	44	JAN. 14	@	Pittsburgh	4-3	W	23-17-4	50
5	OCT. 18	@	Montreal	5-3	L	2-2-1	5	45	JAN. 16	@	New Jersey	5-4	W	24-17-4	52
6	OCT. 19	@	Philadelphia	3-1	L	2-3-1	5	46	JAN. 18		MINNESOTA	5-3	W	25-17-4	54
7	OCT. 24		CALGARY	5-2	W	3-3-1	7	47	JAN. 19		VANCOUVER	5-4	W	26-17-4	56
8	OCT. 26		CHICAGO	8-4	L	3-4-1	7	48	JAN. 21		EDMONTON	5-3	L	26-18-4	56
9	OCT. 29		CALGARY	6-2	W	4-4-1	9	49	JAN. 23		TORONTO	7-5	W	27-18-4	58
10	NOV. 1	@	NY Islanders	7-4	L	4-5-1	9	50	JAN. 27	@	NY Islanders	2-2	T	27-18-5	59
11	NOV. 2	@	NY Rangers	5-4	W	5-5-1	11	51	JAN. 28	@	NY Rangers	2-1	W	28-18-5	61
12	NOV. 4	@	Quebec	6-3	W	6-5-1	13	52	JAN. 31	@	Boston	6-3	L	28-19-5	61
13	NOV. 7		ST. LOUIS	2-0	W	7-5-1	15	53	FEB. 1	@	Washington	6-4	L	28-20-5	61
14	NOV. 9		NEW JERSEY	8-1	W	8-5-1	17	54	FEB. 4		PHILADELPHIA	5-3	W	29-20-5	63
15	NOV. 11	@	Los Angeles	4-3	L	8-6-1	17	55	FEB. 6		LOS ANGELES	6-1	W	30-20-5	65
16	NOV. 13	@	Los Angeles	6-5	W	9-6-1	19	56	FEB. 8		LOS ANGELES	3-1	W	31-20-5	67
17	NOV. 14	@	Vancouver	3-2	W	10-6-1	21	57	FEB. 14	@	Montreal	5-2	L	31-21-5	67
18	NOV. 16		NY ISLANDERS	3-1	W	11-6-1	23	58	FEB. 17	@	Quebec	3-3	T	31-21-6	68
19	NOV. 18		PITTSBURGH	3-1	W	12-6-1	25	59	FEB. 18	@	Detroit	5-2	L	31-22-6	68
20	NOV. 21		LOS ANGELES	4-1	L	12-7-1	25	60	FEB. 20		BOSTON	6-2	W	32-22-6	70
21	NOV. 23		LOS ANGELES	3-2	W	13-7-1	27	61	FEB. 22		EDMONTON	5-2	W	33-22-6	72
22	NOV. 26	@	Edmonton	4-3	L	13-8-1	27	62	FEB. 24	@	Los Angeles	8-3	L	33-23-6	72
23	NOV. 27	@	Calgary	4-3	W	14-8-1	29	63	FEB. 26	@	Los Angeles	4-3	W	34-23-6	74
24	NOV. 29	@	Vancouver	6-3	W	15-8-1	31	64	FEB. 28	@	Calgary	5-3	L	34-24-6	74
25	DEC. 3		WASHINGTON	3-3	T	15-8-2	32	65	MAR. 1		CALGARY	6-3	W	35-24-6	76
26	DEC. 5		NY RANGERS	6-3	L	15-9-2	32	66	MAR. 4	@	Chicago	3-2	L	35-25-6	76
27	DEC. 7		VANCOUVER	3-1	L	15-10-2	32	67	MAR. 5	@	St. Louis	1-1	T	35-25-7	77
28	DEC. 10		EDMONTON	7-4	L	15-11-2	32	68	MAR. 8		PITTSBURGH	5-3	L	35-26-7	77
29	DEC. 12	@	Edmonton	6-1	L	15-12-2	32	69	MAR. 11		MONTREAL	2-1	W	36-26-7	79
30	DEC. 14		PHILADELPHIA	4-1	L	15-13-2	32	70	MAR. 13		HARTFORD	3-0	L	36-27-7	79
31	DEC. 17	@	Chicago	5-1	L	15-14-2	32	71	MAR. 15		DETROIT	1-1	T	36-27-8	80
32	DEC. 18	@	St. Louis	3-3	T	15-14-3	33	72	MAR. 18		NEW JERSEY	4-3	W	37-27-8	82
33	DEC. 21		QUEBEC	4-4	T	15-14-4	34	73	MAR. 20	@	Vancouver	6-5	L	37-28-8	82
34	DEC. 23	@	Edmonton	2-1	W	16-14-4	36	74	MAR. 22		VANCOUVER	3-2	W	38-28-8	84
35	DEC. 26	@	Minnesota	4-2	L	16-15-4	36	75	MAR. 25		CALGARY	10-1	W	39-28-8	86
36	DEC. 28		MINNESOTA	5-4	W	17-15-4	38	76	MAR. 26	@	Calgary	3-1	L	39-29-8	86
37	DEC. 31	@	Toronto	6-1	L	17-16-4	38	77	MAR. 29		TORONTO	6-2	L	39-30-8	86
38	JAN. 2	@	Buffalo	6-3	W	18-16-4	40	78	MAR. 31	@	Edmonton	5-4	L	39-31-8	86
39	JAN. 4		VANCOUVER	4-2	W	19-16-4	42	79	APR. 3	@	Vancouver	6-4	L	39-32-8	86
40	JAN. 7		BUFFALO	4-2	L	19-17-4	42	80	APR. 5	@	Calgary	3-1	W	40-32-8	88

## 33-36-11 (77 points), 3rd Smythe Division

PLAYER	GP	G	A	PTS	PIM	PLAYER	GP	G	A	PTS	PIM
Dale Hawerchuk	80	44	77	121	59	Brad Jones	19	2	5	7	15
Paul MacLean	77	40	39	79	76	Brad Berry	48	0	6	6	75
Andrew McBain	74	32	31	63	145	Randy Gilhen	13	3	2	5	15
Randy Carlyle	78	15	44	59	210	Pat Elynuik	13	1	3	4	12
Dave Ellett	68	13	45	58	106	Jim Kyte	51	1	3	4	128
Thomas Steen	76	16	38	54	53	Peter Douris	4	0	2	2	0
Mario Marois	79	7	44	51	111	Daniel Berthiaume	56	0	2	2	12
Laurie Boschman	80	25	23	48	227	Joel Baillargeon	4	0	1	1	12
Iain Duncan	62	19	23	42	73	#Jim Nill	24	0	1	1	44
Ray Neufeld	78	18	18	36	167	Todd Fliche	2	0	0	0	2
Doug Smail	71	15	16	31	34	Alfie Turcotte	3	0	0	0	0
Peter Taglianetti	70	6	17	23	182	Guy Gosselin	5	0	0	0	6
Gilles Hamel	63	8	11	19	35	*Paul Boutilier	6	0	0	0	6
Hannu Jarvenpaa	41	6	11	17	34	Steve Penney	8	0	0	0	0
Fredrik Olausson	38	5	10	15	18	Dwight Schofield	18	0	0	0	33
Steve Rooney	56	7	6	13	217	Eldon Reddick	28	0	0	0	6
Ron Wilson	69	5	8	13	28	Tim Watters	36	0	0	0	106
*Mark Kumpel	32	4	4	8	19						

GOALTENDER	GP	MIN	GAA	W-L-T	SO	GA	SA	SV%
Daniel Berthiaume	56	3010	3.51	22-19-7	2	176	1489	.882
Eldon Reddick	28	1487	4.12	9-13-3	0	102	712	.857
Steve Penney	8	385	4.68	2-4-1	0	30	186	.839

\* - Acquired during season # - Relocated during season

#	DATE	H/R	OPPONENT	SCORE	RES	RECORD	PTS	#	DATE	H/R	OPPONENT	SCORE	RES	RECORD	PTS
1	OCT. 10	@	Calgary	5-1	W	1-0-0	2	41	JAN. 12	@	Vancouver	5-3	W	18-18-5	41
2	OCT. 12		CALGARY	3-2	W	2-0-0	4	42	JAN. 13	@	Vancouver	8-2	L	18-19-5	41
3	OCT. 17	@	Minnesota	5-2	W	3-0-0	6	43	JAN. 15	@	Edmonton	4-4	T	18-19-6	42
4	OCT. 18	@	Chicago	6-4	L	3-1-0	6	44	JAN. 17		VANCOUVER	6-5	L	18-20-6	42
5	OCT. 20	@	St. Louis	6-2	L	3-2-0	6	45	JAN. 19		ST. LOUIS	3-0	W	19-20-6	44
6	OCT. 23		LOS ANGELES	4-3	W	4-2-0	8	46	JAN. 23		LOS ANGELES	5-3	W	20-20-6	46
7	OCT. 25		LOS ANGELES	2-1	L	4-3-0	8	47	JAN. 24		LOS ANGELES	2-1	L	20-21-6	46
8	OCT. 28		DETROIT	5-1	L	4-4-0	8	48	JAN. 26	@	Washington	3-2	W	21-21-6	48
9	OCT. 30		WASHINGTON	3-2	W	5-4-0	10	49	JAN. 27	@	Pittsburgh	4-1	W	22-21-6	50
10	NOV. 1		VANCOUVER	7-3	W	6-4-0	12	50	JAN. 30	@	Philadelphia	4-3	L	22-22-6	50
11	NOV. 4	@	Toronto	7-3	L	6-5-0	12	51	JAN. 31	@	Buffalo	4-4	T	22-22-7	51
12	NOV. 6		CHICAGO	6-3	W	7-5-0	14	52	FEB. 3		CALGARY	9-0	W	23-22-7	53
13	NOV. 8		VANCOUVER	3-1	W	8-5-0	16	53	FEB. 5		CHICAGO	1-1	T	23-22-8	54
14	NOV. 10		CALGARY	4-3	W	9-5-0	18	54	FEB. 6	@	Minnesota	8-8	T	23-22-9	55
15	NOV. 12	@	New Jersey	1-1	T	9-5-1	19	55	FEB. 12		BUFFALO	7-5	W	24-22-9	57
16	NOV. 14	@	NY Islanders	7-3	L	9-6-1	19	56	FEB. 14		QUEBEC	3-2	W	25-22-9	59
17	NOV. 15	@	NY Rangers	6-4	L	9-7-1	19	57	FEB. 16	@	Quebec	7-3	W	26-22-9	61
18	NOV. 18		BOSTON	4-3	L	9-8-1	19	58	FEB. 17	@	Hartford	4-3	L	26-23-9	61
19	NOV. 20		NY RANGERS	4-3	L	9-9-1	19	59	FEB. 19		WASHINGTON	6-0	L	26-24-9	61
20	NOV. 22		EDMONTON	4-3	W	10-9-1	21	60	FEB. 21		EDMONTON	4-3	L	26-25-9	61
21	NOV. 25	@	Detroit	10-8	L	10-10-1	21	61	FEB. 23	@	Pittsburgh	4-3	W	27-25-9	63
22	NOV. 26	@	Boston	5-3	L	10-11-1	21	62	FEB. 24	@	New Jersey	3-1	W	28-25-9	65
23	NOV. 28		MONTREAL	7-3	L	10-12-1	21	63	FEB. 27	@	Montreal	6-0	L	28-26-9	65
24	DEC. 1	@	Los Angeles	7-6	W	11-12-1	23	64	FEB. 28	@	Buffalo	5-3	L	28-27-9	65
25	DEC. 3	@	Los Angeles	5-4	W	12-12-1	25	65	MAR. 1		HARTFORD	6-3	W	29-27-9	67
26	DEC. 9	@	Edmonton	2-0	L	12-13-1	25	66	MAR. 3		VANCOUVER	4-3	W	30-27-9	69
27	DEC. 11		QUEBEC	3-3	T	12-13-2	26	67	MAR. 5	@	Toronto	10-1	W	31-27-9	71
28	DEC. 13		PHILADELPHIA	4-3	L	12-14-2	26	68	MAR. 7		EDMONTON	6-0	L	31-28-9	71
29	DEC. 16	@	Calgary	5-4	L	12-15-2	26	69	MAR. 9		CALGARY	6-6	T	31-28-10	72
30	DEC. 18	@	Edmonton	5-5	T	12-15-3	27	70	MAR. 10	@	Calgary	5-3	L	31-29-10	72
31	DEC. 20		NEW JERSEY	4-1	W	13-15-3	29	71	MAR. 13		PITTSBURGH	5-4	L	31-30-10	72
32	DEC. 22		NY ISLANDERS	5-2	W	14-15-3	31	72	MAR. 16		MONTREAL	4-1	L	31-31-10	72
33	DEC. 26		MINNESOTA	5-4	W	15-15-3	33	73	MAR. 19	@	Edmonton	4-1	L	31-32-10	72
34	DEC. 28	@	Los Angeles	5-2	W	16-15-3	35	74	MAR. 20		NY ISLANDERS	6-0	L	31-33-10	72
35	DEC. 30	@	Los Angeles	6-4	L	16-16-3	35	75	MAR. 22	@	Hartford	4-3	L	31-34-10	72
36	DEC. 31	@	Vancouver	2-1	L	16-17-3	35	76	MAR. 24	@	Boston	4-3	L	31-35-10	72
37	JAN. 3		DETROIT	4-4	T	16-17-4	36	77	MAR. 26	@	Philadelphia	6-0	L	31-36-10	72
38	JAN. 6	@	Calgary	6-1	L	16-18-4	36	78	MAR. 29	@	Vancouver	3-2	W	32-36-10	74
39	JAN. 8		EDMONTON	4-4	T	16-18-5	37	79	APR. 1		NY RANGERS	6-6	T	32-36-11	75
40	JAN. 10		TORONTO	4-3	W	17-18-5	39	80	APR. 3		ST. LOUIS	5-4	W	33-36-11	77



## 26-42-12 (64 points), 5th Smythe Division

PLAYER	GP	G	A	PTS	PIM	PLAYER	GP	G	A	PTS	PIM
Dale Hawerchuk	75	41	55	96	28	Brent Hughes	28	3	2	5	82
Thomas Steen	80	27	61	88	80	#Dave Hunter	34	3	1	4	61
Andrew McBain	80	37	40	77	71	Alfie Turcotte	14	1	3	4	2
Brent Ashton	75	31	37	68	36	#Alain Chevrier	22	0	4	4	2
Fredrik Olausson	75	15	47	62	32	Stu Kulak	18	2	0	2	24
Dave Ellett	75	22	34	56	62	#Mario Marois	7	1	1	2	17
Pat Elynuik	56	26	25	51	29	Markku Kyllonen	9	0	2	2	2
Iain Duncan	57	14	30	44	74	Tony Joseph	2	1	0	1	0
Randy Carlyle	78	6	38	44	78	*Moe Lemay	10	1	0	1	14
Laurie Boschman	70	10	26	36	163	Guy Larose	3	0	1	1	6
Doug Smail	47	14	15	29	52	Eldon Reddick	41	0	1	1	6
*Paul Fenton	59	14	9	23	33	Darren Boyko	1	0	0	0	0
*Gord Donnelly	57	6	10	16	228	Todd Fliche	1	0	0	0	0
Peter Taglianetti	66	1	14	15	226	#Gilles Hamel	1	0	0	0	0
Teppo Numminen	69	1	14	15	36	Tom Draper	2	0	0	0	0
Jim Kyte	74	3	9	12	190	Matt Hervey	2	0	0	0	4
Brad Jones	22	6	5	11	6	Bryan Marchment	2	0	0	0	2
Hannu Jarvenpaa	53	4	7	11	41	Paul Boutilier	3	0	0	0	4
Brad Berry	38	0	9	9	45	Steve Fletcher	3	0	0	0	5
Randy Gilhen	64	5	3	8	38	Daniel Berthiaume	9	0	0	0	0
#Ray Neufeld	31	5	2	7	52	Bob Essensa	20	0	0	0	0

GOALTENDER	GP	MIN	GAA	W-L-T	SO	GA	SA	SV%
Bob Essensa	20	1102	3.70	6-8-3	1	68	574	.882
Eldon Reddick	41	2109	4.10	11-17-7	0	144	1132	.873
#Alain Chevrier	22	1092	4.29	8-8-2	1	78	554	.859
Daniel Berthiaume	9	443	5.96	0-8-0	0	4	255	.827
Tom Draper	2	120	6.00	1-1-0	0	12	66	.818

\* - Acquired during season # - Relocated during season

#	DATE	H/R	OPPONENT	SCORE	RES	RECORD	PTS	#	DATE	H/R	OPPONENT	SCORE	RES	RECORD	PTS
1	OCT. 6	@	Vancouver	2-2	T	0-0-1	0	41	JAN. 13	@	Vancouver	3-1	W	16-16-9	41
2	OCT. 9	@	Edmonton	5-4	L	0-1-1	1	42	JAN. 15		MINNESOTA	4-1	L	16-17-9	41
3	OCT. 12	@	Chicago	10-1	L	0-2-1	1	43	JAN. 18		EDMONTON	9-4	L	16-18-9	41
4	OCT. 14		VANCOUVER	4-3	W	1-2-1	3	44	JAN. 20		PITTSBURGH	7-3	W	17-18-9	43
5	OCT. 16		EDMONTON	3-3	T	1-2-2	4	45	JAN. 21		PHILADELPHIA	7-3	L	17-19-9	43
6	OCT. 19		BOSTON	5-2	L	1-3-2	4	46	JAN. 25	@	Pittsburgh	5-4	L	17-20-9	43
7	OCT. 23		WASHINGTON	3-2	W	2-3-2	6	47	JAN. 26	@	NY Islanders	8-6	L	17-21-9	43
8	OCT. 28		LOS ANGELES	7-4	L	2-4-2	6	48	JAN. 28	@	Boston	4-3	W	18-21-9	45
9	OCT. 30		LOS ANGELES	8-4	W	3-4-2	8	49	JAN. 31	@	St. Louis	5-3	L	18-22-9	45
10	NOV. 1	@	NY Islanders	8-1	W	4-4-2	10	50	FEB. 1	@	Chicago	7-4	L	18-23-9	45
11	NOV. 3	@	New Jersey	3-3	T	4-4-3	11	51	FEB. 3		BOSTON	4-2	L	18-24-9	45
12	NOV. 5	@	Montreal	7-2	L	4-5-3	11	52	FEB. 5		DETROIT	6-2	L	18-25-9	45
13	NOV. 8	@	Quebec	8-4	W	5-5-3	13	53	FEB. 9	@	NY Rangers	4-3	L	18-26-9	45
14	NOV. 11		CHICAGO	6-5	L	5-6-3	13	54	FEB. 11	@	Hartford	7-3	L	18-27-9	45
15	NOV. 13		MONTREAL	7-3	W	6-6-3	15	55	FEB. 13	@	Detroit	2-2	T	18-27-10	46
16	NOV. 16	@	EDMONTON	2-1	W	7-6-3	17	56	FEB. 15		CALGARY	6-1	L	18-28-10	46
17	NOV. 18		TORONTO	3-0	W	8-6-3	19	57	FEB. 17		NEW JERSEY	3-2	W	19-28-10	48
18	NOV. 20		EDMONTON	7-4	W	9-6-3	21	58	FEB. 19		HARTFORD	7-6	W	20-28-10	50
19	NOV. 25	@	Detroit	6-3	L	9-7-3	21	59	FEB. 21	@	Quebec	4-3	L	20-29-10	50
20	NOV. 26	@	St. Louis	4-4	T	9-7-4	22	60	FEB. 22	@	Montreal	6-3	L	20-30-10	50
21	NOV. 29		NY RANGERS	4-3	L	9-8-4	22	61	FEB. 24	@	Buffalo	5-4	L	20-31-10	50
22	DEC. 2		VANCOUVER	6-3	W	10-8-4	24	62	FEB. 26		CALGARY	1-0	W	21-31-10	52
23	DEC. 4		CALGARY	6-3	L	10-9-4	24	63	MAR. 1		PHILADELPHIA	4-4	T	21-31-11	53
24	DEC. 6	@	Los Angeles	5-4	W	11-9-4	26	64	MAR. 3		EDMONTON	7-4	L	21-32-11	53
25	DEC. 8	@	Los Angeles	5-5	T	11-9-5	27	65	MAR. 5		NY ISLANDERS	4-3	L	21-33-11	53
26	DEC. 10	@	Edmonton	7-6	W	12-9-5	29	66	MAR. 7	@	Calgary	9-5	L	21-34-11	53
27	DEC. 11	@	Vancouver	8-6	L	12-10-5	29	67	MAR. 8	@	Vancouver	3-0	L	21-35-11	53
28	DEC. 14		BUFFALO	4-3	W	13-10-5	31	68	MAR. 10		PITTSBURGH	5-1	L	21-36-11	53
29	DEC. 17	@	Washington	6-3	L	13-11-5	31	69	MAR. 12		TORONTO	9-7	W	22-36-11	55
30	DEC. 18	@	Philadelphia	5-1	L	13-12-5	31	70	MAR. 14	@	Washington	6-3	L	22-37-11	55
31	DEC. 21		NEW JERSEY	5-5	T	13-12-6	32	71	MAR. 15	@	NY Rangers	6-3	W	23-37-11	57
32	DEC. 23		QUEBEC	5-4	L	13-13-6	32	72	MAR. 18	@	Toronto	10-2	W	24-37-11	59
33	DEC. 26	@	Minnesota	5-1	L	13-14-6	32	73	MAR. 20		BUFFALO	4-1	L	24-38-11	59
34	DEC. 28		ST. LOUIS	6-2	W	14-14-6	34	74	MAR. 23	@	Edmonton	5-4	L	24-39-11	59
35	DEC. 31	@	Calgary	4-4	T	14-14-7	35	75	MAR. 24		CALGARY	4-3	W	25-39-11	61
36	JAN. 4		VANCOUVER	4-2	W	15-14-7	37	76	MAR. 26		VANCOUVER	7-3	L	25-40-11	61
37	JAN. 6		LOS ANGELES	4-4	T	15-14-8	38	77	MAR. 28	@	Los Angeles	3-3	T	25-40-12	62
38	JAN. 8		LOS ANGELES	4-4	T	15-14-9	39	78	MAR. 29	@	Los Angeles	2-1	L	25-41-12	62
39	JAN. 10		HARTFORD	2-1	L	15-15-9	39	79	MAR. 31	@	Calgary	4-1	L	25-42-12	62
40	JAN. 11	@	Calgary	8-3	L	15-16-9	39	80	APR. 2		MINNESOTA	3-2	W	26-42-12	64



## 37-32-11 (85 points), 3rd Smythe Division

PLAYER	GP	G	A	PTS	PIM	PLAYER	GP	G	A	PTS	PIM
Dale Hawerchuk	79	26	55	81	70	Phil Sykes	48	9	6	15	26
Pat Elynuik	80	32	42	74	83	#Randy Cunneynworth	28	5	6	11	34
Thomas Steen	53	18	48	66	35	Peter Taglianetti	49	3	6	9	136
Brent Ashton	79	22	34	56	37	Gord Donnelly	55	3	3	6	222
Fredrik Olausson	77	9	46	55	32	Shawn Cronin	61	0	4	4	243
Dave McLlwain	80	25	26	51	60	Brent Hughes	11	1	2	3	33
Paul Fenton	80	32	18	50	40	Brad Berry	12	1	2	3	6
Doug Smail	79	25	24	49	63	Danton Cole	2	1	1	2	0
Greg Paslawski	71	18	30	48	14	Bryan Marchment	7	0	2	2	28
Dave Ellett	77	17	29	46	96	Brian McReynolds	9	0	2	2	4
Teppo Numminen	79	11	32	43	20	Bob Essensa	36	0	2	2	0
Moe Mantha	73	2	26	28	28	Todd Flichel	3	0	1	1	2
Laurie Boschman	66	10	17	27	103	#Daniel Berthiaume	24	0	1	1	6
*Doug Evans	27	10	8	18	33	Brad Jones	2	0	0	0	0
Randy Carlyle	53	3	15	18	50	Tom Draper	6	0	0	0	0
Mark Kumpel	56	8	9	17	21	Stephane Beauregard	19	0	0	0	4
*Paul MacDermid	44	7	10	17	100						

GOALTENDER	GP	MIN	GAA	W-L-T	SO	GA	SA	SV%
Bob Essensa	36	2035	3.15	18-9-5	1	107	988	.892
Stephane Beauregard	19	1079	3.28	7-8-3	0	59	570	.896
#Daniel Berthiaume	24	1387	3.72	10-11-3	1	86	667	.871
Tom Draper	6	359	4.35	2-4-0	0	26	153	.830

\* - Acquired during season # - Relocated during season

#	DATE	H/R	OPPONENT	SCORE	RES	RECORD	PTS	#	DATE	H/R	OPPONENT	SCORE	RES	RECORD	PTS
1	OCT. 6		NY RANGERS	4-1	L	0-1-0	0	41	JAN. 8	@	New Jersey	4-3	W	19-17-5	43
2	OCT. 8		PHILADELPHIA	5-3	W	1-1-0	2	42	JAN. 10		WASHINGTON	6-1	W	20-17-5	45
3	OCT. 10	@	Pittsburgh	5-1	L	1-2-0	2	43	JAN. 12		DETROIT	7-5	W	21-17-5	47
4	OCT. 12	@	Detroit	5-4	L	1-3-0	2	44	JAN. 14		ST. LOUIS	6-5	W	22-17-5	49
5	OCT. 14	@	Toronto	5-1	W	2-3-0	4	45	JAN. 16		QUEBEC	8-6	L	22-18-5	49
6	OCT. 18	@	Edmonton	7-2	L	2-4-0	4	46	JAN. 17	@	Edmonton	6-3	L	22-19-5	49
7	OCT. 20		CHICAGO	4-2	L	2-5-0	4	47	JAN. 19		NY ISLANDERS	6-4	L	22-20-5	49
8	OCT. 22		EDMONTON	5-4	W	3-5-0	6	48	JAN. 23	@	Washington	4-3	W	23-20-5	51
9	OCT. 25		WASHINGTON	6-4	W	4-5-0	8	49	JAN. 25	@	Philadelphia	8-6	L	23-21-5	51
10	OCT. 27		LOS ANGELES	3-1	L	4-6-0	8	50	JAN. 27	@	St. Louis	3-3	T	23-21-6	52
11	OCT. 29		LOS ANGELES	6-1	W	5-6-0	10	51	JAN. 29	@	Minnesota	4-2	L	23-22-6	52
12	NOV. 1	@	Calgary	5-3	L	5-7-0	10	52	JAN. 31		TORONTO	5-5	T	23-22-7	53
13	NOV. 3	@	Vancouver	3-2	W	6-7-0	12	53	FEB. 2		VANCOUVER	8-1	W	24-22-7	55
14	NOV. 5	@	Chicago	4-3	L	6-8-0	12	54	FEB. 4		CHICAGO	7-3	W	25-22-7	57
15	NOV. 8		VANCOUVER	3-2	W	7-8-0	14	55	FEB. 6	@	Vancouver	5-3	L	25-23-7	57
16	NOV. 10		HARTFORD	4-2	L	7-9-0	14	56	FEB. 8	@	Los Angeles	5-1	W	26-23-7	59
17	NOV. 12		CALGARY	3-2	W	8-9-0	16	57	FEB. 11	@	Edmonton	7-4	L	26-24-7	59
18	NOV. 14	@	Quebec	5-3	W	9-9-0	18	58	FEB. 14		BOSTON	3-2	W	27-24-7	61
19	NOC. 15	@	Montreal	5-1	L	9-10-0	18	59	FEB. 16		PITTSBURGH	3-3	T	27-24-8	62
20	NOV. 18	@	Philadelphia	1-0	W	10-10-0	20	60	FEB. 18		CALGARY	5-1	W	28-24-8	64
21	NOV. 20	@	NY Rangers	3-3	T	10-10-1	21	61	FEB. 20		BUFFALO	4-3	L	28-25-8	64
22	NOV. 21	@	NY Islanders	4-3	W	11-10-1	23	62	FEB. 22	@	New Jersey	4-2	W	29-25-8	66
23	NOV. 23		ST. LOUIS	5-2	L	11-11-1	23	63	FEB. 24	@	Hartford	3-1	W	30-25-8	68
24	NOV. 25		NEW JERSEY	3-1	L	11-12-1	23	64	FEB. 25	@	Buffalo	3-1	L	30-26-8	68
25	NOV. 29		NY RANGERS	5-4	W	12-12-1	25	65	FEB. 27	@	Minnesota	8-3	L	30-27-8	68
26	DEC. 1		DETROIT	3-3	T	12-12-2	26	66	MAR. 2		LOS ANGELES	9-3	W	31-27-8	70
27	DEC. 2		NY ISLANDERS	6-3	L	12-13-2	26	67	MAR. 4		LOS ANGELES	5-2	W	32-27-8	72
28	DEC. 6	@	Calgary	4-3	W	13-13-2	28	68	MAR. 7		QUEBEC	6-3	W	33-27-8	74
29	DEC. 8		MONTREAL	6-6	T	13-13-3	29	69	MAR. 9		EDMONTON	7-5	W	34-27-8	76
30	DEC. 10		CALGARY	4-1	W	14-13-3	31	70	MAR. 11		CALGARY	6-4	L	34-28-8	76
31	DEC. 13		VANCOUVER	3-3	T	14-13-4	32	71	MAR. 12	@	Calgary	5-4	L	34-29-8	76
32	DEC. 15	@	Detroit	3-3	T	14-13-5	33	72	MAR. 15	@	Boston	3-3	T	34-29-9	77
33	DEC. 19	@	Los Angeles	9-5	L	14-14-5	33	73	MAR. 17	@	Toronto	5-4	W	35-29-9	79
34	DEC. 21	@	Edmonton	3-2	L	14-15-5	33	74	MAR. 18	@	Buffalo	4-3	L	35-30-9	79
35	DEC. 26		MINNESOTA	5-3	W	15-15-5	35	75	MAR. 21		MONTREAL	3-2	W	36-30-9	81
36	DEC. 29	@	Calgary	2-1	W	16-15-5	37	76	MAR. 23		VANCOUVER	4-2	L	36-31-9	81
37	DEC. 31		EDMONTON	3-2	W	17-15-5	39	77	MAR. 25	@	Vancouver	3-3	T	36-31-10	82
38	JAN. 3	@	Hartford	4-2	W	18-15-5	41	78	MAR. 27	@	Los Angeles	4-4	T	36-31-11	83
39	JAN. 4	@	Boston	4-2	L	18-16-5	41	79	MAR. 29	@	Los Angeles	1-0	W	37-31-11	85
40	JAN. 6	@	Pittsburgh	5-3	L	18-17-5	41	80	APR. 1		EDMONTON	4-2	L	37-32-11	85

## 26-43-11 (63 points), 5th Smythe Division

PLAYER	GP	G	A	PTS	PIM	PLAYER	GP	G	A	PTS	PIM
Phil Housley	78	23	53	76	24	Mike Eagles	44	0	9	9	79
Thomas Steen	58	19	48	67	49	#Paul Fenton	17	4	4	8	18
Pat Elynuik	80	31	34	65	73	Gord Donnelly	57	3	4	7	265
*Ed Olczyk	61	26	31	57	69	Bryan Erickson	6	0	7	7	0
Fredrik Olausson	71	12	29	41	24	Shawn Cronin	67	1	5	6	189
Paul MacDermid	69	15	21	36	128	Sergei Kharin	7	2	3	5	2
Brent Ashton	61	12	24	36	58	Bryan Marchment	28	2	2	4	91
Doug Evans	70	7	27	34	108	#Doug Smail	15	1	2	3	10
Teppo Numminen	80	8	25	33	28	*Don Barber	16	1	2	3	14
Randy Carlyle	52	9	19	28	44	Bob Essensa	55	0	3	3	6
Dave McLlwain	60	14	11	25	46	Craig Duncanson	7	2	0	2	16
Danton Cole	66	13	11	24	24	Kris Draper	3	1	0	1	5
Moe Mantha	57	9	15	24	33	Luciano Borsato	1	0	1	1	2
Phil Sykes	70	12	10	22	59	Stephane Beauregard	16	0	1	1	2
Scott Arniel	75	5	17	22	87	Rick Tabaracci	24	0	1	1	8
#Greg Paslawski	43	9	10	19	10	Rudy Poeschek	1	0	0	0	5
*Mark Osborne	37	8	8	16	59	Iain Duncan	2	0	0	0	2
#Dave Ellett	17	4	7	11	6	Simon Wheeldon	4	0	0	0	4
Mark Kumpel	53	7	3	10	10	Guy Larose	7	0	0	0	8

GOALTENDER	GP	MIN	GAA	W-L-T	SO	GA	SA	SV%
Bob Essensa	55	2916	3.15	19-24-6	4	153	1496	.898
Rick Tabaracci	24	1093	3.90	4-9-4	1	71	570	.875
Stephane Beauregard	16	836	3.95	3-10-1	0	55	423	.870

\* - Acquired during season # - Relocated during season

#	DATE	H/R	OPPONENT	SCORE	RES	RECORD	PTS	#	DATE	H/R	OPPONENT	SCORE	RES	RECORD	PTS
1	OCT. 4		TORONTO	7-1	W	1-0-0	2	41	DEC. 28		BOSTON	6-0	W	12-22-7	31
2	OCT. 6	@	Edmonton	3-3	T	1-0-1	3	42	DEC. 31		VANCOUVER	2-1	W	13-22-7	33
3	OCT. 8		CALGARY	4-3	L	1-1-1	3	43	JAN. 2		CALGARY	3-3	T	13-22-8	34
4	OCT. 10		BOSTON	4-2	L	1-2-1	3	44	JAN. 4	@	Buffalo	4-1	L	13-23-8	34
5	OCT. 12	@	Washington	3-1	L	1-3-1	3	45	JAN. 5	@	Hartford	4-3	L	13-24-8	34
6	OCT. 13	@	Philadelphia	4-3	L	1-4-1	3	46	JAN. 7	@	Boston	5-2	L	13-25-8	34
7	OCT. 16	@	NY Islanders	4-1	L	1-5-1	3	47	JAN. 11		CHICAGO	3-1	L	13-26-8	34
8	OCT. 17	@	NY Rangers	5-3	L	1-6-1	3	48	JAN. 13		CALGARY	4-3	W	14-26-8	36
9	OCT. 19		VANCOUVER	7-5	W	2-6-1	5	49	JAN. 15	@	Calgary	7-5	L	14-27-8	36
10	OCT. 24		EDMONTON	3-1	W	3-6-1	7	50	JAN. 16	@	Vancouver	2-1	W	15-27-8	38
11	OCT. 26		LOS ANGELES	6-2	W	4-6-1	9	51	JAN. 21		MINNESOTA	2-0	W	16-27-8	40
12	OCT. 28		LOS ANGELES	6-2	L	4-7-1	9	52	JAN. 25		NY ISLANDERS	8-1	W	17-27-8	42
13	OCT. 31	@	Edmonton	1-0	W	5-7-1	11	53	JAN. 27		EDMONTON	3-2	L	17-28-8	42
14	NOV. 1	@	Calgary	2-1	L	5-8-1	11	54	JAN. 29	@	Quebec	5-2	W	18-28-8	44
15	NOV. 3	@	Vancouver	5-3	W	6-8-1	13	55	JAN. 30	@	Montreal	8-4	L	18-29-8	44
16	NOV. 6		PHILADELPHIA	4-2	L	6-9-1	13	56	FEB. 2	@	Washington	4-2	W	19-29-8	46
17	NOV. 9		HARTFORD	5-4	W	7-9-1	15	57	FEB. 3	@	NY Rangers	4-3	W	20-29-8	48
18	NOV. 11	@	Chicago	3-3	T	7-9-2	16	58	FEB. 6		TORONTO	5-5	T	20-29-9	49
19	NOV. 12	@	Toronto	5-2	L	7-10-2	16	59	FEB. 8		PITTSBURGH	6-2	W	21-29-9	51
20	NOV. 14		PITTSBURGH	6-4	L	7-11-2	16	60	FEB. 10		BUFFALO	2-0	L	21-30-9	51
21	NOV. 16		NY RANGERS	6-4	L	7-12-2	16	61	FEB. 12	@	Detroit	6-1	L	21-31-9	51
22	NOV. 18		ST. LOUIS	4-3	W	8-12-2	18	62	FEB. 14	@	New Jersey	3-3	T	21-31-10	52
23	NOV. 20	@	St. Louis	4-2	L	8-13-2	18	63	FEB. 17		QUEBEC	6-0	W	22-31-10	54
24	NOV. 22	@	NY Islanders	3-1	L	8-14-2	18	64	FEB. 20		VANCOUVER	5-5	T	22-31-11	55
25	NOV. 24	@	Quebec	11-4	W	9-14-2	20	65	FEB. 22		LOS ANGELES	6-4	L	22-32-11	55
26	NOV. 25	@	Montreal	4-3	L	9-15-2	20	66	FEB. 24		LOS ANGELES	5-3	L	22-33-11	55
27	NOV. 28		CALGARY	2-2	T	9-15-3	21	67	FEB. 26		HARTFORD	5-4	W	23-33-11	57
28	NOV. 30		MINNESOTA	4-2	L	9-16-3	21	68	FEB. 28	@	Los Angeles	4-2	L	23-34-11	57
29	DEC. 2		VANCOUVER	5-1	L	9-17-3	21	69	MAR. 2	@	Los Angeles	6-3	L	23-35-11	57
30	DEC. 3		NEW JERSEY	4-4	T	9-17-4	22	70	MAR. 5		EDMONTON	5-4	L	23-36-11	57
31	DEC. 5	@	Los Angeles	3-3	T	9-17-5	23	71	MAR. 8		WASHINGTON	2-1	L	23-37-11	57
32	DEC. 8	@	Los Angeles	4-4	T	9-17-6	24	72	MAR. 10		NEW JERSEY	4-3	W	24-37-11	59
33	DEC. 11	@	St. Louis	3-3	T	9-17-7	25	73	MAR. 12	@	Calgary	5-3	L	24-38-11	59
34	DEC. 13	@	Chicago	5-4	L	9-18-7	25	74	MAR. 13		BUFFALO	6-2	L	24-39-11	59
35	DEC. 15		MONTREAL	4-2	W	10-18-7	27	75	MAR. 15		EDMONTON	4-3	W	25-39-11	61
36	DEC. 16		PHILADELPHIA	4-2	L	10-19-7	27	76	MAR. 18	@	Calgary	4-3	L	25-40-11	61
37	DEC. 18	@	Pittsburgh	9-2	L	10-20-7	27	77	MAR. 22	@	Vancouver	3-1	L	25-41-11	61
38	DEC. 20	@	Detroit	3-1	L	10-21-7	27	78	MAR. 23	@	Edmonton	3-0	W	26-41-11	63
39	DEC. 22		DETROIT	5-2	L	10-22-7	27	79	MAR. 28	@	Vancouver	3-2	L	26-42-11	63
40	DEC. 26	@	Minnesota	6-4	W	11-22-7	29	80	MAR. 31	@	Edmonton	6-3	L	26-43-11	63

## 33-32-15 (81 points), 4th Smythe Division

PLAYER	GP	G	A	PTS	PIM	PLAYER	GP	G	A	PTS	PIM
Phil Housley	74	23	63	86	92	Phil Sykes	52	4	2	6	72
Ed Olczyk	64	32	33	65	67	Bryan Erickson	10	2	4	6	0
Fredrik Olausson	77	20	42	62	34	Dean Kennedy	18	2	4	6	21
Pat Elynuik	60	25	25	50	65	*Mike Lalor	15	2	3	5	14
Troy Murray	74	17	30	47	69	*Petri Skriko	15	2	3	5	4
*Darrin Shannon	68	13	26	39	41	*Mario Marois	34	1	3	4	34
Teppo Numminen	80	5	34	39	32	#Moe Mantha	12	0	4	4	6
Thomas Steen	38	13	25	38	29	Shawn Cronin	65	0	4	4	271
Luciano Borsato	56	15	21	36	45	*Lucien DeBlois	11	1	2	3	2
#Paul MacDermid	59	10	11	21	151	#Don Barber	11	0	3	3	4
Stu Barnes	46	8	9	17	26	Kris Draper	10	2	0	2	2
Mike Eagles	65	7	10	17	118	#Dave McLlwain	3	1	1	2	2
#Mark Osborne	43	4	12	16	65	Bob Essensa	47	0	2	2	2
Doug Evans	30	7	7	14	68	#Brent Ashton	7	1	0	1	4
Danton Cole	52	7	5	12	32	Rob Murray	9	0	1	1	18
Igor Ulanov	27	2	9	11	67	Rick Tabaracci	18	0	1	1	4
Randy Carlyle	66	1	9	10	54	Bob Joyce	1	0	0	0	0
Aaron Broten	25	4	5	9	14	Michael O'Neill	1	0	0	0	0
Mike Hartman	75	4	4	8	264	Jason Cirone	3	0	0	0	2
Keith Tkachuk	17	3	5	8	28	#Gord Donnelly	4	0	0	0	11
Russ Romaniuk	27	3	5	8	18	Rudy Poeschek	4	0	0	0	17
John Leblanc	16	6	1	7	6	Kent Paynter	5	0	0	0	4
Evgeny Davydov	12	4	3	7	8	Stephane Beauregard	26	0	0	0	0

GOALTENDER	GP	MIN	GAA	W-L-T	SO	GA	SA	SV%
Bob Essensa	47	2627	2.88	21-17-6	5	126	1407	.910
Stephane Beauregard	26	1267	2.89	6-8-6	2	61	611	.900
Rick Tabaracci	18	966	3.23	6-7-3	0	52	470	.889
Michael O'Neill	1	13	4.62	0-0-0	0	1	7	.857

\* - Acquired during season # - Relocated during season

#	DATE	H/R	OPPONENT	SCORE	RES	RECORD	PTS	#	DATE	H/R	OPPONENT	SCORE	RES	RECORD	PTS
1	OCT. 4		LOS ANGELES	6-3	L	0-1-0	0	41	JAN. 2	@	Boston	3-1	W	17-16-8	42
2	OCT. 6		CALGARY	5-3	W	1-1-0	2	42	JAN. 4	@	Pittsburgh	3-2	L	17-17-8	42
3	OCT. 8		VANCOUVER	3-2	L	1-2-0	2	43	JAN. 6	@	NY Rangers	4-2	L	17-18-8	42
4	OCT. 10	@	San Jose	5-4	W	2-2-0	4	44	JAN. 8		EDMONTON	5-2	W	18-18-8	44
5	OCT. 12	@	Los Angeles	3-3	T	2-2-1	5	45	JAN. 10		CHICAGO	6-2	W	19-18-8	46
6	OCT. 16		HARTFORD	3-2	L	2-3-1	5	46	JAN. 12		SAN JOSE	4-3	L	19-19-8	46
7	OCT. 19		TORONTO	4-2	W	3-3-1	7	47	JAN. 14		VANCOUVER	4-2	L	19-20-8	46
8	OCT. 22	@	NY Islanders	1-1	T	3-3-2	8	48	JAN. 21	@	Hartford	3-3	T	19-20-9	47
9	OCT. 23	@	Detroit	3-2	W	4-3-2	10	49	JAN. 23	@	Philadelphia	1-0	W	20-20-9	49
10	OCT. 25		PHILADELPHIA	2-0	W	5-3-2	12	50	JAN. 25	@	Quebec	2-1	L	20-21-9	49
11	OCT. 27		WASHINGTON	6-5	W	6-3-2	14	51	JAN. 26	@	Buffalo	5-2	L	20-22-9	49
12	OCT. 29	@	Quebec	7-2	L	6-4-2	14	52	JAN. 28	@	Pittsburgh	4-0	W	21-22-9	51
13	OCT. 30	@	Montreal	6-1	L	6-5-2	14	53	JAN. 31		QUEBEC	4-4	T	21-22-10	52
14	NOV. 1		CALGARY	7-6	L	6-6-2	14	54	FEB. 2		SAN JOSE	6-0	W	22-22-10	54
15	NOV. 3		ST. LOUIS	3-3	T	6-6-3	15	55	FEB. 4		BOSTON	3-3	T	22-22-11	55
16	NOV. 5	@	Vancouver	2-2	T	6-6-4	16	56	FEB. 7		CALGARY	4-1	W	23-22-11	57
17	NOV. 8		PITTSBURGH	3-1	L	6-7-4	16	57	FEB. 13	@	Minnesota	6-1	L	23-23-11	57
18	NOV. 11		LOS ANGELES	6-2	W	7-7-4	18	58	FEB. 15	@	Toronto	3-1	W	24-23-11	59
19	NOV. 14	@	St. Louis	2-1	L	7-8-4	18	59	FEB. 17	@	NY Islanders	5-4	L	24-24-11	59
20	NOV. 16	@	New Jersey	1-0	W	8-8-4	20	60	FEB. 19		ST. LOUIS	4-3	L	24-25-11	59
21	NOV. 17	@	Philadelphia	2-1	W	9-8-4	22	61	FEB. 21		NEW JERSEY	6-4	W	25-25-11	61
22	NOV. 20		NY ISLANDERS	3-1	W	10-8-4	24	62	FEB. 23		LOS ANGELES	4-2	L	25-26-11	61
23	NOV. 23	@	Edmonton	4-0	W	11-8-4	26	63	FEB. 26	@	Edmonton	6-1	L	25-27-11	61
24	NOV. 25	@	Calgary	3-3	T	11-8-5	27	64	FEB. 28	@	Vancouver	5-3	L	25-28-11	61
25	NOV. 27		NY RANGERS	3-2	W	12-8-5	29	65	MAR. 1		EDMONTON	4-2	L	25-29-11	61
26	DEC. 1		CHICAGO	3-2	W	13-8-5	31	66	MAR. 3	@	Detroit	4-3	W	26-29-11	63
27	DEC. 4		BUFFALO	5-4	W	14-8-5	33	67	MAR. 6	@	Washington	3-3	T	26-29-12	64
28	DEC. 6		EDMONTON	4-4	T	14-8-6	34	68	MAR. 8	@	Minnesota	4-2	L	26-30-12	64
29	DEC. 8		WASHINGTON	4-3	W	15-8-6	36	69	MAR. 11		SAN JOSE	3-0	W	27-30-12	66
30	DEC. 10	@	San Jose	3-3	T	15-8-7	37	70	MAR. 13		HARTFORD	1-0	L	27-31-12	66
31	DEC. 12	@	Los Angeles	2-1	L	15-9-7	37	71	MAR. 15		DETROIT	1-1	T	27-31-13	67
32	DEC. 14	@	Edmonton	7-5	L	15-10-7	37	72	MAR. 17	@	Los Angeles	5-4	L	27-32-13	67
33	DEC. 17	@	Calgary	7-4	L	15-11-7	37	73	MAR. 20	@	Vancouver	2-2	T	27-32-14	68
34	DEC. 19	@	Vancouver	3-1	L	15-12-7	37	74	MAR. 22		VANCOUVER	5-1	W	28-32-14	70
35	DEC. 21		CALGARY	7-2	W	16-12-7	39	75	MAR. 25		MONTREAL	2-2	T	28-32-15	71
36	DEC. 23	@	Toronto	3-1	L	16-13-7	39	76	MAR. 27		LOS ANGELES	6-4	W	29-32-15	73
37	DEC. 26		MINNESOTA	3-2	L	16-14-7	39	77	MAR. 29		SAN JOSE	6-5	W	30-32-15	75
38	DEC. 27	@	Chicago	3-3	T	16-14-8	40	78	APR. 12	@	Calgary	4-3	W	31-32-15	77
39	DEC. 29		BOSTON	6-3	L	16-15-8	40	79	APR. 14	@	Edmonton	6-2	W	32-32-15	79
40	DEC. 31		NY RANGERS	5-2	L	16-16-8	40	80	APR. 16	@	San Jose	5-3	W	33-32-15	81

## 40-37-7 (87 points), 4th Smythe Division

PLAYER	GP	G	A	PTS	PIM	PLAYER	GP	G	A	PTS	PIM
Teemu Selanne	84	76	56	132	45	Mike Lalor	64	1	8	9	76
Phil Housley	80	18	79	97	52	Dean Kennedy	78	1	7	8	105
Alexei Zhamnov	68	25	47	72	58	#Troy Murray	29	3	4	7	34
Thomas Steen	80	22	50	72	75	Bob Essensa	67	0	5	5	2
Darrin Shannon	84	20	40	60	91	Russ Romaniuk	28	3	1	4	22
Fredrik Olausson	68	16	41	57	22	Randy Carlyle	22	1	1	2	14
Keith Tkachuk	83	28	23	51	201	Anatoli Fedotov	1	0	2	2	0
Evgeny Davydov	79	28	21	49	66	Andy Brickley	12	0	2	2	2
Teppo Numminen	66	7	30	37	33	Dallas Eakins	14	0	2	2	38
Luciano Borsato	67	15	20	35	38	#Mark Osiecki	4	1	0	1	2
Mike Eagles	84	8	18	26	131	Rob Murray	10	1	0	1	6
Sergei Bautin	71	5	18	23	96	Alan Kerr	7	0	1	1	2
Stu Barnes	38	12	10	22	10	Scott Levins	9	0	1	1	18
#Ed Olczyk	25	8	12	20	26	Bob Joyce	1	0	0	0	0
John Druce	50	6	14	20	37	Michael O'Neill	2	0	0	0	0
*Kris King	48	8	8	16	136	*Jim Hrivnak	3	0	0	0	0
Bryan Erickson	41	4	12	16	14	John Leblanc	3	0	0	0	2
Igor Ulanov	56	2	14	16	124	Kris Draper	7	0	0	0	2
*Tie Domi	49	3	10	13	249	#Rick Tabaracci	19	0	0	0	10

GOALTENDER	GP	MIN	GAA	W-L-T	SO	GA	SA	SV%
Bob Essensa	67	3855	3.53	33-26-6	2	227	2119	.893
*Jim Hrivnak	3	180	4.33	2-1-0	0	13	96	.865
#Rick Tabaracci	19	959	4.38	5-10-0	0	70	496	.859
Michael O'Neill	2	73	4.93	0-0-1	0	6	34	.824

\* - Acquired during season # - Relocated during season

#	DATE	H/R	OPPONENT	SCORE	W-L-T	RECORD	PTS	#	DATE	H/R	OPPONENT	SCORE	W-L-T	RECORD	PTS
1	OCT. 6		DETROIT	4-1	W	1-0-0	2	43	JAN. 12		SAN JOSE	4-1	W	19-20-4	42
2	OCT. 8	@	San Jose	4-3	L	1-1-0	2	44	JAN. 13	@	Edmonton	4-1	W	20-20-4	44
3	OCT. 10	@	Los Angeles	6-3	L	1-2-0	2	45	JAN. 16	@	Los Angeles	5-2	W	21-20-4	46
4	OCT. 12	@	Vancouver	8-1	L	1-3-0	2	46	JAN. 18		HARTFORD	8-7	W	22-20-4	48
5	OCT. 14		EDMONTON	7-3	W	2-3-0	4	47	JAN. 19		CHICAGO	5-2	W	23-20-4	50
6	OCT. 16		VANCOUVER	6-2	L	2-4-0	4	48	JAN. 22	@	Calgary	4-4	T	23-20-5	51
7	OCT. 18	@	Philadelphia	5-4	L	2-5-0	4	49	JAN. 23		EDMONTON	8-5	W	24-20-5	53
8	OCT. 20	@	Detroit	5-3	L	2-6-0	4	50	JAN. 27	@	NY Rangers	5-2	L	24-21-5	53
9	OCT. 23		LOS ANGELES	4-2	W	3-6-0	6	51	JAN. 28	@	Boston	6-2	L	24-22-5	53
10	OCT. 26		WASHINGTON	6-2	W	4-6-0	8	52	JAN. 30	@	Hartford	6-3	W	25-22-5	55
11	OCT. 28		CALGARY	7-5	L	4-7-0	8	53	FEB. 1	@	Ottawa	4-4	T	25-22-6	56
12	OCT. 31	@	Quebec	3-2	L	4-8-0	8	54	FEB. 3		ST. LOUIS	4-2	L	25-23-6	56
13	NOV. 2	@	Montreal	2-1	L	4-9-0	8	55	FEB. 10		BUFFALO	6-2	L	25-24-6	56
14	NOV. 6		EDMONTON	6-1	L	4-10-0	8	56	FEB. 12		HARTFORD	6-2	L	25-25-6	56
15	NOV. 8	@	Vancouver	6-1	L	4-11-0	8	57	FEB. 14		SAN JOSE	3-2	L	25-26-6	56
16	NOV. 10		LOS ANGELES	4-4	T	4-11-1	9	58	FEB. 18	@	San Jose	5-3	L	25-27-6	56
17	NOV. 12	@	Minnesota	7-2	W	5-11-1	11	59	FEB. 20	@	Vancouver	4-2	L	25-28-6	56
18	NOV. 14	@	St. Louis	4-2	L	5-12-1	11	60	FEB. 22		OTTAWA	6-3	W	26-28-6	58
19	NOV. 17	@	Tampa Bay	6-5	W	6-12-1	13	61	FEB. 23	@	Ottawa	8-2	W	27-28-6	60
20	NOV. 19	@	Detroit	5-3	W	7-12-1	15	62	FEB. 26		VANCOUVER	7-4	L	27-29-6	60
21	NOV. 21		NY RANGERS	5-4	L	7-13-1	15	63	FEB. 28		MINNESOTA	7-6	W	28-29-6	62
22	NOV. 24		NY ISLANDERS	3-3	T	7-13-2	16	64	MAR. 2		QUEBEC	7-4	L	28-30-6	62
23	NOV. 27		SAN JOSE	3-2	W	8-13-2	18	65	MAR. 4	@	Edmonton	5-3	W	29-30-6	64
24	DEC. 2	@	Calgary	3-3	T	8-13-3	19	66	MAR. 6	@	Toronto	4-2	L	29-31-6	64
25	DEC. 5		MONTREAL	3-2	L	8-14-3	19	67	MAR. 7	@	Buffalo	2-1	L	29-32-6	64
26	DEC. 8	@	Pittsburgh	5-2	L	8-15-3	19	68	MAR. 9	@	Tampa Bay	4-2	W	30-32-6	66
27	DEC. 11	@	Washington	8-6	L	8-16-3	19	69	MAR. 12		VANCOUVER	3-2	L	30-33-6	66
28	DEC. 12	@	NY Islanders	4-3	W	9-16-3	21	70	MAR. 14		TAMPA BAY	3-1	W	31-33-6	68
29	DEC. 15		NEW JERSEY	4-3	W	10-16-3	23	71	MAR. 16	@	Los Angeles	8-4	L	31-34-6	68
30	DEC. 17	@	Chicago	5-1	L	10-17-3	23	72	MAR. 18	@	Vancouver	5-2	W	32-34-6	70
31	DEC. 19	@	St. Louis	1-0	W	11-17-3	25	73	MAR. 21		CALGARY	4-2	W	33-34-6	72
32	DEC. 21		SAN JOSE	5-4	W	12-17-3	27	74	MAR. 23		TORONTO	5-4	L	33-35-6	72
33	DEC. 23		CALGARY	4-3	L	12-18-3	27	75	MAR. 26		ST. LOUIS	4-2	W	34-35-6	74
34	DEC. 26	@	Minnesota	5-4	L	12-19-3	27	76	MAR. 28		LOS ANGELES	3-3	T	34-35-7	75
35	DEC. 27		MINNESOTA	7-4	W	13-19-3	29	77	MAR. 30	@	Calgary	5-4	W	35-35-7	77
36	DEC. 29		BOSTON	5-4	W	14-19-3	31	78	APR. 1	@	San Jose	9-5	W	36-35-7	79
37	DEC. 31		EDMONTON	3-2	W	15-19-3	33	79	APR. 3	@	Edmonton	6-4	W	37-35-7	81
38	JAN. 2	@	New Jersey	2-2	T	15-19-4	34	80	APR. 6		PHILADELPHIA	4-2	L	37-36-7	81
39	JAN. 3	@	Chicago	4-1	L	15-20-4	34	81	APR. 8		TORONTO	5-3	W	38-36-7	83
40	JAN. 5	@	Calgary	4-2	W	16-20-4	36	82	APR. 11	@	Edmonton	7-5	W	39-36-7	85
41	JAN. 8		LOS ANGELES	6-3	W	17-20-4	38	83	APR. 13		TAMPA BAY	5-3	L	39-37-7	85
42	JAN. 10		PITTSBURGH	3-2	W	18-20-4	40	84	APR. 15		EDMONTON	3-0	W	40-37-7	87

## 24-51-9 (57 points), 6th Central Division

PLAYER	GP	G	A	PTS	PIM	PLAYER	GP	G	A	PTS	PIM
Keith Tkachuk	84	41	40	81	255	#Fredrik Olausson	18	2	5	7	10
Nelson Emerson	83	33	41	74	80	#Sergei Bautin	59	0	7	7	78
Alexei Zhamnov	61	26	45	71	62	*Randy Gilhen	40	3	3	6	34
Darrin Shannon	77	21	37	58	87	*Dave Manson	13	1	4	5	51
Teemu Selanne	51	25	29	54	22	Dave Tomlinson	31	1	3	4	24
Thomas Steen	76	19	32	51	32	Darryl Shannon	20	0	4	4	18
#Boris Mironov	65	7	22	29	96	Arto Blomsten	18	0	2	2	6
#Paul Ysebaert	60	9	18	27	18	Michal Grosek	3	1	0	1	0
Stephane Quintal	81	8	18	26	119	Oleg Mikulchik	4	0	1	1	17
Teppo Numminen	57	5	18	23	28	#Yan Kaminsky	1	0	0	0	0
Tie Domi	81	8	11	19	347	Mark Visheau	1	0	0	0	0
Luciano Borsato	75	5	13	18	28	Andy Brickley	2	0	0	0	0
Igor Ulanov	74	0	17	17	165	Craig Fisher	4	0	0	0	2
Russ Romaniuk	24	4	8	12	6	Kevin McClelland	6	0	0	0	19
Mike Eagles	73	4	8	12	96	Rob Murray	6	0	0	0	2
Kris King	83	4	8	12	205	Harijs Vitolinsh	8	0	0	0	4
*Wayne McBean	31	2	9	11	24	Stephane Beauregard	13	0	0	0	0
Dean Kennedy	76	2	8	10	164	*Tim Cheveldae	14	0	0	0	2
#Stu Barnes	18	5	4	9	8	Bryan Erickson	16	0	0	0	6
John LeBlanc	17	6	2	8	2	Mike O'Neill	17	0	0	0	0
*Dallas Drake	15	3	5	8	12	#Bob Essensa	56	0	0	0	6

GOALTENDER	GP	MIN	GAA	W-L-T	SO	GA	SA	SV%
#Bob Essensa	56	3136	3.85	19-30-6	1	201	1714	.883
*Tim Cheveldae	14	788	3.96	5-8-1	1	52	485	.893
Mike O'Neill	17	738	4.15	0-9-1	0	51	382	.866
Stephane Beauregard	13	418	4.88	0-4-1	0	34	211	.839

\* - Acquired during season # - Relocated during season

#	DATE	H/R	OPPONENT	SCORE	RES	RECORD	PTS	#	DATE	H/R	OPPONENT	SCORE	W-L-T	RECORD	PTS
1	OCT. 6		WASHINGTON	6-4	W	1-0-0	2	43	JAN. 6	@	Boston	5-4	L	15-23-5	35
2	OCT. 9	@	Dallas	3-3	T	1-0-1	3	44	JAN. 8	@	Ottawa	3-2	W	16-23-5	37
3	OCT. 10	@	Chicago	4-3	L	1-1-1	3	45	JAN. 10	@	Montreal	4-2	L	16-24-5	37
4	OCT. 12	@	New Jersey	7-4	L	1-2-1	3	46	JAN. 12		BUFFALO	3-2	W	17-24-5	39
5	OCT. 16		CHICAGO	1-0	W	2-2-1	5	47	JAN. 15		TORONTO	5-1	L	17-25-5	39
6	OCT. 18		EDMONTON	6-3	W	3-2-1	7	48	JAN. 16		TAMPA BAY	3-2	L	17-26-5	39
7	OCT. 21	@	Detroit	6-2	L	3-3-1	7	49	JAN. 19		NEW JERSEY	4-0	L	17-27-5	39
8	OCT. 23	@	Philadelphia	9-6	W	4-3-1	9	50	JAN. 25	@	Los Angeles	4-4	T	17-27-6	40
9	OCT. 26	@	Florida	5-2	W	5-3-1	11	51	JAN. 26	@	Anaheim	3-1	L	17-28-6	40
10	OCT. 27	@	Tampa Bay	4-3	W	6-3-1	13	52	JAN. 29	@	Detroit	7-1	L	17-29-6	40
11	OCT. 29		LOS ANGELES	4-3	L	6-4-1	13	53	FEB. 2		DALLAS	7-3	L	17-30-6	40
12	OCT. 31		CALGARY	4-3	L	6-5-1	13	54	FEB. 4		HARTFORD	2-2	T	17-30-7	41
13	NOV. 3		ST. LOUIS	3-0	L	6-6-1	13	55	FEB. 6	@	Edmonton	5-2	L	17-31-7	41
14	NOV. 5		OTTAWA	7-6	L	6-7-1	13	56	FEB. 8	@	ST. LOUIS	6-5	L	17-32-7	41
15	NOV. 7	@	Dallas	1-1	T	6-7-2	14	57	FEB. 9	@	Dallas	4-2	L	17-33-7	41
16	NOV. 9	@	NY Islanders	5-2	W	7-7-2	16	58	FEB. 11		TORONTO	3-1	L	17-34-7	41
17	NOV. 10	@	NY Rangers	2-1	L	7-8-2	16	59	FEB. 15	@	Pittsburgh	5-3	L	17-35-7	41
18	NOV. 13		DALLAS	3-2	L	7-9-2	16	60	FEB. 18		CHICAGO	7-2	L	17-36-7	41
19	NOV. 15	@	Calgary	7-2	L	7-10-2	16	61	FEB. 20		CALGARY	5-2	L	17-37-7	41
20	NOV. 17		DETROIT	2-1	W	8-10-2	18	62	FEB. 22		FLORIDA	3-2	L	17-38-7	41
21	NOV. 19	@	Buffalo	6-0	L	8-11-2	18	63	FEB. 24	@	Chicago	6-3	L	17-39-7	41
22	NOV. 20	@	Quebec	5-5	T	8-11-3	19	64	FEB. 25		BOSTON	7-6	L	17-40-7	41
23	NOV. 24		ANAHEIM	2-1	L	8-12-3	19	65	FEB. 28		SAN JOSE	3-3	T	17-40-8	42
24	NOV. 26		VANCOUVER	5-3	L	8-13-3	19	66	MAR. 2		DALLAS	4-2	W	18-40-8	44
25	NOV. 28	@	ST. LOUIS	4-3	W	9-13-3	21	67	MAR. 4	@	Ottawa	6-1	W	19-40-8	46
26	NOV. 30	@	Los Angeles	8-6	W	10-13-3	23	68	MAR. 6		PITTSBURGH	5-3	L	19-41-8	46
27	DEC. 1	@	Anaheim	5-2	L	10-14-3	23	69	MAR. 7		NY ISLANDERS	7-2	L	19-42-8	46
28	DEC. 3	@	San Jose	3-3	T	10-14-4	24	70	MAR. 11		VANCOUVER	8-4	L	19-43-8	46
29	DEC. 5		DETROIT	6-4	W	11-14-4	26	71	MAR. 12	@	Toronto	3-1	L	19-44-8	46
30	DEC. 6	@	Detroit	6-2	L	11-15-4	26	72	MAR. 16		ST. LOUIS	4-0	W	20-44-8	48
31	DEC. 8	@	Toronto	5-4	W	12-15-4	28	73	MAR. 19		DETROIT	4-2	W	21-44-8	50
32	DEC. 10		FLORIDA	5-2	L	12-16-4	28	74	MAR. 23		MONTREAL	3-1	W	22-44-8	52
33	DEC. 12		TORONTO	3-3	T	12-16-5	29	75	MAR. 25		SAN JOSE	8-3	L	22-45-8	52
34	DEC. 17	@	Vancouver	6-1	L	12-17-5	29	76	MAR. 27		NY RANGERS	3-1	W	23-45-8	54
35	DEC. 18	@	Calgary	5-4	L	12-18-5	29	77	MAR. 29	@	San Jose	9-4	L	23-46-8	54
36	DEC. 20		ANAHEIM	7-5	L	12-19-5	29	78	APR. 1	@	Vancouver	5-1	L	23-47-8	54
37	DEC. 23		QUEBEC	5-2	W	13-19-5	31	79	APR. 4		PHILADELPHIA	2-2	T	23-47-9	55
38	DEC. 27	@	Edmonton	6-0	L	13-20-5	31	80	APR. 6		EDMONTON	4-3	L	23-48-9	55
39	DEC. 29		CHICAGO	3-2	W	14-20-5	33	81	APR. 9		LOS ANGELES	4-3	W	24-48-9	57
40	DEC. 31		ST. LOUIS	2-1	W	15-20-5	35	82	APR. 10	@	Toronto	7-0	L	24-49-9	57
41	JAN. 2	@	Chicago	5-1	L	15-21-5	35	83	APR. 12	@	Washington	4-3	L	24-50-9	57
42	JAN. 5	@	Hartford	4-0	L	15-22-5	35	84	APR. 14	@	St. Louis	3-1	L	24-51-9	57

## 16-25-7 (39 points), 6th Central Division

PLAYER	GP	G	A	PTS	PIM	PLAYER	GP	G	A	PTS	PIM
Alexei Zhamnov	48	30	35	65	20	Neil Wilkinson	40	1	4	5	75
Keith Tkachuk	48	22	29	51	152	Michal Grosek	24	2	2	4	21
Teemu Selanne	45	22	26	48	2	#Igor Ulanov	19	1	3	4	27
Nelson Emerson	48	14	23	37	26	#Mike Eagles	27	2	1	3	40
Igor Korolev	45	8	22	30	10	Greg Brown	9	0	3	3	17
Dallas Drake	43	8	18	26	30	Rob Murray	10	0	2	2	2
Stephane Quintal	43	6	17	23	78	Oleg Mikulchik	25	0	2	2	12
Teppo Numminen	42	5	16	21	16	Craig Martin	20	0	1	1	19
Dave Manson	44	3	15	18	139	Nikolai Khabibulin	26	0	1	1	4
Thomas Steen	31	5	10	15	14	Tim Cheveldae	30	0	1	1	2
Darryl Shannon	40	5	9	14	48	Tavis Hansen	1	0	0	0	0
Randy Gilhen	44	5	6	11	52	#Arto Blomsten	1	0	0	0	2
*Eddie Olczyk	13	2	8	10	8	John LeBlanc	2	0	0	0	0
*Mike Eastwood	13	3	6	9	4	Luciano Borsato	4	0	0	0	0
Darrin Shannon	19	5	3	8	14	Russ Romaniuk	6	0	0	0	0
#Tie Domi	31	4	4	8	128	Brent Thompson	29	0	0	0	78
Kris King	48	4	2	6	85						

GOALTENDER	GP	MIN	GAA	W-L-T	SO	GA	SA	SV%
Tim Cheveldae	30	1571	3.70	8-16-3	0	97	818	.881
Nikolai Khabibulin	26	1339	3.41	8-9-4	0	76	723	.895

\* - Acquired during season # - Relocated during season

#	DATE	H/R	OPPONENT	SCORE	RES	RECORD	PTS	#	DATE	H/R	OPPONENT	SCORE	RES	RECORD	PTS
1	JAN. 20		CALGARY	3-3	T	0-0-1	1	25	MAR. 14		VANCOUVER	3-3	T	9-12-4	22
2	JAN. 21		ANAHEIM	4-3	L	0-1-1	1	26	MAR. 17	@	Calgary	8-4	L	9-13-4	22
3	JAN. 23		CHICAGO	5-3	W	1-1-1	3	27	MAR. 19		CHICAGO	3-2	L	9-14-4	22
4	JAN. 25	@	San Jose	4-0	L	1-2-1	3	28	MAR. 22	@	Detroit	6-3	L	9-15-4	22
5	JAN. 27	@	Anaheim	3-2	L	1-3-1	3	29	MAR. 24	@	Toronto	3-2	L	9-16-4	22
6	JAN. 28	@	Los Angeles	4-2	L	1-4-1	3	30	MAR. 25		TORONTO	3-3	T	9-16-5	23
7	FEB. 2		ST. LOUIS	5-4	L	1-5-1	3	31	MAR. 28	@	San Jose	6-5	L	9-17-5	23
8	FEB. 4		SAN JOSE	3-3	T	1-5-2	4	32	MAR. 30	@	Anaheim	3-1	L	9-18-5	23
9	FEB. 6	@	Calgary	5-4	W	2-5-2	6	33	APR. 1	@	Los Angeles	7-7	T	9-18-6	24
10	FEB. 8	@	Edmonton	3-3	T	2-5-3	7	34	APR. 5		CHICAGO	4-1	W	10-18-6	26
11	FEB. 9	@	Vancouver	5-1	L	2-6-3	7	35	APR. 7		VANCOUVER	7-4	W	11-18-6	28
12	FEB. 11	@	St. Louis	3-2	W	3-6-3	9	36	APR. 8	@	Toronto	4-3	L	11-19-6	28
13	FEB. 13	@	Dallas	7-4	W	4-6-3	11	37	APR. 11	@	St. Louis	7-5	L	11-20-6	28
14	FEB. 15		DETROIT	5-1	L	4-7-3	11	38	APR. 13		ST. LOUIS	5-2	W	12-20-6	30
15	FEB. 17		ST. LOUIS	4-3	L	4-8-3	11	39	APR. 15		TORONTO	5-1	W	13-20-6	32
16	FEB. 22	@	Vancouver	4-1	W	5-8-3	13	40	APR. 17		EDMONTON	6-5	L	13-21-7	32
17	FEB. 24		ANAHEIM	4-2	W	6-8-3	15	41	APR. 19	@	Detroit	5-5	T	13-21-7	33
18	FEB. 25	@	Toronto	5-2	L	6-9-3	15	42	APR. 21	@	Chicago	2-1	W	14-21-7	35
19	FEB. 28		DALLAS	4-0	L	6-10-3	15	43	APR. 23	@	Dallas	5-2	L	14-22-7	35
20	MAR. 2	@	Detroit	6-1	L	6-11-3	15	44	APR. 25		EDMONTON	5-3	L	14-23-7	35
21	MAR. 4		SAN JOSE	4-2	W	7-11-3	17	45	APR. 27		DETROIT	4-3	W	15-23-7	37
22	MAR. 5		CALGARY	3-2	W	8-11-3	19	46	APR. 29	@	Edmonton	5-1	W	16-23-7	39
23	MAR. 10		DALLAS	4-3	W	9-11-3	21	47	MAY 1	@	Chicago	3-2	L	16-24-7	39
24	MAR. 11		LOS ANGELES	4-2	L	9-12-3	21	48	MAY 2		LOS ANGELES	2-1	L	16-25-7	39



## 36-40-6 (78 points), 5th Central Division

PLAYER	GP	G	A	PTS	PIM	PLAYER	GP	G	A	PTS	PIM
Keith Tkachuk	76	50	48	98	156	Randy Gilhen	22	2	3	5	12
#Teemu Selanne	51	24	48	72	18	*Chad Kilger	29	2	3	5	12
Alexei Zhamnov	58	22	37	59	65	#Neil Wilkinson	21	1	4	5	33
Teppo Numminen	74	11	43	54	22	*Craig Muni	25	1	3	4	37
Igor Korolev	73	22	29	51	42	Iain Fraser	12	1	1	2	4
Eddie Olczyk	51	27	22	49	65	Jason Doig	15	1	1	2	28
Dallas Drake	69	19	20	39	36	Craig Mills	4	0	2	2	0
#Darren Turcotte	59	16	16	32	26	Brent Thompson	10	0	1	1	21
Dave Manson	82	7	23	30	205	#Stewart Malgunas	29	0	1	1	32
*Norm Maciver	39	5	25	30	26	*Tom Draper	1	0	0	0	0
Mike Eastwood	80	14	14	28	20	Rob Murray	1	0	0	0	2
Mike Stapleton	58	10	14	24	37	Scott Langkow	1	0	0	0	0
Darrin Shannon	63	5	18	23	28	#Michal Grosek	1	0	0	0	0
Kris King	81	9	11	20	151	*Dallas Eakins	2	0	0	0	0
*Craig Janney	13	7	13	20	0	#Ravil Gusmanov	4	0	0	0	0
Deron Quint	51	5	13	18	22	*Dominic Roussel	7	0	0	0	2
Shane Doan	74	7	10	17	101	*Denis Chasse	15	0	0	0	12
#Darryl Shannon	48	2	7	9	72	Ed Ronan	17	0	0	0	16
*Oleg Tverdovsky	31	0	8	8	6	#Tim Cheveldae	30	0	0	0	0
Jim McKenzie	73	4	2	6	202	Nikolai Khabibulin	53	0	0	0	12
Jeff Finley	65	1	5	6	81						

GOALTENDER	GP	MIN	GAA	W-L-T	SO	GA	SA	SV%
Scott Langkow	1	6	0.00	0-0-0	0	0	2	1.000
Nikolai Khabibulin	53	2914	3.13	26-20-3	2	152	1656	.908
*Dominic Roussel	7	285	3.37	2-2-0	0	16	134	.881
#Tim Cheveldae	30	1695	3.93	8-18-3	0	111	948	.883
Tom Draper	1	34	5.29	0-0-0	0	3	14	.786

\* - Acquired during season # - Relocated during season

#	DATE	H/R	OPPONENT	SCORE	RES	RECORD	PTS	#	DATE	H/R	OPPONENT	SCORE	RES	RECORD	PTS
1	OCT. 7		DALLAS	7-5	W	1-0-0	2	42	JAN. 10		BUFFALO	4-1	W	19-20-3	41
2	OCT. 9		ANAHEIM	4-3	W	2-0-0	4	43	JAN. 12		HARTFORD	3-2	L	19-21-3	41
3	OCT. 11	@	NY Rangers	6-4	L	2-1-0	4	44	JAN. 14		ANAHEIM	6-4	L	19-22-3	41
4	OCT. 12	@	New Jersey	4-1	L	2-2-0	4	45	JAN. 16	@	Washington	1-1	T	19-22-4	42
5	OCT. 15		DETROIT	5-5	T	2-2-1	5	46	JAN. 17	@	Toronto	4-2	W	20-22-4	44
6	OCT. 17		TAMPA BAY	5-2	W	3-2-1	7	47	JAN. 24		ST. LOUIS	6-5	L	20-23-4	44
7	OCT. 19		SAN JOSE	3-3	T	3-2-2	8	48	JAN. 27	@	Montreal	4-1	L	20-24-4	44
8	OCT. 22	@	Anaheim	6-2	L	3-3-2	8	49	JAN. 29	@	Dallas	2-1	W	21-24-4	46
9	OCT. 25	@	San Jose	6-1	W	4-3-2	10	50	FEB. 1	@	Colorado	6-4	L	21-25-4	46
10	OCT. 27	@	Edmonton	7-5	L	4-4-2	10	51	FEB. 4		VANCOUVER	4-2	L	21-26-4	46
11	OCT. 28	@	Vancouver	4-1	W	5-4-2	12	52	FEB. 8		OTTAWA	6-2	W	22-26-4	48
12	OCT. 30		DETROIT	3-2	W	6-4-2	14	53	FEB. 10	@	Calgary	3-2	W	23-26-4	50
13	NOV. 1		TORONTO	4-2	L	6-5-2	14	54	FEB. 13	@	Vancouver	5-4	L	23-27-4	50
14	NOV. 3		COLORADO	5-2	L	6-6-2	14	55	FEB. 16		PITTSBURGH	1-0	L	23-28-4	50
15	NOV. 5	@	Buffalo	4-3	W	7-6-2	16	56	FEB. 18	@	St. Louis	3-0	L	23-29-4	50
16	NOV. 10	@	St. Louis	3-2	L	7-7-2	16	57	FEB. 21		VANCOUVER	5-3	L	23-30-4	50
17	NOV. 14		CHICAGO	6-5	W	8-7-2	18	58	FEB. 23		CHICAGO	1-0	W	24-30-4	52
18	NOV. 17		NY RANGERS	6-3	W	9-7-2	20	59	FEB. 26		LOS ANGELES	4-3	W	25-30-4	54
19	NOV. 18	@	Toronto	2-1	L	9-8-2	20	60	FEB. 28		TORONTO	4-3	W	26-30-4	56
20	NOV. 21	@	Boston	5-4	L	9-9-2	20	61	MAR. 1	@	Hartford	5-2	W	27-30-4	58
21	NOV. 22	@	Ottawa	3-1	W	10-9-2	22	62	MAR. 3	@	NY Islanders	7-5	W	28-30-4	60
22	NOV. 26		EDMONTON	4-0	W	11-9-2	24	63	MAR. 5	@	Pittsburgh	9-4	L	28-31-4	60
23	NOV. 28		TORONTO	4-3	W	12-9-2	26	64	MAR. 7		FLORIDA	5-3	W	29-31-4	62
24	NOV. 30		ST. LOUIS	4-1	L	12-10-2	26	65	MAR. 9		NY ISLANDERS	4-2	L	29-32-4	62
25	DEC. 2		CHICAGO	2-2	T	12-10-3	27	66	MAR. 10		DETROIT	5-2	L	29-33-4	62
26	DEC. 3		CALGARY	5-2	W	13-10-3	29	67	MAR. 12	@	Detroit	5-2	L	29-34-4	62
27	DEC. 6	@	Los Angeles	6-3	L	13-11-3	29	68	MAR. 13	@	Toronto	3-3	T	29-34-5	63
28	DEC. 7	@	San Jose	5-3	L	13-12-3	29	69	MAR. 16	@	Philadelphia	3-0	L	29-35-5	63
29	DEC. 10		WASHINGTON	6-1	L	13-13-3	29	70	MAR. 20		SAN JOSE	7-1	L	29-36-5	63
30	DEC. 12		MONTREAL	6-5	L	13-14-3	29	71	MAR. 22		PHILADELPHIA	4-1	W	30-36-5	65
31	DEC. 15		EDMONTON	9-4	W	14-14-3	31	72	MAR. 24		COLORADO	5-2	L	30-37-5	65
32	DEC. 17	@	Chicago	3-1	L	14-15-3	31	73	MAR. 26	@	Dallas	8-2	W	31-37-5	67
33	DEC. 19	@	Tampa Bay	6-3	L	14-16-3	31	74	MAR. 27	@	Colorado	3-1	W	32-37-5	69
34	DEC. 21	@	Florida	6-1	L	14-17-3	31	75	MAR. 29	@	Edmonton	3-2	L	32-38-5	69
35	DEC. 23		ST. LOUIS	2-1	W	15-17-3	33	76	MAR. 31	@	Calgary	4-1	W	33-38-5	71
36	DEC. 28	@	Chicago	4-3	L	15-18-3	33	77	APR. 3		DALLAS	3-1	W	34-38-5	73
37	DEC. 29		NEW JERSEY	5-3	W	16-18-3	35	78	APR. 6		CALGARY	4-3	W	35-38-5	75
38	DEC. 31		BOSTON	5-3	L	16-19-3	35	79	APR. 8	@	St. Louis	2-2	T	35-38-6	76
39	JAN. 3	@	Los Angeles	5-4	W	17-19-3	37	80	APR. 10	@	Detroit	5-2	L	35-39-6	76
40	JAN. 5	@	Dallas	5-4	L	17-20-3	37	81	APR. 12		LOS ANGELES	5-3	W	36-39-6	78
41	JAN. 8	@	Detroit	6-4	W	18-20-3	39	82	APR. 14	@	Anaheim	5-2	L	36-40-6	78

## 38-37-7 (83 points), 3rd Central Division

PLAYER	GP	G	A	PTS	PIM	PLAYER	GP	G	A	PTS	PIM
Keith Tkachuk	81	52	34	86	228	Jim McKenzie	65	5	3	8	200
Jeremy Roenick	72	29	40	69	115	Chad Kilger	24	4	3	7	13
Mike Gartner	82	32	31	63	38	*Jayson More	23	1	6	7	37
Oleg Tverdovsky	82	10	45	55	30	Brad McCrimmon	37	1	5	6	18
Craig Janney	77	15	38	53	26	#Mike Eastwood	33	1	3	4	4
Cliff Ronning	69	19	32	51	26	*Gerald Diduck	11	1	2	3	23
Dallas Drake	63	17	19	36	52	Nikolai Khabibulin	72	0	3	3	16
Teppo Numminen	82	2	25	27	28	Jocelyn Lemieux	2	1	0	1	0
Darrin Shannon	82	11	13	24	41	Darcy Wakaluk	16	0	1	1	4
Bob Corkum	80	9	11	20	40	Parris Duffus	1	0	0	0	0
#Dave Manson	66	3	17	20	164	Jason Simon	1	0	0	0	0
Mike Stapleton	55	4	11	15	36	Brent Thompson	1	0	0	0	7
Deron Quint	27	3	11	14	4	Tavis Hansen	1	0	0	0	0
Kris King	81	3	11	14	185	*Pat Jablonski	2	0	0	0	0
Norm Maciver	32	4	9	13	24	Kevin Dahl	2	0	0	0	0
Shane Doan	63	4	8	12	49	Juha Ylonen	2	0	0	0	0
Igor Korolev	41	3	7	10	28	#Dallas Eakins	4	0	0	0	10
Jim Johnson	55	3	7	10	74	Mike Hudson	7	0	0	0	2
Jeff Finley	65	3	7	10	40	*Murray Baron	8	0	0	0	4

GOALTENDER	GP	MIN	GAA	W-L-T	SO	GA	SA	SV%
Nikolai Khabibulin	72	4091	2.83	30-33-6	7	193	2094	.908
Darcy Wakaluk	16	782	2.99	8-3-1	1	39	386	.899
*Pat Jablonski	2	59	2.03	0-1-0	0	2	24	.917
Parris Duffus	1	29	2.07	0-0-0	0	1	8	.875

\* - Acquired during season # - Relocated during season

#	DATE	H/R	OPPONENT	SCORE	RES	RECORD	PTS	#	DATE	H/R	OPPONENT	SCORE	RES	RECORD	PTS
1	OCT. 5	@	Hartford	1-0	L	0-1-0	0	42	JAN. 9		DETROIT	5-4	L	18-20-4	40
2	OCT. 7	@	Boston	5-2	W	1-1-0	2	43	JAN. 10	@	Dallas	4-3	W	19-20-4	42
3	OCT. 10		SAN JOSE	4-1	W	2-1-0	4	44	JAN. 12		BUFFALO	3-2	L	19-21-4	42
4	OCT. 12		ANAHEIM	4-2	W	3-1-0	6	45	JAN. 13	@	San Jose	5-4	L	19-22-4	42
5	OCT. 14		EDMONTON	6-3	L	3-2-0	6	46	JAN. 15		ST. LOUIS	4-1	L	19-23-4	42
6	OCT. 18		PHILADELPHIA	3-1	L	3-3-0	6	47	JAN. 23		ANAHEIM	6-3	W	20-23-4	44
7	OCT. 20		FLORIDA	1-1	T	3-3-1	7	48	JAN. 25		VANCOUVER	4-0	W	21-23-4	46
8	OCT. 22		ST. LOUIS	2-1	L	3-4-1	7	49	JAN. 28	@	Philadelphia	4-1	L	21-24-4	46
9	OCT. 26	@	Toronto	5-2	L	3-5-1	7	50	JAN. 29	@	Detroit	3-0	W	22-24-4	48
10	OCT. 28	@	Montreal	5-4	W	4-5-1	9	51	FEB. 1	@	Pittsburgh	4-1	L	22-25-4	48
11	OCT. 30	@	Edmonton	4-1	L	4-6-1	9	52	FEB. 4		TAMPA BAY	2-0	L	22-26-4	48
12	NOV. 1	@	Calgary	3-2	W	5-6-1	11	53	FEB. 6		CHICAGO	3-2	W	23-26-4	50
13	NOV. 3		MONTREAL	4-4	T	5-6-2	12	54	FEB. 8		DALLAS	5-4	L	23-27-4	50
14	NOV. 6		DALLAS	3-2	L	5-7-2	12	55	FEB. 10	@	St. Louis	4-2	W	24-27-4	52
15	NOV. 8		COLORADO	4-1	L	5-8-2	12	56	FEB. 12	@	Dallas	5-0	W	25-27-4	54
16	NOV. 14		HARTFORD	2-1	L	5-9-2	12	57	FEB. 13		COLORADO	3-2	L	25-28-4	54
17	NOV. 16		TORONTO	3-2	W	6-9-2	14	58	FEB. 15		BOSTON	5-4	W	26-28-4	56
18	NOV. 18		DETROIT	2-2	T	6-9-3	15	59	FEB. 18		LOS ANGELES	6-1	W	27-28-4	58
19	NOV. 20	@	Colorado	6-0	L	6-10-3	15	60	FEB. 22	@	Anaheim	4-2	L	27-29-4	58
20	NOV. 21	@	St. Louis	4-3	L	6-11-3	15	61	FEB. 24		DETROIT	5-3	L	27-30-4	58
21	NOV. 23		NY ISLANDERS	3-3	T	6-11-4	16	62	FEB. 26	@	Calgary	5-2	W	28-30-4	60
22	NOV. 26		NY RANGERS	3-1	L	6-12-4	16	63	FEB. 27	@	Vancouver	6-2	L	28-31-4	60
23	NOV. 28		NEW JERSEY	4-3	W	7-12-4	18	64	MAR. 2		CHICAGO	4-0	L	28-32-4	60
24	NOV. 30		CALGARY	3-1	W	8-12-4	20	65	MAR. 5	@	Florida	3-0	W	29-32-4	62
25	DEC. 3		LOS ANGELES	4-1	L	8-13-4	20	66	MAR. 6	@	Tampa Bay	5-0	W	30-32-4	64
26	DEC. 5	@	St. Louis	3-0	W	9-13-4	22	67	MAR. 8	@	Chicago	2-0	W	31-32-4	66
27	DEC. 7	@	New Jersey	4-3	W	10-13-4	24	68	MAR. 10		OTTAWA	4-1	L	31-33-4	66
28	DEC. 9	@	NY Rangers	5-2	L	10-14-4	24	69	MAR. 12		PITTSBURGH	5-5	T	31-33-5	67
29	DEC. 10	@	NY Islanders	8-2	L	10-15-4	24	70	MAR. 14	@	San Jose	4-1	W	32-33-5	69
30	DEC. 13	@	Ottawa	4-2	W	11-15-4	26	71	MAR. 17		ST. LOUIS	3-2	W	33-33-5	71
31	DEC. 14	@	Toronto	5-3	W	12-15-4	28	72	MAR. 19	@	Dallas	7-2	L	33-34-5	71
32	DEC. 17		WASHINGTON	4-3	W	13-15-4	30	73	MAR. 20	@	Chicago	4-2	W	34-34-5	73
33	DEC. 20		TORONTO	5-2	W	14-15-4	32	74	MAR. 22	@	Toronto	3-0	W	35-34-5	75
34	DEC. 22		CALGARY	7-2	L	14-16-4	32	75	MAR. 27		TORONTO	1-1	T	35-34-6	76
35	DEC. 23	@	Anaheim	2-1	W	15-16-4	34	76	MAR. 29		EDMONTON	3-1	L	35-35-6	76
36	DEC. 26	@	Los Angeles	5-2	L	15-17-4	34	77	APR. 1		SAN JOSE	7-1	W	36-35-6	78
37	DEC. 27		VANCOUVER	7-4	W	16-17-4	36	78	APR. 3	@	Los Angeles	5-4	W	37-35-6	80
38	DEC. 30	@	Detroit	5-3	W	17-17-4	38	79	APR. 6	@	Colorado	2-1	L	37-36-6	80
39	JAN. 2	@	Chicago	4-2	W	18-17-4	40	80	APR. 7		DALLAS	2-2	T	37-36-7	81
40	JAN. 3	@	Washington	3-0	L	18-18-4	40	81	APR. 9	@	Vancouver	6-4	L	37-37-7	81
41	JAN. 5	@	Buffalo	5-1	L	18-19-4	40	82	APR. 11	@	Edmonton	6-2	W	38-37-7	83

## 35-35-12 (82 points), 4th Central Division

PLAYER	GP	G	A	PTS	PIM	PLAYER	GP	G	A	PTS	PIM
Keith Tkachuk	69	40	26	66	147	Norm Maciver	41	2	6	8	38
Jeremy Roenick	79	24	32	56	103	Jim McKenzie	64	3	4	7	146
Cliff Ronning	80	11	44	55	36	*Keith Carney	20	1	6	7	18
Craig Janney	68	10	43	53	12	Michel Petit	32	4	2	6	77
Teppo Numminen	82	11	40	51	30	Jocelyn Lemieux	30	3	3	6	27
Rick Tocchet	68	26	19	45	157	Murray Baron	45	1	5	6	106
Dallas Drake	60	11	29	40	71	Jim Johnson	16	2	1	3	18
Mike Gartner	60	12	15	27	24	*Mark Janssens	7	1	2	3	4
Bob Corkum	76	12	9	21	28	Nikolai Khabibulin	70	0	2	2	22
Oleg Tverdovsky	46	7	12	19	12	Daniel Briere	5	1	0	1	2
Gerald Diduck	78	8	10	18	118	Jason Doig	4	0	1	1	12
Brad Isbister	66	9	8	17	102	Sean Gagnon	5	0	1	1	14
John Slaney	55	3	14	17	24	#Chad Kilger	10	0	1	1	4
Darrin Shannon	58	2	12	14	26	Jeff Christian	1	0	0	0	0
Juha Ylonen	55	1	11	12	10	Brad Tiley	1	0	0	0	0
Shane Doan	33	5	6	11	35	Scott Levins	2	0	0	0	5
Deron Quint	32	4	7	11	16	Scott Langkow	3	0	0	0	0
#Jayson More	41	5	5	10	53	Jimmy Waite	17	0	0	0	2
Mike Stapleton	64	5	5	10	36	*Jim Cummins	20	0	0	0	47

GOALTENDER	GP	MIN	GAA	W-L-T	SO	GA	SA	SV%
Jimmy Waite	17	793	2.12	5-6-1	1	28	322	.913
Nikolai Khabibulin	70	4026	2.74	30-28-10	4	184	1835	.900
Scott Langkow	3	137	4.38	0-1-1	0	10	60	.833

\* - Acquired during season # - Relocated during season

#	DATE	H/R	OPPONENT	SCORE	RES	RECORD	PTS	#	DATE	H/R	OPPONENT	SCORE	RES	RECORD	PTS
1	OCT. 1		CHICAGO	6-2	W	1-0-0	2	42	JAN. 3		NY ISLANDERS	2-1	W	19-16-7	45
2	OCT. 3	@	St. Louis	7-2	L	1-1-0	2	43	JAN. 6	@	Detroit	2-0	L	19-17-7	45
3	OCT. 5	@	Philadelphia	2-1	W	2-1-0	4	44	JAN. 8	@	Boston	5-2	L	19-18-7	45
4	OCT. 8		BOSTON	3-2	L	2-2-0	4	45	JAN. 9	@	Chicago	4-2	W	20-18-7	47
5	OCT. 11	@	Colorado	3-3	T	2-2-1	5	46	JAN. 11		OTTAWA	4-4	T	20-18-8	48
6	OCT. 13		CHICAGO	2-1	W	3-2-1	7	47	JAN. 14		FLORIDA	3-2	W	21-18-8	50
7	OCT. 19		SAN JOSE	5-3	W	4-2-1	9	48	JAN. 20	@	Edmonton	6-2	L	21-19-8	50
8	OCT. 21		ANAHEIM	4-3	L	4-3-1	9	49	JAN. 21	@	Vancouver	6-1	W	22-19-8	52
9	OCT. 23		WASHINGTON	3-3	T	4-3-2	10	50	JAN. 24		EDMONTON	5-2	L	22-20-8	52
10	OCT. 26		BUFFALO	6-1	W	5-3-2	12	51	JAN. 26		VANCOUVER	4-2	W	23-20-8	54
11	OCT. 29	@	Edmonton	3-2	L	5-4-2	12	52	JAN. 28	@	Detroit	4-4	T	23-20-9	55
12	OCT. 30	@	Calgary	4-2	L	5-5-2	12	53	JAN. 30	@	Buffalo	3-3	T	23-20-10	56
13	NOV. 2		CALGARY	3-1	W	6-5-2	14	54	JAN. 31	@	Toronto	5-2	W	24-20-10	58
14	NOV. 5	@	Montreal	4-2	L	6-6-2	14	55	FEB. 3		CHICAGO	4-2	L	24-21-10	58
15	NOV. 6	@	Ottawa	4-1	L	6-7-2	14	56	FEB. 5		PHILADELPHIA	6-2	L	24-22-10	58
16	NOV. 8	@	Toronto	3-0	W	7-7-2	16	57	FEB. 7		NY RANGERS	1-1	T	24-22-11	59
17	NOV. 11		TAMPA BAY	5-2	W	8-7-2	18	58	FEB. 25		COLORADO	4-2	L	24-23-11	59
18	NOV. 13		MONTREAL	5-2	L	8-8-2	18	59	FEB. 26	@	Colorado	3-0	L	24-24-11	59
19	NOV. 15	@	San Jose	3-2	W	9-8-2	20	60	FEB. 28	@	Dallas	4-0	L	24-25-11	59
20	NOV. 17		EDMONTON	6-3	W	10-8-2	22	61	MAR. 2		DETROIT	3-1	L	24-26-11	59
21	NOV. 20	@	Vancouver	4-2	L	10-9-2	22	62	MAR. 6		CAROLINA	5-4	L	24-27-11	59
22	NOV. 22		TORONTO	2-0	W	11-9-2	24	63	MAR. 8	@	Dallas	1-1	T	24-27-12	60
23	NOV. 25		ST. LOUIS	3-2	W	12-9-2	26	64	MAR. 10		LOS ANGELES	4-3	L	24-28-12	60
24	NOV. 27		DALLAS	4-1	L	12-10-2	26	65	MAR. 12		DALLAS	5-4	W	25-28-12	62
25	NOV. 29	@	Dallas	5-2	L	12-11-2	26	66	MAR. 14	@	St. Louis	2-0	W	26-28-12	64
26	DEC. 1	@	Florida	3-2	W	13-11-2	28	67	MAR. 16	@	Washington	2-1	L	26-29-12	64
27	DEC. 3	@	Tampa Bay	2-1	L	13-12-2	28	68	MAR. 19		COLORADO	4-3	L	26-30-12	64
28	DEC. 5	@	Carolina	2-2	T	13-12-3	29	69	MAR. 21	@	Los Angeles	3-2	L	26-31-12	64
29	DEC. 6	@	NY Islanders	4-0	L	13-13-3	29	70	MAR. 22		SAN JOSE	3-1	W	27-31-12	66
30	DEC. 8	@	NY Rangers	3-1	L	13-14-3	29	71	MAR. 24		TORONTO	4-2	W	28-31-12	68
31	DEC. 10	@	Chicago	3-3	T	13-14-4	30	72	MAR. 28		NEW JERSEY	3-0	L	28-32-12	68
32	DEC. 12		PITTSBURGH	2-2	T	13-14-5	31	73	APR. 1	@	Anaheim	5-1	W	29-32-12	70
33	DEC. 14		DETROIT	3-3	T	13-14-6	32	74	APR. 3		ANAHEIM	6-3	W	30-32-12	72
34	DEC. 17		VANCOUVER	5-1	L	13-15-6	32	75	APR. 5	@	New Jersey	3-2	L	30-33-12	72
35	DEC. 19	@	Anaheim	6-2	W	14-15-6	34	76	APR. 7	@	Pittsburgh	2-1	W	31-33-12	74
36	DEC. 20		TORONTO	3-2	L	14-16-6	34	77	APR. 9	@	Detroit	5-1	L	31-34-12	74
37	DEC. 23		CALGARY	2-2	T	14-16-7	35	78	APR. 11	@	St. Louis	4-3	W	32-34-12	76
38	DEC. 26	@	San Jose	4-0	W	15-16-7	37	79	APR. 12	@	Chicago	2-1	W	33-34-12	78
39	DEC. 27	@	Los Angeles	4-2	W	16-16-7	39	80	APR. 14		DETROIT	2-1	W	34-34-12	80
40	DEC. 29	@	Calgary	5-3	W	17-16-7	41	81	APR. 16		DALLAS	3-2	W	35-34-12	82
41	JAN. 1		LOS ANGELES	4-0	W	18-16-7	43	82	APR. 18		ST. LOUIS	5-4	L	35-35-12	82

## 39-31-12 (90 points), 2nd Pacific Division

PLAYER	GP	G	A	PTS	PIM	PLAYER	GP	G	A	PTS	PIM
Jeremy Roenick	78	24	48	72	130	Trevor Letowski	14	2	2	4	2
Keith Tkachuk	68	36	32	68	151	Tavis Hansen	20	2	1	3	12
Rick Tocchet	81	26	30	56	147	Rob Murray	13	1	2	3	4
Greg Adams	75	19	24	43	26	*Stephen Leach	22	1	1	2	37
Teppo Numminen	82	10	30	40	30	Gerald Diduck	44	0	2	2	72
Dallas Drake	53	9	22	31	65	#Jason Doig	9	0	1	1	10
Jyrki Lumme	60	7	21	28	34	*Jamie Huscroft	11	0	1	1	27
Oleg Tverdovsky	82	7	18	25	32	*Stan Neckar	11	0	1	1	10
Juha Ylonen	59	6	17	23	20	Andrei Vasilyev	1	0	0	0	0
Daniel Briere	64	8	14	22	30	#J.F. Jomphe	1	0	0	0	2
Shane Doan	79	6	16	22	54	Scott Langkow	1	0	0	0	0
Bob Corkum	77	9	10	19	17	Joe Dziedzic	2	0	0	0	0
Mike Stapleton	76	9	9	18	34	Sean Gagnon	2	0	0	0	7
Keith Carney	82	2	14	16	62	Robert Esche	3	0	0	0	0
*Robert Reichel	13	7	6	13	4	*Mikhail Shtalenkov	4	0	0	0	0
Deron Quint	60	5	8	13	20	*Brian Noonan	7	0	0	0	0
#Brad Isbister	32	4	4	8	46	Brad Tiley	8	0	0	0	0
Jim Cummins	55	1	7	8	190	#Bryan Helmer	11	0	0	0	23
*Cliff Ronning	7	2	5	7	2	Louie DeBrusk	15	0	0	0	34
*J.J. Daigneault	35	0	7	7	32	Jimmy Waite	16	0	0	0	2
Mike Sullivan	63	2	4	6	24	Nikolai Khabibulin	63	0	0	0	8
GOALTENDER	GP	MIN	GAA	W-L-T	SO	GA	SA	SV%			
Nikolai Khabibulin	63	3657	2.13	32-23-7	8	130	1681	.923			
*Mikhail Shtalenkov	4	243	2.22	1-2-1	0	9	104	.913			
Jimmy Waite	16	898	2.74	6-5-4	1	41	390	.895			
Robert Esche	3	130	3.23	0-1-0	0	7	50	.860			
Scott Langkow	1	35	5.14	0-0-0	0	3	17	.824			

\* - Acquired during season # - Relocated during season

#	DATE	H/R	OPPONENT	SCORE	RES	RECORD	PTS	#	DATE	H/R	OPPONENT	SCORE	RES	RECORD	PTS
1	OCT. 11		OTTAWA	4-1	L	0-1-0	0	42	JAN. 21		ANAHEIM	3-3	T	24-11-7	55
2	OCT. 15		COLORADO	5-2	W	1-1-0	2	43	JAN. 26	@	Buffalo	1-1	T	24-11-8	56
3	OCT. 19		BOSTON	3-1	W	2-1-0	4	44	JAN. 28	@	Philadelphia	4-2	L	24-12-8	56
4	OCT. 22	@	Dallas	2-1	L	2-2-0	4	45	JAN. 29	@	NY Islanders	4-4	T	24-12-9	57
5	OCT. 25	@	Anaheim	2-2	T	2-2-1	5	46	JAN. 31	@	Nashville	5-1	W	25-12-9	59
6	OCT. 26	@	Colorado	5-1	W	3-2-1	7	47	FEB. 2		CALGARY	2-2	T	25-12-10	60
7	OCT. 28	@	San Jose	4-2	W	4-2-1	9	48	FEB. 4		SAN JOSE	3-1	W	26-12-10	62
8	NOV. 1	@	Los Angeles	3-0	W	5-2-1	11	49	FEB. 6		CHICAGO	3-0	W	27-12-10	64
9	NOV. 6		DETROIT	3-1	W	6-2-1	13	50	FEB. 8		SAN JOSE	3-0	L	27-13-10	64
10	NOV. 10		COLORADO	1-1	T	6-2-2	14	51	FEB. 10		LOS ANGELES	3-0	W	28-13-10	66
11	NOV. 11	@	Dallas	2-0	W	7-2-2	16	52	FEB. 13	@	Colorado	4-1	W	29-13-10	68
12	NOV. 14		TAMPA BAY	4-1	W	8-2-2	18	53	FEB. 14		ANAHEIM	5-1	L	29-14-10	68
13	NOV. 18		VANCOUVER	4-2	W	9-2-2	20	54	FEB. 16		PHILADELPHIA	4-1	L	29-15-10	68
14	NOV. 20	@	San Jose	2-1	W	10-2-2	22	55	FEB. 19	@	Tampa Bay	4-2	L	29-16-10	68
15	NOV. 21		EDMONTON	3-2	W	11-2-2	24	56	FEB. 20	@	Florida	7-1	L	29-17-10	68
16	NOV. 24		CHICAGO	3-2	W	12-2-2	26	57	FEB. 22	@	Pittsburgh	4-1	L	29-18-10	68
17	NOV. 26		NEW JERSEY	3-2	W	13-2-2	28	58	FEB. 24	@	Washington	2-1	W	30-18-10	70
18	NOV. 28	@	Los Angeles	4-0	W	14-2-2	30	59	FEB. 26	@	NY Rangers	3-0	L	30-19-10	70
19	DEC. 2	@	Edmonton	4-3	L	14-3-2	30	60	FEB. 28	@	New Jersey	4-1	L	30-20-10	70
20	DEC. 5	@	Calgary	3-2	W	15-3-2	32	61	MAR. 2	@	Boston	3-2	L	30-21-10	70
21	DEC. 6	@	Vancouver	3-3	T	15-3-3	33	62	MAR. 5		DETROIT	7-2	L	30-22-10	70
22	DEC. 9		MONTREAL	4-2	W	16-3-3	35	63	MAR. 7		NASHVILLE	4-3	W	31-22-10	72
23	DEC. 12	@	Ottawa	2-0	W	17-3-3	37	64	MAR. 9	@	San Jose	4-2	L	31-23-10	72
24	DEC. 14	@	Montreal	2-2	T	17-3-4	38	65	MAR. 11		VANCOUVER	3-0	L	31-24-10	72
25	DEC. 16	@	Tampa Bay	5-2	L	17-4-4	38	66	MAR. 13		ANAHEIM	1-0	W	32-24-10	74
26	DEC. 17	@	St. Louis	3-2	L	17-5-4	38	67	MAR. 15		CAROLINA	5-5	T	32-24-11	75
27	DEC. 20		NY ISLANDERS	4-2	W	18-5-4	40	68	MAR. 17	@	Detroit	4-3	W	33-24-11	77
28	DEC. 22	@	Detroit	6-2	W	19-5-4	42	69	MAR. 18	@	St. Louis	2-2	T	33-24-12	78
29	DEC. 23	@	Chicago	4-3	L	19-6-4	42	70	MAR. 21		LOS ANGELES	4-1	W	34-24-12	80
30	DEC. 26	@	Los Angeles	2-1	W	20-6-4	44	71	MAR. 23		DALLAS	3-2	L	34-25-12	80
31	DEC. 28		LOS ANGELES	4-2	L	20-7-4	44	72	MAR. 25		WASHINGTON	4-2	W	35-25-12	82
32	DEC. 30		NY RANGERS	3-1	W	21-7-4	46	73	MAR. 27		CALGARY	2-1	W	36-25-12	84
33	JAN. 1		DALLAS	2-1	L	21-8-4	46	74	MAR. 29	@	Vancouver	1-0	L	36-26-12	84
34	JAN. 5		FLORIDA	2-2	T	21-8-5	47	75	MAR. 30	@	Edmonton	7-4	W	37-26-12	86
35	JAN. 7		EDMONTON	7-1	L	21-9-5	47	76	APR. 1	@	Calgary	4-1	W	38-26-12	88
36	JAN. 8	@	Anaheim	4-1	L	21-10-5	47	77	APR. 6		SAN JOSE	1-0	L	38-27-12	88
37	JAN. 11		BUFFALO	1-0	W	22-10-5	49	78	APR. 9		NASHVILLE	4-3	L	38-28-12	88
38	JAN. 13		PITTSBURGH	5-3	W	23-10-5	51	79	APR. 11	@	Anaheim	3-0	L	38-29-12	88
39	JAN. 15	@	Nashville	2-0	L	23-11-5	51	80	APR. 14	@	Dallas	4-2	L	38-30-12	88
40	JAN. 17	@	Chicago	1-1	T	23-11-6	52	81	APR. 15		ST. LOUIS	6-4	L	38-31-12	88
41	JAN. 19		ST. LOUIS	4-2	W	24-11-6	54	82	APR. 17		DALLAS	2-0	W	39-31-12	90

## 39-31-8-4 (90 points), 3rd Pacific Division

PLAYER	GP	G	A	PTS	PIM
Jeremy Roenick	75	34	44	78	102
Shane Doan	81	26	25	51	66
Travis Green	78	25	21	46	45
Greg Adams	69	19	27	46	14
Dallas Drake	79	15	30	45	62
Keith Tkachuk	50	22	21	43	82
Teppo Numminen	79	8	34	42	16
Jyrki Lumme	74	8	32	40	44
Trevor Letowski	82	19	20	39	20
#Rick Tocchet	64	12	17	29	67
Juha Ylonen	76	6	23	29	12
Mika Alatalo	82	10	17	27	36
Keith Carney	82	4	20	24	87
Mike Sullivan	79	5	10	15	10
Benoit Hogue	27	3	10	13	10
#Deron Quint	50	3	7	10	22
Stan Neckar	66	2	8	10	36

PLAYER	GP	G	A	PTS	PIM
*Lyle Odelein	16	1	7	8	19
Louie DeBrusk	61	4	3	7	78
#Todd Gill	41	1	6	7	30
J.J. Daigneault	53	1	6	7	22
*Mikael Renberg	10	2	4	6	2
Radoslav Suchy	60	0	6	6	16
#Mikhail Shtalenkov	15	0	3	3	2
Daniel Briere	13	1	1	2	0
David Oliver	9	1	0	1	2
Jean-Guy Trudel	1	0	0	0	0
Wyatt Smith	2	0	0	0	0
Kevin Sawyer	3	0	0	0	12
Tavis Hansen	5	0	0	0	0
Robert Esche	8	0	0	0	4
*Chris Joseph	9	0	0	0	0
Bob Essensa	30	0	0	0	0
*Sean Burke	35	0	0	0	10

GOALTENDER	GP	MIN	GAA	W-L-T	SO	GA	SA	SV%
#Mikhail Shtalenkov	15	904	2.39	7-6-2	2	36	370	.903
*Sean Burke	35	2074	2.55	17-14-3	3	88	1022	.914
Bob Essensa	30	1573	2.78	13-10-3	1	73	719	.898
Robert Esche	8	408	3.38	2-5-0	0	23	215	.893

\* - Acquired during season # - Relocated during season

#	DATE	H/R	OPPONENT	SCORE	RES	RECORD	PTS	#	DATE	H/R	OPPONENT	SCORE	RES	RECORD	PTS
1	OCT. 2	@	St. Louis	2-1	W	1-0-0-0	2	42	JAN. 10	@	NY Islanders	2-2	T	22-15-5-0	49
2	OCT. 5		ANAHEIM	4-0	W	2-0-0-0	4	43	JAN. 12		PITTSBURGH	3-1	W	23-15-5-0	51
3	OCT. 8	@	Chicago	3-3	T	2-0-1-0	5	44	JAN. 15		ANAHEIM	4-2	W	24-15-5-0	53
4	OCT. 10	@	NY Rangers	4-2	L	2-1-1-0	5	45	JAN. 17	@	Colorado	2-0	L	24-16-5-0	53
5	OCT. 11	@	Buffalo	2-2	T	2-1-2-0	6	46	JAN. 18	@	Nashville	4-4	T	24-16-6-0	54
6	OCT. 14		OTTAWA	4-3	W	3-1-2-0	8	47	JAN. 20		BUFFALO	2-1	W	25-16-6-0	56
7	OCT. 16		BOSTON	2-1	W	4-1-2-0	10	48	JAN. 23		SAN JOSE	3-2	W	26-16-6-0	58
8	OCT. 22	@	Los Angeles	6-3	W	5-1-2-0	12	49	JAN. 27	@	Carolina	4-2	W	27-16-6-0	60
9	OCT. 23		WASHINGTON	2-2	T	5-1-3-0	13	50	JAN. 28	@	Washington	3-2	OL	27-16-6-1	61
10	OCT. 26	@	Edmonton	3-1	L	5-2-3-0	13	51	JAN. 31		DETROIT	5-3	W	28-16-6-1	63
11	OCT. 28	@	Vancouver	4-1	W	6-2-3-0	15	52	FEB. 1	@	San Jose	1-0	W	29-16-6-1	65
12	OCT. 30	@	Colorado	5-3	W	7-2-3-0	17	53	FEB. 3		DALLAS	2-0	L	29-17-6-1	65
13	OCT. 31	@	Anaheim	3-0	W	8-2-3-0	19	54	FEB. 9		LOS ANGELES	5-2	L	29-18-6-1	65
14	NOV. 3	@	San Jose	6-3	L	8-3-3-0	19	55	FEB. 12		CALGARY	4-3	W	30-18-6-1	67
15	NOV. 5		DALLAS	6-4	L	8-4-3-0	19	56	FEB. 14		DETROIT	3-1	L	30-19-6-1	67
16	NOV. 10		EDMONTON	5-4	W	9-4-3-0	21	57	FEB. 18	@	Dallas	4-3	W	31-19-6-1	69
17	NOV. 12		VANCOUVER	3-2	L	9-5-3-0	21	58	FEB. 20		ATLANTA	4-2	W	32-19-6-1	71
18	NOV. 14		LOS ANGELES	3-2	L	9-6-3-0	21	59	FEB. 22	@	Montreal	1-0	L	32-20-6-1	71
19	NOV. 16		CALGARY	2-1	W	10-6-3-0	23	60	FEB. 23	@	Toronto	5-3	L	32-21-6-1	71
20	NOV. 18	@	Los Angeles	3-2	W	11-6-3-0	25	61	FEB. 25	@	Calgary	3-3	T	32-21-7-1	72
21	NOV. 20		CHICAGO	3-1	W	12-6-3-0	27	62	FEB. 27	@	Vancouver	2-1	L	32-22-7-1	72
22	NOV. 25		NEW JERSEY	4-2	W	13-6-3-0	29	63	MAR. 1		CAROLINA	7-5	W	33-22-7-1	74
23	NOV. 26		COLORADO	7-0	W	14-6-3-0	31	64	MAR. 3		DALLAS	4-1	L	33-23-7-1	74
24	NOV. 28	@	Detroit	4-3	W	15-6-3-0	33	65	MAR. 5	@	Chicago	7-3	L	33-24-7-1	74
25	NOV. 30	@	Nashville	6-3	W	16-6-3-0	35	66	MAR. 7	@	St. Louis	4-0	L	33-25-7-1	74
26	DEC. 2		TAMPA BAY	3-1	W	17-6-3-0	37	67	MAR. 9		NY ISLANDERS	5-0	W	34-25-7-1	76
27	DEC. 4		ANAHEIM	2-1	L	17-7-3-0	37	68	MAR. 11		VANCOUVER	5-0	W	35-25-7-1	78
28	DEC. 6	@	Dallas	3-2	W	18-7-3-0	39	69	MAR. 13		PHILADELPHIA	4-1	L	35-26-7-1	78
29	DEC. 8		FLORIDA	6-1	L	18-8-3-0	39	70	MAR. 15		ST. LOUIS	5-3	L	35-27-7-1	78
30	DEC. 11	@	Pittsburgh	4-2	L	18-9-3-0	39	71	MAR. 17		NASHVILLE	4-3	OL	35-27-7-2	79
31	DEC. 13	@	Boston	2-0	L	18-10-3-0	39	72	MAR. 21		CHICAGO	3-0	L	35-28-7-2	79
32	DEC. 16	@	Philadelphia	5-3	L	18-11-3-0	39	73	MAR. 23		COLORADO	4-2	L	35-29-7-2	79
33	DEC. 19		SAN JOSE	4-3	W	19-11-3-0	41	74	MAR. 24	@	San Jose	5-1	L	35-30-7-2	79
34	DEC. 21		ST. LOUIS	6-0	L	19-12-3-0	41	75	MAR. 26	@	Anaheim	4-3	OL	35-30-7-3	80
35	DEC. 22	@	Anaheim	8-2	W	20-12-3-0	43	76	MAR. 29	@	Atlanta	3-2	W	36-30-7-3	82
36	DEC. 26	@	Los Angeles	3-2	W	21-12-3-0	45	77	MAR. 31	@	Calgary	3-1	W	37-30-7-3	84
37	DEC. 28		NY RANGERS	2-2	T	21-12-4-0	46	78	APR. 1	@	Edmonton	4-3	OL	37-30-7-4	85
38	JAN. 1		EDMONTON	5-4	L	21-13-4-0	46	79	APR. 3		LOS ANGELES	2-1	W	38-30-7-4	87
39	JAN. 4	@	Detroit	5-2	W	22-13-4-0	48	80	APR. 5		NASHVILLE	3-2	W	39-30-7-4	89
40	JAN. 6	@	Ottawa	5-2	L	22-14-4-0	48	81	APR. 7		SAN JOSE	3-1	L	39-31-7-4	89
41	JAN. 8	@	New Jersey	4-3	L	22-15-4-0	48	82	APR. 9	@	Dallas	2-2	T	39-31-8-4	90

\*Records for '99-00 are "adjusted" to reflect overtime losses instead of regulation ties.



## 35-27-17-3 (90 points), 4th Pacific Division

PLAYER	GP	G	A	PTS	PIM	PLAYER	GP	G	A	PTS	PIM
Jeremy Roenick	80	30	46	76	114	Radoslav Suchy	72	0	10	10	22
#Keith Tkachuk	64	29	42	71	108	Mike Sullivan	72	5	4	9	16
Shane Doan	76	26	37	63	89	*Michal Handzus	10	4	4	8	21
Joé Juneau	69	10	23	33	28	*Mike Johnson	12	2	3	5	4
Landon Wilson	70	18	13	31	92	#Stan Neckar	53	2	2	4	63
Teppo Numminen	72	5	26	31	36	*Paul Mara	16	0	4	4	14
Travis Green	69	13	15	28	63	Joel Bouchard	32	1	2	3	22
Claude Lemieux	46	10	16	26	58	Robert Esche	25	0	3	3	2
Brad May	62	11	14	25	107	#Chris Joseph	24	1	1	2	16
Jyrki Lumme	58	4	21	25	44	*Ladislav Nagy	6	0	1	1	2
Juha Ylonen	69	9	14	23	38	*Todd Simpson	13	0	1	1	12
Trevor Letowski	77	7	15	22	32	Sean Burke	62	0	1	1	16
Mika Alatalo	70	7	12	19	22	Brad Ralph	1	0	0	0	0
Ossi Vaananen	81	4	12	16	90	David Cullen	2	0	0	0	0
Keith Carney	82	2	14	16	86	Tavis Hansen	7	0	0	0	4
Daniel Briere	30	11	4	15	12	Louie DeBrusk	39	0	0	0	79
Wyatt Smith	42	3	7	10	13						

GOALTENDER	GP	MIN	GAA	W-L-T	SO	GA	SA	SV%
Sean Burke	62	3644	2.27	25-22-13	4	138	1766	.922
Robert Esche	25	1350	3.02	10-8-4	2	68	657	.896

\* - Acquired during season # - Relocated during season

#	DATE	H/R	OPPONENT	SCORE	RES	RECORD	PTS	#	DATE	H/R	OPPONENT	SCORE	RES	RECORD	PTS
1	OCT. 5		ST. LOUIS	4-1	W	1-0-0-0	2	42	JAN. 12	@	Toronto	3-2	L	18-12-11-1	48
2	OCT. 7		MINNESOTA	4-1	W	2-0-0-0	4	43	JAN. 13	@	Montreal	5-2	L	18-13-11-1	48
3	OCT. 12	@	San Jose	2-1	L	2-1-0-0	4	44	JAN. 15		ST. LOUIS	3-1	W	19-13-11-1	50
4	OCT. 14		PHILADELPHIA	6-3	W	3-1-0-0	6	45	JAN. 17		PITTSBURGH	5-4	W	20-13-11-1	52
5	OCT. 15	@	Los Angeles	6-5	W	4-1-0-0	8	46	JAN. 19	@	Anaheim	4-3	W	21-13-11-1	54
6	OCT. 18		FLORIDA	2-1	W	5-1-0-0	10	47	JAN. 21		DALLAS	5-2	W	22-13-11-1	56
7	OCT. 21	@	Vancouver	3-2	W	6-1-0-0	12	48	JAN. 23	@	Calgary	4-2	W	23-13-11-1	58
8	OCT. 22	@	Edmonton	3-3	T	6-1-1-0	13	49	JAN. 24	@	Vancouver	6-2	L	23-14-11-1	58
9	OCT. 24	@	Calgary	2-2	T	6-1-2-0	14	50	JAN. 26	@	Edmonton	1-1	T	23-14-12-1	59
10	OCT. 27	@	Dallas	4-2	W	7-1-2-0	16	51	JAN. 29		NASHVILLE	5-2	L	23-15-12-1	59
11	OCT. 28		LOS ANGELES	3-1	W	8-1-2-0	18	52	FEB. 1		ANAHEIM	4-2	L	23-16-12-1	59
12	OCT. 30	@	Colorado	4-0	W	9-1-2-0	20	53	FEB. 7		CAROLINA	2-1	OL	23-16-12-2	60
13	NOV. 1	@	Anaheim	1-1	T	9-1-3-0	21	54	FEB. 9		EDMONTON	2-0	W	24-16-12-2	62
14	NOV. 3		DALLAS	2-2	T	9-1-4-0	22	55	FEB. 11		CHICAGO	3-2	W	25-16-12-2	64
15	NOV. 7	@	Los Angeles	3-3	T	9-1-5-0	23	56	FEB. 13	@	Tampa Bay	5-2	W	26-16-12-2	66
16	NOV. 8		DETROIT	4-2	L	9-2-5-0	23	57	FEB. 14	@	Florida	4-3	L	26-17-12-2	66
17	NOV. 11	@	Columbus	2-1	L	9-3-5-0	23	58	FEB. 16	@	Carolina	2-0	W	27-17-12-2	68
18	NOV. 12	@	NY Rangers	2-0	W	10-3-5-0	25	59	FEB. 18		CALGARY	4-1	L	27-18-12-2	68
19	NOV. 14	@	Washington	2-2	T	10-3-6-0	26	60	FEB. 21		COLUMBUS	3-2	W	28-18-12-2	70
20	NOV. 16		COLORADO	6-3	W	11-3-6-0	28	61	FEB. 23	@	Buffalo	7-3	W	29-18-12-2	72
21	NOV. 18		ANAHEIM	6-2	L	11-4-6-0	28	62	FEB. 25	@	Detroit	6-3	L	29-19-12-2	72
22	NOV. 21		CHICAGO	4-1	L	11-5-6-0	28	63	FEB. 27	@	Boston	7-4	L	29-20-12-2	72
23	NOV. 25	@	St. Louis	5-1	L	11-6-6-0	28	64	FEB. 28	@	Columbus	5-2	L	29-21-12-2	72
24	NOV. 26	@	Philadelphia	2-1	W	12-6-6-0	30	65	MAR. 2		DETROIT	2-2	T	29-21-13-2	73
25	NOV. 29	@	Colorado	2-1	L	12-7-6-0	30	66	MAR. 4		COLORADO	5-0	L	29-22-13-2	73
26	NOV. 30		MINNESOTA	2-0	W	13-7-6-0	32	67	MAR. 6		NASHVILLE	5-1	W	30-22-13-2	75
27	DEC. 2		DALLAS	5-2	L	13-8-6-0	32	68	MAR. 8		VANCOUVER	3-2	W	31-22-13-2	77
28	DEC. 6		VANCOUVER	1-1	T	13-8-7-0	33	69	MAR. 10		MONTREAL	3-3	T	31-22-14-2	78
29	DEC. 10		COLUMBUS	1-1	T	13-8-8-0	34	70	MAR. 14		NEW JERSEY	3-2	L	31-23-14-2	78
30	DEC. 14		TAMPA BAY	3-2	W	14-8-8-0	36	71	MAR. 16	@	Dallas	1-1	T	31-23-15-2	79
31	DEC. 16		SAN JOSE	2-1	OL	14-8-8-1	37	72	MAR. 17	@	Nashville	4-1	L	31-24-15-2	79
32	DEC. 20		CALGARY	4-2	W	15-8-8-1	39	73	MAR. 19	@	Los Angeles	6-2	L	31-25-15-2	79
33	DEC. 22		ATLANTA	5-1	W	16-8-8-1	41	74	MAR. 21		OTTAWA	5-2	L	31-26-15-2	79
34	DEC. 27	@	Chicago	1-1	T	16-8-9-1	42	75	MAR. 24		EDMONTON	7-4	W	32-26-15-2	81
35	DEC. 29	@	Minnesota	2-2	T	16-8-10-1	43	76	MAR. 25		NY ISLANDERS	2-2	T	32-26-16-2	82
36	DEC. 30	@	St. Louis	2-1	L	16-9-10-1	43	77	MAR. 28	@	Minnesota	2-0	W	33-26-16-2	84
37	JAN. 1		SAN JOSE	3-2	L	16-10-10-1	43	78	MAR. 29	@	Nashville	4-3	OL	33-26-16-3	85
38	JAN. 4		NY RANGERS	3-1	W	17-10-10-1	45	79	MAR. 31		SAN JOSE	3-1	W	34-26-16-3	87
39	JAN. 6	@	NY Islanders	2-1	W	18-10-10-1	47	80	APR. 3		LOS ANGELES	2-2	T	34-26-17-3	88
40	JAN. 9	@	Detroit	2-2	T	18-10-11-1	48	81	APR. 5	@	San Jose	3-0	L	34-27-17-3	88
41	JAN. 10	@	New Jersey	5-1	L	18-11-11-1	48	82	APR. 6	@	Anaheim	5-2	W	35-27-17-3	90



## 40-27-9-6 (95 points), 2nd Pacific Division

PLAYER	GP	G	A	PTS	PIM	PLAYER	GP	G	A	PTS	PIM
Daymond Langkow	80	27	35	62	36	#Trevor Letowski	33	2	6	8	4
Daniel Briere	78	32	28	60	52	Branko Radivojevic	18	4	2	6	4
Shane Doan	81	20	29	49	61	*Drake Berehowsky	32	1	4	5	42
Teppo Numminen	76	13	35	48	20	Mike Sullivan	42	1	2	3	16
Michal Handzus	79	15	30	45	34	#Todd Warriner	18	0	3	3	8
Ladislav Nagy	74	23	19	42	50	*Denis Pederson	19	1	1	2	20
Claude Lemieux	82	16	25	41	70	Jason Jaspers	4	0	1	1	4
Danny Markov	72	6	30	36	67	Sean Burke	60	0	1	1	14
Mike Johnson	57	5	22	27	28	*Darcy Hordichuk	1	0	0	0	14
Paul Mara	75	7	17	24	58	#Kirill Safronov	1	0	0	0	0
Krystofer Kolanos	57	11	11	22	48	Jean-Guy Trudel	3	0	0	0	2
Brad May	72	10	12	22	95	Patrick DesRochers	5	0	0	0	2
Landon Wilson	47	7	12	19	46	Martin Grenier	5	0	0	0	5
Radoslav Suchy	81	4	13	17	10	*Sebastien Bordeleau	6	0	0	0	2
#Sergei Berezin	41	7	9	16	4	#Tyler Bouck	7	0	0	0	4
Todd Simpson	67	2	13	15	152	Dan Focht	8	0	0	0	11
Ossi Vaananen	76	2	12	14	74	Wyatt Smith	10	0	0	0	0
*Brian Savage	30	6	6	12	8	#David Cullen	14	0	0	0	6
*Andrei Nazarov	30	6	3	9	51	Robert Esche	22	0	0	0	16

GOALTENDER	GP	MIN	GAA	W-L-T	SO	GA	SA	SV%
Sean Burke	60	3587	2.29	33-21-6	5	137	1711	.920
Robert Esche	22	1145	2.72	6-10-2	1	52	533	.902
Patrick DesRochers	5	243	3.70	1-2-1	0	15	99	.848

\* - Acquired during season # - Relocated during season

#	DATE	H/R	OPPONENT	SCORE	RES	RECORD	PTS	#	DATE	H/R	OPPONENT	SCORE	RES	RECORD	PTS
1	OCT. 4	@	Los Angeles	2-2	T	0-0-1-0	1	42	JAN. 4	@	San Jose	5-3	L	18-15-6-3	45
2	OCT. 6	@	Edmonton	6-2	L	0-1-1-0	1	43	JAN. 6		TAMPA BAY	3-0	L	18-16-6-3	45
3	OCT. 8	@	Calgary	2-1	W	1-1-1-0	3	44	JAN. 9		SAN JOSE	6-5	L	18-17-6-3	45
4	OCT. 11	@	Chicago	3-0	L	1-2-1-0	3	45	JAN. 15		DETROIT	2-2	T	18-17-7-3	46
5	OCT. 13		WASHINGTON	5-2	W	2-2-1-0	5	46	JAN. 17	@	Colorado	3-2	OL	18-17-7-4	47
6	OCT. 16		BOSTON	1-1	T	2-2-2-0	6	47	JAN. 19		BUFFALO	3-1	L	18-18-7-4	47
7	OCT. 18	@	Dallas	3-1	L	2-3-2-0	6	48	JAN. 21	@	Nashville	1-0	W	19-18-7-4	49
8	OCT. 20		VANCOUVER	5-2	W	3-3-2-0	8	49	JAN. 23	@	Chicago	4-1	W	20-18-7-4	51
9	OCT. 24		ANAHEIM	3-2	OL	3-3-2-1	9	50	JAN. 25	@	Detroit	4-1	L	20-19-7-4	51
10	OCT. 27		COLORADO	1-0	W	4-3-2-1	11	51	JAN. 26	@	Columbus	3-2	W	21-19-7-4	53
11	OCT. 30	@	Buffalo	3-2	W	5-3-2-1	13	52	JAN. 28	@	Atlanta	4-2	W	22-19-7-4	55
12	NOV. 1	@	New Jersey	5-2	L	5-4-2-1	13	53	JAN. 30	@	Florida	3-1	W	23-19-7-4	57
13	NOV. 2	@	Washington	2-2	T	5-4-3-1	14	54	FEB. 4	@	Vancouver	4-2	L	23-20-7-4	57
14	NOV. 4	@	Carolina	1-0	OL	5-4-3-2	15	55	FEB. 6		CHICAGO	5-2	L	23-21-7-4	57
15	NOV. 7		DETROIT	3-1	L	5-5-3-2	15	56	FEB. 8		LOS ANGELES	6-5	W	24-21-7-4	59
16	NOV. 9	@	Dallas	5-1	W	6-5-3-2	17	57	FEB. 10		EDMONTON	4-3	L	24-22-7-4	59
17	NOV. 10	@	St. Louis	4-1	L	6-6-3-2	17	58	FEB. 12		CALGARY	4-3	W	25-22-7-4	61
18	NOV. 13		EDMONTON	5-4	OL	6-6-3-3	18	59	FEB. 13	@	Los Angeles	2-2	T	25-22-8-4	62
19	NOV. 15		SAN JOSE	5-3	W	7-6-3-3	20	60	FEB. 26		DALLAS	5-1	W	26-22-8-4	64
20	NOV. 17		NY ISLANDERS	6-1	W	8-6-3-3	22	61	FEB. 28	@	Colorado	2-1	OL	26-22-8-5	65
21	NOV. 20		MINNESOTA	2-1	W	9-6-3-3	24	62	MAR. 3		COLUMBUS	2-1	W	27-22-8-5	67
22	NOV. 23	@	Minnesota	5-2	L	9-7-3-3	24	63	MAR. 5		NEW JERSEY	4-1	W	28-22-8-5	69
23	NOV. 24	@	St. Louis	5-3	L	9-8-3-3	24	64	MAR. 7		VANCOUVER	6-1	W	29-22-8-5	71
24	NOV. 27	@	Columbus	3-0	L	9-9-3-3	24	65	MAR. 9		OTTAWA	3-2	W	30-22-8-5	73
25	NOV. 29		NASHVILLE	1-0	W	10-9-3-3	26	66	MAR. 12		CHICAGO	3-1	W	31-22-8-5	75
26	DEC. 1		PITTSBURGH	5-2	W	11-9-3-3	28	67	MAR. 15	@	Nashville	3-2	W	32-22-8-5	77
27	DEC. 5		ST. LOUIS	3-0	W	12-9-3-3	30	68	MAR. 17	@	Minnesota	2-2	T	32-22-9-5	78
28	DEC. 7	@	Detroit	1-1	T	12-9-4-3	31	69	MAR. 19	@	Boston	4-2	L	32-23-9-5	78
29	DEC. 8	@	Montreal	3-3	T	12-9-5-3	32	70	MAR. 20	@	Pittsburgh	3-1	W	33-23-9-5	80
30	DEC. 11	@	Toronto	6-3	L	12-10-5-3	32	71	MAR. 22	@	Dallas	4-3	L	33-24-9-5	80
31	DEC. 13	@	Ottawa	6-0	L	12-11-5-3	32	72	MAR. 24		LOS ANGELES	4-0	W	34-24-9-5	82
32	DEC. 15		DALLAS	6-2	L	12-12-5-3	32	73	MAR. 27	@	Anaheim	4-2	W	35-24-9-5	84
33	DEC. 17		COLUMBUS	4-1	W	13-12-5-3	34	74	MAR. 28		ANAHEIM	2-1	OL	35-24-9-6	85
34	DEC. 19		CALGARY	6-3	W	14-12-5-3	36	75	MAR. 30		COLORADO	5-3	W	36-24-9-6	87
35	DEC. 21	@	Anaheim	2-1	L	14-13-5-3	36	76	APR. 1		ST. LOUIS	5-3	W	37-24-9-6	89
36	DEC. 23		ANAHEIM	4-0	L	14-14-5-3	36	77	APR. 4	@	San Jose	5-2	L	37-25-9-6	89
37	DEC. 26		LOS ANGELES	1-1	T	14-14-6-3	37	78	APR. 7	@	Vancouver	4-3	L	37-26-9-6	89
38	DEC. 28		PHILADELPHIA	4-2	W	15-14-6-3	39	79	APR. 9	@	Calgary	4-2	W	38-26-9-6	91
39	DEC. 30	@	San Jose	4-2	W	16-14-6-3	41	80	APR. 10	@	Edmonton	3-0	L	38-27-9-6	91
40	DEC. 31		NY RANGERS	5-0	W	17-14-6-3	43	81	APR. 12		MINNESOTA	7-1	W	39-27-9-6	93
41	JAN. 3		ATLANTA	2-1	W	18-14-6-3	45	82	APR. 14		NASHVILLE	6-4	W	40-27-9-6	95

## 31-35-11-5 (78 points), 4th Pacific Division

PLAYER	GP	G	A	PTS	PIM	PLAYER	GP	G	A	PTS	PIM
Mike Johnson	82	23	40	63	47	#Brad May	20	3	4	7	32
Shane Doan	82	21	37	58	86	Jeff Taffe	20	3	1	4	4
Ladislav Nagy	80	22	35	57	92	*Jan Hrdina	4	0	4	4	8
Daymond Langkow	82	20	32	52	56	Andrei Nazarov	59	3	0	3	135
#Daniel Briere	68	17	29	46	50	Drake Berehowsky	7	1	2	3	27
#Tony Amonte	59	13	23	36	26	*Chris Gratton	14	0	1	1	21
Teppo Numminen	78	6	24	30	30	*Brad Ference	15	0	1	1	28
Branko Radivojevic	79	12	15	27	63	*Scott Pellerin	23	0	1	1	8
Paul Mara	73	10	15	25	78	Brian Boucher	45	0	1	1	0
Danny Markov	64	4	16	20	36	*Jean-Marc Pelletier	2	0	0	0	0
#Ramzi Abid	30	10	8	18	30	Jason Jaspers	2	0	0	0	0
*Deron Quint	51	7	10	17	20	Krystofer Kolanos	2	0	0	0	0
Brian Savage	43	6	10	16	22	Martin Grenier	3	0	0	0	0
Landon Wilson	31	6	8	14	26	#Patrick DesRochers	4	0	0	0	0
#Claude Lemieux	36	6	8	14	30	*Frank Banham	5	0	0	0	2
Kelly Buchberger	79	3	9	12	109	#Dan Focht	10	0	0	0	10
Todd Simpson	66	2	7	9	135	Zac Bierk	16	0	0	0	2
Ossi Vaananen	67	2	7	9	82	Sean Burke	22	0	0	0	4
Radoslav Suchy	77	1	8	9	18	#Darcy Hordichuk	25	0	0	0	82
*Paul Ranheim	40	3	4	7	10						
GOALTENDER	GP	MIN	GAA	W-L-T	SO	GA	SA	SV%			
Sean Burke	22	1248	2.12	12-6-2	2	44	632	.930			
Zac Bierk	16	884	2.17	4-9-1	1	32	471	.932			
Brian Boucher	45	2544	3.02	15-20-8	0	128	1210	.894			
*Jean-Marc Pelletier	2	119	3.03	0-2-0	0	6	48	.875			
#Patrick DesRochers	4	175	3.77	0-3-0	0	11	88	.875			

\* - Acquired during season # - Relocated during season

#	DATE	H/R	OPPONENT	SCORE	RES	RECORD	PTS	#	DATE	H/R	OPPONENT	SCORE	RES	RECORD	PTS
1	OCT. 9	@	Los Angeles	4-1	L	0-1-0-0	0	42	JAN. 8	@	Chicago	0-0	T	15-17-7-3	40
2	OCT. 12		DALLAS	5-2	L	0-2-0-0	0	43	JAN. 10	@	Minnesota	2-1	L	15-18-7-3	40
3	OCT. 14	@	Columbus	4-2	W	1-2-0-0	2	44	JAN. 11	@	Nashville	4-3	OL	15-18-7-4	41
4	OCT. 15	@	Ottawa	2-1	L	1-3-0-0	2	45	JAN. 14		ST. LOUIS	4-1	L	15-19-7-4	41
5	OCT. 17	@	Toronto	5-3	L	1-4-0-0	2	46	JAN. 18		BUFFALO	1-0	L	15-20-7-4	41
6	OCT. 19	@	Buffalo	3-2	W	2-4-0-0	4	47	JAN. 20		SAN JOSE	3-1	W	16-20-7-4	43
7	OCT. 22	@	Nashville	2-1	W	3-4-0-0	6	48	JAN. 23	@	Calgary	7-1	W	17-20-7-4	45
8	OCT. 24		COLORADO	3-2	L	3-5-0-0	6	49	JAN. 24	@	Edmonton	5-1	W	18-20-7-4	47
9	OCT. 26		MINNESOTA	6-1	L	3-6-0-0	6	50	JAN. 26	@	Vancouver	1-0	L	18-21-7-4	47
10	OCT. 28	@	NY Rangers	3-2	OL	3-6-0-1	7	51	JAN. 28		CALGARY	4-3	W	19-21-7-4	49
11	OCT. 29	@	NY Islanders	3-2	W	4-6-0-1	9	52	FEB. 5	@	Los Angeles	4-3	L	19-22-7-4	49
12	OCT. 31	@	Philadelphia	6-2	L	4-7-0-1	9	53	FEB. 7	@	Anaheim	3-2	L	19-23-7-4	49
13	NOV. 3		NASHVILLE	2-1	W	5-7-0-1	11	54	FEB. 8		DALLAS	3-1	L	19-24-7-4	49
14	NOV. 7		MINNESOTA	4-1	W	6-7-0-1	13	55	FEB. 12		NEW JERSEY	3-0	L	19-25-7-4	49
15	NOV. 9		VANCOUVER	5-2	L	6-8-0-1	13	56	FEB. 14	@	Minnesota	3-2	W	20-25-7-4	51
16	NOV. 11	@	Tampa Bay	4-2	L	6-9-0-1	13	57	FEB. 15	@	St. Louis	5-3	W	21-25-7-4	53
17	NOV. 12	@	Carolina	3-2	L	6-10-0-1	13	58	FEB. 18		COLUMBUS	5-2	W	22-25-7-4	55
18	NOV. 15	@	Atlanta	5-1	W	7-10-0-1	15	59	FEB. 20	@	Chicago	2-1	W	23-25-7-4	57
19	NOV. 17		COLORADO	4-4	T	7-10-1-1	16	60	FEB. 21	@	Dallas	2-2	T	23-25-8-4	58
20	NOV. 20		DALLAS	2-2	T	7-10-2-1	17	61	FEB. 23		CALGARY	4-2	L	23-26-8-4	58
21	NOV. 22		FLORIDA	3-3	T	7-10-3-1	18	62	FEB. 26		CAROLINA	4-2	W	24-26-8-4	60
22	NOV. 25	@	Dallas	5-1	L	7-11-3-1	18	63	FEB. 28		ANAHEIM	3-1	W	25-26-8-4	62
23	NOV. 27	@	Anaheim	2-2	T	7-11-4-1	19	64	MAR. 2	@	Detroit	5-2	L	25-27-8-4	62
24	NOV. 28		CHICAGO	4-2	L	7-12-4-1	19	65	MAR. 4	@	Pittsburgh	4-1	W	26-27-8-4	64
25	NOV. 30	@	San Jose	3-2	W	8-12-4-1	21	66	MAR. 6	@	St. Louis	6-3	L	26-28-8-4	64
26	DEC. 3		SAN JOSE	3-2	OL	8-12-4-2	22	67	MAR. 8		SAN JOSE	6-4	W	27-28-8-4	66
27	DEC. 5		DETROIT	5-3	L	8-13-4-2	22	68	MAR. 10	@	Colorado	2-2	T	27-28-9-4	67
28	DEC. 7		MONTREAL	4-2	L	8-14-4-2	22	69	MAR. 12		DETROIT	3-2	L	27-29-9-4	67
29	DEC. 9		COLUMBUS	3-3	T	8-14-5-2	23	70	MAR. 14		CHICAGO	4-0	L	27-30-9-4	67
30	DEC. 11		ATLANTA	4-2	W	9-14-5-2	25	71	MAR. 15		ANAHEIM	4-2	W	28-30-9-4	69
31	DEC. 13		WASHINGTON	4-3	L	9-15-5-2	25	72	MAR. 18		BOSTON	2-1	W	29-30-9-4	71
32	DEC. 15		LOS ANGELES	2-1	W	10-15-5-2	27	73	MAR. 20		EDMONTON	3-2	W	30-30-9-4	73
33	DEC. 17		PITTSBURGH	5-2	W	11-15-5-2	29	74	MAR. 22		TAMPA BAY	4-0	L	30-31-9-4	73
34	DEC. 20		ST. LOUIS	3-3	T	11-15-6-2	30	75	MAR. 24	@	Calgary	2-0	L	30-32-9-4	73
35	DEC. 22	@	Anaheim	4-0	L	11-16-6-2	30	76	MAR. 26	@	Edmonton	4-3	L	30-33-9-4	73
36	DEC. 26	@	Los Angeles	4-3	OL	11-16-6-3	31	77	MAR. 27	@	Vancouver	5-1	L	30-34-9-4	73
37	DEC. 28		PHILADELPHIA	4-0	W	12-16-6-3	33	78	MAR. 29	@	Colorado	6-1	L	30-35-9-4	73
38	DEC. 30		EDMONTON	4-3	W	13-16-6-3	35	79	MAR. 31		LOS ANGELES	5-4	OL	30-35-9-5	74
39	JAN. 1	@	Washington	2-1	W	14-16-6-3	37	80	APR. 2		VANCOUVER	3-3	T	30-35-10-5	75
40	JAN. 3	@	Detroit	4-1	W	15-16-6-3	39	81	APR. 4		NASHVILLE	1-0	W	31-35-10-5	77
41	JAN. 4	@	Columbus	2-0	L	15-17-6-3	39	82	APR. 6	@	San Jose	3-3	T	31-35-11-5	78

## 22-35-18-6 (68 points), 5th Pacific Division

PLAYER	GP	G	A	PTS	PIM	PLAYER	GP	G	A	PTS	PIM
Shane Doan	79	27	41	68	47	#Ossi Vaananen	67	2	4	6	87
Ladislav Nagy	55	24	28	52	46	Brad Ference	63	0	5	5	103
Daymond Langkow	81	21	31	52	40	#Landon Wilson	35	1	3	4	16
Paul Mara	81	6	36	42	48	*Derek Morris	14	0	4	4	2
#Chris Gratton	68	11	18	29	93	Andrei Nazarov	33	1	2	3	125
#Jan Hrdina	55	11	15	26	30	*Ivan Novoseltsev	17	2	0	2	6
#Brian Savage	61	12	13	25	36	Erik Westrum	15	1	1	2	20
#Branko Radivojevic	53	9	14	23	36	*Todd Reirden	7	0	2	2	4
Radoslav Suchy	82	7	14	21	8	#Sean Burke	32	0	2	2	8
Cale Hulse	82	3	17	20	123	*Michael Rupp	6	0	1	1	6
Jeff Taffe	59	8	10	18	20	Bryan Helmer	17	0	1	1	10
Daniel Cleary	68	6	11	17	42	Jason Jaspers	3	0	0	0	2
*Mike Comrie	28	8	7	15	16	Goran Bezina	3	0	0	0	2
#Mike Sillinger	60	8	6	14	54	Zac Bierk	4	0	0	0	2
Fredrik Sjostrom	57	7	6	13	22	Jean-Marc Pelletier	4	0	0	0	0
David Tanabe	45	5	7	12	22	*Brent Johnson	8	0	0	0	0
Krystofer Kolanos	41	4	6	10	24	Mike Stutzel	9	0	0	0	0
Mike Johnson	11	1	9	10	10	Brian Boucher	40	0	0	0	2
Tyson Nash	69	3	5	8	110	Matthew Spiller	51	0	0	0	54

GOALTENDER	GP	MIN	GAA	W-L-T	SO	GA	SA	SV%
*Brent Johnson	8	486	2.59	1-6-1	0	21	243	.914
Brian Boucher	40	2364	2.74	10-19-10	5	108	1150	.906
#Sean Burke	32	1795	2.81	10-15-5	1	84	913	.908
Zac Bierk	4	190	3.79	0-1-2	0	12	108	.889
Jean-Marc Pelletier	4	175	4.11	1-1-0	0	12	84	.857

\* - Acquired during season # - Relocated during season

#	DATE	H/R	OPPONENT	SCORE	RES	RECORD	PTS	#	DATE	H/R	OPPONENT	SCORE	RES	RECORD	PTS
1	OCT. 10		ST. LOUIS	2-1	W	1-0-0-0	2	42	JAN. 11		ATLANTA	1-1	T	16-12-12-2	46
2	OCT. 12	@	Anaheim	2-0	W	2-0-0-0	4	43	JAN. 13		VANCOUVER	4-1	L	16-13-12-2	46
3	OCT. 15	@	Florida	2-1	W	3-0-0-0	6	44	JAN. 15	@	Nashville	4-3	L	16-14-12-2	46
4	OCT. 16	@	Tampa Bay	5-1	L	3-1-0-0	6	45	JAN. 16	@	Detroit	3-3	T	16-14-13-2	47
5	OCT. 18		PHILADELPHIA	5-4	L	3-2-0-0	6	46	JAN. 21		SAN JOSE	4-2	L	16-15-13-2	47
6	OCT. 23		TORONTO	5-4	L	3-3-0-0	6	47	JAN. 22	@	San Jose	2-1	W	17-15-13-2	49
7	OCT. 25	@	San Jose	4-4	T	3-3-1-0	7	48	JAN. 24		DETROIT	5-2	W	18-15-13-2	51
8	OCT. 26	@	Vancouver	3-3	T	3-3-2-0	8	49	JAN. 27		CALGARY	2-1	L	18-16-13-2	51
9	OCT. 28		CHICAGO	2-2	T	3-3-3-0	9	50	JAN. 29		OTTAWA	4-1	L	18-17-13-2	51
10	OCT. 31		VANCOUVER	4-1	L	3-4-3-0	9	51	JAN. 31		DALLAS	5-4	L	18-18-13-2	51
11	NOV. 1	@	Los Angeles	7-3	L	3-5-3-0	9	52	FEB. 2		COLUMBUS	3-3	T	18-18-14-2	52
12	NOV. 6	@	Colorado	2-1	L	3-6-3-0	9	53	FEB. 4		FLORIDA	5-4	OL	18-18-14-3	53
13	NOV. 8		ANAHEIM	4-3	W	4-6-3-0	11	54	FEB. 5	@	San Jose	5-0	L	18-19-14-3	53
14	NOV. 9	@	Anaheim	2-1	OL	4-6-3-1	12	55	FEB. 11	@	Anaheim	5-3	L	18-20-14-3	53
15	NOV. 13		COLORADO	3-2	W	5-6-3-1	14	56	FEB. 13		NY ISLANDERS	5-2	L	18-21-14-3	53
16	NOV. 14	@	Dallas	3-3	T	5-6-4-1	15	57	FEB. 14		DALLAS	3-2	W	19-21-14-3	55
17	NOV. 16	@	Columbus	2-2	T	5-6-5-1	16	58	FEB. 16	@	St. Louis	4-2	L	19-22-14-3	55
18	NOV. 19		ST. LOUIS	5-4	W	6-6-5-1	18	59	FEB. 18	@	Detroit	5-2	L	19-23-14-3	55
19	NOV. 21		SAN JOSE	5-0	L	6-7-5-1	18	60	FEB. 20		COLUMBUS	3-2	W	20-23-14-3	57
20	NOV. 23	@	Atlanta	1-0	L	6-8-5-1	18	61	FEB. 21		NASHVILLE	8-2	L	20-24-14-3	57
21	NOV. 24	@	Dallas	5-2	L	6-9-5-1	18	62	FEB. 23		ANAHEIM	1-1	T	20-24-15-3	58
22	NOV. 27		LOS ANGELES	6-4	W	7-9-5-1	20	63	FEB. 25		PITTSBURGH	4-3	OL	20-24-15-4	59
23	NOV. 30	@	Boston	3-3	T	7-9-6-1	21	64	FEB. 27		EDMONTON	7-2	L	20-25-15-4	59
24	DEC. 2	@	New Jersey	3-1	W	8-9-6-1	23	65	FEB. 29	@	Calgary	4-2	L	20-26-15-4	59
25	DEC. 4	@	Buffalo	3-2	W	9-9-6-1	25	66	MAR. 2	@	Edmonton	5-4	OL	20-26-15-5	60
26	DEC. 5	@	Philadelphia	3-2	L	9-10-6-1	25	67	MAR. 5		MONTREAL	4-3	L	20-27-15-5	60
27	DEC. 7	@	Chicago	2-2	T	9-10-7-1	26	68	MAR. 7		MINNESOTA	1-1	T	20-27-16-5	61
28	DEC. 10		DALLAS	2-1	W	10-10-7-1	28	69	MAR. 9	@	Los Angeles	3-2	L	20-28-16-5	61
29	DEC. 12		EDMONTON	3-3	T	10-10-8-1	29	70	MAR. 10		LOS ANGELES	3-1	L	20-29-16-5	61
30	DEC. 15		MINNESOTA	5-2	L	10-11-8-1	29	71	MAR. 12		COLORADO	3-2	L	20-30-16-5	61
31	DEC. 18	@	Los Angeles	4-4	T	10-11-9-1	30	72	MAR. 14	@	Colorado	4-1	L	20-31-16-5	61
32	DEC. 20	@	St. Louis	1-1	T	10-11-10-1	31	73	MAR. 16		ANAHEIM	3-2	OL	20-31-16-6	62
33	DEC. 22	@	Nashville	3-3	T	10-11-11-1	32	74	MAR. 18		DETROIT	1-1	T	20-31-17-6	63
34	DEC. 23	@	Columbus	2-1	W	11-11-11-1	34	75	MAR. 21	@	Chicago	2-2	T	20-31-18-6	64
35	DEC. 27		NASHVILLE	3-1	L	11-12-11-1	34	76	MAR. 22	@	Minnesota	3-2	W	21-31-18-6	66
36	DEC. 29		NY RANGERS	3-2	OL	11-12-11-2	35	77	MAR. 24		CALGARY	4-0	L	21-32-18-6	66
37	DEC. 31		LOS ANGELES	4-0	W	12-12-11-2	37	78	MAR. 26		SAN JOSE	3-0	L	21-33-18-6	66
38	JAN. 2	@	Dallas	6-0	W	13-12-11-2	39	79	MAR. 28	@	Edmonton	4-2	L	21-34-18-6	66
39	JAN. 4	@	Carolina	3-0	W	14-12-11-2	41	80	MAR. 29	@	Vancouver	6-1	L	21-35-18-6	66
40	JAN. 7	@	Washington	3-0	W	15-12-11-2	43	81	MAR. 31	@	Calgary	1-0	L	21-36-18-6	66
41	JAN. 9	@	Minnesota	2-0	W	16-12-11-2	45	82	APR. 3		CHICAGO	2-1	W	22-36-18-6	68

## 38-39-5 (81 points), 5th Pacific Division

PLAYER	GP	G	A	PTS	PIM
Shane Doan	82	30	36	66	123
Mike Comrie	80	30	30	60	55
Ladislav Nagy	51	15	41	56	74
Mike Johnson	80	16	38	54	50
Paul Mara	78	15	32	47	70
*Geoff Sanderson	75	25	21	46	58
Keith Ballard	82	8	31	39	99
Derek Morris	53	6	21	27	54
Oleg Saprykin	67	11	14	25	50
Zbynek Michalek	82	9	15	24	62
*Steven Reinprecht	28	12	11	23	8
*Dave Scatchard	47	11	12	23	84
Fredrik Sjostrom	75	6	17	23	42
Boyd Devereaux	78	8	14	22	44
#Mike Leclerc	35	9	12	21	29
*# Jamie Lundmark	38	5	13	18	36
Mike Ricci	78	10	6	16	69
*Oleg Kvasha	15	4	7	11	6
#Petr Nedved	25	2	9	11	34
#Denis Gauthier	45	2	9	11	61
*Dennis Seidenberg	34	1	10	11	14
#Sean O'Donnell	57	1	7	8	121

PLAYER	GP	G	A	PTS	PIM
Tyson Nash	50	0	6	6	84
*Jamie Rivers	18	0	5	5	26
#David Tanabe	21	0	4	4	8
#Krystofer Kolanos	9	2	1	3	2
Bill Thomas	9	1	2	3	8
*Joel Perrault	5	1	1	2	2
Matt Jones	16	0	2	2	14
*Yanick Lehoux	3	1	0	1	2
*Josh Gratton	11	1	0	1	30
+ Brett Hull	5	0	1	1	0
Matthew Spiller	8	0	1	1	13
Steve Gainey	20	0	1	1	20
Curtis Joseph	60	0	1	1	18
*Pascal Rheaume	1	0	0	0	0
#Michael Rupp	1	0	0	0	0
*Pavel Brendl	2	0	0	0	0
#Jeff Taffe	2	0	0	0	0
*Philippe Sauve	5	0	0	0	0
*#Tim Jackman	8	0	0	0	21
David LeNeveu	15	0	0	0	0
#Brian Boucher	11	0	0	0	2

GOALTENDER	GP	MIN	GAA	W-L-T	SO	GA	SA	SV%
Curtis Joseph	60	3424	2.91	32-21-3	4	166	1690	.902
David LeNeveu	15	814	3.24	3-8-2	0	44	386	.886
#Brian Boucher	11	512	3.87	3-6-0	0	33	268	.877
*Philippe Sauve	5	187	5.45	0-4-0	0	17	128	.867

\* - Acquired during season # - Relocated during season

#	DATE	H/R	OPPONENT	SCORE	RES	RECORD	PTS
1	OCT. 5	@	Vancouver	3-2	L	0-1-0	0
2	OCT. 6	@	Los Angeles	3-2	L	0-2-0	0
3	OCT. 8		MINNESOTA	2-1	W	1-2-0	2
4	OCT. 11	@	Dallas	3-2	L	1-3-0	2
5	OCT. 13		NASHVILLE	5-4	SOL	1-3-1	3
6	OCT. 15		DETROIT	2-0	L	1-4-1	3
7	OCT. 17	@	Calgary	2-0	W	2-4-1	5
8	OCT. 18	@	Edmonton	4-3	W	3-4-1	7
9	OCT. 20	@	Vancouver	3-2	L	3-5-1	7
10	OCT. 23	@	Anaheim	5-3	L	3-6-1	7
11	OCT. 25		ST. LOUIS	5-4	W	4-6-1	9
12	OCT. 27		CALGARY	3-2	W	5-6-1	11
13	OCT. 29		DALLAS	5-3	L	5-7-1	11
14	OCT. 30	@	Anaheim	3-2	L	5-8-1	11
15	NOV. 3		LOS ANGELES	4-0	W	6-8-1	13
16	NOV. 5	@	Detroit	4-1	W	7-8-1	15
17	NOV. 6	@	Chicago	2-1	OL	7-8-2	16
18	NOV. 8	@	Minnesota	4-2	W	8-8-2	18
19	NOV. 10		CALGARY	4-3	L	8-9-2	18
20	NOV. 12		ANAHEIM	2-1	W	9-9-2	20
21	NOV. 16		COLORADO	3-1	L	9-10-2	20
22	NOV. 19	@	San Jose	4-3	W	10-10-2	22
23	NOV. 20		COLUMBUS	5-1	W	11-10-2	24
24	NOV. 22		ANAHEIM	2-1	L	11-11-2	24
25	NOV. 25	@	Dallas	4-1	W	12-11-2	26
26	NOV. 26		VANCOUVER	2-1	W	13-11-2	28
27	NOV. 30	@	Anaheim	6-1	L	13-12-2	28
28	DEC. 3		CAROLINA	8-4	W	14-12-2	30
29	DEC. 5		ATLANTA	5-2	W	15-12-2	32
30	DEC. 11	@	Boston	2-1	W	16-12-2	34
31	DEC. 13	@	Montreal	5-2	L	16-13-2	34
32	DEC. 15		TAMPA BAY	3-1	L	16-14-2	34
33	DEC. 17	@	Los Angeles	4-1	L	16-15-2	34
34	DEC. 20		ST. LOUIS	5-4	L	16-16-2	34
35	DEC. 22		SAN JOSE	2-1	W	17-16-2	36
36	DEC. 23	@	Dallas	3-2	W	18-16-2	38
37	DEC. 26	@	Colorado	7-4	L	18-17-2	38
38	DEC. 28	@	San Jose	5-4	W	19-17-2	40
39	DEC. 29		LOS ANGELES	6-5	W	20-17-2	42
40	DEC. 31		COLORADO	5-2	L	20-18-2	42
41	JAN. 5	@	Los Angeles	4-0	L	20-19-2	42

#	DATE	H/R	OPPONENT	SCORE	RES	RECORD	PTS
42	JAN. 8		COLUMBUS	5-2	L	20-20-2	42
43	JAN. 10	@	Ottawa	7-2	L	20-21-2	42
44	JAN. 12	@	Buffalo	2-1	W	21-21-2	44
45	JAN. 14	@	Toronto	4-3	W	22-21-2	46
46	JAN. 16		WASHINGTON	6-1	L	22-22-2	46
47	JAN. 19		FLORIDA	6-3	W	23-22-2	48
48	JAN. 21		EDMONTON	4-3	W	24-22-2	50
49	JAN. 23	@	Dallas	4-1	L	24-23-2	50
50	JAN. 24	@	Minnesota	3-2	L	24-24-2	50
51	JAN. 26	@	St. Louis	5-3	W	25-24-2	52
52	JAN. 28		SAN JOSE	6-2	W	26-24-2	54
53	JAN. 29		EDMONTON	4-3	SOL	26-24-3	55
54	JAN. 31		VANCOUVER	7-4	L	26-25-3	55
55	FEB. 2		LOS ANGELES	2-1	W	27-25-3	57
56	FEB. 4		MINNESOTA	6-4	L	27-26-3	57
57	FEB. 7		CHICAGO	3-1	L	27-27-3	57
58	FEB. 9		DALLAS	5-1	L	27-28-3	57
59	FEB. 12		SAN JOSE	5-4	OL	27-28-4	58
60	MAR. 2		DALLAS	6-2	W	28-28-4	60
61	MAR. 4		DETROIT	7-3	L	28-29-4	60
62	MAR. 7	@	Detroit	5-2	W	29-29-4	62
63	MAR. 9	@	Columbus	5-4	L	29-30-4	62
64	MAR. 11		ANAHEIM	5-3	L	29-31-4	62
65	MAR. 12	@	Anaheim	5-2	L	29-32-4	62
66	MAR. 14	@	Los Angeles	6-2	W	30-32-4	64
67	MAR. 16	@	Nashville	2-0	L	30-33-4	64
68	MAR. 19	@	Chicago	3-2	W	31-33-4	66
69	MAR. 21	@	Columbus	5-2	W	32-33-4	68
70	MAR. 23		CHICAGO	4-3	W	33-33-4	70
71	MAR. 25		ANAHEIM	5-2	L	33-34-4	70
72	MAR. 28		NASHVILLE	5-3	W	34-34-4	72
73	MAR. 30	@	San Jose	5-2	W	35-34-4	74
74	APR. 1	@	San Jose	4-3	W	36-34-4	76
75	APR. 3	@	Edmonton	7-1	L	36-35-4	76
76	APR. 5	@	Calgary	5-2	L	36-36-4	76
77	APR. 8		DALLAS	3-2	SOL	36-36-5	77
78	APR. 10		SAN JOSE	3-2	L	36-37-5	77
79	APR. 11	@	Colorado	6-4	L	36-38-5	77
80	APR. 13		LOS ANGELES	3-0	W	37-38-5	79
81	APR. 15	@	Nashville	5-1	L	37-39-5	79
82	APR. 16	@	St. Louis	3-0	W	38-39-5	81

## 31-46-5 (67 points), 5th Pacific Division

PLAYER	GP	G	A	PTS	PIM
Shane Doan	73	27	28	55	73
# Ladislav Nagy	55	8	33	41	48
Owen Nolan	76	16	24	40	56
*# Yanic Perreault	49	19	14	33	30
Steven Reinprecht	49	9	24	33	28
Ed Jovanovski	54	11	18	29	63
Jeremy Roenick	70	11	17	28	32
Zbynek Michalek	82	4	24	28	34
Keith Ballard	69	5	22	27	59
Derek Morris	82	6	19	25	115
Michael Zigomanis	75	14	9	23	46
# Georges Laraque	56	5	17	22	52
# Mike Comrie	24	7	13	20	20
Travis Roche	50	6	13	19	22
Fredrik Sjostrom	78	9	9	18	48
Bill Thomas	24	8	6	14	2
Nick Boynton	59	2	9	11	138

PLAYER	GP	G	A	PTS	PIM
Patrick Fischer	27	4	6	10	24
* Mathias Tjarnqvist	26	5	4	9	2
* Niko Kapanen	19	2	7	9	8
Dave Scatchard	46	3	5	8	72
* Kevyn Adams	33	1	7	8	8
* Daniel Carcillo	18	4	3	7	74
Matt Jones	45	1	6	7	39
Jeff Taffe	17	4	2	6	2
Yanick Lehoux	7	1	2	3	4
#* Joel Perrault	21	1	2	3	14
Don MacLean	9	1	1	2	0
Enver Lisin	17	1	1	2	16
Josh Gratton	52	1	1	2	188
# Dennis Seidenberg	32	1	1	2	16
Keith Yandle	7	0	2	2	8
* Brendan Bell	14	0	2	2	8
Mike Ricci	7	0	1	1	4

GOALTENDER	GP	MIN	GAA	W-L-T	SO	GA	SA	SV%
Curtis Joseph	55	2993	3.19	18-31-2	4	159	1481	.893
*Mikael Tellqvist	30	1591	3.39	11-11-3	2	90	780	.885
David LeNeveu	6	233	3.86	2-1-0	0	15	142	.894
Michael Morrison	4	127	6.14	0-3-0	0	13	62	.790

\* - Acquired during season # - Relocated during season

#	DATE	H/R	OPPONENT	SCORE	RES	RECORD	PTS
1	OCT. 5		NY ISLANDERS	6-3	W	1-0-0	2
2	OCT. 7		ANAHEIM	2-1	L	1-1-0	2
3	OCT. 9	@	Columbus	5-1	L	1-2-0	2
4	OCT. 11	@	Detroit	9-2	L	1-3-0	2
5	OCT. 14	@	Nashville	4-1	L	1-4-0	2
6	OCT. 17	@	St. Louis	5-2	W	2-4-0	4
7	OCT. 19		LOS ANGELES	4-0	L	2-5-0	4
8	OCT. 21		DALLAS	4-0	L	2-6-0	4
9	OCT. 23	@	Edmonton	5-2	L	2-7-0	4
10	OCT. 24	@	Calgary	6-1	L	2-8-0	4
11	OCT. 26		EDMONTON	6-2	W	3-8-0	6
12	OCT. 28		NY RANGERS	7-3	L	3-9-0	6
13	NOV. 3	@	Anaheim	6-2	L	3-10-0	6
14	NOV. 4		LOS ANGELES	6-4	W	4-10-0	8
15	NOV. 9		DALLAS	1-0	L	4-11-0	8
16	NOV. 11		SAN JOSE	2-1	L	4-12-0	8
17	NOV. 14		MINNESOTA	4-3	W	5-12-0	10
18	NOV. 16		CHICAGO	3-2	W	6-12-0	12
19	NOV. 18	@	Los Angeles	5-3	L	6-13-0	12
20	NOV. 19	@	Anaheim	6-4	L	6-14-0	12
21	NOV. 22		NEW JERSEY	3-1	W	7-14-0	14
22	NOV. 24	@	Minnesota	4-0	L	7-15-0	14
23	NOV. 25	@	St. Louis	2-1	W	8-15-0	16
24	NOV. 30		LOS ANGELES	7-4	W	9-15-0	18
25	DEC. 4		NASHVILLE	3-2	W	10-15-0	20
26	DEC. 6	@	Dallas	3-0	L	10-16-0	20
27	DEC. 7	@	Chicago	2-1	W	11-16-0	22
28	DEC. 9		DALLAS	4-3	OL	11-16-1	23
29	DEC. 11	@	San Jose	4-0	L	11-17-1	23
30	DEC. 12	@	Vancouver	5-2	L	11-18-1	23
31	DEC. 14		COLUMBUS	5-4	W	12-18-1	25
32	DEC. 16		CALGARY	6-3	L	12-19-1	25
33	DEC. 21		EDMONTON	3-2	L	12-20-1	25
34	DEC. 23		ANAHEIM	2-0	W	13-20-1	27
35	DEC. 26	@	Los Angeles	4-3	OL	13-20-2	28
36	DEC. 28	@	San Jose	3-2	W	14-20-2	30
37	DEC. 30		SAN JOSE	8-0	W	15-20-2	32
38	JAN. 1	@	Washington	3-2	W	16-20-2	34
39	JAN. 4	@	Carolina	2-0	W	17-20-2	36
40	JAN. 5	@	Atlanta	5-4	W	18-20-2	38
41	JAN. 7	@	Chicago	4-2	W	19-20-2	40
42	JAN. 9	@	Dallas	5-2	W	20-20-2	42
43	JAN. 11		DETROIT	5-1	L	20-21-2	42
44	JAN. 13		SAN JOSE	4-1	L	20-22-2	42
45	JAN. 15		ST. LOUIS	5-4	W	21-22-2	44
46	JAN. 17	@	Colorado	4-3	L	21-23-2	44
47	JAN. 18	@	San Jose	5-2	L	21-24-2	44
48	JAN. 20	@	Los Angeles	3-2	W	22-24-2	46
49	JAN. 26	@	Colorado	5-4	W	23-24-2	48
50	JAN. 27		PITTSBURGH	7-2	L	23-25-2	48
51	JAN. 31	@	Anaheim	2-1	L	23-26-2	48
52	FEB. 1		NASHVILLE	3-2	W	24-26-2	50
53	FEB. 3		MINNESOTA	1-0	L	24-27-2	50
54	FEB. 6	@	Columbus	3-0	W	25-27-2	52
55	FEB. 7	@	Detroit	4-2	L	25-28-2	52
56	FEB. 10	@	Florida	5-2	L	25-29-2	52
57	FEB. 13	@	Tampa Bay	5-3	L	25-30-2	52
58	FEB. 15		ANAHEIM	5-4	OL	25-30-3	53
59	FEB. 17		DETROIT	4-1	L	25-31-3	53
60	FEB. 19	@	Nashville	4-1	L	25-32-3	53
61	FEB. 22		CALGARY	3-2	W	26-32-3	55
62	FEB. 26	@	Calgary	5-2	L	26-33-3	55
63	FEB. 27	@	Edmonton	3-0	W	27-33-3	57
64	MAR. 1	@	Vancouver	4-3	L	27-34-3	57
65	MAR. 3		COLUMBUS	4-3	L	27-35-3	57
66	MAR. 7	@	Anaheim	2-1	L	27-36-3	57
67	MAR. 8		VANCOUVER	4-2	L	27-37-3	57
68	MAR. 10		CHICAGO	7-5	L	27-38-3	57
69	MAR. 12		PHILADELPHIA	4-0	W	28-38-3	59
70	MAR. 15		SAN JOSE	5-1	L	28-39-3	59
71	MAR. 17		COLORADO	6-3	L	28-40-3	59
72	MAR. 18	@	Dallas	5-4	OL	28-40-4	60
73	MAR. 20	@	Minnesota	3-2	L	28-41-4	60
74	MAR. 22		ANAHEIM	2-1	W	29-41-4	62
75	MAR. 24		DALLAS	4-3	OL	29-41-5	63
76	MAR. 27	@	Dallas	6-0	L	29-42-5	63
77	MAR. 29		Colorado	4-3	L	29-43-5	63
78	MAR. 30	@	San Jose	4-2	L	29-44-5	63
79	APR. 3		ST. LOUIS	5-2	L	29-45-5	63
80	APR. 5		LOS ANGELES	3-2	W	30-45-5	65
81	APR. 7	@	Los Angeles	3-2	L	30-46-5	65
82	APR. 8		VANCOUVER	3-1	W	31-46-5	67



## 38-37-7 (83 points), 4th Pacific Division

PLAYER	GP	G	A	PTS	PIM
Shane Doan	80	28	50	78	59
Radim Vrbata	76	27	29	56	14
Peter Mueller	81	22	32	54	32
Ed Jovanovski	80	12	39	51	73
Steven Reinprecht	81	16	30	46	26
Martin Hanzal	72	8	27	35	28
Niko Kapanen	79	10	18	28	34
Daniel Winnik	79	11	15	26	25
Derek Morris	82	8	17	25	83
Daniel Carcillo	57	13	11	24	324
Keith Ballard	82	6	15	21	85
#Fredrik Sjostrom	51	10	9	19	14
Joel Perrault	49	7	10	17	48
Zbynek Michalek	75	4	13	17	34
Mike York	63	6	8	14	4

PLAYER	GP	G	A	PTS	PIM
Keith Yandle	43	5	7	12	14
Nick Boynton	79	3	9	12	125
Mathias Tjanqvist	78	4	7	11	34
Craig Weller	59	3	8	11	80
Enver Lisin	13	4	1	5	6
Mike Zigomanis	33	2	1	3	6
Matt Jones	45	0	2	2	10
Kyle Turris	3	0	1	1	2
Matt Murley	3	0	1	1	0
*Marcel Hossa	14	0	0	0	4
Bill Thomas	7	0	0	0	0
Brendan Bell	2	0	0	0	0
Pete Vandermeer	2	0	0	0	0
Ryan Caldwell	2	0	0	0	2
Josh Gratton	1	0	0	0	5

GOALTENDER	GP	MIN	GAA	W-L-T	SO	GA	SA	SV%
*Ilya Bryzgalov	55	3167	2.43	26-22-5	3	128	1621	.921
Mikael Tellqvist	22	1224	2.75	9-8-2	2	56	607	.908
#Alex Auld	9	509	3.54	3-6-0	1	30	249	.880
David Aebischer	1	60	3.00	0-1-0	0	3	33	.909

\* - Acquired during season # - Relocated during season

#	DATE	H/R	OPPONENT	SCORE	RES	RECORD	PTS	#	DATE	H/R	OPPONENT	SCORE	RES	RECORD	PTS
1	OCT. 4		ST. LOUIS	3-2	W	1-0-0	2	42	JAN. 10	@	Edmonton	5-2	L	22-19-1	45
2	OCT. 6		BOSTON	3-1	L	1-1-0	2	43	JAN. 11	@	Vancouver	4-3	W	23-19-1	47
3	OCT. 10	@	Columbus	3-0	L	1-2-0	2	44	JAN. 13	@	Minnesota	4-1	L	23-20-1	47
4	OCT. 11	@	Nashville	6-3	W	2-2-0	4	45	JAN. 15		SAN JOSE	5-3	W	24-20-1	49
5	OCT. 13		MINNESOTA	3-2	L	2-3-0	4	46	JAN. 17		COLUMBUS	4-3	L	24-21-1	49
6	OCT. 18		EDMONTON	4-2	L	2-4-0	4	47	JAN. 19		CHICAGO	2-1	OL	24-21-2	50
7	OCT. 20		DETROIT	5-2	L	2-5-0	4	48	JAN. 21		BUFFALO	6-2	W	25-21-2	52
8	OCT. 25	@	Anaheim	1-0	W	3-5-0	6	49	JAN. 24		NASHVILLE	4-3	W	26-21-2	54
9	OCT. 27		DALLAS	5-3	L	3-6-0	6	50	JAN. 29	@	Columbus	4-2	W	27-21-2	56
10	OCT. 30	@	St. Louis	2-1	W	4-6-0	8	51	JAN. 30	@	Detroit	3-2	L	27-22-2	56
11	NOV. 2	@	Dallas	5-0	W	5-6-0	10	52	FEB. 2	@	Nashville	3-2	OL	27-22-3	57
12	NOV. 3		ANAHEIM	5-2	L	5-7-0	10	53	FEB. 4	@	Colorado	4-3	W	28-22-3	59
13	NOV. 7	@	Anaheim	6-5	W	6-7-0	12	54	FEB. 5	@	CALGARY	4-3	OL	28-22-4	60
14	NOV. 8		DALLAS	5-2	W	7-7-0	14	55	FEB. 7		COLUMBUS	2-1	L	28-23-4	60
15	NOV. 10	@	San Jose	4-1	L	7-8-0	14	56	FEB. 10		NASHVILLE	6-3	L	28-24-4	60
16	NOV. 12	@	San Jose	5-0	L	7-9-0	14	57	FEB. 11	@	Dallas	2-1	L	28-25-4	60
17	NOV. 15		SAN JOSE	6-0	L	7-10-0	14	58	FEB. 14		DALLAS	5-2	W	29-25-4	62
18	NOV. 17	@	Los Angeles	1-0	W	8-10-0	16	59	FEB. 16		LOS ANGELES	4-3	W	30-25-4	64
19	NOV. 21		LOS ANGELES	4-1	W	9-10-0	18	60	FEB. 18	@	Los Angeles	4-0	W	31-25-4	66
20	NOV. 23	@	Anaheim	4-3	W	10-10-0	20	61	FEB. 19		CALGARY	4-1	L	31-26-4	66
21	NOV. 24		TORONTO	5-1	W	11-10-0	22	62	FEB. 22		COLORADO	3-2	OL	31-26-5	67
22	NOV. 28	@	Minnesota	3-1	L	11-11-0	22	63	FEB. 24		ST. LOUIS	2-0	W	32-26-5	69
23	NOV. 30	@	Chicago	6-1	L	11-12-0	22	64	FEB. 27	@	Chicago	1-0	L	32-27-5	69
24	DEC. 1	@	Detroit	3-2	L	11-13-0	22	65	FEB. 28	@	St. Louis	2-1	W	33-27-5	71
25	DEC. 3	@	Pittsburgh	3-1	L	11-14-0	22	66	MAR. 1		CALGARY	3-1	L	33-28-5	71
26	DEC. 5		LOS ANGELES	4-1	W	12-14-0	24	67	MAR. 5	@	Dallas	2-1	W	34-28-5	73
27	DEC. 7		SAN JOSE	1-0	L	12-15-0	24	68	MAR. 6		MONTREAL	4-2	L	34-29-5	73
28	DEC. 8	@	Los Angeles	4-2	W	13-15-0	26	69	MAR. 8		OTTAWA	4-2	L	34-30-5	73
29	DEC. 13	@	Ny Islanders	3-2	L	13-16-0	26	70	MAR. 11		ANAHEIM	3-2	W	35-30-5	75
30	DEC. 15	@	New Jersey	4-1	W	14-16-0	28	71	MAR. 13		VANCOUVER	2-0	W	36-30-5	77
31	DEC. 16	@	Ny Rangers	5-1	W	15-16-0	30	72	MAR. 15		EDMONTON	5-2	L	36-31-5	77
32	DEC. 18	@	Philadelphia	3-2	W	16-16-0	32	73	MAR. 17	@	Vancouver	3-1	L	36-32-5	77
33	DEC. 20	@	San Jose	3-2	W	17-16-0	34	74	MAR. 18	@	Edmonton	8-4	L	36-33-5	77
34	DEC. 22		VANCOUVER	2-1	OL	17-16-1	35	75	MAR. 20		LOS ANGELES	6-5	OL	36-33-6	78
35	DEC. 27		MINNESOTA	3-2	L	17-17-1	35	76	MAR. 22		ANAHEIM	2-1	L	36-34-6	78
36	DEC. 29		DETROIT	4-2	L	17-18-1	35	77	MAR. 25		SAN JOSE	5-4	W	37-34-6	80
37	DEC. 31		COLORADO	4-3	W	18-18-1	37	78	MAR. 27	@	Los Angeles	4-0	L	37-35-6	80
38	JAN. 2	@	Colorado	5-2	W	19-18-1	39	79	MAR. 30	@	San Jose	3-1	L	37-36-6	80
39	JAN. 3		CHICAGO	4-2	W	20-18-1	41	80	APR. 3		DALLAS	4-2	L	37-37-6	80
40	JAN. 5		ANAHEIM	3-2	W	21-18-1	43	81	APR. 4	@	Dallas	4-2	W	38-37-6	82
41	JAN. 8	@	Calgary	3-1	W	22-18-1	45	82	APR. 6	@	Anaheim	3-2	OL	38-37-7	83



## 36-39-7 (79 points), 4th Pacific Division

PLAYER	GP	G	A	PTS	PIM	PLAYER	GP	G	A	PTS	PIM
Shane Doan	82	31	42	73	72	*Ken Klee	68	1	10	11	24
#Olli Jokinen	57	21	21	42	49	*Petr Prucha	19	2	8	10	6
Steven Reinprecht	73	14	27	41	20	#Daniel Carcillo	54	3	7	10	174
Ed Jovanovski	82	9	27	36	106	Kevin Porter	34	5	5	10	4
Peter Mueller	72	13	23	36	24	David Hale	48	3	6	9	36
Martin Hanzal	74	11	20	31	40	Kurt Sauer	68	1	6	7	36
Keith Yandle	69	4	26	30	37	Daniel Winnik	49	3	4	7	63
Mikkel Boedker	78	11	17	28	18	*Dmitri Kalinin	15	1	3	4	6
Zbynek Michalek	82	6	21	27	28	Steven Goertzen	16	2	2	4	24
Enver Lisin	48	13	8	21	24	Joel Perrault	7	2	1	3	4
*Joakim Lindstrom	44	9	11	20	28	*Nigel Dawes	12	0	2	2	0
Kyle Turris	63	8	12	20	21	*Brandon Prust	11	0	1	1	29
*Matthew Lombardi	19	5	11	16	14	Jeff Hoggan	4	0	1	1	7
Viktor Tikhonov	61	8	8	16	20	David Schlemko	3	0	1	1	0
Todd Fedoruk	72	6	7	13	72	Brian McGrattan	5	0	0	0	22
*Scottie Upshall	19	8	5	13	26	Garth Murray	10	0	0	0	12
#Derek Morris	57	5	7	12	24	*Alexander Nikulin	1	0	0	0	0

GOALTENDER	GP	MIN	GAA	W-L-T	SO	GA	SA	SV%
Ilya Bryzgalov	65	3759	2.98	26-31-6	3	187	1994	.906
#Mikael Tellqvist	15	798	2.86	7-5-1	0	38	408	.907
Al Montoya	5	259	2.08	3-1-0	1	9	120	.925
Josh Tordjman	2	118	4.07	0-2-0	0	8	62	.871

\* - Acquired during season # - Relocated during season

#	DATE	H/R	OPPONENT	SCORE	RES	RECORD	PTS	#	DATE	H/R	OPPONENT	SCORE	RES	RECORD	PTS
1	OCT. 11		COLUMBUS	3-1	W	1-0-0	2	42	JAN. 8		TAMPA BAY	3-2	W	20-17-5	45
2	OCT. 12	@	Anaheim	4-2	W	2-0-0	4	43	JAN. 10		DALLAS	1-0	W	21-17-5	47
3	OCT. 15	@	Chicago	4-1	L	2-1-0	4	44	JAN. 13	@	Minnesota	6-3	L	21-18-5	47
4	OCT. 17	@	Ottawa	6-3	L	2-2-0	4	45	JAN. 15	@	Vancouver	4-1	W	22-18-5	49
5	OCT. 18	@	Montreal	4-1	L	2-3-0	4	46	JAN. 17	@	Calgary	4-3	W	23-18-5	51
6	OCT. 23		WASHINGTON	2-1	W	3-3-0	6	47	JAN. 18	@	Edmonton	6-3	L	23-19-5	51
7	OCT. 25		CALGARY	4-1	L	3-4-0	6	48	JAN. 20		DETROIT	6-3	W	24-19-5	53
8	OCT. 30		PITTSBURGH	4-1	W	4-4-0	8	49	JAN. 27		ANAHEIM	7-3	L	24-20-5	53
9	NOV. 1		MINNESOTA	3-2	L	4-5-0	8	50	JAN. 29	@	San Jose	2-0	L	24-21-5	53
10	NOV. 4	@	Calgary	4-2	W	5-5-0	10	51	JAN. 31		BUFFALO	2-0	L	24-22-5	53
11	NOV. 6	@	Vancouver	1-0	L	5-6-0	10	52	FEB. 3	@	Nashville	2-1	L	24-23-5	53
12	NOV. 8		FLORIDA	4-1	W	6-6-0	12	53	FEB. 4	@	Detroit	5-4	L	24-24-5	53
13	NOV. 9		SAN JOSE	4-2	W	7-6-0	14	54	FEB. 7		CAROLINA	7-2	L	24-25-5	53
14	NOV. 12	@	Columbus	5-2	W	8-6-0	16	55	FEB. 11	@	Dallas	1-0	W	25-25-5	55
15	NOV. 13	@	Minnesota	4-0	L	8-7-0	16	56	FEB. 12		VANCOUVER	4-3	L	25-26-5	55
16	NOV. 15		Dallas	3-2	L	8-8-0	16	57	FEB. 14		CALGARY	7-5	L	25-27-5	55
17	NOV. 18		CHICAGO	3-2	OL	8-8-1	17	58	FEB. 16		EDMONTON	3-1	L	25-28-5	55
18	NOV. 21	@	Carolina	5-2	L	8-9-1	17	59	FEB. 19		ATLANTA	4-3	W	26-28-5	57
19	NOV. 22	@	Philadelphia	4-3	OL	8-9-2	18	60	FEB. 21	@	Los Angeles	6-3	W	27-28-5	59
20	NOV. 24	@	NY Rangers	4-1	I	8-10-2	18	61	FEB. 24	@	St. Louis	2-1	L	27-29-5	59
21	NOV. 26	@	Columbus	3-2	W	9-10-2	20	62	FEB. 26	@	Nashville	4-1	L	27-30-5	59
22	NOV. 28		COLORADO	2-1	W	10-10-2	22	63	FEB. 28		ST. LOUIS	3-1	L	27-31-5	59
23	NOV. 29		SAN JOSE	3-2	L	10-11-2	22	64	MAR. 5	@	Boston	2-1	W	28-31-5	61
24	DEC. 2		LOS ANGELES	4-2	W	11-11-2	24	65	MAR. 6	@	Buffalo	5-1	L	28-32-5	61
25	DEC. 4		TORONTO	6-3	W	12-11-2	26	66	MAR. 8	@	NY Islanders	3-2	L	28-33-5	61
26	DEC. 6	@	St. Louis	4-3	L	12-12-2	26	67	MAR. 10	@	Detroit	3-2	OL	28-33-6	62
27	DEC. 7	@	Chicago	7-1	L	12-13-2	26	68	MAR. 12	@	New Jersey	5-2	L	28-34-6	62
28	DEC. 10	@	Dallas	5-3	W	13-13-2	28	69	MAR. 14		NASHVILLE	2-0	L	28-35-6	62
29	DEC. 11		MINNESOTA	3-1	W	14-13-2	30	70	MAR. 17		SAN JOSE	4-3	W	29-35-6	64
30	DEC. 13		DETROIT	5-4	OL	14-13-3	31	71	MAR. 19		ANAHEIM	3-2	OL	29-35-7	65
31	DEC. 16	@	Dallas	2-1	OL	14-13-4	32	72	MAR. 21		VANCOUVER	5-1	W	30-35-7	67
32	DEC. 18		NASHVILLE	2-1	W	15-13-4	34	73	MAR. 22	@	Anaheim	6-2	L	30-36-7	67
33	DEC. 20		COLUMBUS	2-0	W	16-13-4	36	74	MAR. 16		EDMONTON	3-2	W	31-36-7	69
34	DEC. 22	@	Edmonton	4-2	L	16-14-4	36	75	MAR. 28	@	San Jose	3-2	L	31-37-7	69
35	DEC. 23	@	Colorado	5-4	OL	16-14-5	37	76	MAR. 30		DALLAS	6-5	W	32-37-7	71
36	DEC. 26	@	Los Angeles	2-1	W	17-14-5	39	77	APR. 1	@	Colorado	3-0	W	33-37-7	73
37	DEC. 27		LOS ANGELES	4-0	L	17-15-5	39	78	APR. 2		LOS ANGELES	2-1	W	34-37-7	75
38	DEC. 31		COLORADO	3-1	W	18-15-5	41	79	APR. 4	@	Los Angeles	6-1	L	34-38-7	75
39	JAN. 2		NY ISLANDERS	5-4	W	19-15-5	43	80	APR. 7		ST. LOUIS	5-1	L	34-39-7	75
40	JAN. 4	@	Anaheim	2-0	L	19-16-5	43	81	APR. 9	@	San Jose	4-1	W	35-39-7	77
41	JAN. 6		CHICAGO	6-0	L	19-17-5	43	82	APR. 11		ANAHEIM	5-4	W	36-39-7	79

## 50-25-7 (107 points), 2nd Pacific Division

PLAYER	GP	G	A	PTS	PIM	PLAYER	GP	G	A	PTS	PIM
Shane Doan	82	18	37	55	41	#Peter Mueller	54	4	13	17	8
Matthew Lombardi	78	19	34	53	36	Zbynek Michalek	72	3	14	17	30
Radim Vrbata	82	24	19	43	24	Jim Vandermeer	62	4	8	12	60
Keith Yandle	82	12	29	41	45	Lauri Korpikoski	71	5	6	11	16
Ed Jovanovski	66	10	24	34	55	Sami Lepisto	66	1	10	11	60
Martin Hanzal	81	11	22	33	104	Paul Bissonnette	41	3	2	5	117
Scottie Upshall	49	18	14	32	50	David Schlemko	17	1	4	5	8
Vernon Fiddler	76	8	22	30	46	*Derek Morris	18	1	3	4	11
Robert Lang	64	9	20	29	28	*Mathieu Schneider	8	0	4	4	4
Adrian Aucoin	82	8	20	28	56	Mikkel Boedker	14	1	2	3	0
Taylor Pyatt	74	12	11	23	39	*#Anders Eriksson	12	0	3	3	2
Petr Prucha	79	13	9	22	23	*Petteri Nokelainen	17	1	1	2	6
Daniel Winnik	74	4	15	19	12	Shaun Heshka	8	0	2	2	4
*Lee Stempniak	18	14	4	18	8	Joel Perrault	2	1	0	1	0
*Wojtek Wolski	18	6	12	18	6	#Kevin Porter	4	0	0	0	0

GOALTENDER	GP	MIN	GAA	W-L-T	SO	GA	SA	SV%
Ilya Bryzgalov	69	4084	2.29	42-20-6	8	156	1961	.920
Jason LaBarbera	17	927	2.13	8-5-1	0	33	927	.928

\* - Acquired during season # - Relocated during season

#	DATE	H/R	OPPONENT	SCORE	RES	RECORD	PTS	#	DATE	H/R	OPPONENT	SCORE	RES	RECORD	PTS
1	OCT. 3	@	Los Angeles	6-3	W	1-0-0	2	42	DEC. 31		SAN JOSE	3-2	OL	25-13-4	54
2	OCT. 7	@	Pittsburgh	3-0	W	2-0-0	4	43	JAN. 2		DETROIT	4-1	L	25-14-4	54
3	OCT. 8	@	Buffalo	2-1	L	2-1-0	4	44	JAN. 5	@	Edmonton	5-4	W	26-14-4	56
4	OCT. 10		COLUMBUS	2-0	L	2-2-0	4	45	JAN. 7	@	Vancouver	4-0	L	26-15-4	56
5	OCT. 12	@	San Jose	1-0	W	3-2-0	6	46	JAN. 9		NY ISLANDERS	5-4	OL	26-15-5	57
6	OCT. 15		ST. LOUIS	3-2	W	4-2-0	8	47	JAN. 12		SAN JOSE	3-1	L	26-16-5	57
7	OCT. 17		BOSTON	4-1	W	5-2-0	10	48	JAN. 14		NEW JERSEY	4-3	W	27-16-5	59
8	OCT. 22		DETROIT	3-2	W	6-2-0	12	49	JAN. 16		MINNESOTA	6-4	W	28-16-5	61
9	OCT. 24		LOS ANGELES	5-3	L	6-3-0	12	50	JAN. 18		BUFFALO	7-2	L	28-17-5	61
10	OCT. 26	@	NY Rangers	5-2	L	6-4-0	12	51	JAN. 21		NASHVILLE	4-2	W	29-17-5	63
11	OCT. 28	@	Columbus	4-1	W	7-4-0	14	52	JAN. 23	@	Washington	4-2	L	29-18-5	63
12	OCT. 29	@	St. Louis	2-0	W	8-4-0	16	53	JAN. 26	@	Detroit	5-4	W	30-18-5	65
13	OCT. 31		ANAHEIM	3-2	W	9-4-0	18	54	JAN. 28		CALGARY	3-2	W	31-18-5	67
14	NOV. 2		LOS ANGELES	5-3	L	9-5-0	18	55	JAN. 30		NY RANGERS	3-2	W	32-18-5	69
15	NOV. 4	@	Colorado	4-1	L	9-6-0	18	56	JAN. 31	@	Dallas	4-2	W	33-18-5	71
16	NOV. 5		CHICAGO	3-1	W	10-6-0	20	57	FEB. 2	@	Nashville	1-0	W	34-18-5	73
17	NOV. 7	@	Anaheim	4-3	L	10-7-0	20	58	FEB. 5	@	Chicago	2-1	W	35-18-5	75
18	NOV. 12		MONTREAL	4-2	L	10-8-0	20	59	FEB. 6	@	Dallas	4-0	L	35-19-5	75
19	NOV. 14		DALLAS	3-2	W	11-8-0	22	60	FEB. 8		EDMONTON	6-1	W	36-19-5	77
20	NOV. 16		TAMPA BAY	4-1	L	11-9-0	22	61	FEB. 10	@	Minnesota	3-2	W	37-19-5	79
21	NOV. 18	@	Minnesota	3-2	W	12-9-0	24	62	FEB. 12	@	Colorado	2-1	L	37-20-5	79
22	NOV. 19	@	St. Louis	3-2	OL	12-9-1	25	63	FEB. 13		DALLAS	3-0	L	37-21-5	79
23	NOV. 21		PHILADELPHIA	3-1	W	13-9-1	27	64	MAR. 2		ST. LOUIS	5-2	L	37-22-5	79
24	NOV. 23	@	Edmonton	4-0	L	13-10-1	27	65	MAR. 4		COLORADO	3-1	W	38-22-5	81
25	NOV. 25	@	Calgary	2-1	L	13-11-1	27	66	MAR. 6		ANAHEIM	4-0	W	39-22-5	83
26	NOV. 27		DALLAS	5-2	W	14-11-1	29	67	MAR. 10		VANCOUVER	4-3	W	40-22-5	85
27	NOV. 29	@	Anaheim	3-2	W	15-11-1	31	68	MAR. 13	@	Carolina	4-0	W	41-22-5	87
28	DEC. 3		CALGARY	2-1	W	16-11-1	33	69	MAR. 14	@	Atlanta	3-2	W	42-22-5	89
29	DEC. 5		OTTAWA	3-2	W	17-11-1	35	70	MAR. 16	@	Tampa Bay	2-1	W	43-22-5	91
30	DEC. 7		MINNESOTA	2-0	W	18-11-1	37	71	MAR. 18	@	Florida	4-3	W	44-22-5	93
31	DEC. 10	@	Los Angeles	3-2	OL	18-11-2	38	72	MAR. 20		CHICAGO	5-4	W	45-22-5	95
32	DEC. 12		SAN JOSE	2-1	W	19-11-2	40	73	MAR. 21	@	Dallas	3-2	W	46-22-5	97
33	DEC. 14	@	Detroit	3-2	L	19-12-2	40	74	MAR. 23	@	Chicago	2-0	L	46-23-5	97
34	DEC. 16	@	Toronto	6-3	W	20-12-2	42	75	MAR. 25	@	Nashville	4-3	OL	46-23-6	98
35	DEC. 17	@	Columbus	2-1	W	21-12-2	44	76	MAR. 27		COLORADO	6-2	W	47-23-6	100
36	DEC. 19	@	Anaheim	4-2	L	21-13-2	44	77	MAR. 30	@	Vancouver	4-1	L	47-24-6	100
37	DEC. 21		COLUMBUS	5-2	W	22-13-2	46	78	MAR. 31	@	Calgary	2-1	L	47-25-6	100
38	DEC. 23		ANAHEIM	4-0	W	23-13-2	48	79	APR. 3		EDMONTON	3-2	W	48-25-6	102
39	DEC. 26		LOS ANGELES	3-2	W	24-13-2	50	80	APR. 7		NASHVILLE	5-2	W	49-25-6	104
40	DEC. 28	@	San Jose	3-2	OL	24-13-3	51	81	APR. 8	@	Los Angeles	3-2	W	50-25-6	106
41	DEC. 29		VANCOUVER	3-2	W	25-13-3	53	82	APR. 10	@	San Jose	3-2	OL	50-25-7	107

## 43-26-13 (99 points), 3rd Pacific Division

PLAYER	GP	G	A	PTS	PIM
Shane Doan	72	20	40	60	67
Keith Yandle	82	11	48	59	68
Ray Whitney	75	17	40	57	24
Radim Vrbata	79	19	29	48	20
Lauri Korpikoski	79	19	21	40	20
Eric Belanger	82	13	27	40	36
Lee Stempniak	82	19	19	38	19
Taylor Pyatt	76	18	13	31	27
#Scottie Upshall	61	16	11	27	42
Martin Hanzal	61	16	10	26	54
Kyle Turris	65	11	14	25	16
Vernon Fiddler	71	6	16	22	46
Adrian Aucoin	75	3	19	22	52
#Wojtek Wolski	36	6	10	16	10
Derek Morris	77	5	11	16	58

PLAYER	GP	G	A	PTS	PIM
Ed Jovanovski	50	5	9	14	39
David Schlemko	43	4	10	14	24
Mikkel Boedker	34	4	10	14	8
#Sami Lepisto	51	4	7	11	37
Oliver Ekman-Larsson	48	1	10	11	24
*Michal Rozsival	33	3	3	6	20
Andrew Ebbett	33	2	3	5	4
Brett MacLean	13	2	1	3	2
Paul Bissonnette	48	1	0	1	71
*Rostislav Klesla	16	1	0	1	12
Nolan Yonkman	16	0	1	1	39
#Petr Prucha	11	0	1	1	4
Chris Summers	2	0	0	0	4
Ryan Hollweg	3	0	0	0	0
Garrett Stafford	2	0	0	0	0

GOALTENDER	GP	MIN	GAA	W-L-T	SO	GA	SA	SV%
Ilya Bryzgalov	68	4059	2.48	36-20-10	7	168	2125	.921
Jason LaBarbera	17	882	3.26	7-6-3	2	48	529	.909
Matt Climie	1	32	1.88	0-0-0	0	1	16	.938

\* - Acquired during season # - Relocated during season

#	DATE	H/R	OPPONENT	SCORE	RES	RECORD	PTS	#	DATE	H/R	OPPONENT	SCORE	RES	RECORD	PTS
1	OCT. 9	@	Boston	5-2	W	1-0-0	2	42	JAN. 10	@	St. Louis	4-3	W	20-13-9	49
2	OCT. 10		BOSTON	3-0	L	1-1-0	2	43	JAN. 11	@	Columbus	4-3	W	21-13-9	51
3	OCT. 16		DETROIT	2-1	OL	1-1-1	3	44	JAN. 13		TORONTO	5-1	W	22-13-9	53
4	OCT. 17	@	Anaheim	3-2	L	1-2-1	3	45	JAN. 15		ANAHEIM	6-2	W	23-13-9	55
5	OCT. 21		LOS ANGELES	4-2	W	2-2-1	5	46	JAN. 17		SAN JOSE	4-2	L	23-14-9	55
6	OCT. 23		CAROLINA	4-3	OL	2-2-2	6	47	JAN. 18		NASHVILLE	5-2	L	23-15-9	55
7	OCT. 25	@	Montreal	3-2	OL	2-2-3	7	48	JAN. 20	@	Los Angeles	2-0	W	24-15-9	57
8	OCT. 26	@	Ottawa	5-2	L	2-3-3	7	49	JAN. 22		LOS ANGELES	4-3	L	24-16-9	57
9	OCT. 28	@	Detroit	4-2	W	3-3-3	9	50	JAN. 25		EDMONTON	4-3	L	24-17-9	57
10	OCT. 30		TAMPA BAY	3-0	L	3-4-3	9	51	JAN. 26	@	Colorado	5-2	W	25-17-9	59
11	NOV. 3		NASHVILLE	4-3	W	4-4-3	11	52	FEB. 1	@	San Jose	5-3	L	25-18-9	59
12	NOV. 5	@	Dallas	6-3	L	4-5-3	11	53	FEB. 2		VANCOUVER	6-0	L	25-19-9	59
13	NOV. 6		PITTSBURGH	4-3	OL	4-5-4	12	54	FEB. 5		MINNESOTA	1-0	W	26-19-9	61
14	NOV. 8	@	Detroit	3-2	OL	4-5-5	13	55	FEB. 7		COLORADO	3-0	W	27-19-9	63
15	NOV. 10	@	Chicago	2-1	W	5-5-5	15	56	FEB. 9	@	Dallas	3-2	W	28-19-9	65
16	NOV. 12		CALGARY	5-4	W	6-5-5	17	57	FEB. 12		CHICAGO	3-2	W	29-19-9	67
17	NOV. 13		ST LOUIS	5-3	W	7-5-5	19	58	FEB. 14		WASHINGTON	3-2	W	30-19-9	69
18	NOV. 17	@	Calgary	3-1	W	8-5-5	21	59	FEB. 17		ATLANTA	4-3	W	31-19-9	71
19	NOV. 19	@	Edmonton	4-3	W	9-5-5	23	60	FEB. 19	@	Nashville	3-2	W	32-19-9	73
20	NOV. 21	@	Vancouver	3-2	W	10-5-5	25	61	FEB. 22	@	Philadelphia	3-2	W	33-19-9	75
21	NOV. 23		EDMONTON	5-0	W	11-5-5	27	62	FEB. 23	@	Tampa Bay	8-3	L	33-20-9	75
22	NOV. 27		ANAHEIM	6-4	L	11-6-5	27	63	FEB. 25	@	Columbus	5-3	L	33-21-9	75
23	NOV. 30	@	Nashville	3-0	L	11-7-5	27	64	FEB. 27	@	Chicago	4-3	OL	33-21-10	76
24	DEC. 1	@	Minnesota	4-2	W	12-7-5	29	65	MAR. 1		DALLAS	3-2	L	33-22-10	76
25	DEC. 4		FLORIDA	2-1	OL	12-7-6	30	66	MAR. 3	@	Los Angeles	1-0	L	33-23-10	76
26	DEC. 5	@	Anaheim	3-0	W	13-7-6	32	67	MAR. 5		DETROIT	5-4	W	34-23-10	78
27	DEC. 9		MINNESOTA	3-2	L	13-8-6	32	68	MAR. 8		VANCOUVER	4-3	OL	34-23-11	79
28	DEC. 11		DALLAS	5-2	W	14-8-6	34	69	MAR. 10		CALGARY	3-0	W	35-23-11	81
29	DEC. 15	@	New Jersey	3-0	L	14-9-6	34	70	MAR. 13	@	Anaheim	5-2	W	36-23-11	83
30	DEC. 16	@	NY Rangers	4-3	OL	14-9-7	35	71	MAR. 15	@	Calgary	4-3	W	37-23-11	85
31	DEC. 18	@	NY Islanders	4-3	W	15-9-7	37	72	MAR. 17	@	Edmonton	3-1	W	38-23-11	87
32	DEC. 20	@	Pittsburgh	6-1	L	15-10-7	37	73	MAR. 18	@	Vancouver	3-1	W	39-23-11	89
33	DEC. 23	@	San Jose	4-1	L	15-11-7	37	74	MAR. 20		CHICAGO	2-1	L	39-24-11	89
34	DEC. 26	@	Dallas	1-0	W	16-11-7	39	75	MAR. 22		ST. LOUIS	2-1	W	40-24-11	91
35	DEC. 28		ANAHEIM	3-1	L	16-12-7	39	76	MAR. 24		COLUMBUS	3-0	W	41-24-11	93
36	DEC. 29		LOS ANGELES	5-2	W	17-12-7	41	77	MAR. 26		SAN JOSE	4-1	L	41-25-11	93
37	DEC. 31	@	St. Louis	4-3	L	17-13-7	41	78	MAR. 29		DALLAS	2-1	W	42-25-11	95
38	JAN. 2	@	Minnesota	6-5	OL	17-13-8	42	79	APR. 1		COLORADO	4-3	OL	42-25-12	96
39	JAN. 4		COLUMBUS	4-2	W	18-13-8	44	80	APR. 6	@	Los Angeles	3-2	OL	42-25-13	97
40	JAN. 6	@	Colorado	2-0	W	19-13-8	46	81	APR. 8		SAN JOSE	4-3	W	43-25-13	99
41	JAN. 8		BUFFALO	2-1	OL	19-13-9	47	82	APR. 9	@	San Jose	3-1	L	43-26-13	107

## 42-27-13 (97 points), 1st Pacific Division

PLAYER	GP	G	A	PTS	PIM
Ray Whitney	82	24	53	77	28
Radim Vrbata	77	35	27	62	24
Shane Doan	79	22	28	50	48
Keith Yandle	82	11	32	43	51
Lauri Korpikoski	82	17	20	37	14
*Antoine Vermette	82	11	26	37	28
Martin Hanzal	64	8	26	34	63
Oliver Ekman-Larsson	82	13	19	32	32
Daymond Langkow	73	11	19	30	14
Raffi Torres	79	15	11	26	83
Mikkel Boedker	82	11	13	24	12
Boyd Gordon	75	8	15	23	10
Taylor Pyatt	73	9	10	19	23
Kyle Chipchura	53	3	13	16	42
*Gilbert Brule	33	5	9	14	11
Rostislav Klesla	65	3	10	13	54

PLAYER	GP	G	A	PTS	PIM
Michal Rozsival	54	1	12	13	34
Derek Morris	59	2	9	11	38
David Schlemko	46	1	10	11	10
Adrian Aucoin	64	2	7	9	42
*David Rundblad	30	1	6	7	6
*#Cal O'Reilly	22	2	3	5	2
Patrick O'Sullivan	23	2	2	4	2
Marc-Antoine Pouliot	13	0	4	4	2
Michael Stone	13	1	2	3	2
Chris Summers	21	0	3	3	11
Paul Bissonnette	31	1	0	1	41
#Petteri Nokelainen	5	0	1	1	0
Andy Miele	7	0	0	0	6
#Kyle Turris	6	0	0	0	4
Alexandre Bolduc	2	0	0	0	2
Matt Watkins	1	0	0	0	0

GOALTENDER	GP	MIN	GAA	W-L-T	SO	GA	SA	SV%
Mike Smith	67	3903	2.21	38-18-10	8	144	2066	.930
Jason LaBarbera	19	1015	2.54	3-9-3	0	43	486	.912
Curtis McElhinney	2	72	1.67	1-0-0	0	2	36	.944

\* - Acquired during season # - Relocated during season

#	DATE	H/R	OPPONENT	SCORE	RES	RECORD	PTS	#	DATE	H/R	OPPONENT	SCORE	RES	RECORD	PTS
1	OCT. 8	@	San Jose	6-3	L	0-1-0	0	42	JAN. 7		N.Y. ISLANDERS	5-1	W	20-17-5	45
2	OCT. 10	@	Dallas	2-1	OL	0-1-1	1	43	JAN. 10	@	N.Y. Rangers	2-1	OL	20-17-6	46
3	OCT. 13	@	Nashville	5-2	W	1-1-1	3	44	JAN. 12	@	Detroit	3-2	OL	20-17-7	47
4	OCT. 15		WINNIPEG	4-1	W	2-1-1	5	45	JAN. 13	@	Columbus	3-2	L	20-18-7	47
5	OCT. 18		CHICAGO	5-2	L	2-2-1	5	46	JAN. 16		COLORADO	6-1	W	21-18-7	49
6	OCT. 20		LOS ANGELES	2-0	L	2-3-1	5	47	JAN. 18	@	Anaheim	6-2	L	21-19-7	49
7	OCT. 23	@	Anaheim	5-4	W	3-3-1	7	48	JAN. 19		DETROIT	3-2	OL	21-19-8	50
8	OCT. 25		DALLAS	3-2	OL	3-3-2	8	49	JAN. 21		TAMPA BAY	4-3	L	21-20-8	50
9	OCT. 27		NEW JERSEY	5-3	W	4-3-2	10	50	JAN. 24		OTTAWA	3-2	W	22-20-8	52
10	OCT. 29		LOS ANGELES	3-2	W	5-3-2	12	51	JAN. 31		ANAHEIM	4-1	L	22-21-8	52
11	NOV. 2	@	Colorado	4-1	W	6-3-2	14	52	FEB. 4		SAN JOSE	5-3	W	23-21-8	54
12	NOV. 3		NASHVILLE	3-0	L	6-4-2	14	53	FEB. 6		DETROIT	3-1	W	24-21-8	56
13	NOV. 5		EDMONTON	4-2	W	7-4-2	16	54	FEB. 7	@	Dallas	4-1	W	25-21-8	58
14	NOV. 10		MONTREAL	3-2	OL	7-4-3	17	55	FEB. 9		CALGARY	2-1	W	26-21-8	60
15	NOV. 12	@	San Jose	3-0	W	8-4-3	19	56	FEB. 11		CHICAGO	3-0	W	27-21-8	62
16	NOV. 15	@	Toronto	3-2	W	9-4-3	21	57	FEB. 13	@	Vancouver	2-1	OL	27-21-9	63
17	NOV. 17	@	Philadelphia	2-1	L	9-5-3	21	58	FEB. 16	@	Los Angeles	1-0	W	28-21-9	65
18	NOV. 19	@	Buffalo	4-2	W	10-5-3	23	59	FEB. 18		DALLAS	2-1	W	29-21-9	67
19	NOV. 21	@	Washington	4-3	L	10-6-3	23	60	FEB. 21		LOS ANGELES	5-4	W	30-21-9	69
20	NOV. 23		ANAHEIM	4-2	W	11-6-3	25	61	FEB. 23	@	Calgary	4-3	W	31-21-9	71
21	NOV. 25		VANCOUVER	5-0	L	11-7-3	25	62	FEB. 25	@	Edmonton	3-1	W	32-21-9	73
22	NOV. 26		DALLAS	3-0	W	12-7-3	27	63	FEB. 28		VANCOUVER	2-1	W	33-21-9	75
23	NOV. 29	@	Chicago	4-1	W	13-7-3	29	64	MAR. 1		CALGARY	4-2	L	33-22-9	75
24	DEC. 1	@	Winnipeg	1-0	L	13-8-3	29	65	MAR. 3		COLUMBUS	5-2	L	33-23-9	75
25	DEC. 3		PHILADELPHIA	4-2	L	13-9-3	29	66	MAR. 5	@	Pittsburgh	2-1	L	33-24-9	75
26	DEC. 5	@	Chicago	4-3	W	14-9-3	31	67	MAR. 6	@	Columbus	3-2	L	33-25-9	75
27	DEC. 6	@	Nashville	3-2	W	15-9-3	33	68	MAR. 8		MINNESOTA	3-2	OL	33-25-10	76
28	DEC. 8	@	Detroit	5-2	L	15-10-3	33	69	MAR. 10		SAN JOSE	3-0	W	34-25-10	78
29	DEC. 10		MINNESOTA	4-1	L	15-11-3	33	70	MAR. 12		NASHVILLE	5-4	OL	34-25-11	79
30	DEC. 14	@	Anaheim	4-1	L	15-12-3	33	71	MAR. 14	@	Vancouver	5-4	W	35-25-11	81
31	DEC. 15		EDMONTON	4-2	W	16-12-3	35	72	MAR. 15	@	Calgary	4-1	L	35-26-11	81
32	DEC. 17		N.Y. RANGERS	3-2	L	16-13-3	35	73	MAR. 18	@	Edmonton	3-2	W	36-26-11	83
33	DEC. 20	@	Florida	2-1	W	17-13-3	37	74	MAR. 20	@	Dallas	4-3	OL	36-26-12	84
34	DEC. 21	@	Carolina	4-3	W	18-13-3	39	75	MAR. 22		COLORADO	3-2	W	37-26-12	86
35	DEC. 23		ST. LOUIS	3-2	L	18-14-3	39	76	MAR. 24	@	San Jose	4-3	OL	37-26-13	87
36	DEC. 26	@	Los Angeles	4-3	L	18-15-3	39	77	MAR. 25		ST. LOUIS	4-0	L	37-27-13	87
37	DEC. 28		BOSTON	2-1	OL	18-15-4	40	78	MAR. 29		SAN JOSE	2-0	W	38-27-13	89
38	DEC. 29	@	Colorado	3-2	L	18-16-4	40	79	MAR. 31		ANAHEIM	4-0	W	39-27-13	91
39	DEC. 31	@	Minnesota	4-2	W	19-16-4	42	80	APR. 3		COLUMBUS	2-0	W	40-27-13	93
40	JAN. 3	@	St. Louis	4-1	L	19-17-4	42	81	APR. 6	@	St. Louis	4-1	W	41-27-13	95
41	JAN. 5	@	Los Angeles	1-0	OL	19-17-5	43	82	APR. 7	@	Minnesota	4-1	W	42-27-13	97

## 21-18-9 (51 points), 4th Pacific Division

PLAYER	GP	G	A	PTS	PIM
Keith Yandle	48	10	20	30	54
Radim Vrbata	34	12	16	28	14
Shane Doan	48	13	14	27	37
Mikkel Boedker	48	7	19	26	12
Oliver Ekman-Larsson	48	3	21	24	26
Martin Hanzal	39	11	12	23	24
Antoine Vermette	48	13	8	21	36
David Moss	45	5	15	20	21
Kyle Chipchura	46	5	9	14	50
Boyd Gordon	48	4	10	14	8
#Raffi Torres	28	5	7	12	13
#Steve Sullivan	33	5	7	12	20
Lauri Korpikoski	36	6	5	11	12
Rob Klinkhammer	22	5	6	11	10

PLAYER	GP	G	A	PTS	PIM
Derek Morris	39	0	11	11	36
Michael Stone	40	5	4	9	16
#Matthew Lombardi	21	4	4	8	4
Rostislav Klesla	38	2	6	8	22
Nick Johnson	17	4	2	6	0
David Schlemko	30	1	5	6	12
Paul Bissonnette	28	0	6	6	36
Chris Conner	12	1	1	2	2
Zbynek Michalek	34	0	2	2	14
David Rundblad	8	0	1	1	0
Chris Brown	5	0	0	0	2
Alexandre Bolduc	14	0	0	0	2
Chris Summers	6	0	0	0	9
Andy Miele	1	0	0	0	0

GOALTENDER	GP	MIN	GAA	W-L-T	SO	GA	SA	SV%
Mike Smith	34	1,955	2.58	15-12-5	5	84	938	.910
Jason LaBarbera	15	725	2.64	4-6-2	0	32	418	.923
Chad Johnson	4	246	1.21	2-0-2	1	5	108	.954

\* - Acquired during season, # - Relocated during season

#	DATE	H/R	OPPONENT	SCORE	RES	RECORD	PTS	#	DATE	H/R	OPPONENT	SCORE	RES	RECORD	PTS
1	JAN. 19	@	Dallas	4-3	L	0-1-0		25	MAR. 9		DALLAS	2-1	W	12-10-3	27
2	JAN. 20		CHICAGO	6-4	L	0-2-0		26	MAR. 12		LOS ANGELES	5-2	W	13-10-3	29
3	JAN. 23		COLUMBUS	5-1	W	1-2-0	2	27	MAR. 14	@	St. Louis	3-0	L	13-11-3	
4	JAN. 24	@	San Jose	5-3	L	1-3-0		28	MAR. 16	@	Columbus	1-0	OL	13-11-4	30
5	JAN. 26		LOS ANGELES	4-2	L	1-4-0		29	MAR. 18	@	Los Angeles	4-0	L	13-12-4	
6	JAN. 28		NASHVILLE	4-0	W	2-4-0	4	30	MAR. 19	@	Los Angeles	3-2	L	13-13-4	
7	JAN. 30		EDMONTON	2-1	OL	2-4-1	5	31	MAR. 21		VANCOUVER	2-1	L	13-14-4	
8	FEB. 1	@	Dallas	4-3	OL	2-4-2	6	32	MAR. 25		DETROIT	3-2	L	13-15-4	
9	FEB. 2		DALLAS	2-0	W	3-4-2	8	33	MAR. 27	@	Minnesota	4-3	OL	13-15-5	31
10	FEB. 4		MINNESTOA	2-1	W	4-4-2	10	34	MAR. 28	@	Nashville	7-4	W	14-15-5	33
11	FEB. 7		CHICAGO	6-2	L	4-5-2		35	MAR. 30	@	San Jose	3-2	OL	14-15-6	34
12	FEB. 9	@	San Jose	1-0	W	5-5-2	12	36	APR. 2		LOS ANGELES	3-1	W	15-15-6	36
13	FEB. 11	@	Colorado	3-2	W	6-5-2	14	37	APR. 4		DETROIT	4-2	W	16-15-6	38
14	FEB. 14	@	Nashville	3-0	L	6-6-2		38	APR. 6		COLORADO	4-0	W	17-15-6	40
15	FEB. 16		COLUMBUS	5-3	W	7-6-2	16	39	APR. 8	@	Vancouver	2-0	L	17-16-6	
16	FEB. 18		CALGARY	4-0	W	8-6-2	18	40	APR. 10	@	Edmonton	3-1	W	18-16-6	42
17	FEB. 23	@	Edmonton	3-2	OL	8-6-3	19	41	APR. 12	@	Calgary	3-2	OL	18-16-7	43
18	FEB. 24	@	Calgary	5-4	L	8-7-3		42	APR. 15		SAN JOSE	4-0	L	18-17-7	
19	FEB. 26	@	Vancouver	4-2	W	9-7-3	21	43	APR. 18	@	St. Louis	2-1	OL	18-17-8	44
20	FEB. 28		MINNESOTA	4-3	L	9-8-3		44	APR. 20	@	Chicago	3-2	W	19-17-8	46
21	MAR. 2		ANAHEIM	5-4	W	10-8-3	23	45	APR. 22	@	Detroit	4-0	L	19-18-8	
22	MAR. 4		ANAHEIM	5-4	W	11-8-3	25	46	APR. 24		SAN JOSE	2-1	W	20-18-8	48
23	MAR. 6	@	Anaheim	2-0	L	11-9-3		47	APR. 26		COLORADO	5-4	OL	20-18-9	49
24	MAR. 7		ST. LOUIS	6-3	L	11-10-3		48	APR. 27	@	Anaheim	5-3	W	21-18-9	51

## 37-30-15 (89 points), 4th Pacific Division

PLAYER	GP	G	A	PTS	PIM
Keith Yandle	82	8	45	53	63
Radim Vrbata	80	20	31	51	22
Mikkel Boedker	82	19	32	51	20
Shane Doan	69	23	24	47	34
Mike Ribeiro	80	16	31	47	52
Antoine Vermette	82	24	21	45	44
Oliver Ekman-Larsson	80	15	29	44	50
Martin Hanzal	65	15	25	40	73
Lauri Korpikoski	64	9	16	25	24
David Moss	79	8	14	22	18
Michael Stone	70	8	13	21	38
Rob Klinkhammer	72	11	9	20	19
Kyle Chipchura	80	5	15	20	45
Derek Morris	63	5	12	17	41
Jeff Halpern	69	5	7	12	24
Zbynek Michalek	59	2	8	10	24

PLAYER	GP	G	A	PTS	PIM
David Schlemko	48	1	8	9	18
Tim Kennedy	37	2	6	8	4
Paul Bissonnette	39	2	6	8	53
Connor Murphy	30	1	7	8	10
Brandon McMillan	22	2	4	6	4
* Martin Erat	17	2	3	5	6
# Rostislav Klesla	25	1	3	4	24
Jordan Szwarz	26	3	0	3	19
Chris Summers	18	2	1	3	15
Andy Miele	7	0	2	2	5
# David Rundblad	12	0	1	1	6
# Chris Brown	6	0	0	0	17
Brandon Gormley	5	0	0	0	2
Brandon Yip	2	0	0	0	0
# Gilbert Brule	3	0	0	0	2
Lucas Lessio	3	0	0	0	2

GOALTENDER	GP	MIN	GAA	W-L-T	SO	GA	SA	SV%
Mike Smith	62	3,609	2.64	27-21-10	3	159	1871	.915
Thomas Greiss	25	1,312	2.29	10-8-5	2	50	626	.920
Mark Visentin	1	58	3.05	0-1-0	0	3	32	.906

\* - Acquired during season # - Relocated during season

#	DATE	H/R	OPPONENT	SCORE	RES	RECORD	PTS
1	OCT. 3		NY RANGERS	4-1	W	1-0-0	2
2	OCT. 5	@	San Jose	4-1	L	1-1-0	
3	OCT. 8	@	NY Islanders	6-1	L	1-2-0	
4	OCT. 10	@	Detroit	4-2	W	2-2-0	4
5	OCT. 11	@	Philadelphia	2-1	W	3-2-0	6
6	OCT. 13	@	Carolina	5-3	W	4-2-0	8
7	OCT. 15		OTTAWA	4-3	OL	4-2-1	9
8	OCT. 18	@	Anaheim	3-2	OL	4-2-2	10
9	OCT. 19		DETROIT	5-2	W	5-2-2	12
10	OCT. 22		CALGARY	4-2	W	6-2-2	14
11	OCT. 24	@	Los Angeles	7-4	L	6-3-2	
12	OCT. 26		EDMONTON	5-4	W	7-3-2	16
13	OCT. 29		LOS ANGELES	3-1	W	8-3-2	18
14	OCT. 31		NASHVILLE	5-4	W	9-3-2	20
15	NOV. 2	@	San Jose	3-2	W	10-3-2	22
16	NOV. 5		VANCOUVER	3-2	W	11-3-2	24
17	NOV. 6	@	Anaheim	5-2	L	11-4-2	
18	NOV. 9		WASHINGTON	4-3	W	12-4-2	26
19	NOV. 12	@	St. Louis	3-2	W	13-4-2	28
20	NOV. 14	@	Chicago	5-4	OL	13-4-3	29
21	NOV. 16		TAMPA BAY	6-3	W	14-4-3	31
22	NOV. 21		COLORADO	4-3	OL	14-4-4	32
23	NOV. 23		ANAHEIM	4-2	L	14-5-4	
24	NOV. 25	@	Nashville	4-2	L	14-6-4	
25	NOV. 27	@	Minnesota	3-1	W	15-6-4	34
26	NOV. 30		CHICAGO	5-2	L	15-7-4	
27	DEC. 3	@	Edmonton	6-2	W	16-7-4	36
28	DEC. 4	@	Calgary	4-1	L	16-8-4	
29	DEC. 6	@	Vancouver	3-2	OL	16-8-5	37
30	DEC. 10	@	Colorado	3-1	W	17-8-5	39
31	DEC. 12		NY ISLANDERS	6-3	W	18-8-5	41
32	DEC. 14		CAROLINA	3-1	L	18-9-5	
33	DEC. 17	@	Montreal	3-1	L	18-10-5	
34	DEC. 19	@	Toronto	2-1	OL	18-10-6	42
35	DEC. 21	@	Ottawa	4-3	W	19-10-6	44
36	DEC. 23	@	Buffalo	2-1	OL	19-10-7	45
37	DEC. 27		SAN JOSE	4-3	OL	19-10-8	46
38	DEC. 28	@	Anaheim	3-2	OL	19-10-9	47
39	DEC. 31		EDMONTON	4-3	W	20-10-9	49
40	JAN. 2		COLUMBUS	2-0	L	20-11-9	
41	JAN. 4		PHILADELPHIA	5-3	L	20-12-9	
42	JAN. 7		CALGARY	6-0	W	21-12-9	51
43	JAN. 9		MINNESOTA	4-1	L	21-13-9	
44	JAN. 11		ANAHEIM	5-3	L	21-14-9	
45	JAN. 13	@	Winnipeg	5-1	L	21-15-9	
46	JAN. 14	@	St. Louis	2-1	L	21-16-9	
47	JAN. 16		VANCOUVER	1-0	W	22-16-9	53
48	JAN. 18		NEW JERSEY	3-2	W	23-16-8	55
49	JAN. 20		TORONTO	4-2	L	23-17-9	
50	JAN. 22	@	Calgary	3-2	L	23-18-9	
51	JAN. 24	@	Edmonton	4-3	W	24-18-9	57
52	JAN. 26	@	Vancouver	5-4	OL	24-18-10	58
53	JAN. 28		LOS ANGELES	3-0	W	25-18-10	60
54	JAN. 30		BUFFALO	3-2	L	25-19-10	
55	FEB. 1		PITTSBURGH	3-1	W	26-19-10	62
56	FEB. 4		DALLAS	3-1	L	26-20-10	
57	FEB. 7		CHICAGO	2-0	W	27-20-10	64
58	FEB. 8	@	Dallas	2-1	L	27-21-10	
59	FEB. 27	@	Winnipeg	3-2	OL	27-21-11	65
60	FEB. 28	@	Colorado	4-2	L	27-22-11	
61	MAR. 2		ST. LOUIS	4-2	L	27-23-11	
62	MAR. 4		VANCOUVER	1-0	W	28-23-11	67
63	MAR. 6		MONTREAL	5-2	W	29-23-11	69
64	MAR. 8	@	Washington	3-2	L	29-24-11	
65	MAR. 10	@	Tampa Bay	4-3	W	30-24-11	71
66	MAR. 11	@	Florida	3-1	W	31-24-11	73
67	MAR. 13	@	Boston	2-1	L	31-25-11	
68	MAR. 15		CALGARY	3-2	W	32-25-11	75
69	MAR. 17	@	Los Angeles	4-3	W	33-25-11	77
70	MAR. 20		FLORIDA	2-1	W	34-25-11	79
71	MAR. 22		BOSTON	4-2	L	34-26-11	
72	MAR. 24	@	NY Rangers	4-3	OL	34-26-12	80
73	MAR. 25	@	Pittsburgh	3-2	W	35-26-12	82
74	MAR. 27	@	New Jersey	3-2	W	36-26-12	84
75	MAR. 29		MINNESOTA	3-1	L	36-27-12	
76	APR. 1		WINNIPEG	2-1	OL	36-27-13	85
77	APR. 2	@	Los Angeles	4-0	L	36-28-13	
78	APR. 4		EDMONTON	3-2	OL	36-28-14	86
79	APR. 8	@	Columbus	4-3	OL	36-28-15	87
80	APR. 10	@	Nashville	2-0	L	36-29-15	
81	APR. 12		SAN JOSE	3-2	L	36-30-15	
82	APR. 13		DALLAS	2-1	W	37-30-15	89



## 24-50-8 (56 points), 7th Pacific Division

PLAYER	GP	G	A	PTS	PIM
Oliver Ekman-Larsson	82	23	20	43	40
Sam Gagner	81	15	26	41	28
# Keith Yandle	63	4	37	41	32
Shane Doan	79	14	22	36	65
# Antoine Vermette	63	13	22	35	34
Martin Erat	79	9	23	32	48
Mikkel Boedker	45	14	14	28	6
Martin Hanzal	37	8	16	24	31
Tobias Rieder	72	13	8	21	14
Lauri Korpikoski	69	6	15	21	12
Michael Stone	81	3	15	18	60
* Mark Arcobello	27	9	7	16	6
Kyle Chipchura	70	4	10	14	82
David Moss	60	4	8	12	24
Joe Vitale	70	3	6	9	36
# Zbynek Michalek	53	2	6	8	12
Connor Murphy	73	4	3	7	42
B.J. Crombeen	58	3	3	6	79
Lucas Lessio	26	2	3	5	8

PLAYER	GP	G	A	PTS	PIM
* John Moore	19	1	4	5	11
Brandon Gormley	27	2	2	4	10
# David Schlemko	20	1	3	4	4
* Craig Cunningham	19	1	3	4	2
# Rob Klunkhammer	19	3	0	3	4
# Brandon McMillan	50	1	2	3	16
* Klas Dahlbeck	19	0	3	3	6
# Chris Summers	17	0	3	3	8
* Tye McGinn	18	1	1	2	10
Jordan Szwarz	9	1	0	1	2
Justin Hodgman	5	1	0	1	2
Jordan Martinook	8	0	1	1	0
Brendan Shinnimin	12	0	1	1	8
Andrew Campbell	33	0	1	1	10
* Philip Samuelsson	4	0	0	0	0
Dylan Reese	1	0	0	0	0
Henrik Samuelsson	3	0	0	0	2
Alexandre Bolduc	3	0	0	0	2
Tyler Gaudet	2	0	0	0	0

GOALTENDER	GP	MIN	GAA	W-L-T	SO	GA	SA	SV%
Mike Smith	62	3,555	3.16	14-42-5	0	187	1955	.904
Devan Dubnyk	19	1,034	2.72	9-5-2	1	47	561	.916
Louis Domingue	7	307	2.73	1-2-1	0	14	158	.911
Mike McKenna	1	60	5.00	0-1-0	0	5	34	.853

\* - Acquired during season, # - Relocated during season

#	DATE	H/R	OPPONENT	SCORE	RES	RECORD	PTS	#	DATE	H/R	OPPONENT	SCORE	RES	RECORD	PTS
1	OCT. 9		WINNIPEG	6-2	L	0-1-0		42	JAN. 13		SAN JOSE	3-2	L	16-22-4	
2	OCT. 11		LOS ANGELES	3-2	W	1-1-0	2	43	JAN. 15		CALGARY	4-1	L	16-23-4	
3	OCT. 15		EDMONTON	7-4	W	2-1-0	4	44	JAN. 17	@	Minnesota	3-1	L	16-24-4	
4	OCT. 18		ST. LOUIS	6-1	L	2-2-0		45	JAN. 18	@	Winnipeg	4-3	OL	16-24-5	37
5	OCT. 21	@	Nashville	4-3	OL	2-2-1	5	46	JAN. 20	@	Chicago	6-1	L	16-25-5	
6	OCT. 23	@	Minnesota	2-0	L	2-3-1		47	JAN. 27	@	Philadelphia	4-3	OL	16-25-6	38
7	OCT. 25		FLORIDA	2-1	W	3-3-1	7	48	JAN. 29	@	Toronto	3-1	W	17-25-6	40
8	OCT. 28	@	Tampa Bay	7-3	L	3-4-1		49	JAN. 31	@	Ottawa	7-2	L	17-26-6	
9	OCT. 30	@	Florida	2-1	L	3-5-1		50	FEB. 1	@	Montreal	3-2	W	18-26-6	42
10	NOV. 1	@	Carolina	3-0	L	3-6-1		51	FEB. 3	@	Columbus	4-1	W	19-26-6	44
11	NOV. 2	@	Washington	6-5	W	4-6-1	9	52	FEB. 5		CAROLINA	2-1	OL	19-26-7	45
12	NOV. 4		TORONTO	3-2	W	5-6-1	11	53	FEB. 7		DETROIT	3-1	L	19-27-7	
13	NOV. 7	@	Anaheim	3-2	W	6-6-1	13	54	FEB. 9	@	Chicago	3-2	W	20-27-7	47
14	NOV. 8		NY ISLANDERS	1-0	L	6-7-1		55	FEB. 10	@	St. Louis	2-1	L	20-28-7	
15	NOV. 11		DALLAS	4-3	L	6-8-1		56	FEB. 13		SAN JOSE	4-2	L	20-29-7	
16	NOV. 13	@	Calgary	5-3	L	6-9-1		57	FEB. 14		NY RANGERS	5-1	L	20-30-7	
17	NOV. 14	@	Vancouver	5-0	W	7-9-1	15	58	FEB. 16	@	Colorado	5-2	L	20-31-7	
18	NOV. 16	@	Edmonton	2-1	W	8-9-1	17	59	FEB. 21		TAMPA BAY	4-2	L	20-32-7	
19	NOV. 18		WASHINGTON	2-1	OL	8-9-2	18	60	FEB. 23	@	New Jersey	3-0	L	20-33-7	
20	NOV. 20	@	Dallas	3-1	L	8-10-2		61	FEB. 24	@	NY Islanders	5-1	L	20-34-7	
21	NOV. 22	@	San Jose	4-3	W	9-10-2	20	62	FEB. 26	@	NY Rangers	4-3	L	20-35-7	
22	NOV. 23	@	Anaheim	2-1	L	9-11-2		63	FEB. 28	@	Boston	4-1	L	20-36-7	
23	NOV. 25		COLORADO	4-3	OL	9-11-3	21	64	MAR. 3		ANAHEIM	4-1	L	20-37-7	
24	NOV. 29		CALGARY	3-0	L	9-12-3		65	MAR. 5		VANCOUVER	3-2	W	21-37-7	49
25	DEC. 1	@	Edmonton	5-2	W	10-12-3	23	66	MAR. 7		MONTREAL	2-0	L	21-38-7	
26	DEC. 2	@	Calgary	5-2	L	10-13-3		67	MAR. 9		NASHVILLE	2-1	OL	21-38-8	50
27	DEC. 4		LOS ANGELES	4-0	L	10-14-3		68	MAR. 12		CHICAGO	2-1	L	21-39-8	
28	DEC. 6		BOSTON	5-2	L	10-15-3		69	MAR. 14		NEW JERSEY	4-1	L	21-40-8	
29	DEC. 11		NASHVILLE	5-1	L	10-16-3		70	MAR. 16	@	Los Angeles	1-0	L	21-41-8	
30	DEC. 13		MINNESOTA	4-3	OL	10-16-4	24	71	MAR. 19		COLORADO	5-2	L	21-42-8	
31	DEC. 16		EDMONTON	2-1	W	11-16-4	26	72	MAR. 21		PITTSBURGH	3-1	L	21-43-8	
32	DEC. 20	@	Los Angeles	4-2	L	11-17-4		73	MAR. 22		VANCOUVER	3-1	L	21-44-8	
33	DEC. 22	@	Vancouver	7-1	L	11-18-4		74	MAR. 24	@	Detroit	5-4	W	22-44-8	52
34	DEC. 23	@	Edmonton	5-1	W	12-18-4	28	75	MAR. 26	@	Buffalo	4-3	W	23-44-8	54
35	DEC. 27		ANAHEIM	2-1	W	13-18-4	30	76	MAR. 28	@	Pittsburgh	3-2	L	23-45-8	
36	DEC. 29		PHILADELPHIA	4-2	W	14-18-4	32	77	MAR. 30		BUFFALO	4-1	L	23-46-8	
37	DEC. 31	@	Dallas	6-0	L	14-19-4		78	APR. 3	@	San Jose	3-1	L	23-47-8	
38	JAN. 3		COLUMBUS	6-3	W	15-19-4	34	79	APR. 4		SAN JOSE	5-3	W	24-47-8	56
39	JAN. 6		ST. LOUIS	6-0	L	15-20-4		80	APR. 7	@	Calgary	3-2	L	24-48-8	
40	JAN. 8		WINNIPEG	4-1	W	16-20-4	36	81	APR. 9	@	Vancouver	5-0	L	24-49-8	
41	JAN. 10		OTTAWA	5-1	L	16-21-4		82	APR. 11		ANAHEIM	2-1	L	24-50-8	

## 35-39-8 (78 points), 4th Pacific Division

PLAYER	GP	G	A	PTS	PIM
Oliver Ekman-Larsson	75	21	34	55	96
Max Domi	81	18	34	52	72
Shane Doan	72	28	19	47	98
Anthony Duclair	81	20	24	44	49
Martin Hanzal	64	13	28	41	77
#Mikkel Boedker	62	13	26	39	10
Antoine Vermette	76	17	21	38	93
Tobias Rieder	82	14	23	37	10
Michael Stone	75	6	30	36	62
Brad Richardson	82	11	20	31	46
Jordan Martinook	81	9	15	24	18
Connor Murphy	78	6	11	17	48
*Alex Tanguay	18	4	9	13	8
Kyle Chipchura	70	4	8	12	38
*Kevin Connauton	38	4	5	9	39

PLAYER	GP	G	A	PTS	PIM
Klas Dahlbeck	71	2	6	8	28
Nicklas Grossmann	58	3	4	7	24
Zbynek Michalek	70	2	5	7	20
*Viktor Tikhonov	39	3	3	6	14
Steve Downie	26	3	3	6	53
#Stefan Elliott	19	2	4	6	4
Boyd Gordon	65	2	2	4	10
Tyler Gaudet	14	1	2	3	0
#Dustin Jeffrey	7	1	1	2	2
*Jiri Sekac	11	0	2	2	10
Laurent Dauphin	8	1	0	1	4
Sergei Plotnikov	13	0	1	1	4
#John Scott	11	0	1	1	25
Craig Cunningham	10	0	1	1	2
*Christian Thomas	1	0	0	0	0

GOALTENDER	GP	MIN	GAA	W-L-T	SO	GA	SA	SV%
Mike Smith	32	1,753:30	2.63	14-13-2	3	77	921	.916
Louis Domingue	39	2,206:04	2.75	9-18-5	2	101	1142	.912
Anders Lindback	19	906:08	3.11	1-7-1	0	47	443	.894
Niklas Treutle	2	49:42	6.00	0-1-0	0	5	20	.75

\* - Acquired during season

# - Relocated during season

#	DATE	H/R	OPPONENT	SCORE	RES	RECORD	PTS	#	DATE	H/R	OPPONENT	SCORE	RES	RECORD	PTS
1	OCT. 9	@	Los Angeles	4-1	W	1-0-0	2	42	JAN. 12		EDMONTON	4-3	W	22-16-4	48
2	OCT. 10		PITTSBURGH	2-1	W	2-0-0	4	43	JAN. 14		DETROIT	3-2	OL	22-16-5	49
3	OCT. 14	@	Anaheim	4-0	W	3-0-0	6	44	JAN. 16		NEW JERSEY	2-0	L	22-17-5	
4	OCT. 15		MINNESOTA	4-3	L	3-1-0		45	JAN. 18		BUFFALO	2-1	L	22-18-5	
5	OCT. 17		BOSTON	5-3	L	3-2-0		46	JAN. 21		SAN JOSE	3-1	L	22-19-5	
6	OCT. 20	@	New Jersey	3-2	OL	3-2-1	7	47	JAN. 23		LOS ANGELES	3-2	W	23-19-5	51
7	OCT. 22	@	NY Rangers	4-1	L	3-3-1		48	JAN. 25	@	Minnesota	2-1	W	24-19-5	53
8	OCT. 24	@	Ottawa	4-1	W	4-3-1	9	49	JAN. 26	@	Winnipeg	5-2	L	24-20-5	
9	OCT. 26	@	Toronto	4-3	W	5-3-1	11	50	FEB. 2		LOS ANGELES	6-2	L	24-21-5	
10	OCT. 27	@	Boston	6-0	L	5-4-1		51	FEB. 4		CHICAGO	5-4	OL	24-21-6	54
11	OCT. 30		VANCOUVER	4-3	L	5-5-1		52	FEB. 5	@	Anaheim	5-2	L	24-22-6	
12	NOV. 5		COLORADO	4-2	W	6-5-1	13	53	FEB. 10		VANCOUVER	2-1	L	24-23-6	
13	NOV. 7		NY RANGERS	4-1	L	6-6-1		54	FEB. 12		CALGARY	4-1	W	25-23-6	56
14	NOV. 9	@	Anaheim	4-3	W	7-6-1	15	55	FEB. 13	@	San Jose	4-1	L	25-24-6	
15	NOV. 10	@	Los Angeles	3-2	W	8-6-1	17	56	FEB. 15		MONTREAL	6-2	W	26-24-6	58
16	NOV. 12		EDMONTON	4-1	W	9-6-1	19	57	FEB. 18		DALLAS	6-3	W	27-24-6	60
17	NOV. 14	@	Columbus	5-2	L	9-7-1		58	FEB. 20		ST. LOUIS	6-4	L	27-25-6	
18	NOV. 16	@	NY Islanders	5-2	L	9-8-1		59	FEB. 22	@	Washington	3-2	L	27-26-6	
19	NOV. 19	@	Montreal	3-2	W	10-8-1	21	60	FEB. 23	@	Tampa Bay	2-1	L	27-27-6	
20	NOV. 21	@	Winnipeg	3-2	L	10-9-1		61	FEB. 25	@	Florida	3-2	L	27-28-6	
21	NOV. 25		ANAHEIM	4-2	W	11-9-1	23	62	FEB. 27	@	Philadelphia	4-2	L	27-29-6	
22	NOV. 27		CALGARY	2-1	W	12-9-1	25	63	FEB. 29	@	Pittsburgh	6-0	L	27-30-6	
23	NOV. 28		OTTAWA	4-3	W	13-9-1	27	64	MAR. 3		ANAHEIM	5-1	L	27-31-6	
24	DEC. 1	@	Nashville	5-2	L	13-10-1		65	MAR. 5		FLORIDA	5-1	W	28-31-6	62
25	DEC. 3	@	Detroit	5-1	L	13-11-1		66	MAR. 7	@	Colorado	3-1	L	28-32-6	
26	DEC. 4	@	Buffalo	5-2	L	13-12-1		67	MAR. 9	@	Vancouver	3-2	OL	28-32-7	63
27	DEC. 6	@	Carolina	5-4	L	13-13-1		68	MAR. 11	@	Calgary	4-1	W	29-32-7	65
28	DEC. 8	@	St. Louis	4-1	L	13-14-1		69	MAR. 12	@	Edmonton	4-0	W	30-32-7	67
29	DEC. 11		MINNESOTA	2-1	W	14-14-1	29	70	MAR. 17		SAN JOSE	3-1	W	31-32-7	69
30	DEC. 12		CAROLINA	5-4	OL	14-14-2	30	71	MAR. 19		TAMPA BAY	2-0	L	31-33-7	
31	DEC. 17		COLUMBUS	7-5	L	14-15-2		72	MAR. 20	@	San Jose	3-0	L	31-34-7	
32	DEC. 19		NY ISLANDERS	1-0	W	15-15-2	32	73	MAR. 22		EDMONTON	4-2	W	32-34-7	71
33	DEC. 22		TORONTO	3-2	W	16-15-2	34	74	MAR. 24		DALLAS	3-1	W	33-34-7	73
34	DEC. 26		LOS ANGELES	4-3	OL	16-15-3	35	75	MAR. 26		PHILADELPHIA	2-1	W	34-34-7	75
35	DEC. 27	@	Colorado	2-1	W	17-15-3	37	76	MAR. 28		CALGARY	5-2	L	34-35-7	
36	DEC. 29		CHICAGO	7-5	L	17-16-3		77	MAR. 31	@	Dallas	4-1	L	34-36-7	
37	DEC. 31		WINNIPEG	4-2	W	18-16-3	39	78	APR. 2		WASHINGTON	3-0	W	35-36-7	77
38	JAN. 2	@	Edmonton	4-3	OL	18-16-4	40	79	APR. 4	@	St. Louis	5-2	L	35-37-7	
39	JAN. 4	@	Vancouver	3-2	W	19-16-4	42	80	APR. 5	@	Chicago	6-2	L	35-38-7	
40	JAN. 7	@	Calgary	2-1	W	20-16-4	44	81	APR. 7	@	Nashville	3-2	OL	35-38-8	78
41	JAN. 9		NASHVILLE	4-0	W	21-16-4	46	82	APR. 9	@	San Jose	1-0	L	35-39-8	

## 30-42-10 (70 points), 6th Pacific Division

PLAYER	GP	G	A	PTS	PIM
Radim Vrbata	81	20	35	55	16
Oliver Ekman-Larsson	79	12	27	39	48
Max Domi	59	9	29	38	40
Alex Goligoski	82	6	30	36	28
Tobias Rieder	80	16	18	34	6
Christian Dvorak	78	15	18	33	22
Shane Doan	74	6	21	27	48
# Martin Hanzal	51	16	10	26	43
Jordan Martinook	77	11	14	25	40
Brendan Perlini	57	14	7	21	20
Jakob Chychrun	68	7	13	20	47
Jamie McGinn	72	9	8	17	23
Connor Murphy	77	2	15	17	45
Anthony Duclair	58	5	10	15	14
Anthony DeAngelo	39	5	9	14	37
*Alexander Burmistrov	26	5	9	14	6

PLAYER	GP	G	A	PTS	PIM
#Ryan White	46	7	6	13	70
Lawson Crouse	72	5	7	12	48
*Peter Holland	40	5	6	11	18
*Josh Jooris	42	3	7	10	10
Brad Richardson	16	5	4	9	15
# Michael Stone	45	1	8	9	12
Luke Schenn	78	1	7	8	85
Christian Fischer	7	3	0	3	0
Laurent Dauphin	24	2	1	3	12
Clayton Keller	3	0	2	2	0
*Teemu Pulkkinen	4	1	0	1	4
Dylan Strome	7	0	1	1	4
Kevin Connauton	24	0	1	1	24
Tyler Gaudet	4	0	1	1	0
Jamie McBain	3	0	0	0	0
Zbynek Michalek	3	0	0	0	0

GOALTENDER	GP	MIN	GAA	W-L-T	SO	GA	SA	SV%
Mike Smith	55	3,202	2.92	19-26-9	3	156	1819	.914
Louis Domingue	31	1,598	3.08	11-15-1	0	82	888	.908
# Justin Peters	3	132	3.16	0-1-0	0	7	70	.900
Marek Langhamer	1	15	3.75	0-0-0	0	1	8	.875

\* - Acquired during season

# - Relocated during season

#	DATE	H/R	OPPONENT	SCORE	RES	RECORD	PTS
1	OCT. 15		PHILADELPHIA	4-3	W	1-0-0	2
2	OCT. 18	@	Ottawa	7-4	L	1-1-0	
3	OCT. 20	@	Montreal	5-2	L	1-2-0	
4	OCT. 21	@	NY Islanders	3-2	L	1-3-0	
5	OCT. 23	@	NY Rangers	3-2	L	1-4-0	
6	OCT. 25	@	New Jersey	5-3	L	1-5-0	
7	OCT. 27	@	Philadelphia	5-4	W	2-5-0	4
8	OCT. 29		COLORADO	3-2	L	2-6-0	
9	NOV. 1		SAN JOSE	3-2	W	3-6-0	6
10	NOV. 3		NASHVILLE	3-2	W	4-6-0	8
11	NOV. 4	@	Anaheim	5-1	L	4-7-0	
12	NOV. 8	@	COLORADO	4-2	W	5-7-0	10
13	NOV. 10		WINNIPEG	3-2	L	5-8-0	
14	NOV. 12		BOSTON	2-1	L	5-9-0	
15	NOV. 16	@	Calgary	2-1	OL	5-9-1	11
16	NOV. 17	@	Vancouver	3-2	OL	5-9-2	12
17	NOV. 19		SAN JOSE	3-2	W	6-9-2	14
18	NOV. 23		VANCOUVER	4-1	L	6-10-2	
19	NOV. 25		EDMONTON	3-2	W	7-10-2	16
20	NOV. 27	@	Edmonton	2-1	W	8-10-2	18
21	NOV. 29	@	San Jose	2-1	OL	8-10-3	19
22	DEC. 1		LOS ANGELES	4-3	L	8-11-3	
23	DEC. 3		COLUMBUS	3-2	OL	8-11-4	20
24	DEC. 5	@	Columbus	4-1	L	8-12-4	
25	DEC. 6	@	Chicago	4-0	L	8-13-4	
26	DEC. 8		CALGARY	2-1	OL	8-13-5	21
27	DEC. 10		NASHVILLE	4-1	W	9-13-5	23
28	DEC. 12	@	Pittsburgh	7-0	L	9-14-5	
29	DEC. 13	@	Detroit	4-1	W	10-14-5	25
30	DEC. 15	@	Toronto	3-2	W	11-14-5	27
31	DEC. 17	@	Minnesota	4-1	L	11-15-5	
32	DEC. 19		CALGARY	4-2	L	11-16-5	
33	DEC. 21		EDMONTON	3-2	L	11-17-5	
34	DEC. 23		TORONTO	4-1	L	11-18-5	
35	DEC. 27		DALLAS	3-2	L	11-19-5	
36	DEC. 29		NY RANGERS	6-3	L	11-20-5	
37	DEC. 31	@	Calgary	4-2	L	11-21-5	
38	JAN. 4	@	Vancouver	3-0	L	11-22-5	
39	JAN. 6	@	Anaheim	3-2	OL	11-22-6	28
40	JAN. 7		NY ISLANDERS	2-1	W	12-22-6	30
41	JAN. 13		WINNIPEG	4-3	W	13-22-6	32

#	DATE	H/R	OPPONENT	SCORE	RES	RECORD	PTS
42	JAN. 14		ANAHEIM	3-0	L	13-23-6	
43	JAN. 16	@	Edmonton	3-1	L	13-24-6	
44	JAN. 18	@	Winnipeg	6-3	L	13-25-6	
45	JAN. 19	@	Minnesota	4-3	L	13-26-6	
46	JAN. 21		TAMPA BAY	5-3	W	14-26-6	34
47	JAN. 23		FLORIDA	3-2	W	15-26-6	36
48	JAN. 26		VANCOUVER	3-0	W	16-26-6	38
49	JAN. 31		LOS ANGELES	3-2	L	16-27-6	
50	FEB. 2		CHICAGO	4-3	L	16-28-6	
51	FEB. 4	@	San Jose	3-2	W	17-28-6	40
52	FEB. 9		MONTREAL	5-4	OL	17-28-7	41
53	FEB. 11		PITTSBURGH	4-3	W	18-28-7	43
54	FEB. 13	@	Calgary	5-0	W	19-28-7	45
55	FEB. 14	@	Edmonton	5-2	L	19-29-7	
56	FEB. 16	@	Los Angeles	5-3	W	20-29-7	47
57	FEB. 18		SAN JOSE	4-1	L	20-30-7	
58	FEB. 20		ANAHEIM	3-2	W	21-30-7	49
59	FEB. 23	@	Chicago	6-3	L	21-31-7	
60	FEB. 24	@	Dallas	5-2	L	21-32-7	
61	FEB. 26		BUFFALO	3-2	W	22-32-7	51
62	FEB. 28	@	Boston	4-1	L	22-33-7	
63	MAR. 2	@	Buffalo	6-3	L	22-34-7	
64	MAR. 3	@	Carolina	4-2	W	23-34-7	53
65	MAR. 5		CAROLINA	2-1	L	23-35-7	
66	MAR. 9		OTTAWA	3-2	OL	23-35-8	54
67	MAR. 11		NEW JERSEY	5-4	W	24-35-8	56
68	MAR. 13		COLORADO	1-0	W	25-35-8	58
69	MAR. 14	@	Los Angeles	3-2	W	26-35-8	60
70	MAR. 16		DETROIT	5-4	OL	26-35-9	61
71	MAR. 18		ST. LOUIS	3-0	L	26-36-9	
72	MAR. 20	@	Nashville	3-1	L	26-37-9	
73	MAR. 21	@	Tampa Bay	5-3	W	27-37-9	63
74	MAR. 23	@	Florida	3-1	L	27-38-9	
75	MAR. 25	@	Washington	4-1	L	27-39-9	
76	MAR. 27	@	St. Louis	4-1	L	27-40-9	
77	MAR. 29		ST. LOUIS	3-1	L	27-41-9	
78	MAR. 31		WASHINGTON	6-3	W	28-41-9	65
79	APR. 2	@	Los Angeles	2-1	W	29-41-9	67
80	APR. 4	@	Dallas	3-2	OL	29-41-10	68
81	APR. 6		VANCOUVER	4-3	W	30-41-10	70
82	APR. 8		MINNESOTA	3-1	L	30-42-10	

## 29-41-12 (70 points), 7th Pacific Division

PLAYER	GP	G	A	PTS	PIM
Clayton Keller	82	23	42	65	24
Derek Stepan	82	14	42	56	26
Max Domi	82	9	36	45	73
Oliver Ekman-Larsson	82	14	28	42	44
Christian Dvorak	78	15	22	37	22
Alex Goligoski	78	12	23	35	26
Christian Fischer	79	15	18	33	14
Brendan Perlini	74	17	13	30	28
Kevin Connauton	73	11	10	21	20
Jason Demers	69	6	14	20	37
Nick Cousins	71	12	7	19	31
Tobias Rieder	58	8	11	19	6
Richard Panik	35	8	11	19	12
Anthony Duclair	33	9	6	15	10
Jordan Martinook	81	6	9	15	45
Brad Richardson	76	3	12	15	45

GOALTENDER	GP	MIN	GAA	W-L-T	SO	GA	SA	SV%
Antti Raanta	47	2,599	2.24	21-17-6	3	97	1,388	.930
Scott Wedgewood	20	1,096	3.45	5-9-4	1	63	587	.893
Darcy Kuemper	10	596	3.22	2-6-2	1	32	317	.899
Adin Hill	4	240	3.49	1-3-0	0	14	129	.891
Marek Langhamer	1	28	0.00	0-0-0	0	0	10	1.000
Louis Domingue	7	387	4.33	0-6-0	0	28	194	.856

\* - Acquired during season

# - Relocated during season

PLAYER	GP	G	A	PTS	PIM
Jakob Chychrun	50	4	10	14	16
Josh Archibald	39	5	6	11	25
Dylan Strome	21	4	5	9	8
Niklas Hjalmarsson	48	1	8	9	18
Zac Rinaldo	53	5	2	7	44
Luke Schenn	64	1	6	7	35
Mario Kempe	18	2	2	4	4
Trevor Murphy	8	1	2	3	0
Adam Clendening	5	0	2	2	2
Lawson Crouse	11	1	0	1	7
Kyle Capobianco	1	0	0	0	0
Joel Hanley	5	0	0	0	0
Laurent Dauphin	2	0	0	0	2
Freddie Hamilton	8	0	0	0	0
Nicholas Merkley	1	0	0	0	2
Dakota Mermis	9	0	0	0	0

#	DATE	H/R	OPPONENT	SCORE	RES	RECORD	PTS
1	OCT. 5	@	Anaheim	5-4	L	0-1-0	
2	OCT. 7		VEGAS	2-1	OL	0-1-1	1
3	OCT. 10	@	Vegas	5-2	L	0-2-1	
4	OCT. 12		DETROIT	4-2	L	0-3-1	
5	OCT. 14		BOSTON	6-2	L	0-4-1	
6	OCT. 17	@	Dallas	3-1	L	0-5-1	
7	OCT. 19		DALLAS	5-4	L	0-6-1	
8	OCT. 21		CHICAGO	4-2	L	0-7-1	
9	OCT. 24	@	N.Y. Islanders	5-3	L	0-8-1	
10	OCT. 26	@	N.Y. Rangers	5-2	L	0-9-1	
11	OCT. 28	@	New Jersey	5-3	L	0-10-1	
12	OCT. 30	@	Philadelphia	4-3	W	1-10-1	3
13	OCT. 31	@	Detroit	5-3	L	1-11-1	
14	NOV. 2		BUFFALO	5-4	L	1-12-1	
15	NOV. 4		CAROLINA	2-1	W	2-12-1	5
16	NOV. 6	@	Washington	3-2	OL	2-12-2	6
17	NOV. 7	@	Pittsburgh	3-1	L	2-13-2	
18	NOV. 9	@	St. Louis	3-2	OL	2-13-3	7
19	NOV. 11		WINNIPEG	4-1	L	2-14-3	
20	NOV. 14	@	Winnipeg	4-1	L	2-15-3	
21	NOV. 16	@	Montreal	5-4	W	3-15-3	9
22	NOV. 18	@	Ottawa	3-2	W	4-15-3	11
23	NOV. 20	@	Toronto	4-1	W	5-15-3	13
24	NOV. 22		SAN JOSE	3-1	L	5-16-3	
25	NOV. 24		LOS ANGELES	3-2	W	6-16-3	15
26	NOV. 25		VEGAS	4-2	L	6-17-3	
27	NOV. 28	@	Edmonton	3-2	OL	6-17-4	16
28	NOV. 30	@	Calgary	3-0	L	6-18-4	
29	DEC. 2		NEW JERSEY	5-0	W	7-18-4	18
30	DEC. 3	@	Vegas	3-2	OL	7-18-5	19
31	DEC. 7	@	Boston	6-1	L	7-19-5	
32	DEC. 9	@	Columbus	1-0	L	7-20-5	
33	DEC. 10	@	Chicago	3-1	L	7-21-5	
34	DEC. 14		TAMPA BAY	4-1	L	7-22-5	
35	DEC. 16		PITTSBURGH	4-2	L	7-23-5	
36	DEC. 19		FLORIDA	3-2	L	7-24-5	
37	DEC. 22		WASHINGTON	3-2	W	8-24-5	21
38	DEC. 23		COLORADO	6-2	L	8-25-5	
39	DEC. 27	@	Colorado	3-1	W	9-25-5	23
40	DEC. 28		TORONTO	7-4	L	9-26-5	
41	DEC. 31	@	Anaheim	5-2	L	9-27-5	

#	DATE	H/R	OPPONENT	SCORE	RES	RECORD	PTS
42	JAN. 4		NASHVILLE	3-2	W	10-27-5	25
43	JAN. 6		N.Y. RANGERS	2-1	OL	10-27-6	26
44	JAN. 12		EDMONTON	4-2	L	10-28-6	
45	JAN. 13	@	San Jose	6-5	OL	10-28-7	27
46	JAN. 16		SAN JOSE	3-2	OL	10-28-8	28
47	JAN. 18	@	Nashville	3-2	OL	10-28-9	29
48	JAN. 20	@	St. Louis	5-2	W	11-28-9	31
49	JAN. 22		N.Y. ISLANDERS	3-2	W	12-28-9	33
50	JAN. 25		COLUMBUS	2-1	L	12-29-9	
51	FEB. 1		DALLAS	4-1	L	12-30-9	
52	FEB. 3	@	Los Angeles	6-0	L	12-31-9	
53	FEB. 6	@	Winnipeg	4-3	L	12-32-9	
54	FEB. 8	@	Minnesota	4-3	W	13-32-9	35
55	FEB. 10		PHILADELPHIA	4-3	OL	13-32-10	36
56	FEB. 12		CHICAGO	6-1	W	14-32-10	38
57	FEB. 13	@	San Jose	2-1	W	15-32-10	40
58	FEB. 15		MONTREAL	5-2	W	16-32-10	42
59	FEB. 17		EDMONTON	1-0	W	17-32-10	44
60	FEB. 22		CALGARY	5-2	L	17-33-10	
61	FEB. 24		ANAHEIM	2-0	W	18-33-10	46
62	FEB. 25		VANCOUVER	3-1	L	18-34-10	
63	MAR. 1		MINNESOTA	5-3	W	19-34-10	48
64	MAR. 3		OTTAWA	2-1	W	20-34-10	50
65	MAR. 5	@	Edmonton	4-3	OL	20-34-11	51
66	MAR. 7	@	Vancouver	2-1	W	21-34-11	53
67	MAR. 10	@	Colorado	5-2	L	21-35-11	
68	MAR. 11		VANCOUVER	1-0	W	22-35-11	55
69	MAR. 13		LOS ANGELES	4-3	W	23-35-11	57
70	MAR. 15		NASHVILLE	3-2	L	23-36-11	
71	MAR. 17		MINNESOTA	3-1	L	23-37-11	
72	MAR. 19		CALGARY	5-2	W	24-37-11	59
73	MAR. 21	@	Buffalo	4-1	W	25-37-11	61
74	MAR. 22	@	Carolina	6-5	L	25-38-11	
75	MAR. 24	@	Florida	4-2	L	25-39-11	
76	MAR. 26	@	Tampa Bay	4-1	W	26-39-11	63
77	MAR. 28	@	Vegas	3-2	W	27-39-11	65
78	MAR. 29	@	Los Angeles	4-2	L	27-40-11	
79	MAR. 31		ST. LOUIS	6-0	W	28-40-11	67
80	APR. 3	@	Calgary	4-1	W	29-41-11	69
81	APR. 5	@	Vancouver	4-3	OL	29-41-12	70
82	APR. 7		ANAHEIM	3-0	L	29-41-12	

## 39-35-8 (86 points), 4th Pacific Division

PLAYER	GP	G	A	PTS	PIM
Clayton Keller	82	14	33	47	24
Oliver Ekman-Larsson	81	14	30	44	52
Alex Galchenyuk	72	19	22	41	34
Vinnie Hinostroza	72	16	23	39	14
Derek Stepan	72	15	20	35	14
Richard Panik	75	14	19	33	44
Brad Richardson	66	19	8	27	22
Nick Cousins	81	7	20	27	35
Alex Goligoski	76	3	24	27	16
Lawson Crouse	81	11	14	25	67
Josh Archibald	68	12	10	22	15
Jordan Oesterle	71	6	14	20	12
Jakob Chychrun	53	5	15	20	28
Conor Garland	47	13	5	18	12
Christian Fischer	71	11	7	18	27

PLAYER	GP	G	A	PTS	PIM
Michael Grabner	41	9	7	16	8
Nick Schmaltz	17	5	9	14	2
Niklas Hjalmarsson	82	0	10	10	44
Mario Kempe	52	4	5	9	18
Jason Demers	35	2	6	8	12
Kevin Connauton	50	1	7	8	22
Christian Dvorak	20	2	5	7	2
Dylan Strome	20	3	3	6	6
Brendan Perlini	22	2	4	6	8
Ilya Lyubushkin	41	0	4	4	13
Jordan Weal	19	1	1	2	0
Michael Bunting	5	1	0	1	2
Laurent Dauphin	1	0	0	0	0
Dakota Mermis	1	0	0	0	0
Kyle Capobianco	2	0	0	0	0

Goaltender	GP	MIN	GAA	W	L	OT	SO	SA	GA	SV%
Darcy Kuemper	55	3,251:15	2.33	27	20	8	5	1677	126	.925
Adin Hill	13	696:21	2.76	7	5	0	1	322	32	.901
Antti Raanta	12	687:06	2.88	5	6	0	0	351	33	.906
Hunter Miska	1	18:16	3.33	0	0	0	0	9	1	.889
Calvin Pickard	6	282:31	3.6	0	4	0	0	157	17	.892

#	DATE	H/R	OPPONENT	SCORE	RES	RECORD	PTS	#	DATE	H/R	OPPONENT	SCORE	RES	RECORD	PTS
1	OCT. 4	@	Dallas	3-0	L	0-1-0		42	JAN. 6		N.Y. RANGERS	5-0	W	18-21-3	39
2	OCT. 6		ANAHEIM	1-0	L	0-2-0		43	JAN. 10	@	Vancouver	4-3	W	19-21-3	41
3	OCT. 10	@	Anaheim	3-2	W	1-2-0	2	44	JAN. 12	@	Edmonton	3-2	W	20-21-3	43
4	OCT. 13		BUFFALO	3-0	L	1-3-0		45	JAN. 13	@	Calgary	7-1	L	20-22-3	
5	OCT. 16	@	Minnesota	2-1	L	1-4-0		46	JAN. 16		SAN JOSE	6-3	W	21-22-3	45
6	OCT. 18	@	Chicago	4-1	W	2-4-0	4	47	JAN. 18		PITTSBURGH	3-2	OL	21-22-4	46
7	OCT. 20	@	Winnipeg	5-3	L	2-5-0		48	JAN. 20	@	Toronto	4-2	W	22-22-4	48
8	OCT. 23	@	Columbus	4-1	W	3-5-0	6	49	JAN. 22	@	Ottawa	3-2	W	23-22-4	50
9	OCT. 25		VANCOUVER	4-1	W	4-5-0	8	50	JAN. 23	@	Montreal	2-1	L	23-23-4	
10	OCT. 27		TAMPA BAY	7-1	W	5-5-0	10	51	FEB. 2	@	San Jose	3-2	OL	23-23-5	51
11	OCT. 30		OTTAWA	5-1	W	6-5-0	12	52	FEB. 4	@	Dallas	5-4	L	23-24-5	
12	NOV. 2		CAROLINA	4-3	W	7-5-0	14	53	FEB. 5	@	Nashville	5-2	L	23-25-5	
13	NOV. 5		PHILADELPHIA	5-2	L	7-6-0		54	FEB. 7		COLUMBUS	4-2	L	23-26-5	
14	NOV. 8	@	Philadelphia	5-4	OL	7-6-1	15	55	FEB. 9		DALLAS	3-2	W	24-26-5	53
15	NOV. 10	@	Pittsburgh	4-0	L	7-7-1		56	FEB. 12	@	Vegas	5-2	W	25-26-5	55
16	NOV. 11	@	Washington	4-1	W	8-7-1	17	57	FEB. 14		ST. LOUIS	4-0	L	25-27-5	
17	NOV. 13	@	Detroit	6-1	L	8-8-1		58	FEB. 16		TORONTO	2-0	W	26-27-5	57
18	NOV. 15		NASHVILLE	2-1	W	9-8-1	19	59	FEB. 18	@	Calgary	5-2	L	26-28-5	
19	NOV. 17		BOSTON	2-1	L	9-9-1		60	FEB. 19	@	Edmonton	3-2	W	27-28-5	59
20	NOV. 21		VEGAS	3-2	OL	9-9-2	20	61	FEB. 21	@	Vancouver	3-2	W	28-28-5	61
21	NOV. 23		COLORADO	5-1	L	9-10-2		62	FEB. 24		WINNIPEG	4-1	W	29-28-5	63
22	NOV. 25		CALGARY	6-1	L	9-11-2		63	FEB. 26		FLORIDA	4-3	W	29-28-5	65
23	NOV. 27	@	Minnesota	4-3	W	10-11-2	22	64	FEB. 28		VANCOUVER	5-2	W	30-28-5	67
24	NOV. 29	@	Nashville	3-0	W	11-11-2	24	65	MAR. 2		DETROIT	3-1	W	31-28-5	69
25	DEC. 1		ST. LOUIS	6-1	W	12-11-2	26	66	MAR. 5		ANAHEIM	3-1	L	31-29-5	
26	DEC. 4	@	Los Angeles	2-1	W	13-11-2	28	67	MAR. 7		CALGARY	2-0	W	32-29-5	71
27	DEC. 6		WASHINGTON	4-2	L	13-12-2		68	MAR. 9		LOS ANGELES	4-2	W	33-29-5	73
28	DEC. 8		SAN JOSE	5-3	L	13-13-2		69	MAR. 11	@	Chicago	7-1	L	33-30-5	
29	DEC. 11	@	Boston	4-3	L	13-14-2		70	MAR. 12	@	St. Louis	3-1	W	34-30-5	75
30	DEC. 13	@	Buffalo	3-1	L	13-15-2		71	MAR. 14		ANAHEIM	6-1	W	35-30-5	77
31	DEC. 14	@	N.Y. Rangers	4-3	W	14-15-2	30	72	MAR. 16		EDMONTON	3-2	OL	36-30-6	78
32	DEC. 16	@	Carolina	3-0	L	14-16-2		73	MAR. 18	@	Tampa Bay	4-1	L	36-31-6	
33	DEC. 18		N.Y. ISLANDERS	3-1	L	14-17-2		74	MAR. 21	@	Florida	4-2	L	36-32-6	
34	DEC. 20		MONTREAL	2-1	L	14-18-2		75	MAR. 23	@	New Jersey	2-1	OL	36-32-7	79
35	DEC. 22		COLORADO	6-4	W	15-18-2	32	76	MAR. 24	@	N.Y. Islanders+	2-0	L	36-33-7	
36	DEC. 23	@	San Jose	4-3	W	16-18-2	34	77	MAR. 26		CHICAGO	1-0	W	37-33-7	81
37	DEC. 27	@	Los Angeles	2-1	L	16-19-2		78	MAR. 29	@	Colorado	3-2	OL	37-33-8	82
38	DEC. 29	@	Anaheim	5-4	W	17-19-2	36	79	Mar. 31		MINNESOTA	4-0	W	38-33-8	84
39	DEC. 30		VEGAS	5-1	L	17-20-2		80	APR. 2		LOS ANGELES	3-1	L	29-34-8	
40	JAN. 2		EDMONTON	3-1	L	17-21-2		81	APR. 4	@	Vegas	4-1	W	39-34-8	86
41	JAN. 4		NEW JERSEY	3-2	OL	17-21-3	37	82	APR. 6		WINNIPEG	4-2	L	39-35-8	

## 33-29-8 (74 points), 5th Pacific Division

PLAYER	GP	G	A	PTS	PIM
Nick Schmaltz	70	11	34	45	20
Clayton Keller	70	17	27	44	28
Conor Garland	68	22	17	39	20
Christian Dvorak	70	18	20	38	12
Phil Kessel	70	14	24	38	22
Carl Soderberg	70	17	18	35	18
Alex Goligoski	70	4	28	32	24
Oliver Ekman-Larsson	66	9	21	30	38
Derek Stepan	70	10	18	28	16
Taylor Hall	35	10	17	27	14
Jakob Chychrun	63	12	14	26	38
Lawson Crouse	66	15	10	25	33
Vinnie Hinostroza	68	5	17	22	14

PLAYER	GP	G	A	PTS	PIM
Jordan Oesterle	58	3	10	13	14
Michael Grabner	46	8	3	11	6
Brad Richardson	59	6	5	11	20
Jason Demers	50	0	11	11	25
Christian Fischer	56	6	3	9	16
Niklas Hjalmarsson	27	1	4	5	14
Barrett Hayton	20	1	3	4	14
Ilya Lyubushkin	51	0	4	4	18
Kyle Capobianco	9	1	0	1	2
Aaron Ness	24	0	1	1	0
Jordan Gross	2	0	1	1	0
Michael Chaput	2	0	0	0	2

Goaltender	GP	MIN	W	L	OT	SA	GA	GAA	SV%
Antti Raanta	33	1,822:54	15	14	3	1014	80	2.63	.921
Darcy Kuemper	29	1,753:24	16	11	2	903	65	2.22	.928
Adin Hill	13	640:46	2	4	3	343	28	2.62	.918

#	DATE	H/R	OPPONENT	SCORE	RES	RECORD	#	DATE	H/R	OPPONENT	SCORE	RES	RECORD
1	10/03/2019	@	ANA	1-2	L	00-01-00	43	01/02/2020		ANA	4-2	W	23-16-04
2	10/05/2019		BOS	0-1	L	00-02-00	44	01/04/2020		PHI	6-2	W	24-16-04
3	10/10/2019		VGK	4-1	W	01-02-00	45	01/07/2020	@	FLA	5-2	W	25-16-04
4	10/12/2019	@	COL	2-3	O*	01-02-01	46	01/09/2020	@	TBL	0-4	L	25-17-04
5	10/15/2019	@	WPG	4-2	W	02-02-01	47	01/10/2020	@	CAR	0-3	L	25-18-04
6	10/17/2019		NSH	5-2	W	03-02-01	48	01/12/2020		PIT	3-4	O**	25-18-05
7	10/19/2019		OTT	5-2	W	04-02-01	49	01/14/2020		SJS	6-3	W	26-18-05
8	10/22/2019	@	NYR	3-2	W*	05-02-01	50	01/16/2020	@	VAN	1-3	L	26-19-05
9	10/24/2019	@	NYI	2-4	L	05-03-01	51	01/18/2020	@	EDM	3-7	L	26-20-05
10	10/25/2019	@	NJD	5-3	W	06-03-01	52	01/29/2020	@	ANA	2-4	L	26-21-05
11	10/28/2019	@	BUF	3-2	W**	07-03-01	53	01/30/2020		LAK	2-3	O*	26-21-06
12	10/30/2019		MTL	1-4	L	07-04-01	54	02/01/2020		CHI	2-3	O**	26-21-07
13	11/02/2019		COL	3-0	W	08-04-01	55	02/04/2020		EDM	3-0	W	27-21-07
14	11/04/2019	@	EDM	3-2	W*	09-04-01	56	02/06/2020		CAR	3-5	L	27-22-07
15	11/05/2019	@	CGY	3-4	O*	09-04-02	57	02/08/2020	@	BOS	2-4	L	27-23-07
16	11/07/2019		CBJ	2-3	L	09-05-02	58	02/10/2020	@	MTL	3-2	W	28-23-07
17	11/09/2019		MIN	3-4	L	09-06-02	59	02/11/2020	@	TOR	2-3	O*	28-23-08
18	11/11/2019	@	WSH	4-3	W**	10-06-02	60	02/13/2020	@	OTT	2-3	L	28-24-08
19	11/12/2019	@	STL	3-2	W**	11-06-02	61	02/15/2020		WSH	3-1	W	29-24-08
20	11/14/2019	@	MIN	2-3	L	11-07-02	62	02/17/2020		NYI	2-1	W	30-24-08
21	11/16/2019		CGY	3-0	W	12-07-02	63	02/19/2020	@	DAL	2-3	L	30-25-08
22	11/18/2019		LAK	3-0	W	13-07-02	64	02/20/2020	@	STL	0-1	L	30-26-08
23	11/21/2019		TOR	1-3	L	13-08-02	65	02/22/2020		TBL	7-3	W	31-26-08
24	11/23/2019	@	LAK	3-2	W	14-08-02	66	02/25/2020		FLA	1-2	L	31-27-08
25	11/24/2019		EDM	3-4	O**	14-08-03	67	02/29/2020		BUF	5-2	W	32-27-08
26	11/27/2019		ANA	4-3	W**	15-08-03	68	03/04/2020	@	VAN	4-2	W	33-27-08
27	11/29/2019	@	VGK	1-2	O**	15-08-04	69	03/06/2020	@	CGY	2-3	L	33-28-08
28	11/30/2019		SJS	2-4	L	15-09-04	70	03/09/2020	@	WPG	2-4	L	33-29-08
29	12/03/2019	@	CBJ	4-2	W	16-09-04							
30	12/05/2019	@	PHI	3-1	W	17-09-04							
31	12/06/2019	@	PIT	0-2	L	17-10-04							
32	12/08/2019	@	CHI	4-3	W**	18-10-04							
33	12/10/2019		CGY	2-5	L	18-11-04							
34	12/12/2019		CHI	5-2	W	19-11-04							
35	12/14/2019		NJD	1-2	L	19-12-04							
36	12/17/2019	@	SJS	3-2	W	20-12-04							
37	12/19/2019		MIN	5-8	L	20-13-04							
38	12/22/2019	@	DET	5-2	W	21-13-04							
39	12/23/2019	@	NSH	2-3	L	21-14-04							
40	12/28/2019	@	VGK	1-4	L	21-15-04							
41	12/29/2019		DAL	2-4	L	21-16-04							
42	12/31/2019		STL	3-1	W	22-16-04							



\*Records for '99-00 are "adjusted" to reflect overtime losses instead of regulation ties.

VS ANAHEIM YEAR	HOME						ROAD						OVERALL					
	W	L	T	OL	GF	GA	W	L	T	OL	GF	GA	W	L	T	OL	GF	GA
1993-94	0	2	0		6	9	0	2	0		3	8	0	4	0		9	17
1994-95	1	1	0		7	6	0	2	0		3	6	1	3	0		10	12
1995-96	1	1	0		8	9	0	2	0		4	11	1	3	0		12	20
1996-97	2	0	0		10	5	1	1	0		4	5	3	1	0		14	10
1997-98	1	1	0		9	7	2	0	0		11	3	3	1	0		20	10
1998-99	1	1	1		5	8	0	2	1		3	9	1	3	2		8	17
1999-00	2	1	0	0	9	4	2	0	0	1	14	6	4	1	0	1	23	10
2000-01	0	2	0	0	4	10	2	0	1	0	10	6	2	2	1	0	14	16
2001-02	0	1	0	2	3	9	1	1	0	0	5	4	1	2	0	2	8	13
2002-03	2	0	0	0	7	3	0	2	1	0	4	9	2	2	1	0	11	12
2003-04	1	0	1	1	7	7	1	1	0	1	6	7	2	1	1	2	13	14
2005-06	1	3		0	8	13	0	4		0	8	19	1	7		0	16	32
2006-07	2	1		1	9	8	0	4		0	8	16	2	5		1	17	24
2007-08	2	2		0	9	11	3	0		1	13	11	5	2		1	22	22
2008-09	1	1		1	10	14	1	2		0	6	10	2	3		1	16	24
2009-10	3	0		0	11	2	1	2		0	8	10	4	2		0	19	12
2010-11	1	2		0	11	11	2	1		0	10	5	3	3		0	21	16
2011-12	2	1		0	9	6	1	2		0	8	14	3	3		0	17	20
2012-13	2	0		0	8	8	1	1		0	5	5	3	1		0	13	13
2013-14	0	2		0	5	9	0	1		2	6	10	0	3		2	11	19
2014-15	1	2		0	3	7	1	1		0	3	4	2	3		0	6	11
2015-16	1	1		0	5	7	2	1		0	10	8	3	2		0	15	15
2016-17	1	1		0	3	5	0	1		1	3	8	1	2		1	6	13
2017-18	1	1		0	2	3	0	2		0	6	10	1	3		0	8	13
2018-19	1	2		0	7	5	2	0		0	8	6	3	2		0	15	11
2019-20	2	0		0	7	5	0	2		0	3	6	2	2		0	10	11
TOTALS	32	29	2	5	182	191	23	37	3	6	172	216	55	66	5	11	354	407

VS BOSTON YEAR	HOME						ROAD						OVERALL					
	W	L	T	OL	GF	GA	W	L	T	OL	GF	GA	W	L	T	OL	GF	GA
1979-80	1	1	0		4	4	0	2	0		1	7	1	3	0		5	11
1980-81	0	1	1		8	11	0	1	1		11	12	0	2	2		19	23
1981-82	0	1	0		5	8	0	2	0		10	15	0	3	0		15	23
1982-83	2	0	0		12	9	0	0	1		2	2	2	0	1		14	11
1983-84	1	0	0		5	2	0	2	0		4	9	1	2	0		9	11
1984-85	1	1	0		6	7	1	0	0		4	3	2	1	0		10	10
1985-86	0	1	0		1	2	0	2	0		9	15	0	3	0		10	17
1986-87	1	1	0		7	4	0	1	0		3	6	1	2	0		10	10
1987-88	0	1	0		3	4	0	2	0		6	9	0	3	0		9	13
1988-89	0	2	0		4	9	1	0	0		4	3	1	2	0		8	12
1989-90	1	0	0		3	2	0	1	1		5	7	1	1	1		8	9
1990-91	1	1	0		8	4	0	1	0		2	5	1	2	0		10	9
1991-92	0	1	1		6	9	1	0	0		3	1	1	1	1		9	10
1992-93	1	0	0		5	4	0	1	0		2	6	1	1	0		7	10
1993-94	0	1	0		6	7	0	1	0		4	5	0	2	0		10	12
1994-95	DID NOT PLAY																	
1995-96	0	1	0		3	5	0	1	0		4	5	0	2	0		7	10
1996-97	1	0	0		5	4	1	0	0		5	2	2	0	0		10	6
1997-98	0	1	0		2	3	0	1	0		2	5	0	2	0		4	8
1998-99	1	0	0		3	1	0	1	0		2	3	1	1	0		5	4
1999-00	1	0	0	0	2	1	0	1	0	0	0	2	1	1	0	0	2	3
2000-01	-	-	-	-	-	-	0	1	0	0	4	7	0	1	0	0	4	7
2001-02	0	0	1	0	1	1	0	1	0	0	2	4	0	1	1	0	3	5
2002-03	1	0	0	0	2	1	-	-	-	-	-	-	1	0	0	0	2	1
2003-04	-	-	-	-	-	-	0	0	1	0	3	3	0	0	1	0	3	3
2005-06	-	-	-	-	-	-	1	0		0	2	1	1	0		0	2	1
2006-07	DID NOT PLAY																	
2007-08	0	1	0		1	3	-	-	-	-	-	-	0	1	0		1	3
2008-09	-	-	-	-	-	-	1	0		0	2	1	1	0		0	2	1
2009-10	1	0		0	4	1	-	-	-	-	-	-	1	0		0	4	1
2010-11	0	1		0	0	3	1	0		0	5	2	1	1		0	5	5
2011-12	0	0		1	1	2	-	-	-	-	-	-	0	0		1	1	2
2012-13	DID NOT PLAY																	
2013-14	0	1		0	2	4	0	1		0	1	2	0	2		0	3	6
2014-15	0	1		0	2	5	0	1		0	1	4	0	2		0	3	9
2015-16	0	1		0	3	5	0	1		0	0	6	0	2		0	3	11
2016-17	0	1		0	1	2	0	1		0	1	4	0	2		0	2	6
2017-18	0	1		0	2	6	0	1		0	1	6	0	2		0	3	12
2018-19	0	1		0	1	2	0	1		0	3	4	0	2		0	4	6
2019-20	0	1		0	0	1	0	1		0	2	4	0	2		0	2	5
TOTALS	14	23	3	1	118	136	7	29	4	0	110	170	21	52	7	1	228	306

VS BUFFALO YEAR	HOME						ROAD						OVERALL					
	W	L	T	OL	GF	GA	W	L	T	OL	GF	GA	W	L	T	OL	GF	GA
1979-80	0	1	1		5	6	0	2	0		5	10	0	3	1		10	16
1980-81	0	2	0		4	9	0	2	0		4	11	0	4	0		8	20
1981-82	0	0	1		4	4	0	1	1		5	6	0	1	2		9	10
1982-83	1	1	0		8	7	0	1	0		2	5	1	2	0		10	12
1983-84	0	1	0		5	6	0	2	0		6	14	0	3	0		11	20
1984-85	2	0	0		8	5	0	1	0		0	4	2	1	0		8	9
1985-86	1	0	0		5	3	0	2	0		6	13	1	2	0		11	16
1986-87	1	1	0		5	6	1	0	0		6	3	2	1	0		11	9
1987-88	1	0	0		7	5	0	1	1		7	9	1	1	1		14	14
1988-89	1	1	0		5	7	0	1	0		4	5	1	2	0		9	12
1989-90	0	1	0		3	4	0	2	0		4	7	0	3	0		7	11
1990-91	0	2	0		2	8	0	1	0		1	4	0	3	0		3	12
1991-92	1	0	0		5	4	0	1	0		2	5	1	1	0		7	9
1992-93	0	1	0		2	6	0	1	0		1	2	0	2	0		3	8
1993-94	1	0	0		3	2	0	1	0		0	6	1	1	0		3	8
1994-95	DID NOT PLAY																	
1995-96	1	0	0		4	1	1	0	0		4	3	2	0	0		8	4
1996-97	0	1	0		2	3	0	1	0		1	5	0	2	0		3	8
1997-98	1	0	0		6	1	0	0	1		3	3	1	0	1		9	4
1998-99	1	0	0		1	0	0	0	1		1	1	1	0	1		2	1
1999-00	1	0	0	0	2	1	0	0	1	0	2	2	1	0	1	0	4	3
2000-01	-	-	-	-	-	-	1	0	0	0	7	3	1	0	0	0	7	3
2001-02	0	1	0	0	1	3	1	0	0	0	3	2	1	1	0	0	4	5
2002-03	0	1	0	0	0	1	1	0	0	0	3	2	1	1	0	0	3	3
2003-04	-	-	-	-	-	-	1	0	0	0	3	2	1	0	0	0	3	2
2005-06	-	-	-	-	-	-	1	0		0	2	1	1	0		0	2	1
2006-07	DID NOT PLAY																	
2007-08	1	0	0		6	2	-	-	-	-	-	-	1	0	0		6	2
2008-09	0	1		0	0	2	0	1		0	1	5	0	2		0	1	7
2009-10	0	1		0	2	7	0	1		0	1	2	0	2		0	3	9
2010-11	0	0		1	1	2	-	-	-	-	-	-	0	0		1	1	2
2011-12	-	-	-	-	-	-	1	0		0	4	2	1	0		0	4	2
2012-13	DID NOT PLAY																	
2013-14	0	1		0	2	3	0	0		1	1	2	0	1		1	3	5
2014-15	0	1		0	1	4	1	0		0	4	3	1	1		0	5	7
2015-16	0	1		0	1	2	0	1		0	2	5	0	2		0	3	7
2016-17	1	0		0	3	2	0	1		0	3	6	1	1		0	6	8
2017-18	0	1		0	4	5	1	0		0	4	1	1	1		0	8	6
2018-19	0	1		0	0	3	0	1		0	1	3	0	2		0	1	6
2019-20	1	0		0	5	2	1	0		0	2	2	2	0		0	7	4
TOTALS	16	21	2	1	112	126	11	25	5	1	105	159	27	46	7	2	217	285

VS CALGARY YEAR	HOME						ROAD						OVERALL					
	W	L	T	OL	GF	GA	W	L	T	OL	GF	GA	W	L	T	OL	GF	GA
1979-80	0	2	0		6	10	0	2	0		0	10	0	4	0		6	20
1980-81	0	1	1		6	9	0	2	0		3	7	0	3	1		9	16
1981-82	1	0	0		6	4	1	1	0		9	10	2	1	0		15	14
1982-83	1	2	1		17	17	1	3	0		14	20	2	5	1		31	37
1983-84	1	1	2		10	10	0	3	1		16	27	1	4	3		26	37
1984-85	1	2	1		17	21	0	3	1		14	28	1	5	2		31	49
1985-86	1	3	0		20	23	0	3	1		11	21	1	6	1		31	44
1986-87	4	0	0		27	8	2	2	0		11	12	6	2	0		38	20
1987-88	3	0	1		22	11	1	3	0		13	17	4	3	1		35	28
1988-89	2	2	0		9	15	0	3	1		13	25	2	5	1		22	40
1989-90	3	1	0		16	10	2	2	0		13	14	5	3	0		29	24
1990-91	1	1	2		12	12	0	4	0		12	18	1	5	2		24	30
1991-92	3	1	0		22	13	1	1	1		11	13	4	2	1		33	26
1992-93	1	2	0		12	13	2	0	2		16	13	3	2	2		28	26
1993-94	0	2	0		5	9	0	2	0		6	12	0	4	0		11	21
1994-95	1	0	1		6	5	1	1	0		9	12	2	1	1		15	17
1995-96	2	0	0		9	5	2	0	0		7	3	4	0	0		16	8
1996-97	1	1	0		5	8	2	0	0		8	4	3	1	0		13	12
1997-98	1	0	1		5	3	1	1	0		7	7	2	1	1		12	10
1998-99	1	0	1		4	3	2	0	0		7	3	3	0	1		11	6
1999-00	2	0	0	0	6	4	1	0	1	0	6	4	3	0	1	0	12	8
2000-01	1	1	0	0	5	6	1	0	1	0	6	4	2	1	1	0	11	10
2001-02	2	0	0	0	10	6	2	0	0	0	6	3	4	0	0	0	16	9
2002-03	1	1	0	0	6	7	1	1	0	0	7	3	2	2	0	0	13	10
2003-04	0	2	0	0	1	6	0	2	0	0	2	5	0	4	0	0	3	11
2005-06	1	1		0	6	6	1	1		0	4	5	2	2		0	10	11
2006-07	1	1		0	6	8	0	2		0	3	11	1	3		0	9	19
2007-08	0	2		0	2	7	1	0		1	6	5	1	2		1	8	12
2008-09	0	2		0	6	11	2	0		0	8	5	2	2		0	14	16
2009-10	2	0		0	5	3	0	2		0	2	4	2	2		0	7	7
2010-11	2	0		0	8	4	2	0		0	7	4	4	0		0	15	8
2011-12	1	1		0	4	5	1	1		0	3	3	2	2		0	7	8
2012-13	1	0		0	4	0	0	1		1	6	8	1	1		1	10	8
2013-14	3	0		0	13	4	0	2		0	3	7	3	2		0	16	11
2014-15	0	2		0	1	7	0	3		0	7	13	0	5		0	8	20
2015-16	2	1		0	8	7	2	0		0	6	2	4	1		0	14	9
2016-17	0	1		1	3	6	1	1		1	8	6	1	2		2	11	12
2017-18	1	1		0	7	7	1	1		0	4	4	2	2		0	11	11
2018-19	1	1		0	3	6	0	2		0	3	12	1	3		0	6	18
2019-20	1	1		0	5	5	0	1		1	5	7	1	2		1	10	12
TOTALS	50	39	11	1	345	324	34	56	9	4	302	391	84	95	20	5	647	715

VS CAROLINA YEAR	HOME						ROAD						OVERALL					
	W	L	T	OL	GF	GA	W	L	T	OL	GF	GA	W	L	T	OL	GF	GA
1979-80	2	0	0		10	2	0	2	0		6	12	2	2	0		16	14
1980-81	0	2	0		8	13	0	1	1		7	11	0	3	1		15	24
1981-82	0	1	0		1	6	1	1	0		7	9	1	2	0		8	15
1982-83	1	1	0		5	5	0	0	1		2	2	1	1	1		7	7
1983-84	1	0	0		4	3	1	0	1		11	7	2	0	1		15	10
1984-85	1	1	0		10	10	1	0	0		3	0	2	1	0		13	10
1985-86	1	0	0		5	4	0	2	0		3	15	1	2	0		8	19
1986-87	1	1	0		3	3	0	0	1		4	4	1	1	1		7	7
1987-88	1	0	0		6	3	0	2	0		6	8	1	2	0		12	11
1988-89	1	1	0		8	8	0	1	0		3	7	1	2	0		11	15
1989-90	0	1	0		2	4	2	0	0		7	3	2	1	0		9	7
1990-91	2	0	0		10	8	0	1	0		3	4	2	1	0		13	12
1991-92	0	2	0		2	4	0	0	1		3	3	0	2	1		5	7
1992-93	1	1	0		10	13	1	0	0		6	3	2	1	0		16	16
1993-94	0	0	1		2	2	0	1	0		0	4	0	1	1		2	6
1994-95	DID NOT PLAY																	
1995-96	0	1	0		2	3	1	0	0		5	2	1	1	0		7	5
1996-97	0	1	0		1	2	0	1	0		0	1	0	2	0		1	3
1997-98	0	1	0		4	5	0	0	1		2	2	0	1	1		6	7
1998-99	0	0	1		5	5	0	0	0		0	0	0	0	1		5	5
1999-00	1	0	0	0	7	5	1	0	0	0	4	2	2	0	0	0	11	7
2000-01	0	0	0	1	1	2	1	0	0	0	2	0	1	0	0	1	3	2
2001-02	-	-	-	-	-	-	0	0	0	1	0	1	0	0	0	1	0	1
2002-03	1	0	0	0	4	2	0	1	0	0	2	3	1	1	0	0	6	5
2003-04	-	-	-	-	-	-	1	0	0	0	3	0	1	0	0	0	3	0
2005-06	1	0		0	8	4	-	-	-	-	-	-	1	0		0	8	4
2006-07	-	-	-	-	-	-	1	0		0	2	0	1	0		0	2	0
2007-08	DID NOT PLAY																	
2008-09	0	1		0	2	7	0	1		0	2	5	0	2		0	4	12
2009-10	-	-	-	-	-	-	1	0		0	4	0	1	0		0	4	0
2010-11	0	0		1	3	4	-	-	-	-	-	-	0	0		1	3	4
2011-12	-	-	-	-	-	-	1	0		0	4	3	1	0		0	4	3
2012-13	DID NOT PLAY																	
2013-14	0	1		0	1	3	1	0		0	5	3	1	1		0	6	6
2014-15	0	0		1	1	1	0	1		0	0	3	0	1		1	1	4
2015-16	0	0		1	4	5	0	1		0	4	5	0	1		1	8	10
2016-17	0	1		0	1	2	1	0		0	4	2	1	1		0	5	4
2017-18	1	0		0	1	1	0	1		0	5	6	1	1		0	6	7
2018-19	1	0		0	4	3	0	1		0	0	3	1	1		0	4	6
2019-20	0	1		0	3	5	0	1		0	0	3	0	2		0	3	8
TOTALS	17	18	2	4	138	147	15	19	6	1	119	136	32	37	8	5	257	283

VS CHICAGO YEAR	HOME						ROAD						OVERALL					
	W	L	T	OL	GF	GA	W	L	T	OL	GF	GA	W	L	T	OL	GF	GA
1979-80	1	1	0		6	4	1	1	0		5	6	2	2	0		11	10
1980-81	1	1	0		8	10	0	2	0		5	17	1	3	0		13	27
1981-82	2	1	1		17	16	1	1	1		13	12	3	2	2		30	28
1982-83	0	1	0		5	7	1	1	0		8	13	1	2	0		13	20
1983-84	2	0	0		13	7	0	1	0		2	6	2	1	0		15	13
1984-85	0	0	1		5	5	1	1	0		9	9	1	1	1		14	14
1985-86	1	1	0		7	6	0	1	0		4	5	1	2	0		11	11
1986-87	0	1	0		4	8	0	2	0		3	8	0	3	0		7	16
1987-88	1	0	1		7	4	0	1	0		4	6	1	1	1		11	10
1988-89	0	1	0		5	6	0	2	0		5	17	0	3	0		10	23
1989-90	1	1	0		9	7	0	1	0		3	4	1	2	0		12	11
1990-91	0	1	0		1	3	0	1	1		7	8	0	2	1		8	11
1991-92	2	0	0		9	4	0	0	1		3	3	2	0	1		12	7
1992-93	1	0	0		5	2	0	2	0		2	9	1	2	0		7	11
1993-94	2	1	0		6	9	0	3	0		7	15	2	4	0		13	24
1994-95	2	1	0		11	7	1	1	0		4	4	3	2	0		15	11
1995-96	2	0	1		9	7	0	2	0		4	7	2	2	1		13	14
1996-97	1	1	0		3	6	3	0	0		10	4	4	1	0		13	10
1997-98	2	1	0		10	7	2	0	1		9	6	4	1	1		19	13
1998-99	2	0	0		6	2	0	1	1		4	5	2	1	1		10	7
1999-00	1	1	0	0	3	4	0	1	1	0	6	10	1	2	1	0	9	14
2000-01	1	1	0	0	4	6	0	0	1	0	1	1	1	1	1	0	5	7
2001-02	1	1	0	0	5	6	1	1	0	0	4	4	2	2	0	0	9	10
2002-03	0	2	0	0	2	8	1	0	1	0	2	1	1	2	1	0	4	9
2003-04	1	0	1	0	4	3	0	0	2	0	4	4	1	0	3	0	8	7
2005-06	1	1		0	5	6	1	0		1	4	4	2	1		1	9	10
2006-07	1	1		0	8	9	2	0		0	6	3	3	1		0	14	12
2007-08	1	0		1	5	4	0	2		0	1	7	1	2		1	6	11
2008-09	0	1		1	2	9	0	2		0	2	11	0	3		1	4	20
2009-10	2	0		0	8	5	1	1		0	2	3	3	1		0	10	8
2010-11	1	1		0	4	4	1	0		1	5	5	2	1		1	9	9
2011-12	1	1		0	5	5	2	0		0	7	4	3	1		0	12	9
2012-13	0	2		0	6	12	1	0		0	2	2	1	2		0	8	14
2013-14	1	1		0	4	5	0	0		1	4	4	1	1		1	8	9
2014-15	0	1		0	1	2	1	1		0	3	8	1	2		0	4	10
2015-16	0	1		1	9	12	0	1		0	2	6	0	2		1	11	18
2016-17	0	1		0	3	4	0	2		0	3	10	0	3		0	6	14
2017-18	1	1		0	8	5	0	1		0	1	3	1	2		0	9	8
2018-19	1	0		0	1	0	1	1		0	5	8	2	1		0	6	8
2019-20	1	0		1	7	4	1	0		0	4	3	2	0		1	10	7
TOTALS	38	30	5	4	240	240	23	37	10	3	179	265	61	67	15	7	418	507

VS COLORADO YEAR	HOME						ROAD						OVERALL					
	W	L	T	OL	GF	GA	W	L	T	OL	GF	GA	W	L	T	OL	GF	GA
1979-80	1	1	0		8	8	1	1	0		5	7	2	2	0		13	15
1980-81	1	0	1		8	7	0	1	1		4	8	1	1	2		12	15
1981-82	0	1	1		9	11	0	1	0		3	7	0	2	1		12	18
1982-83	1	0	0		3	2	0	2	0		9	14	1	2	0		12	16
1983-84	1	1	0		9	11	1	0	0		5	3	2	1	0		14	14
1984-85	1	0	0		6	3	1	1	0		6	7	2	1	0		12	10
1985-86	1	1	0		6	7	1	0	0		5	4	2	1	0		11	11
1986-87	0	0	1		4	4	1	0	1		9	6	1	0	2		13	10
1987-88	1	0	1		6	5	1	0	0		7	3	2	0	1		13	8
1988-89	0	1	0		4	5	1	1	0		11	8	1	2	0		15	13
1989-90	1	1	0		12	11	1	0	0		5	3	2	1	0		17	14
1990-91	1	0	0		6	0	2	0	0		16	6	3	0	0		22	6
1991-92	0	0	1		4	4	0	2	0		3	9	0	2	1		7	13
1992-93	0	1	0		4	7	0	1	0		2	3	0	2	0		6	10
1993-94	1	0	0		5	2	0	0	1		5	5	1	0	1		10	7
1994-95	DID NOT PLAY																	
1995-96	0	2	0		4	10	1	1	0		7	7	1	3	0		11	17
1996-97	0	2	0		3	7	0	2	0		1	8	0	4	0		4	15
1997-98	0	2	0		5	8	0	1	1		3	6	0	3	1		8	14
1998-99	1	0	1		6	3	2	0	0		9	2	3	0	1		15	5
1999-00	1	1	0	0	9	4	1	1	0	0	5	5	2	2	0	0	14	9
2000-01	1	1	0	0	6	8	1	1	0	0	5	2	2	2	0	0	11	10
2001-02	2	0	0	0	6	3	0	0	0	2	3	5	2	0	0	2	9	8
2002-03	0	1	1	0	6	7	0	1	1	0	3	8	0	2	2	0	9	15
2003-04	1	1	0	0	5	5	0	2	0	0	2	6	1	3	0	0	7	11
2005-06	0	2		0	3	8	0	2		0	8	13	0	4		0	11	21
2006-07	0	2		0	6	10	1	1		0	8	8	1	3		0	14	18
2007-08	1	0		1	6	6	2	0		0	9	5	3	0		1	15	11
2008-09	2	0		0	5	2	1	0		1	7	5	3	0		1	12	7
2009-10	2	0		0	9	3	0	2		0	2	6	2	2		0	11	9
2010-11	1	0		1	6	4	2	0		0	7	2	3	0		1	13	6
2011-12	2	0		0	9	3	1	1		0	6	4	3	1		0	15	7
2012-13	1	0		1	8	4	1	0		0	3	2	2	0		1	11	6
2013-14	0	0		1	3	4	1	1		0	5	5	1	1		1	8	9
2014-15	0	1		1	5	9	0	1		0	2	5	0	2		1	7	14
2015-16	1	0		0	4	2	1	1		0	3	4	2	1		0	7	6
2016-17	1	1		0	3	3	1	0		0	4	2	2	1		0	7	5
2017-18	0	1		0	2	6	1	1		0	5	6	1	2		0	7	12
2018-19	1	1		0	7	9	0	0		1	2	3	1	1		1	9	12
2019-20	1	0		0	3	0	0	0		1	2	3	1	0		1	5	3
TOTALS	29	25	7	5	223	215	27	29	5	5	206	215	56	54	12	10	429	430

VS COLUMBUS YEAR	HOME						ROAD						OVERALL					
	W	L	T	OL	GF	GA	W	L	T	OL	GF	GA	W	L	T	OL	GF	GA
2000-01	1	0	1	0	4	3	0	2	0	0	3	7	1	2	1	0	7	10
2001-02	2	0	0	0	6	2	1	1	0	0	3	5	3	1	0	0	9	7
2002-03	1	0	1	0	8	5	1	1	0	0	4	4	2	1	1	0	12	9
2003-04	1	0	1	0	6	5	1	0	1	0	4	3	2	0	2	0	10	8
2005-06	1	1		0	7	6	1	1		0	9	7	2	2		0	16	13
2006-07	1	1		0	8	8	1	1		0	4	5	2	2		0	12	13
2007-08	0	2		0	4	6	1	1		0	4	5	1	3		0	8	11
2008-09	2	0		0	5	1	2	0		0	8	4	4	0		0	13	5
2009-10	1	1		0	5	4	2	0		0	6	2	3	1		0	11	6
2010-11	2	0		0	7	2	1	1		0	7	8	3	1		0	14	10
2011-12	1	1		0	4	5	0	2		0	5	7	1	3		0	9	12
2012-13	2	0		0	10	4	0	0		1	0	0	2	0		1	10	4
2013-14	0	1		0	0	2	0	0		1	3	4	0	1		1	3	6
2014-15	1	0		0	6	3	1	0		0	4	1	2	0		0	10	4
2015-16	0	1		0	5	7	0	1		0	2	5	0	2		0	7	12
2016-17	0	0		1	2	3	0	1		0	1	4	0	1		1	3	7
2017-18	0	1		0	1	2	0	1		0	0	1	0	2		0	1	3
2018-19	0	1		0	2	4	1	0		0	4	1	1	1		0	6	5
2019-20	0	1		0	2	3	1	0		0	4	2	1	1		0	6	5
TOTALS	16	11	3	1	92	75	14	13	1	2	75	75	30	24	4	3	167	150



VS DALLAS YEAR	HOME						ROAD						OVERALL					
	W	L	T	OL	GF	GA	W	L	T	OL	GF	GA	W	L	T	OL	GF	GA
1979-80	1	1	0		4	4	0	1	1		4	10	1	2	1		8	14
1980-81	0	2	0		6	10	0	2	0		4	8	0	4	0		10	18
1981-82	0	2	1		11	16	3	1	0		16	24	3	3	1		27	40
1982-83	0	2	0		6	8	0	1	0		1	4	0	3	0		7	12
1983-84	1	0	0		5	1	0	2	0		8	10	1	2	0		13	11
1984-85	2	0	0		9	4	0	1	0		0	4	2	1	0		9	8
1985-86	0	1	0		5	6	2	0	0		7	3	2	1	0		12	9
1986-87	2	0	0		10	7	0	1	0		2	4	2	1	0		12	11
1987-88	1	0	0		5	4	1	0	1		13	10	2	0	1		18	14
1988-89	1	1	0		4	6	0	1	0		1	5	1	2	0		5	11
1989-90	1	0	0		5	3	0	2	0		5	12	1	2	0		10	15
1990-91	1	1	0		4	4	1	0	0		6	4	2	1	0		10	8
1991-92	0	1	0		2	3	0	2	0		3	10	0	3	0		5	13
1992-93	2	0	0		14	10	1	1	0		11	7	3	1	0		25	17
1993-94	1	2	0		9	12	0	1	2		6	8	1	3	2		15	20
1994-95	1	1	0		4	7	1	1	0		9	9	2	2	0		13	16
1995-96	2	0	0		10	6	2	1	0		14	8	4	1	0		24	14
1996-97	0	2	1		8	10	2	1	0		11	10	2	3	1		19	20
1997-98	2	1	0		9	10	0	2	1		3	10	2	3	1		12	20
1998-99	1	2	0		5	5	1	2	0		5	6	2	4	0		10	11
1999-00	0	3	0	0	5	12	2	0	1	0	9	7	2	3	1	0	14	19
2000-01	1	1	1	0	9	9	1	0	1	0	5	3	2	1	2	0	14	12
2001-02	1	1	0	0	7	7	1	2	0	0	9	8	2	3	0	0	16	15
2002-03	0	2	1	0	5	10	0	1	1	0	3	7	0	3	2	0	8	17
2003-04	2	1	0	0	9	8	1	1	1	0	11	8	3	2	1	0	20	16
2005-06	1	2		1	12	15	2	2		0	10	10	3	4		1	22	25
2006-07	0	2		2	6	13	1	2		1	9	16	1	4		3	15	29
2007-08	2	2		0	15	13	3	1		0	12	5	5	3		0	27	18
2008-09	2	1		0	9	8	2	0		1	7	5	4	1		1	16	13
2009-10	2	1		0	8	7	2	1		0	7	8	4	2		0	15	15
2010-11	2	1		0	9	6	2	1		0	7	8	4	2		0	16	14
2011-12	2	0		1	7	3	1	0		2	8	5	3	0		3	15	8
2012-13	2	0		0	4	1	0	1		1	6	7	2	1		1	10	8
2013-14	1	1		0	3	4	0	1		0	1	2	1	2		0	4	6
2014-15	0	1		0	3	4	0	2		0	1	9	0	3		0	4	13
2015-16	2	0		0	9	4	0	1		0	1	4	2	1		0	10	8
2016-17	0	1		0	2	3	0	1		1	4	8	0	2		1	6	11
2017-18	0	2		0	5	9	0	1		0	1	3	0	3		0	6	12
2018-19	1	0		0	3	2	0	2		0	4	8	1	2		0	7	10
2019-20	0	1		0	2	4	0	1		0	2	3	0	2		0	4	7
TOTALS	40	42	4	4	267	278	32	44	9	6	246	300	72	86	13	10	513	578

VS DETROIT YEAR	HOME						ROAD						OVERALL					
	W	L	T	OL	GF	GA	W	L	T	OL	GF	GA	W	L	T	OL	GF	GA
1979-80	0	2	0		1	10	1	1	0		10	8	1	3	0		11	18
1980-81	0	1	1		7	8	0	2	0		8	11	0	3	1		15	19
1981-82	2	1	1		13	6	1	1	1		9	9	3	2	2		22	15
1982-83	1	0	0		8	3	2	0	0		12	2	3	0	0		20	5
1983-84	0	0	2		8	8	0	1	0		1	6	0	1	2		9	14
1984-85	1	0	0		5	2	1	0	1		11	8	2	0	1		16	10
1985-86	2	0	0		11	3	1	0	0		4	3	3	0	0		15	6
1986-87	0	0	1		1	1	1	1	0		7	7	1	1	1		8	8
1987-88	0	1	1		5	9	0	1	0		8	10	0	2	1		13	19
1988-89	0	1	0		2	6	0	1	1		5	8	0	2	1		7	14
1989-90	1	0	1		10	8	0	1	0		4	5	1	1	1		14	13
1990-91	0	1	0		2	5	0	2	0		2	9	0	3	0		4	14
1991-92	0	0	1		1	1	2	0	0		7	5	2	0	1		8	6
1992-93	1	0	0		4	1	1	1	0		8	8	2	1	0		12	9
1993-94	3	0	0		12	7	0	3	0		5	19	3	3	0		17	26
1994-95	1	1	0		5	8	0	2	1		9	17	1	3	1		14	25
1995-96	1	1	1		10	12	1	2	0		10	14	2	3	1		20	26
1996-97	0	2	1		9	12	2	0	0		8	3	2	2	1		17	15
1997-98	1	1	1		6	7	0	2	1		5	11	1	3	2		11	18
1998-99	1	1	0		5	8	2	0	0		10	5	3	1	0		15	13
1999-00	1	1	0	0	6	6	2	0	0	0	9	5	3	1	0	0	15	11
2000-01	0	1	1	0	4	6	0	1	1	0	5	8	0	2	2	0	9	14
2001-02	0	1	1	0	3	5	0	1	1	0	2	5	0	2	2	0	5	10
2002-03	0	2	0	0	5	8	1	1	0	0	6	6	1	3	0	0	11	14
2003-04	1	0	1	0	6	3	0	1	1	0	5	8	1	1	2	0	11	11
2005-06	0	2		0	3	9	2	0		0	9	3	2	2		0	12	12
2006-07	0	2		0	2	9	0	2		0	4	13	0	4		0	6	22
2007-08	0	2		0	4	9	0	2		0	4	6	0	4		0	8	15
2008-09	1	0		1	10	8	0	1		1	6	8	1	1		2	16	16
2009-10	1	1		0	4	6	1	1		0	7	7	2	2		0	11	13
2010-11	1	0		1	6	6	1	0		1	6	5	2	0		2	12	11
2011-12	1	0		1	5	3	0	1		1	4	7	1	1		2	9	10
2012-13	1	1		0	6	5	0	1		0	0	4	1	2		0	6	9
2013-14	1	0		0	5	2	1	0		0	4	2	2	0		0	9	4
2014-15	0	1		0	1	3	1	0		0	5	4	1	1		0	6	7
2015-16	0	0		1	2	3	0	1		0	1	5	0	1		1	3	8
2016-17	0	0		1	4	5	1	0		0	4	1	1	0		1	8	6
2017-18	0	1		0	2	4	0	1		0	3	5	0	2		0	5	9
2018-19	1	0		0	3	1	0	1		0	1	6	1	1		0	4	7
2019-20	0	0		0	0	0	1	0		0	5	2	1	0		0	5	2
TOTALS	24	28	14	5	206	226	26	36	8	3	233	278	50	64	22	8	439	504

VS EDMONTON														OVERALL						
YEAR	W	L	T	OL	GF	GA	W	L	T	OL	GF	GA	W	L	T	OL	GF	GA		
1979-80	1	0	1		10	5	1	1	0		6	12	2	1	1		16	17		
1980-81	0	2	0		3	9	0	2	0		6	17	0	4	0		9	26		
1981-82	0	1	0		2	10	1	1	0		5	4	1	2	0		7	14		
1982-83	2	2	0		24	23	0	4	0		7	22	2	6	0		31	45		
1983-84	0	4	0		21	29	0	4	0		16	24	0	8	0		37	53		
1984-85	1	3	0		13	18	2	2	0		21	22	3	5	0		34	40		
1985-86	1	3	0		19	25	1	3	0		15	22	2	6	0		34	47		
1986-87	2	2	0		17	17	1	3	0		10	16	3	5	0		27	33		
1987-88	1	2	1		11	17	0	2	2		10	15	1	4	3		21	32		
1988-89	1	2	1		18	23	2	2	0		17	17	3	4	1		35	40		
1989-90	3	1	0		17	15	0	4	0		11	23	3	5	0		28	38		
1990-91	2	2	0		13	12	2	1	1		10	9	4	3	1		23	21		
1991-92	1	1	1		11	10	2	2	0		16	15	3	3	1		27	25		
1992-93	4	1	0		22	16	4	0	0		22	13	8	1	0		44	29		
1993-94	1	1	0		9	7	0	2	0		2	11	1	3	0		11	18		
1994-95	0	2	0		8	11	1	0	1		8	4	1	2	1		16	15		
1995-96	2	0	0		13	4	0	2	0		7	10	2	2	0		20	14		
1996-97	0	2	0		4	9	1	1	0		7	6	1	3	0		11	15		
1997-98	1	1	0		8	8	0	2	0		4	9	1	3	0		12	17		
1998-99	1	1	0		4	9	1	1	0		10	8	2	2	0		14	17		
1999-00	1	1	0	0	9	9	0	1	0	1	4	7	1	2	0	1	13	16		
2000-01	2	0	0	0	9	4	0	0	2	0	4	4	2	0	2	0	13	8		
2001-02	0	1	0	1	7	9	0	2	0	0	2	9	0	3	0	1	9	18		
2002-03	2	0	0	0	7	5	1	1	0	0	8	5	3	1	0	0	15	10		
2003-04	0	1	1	0	5	10	0	1	0	1	6	9	0	2	1	1	11	19		
2005-06	1	0		1	7	7	1	1		0	5	10	2	1		1	12	17		
2006-07	1	1		0	8	5	1	1		0	5	5	2	2		0	13	10		
2007-08	0	2		0	4	9	0	2		0	6	13	0	4		0	10	22		
2008-09	1	1		0	4	5	0	2		0	5	10	1	3		0	9	15		
2009-10	2	0		0	9	3	1	1		0	5	8	3	1		0	14	11		
2010-11	1	1		0	8	4	2	0		0	7	4	3	1		0	15	8		
2011-12	2	0		0	8	4	2	0		0	5	3	4	0		0	13	7		
2012-13	0	0		1	1	2	1	0		1	5	3	1	0		2	6	5		
2013-14	2	0		1	11	9	2	0		0	10	5	4	0		1	21	14		
2014-15	2	0		0	9	5	3	0		0	12	4	5	0		0	21	9		
2015-16	3	0		0	12	6	1	0		1	7	4	4	0		1	19	10		
2016-17	1	1		0	5	5	1	2		0	5	9	2	3		0	10	14		
2017-18	1	1		0	3	4	0	0		2	5	7	1	1		2	8	11		
2018-19	0	1		1	3	6	2	0		0	6	4	2	1		1	9	10		
2019-20	1	0		1	6	3	1	1		0	6	9	2	1		1	12	12		
TOTALS	47	44	5	6	382	391	38	54	6	6	328	411	85	98	11	12	710	802		

VS FLORIDA YEAR	HOME						ROAD						OVERALL					
	W	L	T	OL	GF	GA	W	L	T	OL	GF	GA	W	L	T	OL	GF	GA
1993-94	0	2	0		4	8	1	0	0		5	2	1	2	0		9	10
1994-95	DID NOT PLAY																	
1995-96	1	0	0		5	3	0	1	0		1	6	1	1	0		6	9
1996-97	0	0	1		1	1	1	0	0		3	0	1	0	1		4	1
1997-98	1	0	0		3	2	1	0	0		3	2	2	0	0		6	4
1998-99	0	0	1		2	2	0	1	0		1	7	0	1	1		3	9
1999-00	0	1	0	0	1	6	-	-	-	-	-	-	0	1	0	0	1	6
2000-01	1	0	0	0	2	1	0	1	0	0	3	4	1	1	0	0	5	5
2001-02	-	-	-	-	-	-	1	0	0	0	3	1	1	0	0	0	3	1
2002-03	0	0	1	0	3	3	-	-	-	-	-	-	0	0	1	0	3	3
2003-04	0	0	0	1	4	5	1	0	0	0	2	1	1	0	0	1	6	6
2005-06	1	0		0	6	3	-	-	-	-	-	-	1	0		0	6	3
2006-07	-	-	-	-	-	-	0	1		0	2	5	0	1		0	2	5
2007-08	DID NOT PLAY																	
2008-09	1	0		0	4	1							1	0		0	4	1
2009-10							1	0		0	4	3	1	0		0	4	3
2010-11	0	0		1	1	2	-	-	-	-	-	-	0	0		1	1	2
2011-12	-	-	-	-	-	-	1	0		0	2	1	1	0		0	2	1
2012-13	DID NOT PLAY																	
2013-14	1	0		0	2	1	1	0		0	3	1	2	0		0	5	2
2014-15	1	0		0	2	1	0	1		0	1	2	1	1		0	3	3
2015-16	1	0		0	5	1	0	1		0	2	3	1	1		0	7	4
2016-17	1	0		0	3	2	0	1		0	1	3	1	1		0	4	5
2017-18	0	1		0	2	3	0	1		0	2	4	0	2		0	4	7
2018-19	1	0		0	4	3	0	1		0	2	4	1	1		0	6	7
2019-20	0	1		0	1	2	1	0		0	5	2	1	1		0	6	4
TOTALS	10	5	3	2	55	50	9	9	0	0	45	51	19	14	3	2	100	101

VS LOS ANGELES														OVERALL						
YEAR	W	L	T	OL	GF	GA	W	L	T	OL	GF	GA	W	L	T	OL	GF	GA		
1979-80	1	0	1		9	7	1	1	0		10	8	2	1	1		19	15		
1980-81	0	2	0		6	11	0	2	0		5	14	0	4	0		11	25		
1981-82	2	0	0		14	7	1	0	0		3	2	3	0	0		17	9		
1982-83	3	1	0		24	16	3	1	0		17	14	6	2	0		41	30		
1983-84	2	0	2		23	20	3	0	1		22	16	5	0	3		45	36		
1984-85	1	1	2		15	13	3	1	0		24	19	4	2	2		39	32		
1985-86	1	3	0		15	19	1	2	1		15	15	2	5	1		30	34		
1986-87	3	1	0		13	8	2	2	0		16	20	5	3	0		29	28		
1987-88	2	2	0		11	10	3	1	0		21	18	5	3	0		32	28		
1988-89	1	1	2		20	19	1	1	2		14	14	2	2	4		34	33		
1989-90	3	1	0		21	9	2	1	1		15	14	5	2	1		36	23		
1990-91	1	3	0		15	19	0	2	2		12	17	1	5	2		27	36		
1991-92	2	2	0		17	16	0	2	1		8	10	2	4	1		25	26		
1992-93	2	0	2		17	12	1	2	0		12	16	3	2	2		29	28		
1993-94	1	1	0		7	7	1	0	1		12	10	2	1	1		19	17		
1994-95	0	2	0		3	6	0	1	1		9	11	0	3	1		12	17		
1995-96	2	0	0		9	6	1	1	0		8	10	3	1	0		17	16		
1996-97	1	1	0		7	5	1	1	0		7	9	2	2	0		14	14		
1997-98	1	1	0		7	4	1	1	0		6	5	2	2	0		13	9		
1998-99	2	1	0		9	5	3	0	0		9	1	5	1	0		18	6		
1999-00	1	2	0	0	6	9	3	0	0	0	12	7	4	2	0	0	18	16		
2000-01	1	0	1	0	5	3	1	1	1	0	11	14	2	1	2	0	16	17		
2001-02	2	0	1	0	11	6	0	0	2	0	4	4	2	0	3	0	15	10		
2002-03	1	0	0	1	6	6	0	2	0	1	7	12	1	2	0	2	13	18		
2003-04	2	1	0	0	11	7	0	2	1	0	9	14	2	3	1	0	20	21		
2005-06	4	0		0	15	6	1	3		0	9	11	5	3		0	24	17		
2006-07	3	1		0	16	14	1	2		1	11	14	4	3		1	27	28		
2007-08	3	0		1	17	11	3	1		0	9	6	6	1		1	26	17		
2008-09	2	1		0	6	7	2	1		0	9	10	4	2		0	15	17		
2009-10	1	2		0	9	12	2	0		1	11	8	3	2		1	20	20		
2010-11	2	1		0	13	9	1	1		1	4	4	3	2		1	17	13		
2011-12	2	1		0	8	8	1	1		1	3	5	3	2		1	11	13		
2012-13	2	1		0	10	7	0	2		0	2	7	2	3		0	12	14		
2013-14	2	0		0	6	1	1	2		0	8	14	3	2		0	14	15		
2014-15	1	1		0	3	6	0	2		0	2	5	1	3		0	5	11		
2015-16	1	1		1	8	12	2	0		0	7	3	3	1		1	15	15		
2016-17	0	2		0	5	7	3	0		0	10	6	3	2		0	15	13		
2017-18	2	0		0	6	5	0	2		0	2	10	2	2		0	8	15		
2018-19	1	1		0	5	5	1	1		0	3	3	2	2		0	8	8		
2019-20	1	0		1	5	3	1	0		0	3	2	2	0		1	8	5		
TOTALS	65	38	11	4	433	363	51	45	14	5	381	402	116	83	25	9	814	765		

VS MINNESOTA YEAR	HOME						ROAD						OVERALL					
	W	L	T	OL	GF	GA	W	L	T	OL	GF	GA	W	L	T	OL	GF	GA
2000-01	2	0	0	0	6	1	1	0	1	0	4	2	3	0	1	0	10	3
2001-02	2	0	0	0	9	2	0	1	1	0	4	7	2	1	1	0	13	9
2002-03	1	1	0	0	5	7	1	1	0	0	4	4	2	2	0	0	9	11
2003-04	0	1	1	0	3	6	2	0	0	0	5	2	2	1	1	0	8	8
2005-06	1	1		0	6	7	1	1		0	6	5	2	2		0	12	12
2006-07	1	1		0	4	4	0	2		0	2	7	1	3		0	6	11
2007-08	0	2		0	4	6	0	2		0	2	7	0	4		0	6	13
2008-09	1	1		0	5	4	0	2		0	3	10	1	3		0	8	14
2009-10	2	0		0	8	4	2	0		0	6	4	4	0		0	14	8
2010-11	1	1		0	3	3	1	0		1	9	8	2	1		1	12	11
2011-12	0	1		1	3	6	2	0		0	8	3	2	1		1	11	9
2012-13	1	1		0	5	5	0	0		1	3	4	1	1		1	8	9
2013-14	0	2		0	2	7	1	0		0	3	1	1	2		0	5	8
2014-15	0	0		1	3	3	0	2		0	1	5	0	2		1	4	8
2015-16	1	1		0	5	5	1	0		0	1	1	2	1		0	6	6
2016-17	0	1		0	1	3	0	2		0	4	8	0	3		0	5	11
2017-18	1	1		0	6	6	1	0		0	4	3	2	1		0	10	9
2018-19	1	0		0	4	0	1	1		0	5	5	2	1		0	9	5
2019-20	0	2		0	8	12	0	1		0	2	3	0	3		0	10	15
TOTALS	15	17	1	2	90	91	14	15	2	2	76	89	29	32	3	4	166	180

VS MONTREAL														OVERALL						
YEAR	W	L	T	OL	GF	GA	W	L	T	OL	GF	GA	W	L	T	OL	GF	GA		
1979-80	1	1	0		9	6	0	2	0		0	10	1	3	0		9	16		
1980-81	1	1	0		5	7	0	2	0		6	16	1	3	0		11	23		
1981-82	0	0	2		9	9	0	1	0		3	7	0	1	2		12	16		
1982-83	0	1	0		0	2	0	2	0		7	14	0	3	0		7	16		
1983-84	0	1	1		4	14	1	0	0		5	3	1	1	1		9	17		
1984-85	0	1	0		2	4	1	1	0		8	7	1	2	0		10	11		
1985-86	1	1	0		9	11	0	1	0		0	4	1	2	0		9	15		
1986-87	1	0	0		2	1	0	2	0		5	10	1	2	0		7	11		
1987-88	0	2	0		4	11	0	1	0		0	6	0	3	0		4	17		
1988-89	1	0	0		7	3	0	2	0		5	13	1	2	0		12	16		
1989-90	1	0	1		9	8	0	1	0		1	5	1	1	1		10	13		
1990-91	1	0	0		4	2	0	2	0		7	12	1	2	0		11	14		
1991-92	0	0	1		2	2	0	1	0		1	6	0	1	1		3	8		
1992-93	0	1	0		2	3	0	1	0		1	2	0	2	0		3	5		
1993-94	1	0	0		3	1	0	1	0		2	4	1	1	0		5	5		
1994-95	DID NOT PLAY																			
1995-96	0	1	0		5	6	0	1	0		1	4	0	2	0		6	10		
1996-97	0	0	1		4	4	1	0	0		5	4	1	0	1		9	8		
1997-98	0	1	0		2	5	0	1	0		2	4	0	2	0		4	9		
1998-99	1	0	0		4	2	0	0	1		2	2	1	0	1		6	4		
1999-00	-	-	-	-	-	-	0	1	0	0	0	1	0	1	0	0	0	1		
2000-01	0	0	1	0	3	3	0	1	0	0	2	5	0	1	1	0	5	8		
2001-02	-	-	-	-	-	-	0	0	1	0	3	3	0	0	1	0	3	3		
2002-03	0	1	0	0	2	4	-	-	-	-	-	-	0	1	0	0	2	4		
2003-04	0	1	0	0	3	4	-	-	-	-	-	-	0	1	0	0	3	4		
2005-06	-	-	-	-	-	-	0	1		0	2	5	0	1		0	2	5		
2006-07	DID NOT PLAY																			
2007-08	0	1		0	2	4	-	-	-	-	-	-	0	1		0	2	4		
2008-09							0	1		0	1	4	0	1		0	1	4		
2009-10	0	1		0	2	4							0	1		0	2	4		
2010-11	-	-	-	-	-	-	0	0		1	2	3	0	0		1	2	3		
2011-12	0	0		1	2	3	-	-		-	-	-	0	0		1	2	3		
2012-13	DID NOT PLAY																			
2013-14	1	0		0	5	2	0	1		0	1	3	1	1		0	6	5		
2014-15	0	1		0	0	2	1	0		0	3	2	1	1		0	3	4		
2015-16	1	0		0	6	2	1	0		0	3	2	2	0		0	9	4		
2016-17	0	0		1	4	5	0	1		0	2	5	0	1		1	6	10		
2017-18	1	0		0	5	2	1	0		0	5	4	2	0		0	10	6		
2018-19	0	1		0	1	2	0	1		0	1	2	0	2		0	2	4		
2019-20	0	1		0	1	4	1	0		0	3	2	1	1		0	4	6		
TOTALS	12	18	7	2	122	142	7	29	2	1	89	174	19	47	9	3	211	316		

VS NASHVILLE YEAR	HOME						ROAD						OVERALL					
	W	L	T	OL	GF	GA	W	L	T	OL	GF	GA	W	L	T	OL	GF	GA
1998-99	1	1	0	0	7	7	1	1	0	0	5	3	2	2	0	0	12	10
1999-00	1	0	0	1	6	6	1	0	1	0	10	7	2	0	1	1	16	13
2000-01	1	1	0	0	7	6	0	1	0	1	4	8	1	2	0	1	11	14
2001-02	2	0	0	0	7	4	2	0	0	0	4	2	4	0	0	0	11	6
2002-03	2	0	0	0	3	1	1	0	0	1	5	5	3	0	0	1	8	6
2003-04	0	2	0	0	3	11	0	1	1	0	6	7	0	3	1	0	9	18
2005-06	1	0		1	9	8	0	2		0	1	7	1	2		1	10	15
2006-07	2	0		0	6	4	0	2		0	2	8	2	2		0	8	12
2007-08	1	1		0	7	9	1	0		1	8	6	2	1		1	15	15
2008-09	1	1		0	2	3	0	2		0	2	6	1	3		0	4	9
2009-10	2	0		0	9	4	1	0		1	4	4	3	0		1	13	8
2010-11	1	1		0	6	8	1	1		0	3	5	2	2		0	9	13
2011-12	0	1		1	4	7	2	0		0	8	4	2	1		1	12	11
2012-13	1	0		0	4	0	1	1		0	7	7	2	1		0	11	7
2013-14	1	0		0	4	4	0	2		0	2	6	1	2		0	6	10
2014-15	0	1		1	2	7	0	0		1	3	3	0	1		2	5	10
2015-16	1	0		0	4	0	0	1		1	4	8	1	1		1	8	8
2016-17	2	0		0	7	3	0	1		0	1	3	2	1		0	8	6
2017-18	1	1		0	5	5	0	0		1	2	2	1	1		1	7	7
2018-19	1	0		0	2	1	1	1		0	5	5	2	1		0	7	6
2019-20	1	0		0	5	2	0	1		0	2	3	1	1		0	7	5
TOTALS	23	10	0	4	109	100	12	17	2	7	88	109	35	27	2	11	197	209

VS NEW JERSEY YEAR	HOME						ROAD						OVERALL					
	W	L	T	OL	GF	GA	W	L	T	OL	GF	GA	W	L	T	OL	GF	GA
1979-80	2	0	0		7	4	0	1	1		3	6	2	1	1		10	10
1980-81	2	0	0		9	7	0	1	1		3	4	2	1	1		12	11
1981-82	1	1	0		10	6	1	0	0		5	3	2	1	0		15	9
1982-83	1	1	0		5	4	1	0	0		5	3	2	1	0		10	7
1983-84	1	0	0		4	1	1	1	0		11	11	2	1	0		15	12
1984-85	1	0	1		9	3	1	0	0		6	3	2	0	1		15	6
1985-86	1	0	0		5	3	0	2	0		7	10	1	2	0		12	13
1986-87	2	0	0		12	4	1	0	0		5	4	3	0	0		17	8
1987-88	1	0	0		4	1	1	0	1		4	2	2	0	1		8	3
1988-89	1	0	1		8	7	0	0	1		3	3	1	0	2		11	10
1989-90	0	1	0		1	3	2	0	0		8	5	2	1	0		9	8
1990-91	1	0	1		8	7	0	0	1		3	3	1	0	2		11	10
1991-92	1	0	0		6	4	1	0	0		1	0	2	0	0		7	4
1992-93	1	0	0		4	3	0	0	1		2	2	1	0	1		6	5
1993-94	0	1	0		0	4	0	1	0		4	7	0	2	0		4	11
1994-95	DID NOT PLAY																	
1995-96	1	0	0		5	3	0	1	0		1	4	1	1	0		6	7
1996-97	1	0	0		4	3	1	0	0		4	3	2	0	0		8	6
1997-98	0	1	0		0	3	0	1	0		2	3	0	2	0		2	6
1998-99	1	0	0		3	2	0	1	0		1	4	1	1	0		4	6
1999-00	1	0	0	0	4	2	0	1	0	0	3	4	1	1	0	0	7	6
2000-01	0	1	0	0	2	3	0	1	0	0	1	5	0	2	0	0	3	8
2001-02	1	0	0	0	4	1	0	1	0	0	2	5	1	1	0	0	6	6
2002-03	0	1	0	0	0	3	-	-	-	-	-	-	0	1	0	0	0	3
2003-04	-	-	-	-	-	-	1	0	0	0	3	1	1	0	0	0	3	1
2005-06	DID NOT PLAY																	
2006-07	1	0		0	3	1	-	-	-	-	-	-	1	0		0	3	1
2007-08	-	-		-	-	-	1	0		0	4	1	1	0		0	4	1
2008-09	-	-	-	-	-	-	0	1		0	2	5	0	1		0	2	5
2009-10	1	0		0	4	3					1	0	0	4		3		
2010-11	-	-	-	-	-	-	0	1		0	0	3	0	1		0	0	3
2011-12	1	0		0	5	3	-	-		-	-	-	1	0		0	5	3
2012-13	DID NOT PLAY																	
2013-14	1	0		0	3	2	1	0		0	2	2	2	0		0	5	4
2014-15	0	1		0	1	4	0	1		0	0	3	0	2		0	1	7
2015-16	0	1		0	0	2	0	0		1	2	3	0	1		1	2	5
2016-17	1	0		0	5	4	0	1		0	3	5	1	1		0	8	9
2017-18	1	0		0	5	0	0	1		0	3	4	1	1		0	8	4
2018-19	0	0		1	2	3	0	0		1	1	2	0	0		2	3	5
2019-20	0	1		0	1	2	1	0		0	5	3	1	1		0	6	5
TOTALS	27	10	3	1	143	105	14	17	6	2	109	126	41	27	9	3	252	231



VS NY ISLANDERS YEAR	HOME						ROAD						OVERALL					
	W	L	T	OL	GF	GA	W	L	T	OL	GF	GA	W	L	T	OL	GF	GA
1979-80	0	1	1		4	8	0	1	1		2	5	0	2	2		6	13
1980-81	0	2	0		7	11	0	1	1		6	10	0	3	1		13	21
1981-82	1	1	0		8	7	0	1	0		2	5	1	2	0		10	12
1982-83	1	0	0		4	2	0	1	1		3	6	1	1	1		7	8
1983-84	1	1	0		7	7	1	0	0		4	2	2	1	0		11	9
1984-85	0	1	0		2	5	1	1	0		7	9	1	2	0		9	14
1985-86	0	2	0		4	10	0	0	1		4	4	0	2	1		8	14
1986-87	1	0	0		3	1	0	1	1		6	9	1	1	1		9	10
1987-88	1	1	0		5	8	0	1	0		3	7	1	2	0		8	15
1988-89	0	1	0		3	4	1	1	0		14	9	1	2	0		17	13
1989-90	0	2	0		7	12	1	0	0		4	3	1	2	0		11	15
1990-91	1	0	0		8	1	0	2	0		2	7	1	2	0		10	8
1991-92	1	0	0		3	1	0	1	1		5	6	1	1	1		8	7
1992-93	0	0	1		3	3	1	0	0		4	3	1	0	1		7	6
1993-94	0	1	0		2	7	1	0	0		5	2	1	1	0		7	9
1994-95	DID NOT PLAY																	
1995-96	0	1	0		2	4	1	0	0		7	5	1	1	0		9	9
1996-97	0	0	1		3	3	0	1	0		2	8	0	1	1		5	11
1997-98	1	0	0		2	1	0	1	0		0	4	1	1	0		2	5
1998-99	1	0	0		4	2	0	0	1		4	4	1	0	1		8	6
1999-00	1	0	0	0	5	0	0	0	1	0	2	2	1	0	1	0	7	2
2000-01	0	0	1	0	2	2	1	0	0	0	2	1	1	0	1	0	4	3
2001-02	1	0	0	0	6	1	-	-	-	-	-	-	1	0	0	0	6	1
2002-03	-	-	-	-	-	-	1	0	0	0	3	2	1	0	0	0	3	2
2003-04	0	1	0	0	2	5	-	-	-	-	-	-	0	1	0	0	2	5
2005-06	DID NOT PLAY																	
2006-07	1	0		0	6	3	-	-	-	-	-	-	1	0		0	6	3
2007-08	-	-	-	-	-	-	0	1		0	2	3	0	1		0	2	3
2008-09	1	0		0	5	4	0	1		0	2	3	1	1		0	7	7
2009-10	0	0		1	4	5							0	0		1	4	5
2010-11	-	-	-	-	-	-	1	0		0	4	3	1	0		0	4	3
2011-12	1	0		0	5	1	-	-		-	-	-	1	0		0	5	1
2012-13	DID NOT PLAY																	
2013-14	1	0		0	6	3	0	1		0	1	6	1	1		0	7	9
2014-15	0	1		0	0	1	0	1		0	1	5	0	2		0	1	6
2015-16	1	0		0	1	0	0	1		0	2	5	1	1		0	3	5
2016-17	1	0		0	2	1	0	1		0	2	3	1	1		0	4	4
2017-18	1	0		0	3	2	0	1		0	3	5	1	1		0	6	7
2018-19	0	1		0	1	3	0	1		0	0	2	0	2		0	1	5
2019-20	1	0		0	2	1	0	1		0	2	4	1	1		0	4	5
TOTALS	19	17	4	1	131	129	10	22	8	0	110	152	29	39	12	1	241	281

VS NY RANGERS														OVERALL						
YEAR	W	L	T	OL	GF	GA	W	L	T	OL	GF	GA	W	L	T	OL	GF	GA		
1979-80	1	1	0		4	5	1	1	0		7	8	2	2	0		11	13		
1980-81	1	1	0		8	5	0	2	0		8	16	1	3	0		16	21		
1981-82	1	0	1		12	7	0	1	0		2	5	1	1	1		14	12		
1982-83	1	0	0		4	1	0	1	1		9	14	1	1	1		13	15		
1983-84	0	2	0		6	9	1	0	0		7	5	1	2	0		13	14		
1984-85	1	0	0		6	5	2	0	0		17	9	3	0	0		23	14		
1985-86	1	1	0		7	8	0	1	0		4	7	1	2	0		11	15		
1986-87	0	1	0		3	6	2	0	0		7	5	2	1	0		10	11		
1987-88	0	1	1		9	10	0	1	0		4	6	0	2	1		13	16		
1988-89	0	1	0		3	4	1	1	0		9	7	1	2	0		12	11		
1989-90	1	1	0		6	8	0	0	1		3	3	1	1	1		9	11		
1990-91	0	1	0		4	6	1	1	0		7	8	1	2	0		11	14		
1991-92	1	1	0		5	7	0	1	0		2	4	1	2	0		7	11		
1992-93	0	1	0		4	5	0	1	0		2	5	0	2	0		6	10		
1993-94	1	0	0		3	1	0	1	0		1	2	1	1	0		4	3		
1994-95	DID NOT PLAY																			
1995-96	1	0	0		6	3	0	1	0		4	6	1	1	0		10	9		
1996-97	0	1	0		1	3	0	1	0		2	5	0	2	0		3	8		
1997-98	0	0	1		1	1	0	1	0		1	3	0	1	1		2	4		
1998-99	1	0	0		3	1	0	1	0		0	3	1	1	0		3	4		
1999-00	0	0	1	0	2	2	0	1	0	0	2	4	0	1	1	0	4	6		
2000-01	1	0	0	0	3	1	1	0	0	0	2	0	2	0	0	0	5	1		
2001-02	1	0	0	0	5	0	-	-	-	-	-	-	1	0	0	0	5	0		
2002-03	-	-	-	-	-	-	0	0	0	1	2	3	0	0	0	1	2	3		
2003-04	0	0	0	1	2	3	-	-	-	-	-	-	0	0	0	1	2	3		
2005-06	DID NOT PLAY																			
2006-07	0	1		0	3	7	-	-	-	-	-	-	0	1		0	3	7		
2007-08	-	-	-	-	-	-	1	0		0	5	1	1	0		0	5	1		
2008-09							0	1		0	1	4	0	1		0	1	4		
2009-10	1	0		0	3	2	0	1		0	2	5	1	1		0	5	7		
2010-11	-	-	-	-	-	-	0	0		1	3	4	0	0		1	3	4		
2011-12	0	1		0	2	3	0	0		1	1	1	0	1		1	3	4		
2012-13	DID NOT PLAY																			
2013-14	1	0		0	4	1	0	0		1	3	4	1	0		1	7	5		
2014-15	0	1		0	1	5	0	1		0	3	4	0	2		0	4	9		
2015-16	0	1		0	1	4	0	1		0	1	4	0	2		0	2	8		
2016-17	0	1		0	3	6	0	1		0	2	3	0	2		0	5	9		
2017-18	0	0		1	1	2	0	1		0	2	5	0	1		1	3	7		
2018-19	1	0		0	5	0	1	0		0	4	3	2	0		0	9	3		
2019-20	0	0		0	0	0	1	0		0	3	2	1	0		0	3	2		
TOTALS	16	18	4	2	130	130	12	23	2	4	132	168	28	41	6	6	262	298		

VS OTTAWA YEAR	HOME						ROAD						OVERALL					
	W	L	T	OL	GF	GA	W	L	T	OL	GF	GA	W	L	T	OL	GF	GA
1992-93	1	0	0		6	3	1	0	1		12	6	2	0	1		18	9
1993-94	0	1	0		6	7	2	0	0		9	3	2	1	0		15	10
1994-95	DID NOT PLAY																	
1995-96	1	0	0		6	2	1	0	0		3	1	2	0	0		9	3
1996-97	0	1	0		1	4	1	0	0		4	2	1	1	0		5	6
1997-98	0	0	1		4	4	0	1	0		1	4	0	1	1		5	8
1998-99	0	1	0		1	4	1	0	0		2	0	1	1	0		3	4
1999-00	1	0	0	0	4	3	0	1	0	0	2	5	1	1	0	0	6	8
2000-01	0	1	0	0	2	5	-	-	-	-	-	-	0	1	0	0	2	5
2001-02	1	0	0	0	3	2	0	1	0	0	0	6	1	1	0	0	3	8
2002-03	-	-	-	-	-	-	0	1	0	0	1	2	0	1	0	0	1	2
2003-04	0	1	0	0	1	4	-	-	-	-	-	-	0	1	0	0	1	4
2005-06	-	-	-	-	-	-	0	1		0	2	7	0	1		0	2	7
2006-07	DID NOT PLAY																	
2007-08	0	1		0	2	4	-	-	-	-	-	-	0	1		0	2	4
2008-09							0	1		0	3	6	0	1		0	3	6
2009-10	1	0		0	3	2							1	0		0	3	2
2010-11	-	-	-	-	-	-	0	1		0	2	5	0	1		0	2	5
2011-12	1	0		0	3	2	-	-		-	-	-	1	0		0	3	2
2012-13	DID NOT PLAY																	
2013-14	0	0		1	3	4	1	0		0	4	3	1	0		1	7	7
2014-15	0	1		0	1	5	0	1		0	2	7	0	2		0	3	12
2015-16	1	0		0	4	3	1	0		0	4	1	2	0		0	8	4
2016-17	0	0		1	2	3	0	1		0	4	7	0	1		1	6	10
2017-18	1	0		0	2	1	1	0		0	3	2	2	0		0	5	3
2018-19	1	0		0	5	1	1	0		0	3	2	2	0		0	8	3
2019-20	1	0		0	5	2	0	1		0	2	3	1	1		0	7	5
TOTALS	10	7	1	2	64	65	10	10	1	0	63	72	20	17	2	2	127	137

VS PHILADELPHIA YEAR	HOME						ROAD						OVERALL					
	W	L	T	OL	GF	GA	W	L	T	OL	GF	GA	W	L	T	OL	GF	GA
1979-80	0	2	0		7	10	0	2	0		5	10	0	4	0		12	20
1980-81	1	1	0		7	9	0	2	0		2	13	1	3	0		9	22
1981-82	1	0	0		6	2	1	1	0		8	8	2	1	0		14	10
1982-83	0	2	0		5	9	0	1	0		2	5	0	3	0		7	14
1983-84	1	0	0		3	2	0	2	0		9	11	1	2	0		12	13
1984-85	2	0	0		11	6	1	0	0		7	4	3	0	0		18	10
1985-86	1	0	0		2	1	0	2	0		5	14	1	2	0		7	15
1986-87	1	1	0		6	7	0	1	0		1	3	1	2	0		7	10
1987-88	0	1	0		3	4	0	2	0		3	10	0	3	0		6	14
1988-89	0	1	1		7	11	0	1	0		1	5	0	2	1		8	16
1989-90	1	0	0		5	3	1	1	0		7	8	2	1	0		12	11
1990-91	0	2	0		4	8	0	1	0		3	4	0	3	0		7	12
1991-92	1	0	0		2	0	2	0	0		3	1	3	0	0		5	1
1992-93	0	1	0		2	4	0	1	0		4	5	0	2	0		6	9
1993-94	0	0	1		2	2	1	0	0		9	6	1	0	1		11	8
1994-95	DID NOT PLAY																	
1995-96	1	0	0		4	1	0	1	0		0	3	1	1	0		4	4
1996-97	0	1	0		1	3	0	1	0		1	4	0	2	0		2	7
1997-98	0	1	0		2	6	1	0	0		2	1	1	1	0		4	7
1998-99	0	1	0		1	4	0	1	0		2	4	0	2	0		3	8
1999-00	0	1	0	0	1	4	0	1	0	0	3	5	0	2	0	0	4	9
2000-01	1	0	0	0	6	3	1	0	0	0	2	1	2	0	0	0	8	4
2001-02	1	0	0	0	4	2	-	-	-	-	-	-	1	0	0	0	4	2
2002-03	1	0	0	0	4	0	0	1	0	0	2	6	1	1	0	0	6	6
2003-04	0	1	0	0	4	5	0	1	0	0	2	3	0	2	0	0	6	8
2005-06	DID NOT PLAY																	
2006-07	1	0		0	4	0	-	-	-	-	-	-	1	0		0	4	0
2007-08	-	-	-	-	-	-	1	0		0	3	2	1	0		0	3	2
2008-09							0	0		1	3	4	0	0		1	3	4
2009-10	1	0		0	3	1							1	0		0	3	1
2010-11	-	-	-	-	-	-	1	0		0	3	2	1	0		0	3	2
2011-12	0	1		0	2	4	0	1		0	1	2	0	2		0	3	6
2012-13	DID NOT PLAY																	
2013-14	0	1		0	3	5	1	0		0	2	1	1	1		0	5	6
2014-15	1	0		0	4	2	0	0		1	3	3	1	0		1	7	5
2015-16	1	0		0	2	1	0	1		0	2	4	1	1		0	4	5
2016-17	1	0		0	4	3	1	0		0	5	4	2	0		0	9	7
2017-18	0	0		1	3	4	1	0		0	4	3	1	0		1	7	7
2018-19	0	1		0	2	5	0	0		1	4	5	0	1		1	6	10
2019-20	1	0		0	6	2	1	0		0	3	1	2	0		0	9	3
TOTALS	19	19	2	1	132	132	14	25	0	3	116	165	33	44	2	4	248	297

VS PITTSBURGH YEAR	HOME						ROAD						OVERALL					
	W	L	T	OL	GF	GA	W	L	T	OL	GF	GA	W	L	T	OL	GF	GA
1979-80	0	2	0		4	7	0	2	0		4	7	0	4	0		8	14
1980-81	0	2	0		7	9	0	2	0		7	9	0	4	0		14	18
1981-82	1	0	0		6	1	0	2	0		3	6	1	2	0		9	7
1982-83	2	0	0		10	7	0	1	0		4	6	2	1	0		14	13
1983-84	0	1	0		3	6	2	0	0		9	7	2	1	0		12	13
1984-85	1	1	0		10	10	1	0	0		6	4	2	1	0		16	14
1985-86	1	0	0		5	3	0	2	0		3	13	1	2	0		8	16
1986-87	1	1	0		6	6	1	0	0		4	3	2	1	0		10	9
1987-88	0	1	0		4	5	2	0	0		8	4	2	1	0		12	9
1988-89	1	1	0		8	8	0	1	0		4	5	1	2	0		12	13
1989-90	0	0	1		3	3	0	2	0		4	10	0	2	1		7	13
1990-91	1	1	0		10	8	0	1	0		2	9	1	2	0		12	17
1991-92	0	1	0		1	3	1	1	0		6	3	1	2	0		7	6
1992-93	1	0	0		3	2	0	1	0		2	5	1	1	0		5	7
1993-94	0	1	0		3	5	0	1	0		3	5	0	2	0		6	10
1994-95	DID NOT PLAY																	
1995-96	0	1	0		0	1	0	1	0		4	9	0	2	0		4	10
1996-97	0	0	1		5	5	0	1	0		1	4	0	1	1		6	9
1997-98	0	0	1		2	2	1	0	0		2	1	1	0	1		4	3
1998-99	1	0	0		5	3	0	1	0		1	4	1	1	0		6	7
1999-00	1	0	0	0	3	1	0	1	0	0	2	4	1	1	0	0	5	5
2000-01	1	0	0	0	5	4	-	-	-	-	-	-	1	0	0	0	5	4
2001-02	1	0	0	0	5	2	1	0	0	0	3	1	2	0	0	0	8	3
2002-03	1	0	0	0	5	2	1	0	0	0	4	1	2	0	0	0	9	3
2003-04	0	0	0	1	3	4	-	-	-	-	-	-	0	0	0	1	3	4
2005-06	DID NOT PLAY																	
2006-07	0	1		0	2	7	-	-	-	-	-	-	0	1		0	2	7
2007-08	-	-	-	-	-	-	0	1		0	1	3	0	1		0	1	3
2008-09	1	0		0	4	1							1	0		0	4	1
2009-10							1	0		0	3	0	1	0		0	3	0
2010-11	0	0		1	3	4	0	1		0	1	6	0	1		1	4	10
2011-12	-	-		-	-	-	0	1		0	1	2	0	1		0	1	2
2012-13	DID NOT PLAY																	
2013-14	1	0		0	3	1	1	0		0	3	2	2	0		0	6	3
2014-15	0	1		0	1	3	0	1		0	2	3	0	2		0	3	6
2015-16	1	0		0	2	1	0	1		0	0	6	1	1		0	2	7
2016-17	1	0		0	4	3	0	1		0	0	7	1	1		0	4	10
2017-18	0	1		0	2	4	0	1		0	1	3	0	2		0	3	7
2018-19	0	0		1	2	3	0	1		0	0	4	0	1		1	2	7
2019-20	0	0		1	3	3	0	1		0	0	2	0	1		1	3	5
TOTALS	18	16	3	4	142	137	12	29	0	0	98	158	30	45	3	4	240	295

## VS SAN JOSE

YEAR	W	L	HOME T	OL	GF	GA	W	L	ROAD T	OL	GF	GA	W	L	OVERALL T	OL	GF	GA
1991-92	3	1	0		18	9	2	0	1		13	10	5	1	1		31	19
1992-93	3	1	0		14	10	1	2	0		15	14	4	3	0		29	24
1993-94	0	1	1		6	11	0	1	1		7	12	0	2	2		13	23
1994-95	1	0	1		7	5	0	2	0		5	10	1	2	1		12	15
1995-96	0	1	1		4	10	1	1	0		9	6	1	2	1		13	16
1996-97	2	0	0		11	2	1	1	0		8	6	3	1	0		19	8
1997-98	2	0	0		8	4	2	0	0		7	2	4	0	0		15	6
1998-99	1	2	0		3	5	2	1	0		8	7	3	3	0		11	12
1999-00	2	1	0	0	8	8	1	2	0	0	5	11	3	3	0	0	13	19
2000-01	1	1	0	1	6	6	0	2	0	0	1	5	1	3	0	1	7	11
2001-02	1	1	0	0	10	9	1	2	0	0	9	12	2	3	0	0	19	21
2002-03	2	0	0	1	11	8	1	0	1	0	6	5	3	0	1	1	17	13
2003-04	0	3	0	0	2	12	1	1	1	0	6	10	1	4	1	0	8	22
2005-06	2	1		1	14	11	4	0		0	18	12	6	1		1	32	23
2006-07	1	3		0	11	11	1	3		0	7	15	2	6		0	18	26
2007-08	2	2		0	10	14	1	3		0	5	14	3	5		0	15	28
2008-09	2	1		0	10	8	1	2		0	6	6	3	3		0	16	14
2009-10	1	1		1	5	7	1	0		2	5	6	2	1		3	10	13
2010-11	1	2		0	7	11	0	3		0	5	12	1	5		0	12	23
2011-12	3	0		0	10	3	1	1		1	9	9	4	1		1	19	12
2012-13	1	1		0	2	5	1	1		1	5	7	2	2		1	7	12
2013-14	0	1		1	5	6	1	1		0	3	6	1	2		1	8	12
2014-15	1	2		0	9	10	1	1		0	4	6	2	3		0	13	16
2015-16	1	1		0	4	4	0	3		0	1	8	1	4		0	5	12
2016-17	2	1		0	7	8	1	0		1	4	4	3	1		1	11	12
2017-18	0	1		1	3	5	1	0		1	7	7	1	1		2	10	12
2018-19	1	1		0	9	8	1	0		1	6	6	2	1		1	15	14
2019-20	1	1		0	8	7	1	0		0	3	2	2	1		0	11	9
TOTALS	37	31	3	6	222	217	29	33	4	7	187	230	66	64	7	13	409	447

## VS ST. LOUIS

YEAR	W	L	HOME T	OL	GF	GA	W	L	ROAD T	OL	GF	GA	W	L	OVERALL T	OL	GF	GA
1979-80	0	0	2		8	8	1	1	0		4	8	1	1	2		12	16
1980-81	0	0	2		6	6	0	2	0		4	10	0	2	2		10	16
1981-82	3	0	1		19	14	1	1	1		14	14	4	1	2		33	28
1982-83	0	1	0		2	4	2	0	0		9	5	2	1	0		11	9
1983-84	2	0	0		8	4	0	1	0		3	9	2	1	0		11	13
1984-85	0	1	0		2	6	0	0	2		8	8	0	1	2		10	14
1985-86	1	1	0		6	5	0	1	0		6	8	1	2	0		12	13
1986-87	1	0	0		2	0	0	0	2		4	4	1	0	2		6	4
1987-88	2	0	0		8	4	0	1	0		2	6	2	1	0		10	10
1988-89	1	0	0		6	2	0	1	1		7	9	1	1	1		13	11
1989-90	1	1	0		8	10	0	0	1		3	3	1	1	1		11	13
1990-91	1	0	0		4	3	0	1	1		5	7	1	1	1		9	10
1991-92	0	1	1		6	7	0	1	0		1	2	0	2	1		7	9
1992-93	1	1	0		6	6	1	1	0		3	4	2	2	0		9	10
1993-94	2	1	0		6	4	1	2	0		10	12	3	3	0		16	16
1994-95	1	2	0		12	11	1	1	0		8	9	2	3	0		20	20
1995-96	1	2	0		8	11	0	2	1		4	8	1	4	1		12	19
1996-97	1	2	0		5	8	2	1	0		10	6	3	3	0		15	14
1997-98	1	1	0		7	7	2	1	0		8	10	3	2	0		15	17
1998-99	1	1	0		8	8	0	1	1		4	5	1	2	1		12	13
1999-00	0	2	0	0	3	11	1	1	0	0	2	5	1	3	0	0	5	16
2000-01	2	0	0	0	7	2	0	2	0	0	2	7	2	2	0	0	9	9
2001-02	2	0	0	0	8	3	0	2	0	0	4	9	2	2	0	0	12	12
2002-03	0	1	1	0	4	7	1	1	0	0	8	9	1	2	1	0	12	16
2003-04	2	0	0	0	7	5	0	1	1	0	3	5	2	1	1	0	10	10
2005-06	1	1		0	9	9	2	0		0	8	3	3	1		0	17	12
2006-07	1	1		0	7	9	2	0		0	7	3	3	1		0	14	12
2007-08	2	0		0	5	2	2	0		0	4	2	4	0		0	9	4
2008-09	0	2		0	2	8	0	2		0	4	6	0	4		0	6	14
2009-10	1	1		0	5	7	1	0		1	4	3	2	1		1	9	10
2010-11	2	0		0	7	4	1	1		0	7	7	3	1		0	14	11
2011-12	0	2		0	2	7	1	1		0	5	5	1	3		0	7	12
2012-13	0	1		0	3	6	0	1		1	1	4	0	2		1	4	10
2013-14	0	1		0	2	4	1	1		0	4	4	1	2		0	6	8
2014-15	0	2		0	1	12	0	1		0	1	2	0	3		0	2	14
2015-16	0	1		0	4	6	0	2		0	3	9	0	3		0	7	15
2016-17	0	2		0	1	6	0	1		0	1	4	0	3		0	2	10
2017-18	1	0		0	6	0	1	0		1	7	4	2	0		1	13	4
2018-19	1	1		0	6	5	1	0		0	3	1	2	1		0	9	6
2019-20	1	0		0	3	1	1	1		0	2	3	2	1		0	5	4
TOTALS	36	33	7	0	229	242	26	37	11	3	197	242	62	70	18	3	426	484

VS TAMPA BAY  
YEARHOME  
W L T OL GF GAROAD  
W L T OL GF GAOVERALL  
W L T OL GF GA

1992-93	1	1	0		6	6	2	0	0		10	7	3	1		0	16	13
1993-94	0	1	0		2	3	1	0	0		4	3	1	1		0	6	6
1994-95	DID NOT PLAY																	
1995-96	1	0	0		5	2	0	1	0		3	6	1	1		0	8	8
1996-97	0	1	0		0	2	1	0	0		5	0	1	1		0	5	2
1997-98	1	0	0		5	2	0	1	0		1	2	1	1		0	6	4
1998-99	1	0	0		4	1	0	1	0		2	4	1	1		0	6	5
1999-00	1	0	0	0	3	1	0	0	0	0	0	0	1	0	0	0	3	1
2000-01	1	0	0	0	3	2	1	0	0	0	5	2	2	0	0	0	8	4
2001-02	0	1	0	0	0	3	-	-	-	-	-	-	0	1	0	0	0	3
2002-03	0	1	0	0	0	4	0	1	0	0	2	4	0	2	0	0	2	8
2003-04	-	-	-	-	-	-	0	1	0	0	1	5	0	1	0	0	1	5
2005-06	0	1		0	1	3	-	-	-	-	-	-	0	1		0	1	3
2006-07	-	-	-	-	-	-	0	1		0	3	5	0	1		0	3	5
2007-08	DID NOT PLAY																	
2008-09	1	0		0	3	2							1	0		0	3	2
2009-10	0	1		0	1	4	1	0		0	2	1	1	1		0	3	5
2010-11	0	1		0	0	3	0	1		0	3	8	0	2		0	3	11
2011-12	0	1		0	3	4	-	-		-	-	-	0	1		0	3	4
2012-13	DID NOT PLAY																	
2013-14	1	0		0	6	3	1	0		0	3	3	2	0		0	9	6
2014-15	0	1		0	2	4	0	1		0	3	7	0	2		0	5	11
2015-16	0	1		0	0	2	0	1		0	1	2	0	2		0	1	4
2016-17	1	0		0	5	3	1	0		0	5	3	2	0		0	10	6
2017-18	0	1		0	1	4	1	0		0	4	1	1	1		0	5	5
2018-19	1	0		0	7	1	0	1		0	1	4	1	1		0	8	5
2019-20	1	0		0	7	3	0	1		0	0	4	1	1		0	7	7
TOTALS	11	12	0	0	64	62	9	11	0	0	58	71	20	23	0	0	122	133

VS TORONTO  
YEARHOME  
W L T OL GF GAROAD  
W L T OL GF GAOVERALL  
W L T OL GF GA

1979-80	0	2	0		7	17	0	2	0		2	15	0	4	0		9	32
1980-81	0	2	0		8	12	2	0	0		10	2	2	2	0		18	14
1981-82	1	2	0		12	14	3	0	1		23	13	4	2	1		35	27
1982-83	2	0	0		13	6	1	0	0		6	3	3	0	0		19	9
1983-84	1	0	0		8	2	2	0	0		16	11	3	0	0		24	13
1984-85	2	0	0		11	6	1	0	0		5	3	3	0	0		16	9
1985-86	0	0	1		3	3	1	1	0		5	9	1	1	1		8	12
1986-87	1	1	0		9	11	0	1	0		1	6	1	2	0		10	17
1987-88	1	0	0		4	3	1	1	0		13	8	2	1	0		17	11
1988-89	2	0	0		12	7	1	0	0		10	2	3	0	0		22	9
1989-90	0	0	1		5	5	2	0	0		10	5	2	0	1		15	10
1990-91	1	0	1		12	6	0	1	0		2	5	1	1	1		14	11
1991-92	0	0			4	2	1	1	0		4	4	2	1	0		8	6
1992-93	1	1	0		9	8	0	1	0		2	4	1	2	0		11	12
1993-94	0	2	1		5	11	1	2	0		6	14	1	4	1		11	25
1994-95	1	0	1		8	4	0	3	0		7	12	1	3	1		15	16
1995-96	2	1	0		10	10	1	1	1		8	7	3	2	1		18	17
1996-97	2	0	1		9	5	2	1	0		10	8	4	1	1		19	13
1997-98	2	1	0		8	5	2	0	0		8	2	4	1	0		16	7
1998-99	-	-	-		-	-	0	1	0		2	5	0	1	0		2	5
1999-00	-	-	-	-	-	-	0	1	0	0	3	5	0	1	0	0	3	5
2000-01	-	-	-	-	-	-	0	1	0	0	2	3	0	1	0	0	2	3
2001-02	-	-	-	-	-	-	0	1	0	0	3	6	0	1	0	0	3	6
2002-03	-	-	-	-	-	-	0	1	0	0	3	5	0	1	0	0	3	5
2003-04	0	1	0	0	4	5	-	-	-	-	-	-	0	1	0	0	4	5
2005-06	-	-	-	-	-	-	1	0		0	4	3	1	0		0	4	3
2006-07	DID NOT PLAY																	
2007-08	1	0		0	5	1	-	-	-	-	-	-	1	0		0	5	1
2008-09	1	0		0	6	3							1	0		0	6	3
2009-10							1	0		0	6	3	1	0		0	6	3
2010-11	1	0		0	5	1	-	-	-	-	-	-	1	0		0	5	1
2011-12	-	-		-	-	-	1	0		0	2	2	1	0		0	2	2
2012-13	DID NOT PLAY																	
2013-14	0	1		0	2	4	0	0		1	1	1	0	1		1	3	5
2014-15	1	0		0	3	2	1	0		0	3	1	2	0		0	6	3
2015-16	1	0		0	3	2	1	0		0	4	3	2	0		0	7	5
2016-17	0	1		0	1	4	1	0		0	3	2	1	1		0	4	6
2017-18	0	1		0	4	7	1	0		0	4	1	1	1		0	8	8
2018-19	1	0		0	2	0	1	0		0	4	2	2	0		0	6	2
2019-20	0	1		0	1	3	0	0		1	2	3	0	1		1	3	6
TOTALS	26	17	6	0	193	169	29	20	2	2	194	178	55	37	8	2	387	347



VS VANCOUVER														OVERALL						
YEAR	W	L	T	OL	GF	GA	W	L	T	OL	GF	GA	W	L	T	OL	GF	GA		
1979-80	1	0	1		8	6	0	2	0		3	6	1	2	1		11	12		
1980-81	0	1	1		6	14	0	1	1		5	10	0	2	2		11	24		
1981-82	1	0	0		5	2	0	2	0		1	10	1	2	0		6	12		
1982-83	3	1	0		16	14	0	3	1		14	21	3	4	1		30	35		
1983-84	1	2	1		16	18	1	3	0		13	15	2	5	1		29	33		
1984-85	2	1	1		21	19	3	1	0		20	15	5	2	1		41	34		
1985-86	2	1	1		16	13	1	2	1		14	16	3	3	2		30	29		
1986-87	3	1	0		13	11	2	2	0		18	17	5	3	0		31	28		
1987-88	3	1	0		19	13	2	2	0		11	15	5	3	0		30	28		
1988-89	3	1	0		17	15	1	2	1		11	14	4	3	1		28	29		
1989-90	2	1	1		16	10	1	1	2		12	13	3	2	3		28	23		
1990-91	2	1	1		15	16	2	2	0		10	10	4	3	1		25	26		
1991-92	1	2	0		9	8	0	2	2		8	12	1	4	2		17	20		
1992-93	0	3	0		8	16	1	3	0		9	20	1	6	0		17	36		
1993-94	0	2	0		7	13	0	2	0		2	11	0	4	0		9	24		
1994-95	1	0	1		10	7	1	1	0		5	6	2	1	1		15	13		
1995-96	0	2	0		5	9	1	1	0		8	6	1	3	0		13	15		
1996-97	2	0	0		11	4	0	2	0		6	12	2	2	0		17	16		
1997-98	1	1	0		5	7	1	1	0		8	5	2	2	0		13	12		
1998-99	1	1	0		4	5	0	1	1		3	4	1	2	1		7	9		
1999-00	1	1	0	0	7	3	1	1	0	0	5	3	2	2	0	0	12	6		
2000-01	1	0	1	0	4	3	1	1	0	0	5	8	2	1	1	0	9	11		
2001-02	2	0	0	0	11	3	0	2	0	0	5	8	2	2	0	0	16	11		
2002-03	0	1	1	0	5	8	0	2	0	0	1	6	0	3	1	0	6	14		
2003-04	0	2	0	0	2	8	0	1	1	0	4	9	0	3	1	0	6	17		
2005-06	1	1		0	6	8	0	2		0	4	6	1	3		0	10	14		
2006-07	1	1		0	5	5	0	2		0	5	9	1	3		0	10	14		
2007-08	1	0		1	3	2	1	1		0	5	6	2	1		1	8	8		
2008-09	1	1		0	8	5	1	1		0	4	2	2	2		0	12	7		
2009-10	2	0		0	7	5	0	2		0	1	8	2	2		0	8	13		
2010-11	0	1		1	3	10	2	0		0	6	3	2	1		1	9	13		
2011-12	1	1		0	1	6	1	0		1	6	5	2	1		1	7	11		
2012-13	0	1		0	1	2	1	1		0	4	4	1	2		0	5	6		
2013-14	3	0		0	4	2	0	0		2	6	8	3	0		2	10	10		
2014-15	1	1		0	3	5	1	2		0	6	12	2	3		0	9	17		
2015-16	0	2		0	4	6	1	0		1	5	5	1	2		1	9	11		
2016-17	2	1		0	8	7	0	1		1	2	6	2	2		1	10	13		
2017-18	1	1		0	2	3	1	0		1	5	5	2	1		1	7	8		
2018-19	2	0		0	9	3	2	0		0	7	5	4	0		0	16	8		
2019-20	0	0		0	0	0	1	1		0	5	5	1	1		0	5	5		
TOTALS	49	37	10	2	320	314	31	56	10	6	272	361	80	93	20	8	592	675		

VS VEGAS YEAR	HOME						ROAD						OVERALL					
	W	L	T	OL	GF	GA	W	L	T	OL	GF	GA	W	L	T	OL	GF	GA
2017-18	0	1		1	3	6	1	1		1	7	10	1	2		2	10	16
2018-19	0	1		1	3	8	2	0		0	9	3	2	1		1	12	11
2019-20	1	0		0	4	1	0	1		1	2	5	1	1		1	6	6
TOTALS	1	2	0	2	10	15	3	2	0	2	18	18	4	4	0	4	28	33

VS WASHINGTON														OVERALL						
YEAR	W	L	T	OL	GF	GA	W	L	T	OL	GF	GA	W	L	T	OL	GF	GA		
1979-80	0	1	1		4	7	0	2	0		7	11	0	3	1		11	18		
1980-81	0	1	1		7	9	0	2	0		4	8	0	3	1		11	17		
1981-82	1	1	0		6	6	0	1	0		3	7	1	2	0		9	13		
1982-83	0	0	1		3	3	0	1	1		4	9	0	1	2		7	12		
1983-84	1	1	0		7	10	0	1	0		3	8	1	2	0		10	18		
1984-85	1	0	0		5	3	1	1	0		9	11	2	1	0		14	14		
1985-86	1	0	1		14	11	0	1	0		3	5	1	1	1		17	16		
1986-87	0	0	1		3	3	1	1	0		7	8	1	1	1		10	11		
1987-88	1	1	0		3	8	1	0			3	2	2	1	0		6	10		
1988-89	1	0	0		3	2	0	2	0		6	12	1	2	0		9	14		
1989-90	2	0	0		12	5	1	0	0		4	3	3	0	0		16	8		
1990-91	0	1	0		1	2	1	1	0		5	5	1	2	0		6	7		
1991-92	2	0	0		10	8	0	0	1		3	3	2	0	1		13	11		
1992-93	1	0	0		6	2	0	1	0		6	8	1	1	0		12	10		
1993-94	1	0	0		6	4	0	1	0		3	4	1	1	0		9	8		
1994-95	DID NOT PLAY																			
1995-96	0	1	0		1	6	0	0	1		1	1	0	1	1		2	7		
1996-97	1	0	0		4	3	0	1	0		0	3	1	1	0		4	6		
1997-98	0	0	1		3	3	0	1	0		1	2	0	1	1		4	5		
1998-99	1	0	0		4	2	1	0	0		2	1	2	0	0		6	3		
1999-00	0	0	1	0	2	2	0	0	0	1	2	3	0	0	1	1	4	5		
2000-01	-	-	-	-	-	-	0	0	1	0	2	2	0	0	1	0	2	2		
2001-02	1	0	0	0	5	2	0	0	1	0	2	2	1	0	1	0	7	4		
2002-03	0	1	0	0	3	4	1	0	0	0	2	1	1	1	0	0	5	5		
2003-04	-	-	-	-	-	-	1	0	0	0	3	0	1	0	0	0	3	0		
2005-06	0	1		0	1	6	-	-	-	-	-	-	0	1		0	1	6		
2006-07	-	-	-	-	-	-	1	0		0	3	2	1	0		0	3	2		
2007-08	DID NOT PLAY																			
2008-09	1	0		0	2	1							1	0		0	2	1		
2009-10							0	1		0	2	4	0	1		0	2	4		
2010-11	1	0		0	3	2	-	-	-	-	-	-	1	0		0	3	2		
2011-12	-	-	-	-	-	-	0	1		0	3	4	0	1		0	3	4		
2012-13	DID NOT PLAY																			
2013-14	1	0		0	3	3	0	1		0	2	3	1	1		0	5	6		
2014-15	0	0		1	1	2	1	0		0	6	5	1	0		1	7	7		
2015-16	1	0		0	3	0	0	1		0	2	3	1	1		0	5	3		
2016-17	1	0		0	6	3	0	1		0	1	4	1	1		0	7	7		
2017-18	1	0		0	3	2	0	0		1	2	3	1	0		1	5	5		
2018-19	0	1		0	2	4	1	0		0	4	1	1	1		0	6	5		
2019-20	1	0		0	3	1	1	0		0	3	3	2	0		0	6	4		
TOTALS	22	10	7	1	139	129	12	22	5	2	113	151	34	32	12	3	252	280		

VS WINNIPEG YEAR	HOME						ROAD						OVERALL						
	W	L	T	OL	GF	GA	W	L	T	OL	GF	GA	W	L	T	OL	GF	GA	
1999-00	1	0	0	0	4	2	1	0	0	0	3	2	2	0	0	0	0	7	4
2000-01	1	0	0	0	5	1	-	-	-	-	-	-	1	0	0	0	5	1	
2001-02	1	0	0	0	2	1	1	0	0	0	4	2	2	0	0	0	6	3	
2002-03	1	0	0	0	4	2	1	0	0	0	5	1	2	0	0	0	9	3	
2003-04	0	0	1	0	1	1	0	1	0	0	0	1	0	1	1	0	1	2	
2005-06	1	0		0	5	2	-	-	-	-	-	-	1	0		0	5	2	
2006-07	-	-		-	-	-	1	0		0	5	4	1	0		0	5	4	
2007-08	DID NOT PLAY																		
2008-09	1	0		0	4	3	-	-	-	-	-	-	1	0		0	4	3	
2009-10	-	-	-	-	-	-	1	0		0	3	2	1	0		0	3	2	
2010-11	1	0		0	4	3							1	0		0	4	3	
2011-12	1	0		0	4	1	0	1		0	0	1	1	1		0	4	2	
2012-13	DID NOT PLAY																		
2013-14	0	0		1	1	1	0	1		1	3	7	0	1		2	4	8	
2014-15	1	1		0	6	7	0	0		1	3	3	1	1		1	9	10	
2015-16	1	0		0	4	2	0	2		0	4	8	1	2		0	8	10	
2016-17	1	1		0	6	6	0	1		0	3	6	1	2		0	9	12	
2017-18	0	1		0	1	4	0	2		0	4	8	0	3		0	5	12	
2018-19	1	1		0	6	5	0	1		0	3	5	1	2		0	9	10	
2019-20	0	0		0	0	0	1	1		0	6	6	1	1		0	6	6	
TOTALS	12	4	1	1	57	41	6	10	0	2	46	56	18	14	1	3	103	97	

## MOST

## POINTS:

107 (50-25-7) – 2009-10

## POINTS, HOME:

60 – 2001-02 (27-8-3-3); 2009-10 (29-10-2)

## POINTS, ROAD:

48 (22-14-4) – 1984-85

## WINS:

50 – 2009-10

## WINS, HOME:

29 – 2009-10

## WINS, ROAD:

23 – 1996-97

## LOSSES:

7 – 1980-81

## LOSSES, HOME:

25 – 1980-81 & 2014-15

## LOSSES, ROAD:

32 – 1980-81

## TIES:

18 – 2003-04

## TIES, HOME:

9 – 1981-82

## TIES, ROAD:

11 – 2003-04

## GOALS:

358 – 1984-85

## GOALS AGAINST:

400 – 1980-81

## GOALS PER-GAME AVERAGE:

4.47 AVG – 1984-85

## GOALS AGAINST-PER-GAME AVERAGE:

5.00 AVG – 1980-81

## POWER PLAY GOALS:

110 – 1987-88

## POWER PLAY GOALS AGAINST:

98 – 2005-06

## SHORTHANDED GOALS:

16 – 2018-19

## SHORTHANDED GOALS AGAINST:

18 – 1983-84

## ASSISTS:

605 – 1984-85

## SCORING POINTS:

963 – 1984-85

## 50 + GOAL SCORERS:

– 1984-85 (Dale Hawerchuk-53); 1992-93 (Teemu Selanne-76); 1995-96 (Keith Tkachuk-50); and 1996-97 (Keith Tkachuk-52)

## 40 + GOAL SCORERS:

2 – 1981-82 (Dale Hawerchuk-45 and Morris Lukowich-43); 1984-85 (Dale Hawerchuk-53 and Paul MacLean-41); and 1987-88 (Dale Hawerchuk-44 and Paul MacLean-40)

## 30 + GOAL SCORERS:

6 – 1984-85 (Dale Hawerchuk-53; Paul MacLean-41; Laurie Boschman-32; Brian Mullen-32; Doug Smail-31 and Thomas Steen-30)

## NHL Record

## 20 + GOAL SCORERS:

7 – 1983-84 (Paul MacLean-40; Dale Hawerchuk-37; Laurie Boschman-28; Brian Mullen-21; Scott Arniel-21; Thomas Steen-20 and Doug Smail-20)

100 + POINT SCORERS: 2 – 1984-85 (Dale Hawerchuk-130 and Paul MacLean-101)

## PENALTY MINUTES:

2278 – 1987-88

## SHUTOUTS FOR:

9 – 1998-99 (Nikolai Khabibulin-8 and Jimmy Waite-1); 2010-11 (Ilya Bryzgalov-7 and Jason LaBarbera-2)

## FEWEST

## POINTS:

32 (9-57-14) – 1980-81

## POINTS, HOME:

22 (7-25-8) – 1980-81

## POINTS, ROAD:

10 (2-32-6) – 1980-81

## WINS:

9 – 1980-81

## WINS, HOME:

7 – 1980-81

## WINS, ROAD:

2 – 1980-81

## LOSSES:

\*25 – 2009-10  
(18 in shortened 2012-13 season)

## LOSSES, HOME:

8 – 2001-02 and \*2012-13  
(8 in shortened 2012-13 season)

## LOSSES, ROAD:

\*13 – 2010-11  
(10 in shortened 2012-13 season)

## TIES:

6 – 1995-96

## TIES, HOME:

2 – 1982-83 and 1999-00

## TIES, ROAD:

0 – 1996-97

## GOALS:

165 – 2014-15

## GOALS AGAINST:

\*194 – 2011-12  
(183 in shortened 2019-20 season)  
(125 in shortened 2012-13 season)

## GOALS-PER-GAME AVERAGE:

2.01 AVG – 2014-15

## GOALS AGAINST-PER-GAME AVERAGE:

2.40 AVG – 1998-99; 2011-12

## POWER PLAY GOALS:

34 – 2011-12  
(25 in shortened 2012-13 season)

## POWER PLAY GOALS AGAINST:

34 – 2018-19  
(34 in shortened 2019-20 season)  
(34 in shortened 2012-13 season)

## SHORTHANDED GOALS:

2 – 2017-18  
(2 in shortened 2012-13 season)

## SHORTHANDED GOALS AGAINST:

4 – 2008-09  
(2 in shortened 2012-13 season)

## ASSISTS:

289 – 2014-15  
(211 in shortened 2012-13 season)

## SCORING POINTS:

454 – 2014-15  
(332 in shortened 2012-13 season)

## PENALTY MINUTES:

579 – 2018-19  
(454 in shortened 2019-20 season)  
(504 in shortened 2012-13 season)

## LONGEST

**WINNING:**

9 Games (Mar. 8 - Mar. 27, 1985); Mar. 4 - Mar. 21, 2010)

**WINNING, HOME:**

10 Games (Nov. 21 - Dec. 29, 2009)

**WINNING, ROAD:**

8 Games (Feb. 25 - Apr. 6, 1985)

**WINNING, START OF SEASON:**

3 Games (Oct. 10 - Oct. 17, 1987); (Oct. 10 - Oct. 15, 2003); Oct. 9 - Oct. 14, 2015)

**WINNING, START OF SEASON, HOME:**

5 Games (Oct. 5 - Oct. 28, 2000)

**WINNING, START OF SEASON, ROAD:**

3 Games (Oct. 9 - Oct. 14, 1982)

**UNBEATEN:**

14 Games - 12-0-2 (Oct. 25 - Nov. 28, 1998)

**UNBEATEN, HOME:**

11 Games - 6-0-5 (Dec. 23, 1983 - Feb. 5, 1984); 10-0-1 (Oct. 15 - Dec. 20, 1998)

**UNBEATEN, ROAD:**

9 Games - 8-0-1 (Feb. 25 - Apr. 7, 1985); 5-0-4-0 (Dec. 7, 2003 - Jan. 9, 2004)

**UNDEFEATED, START OF SEASON:**

3 Games - 3-0-0 (Oct. 10 - Oct. 17, 1987); 2-0-1 (Oct. 2 - Oct. 8, 1999); 3-0-0 (Oct. 10 - Oct. 15, 2003); 3-0-0 (Oct. 9 - Oct. 14, 2015)

**UNBEATEN, START OF SEASON, HOME:**

11 games - 9-0-2 (Oct. 5 - Nov. 21, 2013)

**UNBEATEN, START OF SEASON, ROAD:**

4 Games - 2-0-2 (Oct. 10 - Oct. 23, 1991)

**UNBEATEN, INCLUDING PLAYOFFS:**

15 Games - 12-0-3 (Mar. 8 - Apr. 11, 1985 - 10-0-3 regular season, 2-0 playoffs)

**LOSING:**

10 Games (Nov. 30 - Dec. 20, 1980); (Feb. 6 - Feb. 25, 1994); (Feb. 2 - Mar. 3, 2015)

**LOSING, HOME:**

6 Games - (Oct. 6 - Nov. 3, 2007); (Jan. 27 - Feb. 16, 2009); (Mar. 3 - 30, 2015)

**LOSING, ROAD:**

13 Games - (Jan. 26 - Apr. 14, 1994)

**LOSING, START OF SEASON:**

3 Games (Oct. 10 - Oct. 13, 1981)

**LOSING, START OF SEASON, HOME:**

3 Games (Oct. 12 - Oct. 26, 2002)

**LOSING, START OF SEASON, ROAD:**

8 Games - (Oct. 8 - Nov. 8, 1992)

**WINLESS:**

30 Games - 0-23-7 (Oct. 19 - Dec. 20, 1980) NHL Record

**WINLESS, HOME:**

14 Games - 0-9-5 (Oct. 19 - Dec. 14, 1980)

**WINLESS, ROAD:**

18 Games - 0-16-2 (Oct. 10 - Dec. 20, 1980)

**WINLESS, START OF SEASON:**

11 Games - 0-10-1 (Oct. 5 - Oct. 28, 2017)

**WINLESS, START OF SEASON, HOME:**

6 Games - 0-4-2 (Oct. 5 - Nov. 2, 1983), 6 games - 0-5-1 (Oct. 7 - Nov. 2, 2017)

**WINLESS, START OF SEASON, ROAD:**

18 Games - 0-16-2 (Oct. 10, 1980 - Jan. 7, 1981)

**SHUTOUT SEQUENCE:**

306 minutes, 16 seconds - (Dec. 31, 2003 - Jan. 11, 2004) - 60:00 vs. LAK, Dec. 31; 60:00 at DAL, Jan. 2; 60:00 at CAR, Jan. 4; 60:00 at WSH, Jan. 7; 60:00 at MIN, Jan. 9; 6:16 vs. ATL, Jan. 11

**CONSECUTIVE GOALS:**

18 - (Dec. 31, 2003 - Jan. 11, 2004)

## TEAM RECORDS: GAME

## MOST

**GOALS:**

12 - at NYR, Feb. 25, 1985

**GOALS, HOME:**

10 - vs. LAK, Mar. 30, 1983; and vs. CGY, Mar. 25, 1987

**GOALS, ROAD:**

12 - at NYR, Feb. 25, 1985

**GOALS AGAINST:**

15 - at MIN, Nov. 11, 1981

**GOALS AGAINST, HOME:**

12 - vs. MTL, Oct. 19, 1983

**GOALS AGAINST, ROAD:**

15 - at MIN, Nov. 11, 1981

**GOALS, BOTH TEAMS:**

18 - at DET, Nov. 25, 1987

**GOALS, CONSECUTIVE:**

9 - at TOR, Mar. 5, 1988

**POWER PLAY GOALS:**

5 - vs. CGY, Mar. 9, 1988; vs. CAR, Dec. 3, 2005; vs. FLA, Jan. 19, 2006

**POWER PLAY GOALS AGAINST:**

5 - at MIN, Nov. 11, 1981; vs. CGY, Nov. 1, 1991

**SHORTHANDED GOALS:**

4 - vs. VAN, Apr. 7, 1995

**SHORTHANDED GOALS AGAINST:**

3 - at EDM, Dec. 21, 1983; at CHI, Oct. 12, 1988; vs. STL, Jan. 14, 2003

**SCORING POINTS:**

30 - at QUE, Nov. 24, 1990

**SHOTS:**

54 - vs. LAK, Mar. 30, 1983; vs. VAN, Feb. 10, 1985

**SHOTS, BOTH TEAMS:**

94 - vs. CBJ (ARI 34, CBJ 60), Dec. 3, 2016

**SHOTS AGAINST:**

60 - vs. CBJ, Dec. 3, 2016

**PENALTY MINUTES:**

140 - at VAN (15 minors, 6 majors, 3 misconducts, 5 game misconducts), Dec. 31, 1987

**PENALTY MINUTES, BOTH TEAMS:**

286 - at VAN (140 WPG: 15 minors, 6 majors, 3 misconducts, 5 game misconducts; 146 VAN: 18 minors, 4 majors, 6 misconducts, 3 game misconducts), Dec. 31, 1987

## FEWEST

**SHOTS:**

11 - vs. DAL, Apr. 16, 1998; at PIT, Dec. 11, 1999

**SHOTS AGAINST:**

12 - vs. NJD, Oct. 22, 1982

**PENALTY MINUTES:**

0 - vs. HFD, Dec. 30, 1981; at ANA, Apr. 6, 2008; at STL, Feb. 24, 2009; at VAN, Nov. 21, 2010; vs. VAN, Mar. 4, 2014; vs. NYR, Feb. 14, 2015, vs. VAN, Jan. 26, 2017, at FLA, Mar. 23, 2017, vs. TOR, Nov. 21, 2019

## LARGEST

**MARGIN OF VICTORY, HOME:**

9 - vs. CGY (10-1), Mar. 25, 1987; vs. CGY (9-0), Feb. 3, 1988

**MARGIN OF VICTORY, ROAD:**

9 - at TOR (10-1), Mar. 5, 1988

**MARGIN OF DEFEAT, HOME:**

10 - vs. MTL (12-2), Oct. 19, 1983

**MARGIN OF DEFEAT, ROAD:**

13 - at MIN (15-2), Nov. 11, 1981

**MOST****GOALS:**

6 – vs. VAN (2nd period), Nov. 9, 1984; vs. LAK (3rd period), Oct. 30, 1988; at EDM (1st period), Mar. 30, 1999; at NSH (1st period), Mar. 28, 2013

**GOALS AGAINST:**

8 – at MIN (2nd period), Nov. 11, 1981

**SHOTS:**

27 – vs. EDM (2nd period), Dec. 16, 2014

**SHOTS AGAINST:**

27 – at MIN (2nd period), Nov. 11, 1981

**PENALTY MINUTES:**

117 – at VAN (1st period, 6 minors, 5 majors, 3 misconducts, 5 game misconducts), Dec. 31, 1987

**PENALTY MINUTES, BOTH TEAMS:**

228 – at VAN (1st period, 117 WPG: 6 minors, 5 majors, 3 misconducts, 5 game misconducts; and 111 VAN: 8 minors, 3 majors, 5 misconducts, 3 game misconducts), Dec. 31, 1987

**FEWEST****SHOTS:**

0 – vs. NYR (2nd period), Jan. 15, 1982; at CGY (1st period), Mar. 24, 2003; at COL (2nd period), Feb. 16, 2015; at VAN (3rd period), Apr. 5, 2017

**SHOTS AGAINST:**

0 – vs. TBL (2nd period), Dec. 2, 1999, vs. VAN (1st period), Jan. 26, 2017

**FASTEST****SIX GOALS:**

8 minutes, 14 seconds – vs. LAK (3rd period), Oct. 30, 1988 (Dave Ellett, 9:23; Pat Elynuik, 12:37; Randy Gilhen, 13:39; Dale Hawerchuk, 16:14; Doug Smail, 16:58; Ray Neufeld, 17:37)

**FIVE GOALS:**

5 minutes – vs. LAK (3rd period), Oct. 30, 1988 (Pat Elynuik, 12:37; Randy Gilhen, 13:39; Dale Hawerchuk, 16:14; Doug Smail, 16:58; Ray Neufeld, 17:37)

**FIVE GOALS, BOTH TEAMS:**

2 minutes, 38 seconds – vs. SJS (3rd period), Mar. 25, 2008 (Shane Doan, PHX -2:16; Joe Thornton, SJ - 2:51; Marc-Edouard Vlasic, SJS - 3:19; Steven Reinprecht, PHX - 4:05; Joe Thornton, SJS -4:54)

**FOUR GOALS:**

2 minutes, 16 seconds – vs. VAN (2nd period), Nov. 9, 1984 (Dale Hawerchuk, 7:52; Scott Arniel, 8:05; Brian Mullen, 9:11; Scott Arniel, 10:08)

**FOUR GOALS, BOTH TEAMS:**

1 minute, 11 seconds – at MIN (2nd period), Nov. 11, 1981 (Kent-Erik Andersson, MIN--4:05; Neal Broten, MIN--4:56; Bengt Lundholm, WPG--5:02; Mike Eaves--MIN, 5:16)

**THREE GOALS:**

54 seconds, – at EDM (1st period), Dec. 10, 1988 (Doug Smail 10:47; Dave Ellett, 11:13; Brent Ashton, 11:41)

**THREE GOALS, BOTH TEAMS:**

19 seconds – at CHI (2nd period), Dec. 17, 1986 (Brian Mullen, WPG --16:05; Wayne Presley, CHI--16:17; Bill Watson, CHI--16:24)

**TWO GOALS:**

4 seconds – vs. EDM (2nd period), Dec. 15, 1995 (Deron Quint, 7:51 and 7:55)

**TWO GOALS, BOTH TEAMS:**

6 seconds – vs. MIN (2nd period), Dec. 26, 1982 (Dale Hawerchuk, WPG--2:46; Mike Eaves, MIN--2:52); at STL (2nd period), Jan. 31, 1989 (Bernie Federko, STL--17:39; Paul Fenton, WPG--17:35); vs. MIN (3rd period), Dec. 27, 1992 (Dave Gagner, MIN--2:08; Keith Tkachuk, WPG--2:14); vs. SJS (2nd period), Oct. 19, 1997 (Doug Bodger, SJS--7:59; John Slaney, PHX--8:05)

**MOST****SEASONS:**

21 – Shane Doan

**GAMES:**

1,540 – Shane Doan

**GAMES, INCLUDING PLAYOFFS:**

1,595 – Shane Doan (1,540 regular season, 55 postseason)

**GAMES, CONSECUTIVE:**

475 – Dale Hawerchuk (Dec. 19, 1982 – Dec. 10, 1988)

**GOALS:**

402 – Shane Doan

**GOALS, INCLUDING PLAYOFFS:**

417 – Shane Doan (402 regular season, 15 postseason)

**GOALS, CENTER:**

379 – Dale Hawerchuk

**GOALS, LEFT WING:**

323 – Keith Tkachuk

**GOALS, RIGHT WING:**

402 – Shane Doan

**GOALS, DEFENSEMAN:**

108 – Teppo Numminen

**OVERTIME GOALS:**

11 – Shane Doan

**ASSISTS:**

570 – Shane Doan

**ASSISTS, INCLUDING PLAYOFFS:**

585 – Thomas Steen (553 regular season, 32 postseason)

**ASSISTS, CENTER:**

553 – Thomas Steen

**ASSISTS, LEFT WING:**

300 – Keith Tkachuk

**ASSISTS, RIGHT WING:**

570 – Shane Doan

**ASSISTS, DEFENSEMAN:**

426 – Teppo Numminen

**POINTS:**

972 – Shane Doan

**POINTS, INCLUDING PLAYOFFS:**

1,000 – Shane Doan (972 regular season, 28 postseason)

**POINTS, CENTER:**

929 – Dale Hawerchuk

**POINTS, LEFT WING:**

623 – Keith Tkachuk

**POINTS, RIGHT WING:**

972 – Shane Doan

**POINTS, DEFENSEMAN:**

534 – Teppo Numminen

**PENALTY MINUTES:**

1,508 – Keith Tkachuk

**PENALTY MINUTES, INCLUDING PLAYOFFS:**

1,608 – Keith Tkachuk (1,508 regular season, 100 postseason)

**HAT TRICKS:**

12 – Dale Hawerchuk

**20 + GOAL SEASONS:**

13 – Shane Doan

**30 + GOAL SEASONS:**

8 – Dale Hawerchuk

**40 + GOAL SEASONS:**

7 – Dale Hawerchuk

**50 + GOAL SEASONS:**

2 – Keith Tkachuk

**100 + POINT SEASONS:**

6 – Dale Hawerchuk

**CONSECUTIVE 20 + GOAL SEASONS:**

9 – Dale Hawerchuk (1981-82 to 1989-90), Keith Tkachuk (1992-93 to 2000-01) and Shane Doan (1999-00 to 2008-09)

**CONSECUTIVE 30 + GOAL SEASONS:**

8 – Dale Hawerchuk (1981-82 to 1988-89)

**CONSECUTIVE 40 + GOAL SEASONS:**

5 – Dale Hawerchuk (1984-85 to 1988-89)

**CONSECUTIVE 50 + GOAL SEASONS:**

2 – Keith Tkachuk (1995-96 to 1996-97)

**CONSECUTIVE 100 + POINT SEASONS:**

5 – Dale Hawerchuk (1983-84 to 1987-88)

**CONSECUTIVE GAMES PLAYED:**

475 – Dale Hawerchuk (Dec. 19, 1982 to Dec. 10, 1988)

**MOST BY A GOALTENDER****GAMES:**

312 – Mike Smith

**WINS:**

130 – Ilya Bryzgalov

**SHUTOUTS:**

22 – Mike Smith

**20 + WIN SEASONS:**

4 – Nikolai Khabibulin, Ilya Bryzgalov

**30 + WIN SEASONS:**

3 – Nikolai Khabibulin

**CONSECUTIVE 20 + WIN SEASONS:**

4 – Nikolai Khabibulin (1995-96 to 1998-99); Ilya Bryzgalov (2007-08 to 2010-11)

**CONSECUTIVE 30 + WIN SEASONS:**

3 – Nikolai Khabibulin (1996-97 to 1998-99)



**MOST****GOALS:**

76 – Teemu Selanne (1992-93)

**GOALS, INCLUDING PLAYOFFS:**

80 – Teemu Selanne, 1992-93 (76 regular season, 4 postseason)

**GOALS BY A DEFENSEMAN:**23 – Phil Housley (1990-91 and 1991-92); **Oliver Ekman-Larsson** (2014-15)**GOALS BY A ROOKIE:**76 – Teemu Selanne (1992-93) **NHL Record****GOALS BY A ROOKIE DEFENSEMAN:**

11 – Dave Ellett (1984-85)

**GOALS BY A CENTER:**

53 – Dale Hawerchuk (1984-85)

**GOALS BY A LEFT WING:**

52 – Keith Tkachuk (1996-97)

**GOALS BY A RIGHT WING:**

76 – Teemu Selanne (1992-93)

**ASSISTS:**

79 – Phil Housley (1992-93)

**ASSISTS, INCLUDING PLAYOFFS:**

86 – Phil Housley, 1992-93 (79 regular season, 6 postseason)

**ASSISTS BY A DEFENSEMAN:**

79 – Phil Housley (1992-93)

**ASSISTS BY A ROOKIE:**

58 – Dale Hawerchuk (1981-82)

**ASSISTS BY A ROOKIE DEFENSEMAN:**

38 – Dave Babych (1980-81)

**ASSISTS BY A CENTER:**

77 – Dale Hawerchuk (1984-85 and 1987-88)

**ASSISTS BY A LEFT WING:**

49 – Morris Lukowich (1981-82)

**ASSISTS BY A RIGHT WING:**

60 – Paul MacLean (1984-85)

**POINTS:**

132 – Teemu Selanne (1992-93)

**POINTS, INCLUDING PLAYOFFS:**

138 – Teemu Selanne, 1992-93 (132 regular season, 6 postseason)

**POINTS BY A DEFENSEMAN:**

97 – Phil Housley (1992-93)

**POINTS BY A ROOKIE:**132 – Teemu Selanne (1992-93) **NHL Record****POINTS BY A ROOKIE DEFENSEMAN:**

44 – Dave Babych (1980-81)

**POINTS BY A CENTER:**

130 – Dale Hawerchuk (1984-85)

**POINTS BY A LEFT WING:**

98 – Keith Tkachuk (1995-96)

**POINTS BY A RIGHT WING:**

132 – Teemu Selanne (1992-93)

**PENALTY MINUTES:**

347 – Tie Domi (1993-94)

**PENALTY MINUTES BY A ROOKIE:**

324 – Daniel Carcillo (2007-08)

**PENALTY MINUTES BY A DEFENSEMAN:**

271 – Shawn Cronin (1991-92)

**PENALTY MINUTES BY A CENTER:**

243 – Laurie Boschman (1983-84)

**PENALTY MINUTES BY A LEFT WING:**

324 – Daniel Carcillo (2007-08)

**PENALTY MINUTES BY A RIGHT WING:**

347 – Tie Domi (1993-94)

**HAT TRICKS:**

5 – Teemu Selanne, 4 three-goal games and 1 four-goal game (1992-93)

**POWER PLAY GOALS:**

24 – Teemu Selanne (1992-93)

**SHORTHANDED GOALS:**

7 – Dave McLlwain (1989-90)

**GAME-WINNING GOALS:**

12 – Jeremy Roenick (1999-00); Radim Vrbata (2011-12)

**GAME-TYING GOALS:**

3 – Barry Long (1980-81); Danny Geoffrion (1980-81); Morris Lukowich (1981-82); Dave Babych (1981-82); Dale Hawerchuk (1983-84); and Shane Doan (2003-04)

**GAME-OPENING GOALS:**

12 – Keith Tkachuk (1995-96 and 1998-99)

**SHOTS:**

387 – Teemu Selanne (1992-93)

**HIGHEST GOALS-PER-GAME AVERAGE (among players with 30-or-more goals):**

.90 – Teemu Selanne (1992-93) 76G in 84 GP

**HIGHEST ASSISTS-PER-GAME AVERAGE (among players with 35-or-more assists):**

.98 – Phil Housley (1992-93) 79A in 80 GP

**HIGHEST POINTS-PER-GAME AVERAGE (among players with 50-or-more points):**

1.62 – Dale Hawerchuk (1984-85) 130 PTS in 80 GP

**MOST BY A GOALTENDER****GAMES:**

72 – Nikolai Khabibulin (1996-97)

**MINUTES:**

4,091 – Nikolai Khabibulin (1996-97)

**GOALS AGAINST:**

227 – Bob Essensa (1992-93)

**WINS:**

42 – Ilya Bryzgalov (2009-10)

**LOSSES:**

42 – Mike Smith (2014-15)

**TIES:**

13 – Sean Burke (2000-01)

**SHUTOUTS:**

8 – Nikolai Khabibulin (1998-99); Ilya Bryzgalov (2009-10); Mike Smith (2011-12)

**ASSISTS:**

5 – Ed Staniowski (1981-82); Bob Essensa (1992-93)

**PENALTY MINUTES:**

25 – Gary Smith (1979-80)

**LONGEST****WINNING, GOALTENDER:**

11 – Mike Smith 11-0-1 (Feb. 4 – 28, 2012)

**UNBEATEN, GOALTENDER:**

12 – Brian Hayward 10-0-2 (Mar. 8 - Apr. 6, 1985)

**SHUTOUT SEQUENCE, GOALTENDER:**

332 minutes, 01 second – Brian Boucher (Dec. 22, 2003 – Jan. 11, 2004) – 25:45 at NSH, Dec. 22; 60:00 vs. LAK, Dec. 31; 60:00 at DAL, Jan. 2; 60:00 at CAR, Jan. 4; 60:00 at WSH, Jan. 7; 60:00 at MIN, Jan. 9; 6:16 vs. ATL, Jan. 11 **NHL Record (Modern Era)**

**CONSECUTIVE SHUTOUTS:**

5 games – Brian Boucher (Dec. 31, 2003 – Jan. 9, 2004) **NHL Record (Modern Era)**

**CONSECUTIVE POINT:**

18 games – Dale Hawerchuk – 17-16-33 (Feb. 23 - Apr. 7, 1985)

**CONSECUTIVE GOAL:**

9 games – Teemu Selanne – 14G (Mar. 14 - Apr. 1, 1993)

**CONSECUTIVE ASSIST:**

14 games – Phil Housley – 21 A (Dec. 26, 1992 - Jan. 19, 1993)

**CONSECUTIVE PENALTY:**

15 games – Tie Domi (Mar. 14 - Apr. 15, 1993)

## INDIVIDUAL RECORDS: GAME

**MOST****GOALS:**

5 – Willy Lindstrom, at PHI (Mar. 2, 1982); Alexei Zhamnov, at LAK (Apr. 1, 1995)

**GOALS, DEFENSEMAN:**

3 – Ed Jovanovski, vs. NSH (Nov. 3, 2010)

**GOALS, ROOKIE:**

4 – Teemu Selanne, vs. MIN (Feb. 28, 1993)

**GOALS, CENTER:**

5 – Alexei Zhamnov, at LAK (Apr. 1, 1995)

**GOALS, LEFT WING:**

4 – Keith Tkachuk, at DAL (Mar. 26, 1996), at CHI (Mar. 20, 1997)

**GOALS, RIGHT WING:**

5 – Willy Lindstrom, at PHI (Mar. 2, 1982)

**ASSISTS:**

5 – Dale Hawerchuk, vs. LAK (Mar. 6, 1984), vs. TOR (Mar. 18, 1989), vs. LAK (Mar. 4, 1990); Phil Housley, vs. HFD (Jan. 18, 1993); Keith Tkachuk at BUF (Feb. 23, 2001)

**ASSISTS, DEFENSEMAN:**

5 – Phil Housley, vs. HFD (Jan. 18, 1993)

**ASSISTS, ROOKIE:**

4 – Keith Ballard, vs. FLA (Jan. 19, 2006)

**ASSISTS, CENTER:**

5 – Dale Hawerchuk, vs. LAK (Mar. 6, 1984), vs. TOR (Mar. 18, 1989), vs. LAK (Mar. 4, 1990)

**ASSISTS, LEFT WING:**

5 – Keith Tkachuk, at BUF (Feb. 23, 2001)

**ASSISTS, RIGHT WING:**

4 – Paul MacLean, vs. TOR (Dec. 14, 1984) vs. BOS (Feb. 20, 1987); Andrew McBain, vs. NYR (Apr. 1, 1988); Dallas Drake, at LAK (Apr. 1, 1995); Teemu Selanne, vs. MTL (Dec. 12, 1995); Shane Doan, vs. EDM (Mar. 24, 2001); Shane Doan, vs. SJS (Dec. 30, 2006)

**POINTS:**

6 – Willy Lindstrom, at PHI (Mar. 2, 1982) 5G-1A; Dale Hawerchuk, vs. TOR (Dec. 14, 1983) 3G-3A; Thomas Steen, vs. HFD (Oct. 24, 1984) 2G-4A; Dale Hawerchuk, vs. TOR (Mar. 5, 1988) 2G-4A; Dale Hawerchuk, vs. TOR (Mar. 18, 1989) 1G-5A; Ed Olczyk, vs. CGY (Dec. 21, 1991) 2G-4A

**POINTS, DEFENSEMAN:**

5 – Randy Carlyle, vs. CGY (Mar. 9, 1988) 1G-4A; Fredrik Olausson, vs. EDM (Oct. 14, 1992) 1G-4A; Phil Housley, vs. HFD (Jan. 18, 1993) 0G-5A

**POINTS, ROOKIE:**

5 – Dale Hawerchuk, at TOR (Mar. 13, 1982) 3G-2A; Pat Elynuik, vs. PIT (Jan. 20, 1989) 2G-3A; Teemu Selanne, vs. CGY (Oct. 28, 1992) 2G-3A

**POINTS, CENTER:**

6 – Dale Hawerchuk, vs. TOR (Dec. 14, 1983) 3G-3A, vs. TOR (Mar. 5, 1988) 2G-4A, vs. TOR (Mar. 18, 1989) 1G-5A; Thomas Steen, vs. HFD (Oct. 24, 1984) 2G-4A; Ed Olczyk, vs. CGY (Dec. 21, 1991) 2G-4A

**POINTS, LEFT WING:**

5 – Keith Tkachuk, at DAL (Mar. 26, 1996) 4G-1A, vs. ANA (Apr. 3, 1998) 3G-2A, at BUF (Feb. 23, 2001) 0G-5A; Ladislav Nagy, vs. CAR (Dec. 3, 2005), 3G-2A; Ray Whitney vs. STL (Nov. 13, 2010), 3G-2A

**POINTS, RIGHT WING:**

6 – Willy Lindstrom, at PHI (Mar. 2, 1982) 5G-1A

**PENALTY MINUTES:**

49 – Tie Domi, at VAN (Feb. 9, 1995) 2 minors, 1 major, 2 misconducts, 2 game misconducts

**POWER PLAY GOALS:**

3 – Paul MacLean, vs. LAK (Nov. 13, 1986); Ray Neufeld, vs. VAN (Nov. 1, 1987); Paul MacLean, vs. CGY (Mar. 9, 1988); Ladislav Nagy, vs. CAR (Dec. 3, 2005)

**SHORTHANDED GOALS:**

2 – Keith Tkachuk, vs. VAN (Apr. 7, 1995); Tobias Rieder at EDM (Dec. 1, 2014); Derek Stepan vs. COL (Dec. 23, 2017); Michael Grabner vs. TBL (Oct. 27, 2018)

**SHOTS:**

12 – Brian Mullen, vs. LAK (Mar. 30, 1982); Nelson Emerson, vs. FLA (Feb. 24, 1994); Jeremy Roenick, at TOR (Mar. 22, 1997); **Clayton Keller**, vs. CHI (Dec. 12, 2019)

**SHOTS FACED:**

60 – Mike Smith, vs. CBJ (Dec. 3, 2016)

**GOALS AGAINST:**

15 – Doug Soetaert, at MIN (Nov. 11, 1981)

**FASTEST GOAL, START OF GAME:**

5 seconds – Doug Smail, vs. STL (Dec. 20, 1981) **NHL Record (Tied)**

**MOST****ASSISTS:**

5 – Dale Hawerchuk, 2nd period vs. LAK (Mar. 6, 1984) **NHL Record**

**POINTS:**

5 – Dale Hawerchuk, 2nd period vs. LAK (Mar. 6, 1984) 0G-5A; Pat Elynuik, 2nd period vs. PIT (Jan. 20, 1989) 2G-3A

**PENALTY MINUTES:**

38 – Barry Legge, 1st period vs. HFD (Jan. 10, 1981) 4 minors, 2 majors, 1 misconduct, 1 game misconduct

**SHOTS:**

7 – Brian Mullen, 1st period vs. HFD, (Feb. 25, 1983); Lucien DeBlois, 3rd period vs. VAN (Nov. 23, 1983); Teemu Selanne, 2nd period vs. EDM (Apr. 15, 1993); Jeremy Roenick, 3rd period at TOR (Mar. 22, 1997); Keith Tkachuk, 2nd period vs. ANA (Apr. 3, 1998); Travis Green, 3rd period at LAK (Oct. 22, 1999); Shane Doan, 2nd period vs. PIT (Feb. 25, 2004); Daymond Langkow, 1st period vs. EDM (Dec. 15, 2011)

**SHOTS FACED:**

27 – Doug Soetaert, 2nd period at MIN (Nov. 11, 1981)

**GOALS AGAINST:**

8 – Doug Soetaert, 2nd period at MIN (Nov. 11, 1981)

**FASTEST****GOAL, START OF PERIOD:**

5 seconds – Doug Smail, 1st period vs. STL (Dec. 20, 1981); **Oliver Ekman-Larsson**, 3rd period at TOR (Jan. 29, 2015)

**TWO GOALS:**

4 seconds – Deron Quint, 7:51 and 7:55 of 2nd period vs. EDM (Dec. 15, 1995) **NHL Individual Record**

**THREE GOALS:**

8 minutes, 2 seconds – Alexei Zhamnov, 1:25, 3:57 and 9:27 of 3rd period at LAK (Apr. 1, 1995)

**FOUR GOALS:**

27 minutes, 59 seconds – Willy Lindstrom, 5:47 and 11:15 of 2nd period; 4:57 and 13:46 of 3rd period vs. PHI (Mar. 2, 1982)

**FIVE GOALS:**

35 minutes, 26 seconds – Alexei Zhamnov, 14:01 of 1st period; 0:58 of 2nd period; 1:25, 3:57, and 9:27 of 3rd period at LAK (Apr. 1, 1995)



**HISTORY**

**WINNIPEG JETS (1979-1996)**

<b>1979, June 22</b>	The Winnipeg Jets, newly purchased by Winnipeg lawyer Barry Shenkarow and businessman Michael Gobuty, are granted admission into the National Hockey League. The Jets franchise had spent the previous eight years in the World Hockey Association (WHA), winning three AVCO Cup championships. The Jets gained admittance to the WHA on Nov. 1, 1971 and finished as the WHA's final champions on May 20, 1979. Bobby Hull stars for the Jets during the club's WHA tenure, scoring 303 goals and 638 points in 411 games.	<b>1995, May 9</b>	Operation Grassroots begins an effort to persuade government and local buyers to construct a new arena and keep the Jets in Winnipeg.
<b>1979, Aug. 9</b>	The Jets participate in their first NHL Entry Draft, using their first selection to draft right winger Jimmy Mann (19th overall). Center Thomas Steen is also drafted on this day (5th choice - 103rd overall).	<b>1995, May 16</b>	Over 35,000 people attend a rally at The Forks to raise money for Operation Grassroots in the largest gathering of people at a rally in Winnipeg in 50 years. Approximately \$250,000 is raised at this rally from the citizens of Winnipeg.
<b>1979, Sept. 17</b>	The Jets open their first preseason training camp in the NHL.	<b>1995, May 17</b>	Over 2,500 people attend a "Hockey Social" at the Winnipeg Convention Centre and raise in excess of \$250,000 for Operation Grassroots.
<b>1979, Oct. 10</b>	The Winnipeg Jets play their first NHL game, a 4-2 loss at Pittsburgh.	<b>1995, May 19</b>	Jets' owner and president Barry Shenkarow announces that local buyers have missed the deadline to purchase the team and keep it in Winnipeg. The team will be purchased as per "agreement in principle" with Minneapolis investors and moved to Minneapolis.
<b>1980, Dec. 10</b>	Bill Sutherland becomes head coach of the Jets, replacing Tom McVie (the NHL club's first head coach).	<b>1995, May 21</b>	Barry Shenkarow and the Jets' ownership group announce that the Jets will remain in Winnipeg with details of the plan to expand the current ownership group to be finalized and announced in the near future.
<b>1981, Feb. 16</b>	Mike Smith takes over duties behind the Jets' bench.	<b>1995, June 16</b>	After weeks of tense negotiations, the Jets' ownership group agrees to sell its shares of the team to the Spirit of Manitoba group (formerly known as MEC) pending conditions which must be met before August 15, 1995.
<b>1981, May 14</b>	Tom Watt replaces Mike Smith as head coach.	<b>1995, June 20</b>	Terry Simpson is officially named head coach of the Jets.
<b>1981, Aug. 13</b>	The Jets sign Dale Hawerchuk, the first player drafted in the 1981 NHL Entry Draft, to his first professional contract at a ceremony at Portage and Main.	<b>1995, July 26</b>	Winnipeg City Council votes to deny charitable tax status on donations to the endowment fund to cover the purchase of the team and operating costs of a new arena, creating a major hurdle in the Spirit of Manitoba's attempt to raise money for the endowment fund.
<b>1982, Apr. 7</b>	The Jets play their first NHL playoff game, losing a 4-3 decision to the St. Louis Blues at the Winnipeg Arena (lost the series 3-1).	<b>1995, Aug. 10</b>	Winnipeg City Council votes (10-6) to accept Spirit of Manitoba's business plan, overturning the results of the previous vote on July 26.
<b>1982, Apr. 8</b>	The Jets win their first-ever NHL playoff game, defeating St. Louis 5-2 at the Winnipeg Arena.	<b>1995, Aug. 14</b>	The Spirit of Manitoba announces that they were unable to raise the required capital to proceed with the purchase of the Winnipeg Jets. The organization promptly disbands.
<b>1982, June</b>	Dale Hawerchuk wins the Calder Trophy as the NHL's outstanding rookie for the 1981-82 season.	<b>1995, Aug. 15</b>	Jets' owner and president Barry Shenkarow announces that he is left with no alternative solution but to make arrangements to sell the team to a buyer outside of Winnipeg. Shenkarow further announces that the 1995-96 season will be the final year for the Jets in Winnipeg since the team cannot be moved prior to 1995-96.
<b>1983, Nov. 22</b>	Barry Long replaces Tom Watt as head coach of the Jets.	<b>1995, Oct. 18</b>	The Jets announce the completed sale of the franchise to Richard Burke of Minnesota and Steven Gluckstern of New York, who will find a new home city for the franchise in the United States. The date of transfer of ownership is set as July 1, 1996.
<b>1985, Apr. 14</b>	For the first time since joining the NHL, the Jets advance to the second round of the playoffs by defeating the Calgary Flames (3-1).	<b>1995, Dec. 19</b>	Richard Burke and Steven Gluckstern announce in a press conference that the new home of their NHL franchise will be Phoenix, Arizona.
<b>1986, Mar. 4</b>	John Ferguson replaces Barry Long as head coach.	<b>1996, Feb. 7</b>	Teemu Selanne is traded to Anaheim with Marc Chouinard and a 4th round pick in the 1996 NHL Entry Draft for Oleg Tverdovsky, Chad Kilger, and a 3rd round pick in the 1996 NHL Entry Draft.
<b>1986, June 20</b>	Dan Maloney replaces John Ferguson as head coach.	<b>1996, Apr. 8</b>	The newly purchased franchise officially unveils its logo and name in a press conference in Phoenix. After a successful name-the-team contest, management chose the name "Phoenix Coyotes" for the franchise.
<b>1987, Apr. 16</b>	The Jets advance to the second round of playoffs for the second time by defeating Calgary (4-2).	<b>1996, Apr. 12</b>	Keith Tkachuk scores his 50th goal of the 1995-96 season in the final regular season home game in Jets history, a 5-3 win vs the Los Angeles Kings.
<b>1988, June 11</b>	Jets draft right wing Teemu Selanne (1st choice - 10th overall) in the 1988 NHL Entry Draft.	<b>1996, Apr. 14</b>	The Jets play their final regular season game - a 5-2 loss at Anaheim.
<b>1988, Dec. 3</b>	Mike Smith replaces John Ferguson as Jets' general manager.	<b>1996, Apr. 28</b>	The team plays their final game as the Winnipeg Jets, losing to Detroit in Game 6 of their playoff series at a sold out Winnipeg Arena.
<b>1989, Feb. 7</b>	Rick Bowness replaces Dan Maloney as head coach.	<b>1996, May 21</b>	Bobby Smith named as executive vice president of hockey operations for the team as they prepare to begin their tenure in Phoenix.
<b>1989, Feb. 19</b>	The Jets retire Bobby Hull's No. 9 jersey in a ceremony at the Winnipeg Arena.		
<b>1989, May 25</b>	Bob Murdoch replaces Rick Bowness as head coach.		
<b>1990, June 16</b>	Jets draft left wing Keith Tkachuk (1st choice - 19th overall) in the 1990 NHL Entry Draft.		
<b>1991, June 17</b>	John Paddock replaces Bob Murdoch as head coach.		
<b>1992, Jan. 10</b>	Randy Carlyle plays in his 1,000th NHL game vs Chicago.		
<b>1993, Apr.</b>	Teemu Selanne shatters NHL record for goals and points in a rookie season with 76 goals and 132 points (surpassing Mike Bossy's 53 goals and Peter Stastny's 109 points).		
<b>1993, June</b>	Teemu Selanne wins the Calder Trophy as the NHL's outstanding rookie in 1992-93.		
<b>1994, Jan. 19</b>	Mike Smith is fired as general manager of the Jets. John Paddock named as interim general manager.		
<b>1994, June 3</b>	John Paddock is officially named general manager.		
<b>1995, Apr. 5</b>	Terry Simpson replaces John Paddock as interim head coach.		
<b>1995, May 3</b>	Local investors known as the MEC (Manitoba Entertainment Complex) announce that they will not exercise their option to purchase the Jets and keep the team in Winnipeg.		
<b>1995, May 6</b>	The Winnipeg Jets retire the team logo and Thomas Steen's jersey No. 25 in a ceremony at the Winnipeg Arena.		

**1996, June 19** Kris King receives the King Clancy award – presented to the player who “best exemplifies leadership qualities on and off the ice and has made a noteworthy humanitarian contribution in his community” – for the 1995-96 season.

## PHOENIX COYOTES (1996–2014)

**1996, July 1** The first day of business operations for the Phoenix Coyotes Hockey Club.

**1996, July 1** Don Hay named as the Coyotes’ first head coach.

**1996, Aug. 16** The Coyotes trade Alexei Zhamnov, Craig Mills and a 1st round pick in the 1997 NHL Entry Draft to Chicago for center Jeremy Roenick.

**1996, Aug. 26** The Coyotes unveil their new uniforms at the Hard Rock Cafe in Phoenix. Rock legend Alice Cooper and Phoenix Mayor Skip Rimsza are in attendance.

**1996, Sept. 15** The Coyotes play their first-ever preseason game, a 4-2 loss at Edmonton.

**1996, Sept. 28** The Coyotes name Keith Tkachuk Captain

**1996, Oct. 5** The team plays its first regular season game as the Phoenix Coyotes, but is defeated 1-0 in Hartford by the Whalers in the 1996-97 season opener.

**1996, Oct. 7** The team wins its first game as the Coyotes, a 5-2 victory over the Bruins at the FleetCenter in Boston. Mike Gartner scores the first goal in Coyotes history and later records a hat trick in the game.

**1996, Oct. 10** In their home debut, the Coyotes defeat the San Jose Sharks 4-1 in front of a sold out (16,210) America West Arena.

**1996, Dec. 11** John Paddock is relieved of his duties as general manager of the Coyotes. Bobby Smith assumes the position of general manager.

**1997, Apr. 6** Keith Tkachuk scores his 50th goal for the second consecutive season to become the first player in franchise history to record more than one 50-goal season.

**1997, Apr. 11** Keith Tkachuk scores his 52nd goal of the season to finish the 1996-97 campaign as the NHL’s top goal scorer.

**1997, Apr. 16** The team begins its first playoff series as the Phoenix Coyotes, taking on the Anaheim Mighty Ducks in the best-of-seven Western Conference Quarterfinals.

**1997, Apr. 20** The Coyotes play the first ever NHL playoff game in Phoenix. After a marketing campaign that popularized the phrase “It’s not hockey...it’s playoff hockey,” thousands of fans come dressed in white as the “White Out” hits the desert for the first time. The team wins their first home playoff game as the Coyotes, defeating Anaheim 4-1.

**1997, May 6** Don Hay relieved of his duties as head coach of the Coyotes.

**1997, June 9** Jim Schoenfeld named head coach of the Coyotes in a press conference at America West Arena.

**1997, June 17** CEO & governor Richard Burke, president Shawn Hunter, and vice president of hockey administration Mike O’Hearn participate in a groundbreaking ceremony for the Coyotes new practice facility, near the intersection of Pima and Bell Roads in North Scottsdale, Arizona.

**1997, Sept. 12** Coyotes owner Richard Burke announces that his partner and co-owner Steven Gluckstern will sell his share of the Coyotes franchise to Burke and attempt to purchase the New York Islanders franchise, pending the approval of the NHL’s Board of Governors. Burke assumes sole ownership of the Coyotes.

**1997, Dec. 14** Right wing Mike Gartner scores his 700th career NHL goal, becoming only the 5th player in NHL history to reach this milestone. Only Wayne Gretzky, Gordie Howe, Marcel Dionne, and Phil Esposito shared this accomplishment with Gartner.

**1998, June 5** The grand opening of the Cellular One Ice Den is held, as the Coyotes new north Scottsdale practice facility becomes available for public use. B.G. Ice, Inc. is created to handle the team’s ventures into the ice facility business.

**1998, Dec. 17** The Scottsdale City Council votes in favor (4-3) of forming a “Stadium District” for funding a 92-acre redevelopment of the Los Arcos Mall in South Scottsdale. As a part of the redevelopment, the Coyotes plan to include a new 19,000 seat arena and practice facility.

**1999, Jan. 18** Citizens of Scottsdale submit over 5,000 petition signatures to call for a referendum election on the formation of the Stadium District. The Scottsdale city election is scheduled for May 18, 1999.

**1999, Jan. 24** For the first time in franchise history, four players represent the team at the NHL All-Star Game. Nikolai Khabibulin, Teppo Numminen, Jeremy Roenick and Keith Tkachuk all play in the game at the Ice Palace in Tampa, Florida. Numminen was named as a starter for the World team. In addition, head coach Jim Schoenfeld served as an assistant coach for the North American team.

**1999, Jan. 28** Rick Tocchet scores his 400th NHL career goal, becoming the 52nd player in NHL history to reach this milestone.

**1999, Feb. 3** The Coyotes unveil their new alternate or “third” jersey at Alice Cooper’s town in Phoenix. The team wore the new uniforms 10 times during the remainder of the regular season.

**1999, May 18** Scottsdale voters overwhelmingly vote (63%) to support the Coyotes efforts to build a new arena as part of a 92-acre shopping mall redevelopment at Los Arcos by forming the “Los Arcos Multipurpose Facilities District.” With the victory, a second vote on the final redevelopment plan and financing is scheduled for Nov. 2, 1999.

**1999, May 24** Jim Schoenfeld is relieved of his duties as head coach of the Coyotes.

**1999, June 16** Bob Francis named head coach of the Coyotes in a press conference at the Scottsdale Princess.

**1999, Sept. 27** The Coyotes host their first ever Cool Coyotes Field Trip when they play the San Jose Sharks in a preseason game. Over 16,000 elementary school students get to watch a free hockey game at America West Arena as part of their educational curriculum. The event is the largest kids event ever undertaken by the Coyotes.

**1999, Oct. 26** Rick Tocchet plays in his 1,000th NHL game at Edmonton.

**1999, Nov. 2** In a second arena election, voters in Scottsdale and the partnering cities of Fountain Hills and Guadalupe once again vote in strong favor (59%) of the Los Arcos project. The use of the “Los Arcos Multipurpose Facilities District” is approved as a development and financing mechanism to build a new arena for the Coyotes (and complete mall redevelopment) at the intersection of Scottsdale and McDowell Roads.

**2000, Apr. 18** Coyotes owner Richard Burke signs a deal that gives Steve Ellman (the developer of the redevelopment project at Los Arcos) until June 30 to buy the team.

**2000, May 26** Developer Steve Ellman makes \$10 million deposit to Richard Burke to begin purchase of team and announces Wayne Gretzky (the NHL’s all-time greatest player) will join the new Coyotes ownership group under Los Arcos Sports, LLC.

**2000, June 2** Wayne Gretzky is introduced to the Arizona public at a national media gala held at the Scottsdale Princess. Steve Ellman announces he will accept the position of chairman of Los Arcos Sports, LLC. It is also announced that Gretzky will be the managing partner in charge of hockey operations and Shawn Hunter will be the president.

**2000, Nov. 1** Goaltender Sean Burke earns the NHL Player of the Month for October. He posts a 7-1-1 record, 1.54 goals against average and .950 save percentage, helping the Coyotes to their best start in franchise history.

**2000, Nov. 15** Brad May receives a 20-game suspension by the NHL for a slashing incident at Columbus on Nov. 11. The suspension is one of the longest in NHL history.

**2000, Dec. 11** The NHL’s Board of Governors votes unanimously to approve the purchase of the Coyotes by the ownership group headed by Steve Ellman and Wayne Gretzky pending the closing of the transaction.



<b>2000, Dec. 28</b>	The NHL announces the completion date of the sale of the Coyotes is extended to Feb. 15 by mutual agreement of the parties involved.	<b>2002, Dec. 10</b>	Doug Moss is named president and chief operating officer. He replaces Jim Lites, who vacated the position on Nov. 26.
<b>2001, Feb. 15</b>	The sale of the Coyotes is finalized as the new ownership group led by Steve Ellman, Wayne Gretzky, Jerry Moyes and Shawn Hunter purchase the team from former owner Richard Burke.	<b>2002, Dec. 26</b>	Head coach Bob Francis becomes the franchise leader for the most games coached at Los Angeles as he surpassed John Paddock's record of 281.
<b>2001, Feb. 17</b>	Bobby Smith is relieved of his duties as general manager. Cliff Fletcher replaces Smith as the team's executive vice-president and general manager.	<b>2003, Jan. 8</b>	Zac Bierk and Chicago's Michael Leighton become the first goaltenders in NHL history to both earn their first NHL career shutouts in the same game as the teams played to a 0-0 tie. In the game, Bierk makes 40 saves in his first start as a Coyote.
<b>2001, Feb. 21</b>	The Coyotes officially welcome Wayne Gretzky to the organization with the "Welcome Wayne White Out" – the first-ever regular season White Out.	<b>2003, Feb. 17</b>	Jerry Moyes and Steve Ellman agree to contribute 100% of their respective ownership interest in both the Coyotes and the new 223-acre arena development project in Glendale to their new company, Coyotes Holdings, LLC. Moyes will own 60% and Ellman 40%. Moyes and Ellman will serve as co-chief executive officers, with Ellman continuing to serve as chairman and governor of the Coyotes.
<b>2001, Feb. 23</b>	Jeremy Roenick scores his 400th NHL career goal at Buffalo, becoming only the 3rd U.S.-born player in NHL history to score 400 goals.	<b>2003, Mar. 6</b>	Paul Ranheim plays in his 1,000th NHL game at St. Louis.
<b>2001, Mar. 5</b>	Nikolai Khabibulin is traded to Tampa Bay with Stan Neckar for Paul Mara, Mike Johnson, Ruslan Zainullin and a 2nd round pick in the 2001 NHL Entry Draft.	<b>2003, Apr. 7</b>	The Coyotes hold a "topping off" ceremony at the new Glendale Arena, marking the completion of vertical construction of the arena.
<b>2001, Mar. 13</b>	Keith Tkachuk is traded to St. Louis for Michal Handzus, Ladislav Nagy, Jeff Taffe and a 1st round pick in the 2002 Entry Draft.	<b>2003, July 22</b>	Teppo Numminen is traded to the Dallas Stars in exchange for Mike Sillinger and a conditional draft choice. Numminen, who had played his entire 15-year NHL career with the Phoenix Coyotes/Winnipeg Jets organization, leaves the Coyotes as the franchise's all-time leader in games played (1,098) as well as defenseman goals (108), assists (426) and points (534).
<b>2001, Apr. 11</b>	Unable to come to an agreement with the City of Scottsdale for a new arena at Los Arcos, the Coyotes turn to the City of Glendale. The Glendale City Council votes to approve a new arena for the Coyotes at the intersection of the 101 Freeway and Glendale Avenue.	<b>2003, Sept. 3</b>	In a ceremony held at Arizona Mills Mall, the Coyotes unveil their new logo and uniforms. Team owners Steve Ellman, Jerry Moyes and Wayne Gretzky along with several players are on hand for the announcement.
<b>2001, Aug. 28</b>	Michael Barnett is named general manager. Cliff Fletcher ascends to the role of senior executive vice president of hockey operations.	<b>2003, Sept. 10</b>	The Coyotes name Shane Doan Captain
<b>2001, Sept. 15</b>	The Coyotes name Teppo Numminen Captain	<b>2003, Dec. 27</b>	After seven and a half seasons in the Valley, the Coyotes finally open their very own arena in Glendale. Before a "standing room only" crowd of 19,052 at Glendale Arena, the Coyotes lose to the Nashville Predators, 3-1.
<b>2001, Oct. 18</b>	Teppo Numminen plays in his 951st game with the franchise. He becomes the franchise's all-time games played leader, surpassing Thomas Steen's 950.	<b>2003, Dec. 31</b>	The Coyotes notch their first-ever victory at Glendale Arena with a 4-0 shutout of the Los Angeles Kings.
<b>2001, Nov. 27</b>	The Glendale City Council unanimously approves the final development agreement that paves the way for construction of the Coyotes' new state-of-the-art arena as part of a 223-acre, mixed-use project near Loop 101 and Glendale Avenue. The entire project, which will be developed by The Ellman Companies, will consist of up to six million square feet of retail, entertainment, dining, office and residential development.	<b>2004, Jan. 9</b>	Brian Boucher sets an NHL modern-era record with his fifth consecutive shutout, making 21 saves in a 2-0 win at Minnesota. Boucher also eclipsed another NHL modern-era record in the same game when he surpassed Bill Durnan's shutout sequence of 309:21 (set in 1948-49). Boucher's shutout sequence would finish at 332:01 when he allowed a goal at 6:16 of the 1st period against Atlanta on Jan. 11.
<b>2002, Mar. 3</b>	Teppo Numminen plays in his 1,000th NHL game vs Columbus. He becomes the first player in franchise history to play in 1,000 Coyotes/Jets games.	<b>2004, Feb. 9</b>	Sean Burke is traded to Philadelphia along with Branko Radivojevic and the rights to Ben Eager in exchange for Mike Comrie.
<b>2002, Mar. 20</b>	Jim Lites is named president and chief operating officer taking over the role from Shawn Hunter.	<b>2004, Feb. 24</b>	Bob Francis is relieved of his duties as head coach of the Coyotes. Rick Bowness takes over as interim head coach for the remainder of the season.
<b>2002, Apr. 1</b>	For the second time in two seasons, goaltender Sean Burke earns the NHL's Player of the Month award. He posts a 9-1-0 record, 1.70 goals against average and .940 save percentage in the month of March.	<b>2004, Apr. 29</b>	The Coyotes hold their first-ever Town Hall meeting for season ticket holders at Glendale Arena. Team executives Steve Ellman, Wayne Gretzky, Doug Moss, Cliff Fletcher and Mike Barnett answer questions for three and a half hours.
<b>2002, Apr. 3</b>	A groundbreaking ceremony for the Coyotes new arena in Glendale is held at the intersection of the Loop 101 & Glendale Avenue. Team owners Steve Ellman, Jerry Moyes and Wayne Gretzky participate in the ceremony along with NHL Commissioner Gary Bettman, Glendale Mayor Elaine Scruggs, the Glendale City Council and Coyotes' players and staff.	<b>2004, Aug. 6</b>	Brett Hull, the NHL's third all-time leading goal scorer, signs as a free agent.
<b>2002, Apr. 12</b>	Coyotes clinch a berth in the 2002 Stanley Cup playoffs with a completely re-tooled roster. Gone from the previous season are several NHL veterans including former All-Stars Nikolai Khabibulin, Keith Tkachuk and Jeremy Roenick.	<b>2004, Nov. 18</b>	The Coyotes stage the first-ever "99 Hours of Hockey" event at Glendale Arena. Over 12,000 fans come out to watch a total of 55 hockey games including youth, high school, adult and university teams during the week-long event.
<b>2002, June 20</b>	Bob Francis wins the Jack Adams Award as the NHL's coach of the year. His father Emile Francis twice won the Coach of the Year award, making them the first father-son coaching tandem in NHL history to win the award.	<b>2005, Aug. 8</b>	In the biggest announcement in franchise history, Wayne Gretzky is named head coach of the Coyotes. Gretzky, who becomes a head coach for the first time, continues in his role as managing partner in addition to his coaching duties. On the same day, he names Barry Smith, Rick Bowness and Rick Tocchet as his associate coaches.
<b>2002, July 10</b>	Head coach Bob Francis agrees to a 4-year contract extension.		
<b>2002, Nov. 22</b>	Play-by-play commentator Curt Keilback calls his 2,000th NHL game, all with the Coyotes/Jets organization, as the Coyotes play against Florida.		

<b>2005, Oct. 5</b>	Wayne Gretzky makes his regular season coaching debut as the Coyotes lose 3-2 at Vancouver.	<b>2008, Apr. 3</b>	Kyle Turris, the third overall pick in the 2007 NHL Entry Draft, makes his Coyotes debut.
<b>2005, Oct. 8</b>	Wayne Gretzky earns his first win as an NHL head coach as the Coyotes defeat the Minnesota Wild 2-1 in the club's home opener.	<b>2008, July 10</b>	Doug Sulliman is hired as Assistant Coach.
<b>2005, Oct. 8</b>	In a ceremony at Glendale Arena, the team unveils the Coyotes Ring of Honor with Wayne Gretzky (No. 99) and Bobby Hull (No. 9) as the initial members.	<b>2008, Nov. 28</b>	Coyotes unveil their new black third jerseys in a 2-1 win over the Colorado Avalanche.
<b>2005, Oct. 15</b>	Brett Hull announces his retirement after 19 NHL seasons. A future Hockey Hall of Famer, Hull leaves as the NHL's active goal-scoring leader with an amazing 741 goals, which also ranks third on the NHL's all-time goal scoring list (trailing only Wayne Gretzky's 894 and Gordie Howe's 801).	<b>2009, Mar. 12</b>	Shane Doan plays in his 951st career game, all with the Coyotes, to move into second place on the franchise's all-time list.
<b>2005, Oct. 27</b>	Curtis Joseph earns his 400th NHL victory in a 3-2 win over Calgary.	<b>2009, Apr. 1</b>	Al Montoya becomes the first goalie in franchise history to record a shutout in his NHL debut, backstopping the Coyotes to a 3-0 win over Colorado.
<b>2005, Nov. 8</b>	Yanick Lehoux scores a goal on his first NHL shift just 65 seconds into his NHL debut. The goal is the fastest goal ever by a Coyotes/Jets player making his NHL debut.	<b>2009, Sept. 21</b>	Dave King hired as assistant coach.
<b>2006, Jan. 21</b>	Former Winnipeg Jet Thomas Steen and his No. 25 officially join Wayne Gretzky's No. 99 and Bobby Hull's No. 9 in the Coyotes Ring of Honor in a ceremony at Glendale Arena. Steen, who played his entire 14-year NHL career with the Jets, is in attendance.	<b>2009, Sept. 24</b>	Wayne Gretzky announces his resignation as head coach and director of hockey operations of the Phoenix Coyotes.
<b>2006, Apr. 8</b>	Geoff Sanderson plays in his 1,000th NHL game vs. Dallas.	<b>2009, Sept. 24</b>	Dave Tippett is introduced as the 17th head coach in franchise history.
<b>2006, Apr. 13</b>	Jerry Moyes and Steve Ellman announce an agreement for Moyes to assume majority ownership control of the Phoenix Coyotes, Glendale Arena and Arizona Sting (NLL) while Ellman assumes majority ownership control of the Westgate City Center development. Wayne Gretzky retains his ownership interest in both ventures. Jeff Shumway is named chief executive officer for the Coyotes.	<b>2009, Oct. 3</b>	Coyotes open 2009-10 season with a 6-3 win at Los Angeles in Dave Tippett's first game as head coach of the team.
<b>2006, May 31</b>	Wayne Gretzky signs a 5-year contract extension to remain as head coach of the Coyotes through the 2010-11 season.	<b>2009, Oct. 10</b>	In the team's Home Opener, a 2-0 loss to Columbus, the Coyotes hold a "Welcome Back WhiteOut" in the first WhiteOut of any kind at Jobing.com Arena
<b>2006, Oct. 5</b>	Coyotes kick off the "Decade in the Desert" season with 6-3 win over New York Islanders at Glendale Arena. Steven Reinprecht posts career-high five points with a goal and four assists in the victory.	<b>2009, Dec. 17</b>	Shane Doan plays in his 1,000th career NHL regular season game in a 2-1 shootout win at Columbus. Doan becomes the second player in franchise history to reach 1,000 games, joining only Teppo Numminen, as well as the 42nd player in NHL history to reach 1,000 games with one franchise and the 24th player to attain the milestone with the team that drafted him.
<b>2007, Jan. 4</b>	Curtis Joseph makes 29 saves in a 2-0 shutout of the Carolina Hurricanes to garner his 438th career victory and surpass Hall of Famer Jacques Plante for fifth place on the NHL's all-time wins list.	<b>2009, Dec. 29</b>	The Coyotes defeat the Vancouver Canucks, 3-2 in a shootout, to win their 10th consecutive home game, setting a new franchise record for longest home winning streak. The 10-game home winning streak began with a 3-1 win over Philadelphia on Nov. 21.
<b>2007, Feb. 15</b>	In his 11th season with the franchise, captain Shane Doan signs a five-year contract extension with the Coyotes. Doan ranks in the top five in franchise history in goals, assists, and games played.	<b>2010, Jan. 30</b>	Defenseman Teppo Numminen's No. 27 is inducted into the Coyotes Ring of Honor in a pre-game ceremony, joining Wayne Gretzky's No. 99, Bobby Hull's No. 9, Dale Hawerchuk's No. 10 and Thomas Steen's No. 25.
<b>2007, Apr. 5</b>	Former Winnipeg Jet Dale Hawerchuk and his No. 10 officially join Wayne Gretzky's No. 99, Bobby Hull's No. 9 and Thomas Steen's No. 25 in the Coyotes Ring of Honor in a ceremony at Glendale Arena.	<b>2010, Mar. 6</b>	Ilya Bryzgalov shuts out Anaheim, 4-0, to earn his 34th win of the season and set a new franchise record for most wins by a goaltender in a single season. Bryzgalov would finish the 2009-10 campaign with 42 victories.
<b>2007, Apr. 10</b>	Associate coach Barry Smith resigns to accept head coaching/director of hockey operations position with SKA St. Petersburg.	<b>2010, Mar. 18</b>	The Coyotes set a new franchise record by winning their 44th game of the season with a 4-3 shootout win at Florida.
<b>2007, Apr. 11</b>	Senior Executive Vice President of Hockey Operations Cliff Fletcher, General Manager Michael Barnett and Assistant General Manager Laurence Gilman are relieved of duties.	<b>2010, Mar. 21</b>	The Coyotes beat the Dallas Stars, 4-3 in a shootout, to win their ninth straight game, tying the franchise record for longest winning streak while also setting a new franchise mark for most points in a season (97).
<b>2007, May 29</b>	Don Maloney becomes the 7th general manager in franchise history.	<b>2010, Mar. 27</b>	Phoenix defeats Colorado by a 6-2 score to notch the first-ever 100-point season in franchise history. Earlier in the day, the Coyotes clinched their first playoff berth since 2002.
<b>2007, July 18</b>	Brad Treliving signs multi-year contract to become assistant general manager.	<b>2010, Apr. 8</b>	With a 3-2 shootout victory at Los Angeles, the Coyotes improve to 50-25-6 on the season, marking the first 50-win season in franchise history. Phoenix would finish the 2009-10 regular season at 50-25-7 for 107 points, making them the fourth seed in the Western Conference for the Stanley Cup Playoffs
<b>2007, Sept. 15</b>	Coyotes unveil their redesigned, RBK Edge uniforms.	<b>2010, Apr. 14</b>	The Coyotes host the Detroit Red Wings for Game 1 of their Western Conference Quarterfinal series in the first-ever playoff game at Jobing.com Arena in Glendale and come away with a 3-2 victory.
<b>2007, Nov. 17</b>	Goaltender Ilya Bryzgalov is claimed off waivers from the Anaheim Ducks and posts a 1-0 shutout over the Los Angeles Kings in his Coyotes debut the very same day.	<b>2010, Apr. 27</b>	The most successful season in Coyotes/Jets franchise history comes to an end as the Red Wings defeat the Coyotes 6-1 in Game 7 of their playoff series.
<b>2008, Jan. 23</b>	Ilya Bryzgalov signs a three-year contract with the Coyotes.	<b>2010, June 3</b>	GM Don Maloney receives the inaugural NHL General Manager of the Year Award
<b>2008, Feb. 18</b>	Wayne Gretzky records his 100th career win as head coach of the Coyotes with a 4-0 win over Los Angeles.		
<b>2008, Mar. 1</b>	Shane Doan scores his 20th goal of the season, giving him eight consecutive 20-goal seasons.		

<b>2010, June 23</b>	At the 2010 NHL Awards in Las Vegas, Dave Tippett wins the Jack Adams Award, Shane Doan receives the King Clancy Memorial Trophy and Ilya Bryzgalov finishes as the runner-up for the Vezina Trophy while being named to the 2009-10 NHL Second All-Star Team.	<b>2012, Apr. 7</b>	The Coyotes defeat the Minnesota Wild capturing their first division title in franchise history
<b>2010, June 30</b>	Chief Financial Officer Mike Nealy is promoted to Chief Operating Officer, replacing President and Chief Operating Officer Douglas Moss, who had served in that role since 2002	<b>2012, Apr. 8</b>	Mike Smith named the NHL's First Star of the Week for Apr. 2-8
<b>2010, Oct. 9</b>	The Coyotes open the 2010-11 regular season in Prague, Czech Republic against the Boston Bruins as part of Compuware NHL Premiere	<b>2012, Apr. 12</b>	Phoenix hosts the Chicago Blackhawks in Game 1 of the Western Conference Quarter-final
<b>2010, Oct. 16</b>	Phoenix hosts the Detroit Red Wings in the home opener in a rematch of the 2010 Western Conference Quarter-final	<b>2012, Apr. 23</b>	The Coyotes defeat the Blackhawks 4 games to 2, securing their first postseason series victory since the franchise moved to Phoenix in 1996
<b>2010, Nov. 3</b>	Ed Jovanovski records the first hat trick by a defenseman in the history of the franchise against the Nashville Predators	<b>2012, Apr. 27</b>	Phoenix hosts the Nashville Predators in Game One of the Western Conference Semi-final
<b>2010, Dec. 26</b>	Ed Jovanovski plays in his 1,000th career NHL regular season game in a 1-0 shutout win at Dallas. Jovanovski becomes only the third player in franchise history to reach 1,000 games joining Shane Doan and Teppo Numminen	<b>2012, May 7</b>	The Coyotes defeat the Predators 4 games to 1, advancing to their first Conference Final in franchise history
<b>2011, Jan. 13</b>	The Coyotes win their 1,000 game in Winnipeg/Phoenix franchise history defeating the Toronto Maple Leafs 5-1.	<b>2012, May 13</b>	The Coyotes host the Los Angeles Kings in Game One of the Western Conference Final
<b>2011, Jan. 25</b>	Defenseman Keith Yandle is selected to the 2011 All-Star game in Raleigh, N.C.	<b>2012, May 22</b>	The Coyotes lose to the Kings in five games (4-1) in the Western Conference Final
<b>2011, Jan. 31</b>	Keith Yandle is named the NHL's Second Star for the month of January. Yandle tallied 17 points, recording three goals and 14 assists in 14 games as the Coyotes went 8-4-2 in January. He registered points in 11 of 14 games, closing the month with a nine-game point streak – the league's longest active streak at the All-Star break.	<b>2012, June 21</b>	Shane Doan receives the 2011-12 Mark Messier Leadership Award
<b>2011, Feb. 23</b>	Shane Doan becomes the new franchise leader in all-time games played (1,119), passing former captain and teammate Teppo Numminen.	<b>2012, June 21</b>	Ray Whitney named to the NHL's Second All-Star Team
<b>2011, Mar. 20</b>	Defenseman Adrian Aucoin plays in his 1,000th career NHL regular season game in a 2-1 loss vs. Chicago. Aucoin becomes only the fourth player in franchise history to reach 1,000 games joining Ed Jovanovski, Shane Doan and Teppo Numminen.	<b>2012, July 10</b>	Sean Burke signed to a multi-year contract extension; named Assistant to the General Manager
<b>2011, Mar. 22</b>	The Coyotes won their 40th game of the season defeating the Blues 2-1 at Jobing.com Arena; it marked the first time in franchise history the team recorded two consecutive seasons with 40+ wins (franchise record 52 in 09/10).	<b>2012, Sept. 14</b>	Shane Doan re-signed to a four-year contract
<b>2011, Apr. 8</b>	Ilya Bryzgalov becomes the franchise's all-time winningest goaltender recording his 130th victory as a member of the Coyotes, defeating the Sharks 4-3.	<b>2013, Jan. 20</b>	The Coyotes raise their 2011-12 Pacific Division Championship banner prior to the 2012-13 home opener against the Chicago Blackhawks
<b>2011, Apr. 18</b>	The Coyotes host the Detroit Red Wings in Game 3 of the 2011 Western Conference Quarter-Final.	<b>2013, Jan. 20</b>	Shane Doan played in his 1,200th career NHL game versus the Chicago Blackhawks
<b>2011, Oct. 15</b>	Phoenix hosts the re-born Winnipeg Jets in its 2011-12 home opener, defeating the Jets 4-1	<b>2013, Mar. 4</b>	Shane Doan records his 800th career point versus the Anaheim Ducks
<b>2011, Oct. 25</b>	Shane Doan scores his 300th career NHL goal versus the Dallas Stars	<b>2013, Mar. 15</b>	Oliver Ekman-Larsson signs six-year contract extension
<b>2011, Dec. 1</b>	Phoenix visits Winnipeg to face the Jets - first regular season meeting since leaving in 1996	<b>2013, Mar. 28</b>	Steve Sullivan appeared in his 1,000th career NHL game versus the Nashville Predators
<b>2011, Dec. 23</b>	Keith Tkachuk is inducted into the Coyotes' Ring of Honor	<b>2013, May 24</b>	General Manager Don Maloney agreed to a long-term contract extension
<b>2012, Jan. 7</b>	Shane Doan records his first career NHL hat trick versus the N.Y. Islanders (5-1)	<b>2013, June 13</b>	Assistant General Manager Brad Treliving agreed to a multi-year contract extension
<b>2012, Jan. 18</b>	Keith Yandle is selected to his second consecutive NHL All-Star Game (Ottawa, Ont.)	<b>2013, June 21</b>	Head Coach Dave Tippett agreed to a long-term contract extension
<b>2012, Feb. 11</b>	Jeremy Roenick is inducted into the Coyotes' Ring of Honor	<b>2013, June 30</b>	Mike Smith agreed to a six-year contract
<b>2012, Feb. 28</b>	The Coyotes finish the month of February as the NHL's hottest team (11-0-1)	<b>2013, July 10</b>	Newell Brown hired as assistant coach
<b>2012, Mar. 1</b>	Mike Smith is named the NHL's First Star of the Month (February)	<b>2013, Aug. 6</b>	IceArizona completed its purchase and assumes control of the franchise from the NHL. George Gosbee is named Coyotes Executive Chairman and Governor. Anthony LeBlanc is named Alternate Governor.
<b>2012, Mar. 25</b>	Derek Morris appears in his 1,000th career NHL game versus the St. Louis Blues	<b>2013, Nov. 2</b>	Dave Tippett becomes the all-time winningest coach in franchise history with his 166th career win with the Coyotes, a 3-2 shootout victory against the San Jose Sharks
<b>2012, Mar. 31</b>	Ray Whitney collects his 1,000th NHL point (assist) versus the Anaheim Ducks	<b>2013, Dec. 10</b>	Antoine Vermette appeared in his 700th career NHL game against the Colorado Avalanche
<b>2012, Apr. 3</b>	Mike Smith stops an NHL-record 54 shots in a shutout victory against the Columbus Blue Jackets	<b>2014, Jan. 28</b>	Shane Doan records his 500th career NHL assist versus the Los Angeles Kings
		<b>2014, Mar. 13</b>	Shane Doan appeared in his 1,300th career NHL game against the Boston Bruins
		<b>ARIZONA COYOTES (2014-Present)</b>	
		<b>2014, June 27</b>	The franchise is officially renamed the Arizona Coyotes at the 2014 NHL Entry Draft at the Wells Fargo Center in Philadelphia, Pa.
		<b>2014, July 3</b>	Darcy Regier signed to a multi-year contract to serve as Senior Vice President & Assistant General Manager
		<b>2014, Sept. 10</b>	Jobing.com Arena renamed Gila River Arena
		<b>2014, Nov. 29</b>	Dave Tippett coaches in his 400th game with the Coyotes
		<b>2014, Dec. 20</b>	Dave Tippett coaches in his 900th game as an NHL head coach
		<b>2014, Dec. 31</b>	Andrew Barroway's agreement to purchase 51% of the franchise is approved by the NHL Board of Governors



<b>2015, Jan. 25</b>	Defenseman Oliver Ekman-Larsson is selected to the 2015 All-Star game in Columbus, Ohio	<b>2017, Jan. 10</b>	Goaltender Mike Smith is selected to the 2017 NHL All-Star game in Los Angeles, CA.
<b>2015, Feb. 28</b>	Antoine Vermette is traded to Chicago in exchange for Klas Dahlbeck and a 1st round draft choice in the 2015 Entry Draft	<b>2017, Feb. 18</b>	The Coyotes announced their All-Time Starting Six roster as voted by the fans. Shane Doan, Jeremy Roenick and Keith Tkachuk were selected as forwards while Oliver Ekman-Larsson and Teppo Numminen were chosen as defensemen. Mike Smith was named as the goaltender
<b>2015, March 1</b>	Keith Yandle is traded to the NY Rangers along with Chris Summers and a 4th round draft choice in the 2016 Entry Draft in exchange for Anthony Duclair, John Moore, a 1st round draft choice in the 2016 Entry Draft and a 2nd round draft choice in the 2015 Entry Draft	<b>2017, Feb. 26</b>	Radim Vrbata recorded his 600th career NHL point by scoring the game-winning goal with 18 seconds left in the game in a 3-2 Coyotes win over the Buffalo Sabres
<b>2015, March 2</b>	Zbynek Michalek is traded to St. Louis in exchange for Maxim Letunov and a conditional 3rd round draft choice in the 2015 Entry Draft	<b>2017, Mar. 9</b>	Radim Vrbata became the 308th player in NHL history to skate in 1,000 career NHL games
<b>2015, March 5</b>	The Coyotes wear the franchise's black Kachina original jerseys that the team wore from 1996 – 2003 on Throwback Night vs. the Vancouver Canucks	<b>2017, Mar. 13</b>	Goaltender Mike Smith posted his 22nd shutout with Arizona by blanking the Colorado Avalanche 1-0 to set the franchise's all-time shutout record
<b>2015, April 18</b>	Arizona wins the 3rd overall selection in the 2015 NHL Entry Draft at the Draft Lottery in Toronto, Ont.	<b>2017, May 18</b>	Steve Sullivan is named Assistant General Manager
<b>2015, June 1</b>	John Chayka is named Assistant General Manager, Analytics and Chris O'Hearn is appointed Assistant General Manager, Hockey Operations	<b>2017, May 24</b>	Craig Cunningham is added as a pro scout
<b>2015, June 26</b>	Arizona selects center Dylan Strome of the Erie Otters (OHL) with the 3rd overall choice in the 2015 NHL Entry Draft	<b>2017, June 17</b>	Mike Smith is traded to Calgary in exchange for defenseman Brandon Hickey, goaltender Chad Johnson and a conditional third round draft choice
<b>2015, June 26</b>	Connor Murphy, Max Domi, Brendan Perlini and Christian Dvorak unveil the Coyotes' new home and away jerseys and uniforms in the team's first major uniform change since 2003.	<b>2017, June 20</b>	The NHL and Adidas unveiled the new ADIZERO Authentic NHL jerseys and uniforms for all 31 NHL teams, including the Coyotes
<b>2015, July 1</b>	Antoine Vermette agreed to a two-year contract	<b>2017 June 22</b>	Head coach Dave Tippett and the Coyotes mutually part ways
<b>2015, July 8</b>	John Slaney is hired as an assistant coach	<b>2017 June 23</b>	The Coyotes acquired center Derek Stepan and goaltender Antti Raanta from the New York Rangers in exchange for defenseman Anthony DeAngelo and Arizona's first round draft choice
<b>2015, Oct. 9</b>	Max Domi became the 8th player in franchise history to record a multi-point game in his NHL debut with the team and also became the ninth Coyotes rookie to score a goal in his first NHL game	<b>2017 June 23</b>	The Coyotes acquired defenseman Niklas Hjalmarsson from Chicago in exchange for defenseman Connor Murphy and forward Laurent Dauphin
<b>2015, Oct. 12</b>	Mike Smith is named the NHL's Third Star of the Week (Oct. 7-Oct. 11)	<b>2017 June 23</b>	Arizona selects defenseman Pierre-Olivier Joseph 23rd overall in the 2017 NHL Draft
<b>2015, Oct. 17</b>	Shane Doan records his 900th career point versus the Boston Bruins	<b>2017 July 11</b>	Rick Tocchet is named as the 18th head coach in franchise history
<b>2015, Nov. 27</b>	Dave Tippett became the 22nd NHL coach to win 500 games	<b>2017 July 12</b>	Steve Patterson is introduced as the Coyotes new President and CEO
<b>2015, Dec. 31</b>	Shane Doan sets the franchise all-time goals mark with his 380th career goal coming in the 1st period of the Coyotes' 4-2 victory over the Winnipeg Jets	<b>2017 July 12</b>	John Chayka promoted to President of Hockey Operations and General Manager
<b>2016, Jan. 4</b>	Shane Doan is named the NHL's Second Star of the Week for scoring five goals in three games (Dec. 28- Jan. 3)	<b>2017 July 26</b>	John MacLean and Scott Allen are introduced as the new assistant coaches
<b>2016, Feb. 1</b>	Louis Domingue is named the NHL's Rookie of the Month (January)	<b>2017 Sept. 17</b>	Acquired defenseman Jason Demers from the Florida Panthers in exchange for forward Jamie McGinn
<b>2016, Feb. 2</b>	Dave Tippett coaches in his 1,000th career NHL game versus the Los Angeles Kings	<b>2017 Oct. 17</b>	Oliver Ekman-Larsson became the sixth defenseman in franchise history to skate in 500 games with the team
<b>2016, Feb. 12</b>	Shane Doan sets the franchise all-time points (930) and power play goals (123) record in the Coyotes' 4-1 win over the Calgary Flames	<b>2017 Nov. 1</b>	Clayton Keller is named NHL's Rookie of the Month (October)
<b>2016, Mar. 24</b>	Oliver Ekman-Larsson sets the NHL's all-time single season game-winning goals record by a defenseman by recording his eighth game-winning goal vs. the Dallas Stars	<b>2017 Nov. 18</b>	Anthony Duclair became the second player in Coyotes history to score all three goals in a win when he recorded his first career hat trick in the Coyotes 3-2 victory over the Ottawa Senators
<b>2016, Apr. 11</b>	General Manager Don Maloney is relieved of his duties	<b>2018, Jan 10</b>	Defenseman Oliver Ekman-Larsson is selected to the 2018 NHL All-Star game in Tampa Bay, FL
<b>2016, Apr. 30</b>	The Coyotes receive the seventh pick in the NHL Draft Lottery	<b>2018 Feb. 19</b>	Antti Raanta is named the NHL's Second Star of the Week (Feb. 12-18)
<b>2016, May 5</b>	John Chayka is named the eighth General Manager in Coyotes history. Dave Tippett agrees to a five-year contract extension and is named Executive Vice President of Hockey Operations/Head Coach. Alternate Governor Gary Drummond is named President of Hockey Operations	<b>2018 Mar. 19</b>	Oliver Ekman-Larsson became the second defenseman in franchise history to score 100 goals with the club
<b>2016, June 22</b>	Alex Goligoski agrees to a five-year contract	<b>2018 Mar. 26</b>	Clayton Keller scored a goal to set the Coyotes' rookie record for most goals in a season
<b>2016, Aug. 16</b>	Radim Vrbata returns to the Coyotes on a one-year contract	<b>2018 Mar. 28</b>	Clayton Keller picked up an assist to extend his point streak to 10 games which set a new Coyotes' rookie record
<b>2016, Dec. 3</b>	Mike Smith set a franchise record by making 58 saves and facing 60 shots in the Coyotes 3-2 shootout loss to the Columbus Blue Jackets	<b>2018 Apr. 1</b>	Clayton Keller became the first player in Coyotes history to win multiple Rookie of the Month awards (October, March) in one season
<b>2016 Dec. 23</b>	Shane Doan became the 17th player in NHL history to skate in 1,500 games and the 93rd player in NHL history to score 400 career NHL goals in Arizona's 4-1 loss to the Toronto Maple Leafs	<b>2018 Apr. 2</b>	Antti Raanta is named the NHL's Second Star of the Week (Mar. 26-Apr. 1)
		<b>2018 Apr. 6</b>	Antti Raanta signed a three-year contract extension

<b>2018 June 15</b>	The Coyotes acquired center Alex Galchenyuk from the Montreal Canadiens in exchange for forward Max Domi	<b>2020 Mar. 12</b>	The NHL pauses the 2019-20 season due to ongoing concerns surrounding the COVID-19 pandemic
<b>2018 June 22</b>	Arizona selects center Barrett Hayton fifth overall in the 2018 NHL Draft	<b>2020 May 14</b>	The team and President & CEO Ahron Cohen mutually agree to part ways
<b>2018 July 1</b>	Oliver Ekman-Larsson signed to an eight-year extension	<b>2020 May 26</b>	The NHL announces its Return to Play plan. Arizona is ranked as the 11th seed in the Western Conference and will face the 6th seed, Nashville Predators, in a best of five qualifying round series
<b>2018 July 3</b>	Ahron Cohen promoted to Coyotes President & CEO		
<b>2018 July 24</b>	Lindsay Hofford is named Assistant General Manager		
<b>2018 Sept. 13</b>	Oliver Ekman-Larsson named the fourth Captain in Coyotes history	<b>2020 June 8</b>	Xavier Gutierrez is named as the club's President & CEO, becoming the first Latino team President & CEO in NHL history
<b>2018 Nov. 29</b>	Oliver Ekman-Larsson becomes the ninth player in franchise history to skate in 600 games with the club in the Coyotes 3-0 victory over the Nashville Predators	<b>2020 July 26</b>	The Coyotes name Steve Sullivan as Interim General Manager after the termination of John Chayka's contract
<b>2018 Dec. 3</b>	Adin Hill is named NHL's Second Star of the Week (Nov. 26-Dec. 2)	<b>2020 Aug. 7</b>	Brad Richardson scores the OT GWG to give Arizona a 4-3 win and clinch the Stanley Cup Qualifying Round series victory over Nashville
<b>2019 Jan. 2</b>	Clayton Keller is selected to the 2019 NHL All-Star game in San Jose, California	<b>2020 Sept. 17</b>	Bill Armstrong is named the 10th general manager in franchise history
<b>2019 Feb. 4</b>	Oliver Ekman-Larsson becomes the franchise's all-time goal scorer by a defenseman in a 5-4 Coyotes loss to the Dallas Stars	<b>2020 Sept. 25</b>	Brian Daccord is named as the team's new Special Assistant to the General Manager & Director of Goaltending Operations
<b>2019 Feb. 24</b>	The Coyotes officially retire Shane Doan's number 19 in a pregame ceremony prior to the Coyotes 4-1 victory over the Winnipeg Jets	<b>2020 Oct. 1</b>	Darryl Plandowski is named as Arizona's new Director of Amateur Scouting
<b>2019 Feb. 28</b>	Brad Richardson becomes the second player in Coyotes history to score four goals in a single game in Arizona's 5-2 win over the Vancouver Canucks	<b>2020 Oct. 2</b>	Ryan Jankowski is named as the team's new Associate Director of Amateur Scouting
<b>2019 Apr. 1</b>	Darcy Kuemper is named the NHL's Third Star of the Week (Mar. 25-31)	<b>2020 Oct. 5</b>	Cory Banika is named as an amateur scout
<b>2019 June 21</b>	Arizona selects defenseman Victor Soderstrom with the 11th overall pick in the 2019 NHL Draft	<b>2020 Oct. 6</b>	The Coyotes announce that the club will celebrate its 25th year in the Valley of the Sun throughout the 2020-21. The team unveiled two logos that will be featured on the team's home and road jerseys for each game during the season
<b>2019 June 29</b>	The Coyotes acquire forward Phil Kessel, defenseman Dane Birk and a 2021 fourth round draft choice from the Pittsburgh Penguins in exchange for forward Alex Galchenyuk and defenseman Pierre-Olivier Joseph	<b>2020 Nov. 12</b>	Devan McConnell is named High Performance Director
<b>2019 July 29</b>	Alex Meruelo is announced as the Coyotes new Majority Owner, Chairman and Governor, agreeing to purchase 95% of the franchise	<b>2020 Nov. 16</b>	The Coyotes, announced that in conjunction with the NHL and adidas, the club will introduce a new purple Reverse Retro alternate jersey for the 2020-21 NHL season. All 31 NHL teams will be rolling out new adidas Reverse Retro ADIZERO Authentic alternate jerseys this season – marking the first time in League history that all 31 teams have participated in a League-wide alternate jersey program. adidas worked closely with the NHL and each team to design a Reverse Retro jersey representing unique and historical moments in each club's history, while refreshing the color and design combination for an all-new presentation.
<b>2019 Oct. 12</b>	Phil Kessel plays in his 1,000th NHL game against the Colorado Avalanche at Pepsi Center		
<b>2019 Dec. 16</b>	The Coyotes acquire former Hart Trophy winner Taylor Hall from the New Jersey Devils	<b>2020 Dec. 11</b>	David Ludwig is named Director of Hockey Operations & Salary Cap Compliance
<b>2019 Dec. 30</b>	Darcy Kuemper is selected to represent the Coyotes at the 2020 NHL All-Star Game		
<b>2020 Jan. 25</b>	Rick Tocchet serves as the Head Coach of the Pacific Division team at the 2020 NHL All-Star Game in St. Louis...The Pacific team defeated the Atlantic to win the All-Star event		



Joe Daley




Bobby Hull



Dale Hawerchuk



Shane Doan



## WINNIPEG JETS

**1979-80:** When the Winnipeg Jets joined the National Hockey League in 1979, they made their debut in new jerseys that were white with a wide blue stripe and two thin red stripes that ran from the collar over the outer arm to the wrist. The logo was the word "JETS" spelled out inside a circle. The "J" in Jets was represented by a hockey stick. A smaller circle with the outline of a commercial jet airliner found itself in the hook of the "J." Underneath "Jets" was the word "Winnipeg" spelled out. The logo had been with the team for three AVCO Cup Championships in the World Hockey Association and would remain with the team as the transition was made from WHA to NHL.

**1987-88:** The Jets made an addition to their uniform to acknowledge the official charity of the Winnipeg Jets, the Winnipeg Jets Goals for Kids Foundation. The Jets placed a Goals For Kids shoulder patch on the existing uniform to recognize the work that the Goals For Kids Foundation did to benefit the children of Manitoba.

**1990-91:** The Jets came up with a new logo and uniform, "emblematic of a new era of professional hockey in Winnipeg." The new logo depicted a circle with the words "Winnipeg Jets" written in a slanted fashion to show speed, and a shadow of a jet plane with a trail of vapor going through the word "Jets." The "J" in "Jets" is once again portrayed as a hockey stick. The new jerseys were white with a wide blue stripe in the middle of two thin red stripes (touching each other) circling the elbows of the sleeves and at the waist. The road jerseys reversed the blue and the white from the home jerseys.

**1995-96:** As the team played its last season in Winnipeg as the Jets, the last 10 games of the regular season and the playoffs saw the addition of a commemorative "Season to Remember" patch added to the right breast of both the home and road jerseys.

## ARIZONA COYOTES


**1996-97:** With the dawn of a new era as the Phoenix Coyotes, it was time for a new uniform and logo to represent the team. The logo depicted a Kachina style coyote standing upright with a hockey stick; the most striking feature was the mask drawn in the Southwestern style to show off the team's new colors: forest green, brick red, sand, sienna, and purple. The home jersey was predominantly white with green and black accent colors and brick pattern borders around the elbows of the sleeves and waist. The road jersey's main color was black with accent colors of brick red and green. A shoulder patch recognized the Phoenix Coyotes Goals For Kids Foundation while the club's secondary logo (a purple circle with a white "C" moon inside, intersected by the words "Phoenix Coyotes") occupied the other shoulder. The new uniform was completed with matching socks and solid black pants.

**1998-99:** The Coyotes decided to further extend the team's identity by adding a third uniform. A true expression of the American Southwest, this alternate jersey first appeared mid-season (Feb. 6, 1999). The large Coyote head served as the primary logo with the trim of the jersey revealing a desert scene at night with two saguaro cacti in the foreground and the Coyote moon rising over the desert mountain landscape. A desert-dwelling nocturnal lizard known as the gecko decorated each shoulder. Matching socks and solid black pants finished the uniform.

**2003-04:** With the opening of their new arena in Glendale, the time had come for a new set of logos and uniforms to reflect the aggressiveness and excitement of Coyotes hockey in the new arena while maintaining ties to seven years of Arizona history. The official Coyotes colors were now brick red, desert sand and black – three colors that were all included in the original Coyotes logo. The logos, uniforms and arena all predominantly feature the brick red color. The primary logo is an aggressive coyote howling at the moon that contains key elements carried over from the original logo including the two-tone face with zig-zag black markings down the middle of the logo, three pieces of mane leading down to the neck and triangular markings in the ear and chin. Additionally, the Coyotes logo includes four triangles (also borrowed from the original logo) across the bridge of the snout, representative of the Four Peaks. There are two secondary logos: a representation of Arizona featuring the letters "PHX" underneath a striped pattern that mirrors the state flag and a new version of the desert crescent moon with a slightly altered geometric shape as well as new colors. The uniforms have a traditional hockey feel and feature the primary Coyotes logo on the chest along with the secondary "PHX" patch on the right shoulder. The home jersey is predominantly brick red with a white, three-stripe pattern on the arms and at the waist, and also features a lace-up collar. The road jersey is predominantly white with the same striping pattern as the home jersey featured in brick red but includes a V-shaped collar instead of laces.



Teppo Numminen



Paul Mara



Mike Smith



Shane Doan





**2007-08:** Along with the entire NHL, the Coyotes switched to a new, technologically-advanced uniform featuring fabrics that were more form fitting and aerodynamic as well as breathable and water-repellant. Lighter fabric and stretch material resulted in more comfort and freedom of movement for the players. Brick red covered the shoulders on the white jerseys to give the state of the art uniform a retro look. On both the dark and white jerseys, striping was removed from the bottom, a lace-up collar was featured, and the "PHX" patch was moved from the right to left shoulder.


**2008-09:** The Coyotes introduced a black third jersey and wore them for the first time on Nov. 28, 2008 when the team hosted the Colorado Avalanche. The goal of the initiative was to create a new look that gave Coyotes fans elements they hadn't seen in the uniform before. A leaping coyote logo - a full body interpretation of the Coyotes crest - was selected for the new alternate jersey, aggressively leaping forward depicting the athletic, determined nature of NHL hockey. Two new Coyotes alternate logos were also introduced to accompany the classic Coyotes crest and leaping coyote, including a new "Phoenix Coyotes" script word mark and Coyotes paw print. The new script word mark provided a traditional look, while the Coyotes paw print design symbolized the unity of the Coyotes pack. The black jersey was accented with brick red and desert sand, the Coyotes' official colors.

**2014-15:** With the franchise officially renamed the Arizona Coyotes on June 27, the team's jerseys now featured a left shoulder patch with 'AZ'.

**2015-16:** In the franchise's first major uniform overhaul since 2003, the Coyotes unveiled new home and away jerseys and uniforms as well as a new secondary logo prior to the 2015-16 season. The body of the Coyotes home and away jerseys remains unchanged but the new jerseys feature an original sleeve stripe designed to connect with Arizona's distinctive striated landscape. These bold sleeves, along with a striking black pant, will be worn both at home in Glendale and on the road. The new red jersey shoulder patch features a coyote's paw "A" mark, an icon built for Arizona's hockey fans; while the white jersey shoulder will carry an updated "AZ" mark, connecting back to the new word mark. Finally, a uniquely Southwestern pattern in the jersey's neckline connects the Coyotes to the legacy of Arizona. This updated uniform features Reebok's latest technological innovations and represents an industry leading commitment to the best for the athlete.

**2017-18:** The National Hockey League (NHL®) and adidas unveiled the new ADIZERO Authentic NHL jerseys and uniforms for all 31 NHL teams, including the Arizona Coyotes. At the forefront of innovation, design and craftsmanship, the new ADIZERO Authentic NHL jersey takes the hockey uniform system and hockey jersey silhouette to the next level by redefining fit, feel and lightweight construction. Featuring new cresting materials and construction technology, the ADIZERO Authentic NHL jersey reduces crest weight by up to 46%, while a single layer perforated numbering system reduces number weight by up to 60%, in order to deliver a new jersey that is up to 19% lighter when compared to the current NHL Jersey. The ADIZERO Authentic NHL jersey features adidas Clima® technology in each of the jersey fabrics to deliver breathability and enhanced performance. Combining moisture management technology and a streamlined silhouette to maximize air flow circulation with materials that are up to 133% more permeable than fabrics currently used on ice allows athletes to be cooler. Constructed for durability, the ADIZERO Authentic NHL jersey fabrics are up to 27% stronger in burst testing and up to 72% tougher in abrasion testing compared to the current NHL jersey.

**2018-19:** The Coyotes and adidas collaborated to reintroduce the throwback, 90s-inspired, fan-favorite black Kachina jersey that will be the Coyotes alternate jersey for the season. The Coyotes wore the original black Kachina jerseys for all road games from 1996 - 2003. During that time, the team reached the playoffs in five of their first six seasons in the Valley. The Coyotes reintroduced the popular black Kachina jersey for the first time in 12 years on March 5, 2015 for Throwback Night when Arizona hosted the Vancouver Canucks. This marked the first time that the Coyotes wore a throwback jersey in an NHL game. Since 2015, the Coyotes have worn the black Kachina jersey four times at Gila River Arena (Nov 27, 2015; Feb 20, 2016; Nov 25, 2016 and Feb 18, 2017).



Zbynek Michalek



Shane Doan



Clayton Keller



**2020-21:** The Coyotes announced that the club will celebrate its 25th year in the Valley of the Sun throughout the 2020-21 NHL season. To commemorate the Coyotes silver anniversary in the desert, the club unveiled two new logos that will be featured on the team's home and road jerseys for each game this season. The Coyotes will also wear their black Kachina jerseys for 25 games at Gila River Arena during the 2020-21 NHL season.

The 25th anniversary Kachina patch prominently features the number 25 along with the Kachina logo and Kachina jersey striping in the background. The number 25 and the Arizona state border are outlined in silver to commemorate the Coyotes silver anniversary. The 25th anniversary Kachina patch will be affixed to the upper right chest of the Coyotes' black Kachina jerseys all season.

The 25th anniversary Coyotes head patch prominently features the number 25 along with the Coyotes head logo with the Arizona state flag in the background. The number 25 and the Arizona state border are outlined in silver to commemorate the Coyotes silver anniversary. The 25th anniversary Coyotes head patch will be affixed to the upper right chest of the Coyotes' red and white jerseys all season.

The Arizona Coyotes, in conjunction with the NHL and adidas, the club will introduce a new purple Reverse Retro alternate jersey for the 2020-21 NHL season. All 31 NHL teams will be rolling out new adidas Reverse Retro ADIZERO Authentic alternate jerseys this season - marking the first time in League history that all 31 teams have participated in a League-wide alternate jersey program. adidas worked closely with the NHL and each team to design a Reverse Retro jersey representing unique and historical moments in each club's history, while refreshing the color and design combination for an all-new presentation.

The Coyotes purple Reverse Retro alternate jersey, modelled after the club's green third jersey that was worn from 1999-2003.

- 1**  
 Pierre Hamel..... 1979-80 to 1980-81  
 Brian Hayward..... 1982-83 to 1985-86  
 Mike O'Neill..... 1991-92 to 1993-94  
 Parris Duffus..... 1996-97 to 1996-97  
 Sean Burke..... 1999-00 to 2003-04  
 Brent Johnson..... 2003-04 to 2003-04  
 Mike Morrison..... 2006-07 to 2006-07  
 David Aebischer..... 2007-08 to 2007-08  
 Jason LaBarbera..... 2009-10 to 2012-13  
 Thomas Greiss..... 2013-14 to 2013-14  
 Hunter Miska..... 2018-19 to 2018-19
- 2**  
 Mike Amodeo..... 1979-80 to 1979-80  
 Moe Mantha..... 1980-81 to 1983-84  
 Dave Ellett..... 1984-85 to 1990-91  
 Boris Mironov..... 1993-94 to 1993-94  
 Neil Wilkinson..... 1994-95 to 1995-96  
 Norm Maciver..... 1995-96 to 1995-96  
 Murray Baron..... 1996-97 to 1997-98  
 Bryan Helmer..... 1998-99 to 1998-99  
 David Cullen..... 2000-01 to 2000-01  
 Todd Simpson..... 2000-01 to 2002-03  
 Todd Reiriden..... 2003-04 to 2003-04  
 Derek Morris..... 2003-04 to 2003-04  
 Keith Ballard..... 2005-06 to 2007-08  
 Ken Klee..... 2008-09 to 2008-09  
 Jim Vandermeer..... 2009-10 to 2009-10  
 David Hundblad..... 2011-12 to 2013-14  
 Nicklas Grossmann..... 2015-16 to 2015-16  
 Luke Schenn..... 2016-17 to 2017-18
- 3**  
 Al Cameron..... 1979-80 to 1979-80  
 Ross Cory..... 1979-80 to 1980-81  
 Tim Watters..... 1981-82 to 1981-82  
 Bryan Maxwell..... 1981-82 to 1983-84  
 Robert Picard..... 1983-84 to 1985-86  
 Dan McFall..... 1985-86 to 1985-86  
 Bryan Marchment..... 1988-89 to 1990-91  
 Dean Kennedy..... 1991-92 to 1991-92  
 Sergei Bautin..... 1992-93 to 1993-94  
 Dave Manson..... 1993-94 to 1994-95  
 Brent Thompson..... 1995-96 to 1996-97  
 Keith Carney..... 1997-98 to 2000-01  
 Bryan Helmer..... 2003-04 to 2003-04  
 Denis Gauthier..... 2005-06 to 2005-06  
 Keith Yandle..... 2006-07 to 2014-15
- 4**  
 Lars-Erik Sjoberg..... 1979-80 to 1979-80  
 Barry Legge..... 1980-81 to 1981-82  
 Wade Campbell..... 1982-83 to 1985-86  
 Bengt Lundholm..... 1985-86 to 1985-86  
 Fredrik Olsson..... 1986-87 to 1993-94  
 Stephane Quintal..... 1993-94 to 1994-95  
 Dave Manson..... 1995-96 to 1996-97  
 Gerald Diduck..... 1996-97 to 1998-99  
 Lyle Odelein..... 1999-00 to 1999-00  
 Ossi Vaananen..... 2000-01 to 2003-04  
 Zbynek Michalek..... 2005-06 to 2009-10  
 ..... 2012-13 to 2014-15  
 ..... 2015-16 to 2016-17  
 Niklas Hjalmarsson..... 2017-18 to 2019-20
- 5**  
 Craig Norwich..... 1979-80 to 1979-80  
 Barry Legge..... 1980-81 to 1980-81  
 Danny Geoffrion..... 1980-81 to 1981-82  
 Bobby Dallas..... 1983-84 to 1985-86  
 Guy Gosselin..... 1987-88 to 1987-88  
 Todd Fichel..... 1989-90 to 1989-90  
 Kent Paynter..... 1991-92 to 1991-92  
 Igor Ulanov..... 1992-93 to 1994-95  
 Deron Quint..... 1995-96 to 1999-00  
 Kirill Safronov..... 2001-02 to 2001-02
- 5**  
 Drake Berehowsky..... 2001-02 to 2002-03  
 David Tanabe..... 2003-04 to 2005-06  
 Jamie Rivers..... 2005-06 to 2005-06  
 Matt Jones..... 2006-07 to 2007-08  
 Chris Summers..... 2010-11 to 2010-11  
 Connor Murphy..... 2013-14 to 2016-17  
 Adam Clendening..... 2017-18 to 2017-18
- 6**  
 Barry Melrose..... 1979-80 to 1980-81  
 Barry Legge..... 1980-81 to 1981-82  
 Jim Kyte..... 1983-84 to 1988-89  
 Phil Housley..... 1990-91 to 1992-93  
 Wayne McBean..... 1993-94 to 1993-94  
 Oleg Tverdovsky..... 1995-96 to 1995-96  
 Brendan Bell..... 1995-96 to 1996-97  
 Jayson More..... 1996-97 to 1997-98  
 Jamie Huscroft..... 1998-99 to 1998-99  
 Joel Bouchard..... 2000-01 to 2000-01  
 Matthew Spiller..... 2003-04 to 2005-06  
 Brendan Bell..... 2006-07 to 2007-08  
 David Schlemko..... 2008-09 to 2014-15  
 Jakob Chychrun..... 2016-17 to 2019-20
- 7**  
 Scott Campbell..... 1979-80 to 1980-81  
 Tim Watters..... 1981-82 to 1987-88  
 Brent Ashton..... 1988-89 to 1991-92  
 Petri Skriko..... 1991-92 to 1991-92  
 Keith Tkachuk..... 1991-92 to 2000-01  
 Deron Quint..... 2002-03 to 2002-03  
 Ivan Novoseltsev..... 2003-04 to 2003-04  
 Mike Leclerc..... 2005-06 to 2005-06  
**RECOGNIZED in honor of Keith Tkachuk,  
 Dec. 23, 2011**
- 8**  
 Jimmy Mann..... 1979-80 to 1983-84  
 Randy Carlyle..... 1983-84 to 1992-93  
 Teemu Selanne..... 1994-95 to 1995-96  
 Jim Johnson..... 1996-97 to 1997-98  
 Daniel Briere..... 1998-99 to 2002-03  
 Daniel Cleary..... 2003-04 to 2003-04  
 Geoff Sanderson..... 2005-06 to 2005-06  
 Niko Kapanen..... 2006-07 to 2006-07  
 Scottie Upshall..... 2008-09 to 2010-11  
 Gilbert Brule..... 2011-12 to 2011-12  
 ..... 2013-14 to 2013-14  
 Matthew Lombardi..... 2012-13 to 2012-13  
 Tobias Rieder..... 2014-15 to 2017-18  
 Nick Schmaltz..... 2018-19 to 2019-20
- 9**  
 Bobby Hull..... 1979-80 to 1979-80  
 Doug Smail..... 1980-81 to 1987-88  
 Brett Hull..... 2005-06 to 2005-06  
**RECOGNIZED in honor of Bobby Hull,  
 Feb. 19, 1989.**  
 Sam Gagner..... 2014-15 to 2014-15  
 Viktor Tikhonov..... 2015-16 to 2015-16  
 Clayton Keller..... 2017-18 to 2019-20
- 10**  
 Peter Sullivan..... 1979-80 to 1980-81  
 Dale Hawerchuk..... 1980-81 to 1989-90  
 Alexei Zhamnov..... 1992-93 to 1995-96  
 Brad McCrimmon..... 1996-97 to 1996-97  
 Oleg Tverdovsky..... 1997-98 to 1998-99  
 Trevor Letowski..... 1999-00 to 2001-02  
 Denis Pederson..... 2001-02 to 2001-02  
 Tony Amonte..... 2002-03 to 2002-03  
**RECOGNIZED in honor of Dale  
 Hawerchuk, Apr. 5, 2007**  
 Martin Erat..... 2013-14 to 2014-15  
 Anthony Duclair..... 2015-16 to 2017-18  
 Jordan Weal..... 2018-19 to 2018-19
- 11**  
 Hilliard Graves..... 1979-80 to 1979-80  
 Murray Eaves..... 1980-81 to 1980-81  
 Scott Arniel..... 1981-82 to 1985-86  
 Gilles Hamel..... 1986-87 to 1987-88  
 Paul Fenton..... 1988-89 to 1990-91  
 Scott Arniel..... 1990-91 to 1990-91  
 Aaron Broten..... 1991-92 to 1991-92  
 Evgeny Davydov..... 1992-93 to 1992-93  
 Dave Tomlinson..... 1993-94 to 1993-94  
 Dallas Drake..... 1995-96 to 1999-00  
 Daymond Langkow..... 2001-02 to 2003-04  
 Krstofer Kolanos..... 2005-06 to 2005-06  
 Oleg Kvasha..... 2005-06 to 2005-06  
 Owen Nolan..... 2006-07 to 2006-07  
 Martin Hanzal..... 2007-08 to 2016-17  
 Brendan Perlini..... 2017-18 to 2018-19
- 12**  
 Morris Lukowich..... 1979-80 to 1984-85  
 Dan McFall..... 1984-85 to 1985-86  
 Peter Douris..... 1985-86 to 1987-88  
 Dave Hunter..... 1988-89 to 1988-89  
 Doug Smail..... 1988-89 to 1990-91  
 Mark Osborne..... 1990-91 to 1991-92  
 Alan Kerr..... 1992-93 to 1992-93  
 Rob Murray..... 1993-94 to 1995-96  
 ..... 1998-99 to 1998-99  
 Brian Noonan..... 1998-99 to 1998-99  
 Benoit Hogue..... 1999-00 to 1999-00  
 Mike Johnson..... 2000-01 to 2005-06  
 Patrick Fischer..... 2006-07 to 2006-07  
 Craig Weller..... 2007-08 to 2007-08  
 Olli Jokinen..... 2008-09 to 2008-09  
 Paul Bissonnette..... 2009-10 to 2013-14  
 Justin Hodgman..... 2014-15 to 2014-15  
 Brad Richardson..... 2015-16 to 2015-16  
 Teemu Pulkkinen..... 2016-17 to 2016-17  
 Laurent Dauphin..... 2017-18 to 2018-19
- 13**  
 Dave Christian..... 1979-80 to 1982-83  
 Hannu Jarvenpaa..... 1986-87 to 1986-87  
 Alfie Turcotte..... 1987-88 to 1988-89  
 Teemu Selanne..... 1992-93 to 1993-94  
 Mike Rupp..... 2003-04 to 2005-06  
 Daniel Carillo..... 2006-07 to 2008-09  
 Ray Whitney..... 2010-11 to 2011-12  
 Peter Holland..... 2016-17 to 2016-17  
 Freddie Hamilton..... 2017-18 to 2017-18  
 Vinnie Hinostroza..... 2018-19 to 2019-20
- 14**  
 Peter Marsh..... 1979-80 to 1980-81  
 Tim Trimper..... 1980-81 to 1983-84  
 John Gibson..... 1983-84 to 1983-84  
 Jordy Douglas..... 1983-84 to 1984-85  
 Anssi Melametsa..... 1985-86 to 1985-86  
 Craig Endean..... 1986-87 to 1986-87  
 Stu Barnes..... 1991-92 to 1993-94  
 Randy Gilhen..... 1993-94 to 1993-94  
 Harijs Vitolinsh..... 1993-94 to 1993-94  
 Mike Stapleton..... 1995-96 to 1998-99  
 Tavis Hansen..... 1999-00 to 2000-01  
 Tyler Bouck..... 2001-02 to 2001-02  
 Jeff Taffe..... 2002-03 to 2005-06  
 Steve Gaine..... 2005-06 to 2005-06  
 Kevyn Adams..... 2006-07 to 2006-07  
 Pete Vandermeer..... 2007-08 to 2007-08  
 Alexander Nikulin..... 2008-09 to 2008-09  
 Nigel Dawes..... 2008-09 to 2008-09  
 Taylor Pyatt..... 2009-10 to 2011-12  
 Chris Conner..... 2012-13 to 2012-13  
 Jeff Halpern..... 2013-14 to 2013-14  
 Joe Vitale..... 2014-15 to 2015-16  
 Clayton Keller..... 2016-17 to 2016-17
- 14**  
 Richard Panik..... 2017-18 to 2018-19
- 15**  
 Dave Hoyda..... 1979-80 to 1979-80  
 Rick Bowness..... 1980-81 to 1980-81  
 Richard Mulhern..... 1980-81 to 1980-81  
 Sandy Beadle..... 1980-81 to 1980-81  
 Paul MacLean..... 1981-82 to 1987-88  
 Darren Boyko..... 1988-89 to 1988-89  
 Pat Elynuik..... 1988-89 to 1991-92  
 John Druce..... 1992-93 to 1992-93  
 Harijs Vitolinsh..... 1993-94 to 1993-94  
 Randy Gilhen..... 1993-94 to 1995-96  
 Craig Janney..... 1996-97 to 1997-98  
 Jim Cummins..... 1998-99 to 1998-99  
 Radoslaw Suchy..... 1999-00 to 2003-04  
 Boyd Devereaux..... 2005-06 to 2005-06  
 Mike Zigomanis..... 2006-07 to 2007-08  
 Jeff Hoggan..... 2008-09 to 2008-09  
 Matthew Lombardi..... 2008-09 to 2009-10  
 Ryan Hollweg..... 2010-11 to 2010-11  
 Henrik Samuelsson..... 2014-15 to 2014-15  
 Boyd Gordon..... 2011-12 to 2012-13  
 ..... 2015-16 to 2015-16  
 Brad Richardson..... 2016-17 to 2019-20
- 16**  
 Larry Hopkins..... 1979-80 to 1979-80  
 Wayne Dillon..... 1979-80 to 1979-80  
 Pat Daley..... 1979-80 to 1980-81  
 Laurie Boschman..... 1982-83 to 1989-90  
 Eddie Olczyk..... 1990-91 to 1992-93  
 Stephane Quintal..... 1993-94 to 1993-94  
 Eddie Olczyk..... 1994-95 to 1995-96  
 Brad Isbister..... 1997-98 to 1998-99  
 Robert Reichel..... 1998-99 to 1998-99  
 Michal Handzus..... 2000-01 to 2001-02  
 Kelly Buchberger..... 2002-03 to 2002-03  
 Mike Sillinger..... 2003-04 to 2003-04  
 Brett Hull..... 2005-06 to 2005-06  
 Jamie Lundmark..... 2005-06 to 2005-06  
 Mike York..... 2007-08 to 2007-08  
 Brian McGrattan..... 2008-09 to 2008-09  
 Petr Prucha..... 2008-09 to 2010-11  
 Rostislav Klesla..... 2010-11 to 2013-14  
 Max Domi..... 2015-16 to 2017-18
- 17**  
 Bill Lesuk..... 1979-80 to 1979-80  
 Anders Steen..... 1980-81 to 1980-81  
 Larry Hopkins..... 1981-82 to 1982-83  
 Tim Young..... 1983-84 to 1983-84  
 Jim Nil..... 1984-85 to 1987-88  
 Dwight Schofield..... 1987-88 to 1987-88  
 Stu Kulak..... 1988-89 to 1988-89  
 Phil Sykes..... 1989-90 to 1991-92  
 Kris King..... 1992-93 to 1996-97  
 Greg Adams..... 1998-99 to 1999-00  
 Ladislav Nagy..... 2000-01 to 2006-07  
 Todd Fedoruk..... 2008-09 to 2008-09  
 John Moore..... 2014-15 to 2014-15  
 Steve Downie..... 2015-16 to 2015-16  
 Radim Vrbata..... 2007-08 to 2007-08  
 ..... 2009-10 to 2013-14  
 ..... 2016-17 to 2016-17  
 Alex Galchenyuk..... 2018-19 to 2018-19
- 18**  
 Glenn Tormally..... 1979-80 to 1979-80  
 Bob Guindon..... 1979-80 to 1979-80  
 Rick Bowness..... 1980-81 to 1980-81  
 Serge Savard..... 1981-82 to 1982-83  
 Bill Derlago..... 1985-86 to 1985-86  
 Steve Rooney..... 1986-87 to 1987-88  
 Markku Kyllonen..... 1988-89 to 1988-89  
 Randy Cunneynworth..... 1989-90 to 1989-90



## 18

Scott Arniel..... 1990-91 to 1990-91  
 Bryan Erickson..... 1990-91 to 1993-94  
 Dallas Drake..... 1993-94 to 1995-96  
 Chad Kilger..... 1995-96 to 1997-98  
 Mark Janssens..... 1997-98 to 1997-98  
 Brian Noonan..... 1998-99 to 1998-99  
 Mika Alatalo..... 1999-00 to 2000-01  
 Sebastien Bordeleau..... 2001-02 to 2001-02  
 Frank Banham..... 2002-03 to 2002-03  
 Paul Ranheim..... 2002-03 to 2002-03  
 Tyson Nash..... 2003-04 to 2005-06  
 Marcel Hossa..... 2007-08 to 2007-08  
 Freddy Meyer IV..... 2007-08 to 2007-08  
 Matt Murley..... 2007-08 to 2007-08  
 Enver Lisin..... 2007-08 to 2008-09  
 Sami Lepisto..... 2009-10 to 2010-11  
 Patrick O'Sullivan..... 2011-12 to 2011-12  
 David Moss..... 2012-13 to 2014-15  
 Christian Dvorak..... 2016-17 to 2019-20

## 19

Bill Riley..... 1979-80 to 1979-80  
 Kris Manery..... 1979-80 to 1980-81  
 Brian Mullen..... 1982-83 to 1986-87  
 Iain Duncan..... 1988-89 to 1988-89  
 Kris Draper..... 1990-91 to 1990-91  
 Iain Duncan..... 1990-91 to 1990-91  
 Troy Murray..... 1991-92 to 1992-93  
 Nelson Emerson..... 1993-94 to 1994-95  
 Shane Doan..... 1995-96 to 2016-17

**RETIRED in honor of Shane Doan,  
 Feb. 24, 2019**

## 20

Willy Lindstrom..... 1979-80 to 1982-83  
 Andrew McBain..... 1983-84 to 1988-89  
 Dave McLlwain..... 1989-90 to 1991-92  
 Mike Hartman..... 1991-92 to 1991-92  
 Tie Domi..... 1992-93 to 1994-95  
 Oleg Tverdovsky..... 1995-96 to 1996-97  
 Jim Cummins..... 1997-98 to 1997-98  
 Jyrki Lumme..... 1998-99 to 1998-99  
 David Oliver..... 1999-00 to 1999-00  
 Mikael Renberg..... 1999-00 to 1999-00  
 Wyatt Smith..... 2000-01 to 2001-02  
 Fredrik Sjostrom..... 2003-04 to 2007-08  
 Robert Lang..... 2009-10 to 2009-10  
 Eric Belanger..... 2010-11 to 2010-11  
 Chris Summers..... 2011-12 to 2014-15  
 Tye McGinn..... 2014-15 to 2014-15  
 Dylan Strome..... 2016-17 to 2018-19

## 21

John Bethel..... 1979-80 to 1979-80  
 Tom Bladen..... 1980-81 to 1980-81  
 Dave Hoyda..... 1980-81 to 1980-81  
 Bill Whelton..... 1980-81 to 1980-81  
 Craig Levie..... 1981-82 to 1982-83  
 John Gibson..... 1983-84 to 1983-84  
 Tom Martin..... 1984-85 to 1986-87  
 Mark Kumpel..... 1987-88 to 1987-88  
 Russ Romaniuk..... 1989-90 to 1990-91  
 Russ Romaniuk..... 1991-92 to 1994-95  
 Shane Doan..... 1995-96 to 1995-96  
 Chad Kilger..... 1995-96 to 1995-96  
 Denis Chasse..... 1995-96 to 1995-96  
 Bob Corkum..... 1996-97 to 1998-99  
 Jyrki Lumme..... 1999-00 to 2000-01  
 Todd Warriner..... 2001-02 to 2001-02  
 Jason Jaspers..... 2002-03 to 2003-04  
 Sean O'Donnell..... 2005-06 to 2005-06  
 Bill Thomas..... 2005-06 to 2007-08  
 David Hale..... 2008-09 to 2008-09  
 Shaun Heshka..... 2009-10 to 2009-10  
 Andy Miele..... 2011-12 to 2013-14  
 Jordan Szwarz..... 2014-15 to 2014-15  
 Jamie McBain..... 2016-17 to 2016-17

## 21

Derek Stepan..... 2017-18 to 2019-20

## 22

Lyle Moffat..... 1979-80 to 1979-80  
 Bengt Lundholm..... 1981-82 to 1984-85  
 Ray Neufeld..... 1985-86 to 1985-86  
 Mario Marois..... 1985-86 to 1988-89  
 Gord Donnelly..... 1988-89 to 1988-89  
 Moe Mantha..... 1989-90 to 1991-92  
 Mike Lalor..... 1991-92 to 1992-93  
 Paul Ysebaert..... 1993-94 to 1993-94  
 Brent Thompson..... 1994-95 to 1994-95  
 Craig Mills..... 1995-96 to 1995-96  
 Mike Gartner..... 1996-97 to 1997-98  
 Rick Tocchet..... 1998-99 to 1999-00  
 Claude Lemieux..... 2000-01 to 2002-03  
 Pascal Rheaume..... 2005-06 to 2005-06  
 Dennis Seidenberg..... 2005-06 to 2006-07  
 Mathias Tjarnqvist..... 2006-07 to 2007-08  
 Brian McGrattan..... 2008-09 to 2008-09  
 Anders Eriksson..... 2009-10 to 2009-10  
 Lee Stempniak..... 2009-10 to 2010-11  
 Daymond Langkow..... 2011-12 to 2011-12  
 Lucas Lessio..... 2013-14 to 2013-14  
 Brandon McMillan..... 2014-15 to 2014-15  
 Craig Cunningham..... 2014-15 to 2015-16

## 23

Gord McTavish..... 1979-80 to 1979-80  
 Larry Hopkins..... 1979-80 to 1979-80  
 John Markell..... 1979-80 to 1980-81  
 Lucien DeBlois..... 1981-82 to 1983-84  
 Paul Pooley..... 1984-85 to 1985-86  
 Hannu Jarvenpaa..... 1987-88 to 1988-89  
 Paul MacDermid..... 1989-90 to 1991-92  
 Lucien DeBlois..... 1991-92 to 1991-92  
 Andy Brickley..... 1992-93 to 1993-94  
 Igor Korolev..... 1994-95 to 1996-97  
 Stephen Leach..... 1998-99 to 1998-99  
 Todd Gill..... 1999-00 to 1999-00  
 Chris Joseph..... 1999-00 to 2000-01  
 Paul Mara..... 2000-01 to 2005-06  
 Don MacLean..... 2006-07 to 2006-07  
 Jeff Taffe..... 2006-07 to 2006-07  
 Kevin Porter..... 2008-09 to 2009-10  
 Mathieu Schneider..... 2009-10 to 2009-10  
 Oliver Ekman-Larsson..... 2010-11 to 2019-20

## 24

Ron Wilson..... 1979-80 to 1987-88  
 Danton Cole..... 1990-91 to 1991-92  
 Scott Levins..... 1992-93 to 1992-93  
 Darryl Shannon..... 1993-94 to 1995-96  
 Craig Muni..... 1995-96 to 1995-96  
 Kevin Dahl..... 1996-97 to 1996-97  
 Michel Petit..... 1997-98 to 1998-99  
 Stan Neckar..... 1998-99 to 2000-01  
 Ladislav Nagy..... 2000-01 to 2000-01  
 David Cullen..... 2001-02 to 2001-02  
 Darcy Hordichuk..... 2001-02 to 2002-03  
 Jan Hrdina..... 2002-03 to 2003-04  
 Josh Gratton..... 2005-06 to 2007-08  
 Kyle Chipchura..... 2011-12 to 2015-16

## 25

Jude Drouin..... 1979-80 to 1980-81  
 Thomas Steen..... 1981-82 to 1994-95  
**RECOGNIZED in honor of Thomas Steen,  
 May 6, 1995**  
 Philip Samuelsson..... 2014-15 to 2015-16  
 Ryan White..... 2016-17 to 2016-17  
 Nick Cousins..... 2017-18 to 2018-19

## 26

Al Cameron..... 1979-80 to 1980-81  
 Murray Eaves..... 1981-82 to 1985-86  
 Guy Larose..... 1988-89 to 1988-89

## 26

Brian McReynolds..... 1989-90 to 1989-90  
 Sergei Kharin..... 1990-91 to 1990-91  
 Dean Kennedy..... 1991-92 to 1993-94  
 Jeff Finley..... 1995-96 to 1996-97  
 John Slaney..... 1997-98 to 1997-98  
 Mike Sullivan..... 1998-99 to 2001-02  
 Joel Perrault..... 2005-06 to 2009-10  
 Andrew Ebbett..... 2010-11 to 2010-11  
 Cal O'Reilly..... 2011-12 to 2011-12  
 Steve Sullivan..... 2012-13 to 2012-13  
 Michael Stone..... 2011-12 to 2011-12  
 ..... 2013-14 to 2016-17  
 Michael Chaput..... 2019-20 to 2019-20

## 27

Lorne Stamler..... 1979-80 to 1979-80  
 Don Spring..... 1980-81 to 1983-84  
 Perry Turnbull..... 1984-85 to 1986-87  
 Teppo Numminen..... 1988-89 to 2002-03  
**RECOGNIZED in honor of Teppo  
 Numminen, Jan. 30, 2010**

## 28

Don MacIver..... 1979-80 to 1979-80  
 Gerry Rioux..... 1979-80 to 1979-80  
 Norm Dupont..... 1980-81 to 1982-83  
 Jyrki Seppa..... 1983-84 to 1983-84  
 Ryan Stewart..... 1985-86 to 1985-86  
 Ray Neufeld..... 1985-86 to 1988-89  
 Greg Paslawski..... 1989-90 to 1990-91  
 Bob Joyce..... 1991-92 to 1992-93  
 Kevin McClelland..... 1993-94 to 1993-94  
 Craig Martin..... 1994-95 to 1994-95  
 Craig Muni..... 1995-96 to 1995-96  
 Mike Hudson..... 1996-97 to 1996-97  
 Jimmy Waite..... 1997-98 to 1998-99  
 Landon Wilson..... 2000-01 to 2003-04  
 Mike Leclerc..... 2005-06 to 2005-06  
 Pavel Brendl..... 2005-06 to 2005-06  
 Steven Reinprecht..... 2006-07 to 2008-09  
 Jeff Hoggan..... 2009-10 to 2009-10  
 Lauri Korpikoski..... 2010-11 to 2014-15  
 John Scott..... 2015-16 to 2015-16

## 29

Don MacIver..... 1979-80 to 1979-80  
 Gord Smith..... 1979-80 to 1979-80  
 Danny Geoffrion..... 1980-81 to 1980-81  
 Doug Lecuyer..... 1980-81 to 1980-81  
 Jerry Butler..... 1982-83 to 1982-83  
 Mike Lauen..... 1983-84 to 1983-84  
 Marc Behrend..... 1983-84 to 1985-86  
 Brad Berry..... 1985-86 to 1989-90  
 Mark Osborne..... 1990-91 to 1990-91  
 Rudy Poeschek..... 1990-91 to 1991-92  
 Yan Kaminsky..... 1993-94 to 1993-94  
 Tim Chevelde..... 1993-94 to 1995-96  
 Craig Janney..... 1995-96 to 1995-96  
 Scott Levins..... 1997-98 to 1997-98  
 Louie DeBrusk..... 1998-99 to 2000-01  
 Branko Radivojevic..... 2001-02 to 2003-04  
 Yanick Lehoux..... 2005-06 to 2005-06  
 Tim Jackman..... 2005-06 to 2005-06  
 Steven Reinprecht..... 2005-06 to 2005-06  
 Yanick Lehoux..... 2006-07 to 2006-07  
 Ryan Caldwell..... 2007-08 to 2007-08  
 Brandon Prust..... 2008-09 to 2008-09  
 Lauri Korpikoski..... 2009-10 to 2009-10  
 Garrett Stafford..... 2010-11 to 2010-11  
 Petteri Nokelainen..... 2011-12 to 2011-12  
 Michael Stone..... 2012-13 to 2012-13  
 Jordan Szwarz..... 2013-14 to 2013-14  
 Anders Lindback..... 2015-16 to 2015-16  
 Brendan Perlini..... 2016-17 to 2016-17  
 Mario Kempe..... 2017-18 to 2018-19  
 Barrett Hayton..... 2019-20 to 2019-20

## 30

Gary Smith..... 1979-80 to 1979-80  
 Michel Dion..... 1980-81 to 1980-81  
 Doug Soetaert..... 1983-84 to 1983-84  
 Mark Holden..... 1984-85 to 1984-85  
 Daniel Berthiaume..... 1986-87 to 1989-90  
 Stephane Beauregard..... 1989-90 to 1991-92  
 Jim Hrivnak..... 1992-93 to 1992-93  
 Rickhane Beauregard..... 1993-94 to 1993-94  
 Ed Ronan..... 1995-96 to 1995-96  
 Mikhail Shtalenkov..... 1998-99 to 1999-00  
 Jean-Marc Pelletier..... 2003-04 to 2003-04  
 David LeNeveu..... 2005-06 to 2006-07  
 Ilya Bryzgalov..... 2007-08 to 2010-11  
 Marek Langhamer..... 2015-16 to 2017-18  
 Calvin Pickard..... 2018-19 to 2018-19

## 31

Don MacIver..... 1979-80 to 1979-80  
 Ron Loustel..... 1980-81 to 1980-81  
 Rick Dudley..... 1980-81 to 1980-81  
 Ed Staniowski..... 1981-82 to 1982-83  
 Mike Veisor..... 1983-84 to 1983-84  
 Marc Behrend..... 1985-86 to 1985-86  
 Alain Chevrier..... 1988-89 to 1988-89  
 Rick Tabaracci..... 1990-91 to 1992-93  
 Scott Langkow..... 1995-96 to 1998-99  
 Bob Essensa..... 1999-00 to 1999-00  
 Brad Ralph..... 2000-01 to 2000-01  
 Jean-Guy Trudel..... 2001-02 to 2001-02  
 Curtis Joseph..... 2005-06 to 2006-07  
 Matt Clinie..... 2010-11 to 2010-11  
 Curtis McElhinney..... 2011-12 to 2011-12  
 Chad Johnson..... 2012-13 to 2012-13  
 Mike Lee..... 2014-15 to 2014-15  
 Scott Wedgewood..... 2017-18 to 2017-18  
 Adin Hill..... 2016-17 to 2019-20

## 32

Rick Bowness..... 1980-81 to 1980-81  
 Rick Dudley..... 1980-81 to 1980-81  
 Peter Taglianetti..... 1984-85 to 1989-90  
 Don Barber..... 1990-91 to 1991-92  
 Igor Ulanov..... 1991-92 to 1991-92  
 Mike Eastwood..... 1994-95 to 1996-97  
 Jocelyn Lemieux..... 1996-97 to 1997-98  
 Brad May..... 2000-01 to 2002-03  
 Cale Hulse..... 2003-04 to 2003-04  
 Mikael Tellqvist..... 2006-07 to 2008-09  
 Michal Rozsival..... 2010-11 to 2011-12  
 Nick Johnson..... 2012-13 to 2012-13  
 Brandon Yip..... 2013-14 to 2013-14  
 Tyler Gaudet..... 2014-15 to 2016-17  
 Antti Raanta..... 2017-18 to 2019-20

## 33

Lindsay Middlebrook..... 1979-80 to 1980-81  
 Doug Soetaert..... 1981-82 to 1982-83  
 Eldon Reddick..... 1986-87 to 1988-89  
 Simon Wheeldon..... 1990-91 to 1990-91  
 Mario Marois..... 1991-92 to 1991-92  
 Jim McKenzie..... 1995-96 to 1997-98  
 J.J. Daigneault..... 1998-99 to 1999-00  
 Drake Berehowsky..... 2001-02 to 2001-02  
 Brian Boucher..... 2002-03 to 2005-06  
 Adrian Aucoin..... 2009-10 to 2011-12  
 Brandon Gormley..... 2013-14 to 2014-15  
 Alex Goligoski..... 2016-17 to 2019-20

## 34

Pierre Hamel..... 1979-80 to 1979-80  
 Dave Chartier..... 1980-81 to 1980-81  
 Mark Plantery..... 1980-81 to 1980-81  
 Dave Silk..... 1985-86 to 1985-86  
 Pat Elynuik..... 1987-88 to 1987-88  
 Moe Lemay..... 1988-89 to 1988-89  
 Gord Donnelly..... 1989-90 to 1991-92

## 34

Dean Kennedy.....1991-92 to 1991-92  
Darrin Shannon.....1991-92 to 1997-98  
Ramzi Abid.....2002-03 to 2002-03  
Frank Banham.....2002-03 to 2002-03  
Daniel Winnik.....2007-08 to 2009-10  
Tim Kennedy.....2013-14 to 2013-14  
Klas Dahlbeck.....2014-15 to 2015-16  
Zac Rinaldo.....2017-18 to 2017-18  
Carl Soderberg.....2019-20 to 2019-20

## 35

Markus Mattsson.....1979-80 to 1980-81  
Dan Bouchard.....1985-86 to 1985-86  
Bob Essensa.....1988-89 to 1993-94  
Nikolai Khabibulin.....1994-95 to 1998-99  
Zac Bierk.....2002-03 to 2003-04  
Philippe Sauve.....2005-06 to 2005-06  
Alex Auld.....2007-08 to 2007-08  
Al Montoya.....2008-09 to 2008-09  
Tom Fenton.....2010-11 to 2010-11  
Louis Domingue.....2014-15 to 2017-18  
Darcy Kuemper.....2017-18 to 2019-20

## 36

Iain Duncan.....1986-87 to 1987-88  
Gord Donnelly.....1988-89 to 1988-89  
Moe Lemay.....1988-89 to 1988-89  
Danton Cole.....1989-90 to 1989-90  
Mike Eagles.....1990-91 to 1994-95  
Greg Brown.....1994-95 to 1994-95  
Stewart Malgunas.....1995-96 to 1995-96  
Murray Baron.....1996-97 to 1996-97  
Juha Ylonen.....1996-97 to 2000-01  
Krystofer Kolanos.....2001-02 to 2003-04  
Joakim Lindstrom.....2008-09 to 2008-09  
Rob Klunkhammer.....2012-13 to 2014-15  
Mark Arcobello.....2014-15 to 2014-15  
Jiri Sekac.....2015-16 to 2015-16  
Christian Fischer.....2016-17 to 2019-20

## 37

Steve Penney.....1986-87 to 1987-88  
Tom Draper.....1988-89 to 1989-90  
John LeBlanc.....1991-92 to 1994-95  
Tom Draper.....1995-96 to 1995-96  
Dominic Roussel.....1995-96 to 1995-96  
Dan Focht.....2001-02 to 2002-03  
Georges Laraque.....2006-07 to 2006-07  
Raffi Torres.....2011-12 to 2012-13  
Dustin Jeffrey.....2015-16 to 2015-16

## 38

Brad Jones.....1986-87 to 1989-90  
Guy Larose.....1990-91 to 1990-91  
Luciano Borsato.....1990-91 to 1994-95  
Jason Simon.....1996-97 to 1996-97  
Martin Grenier.....2001-02 to 2001-02  
Scott Pellerin.....2002-03 to 2002-03  
Dave Scatchard.....2005-06 to 2006-07  
Vernon Fiddler.....2009-10 to 2010-11  
Brandon McMillan.....2013-14 to 2013-14  
Lucas Lessio.....2014-15 to 2014-15  
Christian Thomas.....2015-16 to 2015-16  
Nick Merkley.....2017-18 to 2017-18

## 39

Randy Gilhen.....1986-87 to 1988-89  
Doug Evans.....1989-90 to 1991-92  
Mark Visheau.....1993-94 to 1993-94  
Iain Fraser.....1995-96 to 1995-96  
Pat Jablonski.....1996-97 to 1996-97  
Brad Tiley.....1997-98 to 1998-99  
Travis Green.....1999-00 to 2000-01  
Erik Westrum.....2003-04 to 2003-04  
Zbynek Michalek.....2005-06 to 2005-06  
Niko Kapanen.....2007-08 to 2007-08  
Garth Murray.....2008-09 to 2008-09

## 39

Brett MacLean.....2010-11 to 2010-11  
Brendan Shinnimin.....2014-15 to 2014-15  
Joel Hanley.....2017-18 to 2017-18

## 40

Joel Baillargeon.....1986-87 to 1987-88  
Steve Fletcher.....1988-89 to 1988-89  
Bryan Marchment.....1988-89 to 1988-89  
Evgeny Davydov.....1991-92 to 1991-92  
Patrick DesRochers.....2001-02 to 2002-03  
Jean-Marc Pelletier.....2002-03 to 2002-03  
Mike Ricci.....2005-06 to 2006-07  
Mark Visentin.....2013-14 to 2013-14  
Devan Dubnyk.....2014-15 to 2014-15  
Alex Tanguay.....2015-16 to 2015-16  
Justin Peters.....2016-17 to 2016-17  
Michael Grabner.....2018-19 to 2019-20

## 41

Todd Fliche.....1987-88 to 1987-88  
Paul Boutilier.....1987-88 to 1988-89  
Viktor Tikhonov.....2008-09 to 2008-09  
Mike Smith.....2011-12 to 2016-17

## 42

Matt Hervey.....1988-89 to 1988-89  
Oleg Mikulchik.....1993-94 to 1994-95  
Robert Esche.....1998-99 to 2001-02  
Josh Tordjman.....2008-09 to 2008-09  
Eric Selleck.....2015-16 to 2015-16  
Aaron Ness.....2019-20 to 2019-20

## 43

Ravil Gusmanov.....1995-96 to 1995-96  
Darcy Wakaluk.....1996-97 to 1996-97  
Mike Stutzel.....2003-04 to 2003-04  
Marc-Antoine Pouliot.....2011-12 to 2011-12  
Mike McKenna.....2014-15 to 2014-15  
Dakota Mermis.....2017-18 to 2018-19

## 44

Dave Babych.....1980-81 to 1985-86  
Shawn Cronin.....1989-90 to 1991-92  
Norm Maciver.....1995-96 to 1997-98  
Andrei Vasilyev.....1998-99 to 1998-99  
Andrei Nazarov.....2001-02 to 2003-04  
Nick Boynton.....2006-07 to 2007-08  
Kurt Sauer.....2008-09 to 2009-10  
Chris Brown.....2012-13 to 2013-14  
B.J. Crombeen.....2014-15 to 2014-15  
Kevin Connauton.....2015-16 to 2018-19

## 45

Craig Duncanson.....1990-91 to 1990-91  
Anatoli Fedotov.....1992-93 to 1992-93  
Jason Jaspers.....2001-02 to 2001-02  
Brad Ference.....2002-03 to 2003-04  
Dmitri Kalinin.....2008-09 to 2008-09  
Andrew Campbell.....2014-15 to 2014-15  
Stefan Elliott.....2015-16 to 2015-16  
Josh Archibald.....2017-18 to 2018-19

## 46

Brent Hughes.....1988-89 to 1989-90  
Pat Jablonski.....1996-97 to 1996-97  
J.F. Jomphe.....1998-99 to 1998-99  
Dylan Reese.....2014-15 to 2014-15  
Trevor Murphy.....2017-18 to 2017-18  
Ilya Lyubushkin.....2018-19 to 2019-20

## 47

Todd Fliche.....1988-89 to 1988-89  
Tony Joseph.....1988-89 to 1988-89  
Tavis Hansen.....1994-95 to 1994-95  
.....1996-97 to 1996-97  
.....1998-99 to 1998-99  
Alex Grant.....2015-16 to 2015-16

## 48

Jason Cirone.....1991-92 to 1991-92  
Sean Gagnon.....1997-98 to 1998-99  
Jordan Martinook.....2014-15 to 2017-18

## 49

Joe Dziedzic.....1998-99 to 1998-99  
Jason Jaspers.....2001-02 to 2001-02  
Brian Savage.....2001-02 to 2003-04  
Alexandre Bolduc.....2011-12 to 2012-13  
.....2014-15 to 2014-15

## 50

Rob Murray.....1991-92 to 1992-93  
Craig Fisher.....1993-94 to 1993-94  
Ravil Gusmanov.....1995-96 to 1995-96  
Trevor Letowski.....1998-99 to 1998-99  
Matt Watkins.....2011-12 to 2011-12  
Antoine Vermette.....2011-12 to 2015-16

## 52

Dallas Eakins.....1992-93 to 1992-93  
Jason Doig.....1995-96 to 1995-96  
Martin Grenier.....2002-03 to 2002-03  
Nolan Yonkman.....2010-11 to 2010-11

## 53

Derek Morris.....2005-06 to 2013-14

## 54

Daniel Briere.....1997-98 to 1997-98

## 55

Mark Osiecki.....1992-93 to 1992-93  
Arto Blomsten.....1993-94 to 1994-95  
Jason Doig.....1995-96 to 1998-99  
Danny Markov.....2001-02 to 2002-03  
Matt Jones.....2005-06 to 2005-06  
Ed Jovanovski.....2006-07 to 2010-11  
Jason Demers.....2017-18 to 2019-20

## 57

Goran Bezina.....2003-04 to 2003-04

## 58

Michael Bunting.....2018-19 to 2018-19

## 60

Michal Grosek.....1993-94 to 1993-94  
Niklas Treutle.....2015-16 to 2015-16

## 61

Sergei Plotnikov.....2015-16 to 2015-16

## 62

Jean-Guy Trudel.....1999-00 to 1999-00

## 63

Radoslav Suchy.....1999-00 to 1999-00  
Mike Ribeiro.....2013-14 to 2013-14

## 64

Darrin Shannon.....1991-92 to 1991-92  
Wyatt Smith.....1999-00 to 1999-00

## 67

Lawson Crouse.....2016-17 to 2019-20

## 70

Kevin Sawyer.....1999-00 to 1999-00

## 71

Petteri Nokelainen.....2009-10 to 2009-10

## 72

Jeff Christian.....1997-98 to 1997-98

## 73

Steven Goertzen.....2008-09 to 2008-09

## 75

Michal Grosek.....1994-95 to 1995-96  
Pete Vandermeer.....2007-08 to 2007-08  
Kyle Capobianco.....2017-18 to 2019-20

## 76

Travis Roche.....2006-07 to 2006-07  
Laurent Dauphin.....2015-16 to 2016-17

## 77

Cliff Ronning.....1996-97 to 1998-99  
Chris Gratton.....2002-03 to 2003-04  
Travis Roche.....2006-07 to 2006-07  
Anthony DeAngelo.....2016-17 to 2016-17

## 79

Jordan Gross.....2019-20 to 2019-20

## 81

Marcel Hossa.....2007-08 to 2007-08  
Phil Kessel.....2019-20 to 2019-20

## 82

Jordan Oesterle.....2018-19 to 2019-20

## 83

Conor Garland.....2018-19 to 2019-20

## 86

Wojtek Wolski.....2009-10 to 2010-11  
Josh Jooris.....2016-17 to 2016-17

## 88

Peter Mueller.....2007-08 to 2009-10  
Jamie McGinn.....2016-17 to 2016-17

## 89

Darren Turcotte.....1995-96 to 1995-96  
Mike Comrie.....2003-04 to 2006-07  
Mikkel Boedker.....2008-09 to 2015-16

## 90

Joé Juneau.....2000-01 to 2000-01  
Enver Lisin.....2006-07 to 2006-07

## 91

Kris Draper.....1991-92 to 1992-93  
Oleg Saprykin.....2005-06 to 2006-07  
Kyle Turris.....2007-08 to 2011-12  
Alexander Burmistrov.....2016-17 to 2016-17  
Taylor Hall.....2019-20 to 2019-20

## 92

Rick Tocchet.....1997-98 to 1997-98

## 93

Petr Nedved.....2005-06 to 2005-06

## 94

Sergei Berezin.....2001-02 to 2001-02  
Yanic Perreault.....2006-07 to 2006-07

## 97

Jeremy Roenick.....1996-97 to 2000-01  
.....2006-07 to 2006-07

**RECOGNIZED in honor of Jeremy Roenick, Feb. 11, 2012**

## 99

Rick Dudley.....1980-81 to 1980-81  
**RETIRED by the NHL in honor of Wayne Gretzky, Apr. 18, 1999**

## 1979

Pick	Overall	Player	Position	Birthdate	Drafted From
1	1	Peter Marsh	RW	Dec. 21, 1956	Montreal
2	8	Lindsay Middlebrook	G	Sept. 7, 1955	NY Rangers
3	9	Bobby Hull	LW	Jan. 3, 1939	Chicago
4	16	Al Cameron	D	Oct. 21, 1955	Detroit
5	17	Dave Hoyda	LW	May 20, 1957	Philadelphia
6	24	Jim Roberts	RW	June 8, 1956	Minnesota
7	25	Lorne Stamler	LW	Aug. 9, 1951	Toronto
8	32	Mark Heaslip	RW	Dec. 26, 1951	Los Angeles
9	33	Pierre Hamel	G	Sept. 16, 1952	Toronto
10	40	Gord McTavish	C	June 3, 1954	St. Louis
11	41	Gord Smith	D	Nov. 17, 1949	Washington
12	48	Clark Hamilton	LW	Jan. 12, 1955	Detroit
13	49	Jim Cunningham	LW	Aug. 15, 1956	Philadelphia
14	56	Dennis Abgrall	RW	Apr. 24, 1956	Los Angeles
15	57	Bill Riley	RW	Sept. 20, 1950	Washington
16	64	Gene Carr	LW	Sept. 17, 1951	Atlanta
17	65	Hilliard Graves	RW	Oct. 18, 1950	Vancouver

## ENTRY DRAFT SELECTIONS

## 1979

Rnd	Overall	Player	Position	Birthdate	Drafted From
1	19	Jimmy Mann	RW	Apr. 17, 1959	Sherbrooke (QMJHL)
2	40	Dave Christian	C	May 12, 1959	U. of North Dakota (WCHA)
3	61	Bill Whelton	D	Aug. 28, 1959	Boston U. (H.E.)
4	82	Pat Daley	LW	Mar. 27, 1959	Montreal (QMJHL)
5	103	Thomas Steen	C	June 8, 1960	Leksand (Sweden)
6	124	Tim Watters	D	July 25, 1959	Michigan Tech Univ. (WCHA)

## 1980

Rnd	Overall	Player	Position	Birthdate	Drafted From
1	2	Dave Babych	D	May 23, 1961	Portland (WHL)
2	23	Moe Mantha	D	Jan. 21, 1961	Toronto (OHL)
3	44	Murray Eaves	C	May 10, 1960	U. of Michigan (CCHA)
4	65	Guy Fournier	C	Jan. 30, 1962	Shawinigan (QMJHL)
5	86	Glen Ostir	D	Jan. 14, 1961	Portland (WHL)
6	107	Ron Loustel	G	Mar. 7, 1962	Saskatoon (WHL)
7	128	Brian Mullen	LW	Mar. 16, 1962	New York Westsiders (MJHL)
7	135	Mike Lauen	RW	Feb. 9, 1961	Michigan Tech Univ. (WCHA)
8	149	Sandy Beadle	LW	July 12, 1960	Northeastern Univ. (H.E.)
9	170	Edward Christian	C	Jan. 4, 1962	Warroad H.S. (Minn.)
10	191	Dave Chartier	C	Feb. 15, 1961	Brandon (WHL)

## 1981

Rnd	Overall	Player	Position	Birthdate	Drafted From
1	1	Dale Hawerchuk	C	Apr. 4, 1963	Cornwall (QMJHL)
2	22	Scott Arniel	C/LW	Sept. 17, 1962	Cornwall (QMJHL)
3	43	Jyrki Seppa	D	Nov. 14, 1961	Ilves (Finland)
4	64	Kirk McCaskill	C	Apr. 9, 1961	U. of Vermont (ECAC)
5	85	Marc Behrend	G	Jan. 11, 1961	U. of Wisconsin (WCHA)
6	106	Bob O'Connor	G	Apr. 2, 1961	Boston College (H.E.)
7	127	Peter Nilsson	C	June 10, 1962	Hammarby (Sweden)
8	148	Dan McFall	C	Apr. 8, 1963	Buffalo Jr. Sabres
9	169	Greg Dick	G	Mar. 2, 1962	St. Marys H.S. (Minn.)
10	190	Vladimir Kadlec	D	Jan. 3, 1962	TJ Vitkovice (Czech.)
10	211	Dave Kirwin	D	May 10, 1963	Irondale H.S. (Minn.)

## 1982

Rnd	Overall	Player	Position	Birthdate	Drafted From
1	12	Jim Kyte	D	Mar. 21, 1964	Cornwall (OHL)
4	74	Tom Martin	LW	May 11, 1964	Kelowna (BC Tier II)
4	75	Dave Ellett	D	Mar. 30, 1964	Ottawa (Tier II)
5	96	Tim Mishler	C	Oct. 3, 1963	E. Grand Forks H.S. (Minn.)
7	138	Derek Ray	RW	Oct. 10, 1963	Seattle Jr. B (Tier II)
8	159	Guy Gosselin	D	Jan. 6, 1964	John Marshall H.S. (Minn.)
9	180	Tom Ward	D	Jan. 16, 1964	Richfield H.S. (Minn.)
10	201	Michael Savage	LW	Apr. 8, 1964	Sudbury (OHL)
11	222	Bob Shaw	RW	Feb. 6, 1964	Penticton (BCJHL)
12	243	Jan Ericsson	C/LW	Sept. 2, 1962	AIK (Sweden)



## 1983

Rnd	Overall	Player	Position	Birthdate	Drafted From
1	8	Andrew McBain	RW	Jan. 18, 1965	North Bay (OHL)
1	14	Bobby Dollas	D	Jan. 31, 1965	Laval (QHL)
2	29	Brad Berry	D	Apr. 1, 1965	St. Albert Jrs. (Tier II)
3	43	Peter Taglianetti	D	Aug. 15, 1963	Providence College (H.E.)
4	69	Bob Essensa	G	Jan. 14, 1965	Henry Carr H.S. (Ont.)
5	89	Harry Armstrong	D	Jan. 30, 1965	Dubuque Jrs. (Minn.)
6	109	Joel Baillargeon	LW	Oct. 6, 1964	Hull (QHL)
7	129	Iain Duncan	LW	Oct. 6, 1964	North York (Ont.)
8	149	Ron Pessetti	D	Apr. 3, 1963	Western Michigan (CCHA)
9	169	Todd Flichel	D	Sept. 14, 1964	Gloucester Jrs. (Tier II)
10	189	Cory Wright	RW	June 10, 1965	Dubuque Jrs. (Minn.)
11	209	Eric Cormier	LW	June 10, 1964	St. Georges (Que.)
12	229	Jamie Husgen	D	Oct. 13, 1964	Des Moines

## 1984

Rnd	Overall	Player	Position	Birthdate	Drafted From
2	30	Peter Douris	C	Feb. 19, 1966	U. of New Hampshire (H.E.)
4	68	Chris Mills	D	May 30, 1966	Bramalea Jr. B
4	72	Sean Clement	D	Feb. 26, 1966	Brockville Jr. A
5	93	Scott Schneider	C	May 18, 1965	Colorado College (WCHA)
5	99	Brent Severyn	D	Feb. 22, 1966	Seattle (WHL)
6	114	Gary Lorden	D	Jan. 17, 1966	Bishop Hendrickson H.S.
7	135	Luciano Borsato	C	Jan. 7, 1966	Bramalea Jr. B
8	156	Brad Jones	C	June 26, 1965	U. of Michigan (CCHA)
9	177	Gord Whitaker	RW	Jan. 24, 1966	Colorado College (WCHA)
10	197	Rick Frost	LW	June 5, 1965	Melville Jr. A
11	218	Mike Warus	RW	Nov. 16, 1964	Lake Superior College (CCHA)
12	238	Jim Edmonds	G	July 8, 1965	Cornell U. (ECAC)

## 1985

Rnd	Overall	Player	Position	Birthdate	Drafted From
1	18	Ryan Stewart	C	June 1, 1967	Kamloops (WHL)
2	39	Roger Ohman	D	June 5, 1967	Leksand (Sweden)
3	60	Daniel Berthiaume	G	Jan. 26, 1966	Chicoutimi (QMJHL)
4	81	Fredrik Olausson	D	Oct. 5, 1966	Farjestad (Sweden)
5	102	John Borrell	RW	Mar. 23, 1967	Burnsville H.S.
6	123	Danton Cole	C	Jan. 10, 1967	Aurora Jr. A
7	144	Brent Mowery	LW	Mar. 10, 1966	Summerland
8	165	Tom Draper	G	Nov. 22, 1966	U. of Vermont (ECAC)
9	186	Nevin Kardum	C	Mar. 30, 1967	Henry Carr H.S.
10	207	Dave Quigley	G	Jan. 17, 1965	U. of Moncton
11	228	Chris Norton	D	Apr. 11, 1965	Cornell U. (ECAC)
12	249	Anssi Melametsa	C	June 21, 1961	HIFK (Finland)

## 1986

Rnd	Overall	Player	Position	Birthdate	Drafted From
1	8	Pat Elynuik	RW	Oct. 30, 1967	Prince Albert (WHL)
2	29	Teppo Numminen	D	July 3, 1968	Tappara (Finland)
3	50	Esa Palosaari	RW	Jan. 16, 1968	Karpat (Finland)
4	71	Hannu Jarvenpaa	RW	May 19, 1963	Karpat (Finland)
5	92	Craig Endean	LW	Apr. 13, 1968	Seattle (WHL)
6	113	Robbie Bateman	RW	Jan. 2, 1968	St. Laurent H.S.
8	155	Frank Furlan	G	Mar. 8, 1968	Sherwood Park (Alberta)
9	176	Mark Green	C	Dec. 26, 1967	New Hampton
10	197	John Blue	G	Feb. 19, 1966	U. of Minnesota (WCHA)
11	218	Matt Cote	D	Jan. 19, 1966	Lake Superior (CCHA)
12	239	Arto Blomsten	D	Mar. 16, 1965	Djurgarden (Sweden)

## 1987

Rnd	Overall	Player	Position	Birthdate	Drafted From
1	16	Brian Marchment	D	May 1, 1969	Belleville (OHL)
2	37	Patrik Erickson	C	Mar. 13, 1969	Brynas (Sweden)
4	79	Don McLennan	D	Oct. 4, 1968	U. of Denver (WCHA)
5	96	Ken Gernander	C	June 30, 1969	Greenway H.S.
5	100	Darrin Amundson	C	Nov. 9, 1968	Duluth East H.S.
6	121	Joe Harwell	D	Nov. 21, 1968	Murray Hill H.S.
7	142	Tod Hartje	C	Feb. 27, 1968	Harvard U. (ECAC)
8	163	Markku Kyllonen	RW	Feb. 2, 1962	Karpat (Finland)
9	184	Jim Fernholz	RW	Mar. 16, 1969	White Bear Lake H.S.
11	226	Roger Rougelot	G	July 13, 1968	Madison Jrs.
12	247	Hans Goran Elo	G	June 27, 1966	Djurgarden (Sweden)

## 1988

Rnd	Overall	Player	Position	Birthdate	Drafted From
1	10	Teemu Selanne	RW	July 3, 1970	Jokerit (Finland)
2	31	Russell Romaniuk	LW	June 9, 1970	St. Boniface Jr. A
3	52	Stephane Beauregard	G	Jan. 10, 1968	St-Jean (QMJHL)
4	73	Brian Hunt	C	Feb. 12, 1969	Oshawa (OHL)
5	94	Anthony Joseph	RW	Mar. 1, 1969	Oshawa (OHL)
5	101	Benoit Lebeau	LW	June 4, 1968	Merrimack College
6	115	Ronald Jones	RW	Feb. 7, 1969	Windsor (OHL)
7	127	Markus Akerblom	C	Nov. 22, 1969	Bjorkloven (Sweden)
7	136	Jukka Marttila	D	Apr. 15, 1968	Tappara (Finland)
8	157	Mark Smith	C	Oct. 13, 1969	Trinity (USS)
9	178	Mike Helber	C	June 23, 1970	Ann Arbor (USS)
10	199	Pavel Kostichkin	C	Nov. 9, 1968	CSKA (USSR)
11	220	Kevin Heise	LW	Sept. 9, 1968	Lethbridge (WHL)
12	241	Kyle Galloway	D	Nov. 10, 1969	U. of Manitoba

## 1989

Rnd	Overall	Player	Position	Birthdate	Drafted From
1	4	Stu Barnes	C	Dec. 25, 1970	Tri-Cities (WHL)
2	25	Dan Ratushny	D	Oct. 29, 1970	Cornell U. (ECAC)
3	46	Jason Cirone	C	Feb. 21, 1971	Cornwall (OHL)
3	62	Kris Draper	C	May 24, 1971	Canadian National
4	64	Mark Brownschidle	D	Oct. 26, 1970	Boston U. (H.E.)
4	69	Alain Roy	G	Feb. 6, 1970	Harvard U. (ECAC)
6	109	Dan Bylsma	LW	Sept. 19, 1970	Bowling Green (CCHA)
7	130	Pekka Peltola	RW	June 24, 1965	HPK (Finland)
7	131	Doug Evans	D	July 12, 1971	Michigan U. (CCHA)
8	151	Jim Solly	C	Mar. 19, 1970	Bowling Green (CCHA)
9	172	Stephane Gauvin	LW	Apr. 16, 1970	Cornell U. (ECAC)
10	193	Joe Larson	C	Aug. 17, 1970	Minnetonka (USS)
11	214	Bradley Podiak	LW	Mar. 26, 1971	Wayzata (USS)
12	235	Evgeny Davydov	RW	May 27, 1967	CSKA (USSR)
12	240	Sergei Kharin	RW	Feb. 20, 1963	Krylja Sovetov (USSR)

## 1990

Rnd	Overall	Player	Position	Birthdate	Drafted From
1	19	Keith Tkachuk	LW	Mar. 28, 1972	Malden Catholic (USS)
2	35	Mike Muller	D	Sept. 18, 1971	Wayzata (USS)
4	74	Roman Meluzin	RW	June 17, 1972	Zetor (Czech.)
4	75	Scott Levins	RW	Jan. 30, 1970	Tri-City (WHL)
4	77	Alexei Zhamnov	C	Oct. 1, 1970	Dynamo Moscow (USSR)
5	98	Craig Martin	RW	Jan. 21, 1971	Hull (QMJHL)
6	119	Daniel Jardeyr	D	May 28, 1971	Uppsala (Sweden)
7	140	John Lilley	C	Aug. 3, 1972	Cushing Academy (USS)
8	161	Henrik Andersson	D	Jan. 19, 1970	Vasteras (Sweden)
9	182	Rauli Raitanen	C	Jan. 14, 1970	Assat (Finland)
10	203	Mika Alatalo	LW	June 11, 1971	Kookoo (Finland)
11	224	Sergei Selyanin	D	Oct. 20, 1966	Khimik (USSR)
12	245	Keith Morris	C	Apr. 24, 1971	Alaska-Anchorage (NCAA)

## 1991

Rnd	Overall	Player	Position	Birthdate	Drafted From
1	5	Aaron Ward	D	Jan. 17, 1973	Michigan Univ. (CCHA)
3	49	Dmitri Filimonov	D	Oct. 14, 1971	Dynamo Moscow (USSR)
5	91	Juha Ylonen	C	Feb. 13, 1972	Kiekko-Espoo (Finland)
5	99	Yan Kaminsky	LW	July 28, 1971	Dynamo Moscow (USSR)
6	115	Jeff Sebastian	D	Nov. 21, 1971	Seattle (WHL)
8	159	Jeff Ricciardi	D	June 22, 1971	Ottawa (OHL)
9	181	Sean Gauthier	G	Mar. 28, 1971	Kingston (OHL)
10	203	Igor Ulanov	D	Oct. 1, 1969	Khimik (USSR)
11	225	Jason Jennings	RW	Mar. 16, 1971	Western Michigan (CCHA)
12	247	Sergei Sorokin	D	Oct. 2, 1969	Dynamo Moscow (USSR)

## 1992

Rnd	Overall	Player	Position	Birthdate	Drafted From
1	17	Sergei Bautin	D	Mar. 11, 1967	Dynamo Moscow (CIS)
2	27	Boris Mironov	D	Mar. 21, 1972	CSKA (CIS)
3	60	Jeremy Stevenson	LW	July 28, 1974	Cornwall (OHL)
4	84	Mark Visheau	D	June 27, 1973	London (OHL)
6	132	Alexander Alexeyev	D	Mar. 21, 1974	Sokol (CIS)
7	155	Artur Oktyabrev	D	Nov. 26, 1973	CSKA (CIS)
7	156	Andrei Ralsky	C	Mar. 30, 1970	Torpedo Ust-Kamenogorsk (CIS)
9	204	Nikolai Khabibulin	G	Jan. 13, 1973	CSKA (CIS)
10	228	Yevgeny Garanin	C	Aug. 3, 1973	Khimik (CIS)
10	229	Teemu Numminen	C	Dec. 23, 1973	Stoneham (USS)
11	252	Andrei Karpovtsev	LW	Feb. 25, 1974	Dynamo-2 Moscow (CIS)
11	254	Ivan Vologzhaninov	RW	Apr. 7, 1974	Sokol (CIS)

## 1993

Rnd	Overall	Player	Position	Birthdate	Drafted From
1	15	Mats Lindgren	C	Oct. 1, 1974	Skelleftea (Sweden)
2	31	Scott Langkow	G	Apr. 21, 1975	Portland (WHL)
2	43	Alexei Budayev	C	Apr. 24, 1975	Kristall Elektrostal (CIS)
4	79	Ruslan Batyrshin	D	Feb. 19, 1975	Dynamo-2 Moscow (CIS)
4	93	Ravil Gusmanov	RW	July 25, 1972	Traktor (CIS)
5	119	Larry Courville	LW	Apr. 2, 1975	Newmarket (OHL)
6	145	Michal Grosek	LW	June 1, 1975	ZPS Zlin (Czech Republic)
7	171	Martin Woods	D	May 14, 1975	Victoriaville (QMJHL)
8	197	Adrian Murray	D	Sept. 14, 1975	Newmarket (OHL)
9	217	Vladimir Potapov	RW	June 21, 1975	Kristall Elektrostal (CIS)
9	223	Ilya Stashenkov	D	Aug. 26, 1974	Krylja Sovetov (CIS)
9	228	Harijs Vitolinsh	C	Apr. 30, 1968	Chur (Switzerland)
11	285	Russ Hewson	LW	Jan. 12, 1975	Swift Current (WHL)

## 1994

Rnd	Overall	Player	Position	Birthdate	Drafted From
2	30	Deron Quint	D	Mar. 24, 1976	Seattle (WHL)
3	56	Dorian Anneck	C	Apr. 24, 1976	Victoria (WHL)
3	58	Tavis Hansen	C	June 17, 1975	Tacoma (WHL)
4	82	Steve Cheredaryk	D	Nov. 20, 1975	Medicine Hat (WHL)
5	108	Craig Mills	RW	Aug. 27, 1976	Belleville (OHL)
6	143	Steve Vezina	G	Oct. 25, 1975	Beauport (QMJHL)
6	146	Chris Kibermanis	D	Mar. 24, 1976	Red Deer (WHL)
8	186	Ramil Saifullin	C	Apr. 8, 1976	Avangard (CIS)
9	212	Henrik Smangs	G	Jan. 19, 1976	Leksand (Sweden)
10	238	Mike Mader	D	Nov. 7, 1975	Loomis (USS)
11	264	Jason Issel	LW	Mar. 1, 1976	Prince Albert (WHL)

## 1995

Rnd	Overall	Player	Position	Birthdate	Drafted From
1	7	Shane Doan	RW	Oct. 10, 1976	Kamloops (WHL)
2	32	Marc Chouinard	C	May 6, 1977	Beauport (QMJHL)
2	34	Jason Doig	D	Jan. 29, 1977	Laval (QMJHL)
3	67	Brad Isbister	RW	May 7, 1977	Portland (WHL)
4	84	Justin Kurtz	D	Jan. 14, 1977	Brandon (WHL)
5	121	Brian Elder	G	June 8, 1976	Brandon (WHL)
6	136	Sylvain Daigle	G	Oct. 20, 1976	Shawinigan (QMJHL)
7	162	Paul Traynor	D	Sept. 14, 1977	Kitchener (OHL)
8	188	Jaroslav Obsut	D	Sept. 3, 1976	N. Battleford (SJHL)
8	189	Fredrik Loven	C	Mar. 14, 1977	Djurgarden (Sweden)
9	214	Rob DeCiantis	C	June 11, 1977	Kitchener (OHL)

## 1996

Rnd	Overall	Player	Position	Birthdate	Drafted From
1	11	Dan Focht	D	Dec. 31, 1977	Tri-City (WHL)
1	24	Daniel Briere	C	Oct. 6, 1977	Drummondville (QMJHL)
3	62	Per-Anton Lundstrom	D	Sept. 29, 1977	Mo Do (Sweden)
5	119	Richard Lintner	D	Nov. 15, 1977	Trencin Jr. (Slovakia Jrs.)
6	139	Robert Esche	G	Jan. 22, 1978	Detroit (OHL)
7	174	Trevor Letowski	C	Apr. 5, 1977	Sarnia (OHL)
8	200	Nicholas Lent	RW	June 10, 1977	Omaha Jr. A (USHL)
9	226	Marc-Etienne Hubert	C	Apr. 20, 1978	Laval (QMJHL)

## 1997

Rnd	Overall	Player	Position	Birthdate	Drafted From
2	43	Juha Gustafsson	D	Apr. 26, 1979	Keikko-Espoo (Finland)
4	96	Scott McCallum	D	Feb. 15, 1979	Tri-City (WHL)
5	123	Curtis Suter	D	Aug. 5, 1979	Spokane (WHL)
6	151	Robert Francz	LW	Mar. 30, 1978	Peterborough (OHL)
8	207	Alex Andreyev	D	Sept. 14, 1979	Weyburn (SJHL)
9	233	Wyatt Smith	C	Feb. 13, 1977	U. of Minnesota (WCHA)

## 1998

Rnd	Overall	Player	Position	Birthdate	Drafted From
1	14	Patrick DesRochers	G	Oct. 27, 1979	Sarnia (OHL)
2	43	Ossi Vaananen	D	Aug. 8, 1980	Jokerit Jr. (Finland Jr.)
3	73	Pat O' Leary	C	Sept. 2, 1979	Armstrong HS (USHSW)
4	100	Ryan Vanbuskirk	D	Jan. 12, 1980	Sarnia (OHL)
5	115	Jay Leach	D	Sept. 2, 1979	Providence College (H.E.)
5	116	Josh Blackburn	G	Nov. 13, 1978	Lincoln (USHL Jr. A)
5	129	Robert Schnabel	D	Nov. 10, 1978	Red Deer (WHL)
6	160	Rickard Wallin	C	Apr. 19, 1980	Farjestad Jr. (Swe. Jr.)
7	187	Erik Westrum	C	July 26, 1979	Minnesota (WCHA)
8	214	Justin Hansen	RW	June 11, 1980	Moose Jaw (WHL)

## 1999

Rnd	Overall	Player	Position	Birthdate	Drafted From
1	15	Scott Kelman	C	May 7, 1981	Seattle (WHL)
1	19	Kirill Safronov	D	Feb. 26, 1981	St. Petersburg (Russian Sr.)
2	53	Brad Ralph	LW	Oct. 17, 1980	Oshawa (OHL)
3	71	Jason Jaspers	C	Apr. 8, 1981	Sudbury (OHL)
4	116	Ryan Lauzon	C	Oct. 8, 1980	Hull (QMJHL)
4	123	Preston Mizzi	C	Dec. 22, 1980	Peterborough (OHL)
6	168	Erik Lewerstrom	D	May 28, 1980	Grums (Sweden)
8	234	Goran Bezina	D	Mar. 21, 1980	HC Fribourg-Gotteron (Swiss)
9	262	Alexei Litvinenko	D	Mar. 7, 1980	Torpedo (Kzak)

## 2000

Rnd	Overall	Player	Position	Birthdate	Drafted From
1	19	Krystofer Kolanos	C	July 27, 1981	Boston College (H.E.)
2	53	Alexander Tatarinov	RW	Apr. 14, 1982	Yaroslavl 2 (Russia)
3	85	Ramzi Abid	LW	Mar. 24, 1980	Halifax (QMJHL)
5	160	Nate Kiser	D	May 4, 1982	Plymouth (OHL)
6	186	Brent Gauvreau	C	June 29, 1980	Oshawa (OHL)
7	217	Igor Samoilov	D	Jan. 23, 1982	Yaroslavl (Russia)
8	249	Sami Venalainen	RW	Oct. 14, 1981	Tappara Jr. (Finland)
9	281	Peter Fabus	C	July 15, 1979	Dukla Trencin (Slovakia)

## 2001

Rnd	Overall	Player	Position	Birthdate	Drafted From
1	11	Fredrik Sjostrom	RW	May 6, 1983	Frolunda (Sweden)
2	31	Matthew Spiller	D	Feb. 7, 1983	Seattle (WHL)
2	45	Martin Podlesak	C	Sept. 26, 1982	Lethbridge (WHL)
3	78	Beat Forster	D	Feb. 2, 1983	Davos (Swiss)
5	148	David Klema	C	Apr. 3, 1982	Des Moines (USHL)
6	180	Scott Polaski	RW	Aug. 4, 1982	Sioux City (USHL)
7	210	Steve Belanger	G	May 20, 1983	Kamloops (WHL)
8	243	Frantisek Lukes	LW	Sept. 25, 1982	Toronto (OHL)
9	273	Severin Blindenbacher	D	Mar. 15, 1983	Kloten (Swiss)

## 2002

Rnd	Overall	Player	Position	Birthdate	Drafted From
1	19	Jakub Koreis	C	June 26, 1984	Plezen (CZE)
1	23	Ben Eager	LW	Jan. 22, 1984	Oshawa (OHL)
2	46	David LeNeveu	G	May 23, 1983	Cornell University (ECAC)
3	70	Joe Callahan	D	Dec. 20, 1982	Yale University (ECAC)
3	80	Matt Jones	D	Aug. 8, 1983	North Dakota (WCHA)
4	97	Lance Monych	RW	July 25, 1984	Brandon (WHL)
5	132	John Zeiler	RW	Nov. 21, 1982	Sioux City (USHL)
6	186	Jeff Pietrasiak	G	Apr. 5, 1983	Berkshire (USHSE)
7	216	Ladislav Kouba	LW	Sept. 10, 1983	Red Deer (WHL)
8	249	Marcus Smith	D	Jan. 14, 1983	Kitchener (OHL)
9	280	Russell Spence	C	Jan. 1, 1982	Opaskwayak (OCN) (MJHL)

## 2003

Rnd	Overall	Player	Position	Birthdate	Drafted From
3	77	Tyler Redenbach	C/LW	Sept. 25, 1984	Swift Current (WHL)
3	80	Dmitri Pestunov	C	Jan. 22, 1985	Magnitogorsk (Russia)
4	115	Liam Lindstrom	C	Jan. 12, 1985	Mora (Sweden)
6	178	Ryan Gibbons	RW	Jan. 1, 1985	Seattle (WHL)
7	208	Randall Gelech	C/RW	Feb. 2, 1984	Kelowna (WHL)
8	242	Eduard Lewandowski	LW	May 3, 1980	Koln (Germany)
9	272	Sean Sullivan	D	Mar. 29, 1984	St. Sebastian's (USHSE)
9	290	Loic Burkhalter	C	Feb. 11, 1980	Ambri (Swiss)

## 2004

Rnd	Overall	Player	Position	Birthdate	Drafted From
1	5	Blake Wheeler	RW	Aug. 31, 1986	Breck (USHSW)
2	35	Logan Stephenson	D	Feb. 19, 1986	Tri-City (WHL)
2	50	Enver Lisin	RW	Apr. 22, 1986	Saratov (Russia)
4	103	Roman Tomanek	RW	Jan. 28, 1986	Povazka Bystrica (Slovakia)
4	119	Kevin Porter	C/LW	Mar. 12, 1986	US National Under-18 (USA)
6	168	Kevin Cormier	LW	Jan. 27, 1986	Moncton Jr A (MJHL)
7	199	Chad Kolarik	C	Jan. 26, 1986	US National Under-18 (USA)
8	240	Aaron Gagnon	C	Apr. 24, 1986	Seattle (WHL)
9	261	William Engasser	LW	Sept. 25, 1985	Blake (USHSW)
9	265	Daniel Winnik	C/LW	Mar. 6, 1985	New Hampshire (H.E.)

## 2005

Rnd	Overall	Player	Position	Birthdate	Drafted From
1	17	Martin Hanzal	C	Feb. 20, 1987	Budejovice Jr. (Czech Rep.)
2	59	Pier-Olivier Pelletier	G	Apr. 8, 1987	Drummondville (QMJHL)
4	105	Keith Yandle	D	Sept. 9, 1986	Cushing Academy (USHSE)
5	148	Anton Krysanov	C	Mar. 25, 1987	Togliatti (Russia)
7	212	Pat Brosnihan	RW	Aug. 20, 1986	Worcester Academy (USHSE)

## 2006

Rnd	Overall	Player	Position	Birthdate	Drafted From
1	8	Peter Mueller	C	Apr. 14, 1988	Everett (WHL)
1	29	Chris Summers	D	Feb. 5, 1988	US National Under-18 (USA)
3	88	Jonas Ahnelov	D	Dec. 11, 1987	Frolunda (Sweden)
5	130	Brett Bennett	G	Mar. 8, 1988	US National Under-18 (USA)
5	131	Martin Latal	RW	Mar. 17, 1988	Kladno (Czech Rep.)
5	152	Jordan Bendfeld	D	Feb. 9, 1988	Medicine Hat (WHL)
7	188	Chris Frank	D	Jan. 8, 1986	Western Michigan (CCHA)
7	196	Benn Ferriero	C/RW	Apr. 29, 1987	Boston College (H-East)

## 2007

Rnd	Overall	Player	Position	Birthdate	Drafted From
1	3	Kyle Turris	C	Aug. 14, 1989	Burnaby (BCHL)
1	30	Nick Ross	D	Feb. 10, 1989	Regina (WHL)
2	32	Brett MacLean	LW	Dec. 24, 1988	Oshawa (OHL)
2	36	Joel Gistedt	G	Dec. 7, 1987	Uddevalla (Sweden)
4	103	Vladimir Ruzicka	C	Feb. 17, 1989	Slavia (Czech Republic)
5	123	Maxim Goncharov	D	June 15, 1989	CSKA 2 (Russia)
6	153	Scott Darling	G	Dec. 22, 1988	Capital Dist. (EJHL)

## 2008

Rnd	Overall	Player	Position	Birthdate	Drafted From
1	8	Mikkel Boedker	RW	Dec. 16, 1989	Kitchener (OHL)
1	28	Viktor Tikhonov	RW	May 12, 1988	Cherapovets (Russia)
2	49	Jared Staal	RW	Aug. 21, 1990	Sudbury (OHL)
3	69	Michael Stone	D	June 7, 1990	Calgary (WHL)
3	76	Mathieu Brodeur	D	June 21, 1990	Cape Breton (QMJHL)
4	99	Colin Long	C	June 19, 1989	Kelowna (WHL)
6	159	Brett Hextall	RW	Apr. 2, 1988	Penticton (BCHL)
7	189	Tim Billingsley	D	Jan. 17, 1990	Mississauga St. Michael's (OHL)

## 2009

Rnd	Overall	Player	Position	Birthdate	Drafted From
1	6	Oliver Ekman-Larsson	D	July 17, 1991	Leksand (Sweden-2)
2	36	Chris Brown	RW	Feb. 3, 1991	U.S. Under-18 (NTDP)
3	91	Michael Lee	G	Oct. 5, 1990	Fargo (USHL)
4	97	Jordan Szwarz	RW	May 14, 1991	Saginaw (OHL)
4	105	Justin Weller	D	July 26, 1991	Red Deer (WHL)
6	157	Evan Bloodoff	LW	Nov. 21, 1990	Kelowna (WHL)

## 2010

Rnd	Overall	Player	Position	Birthdate	Drafted From
1	13	Brandon Gormley	D	Feb. 18, 1992	Moncton (QMJHL)
1	27	Mark Visentin	G	Aug. 7, 1992	Niagara (OHL)
2	52	Philip Lane	RW	May 29, 1992	Brampton (OHL)
2	57	Oscar Lindberg	C	Oct. 29, 1991	Skelleftea (Sweden)
5	138	Louis Domingue	G	Mar. 6, 1992	Quebec (QMJHL)

## 2011

Rnd	Overall	Player	Position	Birthdate	Drafted From
1	20	Connor Murphy	D	Mar. 26, 1993	U.S. NTDP (USHL)
2	51	Alexander Ruutu	C	Dec. 9, 1992	Jokerit (SM-liiga)
2	56	Lucas Lessio	LW	Jan. 23, 1993	Oshawa (OHL)
3	84	Harrison Ruopp	D	Mar. 17, 1993	Prince Albert (WHL)
4	111	Kale Kessy	LW	Dec. 4, 1992	Medicine Hat (WHL)
5	141	Darian Dziurzynski	LW	Mar. 30, 1992	Saskatoon (WHL)
6	155	Andrew Fritsch	RW	Mar. 24, 1993	Owen Sound (OHL)
7	196	Zac Larraza	LW	Feb. 25, 1993	U.S. NTDP (USHL)

## 2012

Rnd	Overall	Player	Position	Birthdate	Drafted From
1	27	Henrik Samuelsson	RW	Feb. 7, 1994	Edmonton (WHL)
2	58	Jordan Martinook	C	July 25, 1992	Vancouver (WHL)
3	88	James Melindy	D	Dec. 11, 1993	Moncton (QMJHL)
4	102	Rhett Holland	D	Sept. 25, 1993	Okotoks (AJHL)
5	148	Niklas Tikkinen	D	June 1, 1994	Espoo (FIN)
6	178	Hunter Fejes	LW	May 31, 1994	Shattuck St. Mary's (MN-HS)
7	184	Marek Langhamer	G	July 22, 1994	HC Pardubice (Czech)
7	208	Justin Hache	D	Jan. 10, 1994	Shawinigan (QMJHL)

## 2013

Rnd	Overall	Player	Position	Birthdate	Drafted From
1	12	Max Domi	C	Mar. 2, 1995	London (OHL)
2	39	Laurent Dauphin	C	Mar. 27, 1995	Chicoutimi (QMJHL)
3	62	Yan-Pavel Laplante	C	Apr. 23, 1995	Prince Edward (QMJHL)
5	133	Connor Clifton	D	Apr. 28, 1995	USA U-18 (USHL)
6	163	Brendan Burke	G	Mar. 11, 1995	Portland (WHL)
7	193	Jedd Soleway	RW	May 12, 1994	Penticton (BCHL)

## 2014

Rnd	Overall	Player	Position	Birthdate	Drafted From
1	12	Brendan Perlini	LW	Apr. 27, 1996	Niagara (OHL)
2	43	Ryan MacInnis	C	Feb. 14, 1996	Kitchener (OHL)
2	58	Christian Dvorak	LW	Feb. 2, 1996	London (OHL)
3	87	Anton Karlsson	RW	Aug. 3, 1996	Frolunda Jr. (Sweden)
4	117	Michael Bunting	LW	Sept. 17, 1995	Sault Ste. Marie (OHL)
5	133	Dysin Mayo	D	Aug. 17, 1996	Edmonton (WHL)
6	163	David Westlund	D	Feb. 5, 1995	Brynäs Jr. (Sweden)
7	191	Jared Fiegl	LW	Jan. 23, 1996	USA U18 (USDP)
7	193	Edgars Kulda	LW	Nov. 13, 1994	Edmonton (WHL)

## 2015

Rnd	Overall	Player	Position	Birthdate	Drafted From
1	3	Dylan Strome	C	Mar. 7, 1997	Erie (OHL)
1	30	Nick Merkley	RW	May 23, 1997	Kelowna (WHL)
2	32	Christian Fischer	RW	Apr. 15, 1997	USA U-18 (USHL)
3	63	Kyle Capobianco	D	Aug. 13, 1997	Sudbury (OHL)
3	76	Adin Hill	G	May 11, 1996	Portland (WHL)
3	81	Brendan Warren	LW	May 7, 1997	USA U-18 (USHL)
3	83	Jens Looke	RW	Apr. 11, 1997	Brynäs (Sweden)
5	123	Conor Garland	RW	Mar. 11, 1996	Moncton (QMJHL)
7	183	Erik Kallgren	G	Oct. 14, 1996	Linköping Jr. (Sweden Jr.)

## 2016

Rnd	Overall	Player	Position	Birthdate	Drafted From
1	7	Clayton Keller	C	July 29, 1998	USA U18 (USDP)
1	16	Jakob Chychrun	D	Mar. 31, 1998	Sarnia (OHL)
3	68	Cam Dineen	D	Jun. 19, 1998	North Bay (OHL)
6	158	Patrick Kudla	D	Apr. 2, 1996	Oakville (OJHL)
7	188	Dean Stewart	D	Jun. 12, 1998	Portage (MJHL)



## 2017

Rnd	Overall	Player	Position	Birthdate	Drafted From
1	23	Pierre-Olivier Joseph	D	July 1, 1999	Charlottetown (QMJHL)
2	44	Filip Westerlund	D	Apr. 17, 1999	Frolunda HC (SHL)
3	69	MacKenzie Entwistle	C	July 14, 1999	Hamilton (OHL)
3	75	Nate Schnarr	C	June 15, 1999	Guelph (OHL)
3	82	Cameron Crotty	D	May 5, 1999	Brockville (CCHL)
4	108	Noel Hoefenmayer	D	Jan. 6, 1999	Ottawa (OHL)
5	126	Michael Karow	D	Dec. 18, 1998	Youngstown (USHL)
5	128	Tyler Steenbergen	C	Jan. 7, 1998	Swift Current (WHL)
7	190	Erik Walli Walterholm	RW	Feb. 27, 1999	Djurgardens (SuperElit)

## 2018

Rnd	Overall	Player	Position	Birthdate	Drafted From
1	5	Barrett Hayton	C	June 9, 2000	Sault Ste. Marie (OHL)
2	55	Kevin Bahl	D	June 27, 2000	Ottawa (OHL)
3	65	Jan Jenik	LW	Sept. 15, 2000	Liberec (Czech)
3	73	Ty Emberson	D	May 24, 2000	USNTDP (USHL)
4	114	Ivan Prosvetov	G	Mar. 5, 1999	Minnesota (NAHL)
5	142	Michael Callahan	D	Sept. 23, 1999	Youngstown (USHL)
5	145	Dennis Busby	D	Jan. 6, 2000	Flint (OHL)
6	158	David Tendeck	G	Nov. 25, 1999	Vancouver (WHL)
7	189	Liam Kirk	C	Jan. 3, 2000	Sheffield (EIHL)

## 2019

Rnd	Overall	Player	Position	Birthdate	Drafted From
1	11	Victor Soderstrom	D	Feb. 26, 2001	Brynas IF (SHL)
3	76	John Farinacci	C	Feb. 14, 2001	Harvard (NCAA)
4	98	Matias Maccelli	LW	Oct. 14, 2000	Dubuque (USHL)
4	107	Alexandr Darin	RW	Aug. 16, 2000	Loko Yaroslavl (MHL)
5	151	Aku Raty	RW	July 5, 2001	Karpat (SM-liiga)
6	174	Danil Savunov	C	Dec. 23, 2000	Penza Dizel (Slov)
6	176	Anthony Romano	RW	Oct. 7, 2000	Sioux Falls (USHL)
7	200	Axel Bergkvist	D	June 1, 2000	Leksands (Allsvenskan)
7	207	Valentin Nussbaumer	LW	Sept. 2 2000	Shawinigan (QMJHL)

## 2020

Rnd	Overall	Player	Position	Birthdate	Drafted From
4	111	Mitchell Miller*	D	Dec. 20, 2001	Tri-City (USHL)
5	142	Carson Bantle	LW	Jan. 22, 2002	Michigan Tech (NCAA)
6	173	Filip Barklund	C	Aug. 29, 2002	Orebro Jr. (Sweden Jr.)
7	192	Elliot Ekefjard	LW	Jan. 25, 2002	Malomo Jr. (Sweden Jr.)
7	204	Ben McCartney	LW	July 13, 2001	Brandon (WHL)

\*The Coyotes renounced the rights to Mitchell Miller on October 29, 2020

## 1979

June 5 Morris Lukowich reclaimed by Pittsburgh prior to the Expansion Draft.  
 June 9 Morris Lukowich claimed as a priority selection.  
 June 9 Barry Long reclaimed by Detroit prior to the Expansion Draft.  
 June 9 Scott Campbell reclaimed by St. Louis from Winnipeg prior to the Expansion Draft.  
 June 9 Scott Campbell claimed as priority selection by Winnipeg.  
 June 9 Bobby Hull reclaimed by Chicago prior to the Expansion Draft.  
 June 13 17 players claimed in the NHL Expansion Draft: Peter Marsh (Montreal), Lindsay Middlebrook (NY Rangers), Bobby Hull (Chicago), Al Cameron (Detroit), Dave Hoyda (Philadelphia), Jim Roberts (Minnesota), Lorne Stamler (Toronto), Mark Heaslip (Los Angeles), Pierre Hamel (Toronto), Gord McTavish (St. Louis), Gord Smith (Washington), Clark Hamilton (Detroit), Jim Cunningham (Philadelphia), Dennis Abgrall (Los Angeles), Bill Riley (Washington), Gene Carr (Atlanta), and Hilliard Graves (Vancouver).  
 June 28 Barry Melrose acquired from Quebec for Jamie Hislop and Barry Legge.  
 July 25 Wayne Dillion acquired from NY Rangers for future considerations.  
 Oct. 4 Ron Wilson acquired from Montreal for cash.

## 1980

Feb. 27 Kris Manery claimed on waivers from Vancouver.  
 Feb. 27 Bobby Hull traded to Hartford for future considerations.  
 May 22 Doug Smail signed as a free agent.  
 May 26 Barry Legge acquired from Quebec for cash.  
 June 19 Rick Bowness acquired from St. Louis for Craig Norwich.  
 Sept. 26 Norm Dupont acquired from Montreal for a 2nd round draft choice (David Maley) in 1982.  
 Oct. 8 Danny Geoffrion acquired from Quebec for cash.  
 Oct. 31 Barry Long acquired from Detroit for cash.  
 Nov. 30 Barry Melrose claimed on waivers by Toronto.  
 Dec. 1 Doug Lecuyer and Tim Trimper acquired from Chicago for Peter Marsh.  
 Dec. 2 Richard Mulhern traded to Toronto for cash.

## 1981

Jan. 12 Rick Dudley claimed on waivers from Buffalo.  
 Feb. 10 Michel Dion acquired from Quebec for cash.  
 July 2 Bryan Maxwell, Ed Staniowski and Paul MacLean acquired from St. Louis for Scott Campbell and John Markell.  
 July 15 Lucien DeBlois acquired from Colorado for Brent Ashton and a 3rd round draft choice (Dave Kasper) in 1982.  
 July 31 Lindsay Middlebrook traded to Minnesota for cash.  
 Sept. 8 Doug Soetaert acquired from NY Rangers for a 3rd draft round choice (Vesa Salo) in 1983.  
 Oct. 5 Serge Savard claimed from Montreal in Waiver Draft.  
 Oct. 5 Craig Levie claimed from Montreal in Waiver Draft.

## 1982

May 5 Brian Hayward signed as a free agent.  
 Oct. 4 Doug Lecuyer claimed by Pittsburgh in Waiver Draft.

## 1983

Mar. 7 Laurie Boschman acquired from Edmonton for Willy Lindstrom.  
 June 8 Dave Christian traded to Washington for 1st round draft choice (Bobby Dollas) in 1983.  
 July 4 Norm Dupont traded to Hartford for 4th round draft choice (Chris Mills) in 1984.  
 Aug. 3 Tim Young acquired from Minnesota for Craig Levie and the rights to Tom Ward.  
 Nov. 4 Robert Picard acquired from Montreal for 3rd round draft choice (Patrick Roy) in 1984.  
 Nov. 10 Mike Veisor acquired from Hartford for Ed Staniowski.

## 1984

Jan. 12 Jordy Douglas acquired from Minnesota for Tim Trimper.  
 Feb. 6 Jimmy Mann traded to Quebec for 5th round draft choice (Brent Severyn) in 1984.  
 Mar. 5 Randy Carlyle acquired from Pittsburgh for 1st round draft choice (Doug Bodger) in 1984 and future considerations (Moe Mantha).  
 May 1 Moe Mantha traded to Pittsburgh as future considerations in previous trade (Mar. 5, 1984).  
 June 13 Perry Turnbull acquired from Montreal for Lucien DeBlois.  
 Oct. 9 Mark Holden acquired from Montreal for Doug Soetaert.  
 Oct. 16 Tim Young traded to Philadelphia for future considerations.

## 1985

Feb. 4 Jim Nill acquired from Boston for Morris Lukowich.  
 Sept. 27 Eldon Reddick signed as a free agent.  
 Nov. 21 Ray Neufeld acquired from Hartford for Dave Babych.  
 Nov. 27 Mario Marois acquired from Quebec for Robert Picard.

## 1986

Jan. 31 Bill Derlago acquired from Boston for Wade Campbell.  
 June 21 Gilles Hamel acquired from Buffalo for Scott Arniel.  
 July 3 Murray Eaves traded to Edmonton for future considerations.  
 Aug. 19 Steve Penney and the rights to Jan Ingman acquired from Montreal for Brian Hayward.

## 1987

Jan. 5 Bill Derlago traded to Quebec 4th round draft choice (Mark Brownschilde) in 1989.  
 Jan. 8 Steve Rooney acquired from Montreal for 3rd round draft choice (Francois Gravel) in 1987.  
 June 5 Perry Turnbull traded to St. Louis for 5th round draft choice (Ken Gernander) in 1987.  
 June 8 Brian Mullen traded to NY Rangers with 10th round draft choice (Brett Barnett) in 1987 for 5th round choice (Benoit Lebeau) in 1988 and 3rd round draft choice (Denny Felsner) in 1989.  
 July 16 Guy Larose signed as a free agent.  
 Dec. 16 Paul Boutilier acquired from NY Rangers for future considerations.  
 Dec. 17 Stu Kulak acquired from Quebec for Bobby Dollas.

## 1988

Jan. 11 Mark Kumpel acquired from Detroit for Jim Nill.  
 Jan. 14 Alfie Turcotte acquired from Montreal for future considerations.  
 Jan. 13 Brent Ashton acquired from Detroit for Paul MacLean.  
 July 15 Steve Fletcher signed as a free agent.  
 July 19 Alain Chevrier acquired from New Jersey with 7th round draft choice (Doug Evans) in 1989 for Steve Rooney and 3rd round draft choice (Brad Bombardir) in 1990.  
 July 29 Joel Baillargeon traded to Quebec for future considerations.  
 Sept. 29 Peter Douris traded to St. Louis for 12th round draft choice (Sergei Kharin) in 1989, 4th round draft choice (Scott Levins) in 1990 and Kent Carlson.  
 Oct. 3 Dave Hunter claimed from Edmonton in Waiver Draft.  
 Nov. 25 Paul Fenton acquired from Los Angeles for Gilles Hamel.  
 Dec. 6 Gord Donnelly acquired from Quebec for Mario Marois.  
 Dec. 12 Steve Fletcher traded to Philadelphia for future considerations.  
 Dec. 30 Moe Lemay acquired from Boston for Ray Neufeld.

## 1989

Jan. 14 Dave Hunter claimed on waivers by Edmonton.  
 Jan. 19 Alain Chevrier traded to Chicago for 4th round draft choice (Allain Roy) in 1989.  
 June 17 Randy Cunneyworth, Rick Tabaracci and Dave McLlwain acquired from Pittsburgh for Jim Kyte, Andrew McBain and Randy Gilhen.  
 June 17 Greg Paslawski and 3rd round draft choice (Kris Draper) in 1989 acquired from St. Louis for 3rd round draft choice (Denny Felsner) in 1989 and 2nd round draft choice (Steve Staios) in 1991.  
 July 21 Shawn Cronin acquired from Philadelphia for future considerations.  
 Sept. 28 Eldon Reddick traded to Edmonton for future considerations.  
 Nov. 30 Phil Sykes acquired from Los Angeles for Brad Jones.  
 Dec. 13 Paul MacDermid acquired from Hartford for Randy Cunneyworth.

## 1990

Jan. 22 Doug Evans acquired from St. Louis for Ron Wilson.  
 Jan. 22 Daniel Berthiaume traded to Minnesota for future considerations.  
 June 9 Phil Housley, Scott Arniel, Jeff Parker and 1st round draft choice (Keith Tkachuk) in 1990 acquired from Buffalo for Dale Hawerchuk and 1st round draft choice (Brad May) in 1990.  
 July 10 Simon Wheeldon acquired from NY Rangers for Brian McReynolds.  
 Sept. 6 Laurie Boschman traded to New Jersey for Bob Brooke.  
 Sept. 6 Craig Duncanson acquired from Minnesota for Brian Hunt.  
 Sept. 30 Peter Taglianetti traded to Minnesota for future considerations.  
 Nov. 7 Don Barber acquired from Minnesota for Doug Smail.  
 Nov. 10 Eddie Olczyk and Mark Osborne acquired from Toronto for Dave Ellett and Paul Fenton.  
 Dec. 14 Mike Eagles acquired from Chicago for 4th round draft choice (Igor Kravchuk) in 1991.

## 1991

Jan. 22 Rudy Poeschek acquired from NY Rangers for Guy Larose.  
 Feb. 4 Greg Paslawski traded to Buffalo for future considerations.  
 Feb. 28 Tom Draper traded to St. Louis for future considerations (Jim Vesey).  
 May 21 Bob Joyce, Kent Paynter and Tyler Larter acquired from Washington for Brent Hughes, Craig Duncanson and Simon Wheeldon.  
 May 24 Jim Vesey acquired from St. Louis as future considerations in previous trade (Feb. 28, 1991).  
 May 24 Tom Draper acquired from St. Louis for future considerations.  
 May 30 Tyler Larter claimed by Minnesota in Expansion Draft.  
 May 31 Rob Murray and future considerations acquired from Minnesota for 7th round draft choice (Geoff Finch) in 1991 and future considerations.  
 June 20 Jim Vesey traded to Boston for future considerations.  
 June 22 Tom Draper traded to Buffalo for 7th round draft choice (Artur Oktyabrev) in 1992.  
 July 16 Troy Murray and Warren Rychel acquired from Chicago for Bryan Marchment and Chris Norton.  
 Oct. 11 Dean Kennedy, Mike Hartman and Darrin Shannon acquired from Buffalo for Dave McLlwain, Gord Donnelly, 5th round draft choice (Yuri Khmylev) in 1992 and future considerations.  
 Oct. 15 Tony Joseph traded to Minnesota for Tyler Larter.  
 Oct. 22 Sergei Kharin traded to Quebec for Shawn Anderson.  
 Oct. 23 Shawn Anderson traded to Washington for future considerations.  
 Oct. 29 Petri Skriko acquired from Boston for Brent Ashton.  
 Nov. 12 Don Barber claimed on waivers by Quebec.  
 Nov. 22 Scott Arniel traded to Boston for future considerations.  
 Nov. 26 Mario Marois acquired from St. Louis for future considerations.  
 Dec. 30 Tony Joseph and future considerations acquired from Minnesota for Warren Rychel.

## 1992

Jan. 10 Aaron Broten signed as a free agent.  
 Feb. 27 Moe Mantha traded to Philadelphia for future considerations.  
 Mar. 2 Mike Lalor acquired from Washington for Paul MacDermid.  
 Mar. 10 Lucien DeBlois acquired from Toronto for Mark Osborne.  
 June 10 Daniel Berthiaume acquired from Boston for Doug Evans.  
 June 15 Christian Ruuttu acquired from Buffalo for Stephane Beauregard.  
 June 18 Mike Hartman claimed by Tampa Bay in Expansion Draft.  
 June 19 Danton Cole traded to Tampa Bay for future considerations.  
 Aug. 6 Alan Kerr signed as a free agent.  
 Aug. 10 Stephane Beauregard acquired from Chicago for Christian Ruuttu.  
 Aug. 25 Shawn Cronin traded to Quebec for Dan Lambert.  
 Oct. 1 Stephane Beauregard traded to Philadelphia for future considerations.  
 Oct. 1 John Druce and 4th round draft choice (John Jakopin) in 1993 acquired from Washington for Pat Elynuik.  
 Nov. 14 Andy Brickley signed as a free agent.  
 Dec. 28 Tie Domi and Kris King acquired from NY Rangers for Eddie Olczyk.

## 1993

Feb. 20 Mark Osiecki claimed on waivers from Ottawa.  
 Feb. 21 Troy Murray traded to Chicago for Steve Bancroft and future considerations.  
 Mar. 15 Rights to Dimitri Filimonov traded to Ottawa for 4th round draft choice (Ruslan Batyrshin) in 1993.  
 Mar. 20 Mark Osiecki and 10th round draft choice (Bill Lang) in 1993 traded to Minnesota for 9th round draft choice (Vladimir Potatov) in 1993.  
 Mar. 22 Dan Ratushny traded to Vancouver for 9th round draft choice (Harijs Vitolins) in 1993.  
 Mar. 22 Jim Hrivnak and 2nd round draft choice (Alexei Budayev) in 1993 acquired from Washington for Rick Tabaracci.  
 June 11 Paul Ysebaert acquired from Detroit for Aaron Ward, 4th round draft choice (John Jakopin) in 1993 and future considerations (Alan Kerr).  
 June 11 Stephane Beauregard acquired from Philadelphia for future considerations.  
 June 18 Alan Kerr traded to Detroit as future considerations in previous trade (June 11, 1993).  
 June 24 Scott Levins and Steve Bancroft claimed by Florida in Expansion Draft.  
 June 30 Kris Draper traded to Detroit for future considerations.  
 July 8 Darryl Shannon signed as a free agent.  
 July 29 Jim Hrivnak traded to St. Louis for 6th round draft choice (Chris Kibermanis) in 1994 and future considerations.  
 Aug. 3 Dave Tomlinson acquired from Florida for Jason Cirone.  
 Aug. 12 Kevin McClelland acquired from Toronto for cash.

Sept. 24 Nelson Emerson and Stephane Quintal acquired from St. Louis for Phil Housley.  
 Sept. 30 Evgeny Davydov traded to Florida for 4th round draft choice (Adam Copeland) in 1994.  
 Sept. 30 Brent Severyn acquired from New Jersey for 6th round draft choice (Ryan Smart) in 1994.  
 Oct. 3 Brent Severyn traded to Florida for Milan Tichy.  
 Nov. 26 Randy Gilhen and 6th round draft choice (Chris Kibermanis) in 1994 acquired from Florida for Stu Barnes.  
 Dec. 5 Fredrik Olausson and a 7th round draft choice (Curtis Sheptak) in 1994 traded to Edmonton for a 3rd round draft choice (Tavis Hansen) in 1994.  
 Dec. 9 Craig Fisher acquired from Edmonton for cash.

## 1994

Feb. 1 Wayne McBean acquired from NY Islanders for Yan Kaminsky.  
 Mar. 8 Tim Cheveldae and Dallas Drake acquired from Detroit for Bob Essensa and Sergei Bautin.  
 Mar. 15 Dave Manson and 6th round draft choice (Chris Kibermanis) in 1994 acquired from Edmonton for Boris Mironov, Mats Lindgren, 1st round draft choice (Jason Bonsignore) and 4th round draft choice (Adam Copeland) in 1994.  
 Mar. 21 Paul Ysebaert traded to Chicago for 3rd round draft choice (Kevin McKay) in 1995.  
 May 25 Sheldon Kennedy acquired from Detroit for 3rd round draft choice (Darryl Laplante) in 1995.  
 June 3 Neil Wilkinson acquired from Chicago for 3rd round draft choice (Kevin McKay) in 1995.  
 July 8 Kevin McClelland traded to Buffalo for future considerations.  
 Aug. 8 Brent Thompson and future considerations acquired from Los Angeles for rights to Ruslan Batyrshin and 2nd round draft choice (Marian Cisar) in 1996.

## 1995

Jan. 18 Dean Kennedy claimed by Edmonton in Waiver Draft.  
 Jan. 18 Sheldon Kennedy claimed by Calgary in Waiver Draft.  
 Jan. 18 Wayne McBean claimed by Pittsburgh in Waiver Draft.  
 Jan. 18 Igor Korolev claimed from St. Louis in Waiver Draft.  
 Jan. 18 Craig Martin claimed on waivers from Detroit.  
 Mar. 28 Arto Blomsten traded to Los Angeles for 8th round draft choice (Fredrik Loven) in 1995.  
 Apr. 7 Mike Eastwood and 3rd round draft choice (Brad Isbister) in 1995 acquired from Toronto for Tie Domi.  
 Apr. 7 Igor Ulanov and Mike Eagles traded to Washington for 3rd round draft choice (Sergei Gusev) and 5th round draft choice (Brian Elder) in 1995.  
 Apr. 7 Eddie Olczyk acquired from NY Rangers for 5th round draft choice (Alexei Vasiliev) in 1995.  
 Apr. 7 Greg Brown acquired from Pittsburgh for future considerations.  
 June 27 Jeff Finley acquired from Philadelphia for Russ Romaniuk.  
 July 21 Jason Simon signed as a free agent.  
 July 21 Parris Duffus signed as a free agent.  
 Aug. 8 Stewart Malgunas signed as a free agent.  
 Aug. 9 Mike Stapleton signed as a free agent.  
 Oct. 2 Jim McKenzie claimed from NY Islanders in Waiver Draft.  
 Oct. 6 Darren Turcotte acquired from Hartford for Nelson Emerson.  
 Oct. 13 Iain Fraser signed as a free agent.  
 Oct. 13 Ed Ronan signed as a free agent.  
 Dec. 14 Tom Draper signed as a free agent.  
 Dec. 28 Norm Maciver acquired from Pittsburgh for Neil Wilkinson.

## 1996

Feb. 7 Oleg Tverdovsky, Chad Kilger and 3rd round draft choice (Per-Anton Lundstrom) in 1996 acquired from Anaheim for Teemu Selanne, Marc Chouinard and 4th round draft choice (Kim Staal) in 1996.  
 Feb. 15 Craig Muni and 1st round draft choice (Daniel Briere) in 1996 acquired from Buffalo for Darryl Shannon and Michal Grosek.  
 Feb. 15 Denis Chasse acquired from Washington for Stewart Malgunas.  
 Feb. 27 Dominic Roussel acquired from Philadelphia for Tim Cheveldae and 3rd round draft choice (Chester Gallant) in 1996.  
 Mar. 18 Craig Janney acquired from San Jose for Darren Turcotte and a 2nd round draft choice (Remi Royer) in 1996.  
 Mar. 20 Dallas Eakins claimed on waivers from St. Louis.

## 1996

- Mar. 20 Ravil Gusmanov traded to Chicago for 4th round draft choice (Vladimir Antipov) in 1996.
- June 22 Mike Gartner acquired from Toronto for 4th round draft choice (Vladimir Antipov) in 1996.
- July 2 Darcy Wakaluk signed as a free agent.
- July 2 Cliff Ronning signed as a free agent.
- July 3 Brad McCrimmon signed as a free agent.
- July 15 Jim Johnson signed as a free agent.
- Aug. 16 Jeremy Roenick acquired from Chicago for Alexei Zhamnov, Craig Mills and 1st round draft choice (Ty Jones) in 1997.
- Aug. 22 Scott Levins signed as a free agent.
- Aug. 26 Kevin Dahl signed as a free agent.
- Sep. 30 Bob Corkum acquired from Philadelphia in Waiver Draft.
- Nov. 12 Mike Hudson signed as a free agent.

## 1997

- Feb. 6 Jayson More acquired from NY Rangers for Mike Eastwood and Dallas Eakins.
- Mar. 17 Jocelyn Lemieux signed as a free agent.
- Mar. 18 Murray Baron and Chris Murray acquired from Montreal for Dave Manson.
- Mar. 18 Gerald Diduck acquired from Hartford for Chris Murray.
- Mar. 18 Pat Jablonski acquired from Montreal for Steve Cheredaryk.
- May 14 Sean Gagnon signed as a free agent.
- July 8 Rick Tocchet signed as a free agent.
- Aug. 4 Jeff Christian signed as a free agent.
- Aug. 18 John Slaney signed as a free agent.
- Sept. 26 Radoslav Suchy signed as a free agent.
- Sept. 28 Jimmy Waite claimed from Chicago in Waiver Draft.
- Nov. 25 Michel Petit signed as a free agent.

## 1998

- Mar. 4 Keith Carney and Jim Cummins acquired from Chicago for Jayson More and Chad Kilger.
- Mar. 24 Mark Janssens acquired from NY Islanders for 9th round draft choice (Jason Doyle) in 1998.
- June 11 Louie DeBrusk and 5th round draft choice (Jay Leach) in 1998 acquired from Tampa Bay for Craig Janney.
- June 18 J.F. Jomphe acquired from Anaheim for Jim McKenzie.
- June 26 John Slaney claimed by Nashville in Expansion Draft.
- June 30 Mike Sullivan acquired from Nashville for 7th round draft choice (Kyle Kettles) in 1999.
- July 3 Jyrki Lumme signed as a free agent.
- July 22 Bryan Helmer signed as a free agent.
- Aug. 5 Andrei Vasilyev signed as a free agent.
- Aug. 27 Joe Dziedzic signed as a free agent.
- Sept. 1 Greg Adams signed as a free agent.
- Oct. 31 Cliff Ronning and Richard Lintner traded to Nashville for future considerations.
- Dec. 3 Stephen Leach signed as a free agent.
- Dec. 19 Bryan Helmer claimed on waivers by St. Louis.

## 1999

- Jan. 13 J.J. Daigneault acquired from Nashville for future considerations.
- Mar. 8 Jamie Huscroft acquired from Vancouver for future considerations.
- Mar. 11 Mikhail Shtalenkov acquired from Edmonton for 5th round draft choice (Matt Koalska) in 2000.
- Mar. 17 Brian Noonan signed as a free agent.
- Mar. 20 Robert Reichel, 3rd round draft choice (Jason Jaspers) in 1999, and 4th round draft choice (Preston Mizzi) in 1999 acquired from NY Islanders for Brad Isbister and 3rd round draft choice (Brian Collins) in 1999.
- Mar. 23 Stan Neckar acquired from NY Rangers for Jason Doig and 6th round draft choice (Jay Dardis) in 1999.
- Apr. 8 David Cullen signed as a free agent.
- June 25 Mike Stapleton claimed by Atlanta in Expansion Draft.
- June 25 Scott Langkow traded to Atlanta for future considerations.
- June 26 Travis Green and 1st round draft choice (Scott Kelman) in 1999 from Anaheim for Oleg Tverdovsky.
- June 26 Jim Cummins traded to Montreal for 6th round draft choice (Eric Lewerstrom) in 1999.
- July 15 Todd Gill signed as a free agent.
- July 16 David Oliver signed as a free agent.

- July 16 Jean-Guy Trudel signed as a free agent.
- Sept. 5 Bob Essensa signed as a free agent.
- Sept. 11 Craig Mills acquired from Chicago for future considerations.
- Sept. 27 Kevin Sawyer signed as a free agent.
- Nov. 19 Sean Burke and 5th round draft choice (Nate Kiser) in 2000 acquired from Florida for Mikhail Shtalenkov and 4th round draft choice (Chris Eade) in 2000.

## 2000

- Feb. 3 Benoit Hogue signed as a free agent.
- Mar. 7 Lyle Odelein acquired from New Jersey for Deron Quint and 3rd round draft choice (Beat Forster) in 2001.
- Mar. 8 Mikael Renberg acquired from Philadelphia for Rick Tocchet.
- Mar. 13 Philippe Audet acquired from Detroit for Todd Gill.
- Mar. 14 Chris Joseph claimed on waivers from Vancouver.
- June 23 Dallas Drake and Lyle Odelein claimed by Columbus in Expansion Draft.
- June 23 Joé Juneau acquired from Minnesota for Rickard Wallin.
- June 24 Brad May acquired from Vancouver for future considerations.
- July 7 Landon Wilson signed as a free agent.
- Aug. 31 Joel Bouchard signed as a free agent.
- Dec. 2 Claude Lemieux signed as a free agent.

## 2001

- Feb. 14 Chris Joseph claimed on waivers by Atlanta.
- Mar. 5 Paul Mara, Mike Johnson, Ruslan Zainullin and 2nd round draft choice (Matthew Spiller) in 2001 acquired from Tampa Bay for Nikolai Khabibulin and Stan Neckar.
- Mar. 13 Todd Simpson acquired from Florida for 2nd round draft choice (Igor Pohanka) in 2001.
- Mar. 13 Michal Handzus, Ladislav Nagy, Jeff Taffe and 1st round draft choice (Ben Eager) in 2002 acquired from St. Louis for Keith Tkachuk.
- June 5 Martin Grenier signed as a free agent.
- June 12 Danny Markov acquired from Toronto for Travis Green, Robert Reichel and Craig Mills.
- June 15 Joé Juneau traded to Montreal for future considerations.
- June 18 Todd Warriner acquired from Tampa Bay for Juha Ylonen.
- June 19 Keith Carney traded to Anaheim for 2nd round draft choice (Andrei Taratukhin) in 2001.
- June 19 Branko Radivojevic signed as a free agent.
- June 22 Sergei Berezin acquired from Toronto for Mikael Renberg.
- June 23 Tyler Bouck acquired from Dallas for Jyrki Lumme.
- July 2 Daymond Langkow acquired from Philadelphia for 2nd round draft choice (Dan Spang) in 2002 and 1st round draft choice (Jeff Carter) in 2003.
- Aug. 30 Zac Bierk signed as a free agent.
- Dec. 28 Drake Berehowsky and Denis Pederson acquired from Vancouver for Todd Warriner, Trevor Letowski, Tyler Bouck and 3rd round draft choice (Dmitri Pestunov) in 2003.

## 2002

- Jan. 4 Sebastien Bordeleau acquired from Minnesota for David Cullen.
- Jan. 25 Andrei Nazarov acquired from Boston for 5th round draft choice (Peter Hamerlik) in 2002.
- Jan. 25 Brian Savage, 3rd round draft choice (Matt Jones) in 2002 and future considerations acquired from Montreal for Sergei Berezin.
- Mar. 19 Darcy Hordichuk, 4th round draft choice (Lance Monych) in 2002 and 5th round draft choice (John Zeiler) in 2002 acquired from Atlanta for Kirill Safronov, Ruslan Zainullin and 4th round draft choice (Patrick Dwyer) in 2002.
- May 23 Michael Schutte signed as a free agent.
- June 12 Brian Boucher and 3rd round draft choice (Joe Callahan) in 2002 acquired from Philadelphia for Robert Esche and Michal Handzus.
- July 7 Kelly Buchberger signed as a free agent.
- July 12 Tony Amonte signed as a free agent.
- Oct. 26 Deron Quint signed as a free agent.
- Nov. 7 Frank Banham signed as a free agent.
- Dec. 19 Paul Ranheim acquired from Philadelphia for a conditional draft choice in 2004.
- Dec. 31 Jean-Marc Pelletier and a conditional draft choice acquired from Carolina for Patrick DesRochers.

## 2003

- Jan. 16 Scott Pellerin and a conditional draft choice acquired from Dallas for Claude Lemieux.



## 2003

- Mar. 8 Brad Ference acquired from Florida for Darcy Hordichuk and 2nd round draft choice (Matt Smaby) in 2003.
- Mar. 10 Guillaume Lefebvre, 3rd round draft choice (Tyler Redenbach) in 2003 and 2nd round draft choice (Brandon Dubinsky) in 2004 acquired from Philadelphia for Tony Amonte.
- Mar. 10 Chris Gratton and 4th round draft choice (Liam Reddox) in 2004 acquired from Buffalo for Daniel Briere and 3rd round draft choice (Andrej Sekera) in 2004.
- Mar. 11 Jan Hrdina and Francois Leroux acquired from Pittsburgh for Ramzi Abid, Dan Focht and Guillaume Lefebvre.
- Mar. 11 Brad May traded to Vancouver for a conditional draft choice (Dmitri Pestunov) in 2003.
- Apr. 10 Mike Stutzel signed as a free agent.
- June 21 David Tanabe and Igor Knyazev acquired from Carolina for Danny Markov and 3rd round draft choice (Billy Ryan) in 2004.
- June 21 Tyson Nash acquired from St. Louis for 5th round draft choice (Lee Stempniak) in 2003.
- July 10 Cale Hulse signed as a free agent.
- July 15 Daniel Cleary signed as a free agent.
- July 22 Mike Sillinger and a conditional draft choice acquired from Dallas for Teppo Numminen.
- July 25 Bryan Helmer acquired from Vancouver for Martin Grenier.
- Oct. 3 Todd Simpson claimed by Anaheim in Waiver Draft.
- Dec. 30 Ivan Novoseltsev acquired from Florida for future considerations.

## 2004

- Jan. 17 Todd Reirden acquired from Anaheim for future considerations.
- Feb. 9 Mike Comrie acquired from Philadelphia for Sean Burke, Branko Radivojevic and Ben Eager.
- Feb. 11 Frank Banham removed from reserve list per mutual agreement.
- Feb. 22 Landon Wilson traded to Pittsburgh for future considerations.
- Mar. 4 Brent Johnson acquired from St. Louis for Mike Sillinger.
- Mar. 5 Mike Rupp and 2nd round draft choice (Geoff Paukovich) in 2004 acquired from New Jersey for Jan Hrdina.
- Mar. 9 Derek Morris and Keith Ballard acquired from Colorado for Chris Gratton, Ossi Vaananen and 2nd round draft choice (Paul Stastny) in 2005.
- Mar. 9 Brian Savage traded to St. Louis for future considerations.
- June 26 Jason Chimera and 3rd round draft choice (Vaclav Meidl) in 2004 acquired from Edmonton for 2nd round draft choice (Geoff Paukovich) and 4th round draft choice (Liam Reddox) in 2004.
- July 5 Boyd Devereaux signed as a free agent.
- July 6 Sean O'Donnell signed as a free agent.
- July 6 Radoslav Suchy and 6th round draft choice (Derek Reinhart) in 2005 traded to Columbus for 4th round draft choice (Jeremy Duchesne) in 2005.
- July 9 Mike Ricci signed as a free agent.
- Aug. 6 Brett Hull signed as a free agent.
- Aug. 26 Petr Nedved signed as a free agent.
- Aug. 26 Denis Gauthier and Oleg Saprykin acquired from Calgary for Daymond Langkow.
- Sept. 15 Olivier Latendresse signed as a free agent.
- Nov. 20 Jarrod Skalde acquired on loan from Tampa Bay for loan of Jason Jaspers.

## 2005

- Feb. 10 Jamie Storr acquired on loan from Tampa Bay for loan of Jean-Marc Pelletier.
- Aug. 17 Curtis Joseph signed as a free agent.
- Aug. 23 Mike Leclerc acquired from Anaheim for a conditional draft choice (Steven Kampfer) in 2007.
- Aug. 26 Zbynek Michalek acquired from Minnesota for Erik Westrum and Dustin Wood.
- Oct. 8 Geoff Sanderson and Tim Jackman acquired from Columbus for Jason Chimera, Cale Hulse and Mike Rupp.
- Oct. 15 Brett Hull retired.
- Oct. 18 Jamie Lundmark acquired from NY Rangers for Jeff Taffe.
- Nov. 4 Steve Gainey signed as a free agent.
- Nov. 5 Yanick Lehoux claimed on waivers from Los Angeles.
- Nov. 11 Krystofer Kolanos claimed on waivers by Edmonton.
- Nov. 18 Dave Scatchard acquired from Boston for David Tanabe.

- Nov. 25 Pascal Rheaume, Ray Schultz and Steven Spencer acquired from New Jersey for Brad Ference.
- Nov. 25 Yanick Lehoux claimed on waivers by Los Angeles.
- Nov. 28 Mikael Tellqvist acquired from Toronto for Tyson Nash and 4th round draft choice (Matt Frattin) in 2007.
- Dec. 19 Krystofer Kolanos claimed on waivers from Edmonton.
- Dec. 28 Pavel Brendl acquired from Carolina for Krystofer Kolanos.

## 2006

- Jan. 20 Dennis Seidenberg acquired from Philadelphia for Petr Nedved.
- Jan. 24 Jeff Taffe acquired from NY Rangers for Martin Sonnenberg.
- Feb. 1 Steven Reinprecht and Philippe Sauve acquired from Calgary for Brian Boucher and Mike Leclerc.
- Mar. 9 Joel Perrault acquired from Anaheim for Sean O'Donnell.
- Mar. 9 Josh Gratton and two 2nd round draft choices (Cory Emerton and Shawn Matthias) in 2006 acquired from Philadelphia for Denis Gauthier.
- Mar. 9 Jamie Rivers acquired from Detroit for 7th round draft choice (Nick Oslund) in 2006.
- Mar. 9 Yanick Lehoux acquired from Los Angeles for Tim Jackman.
- Mar. 9 Jamie Lundmark traded to Calgary for a 4th round draft choice (Doug Rogers) in 2006.
- Mar. 9 Oleg Kvasha and conditional draft choice acquired from NY Islanders for 3rd round choice (Brad Marchand) in 2006.
- Mar. 27 Bill Thomas signed as a free agent.
- May 5 Patrick Fischer signed as a free agent.
- June 26 Nick Boynton and 4th round draft choice (Matt Frattin) in 2007 acquired from Boston for Paul Mara and 3rd round draft choice (Maxime MacEnaver) in 2007.
- July 1 Ed Jovanovski signed as a free agent.
- July 2 Mike Morrison signed as a free agent.
- July 3 Josh Tordjman signed as a free agent.
- July 4 Jeremy Roenick signed as a free agent.
- July 5 Georges Laraque signed as a free agent.
- July 12 Mike Johnson traded to Montreal for a 4th round choice (Vladimir Ruzicka) in 2007.
- July 17 Don MacLean signed as a free agent.
- July 19 Bryan Helmer signed as a free agent.
- July 20 Travis Roche signed as a free agent.
- July 21 Mike Zigomanis signed as a free agent.
- Aug. 16 Owen Nolan signed as a free agent.
- Oct. 29 Yanic Perreault signed as a free agent.
- Oct. 31 Joel Perrault claimed on waivers by St. Louis.
- Nov. 28 Mikael Tellqvist acquired from Toronto for Tyson Nash and 4th round draft choice in 2007.
- Dec. 19 Joel Perrault claimed on waivers from St. Louis.

## 2007

- Jan. 3 Alexei Kaigodorov acquired from Ottawa for Mike Comrie.
- Jan. 8 Kevyn Adams acquired from Carolina for Dennis Seidenberg.
- Feb. 12 Mathias Tjarnqvist and 1st round draft choice (Riley Nash) in 2007 acquired from Dallas for Ladislav Nagy.
- Feb. 27 Brendan Bell and 2nd round draft choice in 2008 from Toronto for Yanic Perreault and 5th round draft choice in 2008.
- Feb. 27 Oleg Saprykin and 7th round draft choice (Torrie Jung) in 2007 traded to Ottawa for 2nd round draft choice in 2008.
- Feb. 27 Niko Kapanen claimed off waivers from Atlanta.
- Feb. 27 Daniel Carcillo and 3rd round draft choice in 2008 acquired from Pittsburgh for Georges Laraque.
- Mar. 15 Alex Leavitt signed as a free agent.
- July 9 Mike York signed as a free agent.
- July 9 Joey Tenute signed as a free agent.
- July 9 John DiSalvatore signed as a free agent.
- July 13 Tomas Surovy signed as a free agent.
- July 19 David Aebischer signed as a free agent.
- July 19 Craig Weller signed as a free agent.
- July 19 David Schlemko signed as a free agent.
- July 20 Matt Murley signed as a free agent.
- July 23 Ryan Caldwell signed as a free agent.
- Aug. 9 Joel Perrault signed to a one-year contract.
- Aug. 11 Radim Vrbata acquired from Chicago for Kevyn Adams.
- Aug. 13 Alex Auld signed as a free agent.
- Aug. 29 Keith Ballard signed to a two-year contract.
- Oct. 8 Freddy Meyer claimed off waivers from NY Islanders.

## 2007

- Nov. 10 Freddy Meyer claimed off waivers by NY Islanders
- Nov. 17 Ilya Bryzgalov claimed off waivers from Anaheim.
- Nov. 23 David Aebischer loaned to HC Lugano (Swiss National League A).
- Dec. 6 Nate DiCasmirro and a 5th round pick in the 2009 NHL Entry Draft acquired from Boston in exchange for Alex Auld.

## 2008

- Jan. 23 Ilya Bryzgalov signed to a three-year contract.
- Feb. 8 Pete Vandermeer signed as a free agent.
- Feb. 26 Marcel Hossa and Al Montoya acquired from NY Rangers in exchange for Fredrik Sjostrom, David LeNeveu, Josh Gratton and a conditional draft pick.
- Mar. 31 Kyle Turris signed to entry-level contract.
- Apr. 2 Nick Ross signed to entry-level contract.
- Apr. 13 Chad Kolarik signed to entry-level contract.
- Apr. 14 Kevin Porter signed to entry-level contract.
- Apr. 28 Brett MacLean signed to entry-level contract
- May 20 Jonas Ahnelov signed to entry-level contract.
- June 20 Olli Jokinen acquired from Florida in exchange for Keith Ballard, Nick Boynton and 2nd round draft choice in 2008 .
- June 25 Brian McGrattan acquired from Ottawa in exchange for a 5th round pick in 2009.
- July 1 Kurt Sauer signed as a free agent.
- July 1 Todd Fedoruk signed as a free agent
- July 1 Mikkel Boedker signed to entry-level contract.
- July 1 Viktor Tikhonov signed to entry-level contract.
- July 2 Drew Fata signed as a free agent.
- July 2 Derek Nesbitt signed as a free agent.
- July 2 David Spina signed as a free agent.
- July 2 Al Montoya signed to a two-year contract.
- July 3 David Hale signed as a free agent.
- July 3 Matt Jones signed a two-year contract.
- July 3 Francis Lessard signed as a free agent.
- July 3 Brian McGrattan signed a one-year contract.
- July 15 Jeff Hoggan signed as a free agent.
- July 15 Ryan Lannon signed as a free agent.
- July 18 Garth Murray signed as a free agent.
- July 22 Daniel Carcillo signed to a two-year contract.
- Aug. 14 Joel Perrault signed to a two-year contract.
- Sept. 12 Sean Zimmerman acquired from New Jersey in exchange for Kevin Cormier
- Oct. 9 Mike Zigomanis traded to Pittsburgh in exchange for future considerations
- Oct. 28 Ken Klee claimed off waivers from Anaheim
- Nov. 3 Alexander Nikulin acquired from Ottawa in exchange for Drew Fata
- Nov. 25 Wyatt Smith acquired from Tampa Bay in exchange for future considerations
- Dec. 3 Joakim Lindstrom acquired from Anaheim in exchange for Logan Stephenson

## 2009

- Mar. 4 Mikael Tellqvist traded to Buffalo in exchange for a 4th round draft choice in 2010
- Mar. 4 Matthew Lombardi, Brandon Prust and a conditional 1st round draft choice acquired from Calgary in exchange for Olli Jokinen and a 3rd round draft choice in 2009
- Mar. 4 Scottie Upshall and a 2nd round draft choice in 2011 acquired from Philadelphia in exchange for Daniel Carcillo
- Mar. 4 Nigel Dawes, Dmitri Kalinin and Petr Prucha acquired from NY Rangers in exchange for Derek Morris
- Mar. 20 Jeff May signed as a free agent; assigned to San Antonio (AHL)
- Apr. 13 Justin Bernhardt signed to entry-level contract
- June 19 Stefan Meyer acquired from Florida in exchange for the rights to Steven Reinprecht
- June 19 Petr Prucha signed to a two-year contract
- June 27 Jim Vandermeer acquired from Calgary in exchange for Brandon Prust
- June 27 Sami Lepisto acquired from Washington in exchange for a 5th round draft choice in 2010
- June 27 Shaun Heshka acquired from Vancouver in exchange for a seventh round draft choice in 2009
- July 1 Vernon Fiddler signed as a free agent
- July 1 Jason LaBarbera signed as a free agent
- July 2 Adrian Aucoin signed as a free agent

- July 13 Lauri Korpikoski acquired from NY Rangers in exchange for Enver Lisin
- July 16 Keith Yandle signed to a two-year contract
- July 21 Radim Vrbata acquired from Tampa Bay in exchange for Todd Fedoruk and David Hale
- July 28 Scottie Upshall signed to a one-year contract
- Sept. 2 Taylor Pyatt signed as a free agent
- Sept. 28 Ryan Hollweg signed as a free agent
- Sept. 28 Matt Watkins signed to entry level contract
- Sept. 29 Robert Lang signed as a free agent
- Sept. 30 Paul Bissonnette claimed off waivers from Pittsburgh
- Oct. 1 Colin Long signed to entry level contract
- Nov. 28 Viktor Tikhonov loaned to Cherepovets (KHL - Russia)
- Dec. 9 Michael Stone signed to entry level contract
- Dec. 21 Anders Eriksson signed to contract

## 2010

- Mar. 3 Wojtek Wolski acquired from Colorado for Peter Mueller and Kevin Porter
- Mar. 3 Derek Morris acquired from Boston for a conditional draft choice in the 2011 Entry Draft
- Mar. 3 Lee Stempniak acquired from Toronto for Matt Jones and a 4th and 7th round choice in the 2010 Entry Draft
- Mar. 3 Mathieu Schneider acquired from Vancouver for Sean Zimmerman and a conditional draft choice in the 2010 Entry Draft
- Mar. 3 Petteri Nokelainen acquired from Anaheim for 6th round draft choice in the 2011 Entry Draft
- Mar. 3 Alexandre Picard acquired from Columbus for Chad Kolarik
- Mar. 3 Miika Wiikman and a 7th round choice in the 2011 Entry Draft acquired from NY Rangers for Anders Eriksson
- Mar. 13 Viktor Tikhonov recalled from Cherepovets (KHL)
- Mar. 31 Chris Summers signed to an entry level contract
- Apr. 2 Mathieu Brodeur signed to an entry level contract
- May 3 Maxim Goncharov signed to entry level contract
- May 13 Acquired a 5th round draft choice in the 2010 Entry Draft from Carolina for the rights to prospect Jared Staal
- May 24 Oliver Ekman-Larsson signed to entry level contract
- June 9 Scottie Upshall signed to a one-year contract
- June 10 David Schlemko signed to a one-year contract
- June 10 Ryan Hollweg signed to a one-year contract
- June 17 Adrian Aucoin signed to a two-year contract
- June 21 Taylor Pyatt signed to a two-year contract
- June 28 Wojtek Wolski signed to a two-year contract
- June 28 Daniel Winnik traded to Colorado for 4th round choice in the 2012 Entry Draft
- June 29 Sami Lepisto signed to one-year contract
- June 30 Patrick O'Sullivan acquired from Edmonton for Jim Vandermeer; O'Sullivan's contract bought out
- July 1 Ray Whitney signed as a free agent
- July 1 Derek Morris signed to a four-year contract
- July 1 Petteri Nokelainen's contract is bought out
- July 2 Andrew Ebbett signed as a free agent
- Sept. Eric Belanger signed as a free agent
- Sept. Lee Stempniak signed to a two-year contract
- Oct. 8 Brandon Gormley signed to an entry-level contract
- Dec. 16 Tom Fenton signed to an emergency contract

## 2011

- Jan. 10 Acquired Michal Rozsival from the New York Rangers in exchange for Wojtek Wolski
- Feb. 9 Acquired a 6th round draft choice in the 2011 Entry Draft from the New York Islanders in exchange for Al Montoya
- Feb. 28 Acquired Rostislav Klesla and Dane Byers from the Columbus Blue Jackets in exchange for Scottie Upshall and Sami Lepisto
- Apr. 2 Andy Miele (Miami, OH) signed to an entry-level contract
- Apr. 6 Mark Visentin signed to an entry-level contract
- Apr. 22 Brett Hextall signed to an entry-level contract
- May 8 Acquired Ethan Werek from the New York Rangers in exchange for Oscar Lindberg
- May 19 Ethan Werek signed to an entry-level contract
- May 20 Petteri Nokelainen signed to a one-year contract
- June 1 Jordan Szwarz signed to an entry-level contract
- June 1 Louis Domingue signed to an entry-level contract
- June 2 Justin Weller signed to an entry-level contract
- June 6 Jason LaBarbera signed to a two-year contract



## 2011

June 7 Acquired Matt Clackson, a 3rd round draft choice in the 2012 Entry Draft and future considerations from the Philadelphia Flyers in exchange for the negotiating rights to Ilya Bryzgalov

July 1 Mike Smith signed as a free agent

July 1 Raffi Torres signed as a free agent

July 1 Boyd Gordon signed as a free agent

July 1 Radim Vrbata re-signed to a three-year contract

July 2 Alex Bolduc signed as a free agent

July 4 Curtis McElhinney signed as a free agent

July 4 Tyler Eckford signed as a free agent

July 5 Keith Yandle re-signed to a five-year contract

July 6 Dean Arsene signed as a free agent

July 6 Nathan Ostryck signed as a free agent

July 6 Matt Watkins re-signed to a one-year contract

July 19 Kyle Chipchura signed as a free agent

July 19 Marc-Antoine Pouliot signed to a one-year contract

July 19 Mathieu Beaudoin signed to a one-year contract

July 19 Brett MacLean signed to a one-year contract

July 20 Lauri Korpikoski re-signed to a two-year contract

July 27 Justin Pogge signed to a one-year contract

July 28 Connor Murphy signed to an entry-level contract

Aug. 4 Patrick O'Sullivan signed to a one-year contract

Aug. 10 Viktor Tikhonov signed to a one-year contract

Aug. 18 Mikkel Boedker re-signed to a two-year contract

Aug. 29 Acquired Daymond Langkow from the Calgary Flames in exchange for Lee Stempniak

Sept. 8 Marc Cheverie acquired from the Florida Panthers in exchange for Justin Bernhardt

Oct. 5 Paul Bissonnette signed to a two-year contract extension

Oct. 6 Martin Hanzal signed to a five-year contract extension

Oct. 23 Brock Trotter and a 7th round choice in the 2012 Entry Draft acquired from the Montreal Canadiens in exchange for Petteri Nokelainen and Garrett Stafford

Oct. 28 Cal O'Reilly acquired from the Nashville Predators in exchange for a 4th round selection in the 2012 Entry Draft

Nov. 22 Kyle Turris re-signed to a multi-year contract

Dec. 17 David Rundblad and a 2nd round selection in the 2012 Entry Draft acquired from the Ottawa Senators in exchange for Kyle Turris

## 2012

Jan. 2 Raffi Torres suspended two games

Jan. 10 Gilbert Brule claimed off re-entry waivers from the Edmonton Oilers

Jan. 12 Cal O'Reilly placed on waivers

Feb. 1 Cal O'Reilly claimed on re-entry waivers by the Pittsburgh Penguins

Feb. 22 Antoine Vermette acquired from the Columbus Blue Jackets in exchange for a 2nd round selection (previously acquired from OTT) in the 2012 Entry Draft, a 5th round selection the 2013 Entry Draft and goaltender Curtis McElhinney

Mar. 2 Brendan Shinnimin signed to a three-year entry level contract

Mar. 21 Shane Doan suspended three games

Mar. 23 Scott Arnold signed to a two-year entry level contract

Mar. 29 Chris Brown signed to a three-year entry level contract

Mar. 29 Mike Lee signed to a three-year entry level contract

Apr. 21 Raffi Torres suspended 25 games

Apr. 30 Mark Louis signed to a one-year contract

May 29 Phil Lane signed to a three-year entry level contract

June 22 Zbynek Michalek acquired from the Pittsburgh Penguins in exchange for defenseman Harrison Ruopp, goaltender Marc Cheverie and the 81st selection in the 2012 Entry Draft

June 29 Andy Miele re-signed to a one-year contract

July 1 Dave Moss signed to a two-year contract

July 1 Chad Johnson signed to a one-year contract

July 2 Alexandre Bolduc re-signed to a one-year contract

July 2 Chris Conner signed to a one-year contract

July 2 Raffi Torres' suspension reduced to 21 games

July 3 Rob Klinkhammer signed to a one-year contract

July 4 Steve Sullivan signed to a one-year contract

July 6 Kyle Chipchura re-signed to a one-year contract

July 11 Joel Rechlicz signed to a one-year contract

July 12 Nick Johnson signed to a one-year contract

July 18 Chris Summers re-signed to a one-year contract

Sept. 14 Shane Doan re-signed to a four-year contract

## 2013

Jan. 16 Matthew Lombardi acquired from the Toronto Maple Leafs in exchange for the 4th round draft choice in the 2014 NHL Entry Draft

Feb. 25 David Schlemko re-signed to a two-year contract

Mar. 6 Mathieu Brisebois signed to a three-year entry level contract

Mar. 8 Darian Dziurzynski signed to a two-year entry level contract

Mar. 11 Henrik Samuelsson signed to a three-year entry level contract

Mar. 15 Oliver Ekman-Larsson signed to a six-year contract

Mar. 29 Tobias Rieder acquired from the Edmonton Oilers in exchange for Kale Kessy

Apr. 3 Acquired a 3rd round draft choice in the 2013 NHL Entry Draft from the San Jose Sharks in exchange for Raffi Torres

Apr. 3 Brandon McMillan acquired from the Anaheim Ducks in exchange for Matthew Lombardi

Apr. 3 Acquired a 7th round draft choice in the 2014 NHL Entry Draft from the New Jersey Devils in exchange for Steve Sullivan

Apr. 15 Tobias Rieder signed to a three-year entry level contract

May 16 Rob Klinkhammer re-signed to a two-year contract

May 29 James Melindy signed to a three-year entry level contract

July 1 Mike Smith re-signed to a six-year contract

July 5 Mike Ribeiro signed to a four-year contract

Lauri Korpikoski re-signed to a four-year contract

Thomas Greiss signed to a one-year contract

Michael Stone re-signed to a three-year contract

Chris Summers re-signed to a one-year contract

Kyle Chipchura re-signed to a three-year contract

Andy Miele re-signed to a one-year contract

July 8 Tim Kennedy signed to a one-year contract

July 22 David Rundblad signed to a two-year contract

July 25 Signed Brandon McMillan to a one-year contract

July 30 Signed Mark Louis to a two-year two-way contract

Aug. 1 Signed Mathieu Brodeur to a one-year two-way contract

Sept. 6 Signed Brett Hextall to a one-year two-way contract

Sept. 7 Re-signed Mikkel Boedker to a two-year contract

Oct. 13 Signed Jeff Halpern to a one-year contract

Nov. 4 Signed Tyler Gaudet to a three-year entry-level contract

Nov. 29 Signed Gilbert Brule to a one-year contract

## 2014

Mar. 4 Traded David Rundblad and Mathieu Brisebois to Chicago in exchange for a 2nd round pick in the 2014 Entry Draft

Mar. 4 Acquired Martin Erat and John Mitchell from Washington in exchange for Rostislav Klesla, Chris Brown and a 4th round pick in the 2015 Entry Draft

Mar. 19 Signed Greg Carey to a one-year entry-level contract

Apr. 7 Signed Justin Hache to a three-year entry-level contract

Apr. 12 Signed Dan O'Donoghue to a two-year entry-level contract

May 8 Signed Marek Langhamer to a three-year entry-level contract

May 12 Signed Chris Summers to a two-year contract

June 27 Initiated a buyout of the three remaining years of Mike Ribeiro's contract

June 29 Acquired Sam Gagner and B.J. Crombeen from Tampa Bay in exchange for a sixth round draft choice in the 2015 NHL Entry Draft

July 1 Signed Devan Dubnyk to a one-year contract

Signed Joe Vitale to a three-year contract

Signed Alexandre Bolduc, Justin Hodgman, Andrew Campbell, Dylan Reese and Mike McKenna to one-year two-way contracts

July 11 Signed Dave Moss to a one-year contract

July 15 Signed Brandon McMillan to a one-year two-way contract

Signed Jordan Szwarz to a two-year two-way contract

July 18 Signed Brendan Perlini to a three-year entry-level contract

Oct. 5 Signed Laurent Dauphin to a three-year entry-level contract

Dec. 5 Acquired Philip Samuelsson from the Pittsburgh Penguins in exchange for Rob Klinkhammer and a conditional fifth round choice in the 2016 Entry Draft

## 2015

Jan. 3 David Schlemko claimed off waivers by the Dallas Stars

Jan. 14 Traded Devan Dubnyk to the Minnesota Wild in exchange for a third round choice in the 2015 Entry Draft

Feb. 11 Claimed Mark Arcobello off waivers from the Pittsburgh Penguins

Feb. 12 Brandon McMillan claimed off waivers by the Vancouver Canucks

Feb. 28 Acquired Klas Dahlbeck and a first round selection in the 2015 Entry Draft from the Chicago Blackhawks in exchange for Antoine Vermette

## 2015

Mar. 1 Acquired Anthony Duclair, John Moore, a first round draft choice in the 2016 Entry Draft and a second round choice in the 2015 Entry Draft from the New York Rangers in exchange for Keith Yandle and Chris Summers and a fourth round draft choice in the 2016 Entry Draft

Mar. 2 Acquired Maxim Letunov from the St. Louis Blues in exchange for Zbynek Michalek and a conditional third round draft choice in the 2015 Entry Draft

Mar. 2 Acquired David Leggio from the New York Islanders in exchange for Mark Louis

Mar. 2 Claimed Craig Cunningham (BOS) and Tye McGinn (SJS) off waivers

Apr. 10 Signed Ryan MacInnis to a three-year entry-level contract

Apr. 16 Signed Christian Dvorak to a three-year entry-level contract

May 28 Signed Matthias Plachta to a one-year entry-level contract

June 27 Acquired Nicklas Grossmann and the contract of Chris Pronger from Philadelphia in exchange for Sam Gagner and a conditional fourth round draft choice in 2016 or a third round draft choice in 2017

June 30 Acquired Boyd Gordon from Edmonton in exchange for Lauri Korpikoski

June 30 Signed Craig Cunningham to a one-year two-way contract

July 1 Signed Antoine Vermette to a two-year contract

July 1 Signed Zbynek Michalek to a two-year contract

July 1 Signed Anders Lindback to a one-year contract

July 1 Signed Brad Richardson to a three-year contract

July 1 Signed Steve Downie to a one-year contract

July 1 Signed Dustin Jeffrey to a one-year two-way contract

July 1 Signed Dylan Reese to a one-year two-way contract

July 1 Signed Dakota Mermis to a three-year entry-level contract

July 2 Signed Alex Grant to a one-year two-way contract

July 3 Signed Derek Smith to a one-year two-way contract

July 3 Signed Eric Selleck to a one-year two-way contract

July 6 Signed Dylan Strome to a three-year entry-level contract

July 7 Signed Mikkel Boedker to a one-year contract

July 10 Signed John Scott to a one-year contract

July 15 Signed Philip Samuelsson to a one-year two-way contract

July 15 Signed Brendan Shinnimin to a one-year two-way contract

July 20 Signed Klas Dahlbeck to a one-year two-way contract

July 20 Signed Jordan Martinook to a two-year two-way contract

July 23 Signed Michael Bunting to a three-year entry-level contract

July 29 Signed Niklas Treutle to a one-year entry-level contract

Aug. 4 Signed Brandon Gormley to a one-year two-way contract

Aug. 24 Signed Christian Fischer to a three-year entry-level contract

Sept. 3 Signed forward Nick Merkley to a three-year entry-level contract

Sept. 4 Signed goalie Louis Domingue to a one-year contract

Sept. 9 Acquired defenseman Stefan Elliott from the Colorado Avalanche in exchange for defenseman Brandon Gormley

Sept. 14 Signed defenseman Stefan Elliott to a one-year contract

Oct. 2 Signed defenseman Corey Potter to a one-year contract

Dec. 6 Claimed forward Viktor Tikhonov off waivers from the Chicago Blackhawks

Dec. 15 Acquired forward Christian Thomas from the Montreal Canadiens in exchange for forward Lucas Lessio

Dec. 22 Signed forward Conor Garland to a three-year entry-level contract

Dec. 26 Signed forward Dysin Mayo to a three-year entry-level contract

## 2016

Jan. 13 Claimed defenseman Kevin Connauton off waivers from the Columbus Blue Jackets

Jan. 15 Acquired defenseman Victor Bartley from the Nashville Predators in exchange for defenseman Stefan Elliott

Jan. 15 Acquired defenseman Jarred Tinordi and forward Stefan Fournier from the Montreal Canadiens in exchange for forward John Scott and defenseman Victor Bartley

Feb. 27 Claimed forward Jiri Sekac off waivers from the Chicago Blackhawks

Feb. 29 Acquired forwards Alex Tanguay and Conner Bleackley and defenseman Kyle Wood from Colorado Avalanche in exchange for forward Mikkel Boedker

Feb. 29 Acquired forward Sergei Plotnikov from Pittsburgh Penguins in exchange for forward Matthias Plachta and a conditional 7th round draft choice in the 2017 Entry Draft

Feb. 29 Acquired forward Matia Marcantuoni from the Pittsburgh Penguins in exchange for forwards Dustin Jeffrey and Dan O'Donoghue and defenseman James Melindy

Feb. 29 Traded defenseman Corey Potter to the Nashville Predators in exchange

for future considerations

Mar. 28 Signed defenseman Kyle Wood to a three-year entry-level contract

Apr. 5 Signed goalie Adin Hill to a three-year entry-level contract

June 16 Acquired the negotiating rights to defenseman Alex Goligoski from Dallas in exchange for a 5th round draft choice in the 2016 Entry Draft

June 17 Signed forward Craig Cunningham to a one-year, two-way contract

June 20 Acquired the San Jose Sharks' 2016 4th round draft choice and their 2017 3rd round draft choice in exchange for forward Maxim Letunov and a 2017 6th round draft choice

June 22 Signed defenseman Alex Goligoski to a five-year contract

June 24 Acquired the Detroit Red Wings' 2016 1st round draft choice and forward Pavel Datsyuk in exchange for the team's 2016 1st round draft choice (from NYR), a 2016 2nd round pick (from COL) and forward Joe Vitale

June 25 Acquired defenseman Anthony DeAngelo from the Tampa Bay Lightning in exchange for the team's 2nd round draft choice

June 27 Signed goalie Louis Domingue to a multi-year contract

July 1 Signed Jamie McGinn to a three-year contract

July 1 Signed Kevin Connauton to a two-year contract

July 1 Signed Justin Peters to a one-year, two-way contract

July 1 Signed Jamie McBain, Jarred Tinordi and Garret Ross to one-year, two-way contracts

July 1 Signed Klas Dahlbeck to a one-year contract

July 1 Signed Chris Mueller to a one-year, two-way contract

July 1 Signed Ryan White to a one-year contract

July 12 Signed Shane Doan to a one-year contract

July 15 Signed Tyler Gaudet to a one-year, two-way contract

July 22 Signed Stefan Fournier to a one-year, two-way contract

July 23 Signed Luke Schenn to a two-year contract

July 28 Signed Connor Murphy to a six-year contract

July 28 Signed Michael Stone to a one-year contract

July 30 Signed Jakob Chychrun to an entry-level contract

Aug. 16 Signed Radim Vrbata to a one-year contract

Aug. 25 Acquired forwards Lawson Crouse and Dave Bolland from the Florida Panthers in exchange for Arizona's 2017 conditional third round pick and 2018 conditional second round pick.

Oct. 4 Signed forward Tobias Rieder to a two-year contract

Oct. 6 Signed defenseman Jalen Smereck to entry-level contract

Oct. 13 Signed forward Lane Pederson to entry-level contract

Oct. 31 Signed defenseman Kyle Capobianco to entry-level contract

Dec. 9 Acquired forward Peter Holland from Toronto in exchange for a 2018 conditional draft choice

Dec. 11 Claimed forward Josh Jooris off waivers from the New York Rangers

## 2017

Jan. 2 Claimed forward Alexander Burmistrov off waivers from Winnipeg

Feb. 20 Acquired a 2017 third round draft choice and a conditional 2018 fifth round draft from Calgary in exchange for defenseman Michael Stone

Feb. 26 Acquired a 2017 first round draft choice, a 2018 second round draft choice, a 2019 conditional fourth round draft choice and forward Grayson Downing from Minnesota in exchange for forwards Martin Hanzal and Ryan White and a 2017 fourth round draft choice

Feb. 27 Acquired forward Teemu Pulkkinen from Minnesota in exchange for future considerations

Mar. 26 Signed forward Clayton Keller to an entry-level contract

Apr. 12 Signed forward Jens Looke to an entry-level contract

Apr. 15 Signed goalie Hunter Miska to an entry-level contract

May 1 Signed defenseman Cam Dineen to an entry-level contract

May 16 Signed forward Mario Kempe to a one-year contract

June 16 Acquired forward Nick Cousins and goalie Merrick Madsen from Philadelphia in exchange for forward Brendan Warren and a 2018 fifth round draft choice

June 17 Acquired defenseman Brandon Hickey, goalie Chad Johnson and a conditional third round draft choice from Calgary in exchange for goalie Mike Smith

June 23 Acquired defenseman Niklas Hjalmarsson from Chicago in exchange for defenseman Connor Murphy and forward Laurent Dauphin

June 23 Acquired forward Derek Stepan and goalie Antti Raanta from the New York Rangers in exchange for defenseman Anthony DeAngelo and Arizona's 2017 first round draft choice

July 1 Signed defenseman Adam Clendening to a one-year contract

July 1 Signed forward Nick Cousins to a one-year contract

July 1 Signed forward Zac Rinaldo and Michael Sislo and defenseman Andrew Campbell and Joel Hanley to one-year contracts

## 2017

July 4 Signed forward Michael Latta to a one-year contract  
 July 5 Signed forward Emerson Etem to a one-year contract  
 July 22 Signed forward Jordan Martinook to a two-year contract  
 July 22 Signed forward Tyler Gaudet to a one year, two-way contract  
 July 24 Signed goaltender Marek Langhamer to a one year, two-way contract  
 Sept 3 Signed forward Anthony Duclair to a one-year contract  
 Sept 17 Acquired defenseman Jason Demers from the Florida Panthers in exchange for forward Jamie McGinn  
 Oct 28 Acquired goaltender Scott Wedgewood from the New Jersey Devils in exchange for Calgary's 2018 fifth round draft choice  
 Nov 14 Acquired forward Tye McGinn and goaltender Michael Leighton from the Tampa Bay Lightning in exchange for goaltender Louis Domingue  
 Dec 4 Signed defenseman Pierre-Olivier Joseph to a three-year entry-level contract  
 Dec 14 Acquired forward Ryan Kujawinski from the New Jersey Devils in exchange for forward Michael Latta  
 Dec 19 Acquired forward Josh Archibald and goaltender Sean Maguire from the Pittsburgh Penguins in exchange for goaltender Michael Leighton

## 2018

Jan 4 Claimed forward Freddie Hamilton off waivers from the Calgary Flames  
 Jan 10 Acquired forwards Richard Panik and Laurent Dauphin from the Chicago Blackhawks in exchange for forward Anthony Duclair and defenseman Adam Clendening  
 Jan 22 Acquired defenseman John Ramage from the Columbus Blue Jackets in exchange for future considerations  
 Feb 21 Acquired goaltender Darcy Kuemper from the Los Angeles Kings in exchange for forward Tobias Rieder and goaltender Scott Wedgewood  
 Feb 22 Signed goaltender Darcy Kuemper to a two-year contract  
 Mar 1 Signed forward Brayden Burke to a three-year entry-level contract  
 Mar 6 Signed forward Tyler Steenbergen to a three-year entry-level contract  
 Mar 20 Signed goaltender Merrick Madsen to a two-year entry-level contract  
 Apr 6 Signed goaltender Antti Raanta to a three-year contract  
 Apr 12 Signed defenseman Jordan Gross to a two-year entry-level contract  
 May 3 Acquired forward Marcus Kruger and Carolina's 2018 third round draft choice from the Carolina Hurricanes in exchange for forward Jordan Martinook and Arizona's 2018 fourth round draft choice  
 May 15 Signed forward David Ullstrom to a one-year, two-way contract  
 May 23 Signed defenseman Ilya Lyubushkin to a one-year, two-way contract  
 May 28 Signed forward Mario Kempe to a one-year, two-way contract  
 June 15 Acquired center Alex Galchenyuk from the Montreal Canadiens in exchange for forward Max Domi  
 June 27 Signed defenseman Kevin Connauton to a two-year contract  
 July 1 Signed defenseman Oliver Ekman-Larsson to an eight-year contract  
 July 1 Signed defenseman Niklas Hjalmarsson to a two-year contract  
 July 1 Signed forward Michael Grabner to a three-year contract  
 July 3 Signed center Brad Richardson to a two-year contract  
 July 6 Signed center Barrett Hayton to a three-year entry-level contract  
 July 12 Acquired Vincent Hinostroza, Jordan Oesterle, a 2019 3rd round draft choice and the contract of Marian Hossa from the Chicago Blackhawks in exchange for center Marcus Kruger, forwards MacKenzie Entwistle and Jordan Maletta and defenseman Andrew Campbell and a 2019 5th round draft choice  
 July 14 Signed forward Michael Bunting, Laurent Dauphin, Hudson Fasching and defenseman Trevor Murphy to one-year, two-way contracts.  
 July 18 Acquired defenseman Jacob Graves and a conditional 2019 sixth round draft choice from Columbus in exchange for forward Ryan MacInnis.  
 Aug 9 Signed center Christian Dvorak to a six-year contract  
 Nov 13 Signed defenseman Jakob Chychrun to a six-year contract  
 Nov 25 Acquired center Nick Schmaltz from the Chicago Blackhawks in exchange for center Dylan Strome and forward Brendan Perlini

## 2019

Jan 11 Acquired center Jordan Weal from the Philadelphia Flyers in exchange for defenseman Jacob Graves and a 2019 sixth round draft choice  
 Feb 8 Acquired center Emil Pettersson from the Nashville Predators in exchange for forwards Laurent Dauphin and Adam Helewka  
 Feb 25 Acquired forward Michael Chaput from the Montreal Canadiens in exchange for center Jordan Weal  
 Mar 15 Signed defenseman Kevin Bahl to a three-year entry-level contract  
 Mar 29 Signed forward Jan Jenik to a three-year entry-level contract  
 Mar 30 Signed center Nick Schmaltz to a seven-year contract  
 Apr. 5 Signed goaltender Erik Kallgren to a two-year entry-level contract  
 June 5 Signed defenseman Robbie Russo to a one-year, two-way contract  
 June 14 Signed defenseman Ilya Lyubushkin to a one-year contract  
 June 25 Acquired center Carl Soderberg from the Colorado Avalanche in exchange for defenseman Kevin Connauton and a 2020 third round draft choice  
 June 29 Acquired forward Phil Kessel, defenseman Dane Birks and a 2021 fourth round draft choice from the Pittsburgh Penguins in exchange for forward Alex Galchenyuk and defenseman Pierre-Olivier Joseph  
 July 1 Signed goaltender Ivan Prosvetov to a three-year entry-level contract  
 July 1 Signed center Andy Miele and defenseman Aaron Ness to two-year, two-way contracts  
 July 1 Signed forward Beau Bennett to a one-year, two-way contract  
 July 2 Signed forward Lawson Crouse to a three-year contract  
 July 5 Signed forwards Michael Bunting and Hudson Fasching to two-year, two-way contracts  
 July 7 Signed defenseman Victor Soderstrom to a three-year, entry-level contract  
 July 15 Signed defenseman Dysin Mayo to a one-year, two-way contract  
 Aug 3 Signed goaltender Adin Hill to a one-year, two-way contract  
 Sept 4 Signed forward Clayton Keller to eight-year contract extension  
 Oct 1 Claimed goalie Eric Comrie off waivers from Winnipeg  
 Oct 2 Signed goalie Darcy Kuemper to a two-year contract extension through the 2021-22 season  
 Dec 16 Acquired forwards Taylor Hall and Blake Speers from New Jersey in exchange for a 2020 first round draft choice (conditional), a 2021 third round draft choice (conditional), forwards Nick Merkley and Nate Schnarr and defenseman Kevin Bahl

## 2020

Feb 24 Acquired forward Markus Hannikainen from Columbus in exchange for a 2020 seventh round draft choice (conditional)  
 Mar 19 Signed forward Ryan McGregor to a three-year contract  
 Mar 20 Signed forward Nate Scese to a one-year entry-level contract  
 Mar 30 Signed forward Michal Chaput to a one-year contract  
 Apr 6 Signed goalie David Tendeck to a three-year contract  
 Apr 9 Signed defenseman Cameron Crotty to a three-year contract  
 June 30 Signed defenseman Dysin Mayo to a one-year two-way contract  
 Aug 15 Signed forward Lane Pederson to a one-year two-way contract  
 Aug 23 Signed forward Blake Speers to a one-year two-way contract  
 Aug 31 Loaned defenseman Victor Soderstrom to Allsvenskan  
 Oct 5 Signed defenseman Kyle Capobianco to a two-year one-way contract  
 Oct 5 Signed defenseman Ilya Lyubushkin to a one-year, one-way contract  
 Oct 9 Signed forward John Hayden to a one-year contract  
 Oct 9 Signed forward Tyler Pitlick to a two-year contract  
 Oct 10 Signed defenseman Jordan Gross to a one-year, two-way contract  
 Oct 10 Signed forward Dryden Hunt to a one-year two-way contract  
 Oct 10 Signed forward Johan Larsson to a two-year contract  
 Oct 19 Signed forward Christian Fischer to a two-year contract  
 Dec. 21 Signed forward Drake Caggiula to a one-year contract  
 Dec. 26 Acquired a 2021 second-round draft choice from Ottawa in exchange for Derek Stepan  
 Dec 30 Signed forward Derick Brassard to a one-year contract



## GENERAL MANAGERS

YEAR	NAME	GAMES	RECORD	PTS
1979-80	John Ferguson	80	20-49-11	51
1980-81	John Ferguson	80	9-57-14	32
1981-82	John Ferguson	80	33-33-14	80
1982-83	John Ferguson	80	33-39-8	74
1983-84	John Ferguson	80	31-38-11	73
1984-85	John Ferguson	80	43-27-10	96
1985-86	John Ferguson	80	26-47-7	59
1986-87	John Ferguson	80	40-32-8	88
1987-88	John Ferguson	80	33-36-11	77
1988-89	John Ferguson	22	10-8-4	24
	Mike Smith	58	16-34-8	40
1989-90	Mike Smith	80	37-32-11	85
1990-91	Mike Smith	80	26-43-11	63
1991-92	Mike Smith	80	33-32-15	81
1992-93	Mike Smith	84	40-37-7	87
1993-94	Mike Smith	48	17-26-5	39
	John Paddock	36	7-25-4	18
1994-95	John Paddock	48	16-25-7	39
1995-96	John Paddock	82	36-40-6	78
1996-97	John Paddock	29	10-15-4	24
	Bobby Smith	53	28-22-3	59
1997-98	Bobby Smith	82	35-35-12	82
1998-99	Bobby Smith	82	39-31-12	90
*1999-00	Bobby Smith	82	39-31-8-4	90
2000-01	Bobby Smith	58	27-17-12-2	68
	Cliff Fletcher	24	8-10-5-1	22
2001-02	Michael Barnett	82	40-27-9-6	95
2002-03	Michael Barnett	82	31-35-11-5	78
2003-04	Michael Barnett	82	22-36-18-6	68
2005-06	Michael Barnett	82	38-39-5	81
2006-07	Michael Barnett	82	31-46-5	67
2007-08	Don Maloney	82	38-37-7	83
2008-09	Don Maloney	82	36-39-7	79
2009-10	Don Maloney	82	50-25-7	107
2010-11	Don Maloney	82	43-26-13	99
2011-12	Don Maloney	82	42-27-13	97
2012-13	Don Maloney	48	21-18-9	51
2013-14	Don Maloney	82	37-30-15	89
2014-15	Don Maloney	82	24-50-8	56
2015-16	Don Maloney	82	35-39-8	78
2016-17	John Chayka	82	30-42-10	70
2017-18	John Chayka	82	29-41-12	70
2018-19	John Chayka	82	39-35-8	86
2019-20	John Chayka	70	33-29-8	74

\*Records for '99-00 are "adjusted" to reflect overtime losses instead of regulation ties.

## HEAD COACHES

YEAR	NAME	GAMES	RECORD	PTS
1979-80	Tom McVie	77	19-47-11	49
	Bill Sutherland	3	1-2-0	2
1980-81	Tom McVie	28	1-20-7	9
	Bill Sutherland	29	6-20-3	15
	Mike Smith	23	2-17-4	8
1981-82	Tom Watt	80	33-33-14	80
1982-83	Tom Watt	80	33-39-8	74
1983-84	Tom Watt	21	6-13-2	14
	Barry Long	59	25-25-9	59
1984-85	Barry Long	80	43-27-10	96
1985-86	Barry Long	66	19-41-6	44
	John Ferguson	14	7-6-1	15
1986-87	Dan Maloney	80	40-32-8	88
1987-88	Dan Maloney	80	33-36-11	77
1988-89	Dan Maloney	52	18-25-9	45
	Rick Bowness	28	8-17-3	19
1989-90	Bob Murdoch	80	37-32-11	85
1990-91	Bob Murdoch	80	26-43-11	63
1991-92	John Paddock	80	33-32-15	81
1992-93	John Paddock	84	40-37-7	87
1993-94	John Paddock	84	24-51-9	57
1994-95	John Paddock	33	9-18-6	24
	Terry Simpson	15	7-7-1	15
1995-96	Terry Simpson	82	36-40-6	78
1996-97	Don Hay	82	38-37-7	83
1997-98	Jim Schoenfeld	82	35-35-12	82
1998-99	Jim Schoenfeld	82	39-31-12	90
*1999-00	Bob Francis	82	39-31-8-4	90
2000-01	Bob Francis	82	35-27-17-3	90
2001-02	Bob Francis	82	40-27-9-6	95
2002-03	Bob Francis	82	31-35-11-5	78
2003-04	Bob Francis	62	20-24-15-3	58
	Rick Bowness	20	2-12-3-3	10
2005-06	Wayne Gretzky	82	38-39-5	81
2006-07	Wayne Gretzky	82	31-46-5	67
2007-08	Wayne Gretzky	82	38-37-7	83
2008-09	Wayne Gretzky	82	36-39-7	79
2009-10	Dave Tippett	82	50-25-7	107
2010-11	Dave Tippett	82	43-26-13	99
2011-12	Dave Tippett	82	42-27-13	97
2012-13	Dave Tippett	48	21-18-9	51
2013-14	Dave Tippett	82	37-30-15	89
2014-15	Dave Tippett	82	24-50-8	56
2015-16	Dave Tippett	82	35-39-8	78
2016-17	Dave Tippett	82	30-42-10	70
2017-18	<b>Rick Tocchet</b>	<b>82</b>	<b>29-41-12</b>	<b>70</b>
2018-19	<b>Rick Tocchet</b>	<b>82</b>	<b>39-35-8</b>	<b>86</b>
2019-20	<b>Rick Tocchet</b>	<b>70</b>	<b>33-29-8</b>	<b>74</b>

\*Records for '99-00 are "adjusted" to reflect overtime losses instead of regulation ties.

## GENERAL MANAGER FRANCHISE TOTALS

NAME	GAMES	RECORD	PTS	PT%
John Ferguson	742	278-366-98	654	.441
Don Maloney	704	326-291-87	739	.525
Mike Smith	430	169-204-57	395	.459
Michael Barnett	410	162-183-38-27	389	.474
Bobby Smith	357	168-136-47-6	389	.545
John Chayka	316	131-147-38	300	.475
John Paddock	195	69-105-21	159	.408
Cliff Fletcher	24	8-10-5-1	22	.458

## HEAD COACH FRANCHISE TOTALS

NAME	GAMES	RECORD	PTS	PT%
Dave Tippett	622	282-257-83	647	.520
Bob Francis	390	165-144-60-21	411	.527
Wayne Gretzky	328	143-161-24	310	.473
John Paddock	281	106-138-37	249	.443
<b>Rick Tocchet</b>	<b>234</b>	<b>101-105-28</b>	<b>230</b>	<b>.491</b>
Dan Maloney	212	91-93-28	210	.495
Barry Long	205	87-93-25	199	.485
Tom Watt	181	72-85-24	168	.464
Jim Schoenfeld	164	74-66-24	172	.524
Bob Murdoch	160	63-75-22	148	.463
Tom McVie	105	20-67-18	58	.276
Terry Simpson	97	43-47-7	93	.479
Don Hay	82	38-37-7	83	.506
Rick Bowness	48	10-29-6-3	29	.302
Bill Sutherland	32	7-22-3	17	.266
Mike Smith	23	2-17-4	8	.174
John Ferguson	14	7-6-1	15	.536

## ASSISTANT COACHES

YEAR	NAME
1979-80	Bill Sutherland
1980-81	Bill Sutherland
1981-82	Bill Sutherland
1982-83	Bill Sutherland
1983-84	Bill Sutherland, Barry Long, Rick Bowness
1984-85	Bill Sutherland, Rick Bowness
1985-86	Bill Sutherland, Rick Bowness
1986-87	Bill Sutherland, Rick Bowness
1987-88	Bill Sutherland, Rick St. Croix, Bruce Southern
1988-89	Bill Sutherland, Rick St. Croix, Bruce Southern
1989-90	Alpo Suhonen, Clare Drake
1990-91	Clare Drake, Terry Simpson
1991-92	Terry Simpson, Glen Williamson, *Dave Prior
1992-93	Terry Simpson, Glen Williamson, Alpo Suhonen
1993-94	Andy Murray, Zinetula Bilyaletdinov, *Pete Peeters
1994-95	Andy Murray, Terry Simpson, Zinetula Bilyaletdinov, *Pete Peeters
1995-96	Perry Pearn, Randy Carlyle, *Pete Peeters
1996-97	Zinetula Bilyaletdinov, Paul MacLean, *Pete Peeters
1997-98	John Tortorella, Gordie Roberts, *Benoit Allaire
1998-99	John Tortorella, Gordie Roberts, *Benoit Allaire
1999-00	Rick Bowness, Wayne Fleming, *Benoit Allaire
2000-01	Rick Bowness, Pat Conacher, *Benoit Allaire
2001-02	Rick Bowness, Pat Conacher, *Benoit Allaire
2002-03	Rick Bowness, Pat Conacher, *Benoit Allaire
2003-04	Rick Bowness, Pat Conacher, Tom Kurvers, *Benoit Allaire
2005-06	Rick Tocchet, Barry Smith, Rick Bowness, *Grant Fuhr
2006-07	Barry Smith, Ulf Samuelsson, *Grant Fuhr
2007-08	Ulf Samuelsson, Rick Tocchet, *Grant Fuhr
2008-09	Ulf Samuelsson, Doug Sulliman, *Grant Fuhr
2009-10	Ulf Samuelsson, Dave King, Doug Sulliman, *Sean Burke
2010-11	Ulf Samuelsson, Dave King, Doug Sulliman, *Sean Burke
2011-12	Jim Playfair, John Anderson, *Sean Burke
2012-13	Jim Playfair, John Anderson, *Sean Burke
2013-14	Jim Playfair, Newell Brown, *Sean Burke
2014-15	Jim Playfair, Newell Brown, *Sean Burke
2015-16	Jim Playfair, Newell Brown, John Slaney, *Jon Elkin
2016-17	Jim Playfair, Newell Brown, John Slaney, Steve Peters, *Jon Elkin
2017-18	John MacLean, Scott Allen, Steve Peters, *Corey Schwab, *Jon Elkin
2018-19	John MacLean, Scott Allen, Steve Peters, *Corey Schwab
2019-20	John MacLean, Phil Housley, Steve Peters, *Corey Schwab

\* = Goaltending coach

## CAPTAINS

YEAR	NAME
1979-80	Lars-Erik Sjoberg
1980-81	Morris Lukowich
	Scott Campbell (14 games)
1981-82	Dave Christian
	Barry Long (5 games)
1982-83	Dave Christian
	Lucien DeBlois (22 games)
1983-84	Lucien DeBlois
1984-85	Dale Hawerchuk
1985-86	Dale Hawerchuk
1986-87	Dale Hawerchuk
1987-88	Dale Hawerchuk
1988-89	Dale Hawerchuk
1989-90	Thomas Steen, Dale Hawerchuk & Randy Carlyle (Co-captains)
1990-91	Thomas Steen & Randy Carlyle (Co-captains)
1991-92	Troy Murray
1992-93	Troy Murray
	Dean Kennedy
1993-94	Dean Kennedy
	Keith Tkachuk
1994-95	Keith Tkachuk
1995-96	Kris King
1996-97	Keith Tkachuk
1997-98	Keith Tkachuk
1998-99	Keith Tkachuk
1999-00	Keith Tkachuk
2000-01	Keith Tkachuk (64 games)
2001-02	Teppo Numminen
2002-03	Teppo Numminen
2003-04	Shane Doan
2005-06	Shane Doan
2006-07	Shane Doan
2007-08	Shane Doan
2008-09	Shane Doan
2009-10	Shane Doan
2010-11	Shane Doan
	Ed Jovanovski (5 games)
2011-12	Shane Doan
2012-13	Shane Doan
2013-14	Shane Doan
2014-15	Shane Doan
2015-16	Shane Doan
2016-17	Shane Doan
2017-18	Assistants only (Oliver Ekman-Larsson, Derek Stepan, Alex Goligoski, Niklas Hjalmarsson, Brad Richardson)
2018-19	Oliver Ekman-Larsson
2019-20	Oliver Ekman-Larsson

## HOME ATTENDANCE

SEASON	GAMES	TOTAL	AVERAGE	SEASON	GAMES	TOTAL	AVERAGE	SEASON	GAMES	TOTAL	AVERAGE
1979-80	40	527,722	13,193	1996-97	41	639,087	15,587	2014-15	41	547,149	13,345
1980-81	40	523,975	13,099	1997-98	41	631,621	15,405	2015-16	41	545,514	13,305
1981-82	40	528,634	13,216	1998-99	41	637,467	15,548	2016-17	41	536,878	13,094
1982-83	40	511,644	12,791	1999-00	41	614,644	14,991	2017-18	41	540,165	13,041
1983-84	40	482,167	12,054	2000-01	41	583,194	14,224	2018-19	41	580,642	14,162
1984-85	40	510,633	12,766	2001-02	41	539,770	13,165	2019-20	33	481,912	14,603
1985-86	40	547,778	13,694	2002-03	41	542,404	13,229	<b>TOTALS</b>	<b>1584</b>	<b>21,560,000</b>	<b>13,611</b>
1986-87	40	543,703	13,593	2003-04	41	634,152	15,467				
1987-88	40	507,066	12,677	2005-06	41	638,871	15,582				
1988-89	40	512,635	12,816	2006-07	41	614,519	14,988				
1989-90	40	524,016	13,100	2007-08	41	607,538	14,818				
1990-91	40	517,246	12,931	2008-09	41	609,507	14,866				
1991-92	40	519,625	12,991	2009-10	41	491,558	11,989				
1992-93	41	555,809	13,556	2010-11	40	487,543	12,189				
1993-94	41	545,198	13,298	2011-12	41	509,241	12,421				
1994-95	24	311,822	12,993	2012-13	24	334,165	13,923				
1995-96	41	463,961	11,316	2013-14	41	578,825	13,461				

1979-1996 - Winnipeg

1996-Present - Arizona

YEAR	POSITION	PLAYER
1980	Left Wing	Morris Lukowich
1981	Left Wing	Morris Lukowich
1982	Center	Dale Hawerchuk
1983	Defenseman	Dave Babych
1984	Defenseman	Dave Babych
1985	Defenseman	Randy Carlyle
	Center	Dale Hawerchuk
	Right Wing	Paul MacLean
	Center	Dale Hawerchuk
1986	Center	Dale Hawerchuk
1987	Center	Dale Hawerchuk
1988	Center	Dale Hawerchuk
1989	Defenseman	Dave Ellett
1990	Center	Thomas Steen
(represented by LW Doug Smail)		
1991	Defenseman	Phil Housley
1992	Defenseman	Phil Housley
1993	Defenseman	Randy Carlyle
	Defenseman	Phil Housley
	Right Wing	Teemu Selanne
1994	Right Wing	Teemu Selanne
1996	Right Wing	Teemu Selanne
1997	Defenseman	Oleg Tverdokovsky
	Left Wing	Keith Tkachuk
	Left Wing	Keith Tkachuk (North America)
1998	Goaltender	Nikolai Khabibulin (World)
1999	Center	Jeremy Roenick (North America)
	Left Wing	Keith Tkachuk (North America)
	Goaltender	Nikolai Khabibulin (World)
	Defenseman	Teppo Numminen (World)
	Coach	Jim Schoenfeld (North America)

YEAR	POSITION	PLAYER
2000	Center	Jeremy Roenick (North America)
	Defenseman	Teppo Numminen (World)
	Goaltender	Sean Burke (North America)
2001	Defenseman	Teppo Numminen (World)
2002	Goaltender	Sean Burke (North America)
2003	No Representatives	
2004	Right Wing	Shane Doan
2007	Center	Yanic Perreault
	Defenseman	Ed Jovanovski
	Defenseman	Ed Jovanovski
2008	Defenseman	Ed Jovanovski
2009	Left Wing	Shane Doan
2011	Defenseman	Keith Yandle
2012	Defenseman	Keith Yandle
2015	Defenseman	Oliver Ekman-Larsson
2017	Goaltender	Mike Smith
2018	Defenseman	Oliver Ekman-Larsson
2019	Left Wing	Clayton Keller
2020	Goaltender	Darcy Kuemper (Pacific Division)
	Coach	Rick Tocchet (Pacific Division)
1987	Rendez-Vous '87 replaces NHL All-Star Game	
1995	No NHL All-Star Game due to shortened season	
1998	NHL All-Star Game format changes to North America vs. the World	
2003	NHL All-Star Game format changes to Eastern Conference vs. Western Conference	
2005	No NHL All-Star Game due to cancelled 2004-05 season	
2006	No NHL All-Star Game due to 2006 Olympic Winter Games	
2010	No NHL All-Star Game due to 2010 Olympic Winter Games	
2013	No NHL All-Star Game due to shortened season	
2014	No NHL All-Star Game due to 2014 Olympic Winter Games	

## YOUNG STARS / ALL STARS / ALL ROOKIE TEAM

### YOUNG STARS GAME

YEAR	POSITION	PLAYER
2002	Center	Krystofer Kolanos
(represented by D Paul Mara)		
2003	Defenseman	Ossi Vaananen
	Right Wing	Branko Radivojevic
	No Representatives	
2004	No Representatives	
2007	No Representatives	
2008	Center	Peter Mueller
2009	Right Wing	Mikkel Boedker
2011	Defenseman	Oliver Ekman-Larsson

\*NHL Young Stars Game began in the 2001-02 season

2005 No NHL Young Stars Game due to cancelled 2004-05 season  
 2006 No NHL Young Stars Game due to 2006 Olympic Winter Games  
 2010 No NHL Young Stars Game due to 2010 Olympic Winter Games  
 2013 No NHL Young Stars Game due to shortened season  
 2014 No NHL Young Stars Game due to 2014 Olympic Winter Games

### ALL STAR TEAMS (POSTSEASON)

YEAR	POS.	PLAYER	TEAM
1984-85	C	Dale Hawerchuk	Second Team
1991-92	D	Phil Housley	Second Team
1992-93	RW	Teemu Selanne	First Team
1994-95	C	Alexei Zhamnov	Second Team
	LW	Keith Tkachuk	Second Team
	G	Ilya Bryzgalov	Second Team
2009-10	LW	Ray Whitney	Second Team

### ALL ROOKIE TEAMS

YEAR	POS.	PLAYER
1987-88	LW	Iain Duncan
1989-90	G	Bob Essensa
1992-93	RW	Teemu Selanne
1993-94	D	Boris Mironov
2017-18	RW	Clayton Keller

\*NHL All-Rookie Teams began in the 1982-83 season





## HART TROPHY

YEAR	POS.	PLAYER	WINNER
1985	C	Dale Hawerchuk	Runner-Up



## VEZINA TROPHY

YEAR	POS.	PLAYER	WINNER
2010	G	Ilya Bryzgalov	Runner-Up



## CALDER TROPHY

YEAR	POS.	PLAYER	WINNER
1982	C	Dale Hawerchuk	Winner
1993	RW	Teemu Selanne	Winner
2018	RW	Clayton Keller	Finalist



## KING CLANCY TROPHY

YEAR	POS.	PLAYER	WINNER
1996	LW	Kris King	Winner
2010	RW	Shane Doan	Winner
2019	D	Oliver Ekman-Larsson	Finalist



## LESTER PATRICK TROPHY

YEAR	POS.	PLAYER	WINNER
1995	LW	Brian Mullen	Winner



## JACK ADAMS AWARD

YEAR	COACH	WINNER
1982	Tom Watt	Winner
1985	Barry Long	Runner-Up
1990	Bob Murdoch	Winner
2002	Bob Francis	Winner
2010	Dave Tippett	Winner



## LESTER B. PEARSON AWARD

YEAR	POS.	PLAYER	WINNER
2002	G	Sean Burke	Finalist



## MARK MESSIER LEADERSHIP AWARD

YEAR	POS.	PLAYER	WINNER
2010	RW	Shane Doan	Finalist
2011	RW	Shane Doan	Finalist
2012	RW	Shane Doan	Winner

## GENERAL MANAGER OF THE YEAR AWARD

YEAR	EXECUTIVE	WINNER
2010	Don Maloney	Winner

## NHL PLAYER OF THE WEEK

YEAR	WEEK OF	POS.	WINNER
1980-81	Feb. 16	C	Dave Christian
1981-82	Mar. 8	G	Doug Soetaert
	Mar. 22	G	Ed Staniowski
1984-85	Mar. 18	G	Brian Hayward
1986-87	Nov. 16	G	Eldon Reddick
	Mar. 1	C	Dale Hawerchuk
1987-88	Feb. 7	C	Dale Hawerchuk
1988-89	Nov. 20	G	Alain Chevrier
1989-90	Jan. 1	G	Bob Essensa
1990-91	Nov. 4	G	Bob Essensa
	Feb. 3	C	Thomas Steen
1991-92	Nov. 17	G	Bob Essensa
	Feb. 2	G	Bob Essensa
1992-93	Mar. 1	C	Thomas Steen
1993-94	Oct. 25	RW	Teemu Selanne
	Dec. 6	LW	Keith Tkachuk
1995-96	Apr. 1	LW	Keith Tkachuk
1996-97	Mar. 10	G	Nikolai Khabibulin
	Apr. 7	LW	Keith Tkachuk
1997-98	Dec. 15	RW	Mike Gartner
1998-99	Nov. 9-15	G	Jimmy Waite
1999-00	Nov. 22-28	C	Jeremy Roenick
2002-03	Dec. 30-Jan. 5	G	Sean Burke
2003-04	Dec. 29-Jan. 4	G	Brian Boucher
2003-04	Jan. 5-11	G	Brian Boucher
2005-06	Mar. 27-Apr. 2	C	Steven Reinprecht
2009-10	Oct. 12-18	G	Ilya Bryzgalov
2009-10	Jan. 25-31	RW	Shane Doan
2011-12	Feb. 6-12	G	Mike Smith
2011-12	Apr. 2-8	G	Mike Smith
2015-16	Oct. 7-11	G	Mike Smith
2015-16	Dec. 28-Jan. 3	RW	Shane Doan
2017-18	Feb. 12-18	G	Antti Raanta
2017-18	Mar. 26-Apr. 1	G	Antti Raanta
2018-19	Nov. 26-Dec. 2	G	Adin Hill
2018-19	Mar. 25-31	G	Darcy Kuemper

\*NHL Player of the Week began in the 1980-81 season

## NHL PLAYER OF THE MONTH

YEAR	MONTH	POS.	PLAYER
1984-85	Mar./Apr.	G	Brian Hayward
1992-93	January	RW	Teemu Selanne
1999-00	October	G	Mikhail Shtalenkov
2000-01	October	G	Sean Burke
2001-02	March	G	Sean Burke
2009-10	March	RW	Lee Stempniak
2011-12	February	G	Mike Smith

\*NHL Player of the Month began in the 1980-81 season

## NHL ROOKIE OF THE MONTH

YEAR	MONTH	POS.	PLAYER
1986-87	January	G	Daniel Berthiaume
1992-93	October	RW	Teemu Selanne
	January	RW	Teemu Selanne
	Mar./Apr.	RW	Teemu Selanne
1999-00	January	C	Trevor Letowski
2001-02	November	C	Krystofer Kolanos
2007-08	January	C	Peter Mueller
2015-16	January	G	Louis Domingue
2017-18	October	LW	Clayton Keller
2017-18	March	LW	Clayton Keller

\*NHL Rookie of the Month began in the 1983-84 season

TEAM MVP YEAR	POS.	PLAYER	LEADING SCORER YEAR	POS.	PLAYER	MAN OF THE YEAR YEAR	POS.	PLAYER
1996-97	LW	Keith Tkachuk	1996-97	LW	Keith Tkachuk	1996-97	LW	Kris King
1997-98	LW	Keith Tkachuk	1997-98	LW	Keith Tkachuk	1997-98	LW	Jim McKenzie
1998-99	G	Nikolai Khabibulin	1998-99	C	Jeremy Roenick	1998-99	C	Jeremy Roenick
1999-00	C	Jeremy Roenick	1999-00	C	Jeremy Roenick	1999-00	C	Jeremy Roenick
2000-01	G	Sean Burke	2000-01	C	Jeremy Roenick	2000-01	LW	Brad May
2001-02	G	Sean Burke	2001-02	C	Daymond Langkow	2001-02	RW	Landon Wilson
2002-03	RW	Mike Johnson	2002-03	RW	Mike Johnson	2002-03	RW	Landon Wilson
2003-04	RW	Shane Doan	2003-04	RW	Shane Doan	2003-04	RW	Shane Doan
2005-06	G	Curtis Joseph	2005-06	RW	Shane Doan		LW	Tyson Nash
2006-07	RW	Shane Doan	2006-07	RW	Shane Doan	2005-06	D	Keith Ballard
2007-08	RW	Shane Doan	2007-08	RW	Shane Doan		RW	Fredrik Sjoström
2008-09	RW	Shane Doan	2008-09	RW	Shane Doan	2006-07	LW	Josh Gratton
2009-10	G	Ilya Bryzgalov	2009-10	LW	Wojtek Wolski	2007-08	D	Derek Morris
2010-11	G	Ilya Bryzgalov	2010-11	RW	Shane Doan	2008-09	D	Kurt Sauer
2011-12	G	Mike Smith	2011-12	LW	Ray Whitney	2009-10	D	Jim Vandermeer
2012-13	D	Oliver Ekman-Larsson	2012-13	RW	Shane Doan	2010-11	C	Vernon Fiddler
2013-14	C	Antoine Vermette	2013-14	D	Keith Yandle	2011-12	G	Jason LaBarbera
2014-15	D	Oliver Ekman-Larsson	2014-15	D	Oliver Ekman-Larsson	2012-13	LW	Paul Bissonnette
2015-16	D	Oliver Ekman-Larsson	2015-16	D	Oliver Ekman-Larsson	2013-14	RW	David Moss
2016-17	RW	Radim Vrbata	2016-17	RW	Radim Vrbata	2014-15	D	Michael Stone
2017-18	RW	Clayton Keller	2017-18	RW	Clayton Keller	2015-16	D	Michael Stone
2018-19	G	Darcy Kuemper	2018-19	RW	Clayton Keller	2016-17	D	Oliver Ekman-Larsson
2019-20	G	Darcy Kuemper	2019-20	C	Nick Schmaltz	2017-18	D	Oliver Ekman-Larsson
<b>JUKKA NIEMINEN MEMORIAL TROPHY</b> (HARDEST WORKING PLAYER)			<b>THREE-STAR AWARD</b>			<b>BETH CHAMPIE MEMORIAL AWARD</b> PRESENTED BY THE COYOTES BOOSTER CLUB		
YEAR	POS.	PLAYER	YEAR	POS.	PLAYER	YEAR	POS.	PLAYER
1996-97	RW	Dallas Drake	1996-97	LW	Keith Tkachuk	2007-08	D	Derek Morris
1997-98	RW	Dallas Drake	1997-98	LW	Keith Tkachuk	2008-09	RW	Shane Doan
1998-99	RW	Rick Tocchet	1998-99	LW	Keith Tkachuk	2009-10	D	Keith Yandle
1999-00	RW	Shane Doan	2000-01	G	Sean Burke	2010-11	LW	Paul Bissonnette
2000-01	C	Mike Sullivan	2001-02	G	Sean Burke			
2001-02	RW	Shane Doan	2002-03	LW	Ladislav Nagy			
2002-03	RW	Shane Doan	2003-04	RW	Shane Doan			
2003-04	D	Cale Hulse	2005-06	G	Curtis Joseph			
2005-06	D	Keith Ballard	2006-07	RW	Shane Doan			
2006-07	D	Keith Ballard	2007-08	G	Ilya Bryzgalov			
2007-08	RW	Shane Doan	2008-09	RW	Shane Doan			
2008-09	D	Zbynek Michalek	2009-10	G	Ilya Bryzgalov			
2009-10	C	Vernon Fiddler	2010-11	G	Ilya Bryzgalov			
2010-11	LW	Lauri Korpikoski	2011-12	G	Mike Smith			
2011-12	RW	Shane Doan	2012-13	G	Mike Smith			
2012-13	C	Boyd Gordon	2013-14	G	Mike Smith			
2013-14	C	Antoine Vermette	2014-15	G	Mike Smith			
2014-15	RW	Tobias Rieder	2015-16	RW	Shane Doan			
2015-16	LW	Jordan Martinook	2016-17	G	Mike Smith			
2016-17	LW	Jordan Martinook	2017-18	RW	Clayton Keller			
2017-18	C	Nick Cousins	2018-19	G	Darcy Kuemper			
2018-19	D	Niklas Hjalmarsson	2019-20	G	Darcy Kuemper			
2019-20	RW	Conor Garland						

## HOCKEY HALL OF FAME

HHOF MEMBER	YEAR INDUCTED	FRANCHISE AFFILIATION
Bobby Hull	1983 as Player	Player, 1979-80
Wayne Gretzky	1999 as Player	Managing Partner-Head Coach, 2001-2009
Dale Hawerchuk	2001 as Player	Player, 1981-82 to 1989-90
Mike Gartner	2001 as Player	Player, 1996-97 to 1997-98
Grant Fuhr	2003 as Player	Goaltending Coach, 2004-2009
Cliff Fletcher	2004 as Builder	Senior Executive VP, 2001-2007
Paul Coffey	2004 as Player	Special Teams Consultant, 2002-2005
Brett Hull	2009 as Player	Player, 2005-06
Phil Housley	2015 as Player	Player, 1990-93

## OLYMPIC GAMES

YEAR	POS.	PLAYER	COUNTRY	FINISH	YEAR	POS.	PLAYER	COUNTRY	FINISH
1980	C	Dave Christian	USA	Gold	1994	LW	Ravil Gusmanov	Russia	4th
	LW	Bengt Lundholm	Sweden	Bronze	1998	LW	Keith Tkachuk	USA	6th
	D	Don Spring	Canada	6th		C	Jeremy Roenick	USA	6th
	D	Tim Watters	Canada	6th		D	Teppo Numminen	Finland	Bronze
1984	LW	Anssi Melametsa	Finland	6th		C	Juha Ylonen	Finland	Bronze
	G	Marc Behrend	USA	7th	2002	D	Danny Markov	Russia	Bronze
1988	D	Tim Watters	Canada	4th		D	Teppo Numminen	Finland	6th
	D	Teppo Numminen	Finland	Silver		D	Ossi Vaananen	Finland	6th
	D	Guy Gosselin	USA	7th		C	Michal Handzus	Slovakia	13th
1992	LW	Petri Skriko	Finland	7th	2006	RW	Shane Doan	Canada	7th
	G	Nikolai Khabibulin	Russia	Gold		D	Dennis Seidenberg	Germany	9th
	D	Sergei Bautin	Russia	Gold	2010	G	Ilya Bryzgalov	Russia	7th
	LW	Evgeny Davydov	Russia	Gold		D	Sami Lepisto	Finland	Bronze
	C	Alexei Zhamnov	Russia	Gold		D	Zbynek Michalek	Czech Republic	5th
	LW	Keith Tkachuk	USA	4th	2014	G	Mike Smith	Canada	Gold
	D	Moe Mantha	USA	4th		D	Oliver Ekman-Larsson	Sweden	Silver
	RW	Teemu Selanne	Finland	7th		LW	Lauri Korpikoski	Finland	Bronze
	RW	Hannu Jarvenpaa	Finland	7th		D	Zbynek Michalek	Czech Republic	6th
						C	Martin Hanzal	Czech Republic	6th

## SEASON OPENERS

SEASON	SITE	DATE	OPP.	RESULT
1979-80	Road	Oct. 10	at Pittsburgh	4-2 L
1980-81	Road	Oct. 10	at Washington	4-1 L
1981-82	Home	Oct. 6	vs. Toronto	6-1 L
1982-83	Home	Oct. 6	vs. Minnesota	5-4 L
1983-84	Home	Oct. 5	vs. Detroit	6-6 T
1984-85	Home	Oct. 14	vs. Toronto	5-2 W
1985-86	Road	Oct. 10	at Edmonton	4-3 L
1986-87	Home	Oct. 9	vs. Buffalo	3-2 W
1987-88	Road	Oct. 10	at Calgary	5-1 W
1988-89	Road	Oct. 6	at Vancouver	2-2 T
1989-90	Home	Oct. 6	vs. NY Rangers	4-1 L
1990-91	Home	Oct. 4	vs. Toronto	7-1 W
1991-92	Home	Oct. 4	vs. Los Angeles	6-3 L
1992-93	Home	Oct. 6	vs. Detroit	4-1 W
1993-94	Home	Oct. 6	vs. Washington	6-4 W
1994-95	Home	Jan. 20	vs. Calgary	3-3 T
1995-96	Home	Oct. 7	vs. Dallas	7-5 W
1996-97	Road	Oct. 5	at Hartford	1-0 L
1997-98	Home	Oct. 1	vs. Chicago	6-2 W
1998-99	Home	Oct. 11	vs. Ottawa	4-1 L

SEASON	SITE	DATE	OPP.	RESULT
1999-00	Road	Oct. 2	at St. Louis	2-1 W
2000-01	Home	Oct. 5	vs. St. Louis	4-1 W
2001-02	Road	Oct. 4	at Los Angeles	2-2 T
2002-03	Road	Oct. 9	at Los Angeles	4-1 L
2003-04	Home	Oct. 10	vs. St. Louis	2-1 W
2005-06	Road	Oct. 5	at Vancouver	3-2 L
2006-07	Home	Oct. 5	vs. NY Islanders	6-3 W
2007-08	Home	Oct. 4	vs. St. Louis	3-2 W
2008-09	Home	Oct. 11	vs. Columbus	3-1 W
2009-10	Road	Oct. 3	at Los Angeles	6-3 W
*2010-11	Road	Oct. 9	at Boston	5-2 W
2011-12	Road	Oct. 8	at San Jose	6-3 L
2012-13	Road	Jan. 19	at Dallas	4-3 L
2013-14	Home	Oct. 3	vs. NY Rangers	4-1 W
2014-15	Home	Oct. 9	vs. Winnipeg	6-2 L
2015-16	Road	Oct. 9	at Los Angeles	4-1 W
2016-17	Home	Oct. 15	vs. Philadelphia	4-3 W
2017-18	Road	Oct. 5	at Anaheim	5-4 L
2018-19	Road	Oct. 4	at Dallas	3-0 L
2019-20	Road	Oct. 3	at Anaheim	2-1 L

**RECORD: 19-17-4-0**

\*Game Played at Q2 Arena in Prague, CZE as part of the 2010 Compuware NHL Premiere Series

## HOME OPENERS

SEASON	DATE	OPPONENT	RESULT
1979-80	Oct. 14	vs. Colorado	4-2 W
1980-81	Oct. 17	vs. Chicago	6-2 W
1981-82	Oct. 6	vs. Toronto	6-1 L
1982-83	Oct. 6	vs. Minnesota	5-4 L
1983-84	Oct. 5	vs. Detroit	6-6 T
1984-85	Oct. 14	vs. Toronto	5-2 W
1985-86	Oct. 13	vs. Quebec	5-2 L
1986-87	Oct. 9	vs. Buffalo	3-2 W
1987-88	Oct. 12	vs. Calgary	3-2 W
1988-89	Oct. 14	vs. Vancouver	4-3 W
1989-90	Oct. 6	vs. NY Rangers	4-1 L
1990-91	Oct. 4	vs. Toronto	7-1 W
1991-92	Oct. 4	vs. Los Angeles	6-3 L
1992-93	Oct. 6	vs. Detroit	4-1 W
1993-94	Oct. 6	vs. Washington	6-4 W
1994-95	Jan. 20	vs. Calgary	3-3 T
1995-96	Oct. 7	vs. Dallas	7-5 W
1996-97	Oct. 10	vs. San Jose	4-1 W
1997-98	Oct. 1	vs. Chicago	6-2 W
1998-99	Oct. 11	vs. Ottawa	4-1 L

SEASON	DATE	OPPONENT	RESULT
1998-99	Oct. 11	vs. Ottawa	4-1 L
1999-00	Oct. 5	vs. Anaheim	4-0 W
2000-01	Oct. 5	vs. St. Louis	4-1 W
2001-02	Oct. 13	vs. Washington	5-2 W
2002-03	Oct. 12	vs. Dallas	5-2 L
2003-04	Oct. 10	vs. St. Louis	2-1 W
2005-06	Oct. 8	vs. Minnesota	2-1 W
2006-07	Oct. 5	vs. NY Islanders	6-3 W
2007-08	Oct. 4	vs. St. Louis	3-2 W
2008-09	Oct. 11	vs. Columbus	3-1 W
2009-10	Oct. 10	vs. Columbus	2-0 L
2010-11	Oct. 16	vs. Detroit	2-1 OTL
2011-12	Oct. 15	vs. Winnipeg	4-1 W
2012-13	Jan. 20	vs. Chicago	6-4 L
2013-14	Oct. 3	vs. NY Rangers	4-1 W
2014-15	Oct. 9	vs. Winnipeg	6-2 L
2015-16	Oct. 10	vs. Pittsburgh	2-1 W
2016-17	Oct. 15	vs. Philadelphia	4-3 W
2017-18	Oct. 7	vs. Vegas	2-1 OTL
2018-19	Oct. 6	vs. Anaheim	1-0 L
2019-20	Oct. 5	vs. Boston	1-0, L

**RECORD: 24-12-2-2**

## ROAD OPENERS

SEASON	DATE	OPPONENT	RESULT
1979-80	Oct. 10	at Pittsburgh	4-2 L
1980-81	Oct. 10	at Washington	4-1 L
1981-82	Oct. 14	at Edmonton	4-2 W
1982-83	Oct. 9	at Detroit	8-0 W
1983-84	Oct. 12	at Pittsburgh	4-3 W
1984-85	Oct. 17	at Calgary	7-4 L
1985-86	Oct. 10	at Edmonton	4-3 L
1986-87	Oct. 16	at Hartford	4-4 T
1987-88	Oct. 10	at Calgary	5-1 W
1988-89	Oct. 6	at Vancouver	2-2 T
1989-90	Oct. 10	at Pittsburgh	5-1 L
1990-91	Oct. 6	at Edmonton	3-3 T
1991-92	Oct. 10	at San Jose	5-4 W
1992-93	Oct. 8	at San Jose	4-3 L
1993-94	Oct. 9	at Dallas	3-3 T
1994-95	Jan. 25	at San Jose	4-0 L
1995-96	Oct. 11	at NY Rangers	6-4 L
1996-97	Oct. 5	at Hartford	1-0 L
1997-98	Oct. 3	at St. Louis	7-2 L
1998-99	Oct. 22	at Dallas	2-1 L
1999-00	Oct. 2	at St. Louis	2-1 W

SEASON	DATE	OPPONENT	RESULT
2000-01	Oct. 12	at San Jose	2-1 L
2001-02	Oct. 4	at Los Angeles	2-2 T
2002-03	Oct. 9	at Los Angeles	4-1 L
2003-04	Oct. 12	at Anaheim	2-0 W
2005-06	Oct. 5	at Vancouver	3-2 L
2006-07	Oct. 9	at Columbus	5-1 L
2007-08	Oct. 10	at Columbus	3-0 L
2008-09	Oct. 12	at Anaheim	4-2 W
2009-10	Oct. 3	at Los Angeles	6-3 W
*2010-11	Oct. 9	at Boston	5-2 W
2011-12	Oct. 8	at San Jose	6-3 L
2012-13	Jan. 19	at Dallas	4-3 L
2013-14	Oct. 5	at San Jose	4-1 L
2014-15	Oct. 21	at Nashville	4-3 SOL
2015-16	Oct. 9	at Los Angeles	4-1 W
2016-17	Oct. 18	at Ottawa	7-4 L
2017-18	Oct. 5	at Anaheim	5-4 L
2018-19	Oct. 4	at Dallas	3-0 L
2019-20	Oct. 3	at Anaheim	2-0, L

**RECORD: 11-23-5-1**

\*Game Played at Q2 Arena in Prague, CZE as part of the 2010 Compuware NHL Premiere Series

**FIRST GAME****Home:** vs Colorado, Oct. 14, 1979**Road:** at Pittsburgh, Oct. 10, 1979**FIRST STARTING LINE UP****Goaltender:** Gary Smith**Defensemen:** Lars-Erik Sjoberg, Craig Norwich**Center:** Peter Sullivan**Left Wing:** Morris Lukowich**Right Wing:** Willy Lindstrom**FIRST WIN****Home:** vs Colorado (4-2), Oct. 14, 1979**Road:** at Quebec (5-2), Oct. 31, 1979**FIRST LOSS****Home:** vs Detroit (5-1), Oct. 17, 1979**Road:** at Pittsburgh (4-2), Oct. 10, 1979**FIRST TIE****Home:** vs St. Louis (2-2), Oct. 28, 1979**Road:** at Minnesota (4-4), Dec. 1, 1979**FIRST GOAL****Home:** Peter Sullivan (5:50 of 1st period) vs Colorado, Oct. 14, 1979**Road:** Morris Lukowich (13:34 of 3rd period) vs Pittsburgh, Oct. 10, 1979**FIRST ASSISTS****Home:** Willy Lindstrom, Lars Sjoberg (5:50 of 1st period) vs Colorado, Oct. 14, 1979**Road:** Peter Marsh, Barry Melrose (13:34 of 3rd period) at Pittsburgh, Oct. 10, 1979**FIRST MINOR PENALTY****Home:** Gary Smith, slashing (0:33 of 1st period) vs Colorado, Oct. 14, 1979**Road:** Hilliard Graves, slashing (3:19 of 1st period) at Pittsburgh, Oct. 10, 1979**FIRST MAJOR PENALTY****Home:** Peter Marsh (14:23 of 2nd period) vs Detroit, Oct. 17, 1979**Road:** Barry Melrose (18:23 of 1st period) vs Colorado, Oct. 20, 1979**FIRST MISCONDUCT PENALTY****Home:** Peter Marsh (14:23 of 2nd period) vs Detroit, Oct. 17, 1979**Road:** Jimmy Mann (11:15 of 3rd period) vs Atlanta, Nov. 6, 1979**FIRST POWER-PLAY GOAL****Home:** Jude Drouin (18:30 of 2nd period) vs Colorado, Oct. 14, 1979**Road:** Peter Sullivan (15:56 of 3rd period) at Pittsburgh, Oct. 10, 1979**FIRST SHORTHANDED GOAL****Home:** Lars-Erik Sjoberg (4:30 of 2nd period) vs Vancouver, Nov. 24, 1979**Road:** Jude Drouin (5:33 of 1st period) at Minnesota, Dec. 1, 1979**FIRST GAME-WINNING GOAL****Home:** Jude Drouin (18:30 of 2nd period) vs Colorado, Oct. 14, 1979**Road:** Ron Wilson (8:33 of 2nd period) at Quebec, Oct. 31, 1979**FIRST GOAL ALLOWED****Home:** Barry Beck (against Gary Smith at 3:39 of 1st period) vs Colorado, Oct. 14, 1979**Road:** Greg Malone (against Gary Smith at 2:04 of 2nd period) at Pittsburgh, Oct. 10, 1979**FIRST WIN BY A GOALTENDER****Home:** Gary Smith vs Colorado (4-2), Oct. 14, 1979**Road:** Gary Smith at Quebec (5-2), Oct. 31, 1979**FIRST LOSS BY A GOALTENDER****Home:** Pierre Hamel vs Detroit (5-1), Oct. 17, 1979**Road:** Gary Smith at Pittsburgh (4-2), Oct. 10, 1979**FIRST SHUTOUT FOR****Home:** Markus Mattsson (27 saves) vs Hartford (7-0), Mar. 26, 1980**Road:** Markus Mattsson (20 saves) vs NY Islanders (0-0), Feb. 12, 1980**FIRST SCORELESS GAME****Home:** vs. Dallas (Ilya Bryzgalov and Marty Turco), Jan. 10, 2009\***Road:** at NY Islanders (Markus Mattsson and Glenn Resch), Feb. 12, 1980**FIRST 2-GOAL GAME****Home:** Craig Norwich vs Colorado, Oct. 14, 1979**Road:** Peter Sullivan vs Quebec, Oct. 31, 1979**FIRST HAT TRICK****Home:** Willy Lindstrom (3 goals) vs Montreal, Dec. 15, 1979**Road:** Dave Christian (3 goals) at NY Rangers, Feb. 12, 1981**FIRST PENALTY SHOT****Home:** Peter Sullivan vs Minnesota (against Gary Edwards at 9:16 of 3rd period), Oct. 19, 1979 (failed)**Road:** Brent Ashton at Vancouver (against Kirk McLean at 19:40 of 1st period), Dec. 11, 1988 (scored)*\*Phoenix won 1-0 in a shootout (no goals scored in regulation or overtime)*

**FIRST GAME****Home** - vs. San Jose, Oct. 10, 1996**Road** - at Hartford, Oct. 5, 1996**FIRST STARTING LINE UP****Goaltender:** Nikolai Khabibulin**Defensemen:** Brad McCrimmon, Jim Johnson**Center:** Keith Tkachuk**Left Wing:** Jim McKenzie**Right Wing:** Shane Doan**FIRST WIN****Home** - vs. San Jose (4-1), Oct. 10, 1996**Road** - at Boston (5-2), Oct. 7, 1996**FIRST LOSS****Home** - vs. Edmonton (6-3), Oct. 14, 1996**Road** - at Hartford (1-0), Oct. 5, 1996**FIRST TIE****Home** - vs. Florida (1-1), Oct. 20, 1996**Road** - at Colorado (3-3), Oct. 11, 1997**FIRST GOAL****Home** - Kris King (19:34 of 1st period) vs. San Jose, Oct. 10, 1996**Road** - Mike Gartner (7:11 of 1st period) at Boston, Oct. 7, 1996**FIRST ASSIST****Home** - Brad McCrimmon, Darrin Shannon (19:34 of 1st period) vs. San Jose, Oct. 10, 1996**Road** - Keith Tkachuk (7:11 of 1st period) at Boston, Oct. 7, 1996**FIRST MINOR PENALTY****Home** - Mike Gartner, high sticking (4:49 of 1st period) vs. San Jose, Oct. 10, 1996**Road** - Nikolai Khabibulin, delay of game (3:50 of 1st period) at Hartford, Oct. 5, 1996**FIRST MAJOR PENALTY****Home** - Jim McKenzie, fighting (18:22 of 2nd period) vs. San Jose, Oct. 10, 1996**Road** - Darrin Shannon, fighting (13:47 of 3rd period) at Boston, Oct. 7, 1996**FIRST MISCONDUCT PENALTY****Home** - Dallas Drake (7:58 of 1st period) vs. Montreal, Nov. 3, 1996**Road** - Kris King (16:06 of 1st period) at St. Louis, Nov. 21, 1996**FIRST POWER PLAY GOAL****Home** - Mike Gartner (7:41 of 2nd period) vs. San Jose, Oct. 10, 1996**Road** - Dallas Drake (4:00 of 2nd period) at Toronto, Oct. 26, 1996**FIRST SHORTHANDED GOAL****Home** - Keith Tkachuk (19:06 of 3rd period) vs. Anaheim, Oct. 12, 1996**Road** - Oleg Tverdovsky (10:50 of 3rd period) at NY Islanders, Dec. 10, 1996**FIRST GAME WINNING GOAL****Home** - Mike Gartner (7:41 of 2nd period) vs. San Jose, Oct. 10, 1996**Road** - Oleg Tverdovsky (9:00 of 1st period) at Boston, Oct. 7, 1996**FIRST GOAL ALLOWED****Home** - Bernie Nicholls (against Nikolai Khabibulin at 19:29 of 2nd period) vs. San Jose, Oct. 10, 1996**Road** - Alexander Godynyuk (against Nikolai Khabibulin at 2:48 of 2nd period) at Hartford, Oct. 5, 1996**FIRST WIN BY A GOALTENDER****Home** - Nikolai Khabibulin vs. San Jose (4-1), Oct. 10, 1996**Road** - Nikolai Khabibulin at Boston (5-2), Oct. 7, 1996**FIRST LOSS BY A GOALTENDER****Home** - Nikolai Khabibulin vs. Edmonton (6-3), Oct. 14, 1996**Road** - Nikolai Khabibulin at Hartford (1-0), Oct. 5, 1996**FIRST SHUTOUT FOR****Home** - Nikolai Khabibulin (26 saves) vs. Vancouver (4-0), Jan. 25, 1997**Road** - Darcy Wakaluk (33 saves) at St. Louis (3-0), Dec. 5, 1996**FIRST SHUTOUT AGAINST****Home** - Rick Tabaracci (21 saves) vs. Tampa Bay (2-0), Feb. 4, 1997**Road** - Sean Burke (30 saves) at Hartford (1-0), Oct. 5, 1996**FIRST SCORELESS GAME****Home** - vs. Dallas (Ilya Bryzgalov and Marty Turco), Jan. 10, 2009\***Road** - at Chicago (Zac Bierk and Michael Leighton), Jan. 8, 2003**FIRST 2-GOAL GAME****Home** - Dallas Drake vs. Montreal, Nov. 3, 1996**Road** - Mike Gartner at Montreal, Oct. 28, 1996**FIRST HAT TRICK****Home** - Keith Tkachuk (3 goals) vs. New Jersey, Nov. 28, 1996**Road** - Mike Gartner (3 goals) at Boston, Oct. 7, 1996**FIRST PENALTY SHOT****Home** - Mike Hudson vs. Detroit (against Chris Osgood at 8:36 of 3rd period), Nov. 18, 1996 (failed)**Road** - Jeremy Roenick at Columbus (against Marc Denis at 17:06 of 2nd period), Feb. 28, 2001 (failed)*\*Phoenix won 1-0 in a shootout (no goals scored in regulation or overtime)*





## 9 – Bobby Hull

Hull's #9 was originally retired by the Winnipeg Jets on February 19, 1989;

his #9 was entered into the Coyotes' Ring of Honor on October 8, 2005

- Appeared in 411 career WHA games with the Winnipeg Jets (1972-1978)
- Played one NHL season with the Jets (1978-79)
- Appeared in 1,063 career NHL games over 16 seasons with the Jets, Blackhawks and Hartford Whalers, registering 610-560-1,170
- Scored 50 or more goals nine times, 80 or more points 13 times



## 25 – Thomas Steen

Steen's #25 was originally retired by the Winnipeg Jets on May 6, 1995;

his #25 was entered into the Coyotes' Ring of Honor on January 21, 2006

- First non-North American player to have his number retired by an NHL team
- Upon his retirement, ranked among the NHL's top 80 all-time point leaders
- NHL All-Star in 1990
- Spent his entire 14-year NHL career with the Winnipeg Jets
- Registered 27-61-88 during the 1988-89 campaign
- Jets co-captain for the 1989-90 and 1990-91 seasons
- Ranks second in assists (553), third in points (817) and second shorthanded goals (13), third in games played (950) and fourth in goals (264) in franchise history



## 10 – Dale Hawerchuk

Hawerchuk's #10 was entered into the Coyotes' Ring of Honor on April 5, 2007

- Appeared in 713 career NHL games with the Winnipeg Jets
- Registered 518 goals, 891 assists and 1,409 points in 1,188 career NHL games
- Recorded more than a point-per-game for 13 consecutive seasons
- Youngest player in NHL history to play in 1,000 career NHL games (30 years, 306 days)
- Became the youngest player in NHL history to reach the 100-point plateau in his rookie season (1981-82)
- Calder Memorial Trophy (1982)
- Second Team NHL All-Star (1985)
- Runner up for the Hart Memorial Trophy (1985)
- Served as Jets captain from 1984-90
- Selected to five NHL All-Star Games (1982, 1985, 1986, 1987, 1988)
- Inducted into the Hockey Hall of Fame in 2001





## 27 – Teppo Numminen

Numminen's #27 was entered into the Coyotes' Ring of Honor on January 30, 2010

- His 1,372 career NHL games are the most ever by a European-trained NHL player
- Served as Coyotes captain during the 2001-02 and 2002-03 campaigns
- Participated in three NHL All-Star Games (1999, 2000, 2001)
- Represented Finland at four Winter Olympics (1988, 1998, 2002, 2006), and at five IIHF World Championships (1987, 1991, 1994, 1996, 1997)
- Earned six total medals in international competition
- Ranks as the franchise's all-time leader in games (1,098), assists (426) and points (534) among defensemen
- Totaled 117-520-637 in 1,372 career NHL games with the Jets, Coyotes, Stars and Sabres



## 7 – Keith Tkachuk

Tkachuk's #7 was entered into the Coyotes' Ring of Honor on December 23, 2011

- Recorded 538-527-1,065 in 1,201 career NHL games with Winnipeg/Phoenix, St. Louis and Atlanta
- Registered 323-300-623 and 1,508 penalty minutes in 640 games over 10 seasons with the Jets/Coyotes franchise
- One of four U.S. born players to score 500-plus NHL goals
- Second-Team NHL All-Star (1995, 1998)
- U.S. Hockey Hall of Fame (2011)
- Participated in five NHL All-Star Games (1997, 1998, 1999, 2004, 2009)
- Represented Team USA at four Winter Olympics (1992, 1998, 2002, 2006)
- Was a member of the 2006 World Cup of Hockey winning U.S. team
- Led the Coyotes in scoring during four seasons (1993-94, 1995-96, 1996-97, 1997-98)
- Served as Coyotes/Jets captain from 1993-95 and 1996-01
- Ranks third all-time in franchise history in goals (323) and power-play goals (114) as well as second in game-winning goals (40) and hat tricks (9). He also ranks first all-time in penalty minutes (1,508).



## 97 – Jeremy Roenick


Roenick's #97 was entered into the Coyotes' Ring of Honor on February 11, 2012

- Collected 513-703-1,216 in 1,363 career NHL games with Chicago, Phoenix, Philadelphia, Los Angeles and San Jose
- In six seasons with the Coyotes, appeared in 454 games, recording 152-227-379 and 596 penalty minutes
- Second-highest American born goal scorer; one of four U.S. born players to score 500-plus NHL goals
- U.S. Hockey Hall of Fame (2010)
- Participated in nine NHL All-Star Games (1991, 1992, 1993, 1994, 1999, 2000)
- Represented Team USA at two Winter Olympics (1998, 2002)
- Led the Coyotes in scoring for three consecutive seasons (1998-99, 1999-00, 2000-01)



Shane Doan's #19 jersey was retired on Sunday, February 24, 2019 when the Coyotes hosted the Winnipeg Jets. Doan became the first Coyotes player in franchise history to have his jersey retired.

- 21 seasons and 1,540 regular season games with the franchise.
- Finished his NHL career with 402-570-972 and 128 power-play goals while his 1,540 regular season games played are tied with John Bucyk for 14th place on the NHL's all-time list.
- Served as Arizona's captain for his final 13 seasons and retired as the NHL's longest-tenured captain
- Is the team's all-time leader in games played (1,540), goals (402), assists (570), points (972), power-play goals (128) and game-winning goals (69)
- Represented the Coyotes at the 2004 and 2009 NHL All-Star Games
- Awarded the King Clancy Memorial Trophy for community service in 2010 and captured the Mark Messier NHL Leadership Award in 2012.





**PLAYOFFS**

DATE	OPPONENT	RESULT	GWG	GOALTENDERS	ATTEN.
------	----------	--------	-----	-------------	--------

**1982 PLAYOFFS**

April 7	St. Louis at Winnipeg	3-4 L	Lapointe	Staniowski/Liut	13,081
April 8	St. Louis at Winnipeg	5-2 W	MacLean	Soetaert/Liut	14,371
April 10	Winnipeg at St. Louis	3-6 L	Crombeen	Soetaert/Liut	13,827
April 11	Winnipeg at St. Louis	2-8 L	Sutter	Staniowski/Liut	12,676

**ST. LOUIS WON BEST OF FIVE SERIES 3-1****1983 PLAYOFFS**

April 6	Winnipeg at Edmonton	3-6 L	Gretzky	Hayward-Soetaert/Moog	17,498
April 7	Winnipeg at Edmonton	3-4 L	Messier	Hayward/Moog	17,498
April 9	Edmonton at Winnipeg	3-4 L	Linesman	Hayward/Moog	11,346

**EDMONTON WON BEST OF FIVE SERIES 3-0****1984 PLAYOFFS**

April 4	Winnipeg at Edmonton	2-9 L	Coffey	Soetaert-Veisor/Fuhr	17,197
April 5	Winnipeg at Edmonton	4-5 L (OT)	Gregg	Behrend/Fuhr	17,390
April 7	Edmonton at Winnipeg	1-4 L	Semenko	Behrend/Fuhr	12,497

**EDMONTON WON BEST OF FIVE SERIES 3-0****1985 PLAYOFFS**

April 10	Calgary at Winnipeg	5-4 W (OT)	Mullen	Hayward/Lemelin	14,794
April 11	Calgary at Winnipeg	5-2 W	Arniel	Hayward/Lemelin	14,335
April 13	Winnipeg at Calgary	0-4 L	Otto	Hayward-Behrend/Lemelin	16,683
April 14	Winnipeg at Calgary	5-3 W	Wilson	Behrend/Lemelin	16,798

**WINNIPEG WON BEST OF FIVE SERIES 3-1**

April 18	Winnipeg at Edmonton	2-4 L	Coffey	Behrend/Fuhr	16,236
April 20	Winnipeg at Edmonton	2-5 L	Coffey	Hayward/Fuhr	16,942
April 23	Edmonton at Winnipeg	4-5 L	Gretzky	Hayward/Fuhr	15,418
April 25	Edmonton at Winnipeg	3-8 L	Kurri	Hayward-Behrend/Fuhr	15,519

**EDMONTON WON BEST OF SEVEN SERIES 4-0****1986 PLAYOFFS**

April 9	Winnipeg at Calgary	1-5 L	Mullen	Bouchard-Hayward/Vernon	16,762
April 10	Winnipeg at Calgary	4-6 L	Tonelli	Hayward-Behrend/Vernon	16,762
April 12	Calgary at Winnipeg	3-4 L (OT)	McDonald	Berthiaume/Vernon	8,123

**CALGARY WON BEST OF FIVE SERIES 3-0****1987 PLAYOFFS**

April 8	Winnipeg at Calgary	4-2 W	Marois	Berthiaume/Lemelin	16,798
April 9	Winnipeg at Calgary	3-2 W	Steen	Berthiaume/Vernon	16,798
April 11	Calgary at Winnipeg	2-3 L (OT)	Bullard	Berthiaume/Vernon	14,958
April 12	Calgary at Winnipeg	4-3 W	Hamel	Berthiaume/Vernon	14,174
April 14	Winnipeg at Calgary	3-4 L	Mullen	Berthiaume/Vernon	16,798
April 16	Calgary at Winnipeg	6-1 W	Hamel	Berthiaume/Vernon-Lemelin	15,517

**WINNIPEG WON BEST OF SEVEN SERIES 4-2**

April 21	Winnipeg at Edmonton	2-3 L (OT)	Anderson	Berthiaume/Fuhr	17,356
April 23	Winnipeg at Edmonton	3-5 L	Lemay	Reddick/Fuhr	17,468
April 25	Edmonton at Winnipeg	2-5 L	Kurri	Reddick/Fuhr	15,556
April 27	Edmonton at Winnipeg	2-4 L	Ruotsalainen	Berthiaume-Reddick/Fuhr	14,460

**EDMONTON WON BEST OF SEVEN SERIES 4-0****1988 PLAYOFFS**

April 6	Winnipeg at Edmonton	4-7 L	Simpson	Berthiaume/Fuhr	17,054
April 7	Winnipeg at Edmonton	2-3 L	Simpson	Berthiaume/Fuhr	16,843
April 9	Edmonton at Winnipeg	6-4 W	Gilhen	Berthiaume/Fuhr	12,813
April 10	Edmonton at Winnipeg	3-5 L	Lacombe	Berthiaume/Fuhr	12,491
April 12	Winnipeg at Edmonton	2-6 L	Kurri	Berthiaume/Fuhr	16,829

**EDMONTON WON BEST OF SEVEN SERIES 4-1****1990 PLAYOFFS**

April 4	Winnipeg at Edmonton	7-5 W	Ashton	Essensa/Ranford	16,423
April 6	Winnipeg at Edmonton	2-3 L (OT)	Lamb	Beauregard/Ranford	17,410
April 8	Edmonton at Winnipeg	2-1 W	Hawerchuk	Essensa/Ranford	15,547
April 10	Edmonton at Winnipeg	4-3 W (2OT)	Ellett	Essensa-Beauregard/Ranford	15,572
April 12	Winnipeg at Edmonton	3-4 L	Messier	Beauregard/Ranford	17,503
April 14	Edmonton at Winnipeg	3-4 L	Kurri	Essensa/Ranford	15,567
April 16	Winnipeg at Edmonton	1-4 L	Kurri	Beauregard/Ranford	17,503

**EDMONTON WON BEST OF SEVEN SERIES 4-3**



DATE	OPPONENT	RESULT	GWG	GOALTENDERS	ATTEN.
------	----------	--------	-----	-------------	--------

**1992 PLAYOFFS**

April 18	Winnipeg at Vancouver	3-2 W	Olczyk	Tabaracci/McLean	16,123
April 20	Winnipeg at Vancouver	2-3 L	Lumme	Tabaracci/McLean	16,123
April 22	Vancouver at Winnipeg	4-2 W	DeBlois	Tabaracci/McLean	13,393
April 24	Vancouver at Winnipeg	3-1 W	Housley	Tabaracci/McLean	15,568
April 26	Winnipeg at Vancouver	2-8 L	Babych	Tabaracci-Essensa/McLean	16,123
April 28	Vancouver at Winnipeg	3-8 L	Linden	Tabaracci/McLean	14,941
April 30	Winnipeg at Vancouver	0-5 L	Fergus	Tabaracci/McLean	16,123

**VANCOUVER WON BEST OF SEVEN SERIES 4-3****1993 PLAYOFFS**

April 19	Winnipeg at Vancouver	2-4 L	Linden	Essensa/McLean	15,918
April 21	Winnipeg at Vancouver	2-3 L	Bure	Essensa/McLean	15,729
April 23	Vancouver at Winnipeg	5-4 W	Selanne	Essensa/McLean	15,569
April 25	Vancouver at Winnipeg	1-3 L	Momesso	Essensa/McLean	15,567
April 27	Winnipeg at Vancouver	4-3 W (OT)	Selanne	Essensa/McLean	16,150
April 29	Vancouver at Winnipeg	3-4 L (OT)	Adams	Essensa/McLean	15,569

**VANCOUVER WON BEST OF SEVEN SERIES 4-2****1996 PLAYOFFS**

April 17	Winnipeg at Detroit	1-4 L	Fetisov	Khabibulin/Osgood	19,983
April 19	Winnipeg at Detroit	0-4 L	Coffey	Khabibulin/Osgood	19,983
April 21	Detroit at Winnipeg	4-1 W	Kilger	Khabibulin/Vernon	15,566
April 23	Detroit at Winnipeg	1-6 L	Larionov	Khabibulin/Vernon	15,567
April 26	Winnipeg at Detroit	3-1 W	Manson	Khabibulin/Osgood	19,983
April 28	Detroit at Winnipeg	1-4 L	Kozlov	Khabibulin/Vernon	15,567

**DETROIT WON BEST OF SEVEN SERIES 4-2****1997 PLAYOFFS**

April 16	Phoenix at Anaheim	2-4 L	Selanne	Khabibulin/Hebert	17,174
April 18	Phoenix at Anaheim	2-4 L	Daigneault	Khabibulin/Hebert	17,174
April 20	Anaheim at Phoenix	4-1 W	Shannon	Khabibulin/Hebert	16,210
April 22	Anaheim at Phoenix	2-0 W	Corkum	Khabibulin/Hebert-Shtalenkov	16,210
April 24	Phoenix at Anaheim	5-2 W	Numminen	Khabibulin/Hebert	17,174
April 27	Anaheim at Phoenix	2-3 L (OT)	Kariya	Khabibulin/Hebert	16,210
April 29	Phoenix at Anaheim	0-3 L	Karpa	Khabibulin/Hebert	17,174

**ANAHEIM WON BEST OF SEVEN SERIES 4-3****1998 PLAYOFFS**

April 22	Phoenix at Detroit	3-6 L	McCarty	Khabibulin-Waite/Osgood	19,983
April 24	Phoenix at Detroit	7-4 W	Roenick	Khabibulin/Osgood	19,983
April 26	Detroit at Phoenix	3-2 W	Roenick	Khabibulin/Osgood	16,210
April 28	Detroit at Phoenix	2-4 L	Macoun	Khabibulin-Waite/Osgood	16,210
April 30	Phoenix at Detroit	1-3 L	Kozlov	Waite/Osgood	19,983
May 3	Detroit at Phoenix	2-5 L	Shanahan	Waite/Osgood	16,210

**DETROIT WON BEST OF SEVEN SERIES 4-2****1999 PLAYOFFS**

April 22	St. Louis at Phoenix	1-3 L	Rivers	Khabibulin/Fuhr	16,210
April 24	St. Louis at Phoenix	4-3 W (OT)	Doan	Khabibulin/Fuhr	16,210
April 25	Phoenix at St. Louis	5-4 W	Doan	Khabibulin/Fuhr-McLennan	17,539
April 27	Phoenix at St. Louis	2-1 W	Drake	Khabibulin/Fuhr	19,529
April 30	St. Louis at Phoenix	1-2 L (OT)	Young	Khabibulin/Fuhr	16,210
May 2	Phoenix at St. Louis	3-5 L	Finley	Khabibulin/Fuhr	16,629
May 4	St. Louis at Phoenix	0-1 L (OT)	Turgeon	Khabibulin/Fuhr	16,210

**ST. LOUIS WON BEST OF SEVEN SERIES 4-3****2000 PLAYOFFS**

April 13	Phoenix at Colorado	3-6 L	Ozolinsh	Burke/Roy	18,007
April 15	Phoenix at Colorado	1-3 L	Tanguay	Burke/Roy	18,007
April 17	Colorado at Phoenix	2-4 L	Deadmarsh	Burke/Roy	16,210
April 19	Colorado at Phoenix	3-2 W	Renberg	Burke/Roy	16,210
April 21	Phoenix at Colorado	1-2 L	Forsberg	Burke/Roy	18,007

**COLORADO WON BEST OF SEVEN SERIES 4-1**

DATE	OPPONENT	RESULT	GWG	GOALTENDERS	ATTEN.
------	----------	--------	-----	-------------	--------

**2002 PLAYOFFS**

April 17	Phoenix at San Jose	1-2 L	Marleau	Burke/Nabokov	17,496
April 20	Phoenix at San Jose	3-1 W	Briere	Burke/Nabokov	17,496
April 22	San Jose at Phoenix	1-4 L	Graves	Burke/Nabokov	16,210
April 24	San Jose at Phoenix	1-2 L	Ricci	Burke/Nabokov	16,210
April 26	Phoenix at San Jose	1-4 L	Graves	Burke/Nabokov	17,496

**SAN JOSE WON BEST OF SEVEN SERIES 4-1****2010 PLAYOFFS**

April 14	Detroit at Phoenix	3-2 W	Morris	Bryzgalov/Howard	17,125
April 16	Detroit at Phoenix	4-7 L	Zetterberg	Bryzgalov/Howard	17,386
April 18	Phoenix at Detroit	4-2 W	Prucha	Bryzgalov/Howard	20,066
April 20	Phoenix at Detroit	0-3 L	Zetterberg	Bryzgalov/Howard	20,066
April 23	Detroit at Phoenix	1-4 L	Holmstrom	Bryzgalov/Howard	17,458
April 25	Phoenix at Detroit	5-2 W	Vrbata	Bryzgalov/Howard	20,066
April 27	Detroit at Phoenix	1-6 L	Datsyuk	Bryzgalov/Howard	17,543

**DETROIT WON BEST OF SEVEN SERIES 4-3****2011 PLAYOFFS**

April 13	Phoenix at Detroit	2-4 L	Rafalski	Bryzgalov/Howard	20,066
April 16	Phoenix at Detroit	3-4 L	Holmstrom	Bryzgalov/Howard	20,066
April 18	Detroit at Phoenix	2-4 L	Filppula	Bryzgalov/Howard	17,130
April 20	Detroit at Phoenix	3-6 L	Cleary	Bryzgalov/Howard	17,314

**DETROIT WON BEST OF SEVEN SERIES 4-0****2012 PLAYOFFS**

April 12	Chicago at Phoenix	3-2 W	Hanzal	Smith/Crawford	17,138
April 14	Chicago at Phoenix	4-3 L	Bickell	Smith/Crawford	17,539
April 17	Phoenix at Chicago	3-2 W	Boedker	Smith/Crawford	21,627
April 19	Phoenix at Chicago	3-2 W	Boedker	Smith/Crawford	22,111
April 21	Chicago at Phoenix	2-1 L	Toews	Smith/Crawford	17,746
April 23	Phoenix at Chicago	4-0 W	Ekman-Larsson	Smith/Crawford	21,636

**PHOENIX WON BEST OF SEVEN SERIES 4-2**

April 27	Nashville at Phoenix	4-3 W	Whitney	Smith/Rinne	17,187
April 29	Nashville at Phoenix	5-3 W	Pyatt	Smith/Rinne	17,217
May 2	Phoenix at Nashville	2-0 L	Legwand	Smith/Rinne	17,113
May 4	Phoenix at Nashville	1-0 W	Doan	Smith/Rinne	17,113
May 7	Nashville at Phoenix	2-1 W	Hanzal	Smith/Rinne	17,182

**PHOENIX WON BEST OF SEVEN SERIES 4-1**

May 13	Los Angeles at Phoenix	2-4 L	Brown	Smith/Quick	17,134
May 15	Los Angeles at Phoenix	0-4 L	Carter	Smith/Quick	17,149
May 17	Phoenix at Los Angeles	1-2 L	King	Smith/Quick	18,367
May 20	Phoenix at Los Angeles	2-0 W	Doan	Smith/Quick	18,402
May 22	Los Angeles at Phoenix	3-4 L	Penner	Smith/Quick	17,148

**LOS ANGELES WON BEST OF SEVEN SERIES 4-1****2020 PLAYOFFS**

August 2	Arizona at Nashville	4-3 W	Grabner	Kuemper/Saros	-
August 4	Arizona at Nashville	2-4 L	Jarnkrok	Kuemper/Saros	-
August 5	Nashville at Arizona	4-1 W	Garland	Kuemper/Saros	-
August 7	Nashville at Arizona	4-3 W (OT)	Richardson	Kuemper/Saros	-

**ARIZONA WON BEST OF FIVE SERIES 3-1**

August 12	Arizona at Colorado	0-3 L	Kadri	Kuemper/Grubauer	-
August 14	Arizona at Colorado	2-3 L	Burakovsky	Kuemper/Grubauer	-
August 15	Colorado at Arizona	4-2 W	Hall	Kuemper/Francouz	-
August 17	Colorado at Arizona	1-7 L	Kadri	Kuemper-Raanta/Grubauer	-
August 19	Arizona at Colorado	1-7 L	Girard	Kuemper-Raanta/Grubauer	-

**COLORADO WON BEST OF SEVEN SERIES 4-1**



## ALL-TIME PLAYOFF SERIES

SEASON	SERIES	GAMES	RESULT	SEASON	SERIES	GAMES	RESULT
1979-80	Did not qualify for playoffs			2000-01	Did not qualify for playoffs		
1980-81	Did not qualify for playoffs			2001-02	Western Conference Quarterfinals	1-4	Lost to San Jose
1981-82	Norris Division Semifinals	1-3	Lost to St. Louis	2002-03	Did not qualify for playoffs		
1982-83	Smythe Division Semifinals	0-3	Lost to Edmonton	2003-04	Did not qualify for playoffs		
1983-84	Smythe Division Semifinals	0-3	Lost to Edmonton	2005-06	Did not qualify for playoffs		
1984-85	Smythe Division Semifinals	3-1	Defeated Calgary	2006-07	Did not qualify for playoffs		
	Smythe Division Finals	0-4	Lost to Edmonton	2007-08	Did not qualify for playoffs		
1985-86	Smythe Division Semifinals	0-3	Lost to Calgary	2008-09	Did not qualify for playoffs		
1986-87	Smythe Division Semifinals	4-2	Defeated Calgary	2009-10	Western Conference Quarterfinals	3-4	Lost to Detroit
	Smythe Division Finals	0-4	Lost to Edmonton	2010-11	Western Conference Quarterfinals	0-4	Lost to Detroit
1987-88	Smythe Division Semifinals	1-4	Lost to Edmonton	2011-12	Western Conference Quarterfinals	4-2	Defeated Chicago
1988-89	Did not qualify for playoffs				Western Conference Semifinals	4-1	Defeated Nashville
1989-90	Smythe Division Semifinals	3-4	Lost to Edmonton		Western Conference Final	1-4	Lost to Los Angeles
1991-92	Smythe Division Semifinals	3-4	Lost to Vancouver	2012-13	Did not qualify for playoffs		
1992-93	Smythe Division Semifinals	2-4	Lost to Vancouver	2013-14	Did not qualify for playoffs		
1993-94	Did not qualify for playoffs			2014-15	Did not qualify for playoffs		
1994-95	Did not qualify for playoffs			2015-16	Did not qualify for playoffs		
1995-96	Western Conference Quarterfinals	2-4	Lost to Detroit	2016-17	Did not qualify for playoffs		
1996-97	Western Conference Quarterfinals	3-4	Lost to Anaheim	2017-18	Did not qualify for playoffs		
1997-98	Western Conference Quarterfinals	2-4	Lost to Detroit	2018-19	Did not qualify for playoffs		
1998-99	Western Conference Quarterfinals	3-4	Lost to St. Louis	2019-20	Western Conference Qualifying Round	3-1	Defeated Nashville
1999-00	Western Conference Quarterfinals	1-4	Lost to Colorado		Western Conference Quarter-final	1-4	Lost to Colorado
PLAYOFF WIN/LOSS RECORD BY GAMES: 45-83				SERIES RECORD IN FIRST ROUND: 3-17			
PLAYOFF WIN/LOSS RECORD BY SERIES: 5-20				SERIES RECORD IN SECOND ROUND: 1-2			
				SERIES RECORD IN THIRD ROUND: 0-1			
				SERIES RECORD IN FINAL ROUND: 0-0			
				DIVISION CHAMPIONSHIPS: 1			
				CONFERENCE CHAMPIONSHIPS: 0			
				STANLEY CUP CHAMPIONSHIPS: 0			

## 1981-82 WINNIPEG JETS

PLAYER	GP	G	A	PTS	PIM
Dale Hawerchuk	4	1	7	8	5
Paul MacLean	4	3	2	5	20
Moe Mantha	4	1	3	4	16
Thomas Steen	4	0	4	4	2
Willy Lindstrom	4	2	1	3	2
Lucien Deblois	4	2	1	3	4
Dave Babych	4	1	2	3	29
Norm Dupont	4	2	0	2	0
Bengt Lundholm	4	1	1	2	2
Morris Lukowich	4	0	2	2	16
Tim Watters	4	0	1	1	8
Dave Christian	4	0	1	1	2
Don Spring	4	0	0	0	4
Jimmy Mann	3	0	0	0	7
Larry Hopkins	4	0	0	0	2
Serge Savard	4	0	0	0	2
Doug Smail	4	0	0	0	0
Tim Trimper	1	0	0	0	0
Rick Bowness	1	0	0	0	0

GOALTENDER	GP	MIN	GAA	W-L	SO	GA	SA	SV%
Doug Soetaert	2	120	4.00	1-1	0	8	62	.871
Ed Staniowski	2	120	6.00	0-2	0	12	42	.714

## 1982-83 WINNIPEG JETS

PLAYER	GP	G	A	PTS	PIM
Dale Hawerchuk	3	1	4	5	8
Moe Mantha	2	2	2	4	0
Ron Wilson	3	2	2	4	2
Paul MacLean	3	1	2	3	6
Norm Dupont	1	1	1	2	0
Thomas Steen	3	0	2	2	0
Bryan Maxwell	3	1	0	1	23
Brian Mullen	3	1	0	1	0
Laurie Boschman	3	0	1	1	12
Bengt Lundholm	3	0	1	1	2
Jimmy Mann	1	0	0	0	0
Doug Soetaert	1	0	0	0	0
Scott Arniel	2	0	0	0	0
Larry Hopkins	2	0	0	0	0
Don Spring	2	0	0	0	6
Dave Babych	3	0	0	0	0
Lucien Deblois	3	0	0	0	5
Brian Hayward	3	0	0	0	0
Dave Christian	3	0	0	0	0
Serge Savard	3	0	0	0	2
Doug Smail	3	0	0	0	6
Tim Watters	3	0	0	0	2

GOALTENDER	GP	MIN	GAA	W-L	SO	GA	SA	SV%
Doug Soetaert	1	20	0.00	0-0	0	0	10	1.00
Brian Hayward	3	160	5.25	0-3	0	14	84	.833

## 1983-84 WINNIPEG JETS

PLAYER	GP	G	A	PTS	PIM
Brian Mullen	3	0	3	3	6
Andrew McBain	3	2	0	2	0
Dale Hawerchuk	3	1	1	2	0
Dave Babych	3	1	1	2	0
Randy Carlyle	3	0	2	2	4
Paul MacLean	3	1	0	1	0
Moe Mantha	3	1	0	1	0
Tim Watters	3	1	0	1	2
Doug Smail	3	0	1	1	7
Tim Young	1	0	1	1	0
Laurie Boschman	3	0	1	1	5
Lucien Deblois	3	0	1	1	4
Thomas Steen	3	0	1	1	9
Scott Arniel	2	0	0	0	5
Jordy Douglas	1	0	0	0	2
Murray Eaves	2	0	0	0	2
Wade Campbell	3	0	0	0	7
Jim Kyte	3	0	0	0	11
Morris Lukowich	3	0	0	0	0
Robert Picard	3	0	0	0	12
Marc Behrend	2	0	0	0	0
Doug Soetaert	1	0	0	0	0
Mike Veisor	1	0	0	0	0

GOALTENDER	GP	MIN	GAA	W-L	SO	GA	SA	SV%
Marc Behrend	2	121	4.46	0-2	0	9	91	.901
Mike Veisor	1	40	6.00	0-0	0	4	29	.862
Doug Soetaert	1	20	15	0-1	0	5	19	.737

## 1984-85 WINNIPEG JETS

PLAYER	GP	G	A	PTS	PIM
Dave Babych	8	2	7	9	6
Paul MacLean	8	3	4	7	4
Ron Wilson	8	4	2	6	2
Randy Carlyle	8	1	5	6	13
Dave Ellett	8	1	5	6	4
Thomas Steen	8	2	3	5	17
Bengt Lundholm	5	2	2	4	8
Robert Picard	8	2	2	4	8
Dale Hawerchuk	3	2	1	3	4
Laurie Boschman	8	2	1	3	21
Doug Smail	8	2	1	3	4
Scott Arniel	8	1	2	3	9
Brian Mullen	8	1	2	3	4
Andrew McBain	7	1	0	1	0
Murray Eaves	2	0	1	1	0
Jim Nill	8	0	1	1	28
Perry Turnbull	8	0	1	1	26
Tim Watters	8	0	1	1	16
Peter Taglianetti	1	0	0	0	0
Marc Behrend	4	0	0	0	0
Wade Campbell	3	0	0	0	2
Tom Martin	3	0	0	0	2
Brian Hayward	6	0	0	0	0
Jim Kyte	8	0	0	0	14

GOALTENDER	GP	MIN	GAA	W-L	SO	GA	SA	SV%
Marc Behrend	4	179	3.35	1-1	0	10	96	.896
Brian Hayward	6	309	4.47	2-4	0	23	156	.853

## 1985-86 WINNIPEG JETS

PLAYER	GP	G	A	PTS	PIM
Mario Marois	3	1	4	5	6
Brian Mullen	3	1	2	3	6
Dale Hawerchuk	3	0	3	3	0
Ray Neufeld	3	2	0	2	10
Thomas Steen	3	1	1	2	4
Paul MacLean	2	1	0	1	7
Bill Derlago	3	1	0	1	0
Doug Smail	3	1	0	1	0
Laurie Boschman	3	0	1	1	6
Dave Ellett	3	0	1	1	0
Perry Turnbull	3	0	1	1	11
Marc Behrend	1	0	0	0	0
Daniel Berthiaume	1	0	0	0	0
Dan Bouchard	1	0	0	0	2
Dave Silk	1	0	0	0	2
Ron Wilson	1	0	0	0	0
Brian Hayward	2	0	0	0	0
Bengt Lundholm	2	0	0	0	2
Scott Arniel	3	0	0	0	12
Brad Berry	3	0	0	0	0
Bobby Dollas	3	0	0	0	2
Jim Kyte	3	0	0	0	12
Jim Nill	3	0	0	0	4
Peter Taglianetti	3	0	0	0	2

GOALTENDER	GP	MIN	GAA	W-L	SO	GA	SA	SV%
Marc Behrend	1	12	0.00	0-0	0	0	7	1.00
Daniel Berthiaume	1	68	3.53	0-1	0	4	43	.907
Brian Hayward	2	68	5.29	0-1	0	6	31	.806
Dan Bouchard	1	40	7.50	0-1	0	5	22	.773

## 1986-87 WINNIPEG JETS

PLAYER	GP	G	A	PTS	PIM
Dale Hawerchuk	10	5	8	13	4
Dave Ellett	10	0	8	8	2
Paul MacLean	10	5	2	7	16
Thomas Steen	10	3	4	7	8
Brian Mullen	9	4	2	6	0
Randy Carlyle	10	1	5	6	22
Fredrik Olausson	10	2	3	5	4
Laurie Boschman	10	2	3	5	30
Doug Smail	10	4	0	4	10
Mario Marois	10	1	3	4	23
Jim Kyte	10	0	4	4	36
Ron Wilson	10	1	2	3	0
Gilles Hamel	8	2	0	2	2
Ray Neufeld	8	1	1	2	30
Andrew McBain	9	0	2	2	10
Iain Duncan	7	0	2	2	6
Tim Watters	10	0	1	1	21
Brad Berry	7	0	1	1	14
Jim Nill	2	0	0	0	7
Steve Rooney	8	0	0	0	34
Perry Turnbull	1	0	0	0	10

GOALTENDER	GP	MIN	GAA	W-L	SO	GA	SA	SV%
Daniel Berthiaume	8	437	2.87	4-4	0	21	210	.900
Eldon Reddick	3	166	3.61	0-2	0	10	73	.863

## 1987-88 WINNIPEG JETS

PLAYER	GP	G	A	PTS	PIM
Dale Hawerchuk	5	3	4	7	16
Andrew McBain	5	2	5	7	29
Thomas Steen	5	1	5	6	2
Ray Neufeld	5	2	2	4	6
Laurie Boschman	5	1	3	4	9
Mario Marois	5	0	4	4	6
Dave Ellett	5	1	2	3	10
Paul MacLean	5	2	0	2	23
Peter Taglianetti	5	1	1	2	12
Fredrik Olausson	5	1	1	2	0
Randy Carlyle	5	0	2	2	10
Doug Smail	5	1	0	1	22
Steve Rooney	5	1	0	1	33
Randy Gilhen	4	1	0	1	10
Iain Duncan	4	0	1	1	0
Paul Boutilier	5	0	0	0	15
Ron Wilson	1	0	0	0	2
Gilles Hamel	1	0	0	0	0
Mark Kumpel	4	0	0	0	4
Peter Douris	1	0	0	0	0
Brad Jones	1	0	0	0	0
Tim Watters	4	0	0	0	4

GOALTENDER	GP	MIN	GAA	W-L	SO	GA	SA	SV%
Daniel Berthiaume	5	300	5.00	1-4	0	25	154	.838

## 1989-90 WINNIPEG JETS

PLAYER	GP	G	A	PTS	PIM
Dale Hawerchuk	7	3	5	8	2
Thomas Steen	7	2	5	7	16
Pat Elynuik	7	2	4	6	2
Moe Mantha	7	1	5	6	2
Brent Ashton	7	3	1	4	2
Doug Evans	7	2	2	4	10
Greg Paslawski	7	1	3	4	0
Teppo Numminen	7	1	2	3	10
Dave Ellett	7	2	0	2	6
Paul Fenton	7	2	0	2	23
Mark Kumpel	7	2	0	2	2
Paul MacDermid	7	0	2	2	8
Fredrik Olausson	7	0	2	2	2
Doug Smail	5	1	0	1	0
Gord Donnelly	6	0	1	1	8
Dave McLlwain	7	0	1	1	2
Brad Berry	1	0	0	0	0
Laurie Boschman	2	0	0	0	2
Stephane Beauregard	4	0	0	0	0
Bob Essensa	4	0	0	0	0
Phil Sykes	4	0	0	0	0
Shawn Cronin	5	0	0	0	7
Peter Taglianetti	5	0	0	0	6

GOALTENDER	GP	MIN	GAA	W-L	SO	GA	SA	SV%
Stephane Beauregard	4	238	3.03	1-3	0	12	105	.886
Bob Essensa	4	206	3.50	2-1	0	12	100	.880

## 1991-92 WINNIPEG JETS

PLAYER	GP	G	A	PTS	PIM
Thomas Steen	7	2	4	6	2
Fredrik Olausson	7	1	5	6	4
Phil Housley	7	1	4	5	0
Aaron Broten	7	2	2	4	12
Pat Elynuik	7	2	2	4	4
Evgeny Davydov	7	2	2	4	2
Keith Tkachuk	7	3	0	3	30
Ed Olczyk	6	2	1	3	4
Randy Carlyle	5	1	0	1	6
Lucien Deblois	5	1	0	1	2
Darrin Shannon	7	0	1	1	10
Phil Sykes	7	0	1	1	9
Bob Essensa	1	0	0	0	0
Doug Evans	1	0	0	0	2
Luciano Borsato	1	0	0	0	0
Kris Draper	2	0	0	0	0
Mike Hartman	2	0	0	0	2
Dean Kennedy	2	0	0	0	0
Shawn Cronin	4	0	0	0	6
Mike Eagles	7	0	0	0	8
Mike Lalor	7	0	0	0	19
Troy Murray	7	0	0	0	2
Teppo Numminen	7	0	0	0	0
Rick Tabaracci	7	0	0	0	0
Igor Ulanov	7	0	0	0	39

GOALTENDER	GP	MIN	GAA	W-L	SO	GA	SA	SV%
Rick Tabaracci	7	387	4.03	3-4	0	26	212	.877
Bob Essensa	1	33	5.45	0-0	0	3	17	.824

## 1992-93 WINNIPEG JETS

PLAYER	GP	G	A	PTS	PIM
Phil Housley	6	0	7	7	2
Teemu Selanne	6	4	2	6	2
Darrin Shannon	6	2	4	6	6
Keith Tkachuk	6	4	0	4	14
Thomas Steen	6	1	3	4	2
Stu Barnes	6	1	3	4	2
Andy Brickley	1	1	1	2	0
Kris King	6	1	1	2	4
Teppo Numminen	6	1	1	2	2
Mike Lalor	4	0	2	2	4
Fredrik Olausson	6	0	2	2	2
Alexei Zhamnov	6	0	2	2	2
Tie Domi	6	1	0	1	23
Luciano Borsato	6	1	0	1	4
Mike Eagles	5	0	1	1	6
Russ Romaniuk	1	0	0	0	0
John Druce	2	0	0	0	0
Bryan Erickson	3	0	0	0	0
Evgeny Davydov	4	0	0	0	0
Igor Ulanov	4	0	0	0	4
Bob Essensa	6	0	0	0	2
Dean Kennedy	6	0	0	0	2
Sergei Bautin	6	0	0	0	2

GOALTENDER	GP	MIN	GAA	W-L	SO	GA	SA	SV%
Bob Essensa	6	367	3.27	2-4	0	20	183	.891

## 1995-96 WINNIPEG JETS

PLAYER	GP	G	A	PTS	PIM
Dave Manson	6	2	1	3	30
Alexei Zhamnov	6	2	1	3	8
Craig Janney	6	1	2	3	0
Ed Olczyk	6	1	2	3	6
Keith Tkachuk	6	1	2	3	22
Igor Korolev	6	0	3	3	0
Chad Kilger	4	1	0	1	0
Norm Maciver	6	1	0	1	2
Darrin Shannon	6	1	0	1	6
Kris King	5	0	1	1	4
Craig Muni	6	0	1	1	2
Mike Eastwood	6	0	1	1	2
Oleg Tverdovsky	6	0	1	1	0
Jim McKenzie	1	0	0	0	2
Craig Mills	1	0	0	0	0
Dallas Drake	3	0	0	0	0
Iain Fraser	4	0	0	0	0
Jeff Finley	6	0	0	0	4
Teppo Numminen	6	0	0	0	2
Mike Stapleton	6	0	0	0	21
Nikolai Khabibulin	6	0	0	0	0
Shane Doan	6	0	0	0	6

GOALTENDER	GP	MIN	GAA	W-L	SO	GA	SA	SV%
Nikolai Khabibulin	6	359	3.18	2-4	0	19	214	.911

## 1996-97 PHOENIX COYOTES

PLAYER	GP	G	A	PTS	PIM
Cliff Ronning	7	0	7	7	12
Keith Tkachuk	7	6	0	6	7
Teppo Numminen	7	3	3	6	0
Jeremy Roenick	6	2	4	6	4
Darrin Shannon	7	3	1	4	4
Bob Corkum	7	2	2	4	4
Mike Gartner	7	1	2	3	4
Craig Janney	7	0	3	3	4
Deron Quint	7	0	2	2	0
Dallas Drake	7	0	1	1	2
Oleg Tverdovsky	7	0	1	1	0
Murray Baron	1	0	0	0	0
Jeff Finley	1	0	0	0	2
Igor Korolev	1	0	0	0	0
Jocelyn Lemieux	2	0	0	0	4
Shane Doan	4	0	0	0	2
Jim Johnson	6	0	0	0	4
Gerald Diduck	7	0	0	0	10
Kris King	7	0	0	0	17
Jim McKenzie	7	0	0	0	2
Jayson More	7	0	0	0	7
Mike Stapleton	7	0	0	0	14
Nikolai Khabibulin	7	0	0	0	6

GOALTENDER	GP	MIN	GAA	W-L	SO	GA	SA	SV%
Nikolai Khabibulin	7	426	2.11	3-4	1	15	222	.932

## 1997-98 PHOENIX COYOTES

PLAYER	GP	G	A	PTS	PIM
Rick Tocchet	6	6	2	8	25
Jeremy Roenick	6	5	3	8	4
Oleg Tverdovsky	6	0	7	7	0
Keith Tkachuk	6	3	3	6	10
Cliff Ronning	6	1	3	4	4
Craig Janney	6	0	3	3	0
Murray Baron	6	0	2	2	6
Gerald Diduck	6	0	2	2	20
Mike Gartner	5	1	0	1	18
Bob Corkum	6	1	0	1	4
Shane Doan	6	1	0	1	6
Dallas Drake	4	0	1	1	2
Nikolai Khabibulin	4	0	1	1	0
Darrin Shannon	5	0	1	1	4
Norm Maciver	6	0	1	1	2
Mark Janssens	1	0	0	0	2
Jim McKenzie	1	0	0	0	0
Teppo Numminen	1	0	0	0	0
Jim Cummins	3	0	0	0	4
Jimmy Waite	4	0	0	0	0
Brad Isbister	5	0	0	0	2
Michel Petit	5	0	0	0	8
Keith Carney	6	0	0	0	4
Mike Stapleton	6	0	0	0	2

GOALTENDER	GP	MIN	GAA	W-L	SO	GA	SA	SV%
Jimmy Waite	4	171	3.86	0-3	0	11	97	.887
Nikolai Khabibulin	4	185	4.22	2-1	0	13	106	.877

## 1998-99 PHOENIX COYOTES

PLAYER	GP	G	A	PTS	PIM
Dallas Drake	7	4	3	7	4
Shane Doan	7	2	2	4	6
Robert Reichel	7	1	3	4	2
Keith Tkachuk	7	1	3	4	13
Teppo Numminen	7	2	1	3	4
Keith Carney	7	1	2	3	10
Rick Tocchet	7	0	3	3	8
Louie DeBrusk	6	2	0	2	6
Stephen Leach	7	1	1	2	2
Juha Ylonen	2	0	2	2	2
Brian Noonan	5	0	2	2	4
Oleg Tverdovsky	6	0	2	2	6
Greg Adams	3	1	0	1	0
Mike Stapleton	7	1	0	1	0
Jim Cummins	3	0	1	1	0
Stan Neckar	6	0	1	1	4
Bob Corkum	7	0	1	1	4
Jyrki Lumme	7	0	1	1	6
Jeremy Roenick	1	0	0	0	0
Brad Tiley	1	0	0	0	0
Tavis Hansen	2	0	0	0	0
Gerald Diduck	3	0	0	0	2
Mike Sullivan	5	0	0	0	2
J.J. Daigneault	6	0	0	0	8
Nikolai Khabibulin	7	0	0	0	2

GOALTENDER	GP	MIN	GAA	W-L	SO	GA	SA	SV%
Nikolai Khabibulin	7	449	2.41	3-4	0	18	236	.924

## 1999-2000 PHOENIX COYOTES

PLAYER	GP	G	A	PTS	PIM
Jeremy Roenick	5	2	2	4	10
Travis Green	5	2	1	3	2
Shane Doan	4	1	2	3	8
Benoit Hogue	5	1	2	3	2
Mikael Renberg	5	1	2	3	4
Trevor Letowski	5	1	1	2	4
Teppo Numminen	5	1	1	2	0
Keith Tkachuk	5	1	1	2	4
Dallas Drake	5	0	1	1	4
Jyrki Lumme	5	0	1	1	2
Radoslav Suchy	5	0	1	1	0
Mike Sullivan	5	0	1	1	0
Daniel Briere	1	0	0	0	0
J.J. Daigneault	1	0	0	0	0
Juha Ylonen	1	0	0	0	0
Louie DeBrusk	3	0	0	0	0
Greg Adams	5	0	0	0	0
Sean Burke	5	0	0	0	0
Stan Neckar	5	0	0	0	0
Mika Alatalo	5	0	0	0	2
Keith Carney	5	0	0	0	17
Lyle Odelein	5	0	0	0	16

GOALTENDER	GP	MIN	GAA	W-L	SO	GA	SA	SV%
Sean Burke	5	296	3.24	1-4	0	16	167	.904

## 2001-02 PHOENIX COYOTES

PLAYER	GP	G	A	PTS	PIM
Shane Doan	5	2	2	4	6
Daniel Briere	5	2	1	3	2
Mike Johnson	5	1	1	2	6
Sean Burke	5	0	2	2	0
Denis Pederson	5	0	2	2	0
Todd Simpson	5	0	2	2	6
Daymond Langkow	5	1	0	1	0
Radoslav Suchy	5	1	0	1	0
Dan Focht	1	0	1	1	0
Drake Berehowsky	5	0	1	1	4
Branko Radivojevic	1	0	0	0	2
Krystofer Kolanos	2	0	0	0	6
Andrei Nazarov	3	0	0	0	2
Teppo Numminen	4	0	0	0	2
Landon Wilson	4	0	0	0	12
Claude Lemieux	5	0	0	0	2
Brad May	5	0	0	0	0
Brian Savage	5	0	0	0	0
Michal Handzus	5	0	0	0	2
Paul Mara	5	0	0	0	4
Ladislav Nagy	5	0	0	0	21
Ossi Vaananen	5	0	0	0	6

GOALTENDER	GP	MIN	GAA	W-L	SO	GA	SA	SV%
Sean Burke	5	297	2.63	1-4	0	13	133	.902

## 2009-10 PHOENIX COYOTES

PLAYER	GP	G	A	PTS	PIM
Matthew Lombardi	7	1	5	6	2
Wojtek Wolski	7	4	1	5	0
Keith Yandle	7	2	3	5	4
Radim Vrbata	7	2	2	4	4
Derek Morris	7	1	3	4	11
Petr Prucha	7	1	2	3	4
Martin Hanzal	7	0	3	3	10
Taylor Pyatt	7	1	1	2	2
Vernon Fiddler	6	1	1	2	14
Shane Doan	3	1	1	2	4
Lee Stempniak	7	0	2	2	0
Zbynek Michalek	7	0	2	2	2
Adrian Aucoin	7	0	2	2	10
Ed Jovanovski	7	1	0	1	4
Lauri Korpikoski	7	1	0	1	2
Sami Lepisto	7	1	0	1	0
Mathieu Schneider	3	1	0	1	0
Robert Lang	4	0	1	1	0
Daniel Winnik	7	0	0	0	0
Petteri Nokelainen	5	0	0	0	2

GOALTENDER	GP	MIN	GAA	W-L	SO	GA	SA	SV%
Ilya Bryzgalov	7	419	3.44	3-4	0	24	255	.906

## 2010-11 PHOENIX COYOTES

PLAYER	GP	G	A	PTS	PIM
Shane Doan	4	3	2	5	6
Radim Vrbata	4	2	3	5	0
Keith Yandle	4	0	5	5	0
Ray Whitney	4	1	2	3	2
Kyle Turris	4	1	2	3	2
Martin Hanzal	4	1	2	3	8
David Schlemko	7	1	0	1	4
Taylor Pyatt	4	1	0	1	0
Lauri Korpikoski	4	0	1	1	2
Mikkel Boedker	4	0	1	1	2
Ed Jovanovski	4	0	1	1	2
Lee Stempniak	4	0	0	0	0
Rostislav Klesla	4	0	0	0	7
Michal Rozsival	4	0	0	0	2
Eric Belanger	4	0	0	0	2
Adrian Aucoin	4	0	0	0	2
Vernon Fiddler	4	0	0	0	0
Andrew Ebbett	3	0	0	0	0
Paul Bissonnette	1	0	0	0	0

GOALTENDER	GP	MIN	GAA	W-L	SO	GA	SA	SV%
Ilya Bryzgalov	4	234	4.36	0-4	0	17	140	.879

## 2011-12 PHOENIX COYOTES

PLAYER	GP	G	A	PTS	PIM
Antoine Vermette	16	5	5	10	24
Shane Doan	16	5	4	9	41
Keith Yandle	16	1	8	9	10
Mikkel Boedker	16	4	4	8	0
Rostislav Klesla	15	2	6	8	4
Ray Whitney	16	2	5	7	10
Daymond Langkow	16	1	6	7	4
Taylor Pyatt	16	4	2	6	2
Martin Hanzal	12	3	3	6	29
Derek Morris	16	2	4	6	24
Radim Vrbata	16	2	3	5	8
<b>Oliver Ekman-Larsson</b>	<b>16</b>	<b>1</b>	<b>3</b>	<b>4</b>	<b>8</b>
Kyle Chipchura	15	1	3	4	7
Gilbert Brule	12	2	1	3	0
Raffi Torres	3	1	1	2	2
Marc-Antoine Pouliot	8	1	1	2	2
Boyd Gordon	16	0	2	2	6
Adrian Aucoin	11	0	2	2	10
Michal Rozsival	15	0	0	0	2
Lauri Korpikoski	11	0	0	0	2
David Schlemko	5	0	0	0	0
Paul Bissonnette	3	0	0	0	15
*Michael Stone	2	0	0	0	0

GOALTENDER	GP	MIN	GAA	W-L	SO	GA	SA	SV%
Mike Smith	16	1027	1.99	9-7	3	34	602	.944

## 2019-20 ARIZONA COYOTES

PLAYER	GP	G	A	PTS	PIM
<b>Clayton Keller</b>	<b>9</b>	<b>4</b>	<b>3</b>	<b>7</b>	<b>0</b>
Taylor Hall	9	2	4	6	10
Derek Stepan	9	1	4	5	6
<b>Jason Demers</b>	<b>9</b>	<b>0</b>	<b>4</b>	<b>4</b>	<b>8</b>
<b>Jordan Oesterle</b>	<b>9</b>	<b>1</b>	<b>3</b>	<b>4</b>	<b>0</b>
<b>Oliver Ekman-Larsson</b>	<b>9</b>	<b>1</b>	<b>3</b>	<b>4</b>	<b>8</b>
<b>Phil Kessel</b>	<b>9</b>	<b>1</b>	<b>3</b>	<b>4</b>	<b>4</b>
<b>Christian Dvorak</b>	<b>9</b>	<b>2</b>	<b>1</b>	<b>3</b>	<b>0</b>
Brad Richardson	9	2	1	3	4
Michael Grabner	9	3	0	3	6
Vinnie Hinostroza	7	0	2	2	2
Carl Soderberg	9	1	1	2	2
<b>Conor Garland</b>	<b>8</b>	<b>1</b>	<b>1</b>	<b>2</b>	<b>0</b>
<b>Lawson Crouse</b>	<b>9</b>	<b>2</b>	<b>0</b>	<b>2</b>	<b>2</b>
<b>Niklas Hjalmarsson</b>	<b>9</b>	<b>0</b>	<b>1</b>	<b>1</b>	<b>6</b>
<b>Christian Fischer</b>	<b>9</b>	<b>0</b>	<b>1</b>	<b>1</b>	<b>6</b>
<b>Jakob Chychrun</b>	<b>9</b>	<b>1</b>	<b>0</b>	<b>1</b>	<b>8</b>
<b>Alex Goligoski</b>	<b>9</b>	<b>0</b>	<b>0</b>	<b>0</b>	<b>2</b>
<b>Barrett Hayton</b>	<b>3</b>	<b>0</b>	<b>0</b>	<b>0</b>	<b>0</b>

GOALTENDER	GP	MIN	GAA	W-L	SO	GA	SA	SV%
Darcy Kuemper	9	501:59	3.47	4-5-0	0	33	4	.913
Antti Raanta	2	40:00	6.00	0-0-0	0	14	4	.714



#	PLAYER	GP	G	A	PTS	PIM	#	PLAYER	GP	G	A	PTS	PIM
1	Dale Hawerchuk	38	16	33	49	37	65	Jim Kyte	24	0	4	4	73
2	Thomas Steen	56	12	32	44	62	66	Petr Prucha	7	1	2	3	4
3	Shane Doan	55	15	13	28	85	67	Dave Manson	6	2	1	3	30
4	Keith Tkachuk	44	19	9	28	100	68	Travis Green	5	2	1	3	2
5	Paul MacLean	35	16	10	26	76	69	Kris King	18	1	2	3	25
6	Dave Ellett	33	4	16	20	22	70	Scott Arniel	18	1	2	3	26
7	Keith Yandle	27	3	16	19	14	71	Michael Grabner	9	3	0	3	6
8	Jeremy Roenick	18	9	9	18	18	72	Iain Duncan	11	0	3	3	6
9	Fredrik Olausson	35	4	13	17	12	<b>73</b>	<b>Christian Dvorak</b>	<b>9</b>	<b>2</b>	<b>1</b>	<b>3</b>	<b>0</b>
10	Randy Carlyle	31	3	14	17	51	74	Daniel Briere	6	2	1	3	2
11	Teppo Numminen	50	8	8	16	20	75	Keith Carney	18	1	2	3	31
12	Brian Mullen	26	7	9	16	16	76	Willy Lindstrom	4	2	1	3	2
13	Moe Mantha	16	5	10	15	18	77	Brad Richardson	9	2	1	3	4
14	Laurie Boschman	34	5	10	15	97	78	Kyle Turris	4	1	2	3	2
15	Dave Babych	18	4	10	14	37	79	Mikael Renberg	5	1	2	3	4
16	Radim Vrbata	27	6	8	14	12	80	Tim Watters	32	1	2	3	53
17	Darrin Shannon	31	6	7	13	30	81	Igor Korolev	7	0	3	3	0
18	Mario Marois	18	2	11	13	35	82	Gilbert Brule	12	2	1	3	0
19	Ron Wilson	23	7	6	13	6	83	Benoit Hogue	5	1	2	3	2
20	Martin Hanzal	23	4	8	12	47	84	Andy Brickley	1	1	1	2	0
21	Phil Housley	13	1	11	12	2	85	Jyrki Lumme	12	0	2	2	8
22	Andrew McBain	24	5	7	12	39	86	Vernon Fiddler	10	1	1	2	14
23	Rick Tocchet	13	6	5	11	33	87	Brian Noonan	5	0	2	2	4
24	Doug Smail	41	9	2	11	49	88	Juha Ylonen	3	0	2	2	2
25	Cliff Ronning	13	1	10	11	16	89	Mike Lalor	11	0	2	2	23
26	Oleg Tverdovsky	25	0	11	11	6	90	Mark Kumpel	11	2	0	2	6
27	Dallas Drake	26	4	6	10	12	91	Perry Turnbull	12	0	2	2	47
28	Antoine Vermette	16	5	5	10	24	92	Mike Johnson	5	1	1	2	6
29	Derek Morris	23	3	7	10	35	93	Zbynek Michalek	7	0	2	2	2
30	Ray Whitney	20	3	7	10	12	94	Murray Baron	7	0	2	2	6
31	Pat Elynuik	14	4	6	10	6	95	Trevor Letowski	5	1	1	2	4
32	Taylor Pyatt	27	6	3	9	4	96	Gerald Diduck	16	0	2	2	32
33	Mikkel Boedker	20	4	5	9	2	<b>97</b>	<b>Conor Garland</b>	<b>8</b>	<b>1</b>	<b>1</b>	<b>2</b>	<b>0</b>
34	Craig Janney	19	1	8	9	4	98	Vinnie Hinostroza	7	0	2	2	2
35	Ray Neufeld	16	5	3	8	46	99	Marc-Antoine Pouliot	8	1	1	2	2
36	Rostislav Klesla	19	2	6	8	11	100	Radoslav Suchy	10	1	1	2	0
<b>37</b>	<b>Oliver Ekman-Larsson</b>	<b>25</b>	<b>2</b>	<b>6</b>	<b>8</b>	<b>16</b>	101	Lee Stempniak	11	0	2	2	0
38	Daymond Langkow	21	2	6	8	4	102	Paul MacDermid	7	0	2	2	8
<b>39</b>	<b>Clayton Keller</b>	<b>9</b>	<b>4</b>	<b>3</b>	<b>7</b>	<b>0</b>	103	Peter Taglianetti	14	1	1	2	20
40	Bengt Lundholm	14	3	4	7	14	<b>104</b>	<b>Lawson Crouse</b>	<b>9</b>	<b>2</b>	<b>0</b>	<b>2</b>	<b>2</b>
41	Teemu Selanne	6	4	2	6	2	105	Deron Quint	7	0	2	2	0
42	Eddie Olczyk	12	3	3	6	10	106	Raffi Torres	3	1	1	2	2
43	Matthew Lombardi	7	1	5	6	2	107	Denis Pederson	5	0	2	2	0
44	Taylor Hall	9	2	4	6	10	108	Norm MacIver	12	1	1	2	4
45	Bob Corkum	20	3	3	6	12	109	Morris Lukowich	7	0	2	2	16
46	Lucien DeBlois	15	3	2	5	15	110	Boyd Gordon	16	0	2	2	6
47	Derek Stepan	9	1	4	5	6	111	Lauri Korpikoski	22	1	1	2	6
48	Wojtek Wolski	7	4	1	5	0	112	Gilles Hamel	9	2	0	2	2
49	Alexei Zhamnov	12	2	3	5	10	113	Ed Jovanovski	11	1	1	2	6
50	Norm Dupont	5	3	1	4	0	114	Todd Simpson	5	0	2	2	6
51	Robert Picard	11	2	2	4	20	115	Stephen Leach	7	1	1	2	2
52	Adrian Aucoin	22	0	4	4	22	116	Paul Fenton	7	2	0	2	23
<b>53</b>	<b>Jason Demers</b>	<b>9</b>	<b>0</b>	<b>4</b>	<b>4</b>	<b>8</b>	117	Carl Soderberg	9	1	1	2	2
54	Doug Evans	8	2	2	4	12	118	Louie Debrusk	9	2	0	2	6
<b>55</b>	<b>Jordan Oesterle</b>	<b>9</b>	<b>1</b>	<b>3</b>	<b>4</b>	<b>0</b>	119	Sami Lepisto	7	1	0	1	6
56	Kyle Chipchura	15	1	3	4	7	120	Bryan Maxwell	3	1	0	1	23
57	Robert Reichel	7	1	3	4	2	121	Chad Kilger	4	1	0	1	0
<b>58</b>	<b>Phil Kessel</b>	<b>9</b>	<b>1</b>	<b>3</b>	<b>4</b>	<b>4</b>	122	Mike Sullivan	10	0	1	1	2
59	Brent Ashton	7	3	1	4	2	123	Dave McLlwain	7	0	1	1	2
60	Evgeny Davydov	11	2	2	4	2	124	Mike Stapleton	26	1	0	1	37
61	Greg Paslawski	7	1	3	4	0	125	Mike Eastwood	6	0	1	1	2
62	Aaron Broten	7	2	2	4	12	126	Robert Lang	4	0	1	1	0
63	Stu Barnes	6	1	3	4	2	127	Phil Sykes	11	0	1	1	9
64	Mike Gartner	12	2	2	4	22	128	Bill Derlago	3	1	0	1	0

## ALL-TIME PLAYOFF SCORING BY POINTS

## PLAYOFFS

#	PLAYER	GP	G	A	PTS	PIM	#	PLAYER	GP	G	A	PTS	PIM
129	Jim Cummins	6	0	1	1	4	170	Jayson More	7	0	0	0	7
130	Dave Christian	7	0	1	1	2	171	Dave Silk	1	0	0	0	2
131	David Schlemko	9	1	0	1	4	172	Michael Stone	2	0	0	0	0
132	Luciano Borsato	7	1	0	1	4	173	Branko Radivojevic	1	0	0	0	2
<b>133</b>	<b>Jakob Chychrun</b>	<b>9</b>	<b>1</b>	<b>0</b>	<b>1</b>	<b>8</b>	174	Jim McKenzie	9	0	0	0	4
134	Tim Young	1	0	1	1	0	175	Igor Ulanov	11	0	0	0	43
135	Randy Gilhen	4	1	0	1	10	176	Rick Bowness	1	0	0	0	0
136	Murray Eaves	4	0	1	1	2	177	Landon Wilson	4	0	0	0	12
137	Mike Eagles	12	0	1	1	14	178	Jim Johnson	6	0	0	0	4
138	Steve Rooney	13	1	0	1	67	179	Mark Janssens	1	0	0	0	2
139	Stan Neckar	11	0	1	1	4	180	Eric Belanger	4	0	0	0	2
140	Brad Berry	11	0	1	1	14	181	Peter Douris	1	0	0	0	0
141	Greg Adams	8	1	0	1	0	182	Mika Alatalo	5	0	0	0	2
142	Gord Donnelly	6	0	1	1	8	183	Brad Isbister	5	0	0	0	2
143	Craig Muni	6	0	1	1	2	184	Jimmy Mann	3	0	0	0	7
144	Drake Berehowsky	5	0	1	1	4	185	Ossi Vaananen	5	0	0	0	6
<b>145</b>	<b>Christian Fischer</b>	<b>9</b>	<b>0</b>	<b>1</b>	<b>1</b>	<b>6</b>	186	Michal Handzus	5	0	0	0	2
<b>146</b>	<b>Niklas Hjalmarsson</b>	<b>9</b>	<b>0</b>	<b>1</b>	<b>1</b>	<b>6</b>	187	Russ Romaniuk	1	0	0	0	0
147	Jim Nill	14	0	1	1	39	188	J.J. Daigneault	7	0	0	0	8
148	Tie Domi	6	1	0	1	23	189	Larry Hopkins	6	0	0	0	2
149	Mathieu Schneider	3	1	0	1	0	190	Mike Hartman	2	0	0	0	2
150	Dan Focht	1	0	1	1	0	191	Craig Mills	1	0	0	0	0
151	Bryan Erickson	3	0	0	0	0	192	Kris Draper	2	0	0	0	0
152	Brad Tiley	1	0	0	0	0	193	Claude Lemieux	5	0	0	0	2
153	Tim Trimper	1	0	0	0	0	194	Iain Fraser	4	0	0	0	0
154	Petteri Nokelainen	5	0	0	0	2	195	Brad Jones	1	0	0	0	0
155	Andrew Ebbett	3	0	0	0	0	196	Dean Kennedy	8	0	0	0	2
156	Ladislav Nagy	5	0	0	0	21	197	Don Spring	6	0	0	0	10
157	Serge Savard	7	0	0	0	4	198	Brad May	5	0	0	0	0
158	Wade Campbell	6	0	0	0	9	199	Michel Petit	5	0	0	0	8
159	Paul Bissonnette	4	0	0	0	15	200	Tavis Hansen	2	0	0	0	0
160	Troy Murray	7	0	0	0	2	201	Jocelyn Lemieux	2	0	0	0	4
161	Lyle Odelein	5	0	0	0	16	<b>202</b>	<b>Barrett Hayton</b>	<b>3</b>	<b>0</b>	<b>0</b>	<b>0</b>	<b>0</b>
162	Brian Savage	5	0	0	0	0	203	Jeff Finley	7	0	0	0	6
163	Andrei Nazarov	3	0	0	0	2	204	Sergei Bautin	6	0	0	0	2
164	Tom Martin	3	0	0	0	2	205	Daniel Winnik	7	0	0	0	0
165	John Druce	2	0	0	0	0	206	Michal Rozsival	19	0	0	0	4
166	Jordy Douglas	1	0	0	0	2	207	Krys Kolanos	2	0	0	0	6
167	Bobby Dollas	3	0	0	0	2	208	Shawn Cronin	9	0	0	0	13
168	Paul Boutilier	5	0	0	0	15	<b>209</b>	<b>Alex Goligoski</b>	<b>9</b>	<b>0</b>	<b>0</b>	<b>0</b>	<b>2</b>
169	Paul Mara	5	0	0	0	4							

## ALL-TIME PLAYOFF GOALTENDING

PLAYER	GP	GS	W	L	OT	SA	SVS	GA	SV%	GAA	MIN	SO	G	A	P	PIM
Nikolai Khabibulin	24	24	10	13	--	778	713	65	.916	2.75	1419:10	1	0	1	1	8
Mike Smith	16	16	9	7	--	602	568	34	.944	1.99	1026:49	3	0	1	1	14
Daniel Berthiaume	14	14	5	9	--	407	357	50	.877	3.73	804:55	0	0	0	0	0
Brian Hayward	11	10	2	8	--	273	229	44	.839	4.88	541:06	0	0	0	0	0
Bob Essensa	11	10	4	5	--	300	265	35	.883	3.47	606:03	0	0	0	0	2
Ilya Bryzgalov	11	11	3	8	--	395	354	41	.896	3.77	652:57	0	0	0	0	0
Sean Burke	10	10	2	8	--	300	271	29	.903	2.94	592:50	0	0	2	2	0
<b>Darcy Kuemper</b>	<b>9</b>	<b>9</b>	<b>4</b>	<b>5</b>	<b>0</b>	<b>334</b>	<b>305</b>	<b>29</b>	<b>.913</b>	<b>3.47</b>	<b>501:59</b>	<b>0</b>	<b>0</b>	<b>0</b>	<b>0</b>	<b>0</b>
Rick Tabaracci	7	7	3	4	--	212	186	26	.877	4.03	387:20	0	0	0	0	0
Marc Behrend	7	4	1	3	--	188	170	18	.904	3.51	307:45	0	0	0	0	0
Jimmy Waite	4	2	0	3	--	97	86	11	.887	3.85	171:28	0	0	0	0	0
Stephane Beauregard	4	3	1	3	--	105	93	12	.886	3.02	238:06	0	0	0	0	0
Doug Soetaert	4	3	1	2	--	91	78	13	.857	4.88	160:00	0	0	0	0	0
Eldon Reddick	3	2	0	2	--	73	63	10	.863	3.63	165:10	0	0	0	0	0
Ed Staniowski	2	2	0	2	--	42	30	12	.714	6.05	119:00	0	0	0	0	0
<b>Antti Raanta</b>	<b>2</b>	<b>0</b>	<b>0</b>	<b>0</b>	<b>0</b>	<b>14</b>	<b>10</b>	<b>4</b>	<b>.714</b>	<b>6.00</b>	<b>40:00</b>	<b>0</b>	<b>0</b>	<b>0</b>	<b>0</b>	<b>0</b>
Dan Bouchard	1	1	0	1	--	22	17	5	.773	7.50	40:00	0	0	0	0	2
Mike Veisor	1	0	0	0	--	29	25	4	.862	6.00	40:00	0	0	0	0	0

## GAMES PLAYED

1. Thomas Steen	56
2. Shane Doan	55
3. Teppo Numminen	50
4. Keith Tkachuk	44
5. Doug Smail	41
6. Dale Hawerchuk	38
7. Paul MacLean	35
8. Fredrik Olausson	35
9. Laurie Boschman	34
10. Dave Ellett	33

## GOALS

1. Keith Tkachuk	19
2. Dale Hawerchuk	16
3. Paul MacLean	16
4. Shane Doan	15
5. Thomas Steen	12
6. Doug Smail	9
7. Jeremy Roenick	9
8. Teppo Numminen	8
9. Ron Wilson	7
10. Brian Mullen	7

## ASSISTS

1. Dale Hawerchuk	33
2. Thomas Steen	32
3. Keith Yandle	16
4. Dave Ellett	16
5. Randy Carlyle	14
6. Shane Doan	13
7. Fredrik Olausson	13
8. Mario Marois	11
9. Phil Housley	11
10. Oleg Tverdokavsky	11

## POINTS

1. Dale Hawerchuk	49
2. Thomas Steen	44
3. Shane Doan	28
4. Keith Tkachuk	28
5. Paul MacLean	26
6. Dave Ellett	20
7. Keith Yandle	19
8. Jeremy Roenick	18
9. Fredrik Olausson	17
10. Randy Carlyle	17

## PENALTY MINUTES

1. Keith Tkachuk	100
2. Laurie Boschman	97
3. Shane Doan	85
4. Paul MacLean	76
5. Jim Kyte	73
6. Steve Rooney	67
7. Thomas Steen	62
8. Tim Watters	53
9. Randy Carlyle	51
10. Doug Smail	49

## POWER PLAY GOALS

1. Paul Maclean	9
2. Dale Hawerchuk	8
3. Thomas Steen	7
4. Keith Tkachuk	5
5. Dave Babych	4
6. Teppo Numminen	4
7. Dave Ellett	4
8. Shane Doan	4
9. Jeremy Roenick	3
10. Antoine Vermette	3
11. Radim Vrbata	3
12. Brian Mullen	3
13. Rick Tocchet	3
14. Norm Dupont	3

## SHORTHANDED GOALS

1. Thomas Steen	2
2. Doug Smail	2
3. Bengt Lundholm	2
4. Jeremy Roenick	2
7 players tied with	1

## GAME WINNING GOALS

1. Shane Doan	4
2. Jeremy Roenick	2
3. Martin Hanzal	2
4. Teemu Selanne	2
5. Mikkel Boedker	2
6. Gilles Hamel	2

## ALL-TIME CAREER PLAYOFF GOALTENDING LEADERS

## GAMES PLAYED

1. Nikolai Khabibulin	24
2. Mike Smith	16
3. Daniel Berthiaume	14
4. Ilya Bryzgalov	11
Bob Essensa	11

## MINUTES PLAYED

1. Nikolai Khabibulin	1419
2. Mike Smith	1027
3. Daniel Berthiaume	805
4. Ilya Bryzgalov	653
5. Bob Essensa	606

## WINS

1. Nikolai Khabibulin	10
2. Mike Smith	9
3. Daniel Berthiaume	5
4. Bob Essensa	4
Darcy Kuemper	4
5. Ilya Bryzgalov	3
Rick Tabaracci	3

## GOALS AGAINST AVERAGE

1. Mike Smith	1.99
2. Nikolai Khabibulin	2.75
3. Sean Burke	2.93
4. Stephane Beauregard	3.03
5. Bob Essensa	3.47
6. Darcy Kuemper	3.47

## SAVE PERCENTAGE

1. Mike Smith	.944
2. Nikolai Khabibulin	.916
3. Darcy Kuemper	.913
4. Sean Burke	.903
5. Marc Behrend	.902
6. Ilya Bryzgalov	.892

**MOST****GAMES**

16 – 2012

**WINS**

9 – 2012

**HOME**

4 – 2012

**ROAD**

5 – 2012

**LOSSES**

7 – 2012

**HOME**

5 – 2012

**ROAD**

4 – 2020

**GOALS**

37 – 2012 (17 vs. CHI, 12 vs. NSH, 8 vs. LAK)

**GOALS AGAINST**

35 – 2 times (last 2012)

**OVERTIME GAMES**

7 – 2012

**OVERTIME WINS**

4 – 2012

**CONSECUTIVE WINS**

3 games – 3 times (last Apr. 23-29, 2012)

## TEAM PLAYOFF RECORDS: SERIES

**MOST****GOALS:**

22 – 1987 (vs. CGY) and 1990 (vs. EDM)

**GOALS, 3-GAME SERIES:**

9 – 1983 (vs. EDM)

**GOALS, 4-GAME SERIES:**

15 – 1985 (vs. CGY)

**GOALS, 5-GAME SERIES:**

17 – 1988 (vs. EDM)

**GOALS, 6-GAME SERIES:**

22 – 1987 (vs. CGY)

**GOALS, 7-GAME SERIES:**

22 – 1990 (vs. EDM)

**GOALS, BOTH TEAMS:**

46 – 1990 (WPG 22 vs. EDM 24) and 1992 (WPG 17 vs. VAN 29)

**GOALS, BOTH TEAMS, 3-GAME SERIES:**

25 – 1984 (WPG 7 vs. EDM 18)

**GOALS, BOTH TEAMS, 4-GAME SERIES:**

33 – 1982 (WPG 13 vs. STL 20) and 1985 (WPG 11 vs. EDM 22)

**GOALS, BOTH TEAMS, 5-GAME SERIES:**

42 – 1988 (WPG 17 vs. EDM 25)

**GOALS, BOTH TEAMS, 6-GAME SERIES:**

42 – 1998 (PHX 18 vs. DET 24)

**GOALS, BOTH TEAMS, 7-GAME SERIES:**

46 – 1990 (WPG 22 vs. EDM 24) and 1992 (WPG 17 vs. VAN 29)

**POWER PLAY GOALS:**

8 – 1987 (vs. CGY)

**PENALTY MINUTES:**

213 – 1988 (vs. EDM)

**SHUTOUTS, BOTH TEAMS:**

2 – 3 times (last: 2012 WCF, PHX 1 vs. LAK 1)

**FEWEST****GOALS, 3-GAME SERIES:**

7 – 1984 (vs. EDM)

**GOALS, 4-GAME SERIES:**

9 – 1987 (vs. EDM)

**GOALS, 5-GAME SERIES:**

7 – 2002 (vs. SJS)

**GOALS, 6-GAME SERIES:**

10 – 1996 (vs. DET)

**GOALS, 7-GAME SERIES:**

16 – 1999 (vs. STL)

**GOALS, BOTH TEAMS, 3-GAME SERIES:**

23 – 1983 (WPG 9 vs. EDM 14) and 1986 (WPG 8 vs. CGY 15)

**GOALS, BOTH TEAMS, 4-GAME SERIES:**

25 – 2020 (ARI 14 vs. NSH 11)

**GOALS, BOTH TEAMS, 5-GAME SERIES:**

20 – 2002 (PHX 7 vs. SJS 13)

**GOALS, BOTH TEAMS, 6-GAME SERIES:**

29 – 2012 (PHX 17 vs. CHI 12)

**GOALS, BOTH TEAMS, 7-GAME SERIES:**

34 – 1997 (PHX 17 vs. ANA 17)

**PENALTY MINUTES:**

36 – 2020 (vs. NSH)

**MOST  
GOALS**

7 – (WPG 7 at EDM 5) – Apr. 4, 1990;  
(PHX 7 at DET 4) – Apr. 24, 1998

**GOALS, BOTH TEAMS**

12 – (WPG 7 at EDM 5) – Apr. 4, 1990

**GOALS AGAINST**

9 – (WPG 2 at EDM 9) – Apr. 4, 1984

**POWER-PLAY GOALS**

4 – vs. STL, Apr. 8, 1982

**POWER-PLAY GOALS AGAINST**

4 – at EDM, Apr. 12, 1988; vs. DET, Apr. 23, 1996;  
and vs. DET, May 3, 1998

**SHORTHANDED GOALS**

2 – at CGY, Apr. 14, 1985; vs. EDM, Apr. 9, 1988;  
and at DET, Apr. 24, 1998

**SHOTS**

41 – at STL, Apr. 11, 1982; vs. LAK, May 22, 2012

**SHOTS AGAINST**

54 – at EDM, Apr. 5, 1984

**PENALTY MINUTES**

71 – vs. EDM, Apr. 9, 1988

**PENALTY MINUTES, BOTH TEAMS**

150 – (WPG 71 vs. EDM 79) – Apr. 9, 1988

**LONGEST OVERTIME**

21 minutes, 8 seconds – vs. EDM, Apr. 10, 1990.  
(Dave Ellett scored at  
1:08 of 2nd overtime)

**SHORTEST OVERTIME**

25 seconds – at EDM, Apr. 5, 1984 (Randy Gregg  
scored at 0:25 of 1st overtime)

**FEWEST  
SHOTS**

13 – vs. DET, Apr. 28, 1996

**SHOTS AGAINST**

16 – vs. EDM, Apr. 8, 1990

## TEAM PLAYOFF RECORDS: PERIOD

**MOST  
GOALS**

4 – (WPG 6 vs. CGY 1) -- Apr. 16, 1987, 1st period;  
(WPG 5 at CGY 3) -- Apr. 14, 1985, 2nd period;  
(WPG 5 vs. STL 2) -- Apr. 8, 1982, 2nd period;  
and (PHX 7 at DET 4) – Apr. 24, 1998, 2nd  
period

**GOALS AGAINST**

6 – (WPG 4 at EDM 7) – Apr. 6, 1988, 3rd period

**POWER-PLAY GOALS**

3 – (WPG 5 vs. STL 2) -- Apr. 8, 1982, 2nd period

**POWER-PLAY GOALS AGAINST**

3 – (WPG 1 vs. DET 6) -- Apr. 23, 1996, 2nd period;  
and (PHX 2 vs. DET 5) -- May 3, 1998, 2nd  
period

**SHOTS**

20 – (WPG 4 vs. CGY 3) -- Apr. 12, 1987, 2nd period

**SHOTS AGAINST**

20 – (WPG 4 at EDM 5) -- Apr. 5, 1984, 3rd period;  
and (WPG 3 at DET 1) -- Apr. 26, 1996, 3rd  
period; May 27, 2012, 2nd period (LAK); Aug.  
2, 2020, 3rd period (NSH); Aug. 15, 2020 1st  
period (COL)

**PENALTY MINUTES**

59 – (WPG 2 at STL 8) -- Apr. 11, 1982, 2nd period

**PENALTY MINUTES, BOTH TEAMS**

110 – (WPG 59 at STL 51) -- Apr. 11, 1982, 2nd  
period

**FEWEST  
SHOTS**

1 – vs. NSH, Apr. 27, 2012 (3rd period)

**SHOTS AGAINST**

4 – at STL, Apr. 10, 1982 (3rd period);  
vs. ANA, Apr. 22, 1997 (1st period);  
vs. DET, Apr. 30, 1998 (3rd period);  
at COL, Apr. 21, 2000 (1st period);  
at SJS, Apr. 26, 2002 (3rd period)

**FASTEST  
FOUR GOALS**

9 minutes, 12 seconds – at DET, Apr. 24, 1998 (2nd  
period). Scorers: Rick  
Tocchet, 4:39; Jeremy  
Roenick, 7:13; Roenick,  
13:24, and Keith Tkachuk,  
13:51

**THREE GOALS**

4 minutes, 45 seconds – at STL, Apr. 25, 1999  
(1st period). Scorers:  
Dallas Drake, 3:46; Keith  
Tkachuk, 7:19; Louie  
DeBrusk, 8:31

**THREE GOALS, BOTH TEAMS**

27 seconds – at DET, Apr. 24, 1998 (2nd period).  
Scorers: Jeremy Roenick, Phoenix,  
13:24; Mathieu Dandenault, Detroit,  
13:32; Keith Tkachuk, Phoenix, 13:51

**TWO GOALS**

9 seconds – at NSH, Aug. 4, 2020 (3rd period).  
Scorers: Clayton Keller, 19:03, Lawson  
Crouse (19:12)

**TWO GOALS, BOTH TEAMS**

8 seconds – at DET, Apr. 24, 1998 (2nd period).  
Scorers: Jeremy Roenick, Phoenix,  
13:24; Mathieu Dandenault, Detroit,  
13:32

**MOST****YEARS**

10 – Thomas Steen, 1982 - 1988, 1990, 1992, 1993

**CONSECUTIVE YEARS**

7 – Dale Hawerchuk, 1982 - 1988; Thomas Steen, 1982 - 1988;  
Doug Smail, 1982 - 1988

**GAMES**

56 – Thomas Steen

**GOALS**

19 – Keith Tkachuk

**ASSISTS**

33 – Dale Hawerchuk

**POINTS**

49 – Dale Hawerchuk

**OVERTIME GOALS**

2 – Mikkel Boedker

**THREE-OR-MORE GOAL GAMES**

1 – Teemu Selanne, at Vancouver, Apr. 27, 1993

**PENALTY MINUTES**

100 – Keith Tkachuk

**GAMES BY A GOALTENDER**

24 – Nikolai Khabibulin

**MINUTES BY A GOALTENDER**

1,419 – Nikolai Khabibulin

## INDIVIDUAL PLAYOFF RECORDS: SINGLE SEASON

**MOST****POINTS**

13 – Dale Hawerchuk, 1987 (5 goals, 8 assists in 10 games)

**POINTS, DEFENSEMAN**

9 – Dave Babych, 1985 (2 goals and 7 assists in 8 games); Keith Yandle, 2012 (1 goal and eight assists in 16 games)

**POINTS, ROOKIE**

8 – Dale Hawerchuk, 1982 (1 goal and 7 assists in 4 games)

**GOALS**

6 – Keith Tkachuk, 1997 (7 games); Rick Tocchet, 1998 (6 games)

**GOALS, DEFENSEMAN**

3 – Teppo Numminen, 1997 (7 games)

**GOALS, ROOKIE**

4 – Teemu Selanne, 1993 (6 games); Keith Tkachuk, 1993 (6 games)

**GAME-WINNING GOALS**

2 – Gilles Hamel, 1987 (8 games); Teemu Selanne, 1993 (6 games); Jeremy Roenick, 1998 (6 games); Shane Doan, 1999 (7 games); Shane Doan, 2012 (16 games); Mikkel Boedker, 2012 (16 games); Martin Hanzal, 2012 (12 games)

**OVERTIME GOALS**

2 – Mikkel Boedker 2012 (16 games)

**POWER-PLAY GOALS**

3 – Dale Hawerchuk, 1987 (10 games); Rick Tocchet, 1998 (6 games); Antoine Vermette, 2012 (16 games)

**SHORTHANDED GOALS**

2 – Bengt Lundholm, 1985 (5 games); Jeremy Roenick, 1998 (6 games)

**THREE-OR-MORE GOAL GAMES**

1 – Teemu Selanne, 1993 (6 games)

**ASSISTS**

8 – Dale Hawerchuk, 1987 (10 games); Dave Ellett, 1987 (10 games); Keith Yandle, 2012 (16 games)

**ASSISTS, DEFENSEMAN**

8 – Dave Ellett, 1987 (10 games); Keith Yandle, 2012 (16 games)

**MINUTES PLAYED**

1027 – Mike Smith, 2012 (16 games)

**WINS**

9 – Mike Smith, 2012 (16 games)

**CONSECUTIVE WINS**

3 – Nikolai Khabibulin, 1997 CQF, vs. ANA; Nikolai Khabibulin, 1999 CQF, STL; Mike Smith, 2012 CQF/CSF

**LONGEST CONSECUTIVE GOAL-SCORING STREAK**

5 games – Rick Tocchet, vs. DET, Apr. 22 - Apr. 30, 1998 (6 goals)

**LONGEST CONSECUTIVE POINT-SCORING STREAK**

6 games – Rick Tocchet, vs. DET, Apr. 22 - May 3, 1998 (6 goals, 2 assists, 8 points)



**MOST  
POINTS**

10 – 10 Dale Hawerchuk, 1987 DSF, vs. CGY (5 goals, 5 assists in 6 games)

**GOALS**

6 – Keith Tkachuk, 1997 CQF, vs. ANA (7 games);  
Rick Tocchet, 1998 CQF, vs. DET (6 games)

**ASSISTS**

7 – Dale Hawerchuk, 1982 DSF, vs. STL (4 games);  
Phil Housley, 1993 DSF, vs. VAN (6 games);  
Cliff Ronning, 1997 CQF, vs. ANA (7 games);  
Oleg Tverdovsky, 1998 CQF, vs. DET (6 games)

**GAME-WINNING GOALS**

2 – Gilles Hamel, 1987 DSF, vs. CGY (4 games);  
Teemu Selanne, 1993 DSF, vs. VAN (6 games);  
Jeremy Roenick, 1998 CQF, vs. DET (6 games);  
Mikkel Boedker, 2012 CQF, vs. CHI (6 games);  
Shane Doan, 1999 CQF, vs. STL (7 games)

**OVERTIME GOALS**

2 – Mikkel Boedker, 2012 CQF, vs. CHI (6 games)

**POWER PLAY GOALS**

3 – Dale Hawerchuk, 1987 DSF, vs. CGY (6 games);  
Rick Tocchet, 1998 CQF, vs. DET (6 games);  
Antoine Vermette, 2012 CQF, vs. CHI (6 games)

**SHORTHANDED GOALS**

2 – Bengt Lundholm, 1985 DF, vs. EDM (4 games);  
Jeremy Roenick, 1998 CQF, vs. DET (6 games)

**THREE-OR-MORE GOAL GAMES**

1 – Teemu Selanne, 1993 DSF, vs. VAN (6 games)

**PENALTY MINUTES**

39 – Igor Ulanov, 1992 DSF, vs. VAN (7 games)

**GOALS, ROOKIE**

4 – Teemu Selanne, 1993 DSF, vs. VAN (6 games);  
Keith Tkachuk, 1993 DSF, vs. VAN (6 games)

**ASSISTS, ROOKIE**

7 – Dale Hawerchuk, 1982 DSF, vs. STL (4 games)

**POINTS, ROOKIE**

8 – Dale Hawerchuk, 1982 DSF, vs. STL (4 games)

**LONGEST****CONSECUTIVE POINT-SCORING STREAK**

6 games – Rick Tocchet, CQF vs. DET, Apr. 22 - May 3, 1998 (6 goals, 2 assists, 8 points)

**CONSECUTIVE GOAL-SCORING STREAK**

5 games – Rick Tocchet, CQF vs. DET, Apr. 22 - Apr. 30, 1998 (6 goals)

**CONSECUTIVE ASSIST-SCORING STREAK**

4 games – Dale Hawerchuk, DSF vs. STL, Apr. 7 - Apr. 11, 1982 (7 assists)

## INDIVIDUAL PLAYOFF RECORDS: GAME

**MOST  
POINTS**

4 – Dale Hawerchuk, vs. STL, Apr. 8, 1982 (4 assists); Jeremy Roenick, at DET, Apr. 24, 1998 (2 goals, 2 assists)

**GOALS**

3 – Teemu Selanne, vs. VAN, Apr. 23, 1993

**POWER PLAY GOALS**

2 – Paul MacLean, vs. STL, Apr. 8, 1982; Moe Mantha, at EDM, Apr. 7, 1983;  
Teemu Selanne, vs. VAN, Apr. 23, 1993; Shane Doan, at Detroit, Apr. 16, 2011; Antoine Vermette, vs. CHI, Apr. 14, 2012

**ASSISTS**

4 – Dale Hawerchuk, vs. STL, Apr. 8, 1982

**PENALTY MINUTES**

25 – Dave Babych, at STL, Apr. 11, 1982; Igor Ulanov, vs. VAN, Apr. 22, 1992

**SHOTS**

9 – Ray Whitney, at CHI, Apr. 17, 2012

**SHOTS FACED BY A GOALTENDER**

54 – Marc Behrend, at EDM, Apr. 5, 1984

**GOALS AGAINST BY A GOALTENDER**

8 – Ed Staniowski, at STL, Apr. 11, 1982; Rick Tabaracci, vs. VAN, Apr. 28, 1992

## INDIVIDUAL PLAYOFF RECORDS: PERIOD

**MOST  
POINTS:**

3 – Dale Hawerchuk, vs. STL, Apr. 8, 1982 (2nd period: 3 assists); Phil Housley, vs. VAN, Apr. 23, 1993 (1st period: 3 assists); Jeremy Roenick, at DET, Apr. 24, 1998 (2nd period: 2 goals, 1 assist); Oleg Tverdovsky, vs. DET, Apr. 26, 1998 (3rd period: 3 assists)

**GOALS:**

2 – Paul MacLean, at CGY, Apr. 9, 1987 (2nd period); Dale Hawerchuk, at EDM, Apr. 12, 1988 (2nd period); Teemu Selanne, vs. VAN, Apr. 23, 1993 (1st period); Darrin Shannon, vs. ANA, Apr. 20, 1997 (1st period); Jeremy Roenick, at DET, Apr. 24, 1998 (2nd period); Shane Doan, at DET, Apr. 16, 2011 (3rd period)

**POWER-PLAY GOALS:**

2 – Teemu Selanne, vs. VAN, Apr. 23, 1993 (1st period); Shane Doan, at DET, Apr. 16, 2011 (3rd period)

**ASSISTS:**

3 – Dale Hawerchuk, vs. STL, Apr. 8, 1982 (2nd period); Phil Housley, vs. VAN, Apr. 23, 1993 (1st period); Oleg Tverdovsky, vs. DET, Apr. 26, 1998 (3rd period)

**PENALTY MINUTES:**

25 – Igor Ulanov, vs. VAN, Apr. 22, 1992 (2nd period)

**SHOTS FACED BY A GOALTENDER:**

20 – Marc Behrend, at EDM, Apr. 5, 1984 (3rd period); Nikolai Khabibulin, at DET, Apr. 26, 1996 (3rd period); Mike Smith, vs. LAK, May 22, 2012 (2nd period); **Darcy Kuemper, vs. NSH, Aug. 2, 2020 (3rd period); Darcy Kuemper, vs. COL, Aug. 15, 2020 (1st period)**

**GOALS AGAINST BY A GOALTENDER:**

6 – Daniel Berthiaume, at EDM, Apr. 6, 1988 (3rd period)

**FASTEST GOAL FROM START OF A GAME:**

29 seconds – Sami Lepisto, at Detroit, Apr. 18, 2010

**FIRST GAME****Home:** vs. St. Louis, Apr. 7, 1982**Road:** at St. Louis, Apr. 10, 1982**FIRST WIN****Home:** vs. St. Louis (5-2), Apr. 8, 1982**Road:** at Calgary (5-3), Apr. 14, 1985**FIRST LOSS****Home:** vs. St. Louis (4-3), Apr. 7, 1982**Road:** at St. Louis (6-3), Apr. 10, 1982**FIRST GOAL****Home:** Willy Lindstrom (1:20 of 1st period) vs. STL, Apr. 7, 1982**Road:** Bengt Lundholm (1:39 of 1st period) at STL, Apr. 10, 1982**FIRST ASSISTS****Home:** Thomas Steen (1:20 of 1st period) vs. STL, Apr. 7, 1982**Road:** Thomas Steen, Willy Lindstrom (1:39 of 1st period) at STL, Apr. 10, 1982**FIRST POWER PLAY GOAL****Home:** Paul MacLean (15:35 of 1st period) vs. STL, Apr. 8, 1982**Road:** Norm Dupont (6:36 of 3rd period) at STL, Apr. 11, 1982**FIRST SHORTHANDED GOAL****Home:** Doug Smail (3:53 of 2nd period) vs. EDM, Apr. 25, 1987**Road:** Moe Mantha (4:53 of 2nd period) vs. EDM, Apr. 5, 1983**FIRST GAME WINNING GOAL****Home:** Paul MacLean (10:07 of 2nd period) vs. STL, Apr. 8, 1982**Road:** Ron Wilson (8:09 of 2nd period) at CGY, Apr. 14, 1985**FIRST GOAL ALLOWED****Home:** Perry Turnbull (against Ed Staniowski at 19:51 of 1st period) vs. STL, Apr. 7, 1982**Road:** Brian Sutter (against Doug Soetaert at 7:36 of 1st period) at STL, Apr. 10, 1982**FIRST POWER PLAY GOAL ALLOWED****Home:** Guy Lapointe (18:02 of 3rd period) vs. STL, Apr. 7, 1982**Road:** Perry Turnbull (5:36 of 1st period) at STL, Apr. 11, 1982**FIRST SHORTHANDED GOAL ALLOWED****Home:** Steve Konroyd (14:38 of 2nd period) vs. CGY, Apr. 10, 1985**Road:** Wayne Gretzky (15:58 of 1st period) at EDM, Apr. 6, 1983**FIRST WIN BY A GOALTENDER****Home:** Doug Soetaert vs. STL (5-2), Apr. 8, 1982**Road:** Marc Behrend vs. CGY (5-3), Apr. 10, 1985**FIRST LOSS BY A GOALTENDER****Home:** Ed Staniowski vs. STL (4-3), Apr. 7, 1982**Road:** Doug Soetaert vs. STL (6-3), Apr. 10, 1982**FIRST SHUTOUT FOR****Home:** Nikolai Khabibulin (32 saves) vs. ANA (2-0), Apr. 22, 1997**Road:** Mike Smith (25 saves) at NSH (1-0), May 4, 2012**FIRST SHUTOUT AGAINST****Home:** Grant Fuhr (35 saves) vs. STL (1-0, OT), May 4, 1999**Road:** Rejean Lemelin (33 saves) vs. CGY (4-0), Apr. 13, 1985**FIRST 2-GOAL GAME****Home:** Willy Lindstrom vs. STL, Apr. 7, 1982**Road:** Moe Mantha at EDM, Apr. 7, 1983**FIRST HAT TRICK****Home:** Teemu Selanne vs. VAN, Apr. 23, 1993**Road:** None**FIRST PENALTY SHOT****Home:** None**Road:** Mike Johnson at SJS (against Evgeni Nabokov at 19:45 of 2nd period), Apr. 26, 2002 (goal)**FIRST MINOR PENALTY****Home:** Morris Lukowich, high sticking (4:14 of 1st period) vs. STL, Apr. 7, 1982**Road:** Perry Turnbull, elbowing (2:14 of 1st period) at STL, Apr. 10, 1982**FIRST MAJOR PENALTY****Home:** Jimmy Mann, fighting (12:41 of 2nd period) vs. STL, Apr. 7, 1982**Road:** Dave Babych, fighting (7:47 of 1st period) at STL, Apr. 11, 1982**FIRST MISCONDUCT PENALTY****Home:** Bryan Maxwell (12:19 of 2nd period) vs. EDM, Apr. 9, 1983**Road:** Dave Babych (19:30 of 2nd period) vs. STL, Apr. 11, 1982

**FIRST GAME****Home:** vs. ANA, Apr. 20, 1997**Road:** at ANA, Apr. 16, 1997**FIRST WIN****Home:** vs. ANA (4-1), Apr. 20, 1997**Road:** at ANA (5-2), Apr. 24, 1997**FIRST LOSS****Home:** vs. ANA (3-2 OT), Apr. 27, 1997**Road:** at ANA (4-2), Apr. 16, 1997**FIRST GOAL****Home:** Darrin Shannon (1:18 of 1st period) vs. ANA, Apr. 20, 1997**Road:** Jeremy Roenick (3:27 of 2nd period) at ANA, Apr. 16, 1997**FIRST ASSISTS****Home:** Cliff Ronning, Jeremy Roenick (1:18 of 1st period) vs. ANA, Apr. 20, 1997**Road:** Cliff Ronning, Teppo Numminen (3:27 of 2nd period) at ANA, Apr. 16, 1997**FIRST POWER PLAY GOAL****Home:** Keith Tkachuk (17:44 of 3rd period) vs. ANA, Apr. 27, 1997**Road:** Keith Tkachuk (16:48 of 2nd period) at ANA, Apr. 16, 1997**FIRST SHORTHANDED GOAL****Home:** None**Road:** Jeremy Roenick (7:13 of 2nd period) at DET, Apr. 24, 1998**FIRST GAME WINNING GOAL****Home:** Darrin Shannon (8:50 of 1st period) vs. ANA, Apr. 20, 1997**Road:** Teppo Numminen (9:12 of 2nd period) at ANA, Apr. 24, 1997**FIRST GOAL ALLOWED****Home:** Paul Kariya (18:49 of 1st period) vs. ANA, Apr. 20, 1997**Road:** Teemu Selanne (8:57 of 1st period) at ANA, Apr. 16, 1997**FIRST POWER PLAY GOAL ALLOWED****Home:** Paul Kariya (18:49 of 1st period) vs. ANA, Apr. 20, 1997**Road:** Teemu Selanne (8:57 of 1st period) at ANA, Apr. 16, 1997**FIRST SHORTHANDED GOAL ALLOWED****Home:** Anze Kopitar (11:13 of the 1st period) vs. LAK, May 22, 2012**Road:** None**FIRST WIN BY A GOALTENDER****Home:** Nikolai Khabibulin vs. ANA (4-1), Apr. 20, 1997**Road:** Nikolai Khabibulin at ANA (5-2), Apr. 24, 1997**FIRST LOSS BY A GOALTENDER****Home:** Nikolai Khabibulin vs. ANA (3-2 OT), Apr. 27, 1997**Road:** Nikolai Khabibulin at ANA (4-2), Apr. 16, 1997**FIRST SHUTOUT FOR****Home:** Nikolai Khabibulin (32 saves) vs. ANA (2-0), Apr. 22, 1997**Road:** Mike Smith (25 saves) at NSH (1-0), May 4, 2012**FIRST SHUTOUT AGAINST****Home:** Grant Fuhr (35 saves) vs. STL (1-0 OT), May 4, 1999**Road:** Guy Hebert (31 saves) at ANA (3-0), Apr. 29, 1997**FIRST 2-GOAL GAME****Home:** Darrin Shannon vs. ANA, Apr. 20, 1997**Road:** Keith Tkachuk at ANA, Apr. 24, 1997**FIRST HAT TRICK****Home:** None**Road:** None**FIRST PENALTY SHOT****Home:** None**Road:** Mike Johnson at SJS (against Evgeni Nabokov at 19:45 of 2nd period), Apr. 26, 2002 (scored)**FIRST MINOR PENALTY****Home:** Jim McKenzie, holding (2:30 of 1st period) vs. ANA, Apr. 20, 1997**Road:** Shane Doan, interference (7:01 of 1st period) at ANA, Apr. 16, 1997**FIRST MAJOR PENALTY****Home:** Jayson More, fighting (19:39 of 3rd period) vs. ANA, Apr. 20, 1997**Road:** Kris King, fighting (6:57 of 3rd period) at ANA, Apr. 18, 1997**FIRST MISCONDUCT PENALTY****Home:** Kris King, Mike Stapleton (19:39 of 3rd period) vs. ANA, Apr. 20, 1997**Road:** Cliff Ronning (19:53 of 3rd period) at ANA, Apr. 18, 1997



NHL

**New York**

1185 Avenue of the Americas, 15th Floor  
New York, NY 10036  
O: 212-789-2000  
F: 212-789-2020

**Montréal,**

1800 McGill College Avenue, Suite 2600  
Montreal, QC H3A 3J6  
O: 514-841-9220

**Toronto**

50 Bay Street, 11th Floor  
Toronto, ON M5J 2X8  
O: 416-359-7900  
F: 416-981-2779

**NHL DIRECTORY EXECUTIVES**

**Gary B. Bettman**  
Commissioner



**William Daly**  
Deputy Commissioner



**Colin Campbell**  
Senior Executive Vice President  
of Hockey Operations

**NHL COMMUNICATIONS (@PR\_NHL)****COMMUNICATIONS**

GARY MEAGHER, Senior Executive Vice President  
O: 416-359-7960, C: 416-729-4700  
gmeagher@nhl.com

JOHN DELLAPINA, Senior Vice President  
O: 212-789-2115, C: 917-363-7988  
jdellapina@nhl.com  
\* Department of Player Safety requests

JENNIFER NEZIOL, Vice President, Corporate Communications  
O: 212-789-2042, C: 646-908-0679  
jneziol@nhl.com  
\* Corporate communications inquiries/requests

GREG INGLIS, Senior Director  
O: 212-789-2065, C: 347-853-2461  
ginglis@nhl.com  
\* Editorial content/research

NIRVA MILORD, Senior Director, Corporate Communications  
O: 212-789-2123, C: 917-715-6187  
nmilord@nhl.com  
\* Corporate communications and entertainment publicity

JULIE YOUNG, Senior Director  
O: 416-359-7964, C: 616-605-3550  
jyoung@nhl.com  
\* esports inquiries

BRAD KLEIN, Director  
O: 212-324-8140, C: 347-380-2993  
bklein@nhl.com  
\* Corporate communications

JENNIFER MOAD, Director  
O: 212-789-7961, C: 416-527-2852  
jmoad@nhl.com  
\* Hockey Operations and Officiating requests

JOSH BERNSTEIN, Senior Manager  
O: 212-789-2609, C: 516-528-8365  
jbrn@nhl.com  
\* Editorial content/research, Media.NHL.com, Sport-Scan

JASMINE GHAFOR, Senior Manager  
O: 416-359-7968, C: 647-808-4876  
jghafour@nhl.com

JAYNE BARRETT, Coordinator  
C: 647-987-2555  
jbarrett@nhl.com

**STATISTICS & INFORMATION**  
(NHLStats@nhl.com)  
@PR\_NHL on Twitter / Instagram  
#NHLStats

RUSSELL LEVINE, Group Vice President  
C: 347-853-4159, rlevine@nhl.com

TREVOR BJERGSO, Director  
C: 416-540-5306, tbjergso@nhl.com  
\* Situation Room & Central Scouting requests

BRENDON CROSSMAN, Senior Manager  
C: 416-702-4645, bcrossman@nhl.com

NICK CARAFA, Manager  
ncarafa@nhl.com

STUART McCOMISH, Manager  
C: 437-772-3272, smccomish@nhl.com

SCOTT RODGERS, Manager  
srodgers@nhl.com

MITCH DONAIS, Graphic Designer  
mdonais@nhl.com

MICHAEL NOVALES, Motion Designer/Video Editor  
mnoval@nhl.com

**EVENT COMMUNICATIONS & PLAYER DEVELOPMENT**  
(nhleventcommunications@nhl.com)

JAMEY HORAN, Senior Vice President  
O: 212-789-2785, C: 646-652-9981  
jhoran@nhl.com  
\* Deputy Commissioner requests and event/player development inquiries

CHRIS WOJCIK, Senior Director  
O: 212-789-2097, C: 646-285-7711  
cwojck@nhl.com  
\* Event inquiries

DAVID KEON, Senior Manager  
O: 416-359-7962, C: 416-729-5665  
dkeon@nhl.com  
\* International credentials

JEFF DAY, Manager  
O: 212-789-2108, C: 914-552-1660  
jday@nhl.com

MEGAN COOPER, Coordinator  
O: 212-324-8161, C: 614-961-9329  
mecooper@nhl.com  
\* Event credentials

SAM GILBERT, Coordinator  
O: 416-359-7908, C: 514-594-8441  
sgilbert@nhl.com

GINA MORRA, Coordinator  
O: 212-789-2690, C: 845-803-2510  
gmorra@nhl.com

EMILY CAMPBELL, Assistant  
O: 212-789-2113  
ecampbell@nhl.com

**NHL SOCIAL**  
(social@nhl.com)

SEAN DENNISON, Director, Social Media  
C: 203-733-5530  
sdennison@nhl.com  
\* Departmental oversight

DAVID KLATT, Director, Social Media Programs  
C: 646-357-0180  
dklatt@nhl.com  
\* Events, programs, initiatives, social player development

CHRIS ACKROYD, Senior Manager, Social Media Content  
C: 437-777-9296  
cackroyd@nhl.com  
\* In-game social media and social sponsorship integration

KEVIN BAUMER, Senior Manager, Social Content & Community Management  
C: 646-988-2016  
kbaumer@nhl.com  
\* Day-to-day social editorial, content and community management

REBECCA FRIEDMAN, Manager, Social Media  
C: 347-880-0159  
rfriedman@nhl.com  
\* LSC program, team coordination and on-site coverage

PETER BOTTINI, Manager, Social Media Marketing  
C: 929-456-7302  
pbottini@nhl.com  
\* Social media marketing: league campaigns, tune-in, rightsholders

ANDREW BOEHMER, Coordinator, In-Game Social Media  
aboehmer@nhl.com  
\* In-game social media and weekend content management

MALORIE BUCCIGROSS, Coordinator, International Social Media  
O: 212-789-2683  
mbuccigross@nhl.com  
\* International social media (European markets)

DYLAN COOPER, Coordinator, In-Game Social Media  
dcooper@nhl.com  
\* In-game social media and weekend content management

NEIL TENNANT, Coordinator, Community Management & Content Programming  
ntennant@nhl.com  
\* Daily social content and community management

The National Hockey League is committed to promoting more sustainable business practices with member clubs, players, fans, partners and employees, so that all can be more responsible stewards of the planet by reducing the use of resources and reusing or recycling equipment and materials. For more information on NHL Green, visit [www.nhl.com/green](http://www.nhl.com/green).

**Dec. 31, 2020** . . . . Training camps open for seven Clubs that did not participate in the resumption of play for the 2019-20 season (Anaheim, Buffalo, Detroit, Los Angeles, New Jersey, Ottawa, San Jose)

**Jan. 3, 2021** . . . . Training camps open for the remaining 24 teams

**Jan. 13** . . . . . 2020-21 regular season begins

**April 12** . . . . . Trade deadline (3 p.m. ET)

**May 8** . . . . . Last day of regular season

**\*May 11** . . . . . Stanley Cup Playoffs begin

**\*July 9** . . . . . Last possible day of Stanley Cup Final

**July 17** . . . . . Deadline for Protection Lists for Expansion Draft (5 p.m. ET)

**July 21** . . . . . Expansion Draft for Seattle Kraken (8 p.m. ET)

**July 23** . . . . . Round 1 of NHL Draft

**July 24** . . . . . Rounds 2-7 of NHL Draft

**July 28** . . . . . Restricted Free Agent/Unrestricted Free Agent signing period begins (12 p.m. ET)

\*subject to adjustment



SEASON	WINNING TEAM	SEASON	WINNING TEAM
2019-20	Tampa Bay Lightning	1967-68	Montreal Canadiens
2018-19	St. Louis Blues	1966-67	Toronto Maple Leafs
2017-18	Washington Capitals	1965-66	Montreal Canadiens
2016-17	Pittsburgh Penguins	1964-65	Montreal Canadiens
2015-16	Pittsburgh Penguins	1963-64	Toronto Maple Leafs
2014-15	Chicago Blackhawks	1962-63	Toronto Maple Leafs
2013-14	Los Angeles Kings	1961-62	Toronto Maple Leafs
2012-13	Chicago Blackhawks	1960-61	Chicago Blackhawks
2011-12	Los Angeles Kings	1959-60	Montreal Canadiens
2010-11	Boston Bruins	1958-59	Montreal Canadiens
2009-10	Chicago Blackhawks	1957-58	Montreal Canadiens
2008-09	Pittsburgh Penguins	1956-57	Montreal Canadiens
2007-08	Detroit Red Wings	1955-56	Montreal Canadiens
2006-07	Anaheim Ducks	1954-55	Detroit Red Wings
2005-06	Carolina Hurricanes	1953-54	Detroit Red Wings
2003-04	Tampa Bay Lightning	1952-53	Montreal Canadiens
2002-03	New Jersey Devils	1951-52	Detroit Red Wings
2001-02	Detroit Red Wings	1950-51	Toronto Maple Leafs
2000-01	Colorado Avalanche	1949-50	Detroit Red Wings
1999-00	New Jersey Devils	1948-49	Toronto Maple Leafs
1998-99	Dallas Stars	1947-48	Toronto Maple Leafs
1997-98	Detroit Red Wings	1946-47	Toronto Maple Leafs
1996-97	Detroit Red Wings	1945-46	Montreal Canadiens
1995-96	Colorado Avalanche	1944-45	Toronto Maple Leafs
1994-95	New Jersey Devils	1943-44	Montreal Canadiens
1993-94	New York Rangers	1942-43	Detroit Red Wings
1992-93	Montreal Canadiens	1941-42	Toronto Maple Leafs
1991-92	Pittsburgh Penguins	1940-41	Boston Bruins
1990-91	Pittsburgh Penguins	1939-40	New York Rangers
1989-90	Edmonton Oilers	1938-39	Boston Bruins
1988-89	Calgary Flames	1937-38	Chicago Blackhawks
1987-88	Edmonton Oilers	1936-37	Detroit Red Wings
1986-87	Edmonton Oilers	1935-36	Detroit Red Wings
1985-86	Montreal Canadiens	1934-35	Montreal Maroons
1984-85	Edmonton Oilers	1933-34	Chicago Blackhawks
1983-84	Edmonton Oilers	1932-33	New York Rangers
1982-83	New York Islanders	1931-32	Toronto Maple Leafs
1981-82	New York Islanders	1930-31	Montreal Canadiens
1980-81	New York Islanders	1929-30	Montreal Canadiens
1979-80	New York Islanders	1928-29	Boston Bruins
1978-79	Montreal Canadiens	1927-28	New York Rangers
1977-78	Montreal Canadiens	1926-27	Ottawa Senators
1976-77	Montreal Canadiens	1925-26	Montreal Maroons
1975-76	Montreal Canadiens	1924-25	Victoria Cougars
1974-75	Philadelphia Flyers	1923-24	Montreal Canadiens
1973-74	Philadelphia Flyers	1922-23	Ottawa Senators
1972-73	Montreal Canadiens	1921-22	Toronto St. Pats
1971-72	Boston Bruins	1920-21	Ottawa Senators
1970-71	Montreal Canadiens	1919-20	Ottawa Senators
1969-70	Boston Bruins	*1918-19	No Decision
1968-69	Montreal Canadiens	1917-18	Toronto Arenas

\* = The 1919 Final between the Seattle Metropolitans and Montreal Canadiens was cancelled due to an influenza epidemic.

The NHL announced that for the 2020-21 season, the League will be re-aligned into four divisions: North, West, Central and East. The Coyotes will compete in the West division against Anaheim, Colorado, Los Angeles, Minnesota, San Jose, St. Louis and Vegas. Each team in the West division will play every other team in the division eight times.

The top four teams in each division will qualify for the Stanley Cup Playoffs, with interdivisional play in the first two rounds (#1 vs. #4; #2 vs. #3). The four teams that advance to the Semifinal Round would be seeded by their regular season points total, with the No. 1 seed playing the No. 4 seed in one series and the No. 2 and No. 3 seeds meeting in the other.

## WEST DIVISION

### ANAHEIM DUCKS

Honda Center  
2695 Katella Ave.  
Anaheim, CA 92806  
(714) 940-2900  
G.M.: Bob Murray  
Coach: Dallas Eakins

### ARIZONA COYOTES

Gila River Arena  
9400 W. Maryland Avenue  
Glendale, AZ 85305  
(623) 772-3200  
G.M.: Bill Armstrong  
Coach: Rick Tocchet

### COLORADO AVALANCHE

Ball Arena  
1000 Chopper Circle  
Denver, CO 80204  
(303) 405-1100  
G.M.: Joe Sakic  
Coach: Jared Bednar

### LOS ANGELES KINGS

Toyota Sports Center  
555 N. Nash St.  
El Segundo, CA 90245  
(310) 535-4500  
G.M.: Rob Blake  
Coach: Todd McLellan

### MINNESOTA WILD

317 Washington St.  
St. Paul, MN 55102  
(651) 602-6000  
G.M.: Bill Guerin  
Coach: Dean Evason

### SAN JOSE SHARKS

SAP Center at San Jose  
525 West Santa Clara St.  
San Jose, CA 95113  
(408) 287-7070  
G.M.: Doug Wilson  
Coach: Bob Boughner

### ST. LOUIS BLUES

Enterprise Center  
1401 Clark Ave at Brett Hull Way  
St. Louis, MO 63103  
(314) 622-2582  
G.M.: Doug Armstrong  
Coach: Craig Berube

### VEGAS GOLDEN KNIGHTS

T-Mobile Arena  
3780 Las Vegas Blvd South  
Las Vegas, NV 89158  
(702) 790-2663  
G.M.: George McPhee  
Coach: Peter DeBoer

## CENTRAL DIVISION

### CAROLINA HURRICANES

PNC Arena  
1400 Edwards Mill Rd.  
Raleigh, NC 27607  
(919) 467-7825  
G.M.: Don Waddell  
Coach: Rod Brind'Amour

### CHICAGO BLACKHAWKS

United Center  
1901 W. Madison St.  
Chicago, IL 60612  
(312) 455-7000  
G.M.: Stan Bowman  
Coach: Jeremy Colliton

### COLUMBUS BLUE JACKETS

Nationwide Arena  
200 W. Nationwide Blvd.  
Columbus, OH 43215  
(614) 246-4625  
G.M.: Jarmo Kekalainen  
Coach: John Tortorella

### DALLAS STARS

2601 Avenue of the Stars  
Frisco, TX 75034  
(214) 387-5500  
G.M.: Jim Nill  
Coach: Rick Bowness

### DETROIT RED WINGS

Little Caesars Arena  
2645 Woodward Avenue  
Detroit, MI 48201  
(313) 471-7000  
G.M.: Steve Yzerman  
Coach: Jeff Blashill

### FLORIDA PANTHERS

BB&T Center  
One Panther Parkway  
Sunrise, FL 33323  
(954) 835-7000  
G.M.: Bill Zito  
Coach: Joel Quenneville

### NASHVILLE PREDATORS

Bridgestone Arena  
501 Broadway  
Nashville, TN 37203  
(615) 770-2300  
G.M.: David Poile  
Coach: John Hynes

### TAMPA BAY LIGHTNING

Amalie Arena  
401 Channelside Drive  
Tampa, FL 33602  
(813) 301-6500  
G.M.: Julien BriseBois  
Coach: Jon Cooper

## NORTH DIVISION

**CALGARY FLAMES**

Scotiabank Saddledome  
P.O. Box 1540 Station M  
Calgary, AB T2P 3B9  
(403) 777-2177  
G.M.: Brad Treliving  
Coach: Geoff Ward

**EDMONTON OILERS**

Rogers Place  
300, 10241 104 Ave. NW  
Edmonton, AB T5J 0H6  
(780) 414-5483  
G.M.: Ken Holland  
Coach: Dave Tippett

**MONTREAL CANADIENS**

Bell Centre  
1909 Avenue des Canadiens-de-Montreal  
Montreal, QC H3B 5E8  
(514) 932-2582  
G.M.: Marc Bergevin  
Coach: Claude Julien

**OTTAWA SENATORS**

Canadian Tire Center  
1000 Palladium Drive  
Ottawa, ON K2V 1A5  
(613) 599-0250  
G.M.: Pierre Dorion  
Coach: D.J. Smith

**TORONTO MAPLE LEAFS**

Scotiabank Arena  
40 Bay St.  
Toronto, ON M5J 2X2  
(416) 815-5400  
G.M.: Kyle Dubas  
Coach: Sheldon Keefe

**VANCOUVER CANUCKS**

Rogers Center  
800 Griffiths Way  
Vancouver, BC V6B 6G1  
(604) 899-4600  
G.M.: Jim Benning  
Coach: Travis Green

**WINNIPEG JETS**

Bell MTS Place  
345 Graham Ave.  
Winnipeg, MB R3C 5S6  
(204) 987-7825  
G.M.: Kevin Cheveldayoff  
Coach: Paul Maurice

## EAST DIVISION

**BOSTON BRUINS**

TD Garden  
100 Legends Way  
Boston, MA 02114  
(617) 624-2327  
G.M.: Don Sweeney  
Coach: Bruce Cassidy

**BUFFALO SABRES**

Keybank Center  
One Seymour H. Knox III Plaza  
Buffalo, NY 14203  
(716) 855-4100  
G.M.: Kevyn Adams  
Coach: Ralph Krueger

**NEW JERSEY DEVILS**

Prudential Center  
25 Lafayette Street  
Newark, NJ 07102  
(973) 757-6100  
G.M.: Tom Fitzgerald  
Coach: Lindy Ruff

**NEW YORK ISLANDERS**

Norwell Health Ice Center  
200 Merrick Avenue  
East Meadow, NY 11554  
(917) 618-6700  
G.M.: Lou Lamoriello  
Coach: Barry Trotz

**NEW YORK RANGERS**

Madison Square Garden  
Two Pennsylvania Plaza  
New York, NY 10121  
(212) 465-6486  
G.M.: Jeff Gorton  
Coach: David Quinn

**PHILADELPHIA FLYERS**

Wells Fargo Center  
3601 South Broad St.  
Philadelphia, PA 19148  
(215) 465-4500  
G.M.: Chuck Fletcher  
Coach: Alain Vigneault

**PITTSBURGH PENGUINS**

PPG Paints Arena  
1001 Fifth Avenue  
Pittsburgh, PA 15219  
(412) 642-1300  
G.M.: Jim Rutherford  
Coach: Mike Sullivan

**WASHINGTON CAPITALS**

Medstar Capitals Iceplex  
627 N. Glebe Rd., Suite 850  
Arlington, VA 22203  
(202) 266-2200  
G.M.: Brian MacLellan  
Coach: Peter Laviolette

**HART MEMORIAL TROPHY** - An annual award "to the player adjudged to be the most valuable to his team." Winner selected in a poll by the Professional Hockey Writers' Association at the end of the regular season schedule.

**2020 Winner: Leon Draisaitl, Edmonton Oilers**

**ART ROSS TROPHY** - An annual award "to the player who leads the league in scoring points at the end of the regular season."

**2020 Winner: Leon Draisaitl, Edmonton Oilers**

**MAURICE "ROCKET" RICHARD TROPHY** - An annual award "to the player who leads the league in goals scored at the end of the regular season."

**2020 Winner: Alex Ovechkin, Washington Capitals**  
**David Pastrnak, Boston Bruins**

**CALDER MEMORIAL TROPHY** - An annual award "to the player selected as the most proficient in his first year of competition in the National Hockey League." Winner selected in a poll by the Professional Hockey Writers' Association at the end of the regular season schedule.

**2020 Winner: Cale Makar, Colorado Avalanche**

**JAMES NORRIS MEMORIAL TROPHY** - An annual award "to the defense player who demonstrates throughout the season the greatest all-around ability in the position." Winner selected in a poll by the Professional Hockey Writers' Association at the end of the regular season schedule.

**2020 Winner: Roman Josi, Nashville Predators**

**VEZINA TROPHY** - An annual award "to the goalkeeper adjudged to be the best at his position, as voted by the general managers of each of the 30 clubs."

**2020 Winner: Connor Hellebuyck, Winnipeg Jets**

**LADY BYNG MEMORIAL TROPHY** - An annual award "to the player adjudged to have exhibited the best type of sportsmanship and gentlemanly conduct combined with a high standard of playing ability." Winner selected in a poll by the Professional Hockey Writers' Association at the end of the regular season schedule.

**2020 Winner: Nathan MacKinnon, Colorado Avalanche**

**FRANK J. SELKE TROPHY** - An annual award "to the forward who best excels in the defensive aspects of the game." Winner selected in a poll by the Professional Hockey Writers' Association at the end of the regular season schedule.

**2020 Winner: Sean Couturier, Philadelphia Flyers**

**CONN SMYTHE TROPHY** - An annual award "to the most valuable player for his team in the playoffs." Winner selected in a poll by the Professional Hockey Writers' Association at the conclusion of the final game of the Stanley Cup Finals.

**2020 Winner: Victor Hedman, Tampa Bay Lightning**

**WILLIAM M. JENNINGS TROPHY** - An annual award "to the goalkeeper(s) having played a minimum of 25 games for the team with the fewest goals scored against it." Winners selected on regular season play.

**2020 Winners: Tuukka Rask / Jaroslav Halak, Boston Bruins**

**JACK ADAMS AWARD** - An annual award presented by the National Hockey League Broadcasters' Association "to the NHL coach adjudged to have contributed the most to his team's success." Winner selected by poll among members of the NHL Broadcasters' Association at the end of the regular season.

**2020 Winner: Bruce Cassidy, Boston Bruins**

**BILL MASTERTON TROPHY** - An annual award under the trusteeship of the Professional Hockey Writers' Association "to the National Hockey League player who best exemplifies the qualities of perseverance, sportsmanship, and dedication to hockey." Winner selected by poll among the 26 chapters of the PHWA at the end of the regular season.

**2020 Winner: Bobby Ryan, Ottawa Senators**

**LESTER PATRICK TROPHY** - An annual award "for outstanding service to hockey in the United States." Eligible recipients are players, officials, coaches, executives, and referees. Winner selected by an award committee consisting of the Commissioner of the NHL, an NHL Governor, a representative of the New York Rangers, a member of the Hockey Hall of Fame Builder's section, a member of the Hockey Hall of Fame Player's section, a member of the U.S. Hockey Hall of Fame, a member of the NHL Broadcasters' Association, and a member of the Professional Hockey Writers' Association. Each (except the League President) is rotated annually.

**2020 Winner: Lynn Olson**

**TED LINDSAY AWARD** - An annual award presented to the NHL's outstanding player as selected by the members of the National Hockey League Players' Association.

**2020 Winner: Leon Draisaitl, Edmonton Oilers**

**KING CLANCY MEMORIAL TROPHY** - An annual award "to the player who best exemplifies leadership qualities on and off the ice and has made a noteworthy humanitarian contribution in his community."

**2020 Winner: Matt Dumba, Minnesota Wild**

**JIM GREGORY GENERAL MANAGER OF THE YEAR AWARD:** An annual award in which voting is conducted among the 30 Club General Managers and a panel of NHL executives, print and broadcast media.

**2020 Winner: Lou Lamoriello, New York Islanders**

**MARK MESSIER LEADERSHIP AWARD:** An annual award "that recognizes an individual as a superior leader within their sport, and as a contributing member of society."

**2020 Winner: Mark Giordano, Calgary Flames**

**PRESIDENTS' TROPHY** - An annual award to the club finishing the regular season with the best overall record.

**2020 Winner: Boston Bruins**

<b>Backchecking</b>	Forwards in the attacking zone skate back to their own end to protect their own net and prevent opponent's shots on goal.	<b>Man Advantage</b>	A team with one or more players on the ice than the opposing team.
<b>Boarding</b>	An excessively violent board check against an opponent.	<b>Minor Penalty</b>	A two-minute penalty called for a variety of infractions, including holding, interference, cross-checking, delay of game, and too many men on the ice.
<b>Body Check</b>	The legal use of the body (most often the hip or shoulder) to knock an opponent off the puck.	<b>Misconduct Penalty</b>	A ten-minute penalty called against an individual. Substitutes are permitted to immediately replace a player serving a misconduct penalty.
<b>Breakaway</b>	A clear scoring opportunity where no defensive player is between the puck carrier and the goaltender.	<b>Neutral Zone</b>	The area (neither offensive or defensive) between the two blue lines.
<b>Breakout</b>	Beginning an offensive rush by passing the puck out of the defensive zone up into the neutral ice zone.	<b>One-Timer</b>	A shot towards the goal in which the shooter receives a pass and shoots the puck without stopping it.
<b>Butt-Ending</b>	Use of the shaft end of the stick in a jabbing motion to hit an opponent.	<b>Off-Side</b>	Occurs when both skates of an attacking player cross the blue line into the attacking zone before the puck. Results in a face-off in the neutral zone.
<b>Charging</b>	Taking more than three skating strides prior to checking an opponent.	<b>Penalty Killing</b>	The act of preventing goals while playing shorthanded.
<b>Cross-Checking</b>	Hitting an opponent with both hands on the stick and no part of the stick on the ice.	<b>Penalty Shot</b>	A one-on-one breakaway situation awarded to an attacker when that attacker is fouled from behind and is denied a breakaway scoring opportunity, or when the goaltender deliberately displaces the goal post during the course of a breakaway, or when a defensive player falls on the puck in his own goal crease.
<b>Delay of Game</b>	When any player, while in his defending zone, shoots the puck directly (non-deflected) out of the playing surface, except where there is no glass, a penalty will be assessed for delaying the game. When the puck is shot into the players' bench, the penalty will not apply. When the puck is shot over the glass behind the players' bench, the penalty will be assessed.	<b>Point</b>	A position just inside the attacking blue line usually occupied by a defenseman when their team is in control of the puck inside the attack zone.
<b>Diving</b>	A minor penalty may be assessed for any player who "dives" or embellishes a fall or reaction to draw a penalty.	<b>Poke Check</b>	A defensive play in which the puck is removed from the possession of an attacker with the blade of the stick.
<b>Drop Pass</b>	A pass in which the player carrying the puck leaves it behind for a trailing teammate.	<b>Power Play</b>	Occurs when a team has a one or two man advantage over the opposition due to penalties.
<b>Face-Off</b>	The act of dropping the puck between opposing players to begin play.	<b>Shootout</b>	The shootout is used to decide tie games. The "breakaway" is the most exciting play in hockey, and the shootout gives each team the opportunity to use the breakaway in order to determine a winner. If the game remains tied following sudden-death overtime, then a shootout will occur. Three players from each team will participate in the shootout in the order the coach selects. The teams alternate shots. The team with the most goals after each team has taken three shots is declared the winner, unless the outcome is determined earlier in the shootout (example: if Team A is ahead 2-0 after each team has taken two shots). If the score remains tied, the shootout will proceed to a "sudden death" format until there is a winner.
<b>Five-Hole</b>	The area where a shooter would attempt to score between a goalie's pads.	<b>Shorthanded</b>	Occurs when the opposition team has a one or two man advantage due to penalties.
<b>Freezing the puck</b>	Pinning the puck against the boards with either the stick or the skates.	<b>Slashing</b>	Hitting an opposing player with the stick or swinging the stick at an opposing player.
<b>Game Misconduct</b>	A penalty that disqualifies a player for the remainder of the game.	<b>Slot</b>	The area directly in front of the goal crease (between the face-off circles) where many scoring opportunities take place.
<b>Goal Crease</b>	The blue semicircular area in front of each goal designed to protect goalies from interference by attacking players.	<b>Spearing</b>	Stabbing an opponent with the point of the stick blade while the stick is being carried in one or both hands.
<b>Hat Trick</b>	Three goals in a single game by a single player. If a player scores three consecutive goals in a game it is known as a "natural hat trick."	<b>"Tag-Up" Rule</b>	If while an offside is delayed, the linesman shall nullify the offside if all players of the offending team clear the zone by making skate contact with the blue line, permitting the attacking players to re-enter the zone or if the defending team passes or carries the puck into the neutral zone. Play will continue if offensive players who preceded the puck into the attacking zone return to the blue line and "tag" it.
<b>Head Manning</b>	A forward pass made to an attacking teammate farther up the ice.		
<b>Icing</b>	Shooting the puck from behind the red line (center ice) beyond the opponent's goal line. After an icing call, a face-off is held in the offender's zone. Icing is legal when a team is shorthanded, when the puck passes through the goal crease, if the goalie plays the puck, if a defensive player could have played the puck, or if an attacking player touches the puck first. A team that ices the puck will not be permitted to make any player substitutions prior to the ensuing face-off. The determination of players on-ice will be made when the puck leaves the offending player's stick.		
<b>Interference</b>	Illegal body contact with an opponent who is not in possession of the puck, or knocking an opponent's fallen stick out of his reach.		
<b>Major Penalty</b>	A five-minute penalty called for fighting or flagrant minor infractions, such as high-sticking, butt-ending, or elbowing.		

<b>Assist</b>	An assist is awarded to the player or players (maximum of two) who touched the puck prior to the goal, provided no defender plays or possesses the puck in between.	<b>Power-Play Goal</b>	A goal scored by a Club while it has a manpower advantage due to an opponent's penalty. Following are some examples of what is and is not considered a power-play goal: <ul style="list-style-type: none"> <li>• if a Club has an advantage on a minor penalty starting at 2:02 of the period and it scores at 4:02, the goal is not a power-play goal.</li> <li>• if a Club scores on a delayed penalty, the goal is not a power-play goal.</li> <li>• if a Club has an advantage due to a five-minute major or match penalty, that Club is always credited with having one more advantage than the number of power-play goals it scores during that advantage, because the penalty does not expire. A new advantage begins after each power-play goal. For example, if Team A scores three goals during a major penalty, it is credited with four advantages.</li> <li>• if a Club is on a power-play for any length of time, it is considered to have had an advantage.</li> <li>• if a minor penalty is incurred by a Club on a power-play due to a major penalty, a new advantage is given to that Club when its minor penalty expires, provided the opponent's major penalty is still in effect.</li> </ul>
<b>Coaches Record</b>	A coach receives a "W" for a win in regulation, overtime or shootout; an "L" for a loss in regulation; or an "OT" for a loss in overtime or shootout.		
<b>Game Played</b>	A player receives credit for playing in a game if: i) he steps on the ice during time played or; ii) serves any penalty.		
<b>Game-Winning Goal</b>	After the final score has been determined, the goal which leaves the winning Club one goal ahead of its opponent is the game-winning goal (example: if Team A beats Team B 8-3, the player scoring the fourth goal for Team A receives credit for the game-winning goal).		
<b>Goal</b>	A goal is awarded to the last player on the scoring Club to touch the puck prior to the puck entering the net.		
<b>Goals-Against Average</b>	Multiply goals allowed (GA) by 60 and divide by minutes played (MINS).	<b>Power-Play Percentage</b>	Total number of power-play goals divided by total number of power-play opportunities.
<b>Goaltender Record</b>	A goaltender receives a "W" for a win in regulation, overtime or shootout; an "L" for a loss in regulation; or an "OT" for a loss in overtime or shootout.	<b>Save Percentage</b>	Subtract goals allowed (GA) from shots against (SA) to determine saves. Then divide saves by shots-against.
<b>Penalty-Killing Pct.</b>	Subtract total number of power-play goals allowed from total number of shorthanded situations to get total number of power-plays killed. Divide the total number of power-plays killed by the total number of shorthanded situations.	<b>Shooting Percentage</b>	Divide the number of goals scored by the number of shots taken.
<b>Plus-Minus</b>	A player receives a "plus" if he is on the ice when his Club scores an even-strength or shorthand goal. He receives a "minus" if he is on the ice for an even-strength or shorthand goal scored by the opposing Club. The difference in these numbers is considered the player's plus-minus statistic.	<b>Shorthand Goal</b>	A goal scored by a Club while it is at a manpower disadvantage. The same cases apply for shorthand as for power-play goals, but in the opposite manner.
		<b>Shot on Goal</b>	If a player shoots the puck with the intention of scoring and if that shot would have gone in the net had the goaltender not stopped it, the shot is recorded as a "shot on goal".
		<b>Shutout</b>	If two goaltenders combine for a shutout, neither receives credit for the shutout. Instead it is recorded as a Club shutout.
		<b>Tenths of a Second</b>	If a penalty or goal occurs in the last minute, the time is rounded off to the previous second (ex: if a penalty is called with 12.4 seconds left in a period, the time is indicated as 19:47 and not 19:48.)



## REFEREES

NAME	NUMBER
Anderson, Reid*	49
Blandina, Brandon*	39
Brenk, Jake	26
Charron, Francis	6
Chmielewski, Tom	18
Dunning, Mitch*	43
Dwyer, Gord	19
Furlatt, Eric	27
Halkidis, Beaudry*	48
Hanson, Trevor	14
Hebert, Ghislain	22
Hebert, Jean	15
Joannette, Marc	25
Kelly, Dan*	45
Kozari, Steve	40
Lambert, Pierre	37
L'Ecuyer, Frederick	17
Lee, Chris	28
Luxmore, Thomas John	21
MacDougall, Peter	38
Markovic, Michael*	47
McCauley, Wes	4
McIsaac, Jon	2
Meier, Brad	34
Morton, Dean	36
Nicholson, Kendrick	30
O'Donnell, Conor*	41
O'Rourke, Dan	9
Peel, Tim	20
Pochmara, Brian	16
Pollock, Kevin	33
Rank, Garrett	7
Rehman, Kyle	10
Rooney, Chris	5
Schlenker, Chris	3
Schrader, Brandon*	46
Skilliter, Graham	24
South, Furman*	44
St-Laurent, Francois	8
St. Pierre, Justin	12
Sutherland, Kelly	11
Syvret, Corey*	42
Walsh, Ian	29

## LINESMEN

NAME	NUMBER
Alphonso, Shandor	52
Amell, Derek	75
Baker, Tyson*	88
Barton, Steve	59
Berg, Devin	87
Brisebois, David	96
Cherrey, Scott	50
Cormier, Michel	76
Daisy, Ryan	81
Devorski, Greg	54
Flemington, Kyle*	55
Fournier, Julien*	56
Galloway, Ryan	82
Gawryletz, Brandon	64
Gawryletz, Travis	67
Gibbons, Ryan	58
Knorr, Trent	63
Kovachik, Brad	71
Mach, Brian	78
MacPherson, Matt	83
Marquis, Jesse*	86
Miller, Steve	89
Mills, Bevan	53
Murchison, Kiel	79
Murray, Jonny	95
Nagy, Kory	97
Nansen, Derek	70
Pancich, Bryan	94
Racicot, Pierre	65
Rody, Vaughan	73
Sericolo, Anthony	84
Shewchyk, Mark	92
Smith, Andrew	51
Suchanek, Libor	60
Tobias, James	61
Toomey, Travis*	90

\*Minor league officials

**Abduction:** Movement of a joint away from the center of the body.

**AC Joint (Acromioclavicular joint):** Joint of the shoulder where acromion process of the shoulder blade and the distal end of the collarbone meet; most shoulder separations occur at this point.

**Adduction:** Movement of a joint toward the center of the body.

**Adhesion:** Abnormal adherence of collagen fibers to surrounding structures during immobilization following trauma or as a complication of surgery which restricts normal elasticity of the structures involved; or scar tissue which forms after trauma or surgery which can restrict normal motion.

**Aerobic:** Exercise in which energy needed is supplied by oxygen inspired and is required for sustained periods of vigorous exercise with a continually high pulse rate.

**Anabolic Steroids:** Steroids that promote tissue growth by creating protein in an attempt to enhance muscle growth. The main anabolic steroid is testosterone (male sex hormone).

**Anaerobic:** Exercise without the use of oxygen as an energy source; short bursts of vigorous exercise.

**Anterior Cruciate Ligament (ACL):** A primary stabilizing ligament within the center of the knee joint that prevents hyperextension and excessive rotation of the joint. A complete tear of the ACL necessitating reconstruction could require up to 12 months of rehabilitation.

**Anti-Inflammatory:** Any agent which prevents inflammation, such as aspirin or ibuprofen.

**Arteriogram:** A film demonstrating arteries after injection of a dye.

**Arthrogram:** X-ray technique for joints using air and/or dye injected into the affected area; useful in diagnosing meniscus tears of the knee and rotator cuff tears of the shoulder.

**Arthroscope:** An instrument used to visualize the interior of a joint cavity.

**Arthroscopy:** A surgical examination of the internal structures of a joint by means of observation through an arthroscope. An arthroscopic procedure can be used to remove or repair damaged tissue or as a diagnostic procedure in order to inspect the extent of any damage or confirm a diagnosis.

**Atrophy:** To shrivel or shrink from disuse; as in muscular atrophy.

**Baker's Cyst:** Localized swelling of a bursa sac in the back of the knee as a result of fluid that has escaped from the knee capsule. A Baker's cyst indicates that there is a trauma inside the knee joint that leads to excessive fluid production.

**Bone Scan:** An imaging procedure in which a radioactive-labeled substance is injected into the body to determine the status of a bone injury. If the radioactive substance is taken up by the bone at the injury site, the injury will show as a 'hot spot' on the scan image. The bone scan is particularly useful in the diagnosis of stress fractures.

**Bursa:** A fluid-filled sac located in areas where friction is likely to occur. The bursa sac minimizes the friction, for example, between a tendon and bone.

**Cartilage:** Smooth, slippery substance preventing two ends of bones from rubbing together and grating. Most joints use this to cover bones next to each other. A meniscus is made of cartilage.

**CAT Scan (Computerized Tomography):** Use of a computer to produce a cross-sectional view of the anatomical part being investigated from x-ray data.

**Chondromalacia:** Roughening of the articular cartilage. Best known for the roughening of the underside of the kneecap, which can occur in any kneecap injury.

**Clavicle:** Collarbone; the bone connecting the breastbone with the shoulder blade.

**Closed Reduction:** Re-alignment of a fracture or dislocation without surgery.

**Coccyx:** The 'tailbone,' a group of four vertebrae that are fused together to form a small triangular bone, located at the terminal end of the spine.

**Concussion:** Jarring injury of the brain resulting in dysfunction. It can be graded as mild, moderate or severe, depending on loss of consciousness, amnesia and loss of equilibrium.

**Contusion:** An injury to a muscle and tissues caused by a blow from a blunt object.

**Corticosteroids:** Used to suppress joint inflammation and inflammation in a bursa or near tendons.

**Cryotherapy:** A treatment with the use of cold.

**Cyst:** Abnormal sac containing liquid or semi-solid matter.

**Degenerative Joint Disease:** Changes in the joint surfaces as a result of repetitive trauma and 'wear and tear'.

**Deltoid Ligament:** Ligament that connects the tibia to bones of the medial aspect of the foot and is primarily responsible for stability of the ankle on the medial side. Is sprained less frequently than other ankle ligaments.

**Deltoid Muscle:** Muscles at the top of the arm, just below the shoulder, responsible for shoulder motions in the front, side and back.

**Disc, Intervertebral:** A flat, rounded plate between each vertebrae of the spine. The disc consists of a thick fiber ring which surrounds a soft gel-like interior. It functions as a cushion and shock absorber for the spinal column.

**Dislocation:** Complete displacement of joint surfaces.

**Electromyogram (EMG):** Test to determine nerve function.

**Epicondylitis:** Inflammation of tendons at the elbow due to overuse. Common in tennis players (outer part of elbow) and golfers (inner part of elbow)

**Etiology:** Study of the cause of injury and disease.

**Extension:** Action of straightening of a joint as achieved by an extensor muscle.

**Fascia:** A connective tissue sheath consisting of fibrous tissue and fat which unites the skin to the underlying tissue.

**Fat Percentage:** The amount of body weight that is adipose, fat tissue. Fat percentage can be calculated by underwater weighing, measuring select skinfold thickness or by analyzing electrical impedance.

**Femur:** Thighbone; longest bone in the body.

**Fibula:** Smaller of the two bones in the lower leg; runs from the knee to the ankle along the outside of the lower leg.

**Flexibility:** The ability of muscle to relax and yield to stretch forces.

**Fracture:** Breach in continuity of a bone. Types of fractures include simple, compound, comminuted, greenstick, incomplete, impacted, longitudinal, oblique, open, stress or transverse.

**Glenohumeral:** The shoulder girdle; consists of the glenoid capsule, head of the humerus and labrum.

**Glenoid:** Cavity of the scapula into which the head of the humerus fits to form the shoulder girdle.

**Glenoid Labrum:** A rim of fibrocartilaginous tissue attached around the margin of the glenoid fossa.

**Grade One Injury:** A mild injury in which ligament, tendon or other musculoskeletal tissue may have been stretched, but not torn or otherwise disrupted.

**Grade Two Injury:** A moderate injury in which musculoskeletal tissue has been partially, but not totally torn, causing appreciable limitation in function of the injured tissue.

**Grade Three Injury:** A severe injury in which tissue loss has been significant, and in many cases, totally torn or otherwise disrupted, causing a virtual loss of function.

**Groin:** Junction of the thigh and abdomen, location of muscles that rotate, flex and adduct the hip.

**Hammer Toe:** Condition when the first digit of a toe is at a different angle than the remaining digits of the same toe.

**Hamstring:** Category of muscle that runs from the buttocks to the knee along the back of the thigh. It functions to flex the knee and is often times injured as a result of improper conditioning or lack of muscle flexibility.

**Hemarthrosis:** Accumulation of blood within a joint as a result of an acute injury.

**Hematoma:** Mass produced by an accumulation of coagulated blood in a cavity or in soft tissues.

**High Ankle Sprain:** Disruption of thick connective tissue between the tibia and fibula above the ankle joint.

**Hip Pointer:** Contusion to the iliac crest.

**Hydrotherapy:** Treatment using water.

**Hyperextension:** Extreme extension of a limb or body part.

**Ice and Stimulation:** Use of ice to reduce inflammation and muscle stimulation by surface electrodes to maintain muscle strength used in rehabilitation of injury.

**Iliotibial Band:** A thick, wide fascial layer that runs from the iliac crest to the knee joint on the outside of the thigh.

**Inflammation:** The body's natural response to injury in which the injury site might display various degrees of pain, swelling, heat, redness and/or loss of function.

**Isometric Contraction:** Muscular contraction in which tension is developed but no mechanical work is done.

**Labrum (Labrum Glenoidale):** The cartilage of the glenoid cavity in the shoulder. A lip-edged or lip-like structure.

**Lateral Collateral Ligament (LCL):** Ligament of the knee along the outer aspect that connects the femur to the fibula. It provides lateral stability to the joint.

**Ligament:** Band of fibrous tissue that connects bone to bone or bone to cartilage and supports and strengthens joints.

**Magnetic Resonance Imaging (MRI):** Imaging procedure in which a radio frequency pulse causes certain electrical elements of the injured tissue to react to this pulse and through this process a computer display and permanent film establish a visual image. MRI does not require radiation and is very useful in the diagnosis of soft tissue, disc and meniscus injuries.

**Mandible:** Jaw bone

**Medial Collateral Ligament (MCL):** Ligament of knee along the inner aspect that connects the femur to the tibia.

**Meniscus:** Crescent-shaped cartilage, usually pertaining to the knee joint; also known as cartilage. There are two menisci in the knee - medial and lateral. These work to absorb weight within the knee and provide stability.

**Metacarpals:** Five long bones of the hand, joining the fingers to the wrist.

**Metatarsals:** Five long bones of the foot, running from the ankle to the toes.

**Myositis:** Inflammation of a muscle.

**Open Reduction:** Re-alignment of a fracture or dislocation with surgery.

**Orthotic:** Any device applied to or around the body of physical impairment of disability. Commonly used to control foot mechanics.

**Osteochondritis Dissecans:** A piece of bone and/or cartilage loosened from its attachment after trauma and a cause of a lesion.

**Osteomyelitis:** An inflammatory disease of bone caused usually by infection with streptococcus or staphylococcus bacteria.

**Patella:** The kneecap. The patella functions to protect the distal end of the femur as well as increase the mechanical advantage and force generating capacities of the quadriceps muscle group.

**Plantar Fasciitis:** Inflammation of the plantar (a thick tissue on the bottom of the foot which helps create the arch) fascia; associated with overuse or acute foot injury.

**Posterior Cruciate Ligament (PCL):** A primary stabilizing ligament of the knee that provides significant stability and prevents displacement of the tibia backward within the knee joint. A complete tear of this ligament necessitating reconstruction could require up to 12 months of rehabilitation.

**Quadricep Muscles:** A group of four muscles of the front thigh that run from the hip and form a common tendon at the patella; they are responsible for knee extension.

**Radius:** Bone in the forearm from elbow to the thumb side of the wrist.

**Reconstruction:** Surgical rebuilding of a joint using natural, artificial or transplanted materials.

**Rotator Cuff:** Comprised of four muscles in the shoulder area that can be irritated by overuse. The muscles are the supraspinatus (most commonly injured), infraspinatus, teres minor and subscapularis.

**Sacroiliac:** Junction of the sacrum, the lower back bone, with the pelvis.

**Sacrum:** Group of five fused vertebrae located just below the lumbar vertebrae of the lower back, which form part of the pelvis.

**Scapula:** Shoulder blade.

**Sciatica:** Irritation of the sciatic nerve resulting in pain or tingling running down the inside of the leg.

**Sciatic Nerve:** Major nerve that carries impulses for muscular action and sensations between the low back and thigh and lower leg; it is the longest nerve in the body.

**Shin Splint:** A catch-all syndrome describing pain in the shin that is not a fracture or tumor and cannot be defined otherwise.

**Spleen:** Large, solid organ responsible for the normal production and destruction of blood cells located under the left rib cage. Spondylosis: Abnormal vertebral fixation or immobility, or a general term for arthritis of the spine.

**Sprain:** Injury resulting from the stretching or twisting of the joint and causes various degrees of stretching or tearing of a ligament or other soft tissue at the joint.

**Strain:** Injury resulting from a pulling or torsion to the muscle or tendon that causes various degrees of stretching or tearing to the muscle or tendon tissue.

**Stress Fracture:** A hair-line type of break in a bone. Caused by overuse.

**Subluxation:** Partial dislocation of a joint. The term usually implies that the joint can return to a normal position without formal reduction.

**Synovial Fluid:** Lubricating fluid for joints and tendons, produced in synovium, or the inner lining of a joint.

Synovitis: Inflammation of the synovial lining of a joint.

**Talus:** The ankle bone that articulates with the tibia and fibula to form the ankle joint.

**Tarsals:** Group of seven bones of the foot consisting of the calcaneus, talus, cuboid and three cuneiform bones.

**Tendinitis:** Inflammation of the tendon and/or tendon sheath, caused by chronic overuse or sudden injury.

**Tendon:** Tissue that connects muscle to bone.

**Tenosynovitis:** Swelling or inflammation of a tendon sheath caused by calcium deposits, repeated strain or trauma.

**Tibia:** Shin bone; larger of the two bones of the lower leg and is the weight-bearing bone of the shin.

**Transcutaneous Electrical Nerve Stimulator (TENS):** An electrical modality that sends a mild current through pads at the injury site which stimulates the brain to release the natural analgesic endorphin.

**Transverse Process:** Small lateral projection off the right and left side of each vertebrae that functions as an attachment site for muscles and ligaments of the spine.

**Triceps:** Muscle of the back of the upper arm, primarily responsible for extending the elbow.

**Ulna:** Inner bone of the forearm that runs from the tip of the elbow to the little finger side of the wrist.

**Ulnar Nerve:** Nerve in the elbow commonly irritated from excessive throwing.

**Ultrasound:** An electrical modality that transmits a sound wave through an applicator into the skin to the soft tissue in order to heat the local area for relaxing the injured tissue and/or disperse edema... Also a type of imaging study for certain body areas.

**"Wind Knocked Out":** Syndrome describing a contraction of the abdominal nerve trunk, the solar plexus, as a result of an abdominal contusion.







# ARIZONA<sup>TM</sup>

*FOLLOW @FOXSPORTSAZ*

*STREAM ON*

