09-10 PHOENIX COYOTES MEDIA GUIDE

TABLE OF CONTENTS

PHOENIX COYOTES

Club Directory . . . 2
Media Information . . . 3
Coyotes Community . . . 4-5
Jobing.com Arena . . . 6

FRONT OFFICE

Management . . . 8-15
Scouting Staff . . . 15-17
Coaching Staff . . . 18-19
Training & Equipment Staff . . . 20-22
Front Office Staff . . . 23-26
Arena Management Group . . . 27-28
Broadcasters . . . 29-30

THE PLAYERS

Player Profiles . . . 32-83
In The System . . . 84-96
Future Coyotes . . . 97-101
2009 Entry Draft Selections . . . 102
Training Camp Roster . . . 103-104
How The Team Was Built/Roster Changes . . . 105
San Antonio Rampage/AHL . . . 106-109
Las Vegas Wranglers . . . 110

2008–09 IN REVIEW

NHL Season Summary . . . 112-113
Coyotes Game-By-Game Results . . . 114-116
Scoring Summary . . . 117-119
Player Game-By-Game Stats . . . 120-125
Record When . . . 126
Month-By-Month & Day-By-Day . . . 126
Team Highs & Lows . . . 127-128
Miscellaneous Stats . . . 128
Roster Moves . . . 129
Man-Games Lost to Injury . . . 130
Season In Review . . . 131-133
Prospect Report . . . 134-135
Vs. the Divisions . . . 135
Vs. NHL Opponents . . . 136-164

RECORDS

All-Time Team Statistics . . . 166
Year-By-Year Record . . . 166
Overtime . . . 167-168
Shootout . . . 169
Special Teams . . . 170
Penalty Shots . . . 171
Hat Tricks . . . 172
Shutouts . . . 173
Highest Scoring Games . . . 174
Lowest Scoring Games . . . 174
Top Single Seasons . . . 175
Single Season Leaders . . . 176-177
All-Time Career Leaders . . . 178-179
All-Time Scoring By Points . . . 180-183
All-Time Roster . . . 184-192
Season-By-Season . . . 193-221
All-Time vs. Opponents . . . 222-234
Team Records . . . 235-236
Individual Records . . . 237-238

HISTORY

Team History . . . 240-243
Logo/Uniform History . . . 244-245
Uniform Numbers . . . 246-248
Expansion Draft Selections . . . 249
Entry Draft Selections . . . 249-255
Transactions . . . 256-261
GMs & Coaches . . . 262-264
Captains . . . 264
All-Stars/Award Winners . . . 265-266
Hall of Fame/Olympics . . . 267
Attendance . . . 267
Opening Games . . . 268
Franchise Firsts . . . 269
Coyotes Firsts . . . 270

PLAYOFFS

2009 NHL Playoff Results . . . 272
All-Time Playoff Series . . . 273-275
All-Time Playoff Scoring By Season . . . 276-279
All-Time Playoff Scoring By Points . . . 280-281
All-Time Playoff Goaltending . . . 281
Franchise Career Playoff Leaders . . . 282
Team Playoff Records . . . 283-284
Individual Playoff Records . . . 285-286
Franchise Playoff Firsts . . . 287
Coyotes Playoff Firsts . . . 288

MEDIA AND GENERAL INFORMATION

NHL Directory . . . 290
2009-10 Critical Dates . . . 291
NHL Trophies and Awards . . . 292
NHL Alignment . . . 293-294
Stanley Cup Champions . . . 295
New NHL/Hockey Terms/Rules . . . 296-299
NHL On-Ice Officials . . . 300
Sports Medicine Glossary . . . 301-302
PhoenixCoyotes.com . . . 303
Schedule . . . 304

A PUBLICATION OF THE PHOENIX COYOTES HOCKEY CLUB

Executive Editors: Sergey Kocharov and Rob Crean

Special Thanks: Bob Waterman and Randy Robles (Elias Sports Bureau); Neil Pierson (National Hockey League)

Photography: Norm Hall Photography, Bruce Bennett Studios, Getty Images, Hockey Hall of Fame, Arizona Republic

The information contained in this publication was compiled by the Phoenix Coyotes Hockey Club and is intended only for personal or editorial use by the media and the fans. Any commercial use of this information is prohibited without the written consent of the Phoenix Coyotes Hockey Club. All NHL and team logos depicted inside this publication are the property of NHL Enterprises, Inc. and the respective teams and may not be reproduced for commercial purposes without the prior written consent of NHL Enterprises, Inc.

PHOENIX COYOTES TEAM DIRECTORY

OFFICE: 6751 N. Sunset Blvd. #200, Glendale, AZ 85305; 623-772-3200; Website: www.PhoenixCoyotes.com

ARENA: Jobing.com Arena, 9400 W. Maryland Ave., Glendale, AZ 85305; Arena Capacity: 17,125

Club Officers and Executives

Managing Partner–Head Coach . . . . . Wayne Gretzky
President, Chief Operating Officer & Alternate Governor . . . . . Douglas Moss
Executive Vice President, General Manager & Alt. Governor. . . . . Don Maloney
Assistant G.M. & G.M., San Antonio Rampage . . . . . Brad Treliving
Executive Vice President & Chief Financial Officer . . . . . Mike Nealy
Executive Vice President & Chief Communications Officer . . . . . .Jeff Holbrook
Executive Assistant to the President . . . . . Cheryl Taylor
Executive Support/Legal and Risk Management Coordinator . . . . . .Gail Avisar

Hockey Operations

Head Coach . . . . . Wayne Gretzky
Associate Coach . . . . . Ulf Samuelsson
Assistant Coach. . . . . .Doug Sulliman
Goaltending Coach . . . . . .Grant Fuhr
Video Coach . . . . . Steve Peters
Power Skating Coach. . . . . .Mark Ciaccio
Director of Prospect Development . . . . . Sean Burke
Director of Hockey Administration. . . . . Chris O'Hearn
Manager of Hockey Administration . . . .Kimberly Trichel
Head Athletic Trainer . . . . . Jason Serbus
Assistant Athletic Trainer . . . . . .John Bernal
Strength & Conditioning Coordinator. . . . . .Mike Bahn
Massage Therapist . . . . . .Jukka Nieminen
Head Equipment Manager . . . . . .Stan Wilson
Equipment Manager . . . . . Tony Silva
Assistant Equipment Manager . . . . . .Jason Rudee
Manager of Team Services . . . . . Rick Braunstein
Director of Amateur Scouting . . . . . .Keith Gretzky
Head Professional Scout . . . . . Frank Effinger
Assistant Director of
Amateur Scouting . . . . . .Steve Lyons
Head European Scout . . . . . .Christian Ruuttu
Professional Scout. . . . . Derek MacKinnon
European & Amateur Scouts . . . . . Rob Murphy,
Barclay Parneta, Gord Pell, Keith Sullivan
Video Scout. . . . . David MacLean
Team Services Coordinator/Security. . . . . Jim O'Neal
Team Internist. . . . . Robert Luberto, D.O.
Team Orthopedic Surgeons . . . . . .Dr. Doug Freedberg
Dr. Gary Waslewski
Team Dentists. . . . . .Dr. Ron Foeldi,
Dr. Lawrence Emmott, Dr. Rick Landgrin
Team Opthamologists . . . . . Dr. George Reiss,
Dr. Jeffrey Edelstein
San Antonio (AHL) Head Coach . . . . . Greg Ireland
San Antonio (AHL) Assistant Coach. . . . . Ray Edwards
San Antonio (AHL)
Head Athletic Trainer . . . . . Mike Ermatinger
San Antonio (AHL)
Equipment Manager . . . . . John Krouse

Broadcasting

TV Play-by-Play Announcer . . . . . .Dave Strader
TV Color Analyst . . . . . TBD
TV/Radio Host . . . . . .Todd Walsh
Radio Play-by-Play Announcer . . . . . .Bob Heethuis
Radio Color Analyst . . . . . .Tyson Nash
Director of Broadcasting . . . . . Doug Cannon
Radio Host . . . . . Luke Lapinski

Communications

Director of Media Relations . . . . . Sergey Kocharov
Manager of Communications . . . . . .Rob Crean

Community Relations

Director of Community Relations
& Fan Development . . . . . Sarah Finecey
Manager of Hockey Development. . . . . .Scott Storkan
Coyotes Charities Coordinator . . . . . Maggie Goble

News Content

Vice President of News Content . . . . . Dave Vest

Marketing

Vice President of Marketing . . . . . Stacey Cohen
Director of Advertising & Media . . . . . .Ted Santiago
Manager of New Media . . . . . Michael Sharer
Manager of Creative Services. . . . . Scott Jenner
Production Artist . . . . . Kelly Gladden
Video Production Manager. . . . . Gannon Hubler
Producer/Editor . . . . . Rachel Regnier
Video Graphic Coordinator . . . . . .Sean Callahan
Event Presentation Manager . . . . . .Paul Prose
Event Producer . . . . . Cassandra Clark
Video Production Coordinator. . . . . Colin Kelly

Corporate Sales & Service

Corporate Partnerships
Account Executive . . . . . Craig Boston
Corporate Partnerships
Account Executive . . . . . Brittany Grant
Corporate Partnerships
Account Executive . . . . . Jenni Hansen
Corporate Partnerships
Account Executive . . . . . .Tim Parzybok
Corporate Partner
& Luxury Suite Managers. . . . . Ryan Bates, Dana Repp
Corporate Partner &
Suite Service Coordinator. . . . . .Sara Morales

Suite Sales

Director of Suite Sales . . . . . .Mike Briody
Premium Sales Managers . . . . . .Rich Egan,
Dave Paris, Shawn Doss
Premium Sales Executive. . . . . .Greg Fombelle
Premium Seating Service Coordinator. . . . Lindsay Kray

Ticket Operations

Director of
Ticket Operations . . . . . Douglas Vanderheyden
Ticket Operations Manager . . . . . .Josh Simon
Ticket Operations Coordinator . . . . . Ashley Ogline
Ticket Operations
Group Coordinator. . . . . .Jakub Jaroszewicz

Ticket Sales & Service

Sr. Director of Ticket Sales. . . . . .David Burke
Director of Customer Service . . . . . Jackie Johnson
Ticket Sales Manager . . . . . .Rod Emmons
Group Sales Account Executives. . . . . Melanie Asay,
Katlyn Duchow, Karla Moreno, Ashley Munroe
Business Development Executives . . . . . Abel Arriaga,
Justin Brickner
Database Marketing Manager . . . . . Monica Leyba
Database Marketing Coordinator . . . . Kyle Stephenson
Business Development & Service
Representatives. . . . . Andrew Malek,
Sean Sanford, Matt Johnson
Account Executives . . . . . Brian Goodheart,
Ian Winklmann, Danielle Chelette, Ian Chernisky,
Sean Ream, Chris Reaves, Joe Simler, Caylinn Wallace

Finance & Accounting

Vice President of Finance
and Controller . . . . . Joe Leibfried
Assistant Controller . . . . . .Burlenti Shaban
Senior Accountant . . . . . Stephanie Johnson
Purchasing Manager . . . . . John Dickey
Accounts Payable Administrator. . . . . Kathy Kelly
Payroll Administrator . . . . . Marie Welsh

Legal

Vice President, General Counsel. . . . . .Steve Weinreich

Human Resources

Vice President of Human Resources. . . . Julie Atherton
Receptionist . . . . . .Tricia Provost

Technology

Senior Director of IT. . . . . Jay Gaskin
Senior IT Systems Engineer . . . . . Kevin Whitaker

Arena Management Group

Senior Vice President
& General Manager . . . . . Jim Foss
Executive Director of Booking. . . . . .Sean Saadeh
Executive Director of
Ticket Operations . . . . . Richelle Polello
Assistant Director of Ticket Operations . . . .Shawn Bain
Arena Marketing &
Publicity Manager . . . . . .Megan Curdy
Arena Marketing &
Publicity Manager . . . . . .Leslie Himley
Event Scheduler . . . . . Liz Ellis
Director of Guest Services . . . . . Paul Serbic
Director of Parking & Traffic. . . . . .Jeff Jones
Director of Security & Safety. . . . . Sam Cornejo
Director of Operations . . . . . Sean Langer
Operations Manager . . . . . .Brian Schomaker
Ice Technician. . . . . .Nick Cotsilis
Director of Events . . . . . .Kyle Olsen
Facility Security Shift Supervisors. . . . . Nick Gaydos,
Dave Hurni, Norma Hampton
Technical Services Coordinator . . . . . Neil Rosenbaum
Production Engineer . . . . . .Jim Howard
Chief Engineer. . . . . David Leckie
Operating Engineers . . . . . Chad Carroll, Tom Harder,
Marcus Rahn, Jim Walker
Conversion Crew Supervisors. . . . . .Joaquin Lucio,
Jon Mowery
Conversion Crew Leads . . . . . .Justin Czarnecki,
Don Jacobson, Zach Greenwood, Rogelio Vega
Housekeeping Supervisor. . . . . .Michelle Padilla
Housekeeping Attendants . . . . . Maria Corrales,
Joseph Richards

Team Information

Regional Sports Network . . . . . FSN Arizona
Radio Station. . . . . .XTRA Sports 910
Team Photographer. . . . . Norm Hall

MEDIA INFORMATION

MEDIA RELATIONS STAFF

Sergey Kocharov
Director of Media Relations

Rob Crean
Manager of Communications

On behalf of the Phoenix Coyotes, welcome to the 2009-10 National Hockey League season. The first 12 Coyotes seasons have produced some of the Valley's top sports stories and we expect the excitement to continue this year. As we enter our 13th season in the Valley of the Sun, we hope to make your job covering the Coyotes as easy and as pleasant as possible. In order to help our operation run smoothly and make your jobs easier, we ask that you follow these guidelines:

MEDIA CREDENTIALS:

Media credentials are issued to working media only. The media entrance at Jobing.com Arena is Gate 1, located in the southwest corner of the arena. The media entrance and media will-call window will be open two hours prior to the start of each game. All credentials are non-transferable, and any unauthorized use will subject the bearer to ejection from Jobing.com Arena and confiscation of the credential. All media are required to display credentials when entering the media lounge, press box and dressing room areas and must wear their credentials throughout the game. Season media passes will be issued to established newspapers, television & radio stations, websites and magazines. Please contact Rob Crean at (623) 772-3306 or rob.crean@phoenixcoyotes.com for credential requests.

INDIVIDUAL GAME PASSES:

Individual game credentials should be requested through the media relations department at least 24 hours prior to game time. Please email rob.crean@phoenixcoyotes.com. Pre-arranged passes must be picked up at the media entrance at Gate 1, located in the southwest corner of Jobing.com Arena. Credentials will be issued on an availability only basis.

PREGAME ACCESS:

NHL locker rooms are not open prior to game time. Requests for interviews prior to the game will be accommodated upon the approval of the players and coach involved. However, NHL regulations allow for a maximum of three players per team to be made available upon request up to 90 minutes before the game. Coyotes players will be made available from 4:30 p.m. to 5:00 p.m. for a 7:00 p.m. start and from 2:30 p.m. to 3:00 p.m. for a 5:00 p.m. start. The ideal time for game day interviews is at the pre-game skate, held each game-day morning (10:00 or 10:30 a.m.) at Jobing.com Arena or the Alltel Ice Den in Scottsdale (practice times are subject to change).

POSTGAME ACCESS:

Both the Coyotes and the visitor's dressing rooms will be open no later than 5 minutes after each game. Media will have access to the players for 30 minutes after the rooms are opened. Only working media with official credentials will be allowed into the dressing rooms. Following the player media access, the Coyotes head coach will be available for post-game comments in the interview room, located between the Coyotes' locker room and the visiting dressing room. The NHL officials' locker room is off limits to the media. If a comment or interpretation from the game's referee or NHL supervisor is required, a pool reporter may be assigned. ABSOLUTELY NO AUTOGRAPHS ALLOWED DURING MEDIA ACCESS PERIODS.

DAILY PRACTICES:

Coyotes practices will be held at Jobing.com Arena or the Alltel Ice Den in Scottsdale. All practices are open to the media. For up-to-date information on practice times and location, please call (623) 772-3873 each morning.

PRESS BOX ACCESS:

The Keilback Press Box at Jobing.com Arena is located on the west side of the building on level 7. A designated press elevator is located next to the press lounge and provides access to the press box. Please see seating chart for assigned seats.

BROADCAST BOOTH POSITIONS:

All broadcast positions are located in the main press box of Jobing.com Arena. Please see seating chart for assigned booths.

PRESS NOTES:

Complete sets of the game press notes, NHL statistics and press releases will be made available in the media work room in the media lounge as well as in the press box. Game notes, stats and releases can also be found online at PhoenixCoyotes.com or NHLMedia.com. Additional materials (out-of-town scores, game summaries) will be distributed to all working media throughout the game.

PHOTOGRAPHY:

Photo credentials will also be issued in the same manner as other passes. Weekly papers and magazines on assignment may obtain passes by having the photo editor request a single game credential. The Coyotes team photographer, Norm Hall, will assign photo positions. Photographers should check in with Mr. Hall or a member of his staff in the media lounge prior to game time. All photographers must comply with space assignments and shooting regulations. Photographers must shoot from designated areas only. Should photographers require any additional information regarding equipment (i.e. strobes), please contact Norm Hall at: (602) 620-1532.

PHONES/STATISTICIANS:

Media are provided with working phones and high speed internet lines (orange jacks) and wireless internet access in the press box and media work room. Should you require an additional phone line at Jobing.com Arena, please contact a member of the Coyotes' media relations staff. Statisticians are available to assist television broadcasters by contacting Coyotes Director of Broadcasting Doug Cannon at (623) 772-3217 or doug.cannon@phoenixcoyotes.com. These services must be arranged at least 24 hours prior to the game.

MEDIA PARKING:

The Phoenix Coyotes offer media parking in Lot E of Jobing.com Arena, which is located near the southeast corner of the arena. Visiting media who require media parking should contact Rob Crean at (623) 772-3306.

We hope this outline of procedures and guidelines will assist you in your coverage of the Phoenix Coyotes and the National Hockey League in 2008-09. Please don't hesitate to call us if you need additional assistance. We look forward to working with you again this season.

COYOTES COMMUNITY

COYOTES CHARITIES

Coyotes Charities, the team's non-profit foundation, has committed more than $1 million in grants and gifts to non-profit organizations throughout the state of Arizona who support healthcare, education, cultural arts or sports programs for children. Coyotes Charities has also given endowment grants to non-profit organizations committed to improving the welfare of children such as Phoenix Children's Hospital and the West Valley Child Crisis Center.

During the season, Coyotes Charities hosts a number of fundraising events around the Valley that bring Coyotes management, players, fans and business and community leaders together to make a power play assist for those in need. Past events have included Pucks and Passports, Coyotes Charities Golf Classic and Game Night with the Coyotes.

Visit PhoenixCoyotes.com for information on this season's Coyotes Charities events.

IN GAME FUNDRAISERS

Silent Auction

At each home game, authentic sports memorabilia is displayed on the main concourse featuring famous athletes like Wayne Gretzky, Gordie Howe, Mario Lemieux, Tiger Woods and many more. All items are available for bid through the beginning of the third period.

Fan Experiences

The Coyotes offer a number of in-game experiences available with a donation to Coyotes Charities. These memorable opportunities include scoreboard messages, birthday packages, marriage proposals and Zamboni rides. For more information on Coyotes Charities grant cycle, events and programs, contact call (623) 772-3200 or log on to PhoenixCoyotes.com.

50/50 Raffle

Coyotes Charities hosts a 50/50 raffle every home game that allows non-profit organizations to raise needed funds for their programs. One lucky raffle winner receives 50 percent of the net profit and the remaining 50 percent is split between Coyotes Charities and the participating organization.

Mystery Pucks

Coyotes Charities will hold mystery puck sales during the season. For a $20 donation to Coyotes Charities, fans will have the opportunity to pick a wrapped puck autographed by a Phoenix Coyotes player. Every puck is autographed, but lucky winners who receive a puck signed in gold mean they have won an additional Phoenix Coyotes autographed prize! All proceeds from the Mystery Puck sales benefit Coyotes Charities.

COMMUNITY RELATIONS PROGRAMS

The Phoenix Coyotes spend countless hours and resources developing partnerships with other organizations throughout Arizona. The result is the creation of many innovative programs that benefit thousands of people in Arizona and help further extend the bounds of the team's community efforts. The success of these programs greatly depends on these partnerships.

Coyotes Causes

The Coyotes are dedicated to the in-game promotion of a different cause each month of the hockey season. Non-profit organizations are invited to home games to raise awareness of their efforts. Promotions also include clothing, food and toy drives.

Tickets for Kids

Individuals and corporations treat children from non-profit organizations to a Coyotes game. Due to this generosity, approximately 20,000 children who would never have had an opportunity to see a game in person attend a Coyotes game each season.

Ticket Assist Program

Season ticket holders can donate their tickets when they are unable to attend a game. These tickets are then distributed to local non-profit organizations through Coyotes Charities.

Hospital Visits

Coyotes' players, coaches, management and staff visit local children's hospitals throughout the year to brighten the day of kids during their stay.

COYOTES COMMUNITY

Phoenix Coyotes Hockey Development Program (PCHDP)

With hockey emerging in the desert, the Phoenix Coyotes have developed several avenues for fans to participate in the sport and experience hockey through hands-on interaction. The PCHDP helps young individuals develop as athletes, leaders and members of the community through various hockey programs that emphasizes excellence, commitment, discipline, teamwork and sportsmanship. The goal is to give every participant (coach, player or parent) the opportunity to improve their knowledge of hockey and experience the enjoyment the game provides. or more information on all PCHDP initiatives, visit ***www.phoenixcoyotes.com/hockeydevelopment***.

Hockey Clinics

The Coyotes host a series of youth and adult hockey clinics at Jobing.Com Arena. These clinics are designed for players of all abilities to focus on the fundamental skills of stick handling, passing, shooting and positional play. Each participant receives a jersey and a ticket to an upcoming Coyotes home game.

Kids First Hockey Clinics

Kids First Hockey is a four-week on-ice program especially designed for kids 4-8 who are interested in playing hockey. This introductory program gives kids and parents the chance to try hockey risk-free by offering free equipment and free ice time. Clinics run year round at rinks throughout the state. Visit www.phoenixcoyotes.com/kidsfirst for more information and a list of participating rinks.

Street Coyotes

Street Coyotes is an NHL-based initiative to grow the sport of hockey among children. In 2008-09, the Coyotes visited over 50 elementary schools in Arizona and donated over 30 sets of street hockey equipment to local P.E. programs.

Coyotes Street Team

The Coyotes Street Team and their fleet of interactive inflatables attend over 200 community events per year. The main attractions include a 20-foot tall hockey player (apply named "The Enforcer"), a 100 ft. x 50 ft. inflatable hockey rink and an interactive "Slapshot" inflatable where kids and adults can test their shot.

Howler

This furry ambassador of Coyotes hockey entertains fans throughout the Valley, making approximately 250 community appearances a year from hospital visits to school assemblies. Contact Howler directly at howler@phoenixcoyotes.com to book the greatest mascot in the NHL for your next event!

Jobing.com Arena

GLENDALE • ARIZONA

Jobing.com Arena, Arizona's Premiere Sports & Entertainment Center, is a state-of-the-art, multi-purpose facility located at Loop 101 and Glendale Avenue. The arena anchors the 223-acre, $1 billion development Westgate City Center, the "crown jewel" of sports and entertainment complexes.

Owned by the City of Glendale, Jobing.com Arena is home to the National Hockey League's (NHL) Phoenix Coyotes and a multitude of spectacular entertainment events annually. With two separate concourses on two seating levels, Jobing.com Arena's open concourses are fan-friendly and provides fans with an open view of the ice. The arena also features an intimate seating bowl that has all the modern amenities. The venue seats 17,125 for Coyotes games, and both seating levels have been strategically situated to create great hockey sightlines.

There are 87 luxury suites in Jobing.com Arena, including two tower suites and 12 party suites that can accommodate large groups of up to 50 people. In addition, the Comerica Bank Club (located on the club suites level) consists of approximately 400 upscale seats with unique club and dining opportunities. The Toyota Club is an upscale private club, open exclusively to season ticket holders seated in the first two rows of seats along the glass. The Club is located directly behind the Coyotes and visiting team player benches, offering fans unique views of both the Coyotes and visiting team players as they enter and exit the ice.

Fans visiting this exceptional arena enjoy state-of-the-art technology, including an electronic display system with 360-degree video boards, an eight-sided scoreboard, an advanced in-arena production studio and superior acoustics for concerts and other special events.

The building opened on December 26, 2003 with the Arizona Sting's inaugural National Lacrosse League game. The following night, December 27, the Coyotes hosted the Nashville Predators in front of a standing-room only crowd of 19,052 for the inaugural NHL game at Jobing.com Arena.

Jobing.com Arena has hosted numerous world-class concerts and events since opening in December 2003. Some of the music industry's top performers were welcomed to Glendale in the arena's inaugural year including Prince, Rod Stewart, Toby Keith, Britney Spears and Usher. Jobing.com Arena earned "the best new major concert venue in North America" as selected by the Pollstar Concert Industry Awards. In 2005, the arena's second full year, the venue hosted major acts and numerous sell-outs such as U2, Elton John, The Rolling Stones, Paul McCartney, Bruce Springsteen, Kenny Chesney, Eagles and Motley Crue.

Jobing.com Arena came out strong again in 2006 with more sell-outs, A-List Acts, and major up-and-coming acts such as Aerosmith with Lenny Kravitz, Nickelback, Bon Jovi, Fall Out Boy, Panic! At the Disco, Madonna, Bruce Springsteen, Red Hot Chili Peppers and Kenny Chesney with his third straight sell-out. Family shows at the arena included Trans-Siberian Orchestra, High School Musical, and Dancing with the Stars.

The big concerts just kept coming in 2007 with Justin Timberlake, Christina Aguilera, Rod Stewart, John Mayer, My Chemical Romance, Martina McBride, and Tim McGraw & Faith Hill. The arena also hosted a variety of family shows in 2007 including, Stars on Ice, Cheetah Girls, Lipizzaner Stallions, and American Idols Live. In 2008, the likes of Bon Jovi, Tom Petty and the Heartbreakers and Hannah Montana visited Jobing.com Arena. The Arena also hosted the Pepsi Smash Super Bowl concert featuring Mary J. Blige and Maroon 5, as well as auditions for the upcoming season of the hit television show, American Idol.

Every February, Jobing.com Arena comes alive with February Frenzy, the Arizona Interscholastic Association's (AIA) high school tournaments and state championships for basketball and wrestling. Great family show events have included Tony Hawk's Boom Boom HuckJam, WWE, PBR, John Hancock Champions On Ice, Cheetah Girls, High School Musical, and various motor sports including IFMA FMX Motocross.

JOBING.COM ARENA FAST FACTS

- Fastest built arena of its kind in the United States (18 months)
- Over 20,000 people were involved in the construction process with a grand total of 1.5 million man-hours. At the peak of construction, 840 people worked on site at one time.
- 47,000 yards of concrete
- 5,000 tons of steel to reinforce the concrete structure
- 1,600 tons of steel support the roof which covers 187,000 square feet (4.3 acres)
- Steel in roof weighs 5 million pounds
- Roof covers 4 acres and supports 187,000 feet of insulated roofing
- 31,000 square feet of exterior glass
- 30 miles of piping systems
- 220 miles of wiring
- 41,000 lineal feet of storm drain piping
- 300,000 square feet of sidewalk was created
- 2,400 tons of air conditioning
- 10,000 gallons of water is used to create the ice sheet for hockey/figure skating
- The 34,000 pound center hung scoreboard (28 feet by 28 feet) cost $2.5 million. It has four 9' x16' video instant replay screens and is raised and lowered by an electric winch capable of hoisting 50,000 pounds that is mounted up in the roof truss section directly over center ice.

CONSTRUCTION	Began on June 17, 2002
COMPLETION	December 2003, 18 months of construction
OPENING DATE	December 26, 2003 – Arizona Sting vs. Vancouver Ravens
OPENING HOCKEY	December 27, 2003 – Phoenix Coyotes vs. Nashville Predators
OPENING CONCERT	February 12, 2004 – Bette Midler
COST	$220 million
ARCHITECTS	HOK
CONTRACTOR	Perini Construction
OWNER	City of Glendale
MANAGEMENT	Arena Management Group
SIZE	Located on 223 acres, the arena complex is 612,900 square feet and built 90 feet underground
LOCATION	9400 West Maryland Avenue; Glendale Avenue, Arizona 85305
SEATING	Seating capacity for hockey – 17,125 with a maximum of 20,000
PARKING	7,000 parking spaces on site around the arena
LUXURY SUITES	87 suites located on two mid-level concourses, each accommodates up to 20 guests
PUBLIC ENTRANCES	Five entrances, located at Gate 1(southwest), Gate 2 (west), Gate 4 (north), Gate 6 (east) and Gate 7 (southeast).
MEDIA ENTRANCE	Located at Gate 1, in the southwest corner of the Arena. Parking is located in Lot E, accessible from Coyotes Lane at 91st Avenue.

FRONT OFFICE

WAYNE GRETZKY

Managing Partner – Head Coach

On June 2, 2000, Wayne Gretzky – the greatest player in the history of hockey – was introduced as the Managing Partner of the Coyotes in charge of all hockey operations before officially beginning his role on February 15, 2001. Four-and-a-half years later, The Great One was named Head Coach of the Coyotes, accepting the coaching responsibilities in addition to his front office role on August 8, 2005. Gretzky signed a five-year contract to continue to serve as part owner, Managing Partner, Alternate Governor and Head Coach on May 31, 2006 following his debut season behind the bench.

Now entering his tenth season as Managing Partner and Alternate Governor and his fifth season as Head Coach, Gretzky's challenge to build the Coyotes into one of the NHL's elite teams continues. He enters the 2009-10 campaign with 143 career victories, ranking him second all-time in wins among Coyotes/Jets head coaches. In the summer of 2007, Gretzky and the Coyotes front office assembled a new hockey operations staff with a single vision for long-term excellence. Don Maloney was brought in to assume the General Manager position in Phoenix while former Central Hockey League President Brad Treliving was hired as Assistant General Manager. The Coyotes finished the 2007-08 campaign with a 38-37-7 record for 83 points, marking an improvement of seven wins and 16 points over the previous season. On Feb. 18, 2008, Gretzky captured his 100th career coaching victory with a 4-0 win over the Los Angeles Kings.

Gretzky, 48, announced his retirement as a player on April 16, 1999 after 20 seasons in which he dominated the National Hockey League unlike any player in history. Gretzky helped win four Stanley Cup Championships and three Canada Cup tournament titles during his illustrious career. He became the NHL's all-time leading goal, assist and point producer for both regular season and playoffs. Gretzky won 10 Art Ross Trophies as the NHL's leading scorer, nine Hart Trophies as the League's MVP and two Conn Smythe Trophies as playoff MVP. He earned five Lady Byng Trophies as the NHL's most gentlemanly player and made 18 consecutive All-Star Game appearances, securing three All-Star MVP Awards. Gretzky is an eight-time First All-Star Team member and seven-time Second All-Star Team member. He holds virtually every offensive record in the NHL and his tireless support of the game has contributed significantly to the popularity it enjoys today.

As a six-year-old, the Brantford, Ontario native was good enough to play on a 10-and-under team and even managed to score a goal. Four years later, a 10-year-old Gretzky finished the 1971-72 season with 378 goals and 120 assists in 85 games in the Brantford atom league. Such was the advance billing as Gretzky arrived in Sault Ste. Marie, Ontario to play for the Greyhounds for his first and only full year of major junior hockey in 1977. Selected third in the annual midget draft by Sault Ste. Marie, the 16-year-old Gretzky justified the Greyhounds' faith in him, scoring six goals in his first game and proceeding to take OHA Rookie of the Year honors, recording totals of 70-112-182 for the season.

The next year, the 17-year-old Gretzky signed a contract on June 13, 1978 with the Indianapolis Racers of the World Hockey Association. Just eight games into the season, Gretzky was sold to the rival Edmonton Oilers along with Eddie Mio and Peter Driscoll on November 2, 1978. On January 5, 1979, Gretzky realized a lifelong dream by centering a line with Gordie Howe (Gretzky's childhood idol) and son Mark Howe on the WHA All-Star Team against the touring Moscow Dynamo club from the Soviet Union. He finished the 1978-79 season with 110 points and was named the WHA's Rookie of the Year.

Both Gretzky and his Edmonton Oilers made their NHL debuts in Chicago on October 10, 1979 against the Blackhawks. Although the Oilers lost the game, the 18-year-old Gretzky recorded his first NHL point, an assist on Kevin Lowe's goal at 9:49 of the first period. Four nights later, in Edmonton's third game of the season, Gretzky beat Vancouver Canucks goaltender Glen Hanlon to score his first NHL goal on a power play at 18:51 of the third period. Gretzky finished the season with 137 points (51-86-137) and won the first of eight consecutive Hart Trophies as the NHL's Most Valuable Player.

Over the next eight seasons (from 1980-81 through 1987-88) with the Oilers, Gretzky eclipsed even the lofty pace set in his rookie year, averaging nearly 192 points per season. Included are many record-shattering performances, such as: scoring 50 goals in his team's first 39 games in 1981-82 and setting the all-time regular season mark with 92 goals by season's end; a consecutive point-scoring streak of 51 games to start the 1983-84 season; setting an all-time single season scoring record for the playoffs with 47 points in 1984-85 and setting the all-time regular season mark with 215 points in 1985-86. The Oilers reached the Finals five times, capturing the Stanley Cup four times. In addition, Gretzky was an integral part of the 1984 and 1987 Team Canada squads that won the Canada Cup.

On August 9, 1988, after helping Edmonton capture a fourth Stanley Cup and winning a second Conn Smythe Trophy as playoff MVP, Gretzky was traded to the Los Angeles Kings in one of the biggest deals in sports history. Gretzky, along with teammates Marty McSorley and Mike Krushelnyski, was dealt to Los Angeles for Jimmy Carson, Martin Gelinas, three future first-round draft choices and cash ($15 million).

That August day would forever change the NHL landscape in the United States. Gretzky joined a Kings team that had averaged just over 10,000 fans per game in its 21-year history. With Gretzky as the star attraction, hockey became one of the hottest tickets in California. By 1991, the team would become the only franchise in Southern California to sell out every home game for an entire season. Hockey's success in a warm-weather environment paved the way for acceptance of the sport in America's Sun Belt, enabling hockey to prosper in Arizona, California, Florida, Georgia, North Carolina, Tennessee and Texas.

His first season in a Kings uniform was an unqualified success, as the team finished with the most improved record in the NHL (42-31-7) and placed second in the Smythe Division. Gretzky finished second in League scoring with 168 points (54-114-168) and won his ninth Hart Trophy. The following season, Gretzky became the NHL's all-time leading scorer when he passed Gordie Howe's total of 1,850 points at Edmonton on October 15, 1989.

On April 28, 1992, Gretzky's Kings were eliminated in a six-game opening round playoff series by the Oilers. It would be the Great One's last NHL game for more than eight months as a debilitating back injury (a herniated thoracic disk) would call into question whether Gretzky ever would be able to return. Experts said he would be out of hockey for at least one year, but by early December, Gretzky had resumed skating and on January 6, 1993, he was back in the Kings lineup for his 1,000th career game, assisting on two goals.

Despite the eight-month layoff, Gretzky would rebound to register 65 points (16-49-65) in 45 games and would lead the Kings to the Stanley Cup Finals for the only time in franchise history. The Kings lost in five games to the Montreal Canadiens, but Gretzky proved he was back at the top of his game by registering 40 points in 24 postseason games.

The following season, Gretzky scored goal No. 802, eclipsing Howe as the NHL's all-time leading goal-scorer on March 23, 1994. Concluding the 1993-94 season, Gretzky captured his 10th and final Art Ross Trophy and added his fourth Lady Byng Trophy – marking his 10th multiple-award campaign. He also received the Lester Patrick Trophy recognizing his outstanding contribution to hockey in the United States. In 1994-95, Gretzky led the Kings in scoring for the sixth time in seven seasons before being traded to the St. Louis Blues. On February 27, 1996, Gretzky went to the Blues in exchange for Craig Johnson, Roman Vopat, Patrice Tardif and two draft choices. As the Blues top scorer, he recorded 102 points (23 goals, 79 assists), reaching the 100-point plateau for the 15th time in his career. Gretzky led the Blues to within one goal of the Western Conference Finals that year.

WAYNE GRETZKY

On July 12, 1996, Gretzky signed as a free agent with the New York Rangers, joining his former Oilers teammate Mark Messier. He made an immediate impact in New York, posting a 15-game scoring streak in his first month with the club. He recorded 97 points as the Rangers' top scorer and tallied a League-leading 72 assists, tying the club's single season record for assists by a center.

In 1998, Gretzky realized another dream by competing for Canada at the Olympic Winter Games in Nagano, Japan. He concluded the year with his seventh selection to the NHL's Second All-Star Team and was named a finalist for the Lady Byng Trophy for sportsmanship. He led the NHL in assists once again with 67, including the 1,851st of his career, which made his assists total greater than any other player's career points total. The final season of his playing career (1998-99) saw Gretzky build his grand totals to 894 goals and 1,963 assists for 2,857 points in 1,487 career games, capping a lifetime of thrills and achievement.

Gretzky played in his final game as an NHL player on April 18, 1999. Upon his retirement, Gretzky held or shared 61 NHL records (40 for regular season, 15 for Stanley Cup playoffs and six for All-Star Game). Following his final game, the NHL bestowed on Gretzky the unique distinction of being the only player in the history of the NHL to have his jersey number retired by all member clubs. "No. 99" was formally retired at the 2000 NHL All-Star Game in Toronto and will never again be worn by an NHL player.

In 1997, prior to his retirement, The Hockey News named a committee of 50 hockey experts (former NHL players, past and present writers, broadcasters, coaches and hockey executives) to select and rank the 50 greatest players in NHL history. The experts voted Gretzky number one, ahead of the once seemingly incomparable Bobby Orr and Gordie Howe.

On November 22, 1999 – seven months after his retirement – Gretzky was inducted into the Hockey Hall of Fame in Toronto, Canada, becoming the tenth and final player in Hockey Hall of Fame history to have the mandatory three-year waiting period for enshrinement waived by the Hall's board of directors. Gretzky joined such NHL legends as Orr, Howe, Maurice Richard, Ted Lindsay, Jean Beliveau and Mario Lemieux to enter the Hall of Fame immediately. In typical Gretzky fashion, The Great One tried to share the limelight at the Hall of Fame induction ceremonies with his two fellow inductees – former referee Andy Van Hellemond and former referee-in-chief Scotty Morrison – when they received their Hall of Fame blazers and rings. Approximately 2,500 people attended the celebration of Gretzky's career.

Less than one month later, ESPN named Gretzky the fifth greatest athlete of the 20th century. Gretzky, the most honored player in a team sport with nine MVP awards and the only player in NHL history to record more than 200 points in a season, was voted No. 5 among North American athletes by SportsCentury's distinguished 48-person panel. Only Michael Jordan, Babe Ruth, Muhammad Ali and Jim Brown preceded him.

Prior to his retirement, Gretzky was presented with The Order of Canada, the highest civilian honor that can be awarded by the Canadian Government, on January 28, 1998. He received another accolade on June 5, 2000, when the Edmonton icon accepted his honorary University of Alberta doctor of laws degree for contributing to sport and community at the Jubilee Auditorium in Edmonton, Alberta. In January of 2003, Wheaties ("The Breakfast of Champions") honored Gretzky by releasing a special-edition Wheaties box in recognition of his great playing career. In April of 2003, Gretzky was named the first recipient of the International Horatio Alger Award, marking the first time in the history of the Horatio Alger Association of Distinguished Americans that a member of the international community was formally bestowed an award by the prestigious organization.

In 2002, Gretzky served in a managerial role with Team Canada as the Executive Director of Team Canada's Olympic Hockey Team. He was responsible for assembling Canada's best ice hockey players at the 2002 Olympic Winter Games in Salt Lake City and, under Gretzky's leadership, Team Canada persevered to win the Gold Medal for the first time in 50 years. At a ceremony in Salt Lake City in February 2002, Gretzky also received the Olympic Order, which is the highest honor bestowed by the International Olympic Committee, for his "outstanding contributions to the game of hockey." Serving in the same capacity with Team Canada, Gretzky helped lead Canada to victory in the 2004 World Cup of Hockey.

Gretzky's playing career and endorsement deals have made him one of the most recognizable athletes in the world. His current corporate clients include Breitling, Ford Canada, Pepsi Canada, Samsung Canada, figurines for McFarlane Toys, Upper Deck and Roots.

The restaurant in Toronto that bears his name, Wayne Gretzky's, is now in its 17th year. The Wayne Gretzky Fantasy Camp has enjoyed six successful years in Arizona and one year in Los Angeles, California. Gretzky has also launched a website: Gretzky.com.

On June 26, 2007, Gretzky announced the launch of Wayne Gretzky Estates Winery (waynegretzkyestates.com). Teaming up with winemakers who have won a number of international and domestic awards, Gretzky desired to celebrate Canadian winemaking while creating resources for the Wayne Gretzky Foundation. A portion of the net proceeds are donated to the Foundation.

The Wayne Gretzky Foundation is dedicated to helping disadvantaged youngsters throughout North America participate in hockey. The Foundation has held three successful hockey equipment drives in partnership with Ford Canada and raised over $300,000 at the annual Wayne Gretzky Foundation Golf Tournament.

In 2008, Gretzky hosted the inaugural Ford Wayne Gretzky Classic Presented by Samsung, an official stop on the PGA Nationwide Tour. The tournament, which was held in Clarksburg, Ontario at the Georgian Bay Club and The Raven Golf Club at Lora Bay, featured one of the tour's largest purses – $800,099. Proceeds from the event went to the Wayne Gretzky Foundation.

Gretzky also gives his time to countless other charitable endeavors. He serves as Honorary Chairman of Ronald McDonald Children's Charities in Canada, and is an Athlete Ambassador and Honorary Member of the Board of Trustees of Right to Play, an athlete driven humanitarian organization that uses sports to enhance child development in some of the most disadvantaged communities in the world. Gretzky also is a participant in "Hands That Shape Humanity," a project for the Desmond Tutu Peace Centre.

For two decades, the ethereal Wayne Gretzky lifted hockey to new and dizzying heights while establishing himself as the greatest player of all time. He transcended hockey and was the most statistically dominant player in the history of North American team sports, an athlete who ranks with basketball's Michael Jordan and soccer's Pele as one of the greatest offensive forces in the history of any sport and a man whose name is mentioned in the same breath as Muhammad Ali as one of the greatest athletes of the 20th century.

Gretzky and his wife Janet have five children: daughters Paulina and Emma and sons Ty, Trevor and Tristan.

Sault Ste. Marie Greyhounds (OHA Jr. A) 1st choice, 3rd overall, in 1977 OHA Jr. A Priority Draft. • Signed as an underage free agent by Indianapolis Racers (WHA), June 12, 1978. • Traded to Edmonton Oilers (WHA) by Indianapolis Racers (WHA) with Eddie Mio and Peter Driscoll for cash, November 2, 1978. • Claimed by Edmonton Oilers as a Priority Selection in 1979 Expansion Draft, June 9, 1979. • Traded to Los Angeles Kings by Edmonton Oilers with Mike Krushelnyski and Marty McSorley for Jimmy Carson, Martin Gelinas, Los Angeles Kings' 1st round choice in 1989 (later acquired by New Jersey, who selected Jason Miller), 1991 (Martin Rucinsky) and 1993 (Nick Stajduhar) Entry Drafts and cash, August 9, 1988. • Traded to St. Louis Blues by Los Angeles Kings for Craig Johnson, Patrice Tardif, Roman Vopat, St. Louis Blues' 5th round choice (Peter Hogan) in 1996 Entry Draft and 1st round choice (Matt Zultek) in 1997 Entry Draft, February 27, 1996. • Signed as a free agent by New York Rangers, July 21, 1996. • Officially announced retirement, April 16, 1999.

WAYNE GRETZKY

National Hockey League Records Held or Shared by Wayne Gretzky Upon Retirement
20 Seasons (1979-1999) — 1,487 Games — 61 Records

GOALS:

1. MOST GOALS: 894
2. MOST GOALS, INCLUDING PLAYOFFS: 1,016 (894 regular season, 122 playoffs)
3. MOST GOALS, ONE SEASON: 92 in 1981-82
4. MOST GOALS, ONE SEASON, INCLUDING PLAYOFFS: 100 in 1983-84 (87 regular season, 13 playoffs)
5. MOST GOALS, 50 GAMES FROM START OF SEASON: 61 in 1981-82 and 1983-84
6. MOST GOALS, ONE PERIOD: 4 vs STL, Feb. 18, 1981, 3rd period (TIED)

ASSISTS:

7. MOST ASSISTS: 1,963
8. MOST ASSISTS, INCLUDING PLAYOFFS: 2,223 (1,963 regular season, 260 playoffs)
9. MOST ASSISTS, ONE SEASON: 163 in 1985-86
10. MOST ASSISTS, ONE SEASON, INCLUDING PLAYOFFS: 174 in 1985-86 (163 regular season, 11 playoffs)
11. MOST ASSISTS, ONE GAME: 7 – 3 times: vs WAS, Feb. 15, 1980; at CHI, Dec. 11, 1985; vs QUE, Feb. 14, 1986 (TIED)
12. MOST ASSISTS, ONE ROAD GAME: 7 – at CHI, Dec. 11, 1985 (TIED)

POINTS:

13. MOST POINTS: 2,857
14. MOST POINTS, INCLUDING PLAYOFFS: 3,239 (2,857 regular season, 382 playoffs)
15. MOST POINTS, ONE SEASON: 215 in 1985-86
16. MOST POINTS, ONE SEASON, INCLUDING PLAYOFFS: 255 in 1984-85 (208 regular season, 47 playoffs)

OVERTIME SCORING:

*17. MOST OVERTIME ASSISTS: 15

SCORING BY A CENTER:

18. MOST GOALS BY A CENTER: 894
19. MOST GOALS BY A CENTER, ONE SEASON: 92 in 1981-82
20. MOST ASSISTS BY A CENTER: 1,963
21. MOST ASSISTS BY A CENTER, ONE SEASON: 163 in 1985-86
22. MOST POINTS BY A CENTER: 2,857
23. MOST POINTS BY A CENTER, ONE SEASON: 215 in 1985-86

SCORING BY A ROOKIE:

24. MOST ASSISTS BY A PLAYER, ONE GAME: 7 – vs WSH, Feb. 15, 1980

PER-GAME SCORING AVERAGES:

25. HIGHEST GOALS-PER-GAME AVERAGE, ONE SEASON: 1.18 in 1983-84
26. HIGHEST ASSISTS-PER-GAME AVERAGE: 1.32
27. HIGHEST ASSISTS-PER-GAME AVERAGE, ONE SEASON: 2.04 in 1985-86
28. HIGHEST POINTS-PER-GAME AVERAGE, ONE SEASON: 2.77 in 1983-84

SCORING PLATEAUS:

29. MOST 40-OR-MORE GOAL SEASONS: 12
30. MOST CONSECUTIVE 40-OR-MORE GOAL SEASONS: 12 (1979-80 to 1990-91)
31. MOST 50-OR-MORE GOAL SEASONS: 9 (TIED)
32. MOST 60-OR-MORE GOAL SEASONS: 5 (TIED)
33. MOST CONSECUTIVE 60-OR-MORE GOAL SEASONS: 4 (1981-82 to 1984-85)
34. MOST 100-OR-MORE POINT SEASONS: 15
35. MOST CONSECUTIVE 100-OR-MORE POINT SEASONS: 13 (1979-80 to 1991-92)
36. MOST THREE-OR-MORE GOAL GAMES: 50
37. MOST THREE-OR-MORE GOAL GAMES, ONE SEASON: 10 in 1981-82 and 1983-84
38. LONGEST CONSECUTIVE ASSIST-SCORING STREAK: 23 games (Feb. 8-Mar. 24, 1991)
39. LONGEST CONSECUTIVE POINT-SCORING STREAK: 51 games (Oct. 5, 1983 to Jan. 28, 1984)
40. LONGEST CONSECUTIVE POINT-SCORING STREAK FROM START OF SEASON: 51 games (Oct. 5, 1983 to Jan. 28, 1984)

PLAYOFF GOALS AND ASSISTS:

41. MOST PLAYOFF GOALS: 122
42. MOST PLAYOFF ASSISTS: 260
43. MOST ASSISTS, ONE PLAYOFF YEAR: 31 in 1988
44. MOST ASSISTS IN ONE SERIES (OTHER THAN FINAL): 14 in 1985 vs CHI (Conference Finals) (TIED)
45. MOST ASSISTS IN FINAL SERIES: 10 in 1988 vs BOS
46. MOST ASSISTS, ONE PLAYOFF GAME: 6 – vs LA, Apr. 9, 1987
47. MOST ASSISTS, ONE PLAYOFF PERIOD: 3 – five times (TIED)

PLAYOFF POINTS:

48. MOST PLAYOFF POINTS: 382
49. MOST POINTS, ONE PLAYOFF YEAR: 47 in 1985
50. MOST POINTS IN FINAL SERIES: 13 in 1988 vs BOS
51. MOST POINTS, ONE PLAYOFF PERIOD: 4 – at LA, Apr. 12, 1987, 3rd period (TIED)

PLAYOFF SHORTHANDED GOALS:

52. MOST SHORTHANDED GOALS, ONE PLAYOFF YEAR: 3 in 1983 (TIED)
53. MOST SHORTHANDED GOALS, ONE PLAYOFF GAME: 2 – vs WPG, Apr. 6, 1983 (TIED)

PLAYOFF GAME WINNING GOALS:

**54. MOST GAME-WINNING GOALS: 24 (NOW TIED)

PLAYOFF THREE OR MORE GOAL GAMES:

55. MOST THREE-OR-MORE GOAL GAMES: 10

NHL ALL-STAR GAME GOALS:

**56. MOST ALL-STAR GAME GOALS: 13 (NOW TIED)
57. MOST ALL-STAR GAME GOALS, ONE GAME: 4 in 1983 (TIED)
58. MOST ALL-STAR GAME GOALS, ONE PERIOD: 4 in 1983, 3rd period

NHL ALL-STAR GAME ASSISTS:

*59. MOST ALL-STAR GAME ASSISTS: 12 (TIED UPON RETIREMENT)

NHL ALL-STAR GAME POINTS:

60. MOST ALL-STAR GAME POINTS: 25
61. MOST ALL-STAR GAME POINTS, ONE PERIOD: 4 in 1983, 3rd period (TIED)

* = no longer holds record
** = now shares record

MILESTONES

Most Goals, Game: 5 - 4 times (last 12/6/87 vs. MIN)
Most Assists, Game: 7 - 3 times (last 2/14/86 vs. QUE)
Most Points, Game: 8 - 2 times (last 1/4/84 vs. MIN)
Most PIM, Game: 20 - 11/4/89 vs. PIT
Most Shots, Game: 13 - 2 times (last 12/3/88 vs. CHI)
First NHL Game: 10/10/79 at CHI
1,000th NHL Game: 1/6/93 vs. TB
Last NHL Game: 4/18/99 vs. PIT
First NHL Goal: 10/14/79 vs. VAN (Hanlon)
100th NHL Goal: 3/7/81 at PHI (empty net)
200th NHL Goal: 10/9/82 at VAN (Brodeur)
300th NHL Goal: 12/13/83 at NYI (Smith)
400th NHL Goal: 1/13/85 at BUF (Barrasso)
500th NHL Goal: 11/22/86 vs. VAN (empty net)
600th NHL Goal: 11/23/88 at DET (Stefan)
700th NHL Goal: 1/3/91 at NYI (Healy)
800th NHL Goal: 3/20/94 at S.J. (Irbe)
802nd NHL Goal (Setting the NHL All-Time Record): 3/23/94 vs. VAN (McLean)
Last NHL Goal (894th Goal): 3/29/99 vs. NYI
First NHL Assist: 10/10/79 at CHI
500th NHL Assist: 4/1/83 at WPG
1,000th NHL Assist: 11/4/87 vs. NYR
1,050th NHL Assist (Setting the NHL All-Time Record): 3/1/88 vs. L.A.
1,500th NHL Assist: 3/4/92 at S.J.
Last NHL Assist (1,963rd Assist): 4/18/99 vs. PIT
First NHL Point: 10/10/79 at CHI
500th NHL Point: 3/25/82 vs. CGY
1,000th NHL Point: 12/14/83 vs. NYR
1,500th NHL Point: 3/11/87 vs. DET
1,851st NHL Point (Setting the NHL All-Time Record): 10/15/89 at EDM
2,000th NHL Point: 10/26/90 at WPG
2,500th NHL Point: 4/17/95 at CGY
Last NHL Point (2,857th Point): 4/18/99 vs. PIT

WAYNE GRETZKY

Center • 6'0" • 185

SHOOTS: Left **BORN:** Jan. 26, 1961, Brantford, Ontario **AGE:** 48

99

VS. NHL

TEAM	GP	G	A	PTS	PIM
ANA	23	5	25	30	12
BOS	53	25	48	73	18
BUF	55	27	56	83	6
CAR/HFD	57	36	73	109	74
CGY/ATL	117	69	161	230	32
CHI	60	25	77	102	24
COL/QUE	51	38	94	132	14
DAL	58	44	72	116	23
DET	62	37	108	145	20
EDM	54	23	62	85	16
FLA	20	5	12	17	6
L.A	69	60	119	179	38
MTL	55	23	65	88	16
NSH	2	1	7	8	0
N.J./COL	67	32	91	123	14
NYI	55	33	65	98	8
NYR	46	34	47	81	10
OTT	17	3	25	28	12
PHI	58	34	66	100	14
PHX/WPG	105	79	151	230	58
PIT	57	44	80	124	14
STL	57	39	68	107	10
S.J.	32	12	39	51	2
T.B.	20	5	19	24	2
TOR	63	55	95	150	22
VAN	117	76	163	239	84
WSH	57	30	75	105	28
TOTAL	**1487**	**894**	**1963**	**2857**	**577**

CAREER PLAYING RECORD

			Regular Season					Playoffs				
SEASON	**TEAM**	**LEA**	**GP**	**G**	**A**	**PTS**	**PIM**	**GP**	**G**	**A**	**PTS**	**PIM**
1967-68	Brantford Nadrofsky Steelers	OMHA	-	1	-	-	-	-	-	-	-	-
1968-69	Brantford Nadrofsky Steelers	OMHA	-	27	-	-	-	-	-	-	-	-
1969-70	Brantford Nadrofsky Steelers	OMHA	62	104	63	167	-	-	-	-	-	-
1970-71	Brantford Nadrofsky Steelers	OMHA	76	196	120	316	-	-	-	-	-	-
1971-72	Brantford Nadrofsky Steelers	OMHA	85	378	139	517	-	-	-	-	-	-
1972-73	Brantford Turkstra Lumber	OMHA	-	105	-	-	-	-	-	-	-	-
1973-74	Brantford Turkstra Lumber	OMHA	-	192	-	-	-	-	-	-	-	-
1974-75	Brantford Charcon Chargers	OMHA	-	90	-	-	-	-	-	-	-	-
1975-76	Vaughan Nationals	OHA Jr. B	28	27	33	60	7	-	-	-	-	-
1976-77	Seneca Nationals	OHA Jr. B	32	36	36	72	35	23	40	35	75	-
	Peterborough Petes	OHA Jr. A	3	0	3	3	0	-	-	-	-	-
1977-78	Sault Ste. Marie Greyhounds	OHA Jr. A	64	70	112	182	14	13	6	20	26	0
	Team Canada	World-Jr.	6	8	9	17	2	-	-	-	-	-
1978-79	Indianapolis Racers	WHA	8	3	3	6	0	-	-	-	-	-
	Edmonton Oilers	WHA	72	43	61	104	19	13	*10	10	*20	2
1979-80	Edmonton Oilers	NHL	79	51	*86	*137	21	3	2	1	3	0
1980-81	Edmonton Oilers	NHL	80	55	*109	*164	28	9	7	14	21	4
1981-82	Team Canada	Can-Cup	7	5	7	12	2	-	-	-	-	-
	Edmonton Oilers	NHL	80	*92	*120	*212	26	5	5	7	12	8
	Team Canada	WEC-A	10	6	8	*14	0	-	-	-	-	-
1982-83	Edmonton Oilers	NHL	80	*71	*125	*196	59	16	12	*26	*38	4
1983-84	Edmonton Oilers	NHL	74	*87	*118	*205	39	19	13	*22	*35	12
1984-85	Team Canada	Can-Cup	8	5	7	12	2	-	-	-	-	-
	Edmonton Oilers	NHL	80	*73	*135	*208	52	18	17	*30	*47	4
1985-86	Edmonton Oilers	NHL	80	52	*163	*215	46	10	8	11	19	2
1986-87	Edmonton Oilers	NHL	79	*62	*121	*183	28	21	5	*29	*34	6
	NHL All-Stars	RV-87	2	0	4	4	0	-	-	-	-	-
1987-88	Team Canada	Can-Cup	9	3	*18	*21	2	-	-	-	-	-
	Edmonton Oilers	NHL	64	40	*109	149	24	19	12	*31	*43	16
1988-89	Los Angeles Kings	NHL	78	54	*114	168	26	11	5	17	22	0
1989-90	Los Angeles Kings	NHL	73	40	*102	*142	42	7	3	7	10	0
1990-91	Los Angeles Kings	NHL	78	41	*122	*163	16	12	4	11	15	2
1991-92	Team Canada	Can-Cup	7	4	8	12	2	-	-	-	-	-
	Los Angeles Kings	NHL	74	31	*90	121	34	6	2	5	7	2
1992-93	Los Angeles Kings	NHL	45	16	49	65	6	24	*15	*25	*40	4
1993-94	Los Angeles Kings	NHL	81	38	*92	*130	20	-	-	-	-	-
1994-95	Los Angeles Kings	NHL	48	11	37	48	6	-	-	-	-	-
1995-96	Los Angeles Kings	NHL	62	15	66	81	32	-	-	-	-	-
	St. Louis Blues	NHL	18	8	13	21	2	13	2	14	16	0
1996-97	Team Canada	W-Cup	8	3	4	7	2	-	-	-	-	-
	New York Rangers	NHL	82	25	*72	97	28	15	10	10	20	2
1997-98	New York Rangers	NHL	82	23	*67	90	28	-	-	-	-	-
	Team Canada	Olympics	6	0	4	4	2	-	-	-	-	-
1998-99	New York Rangers	NHL	70	9	53	62	14	-	-	-	-	-
NHL Totals	**20 seasons**	**NHL**	**1487**	***894**	***1963**	***2857**	**577**	**208**	***122**	***260**	***382**	**66**
WHA Totals	**1 season**	**WHA**	**80**	**46**	**64**	**110**	**19**	**13**	**10**	**10**	**20**	**2**
NHL/WHA Totals	**21 seasons**		**1567**	**940**	***2027**	***2967**	**596**	**221**	***132**	***270**	***402**	**68**

* Indicates League Leader

WAYNE GRETZKY

International Hockey

Year	Team	Event	GP	G	A	PTS	PIM
1978	Canada	World Junior	6	8	9	17	2
1981	Canada	Canada Cup	7	5	7	12	2
1982	Canada	World Champ.	10	6	8	14	0
1984	Canada	Canada Cup	8	5	7	12	2
1987	Canada	Canada Cup	9	3	18	21	2
1991	Canada	Canada Cup	7	4	8	12	2
1996	Canada	World Cup	8	3	4	7	2
1998	Canada	Olympics	6	0	4	4	2

All-Time Leaders From Other Sports

League	Category	First Place	Second Place	Leader Ahead By
NHL	Career Goals	Gretzky (894)	Howe (801)	12%
	Career Assists	Gretzky (1,963)	Francis (1,249)	57%
	Career Points	Gretzky (2,857)	Messier (1,887)	51%
NBA	Career Points	Abdul-Jabbar (38,387)	K. Malone (36,928)	4%
MLB	Career Home Runs	Bonds (762)	Aaron (755)	1%
	Career Hits	Rose (4,256)	Cobb (4,191)	2%
NFL	Career TD Passes	Favre (465)*	Marino (420)	11%
	Career Passing Yds.	Favre (65,237)*	Marino (61,361)	6%
	Career Receiving Yds.	Rice (22,895)	T. Brown (14,934)	53%
	Career Rushing Yds.	E. Smith (18,355)	Payton (16,726)	10%

* As of Sept. 19, 2009

NHL Awards

Hart Memorial Trophy
(most valuable player)
1980, 1981, 1982, 1983, 1984, 1985, 1986, 1987, 1989

Art Ross Trophy
(scoring champion)
1981, 1982 ,1983 ,1984, 1985, 1986, 1987, 1990, 1991, 1994

Conn Smythe Trophy
(playoff most valuable player)
1985, 1988

Lester B. Pearson Award
(outstanding player, voted by the players)
1982, 1983, 1984, 1985, 1987

Lady Byng Memorial Trophy
(most gentlemanly player)
1980, 1991, 1992, 1994, 1999

NHL Plus/Minus Award
(best plus-minus rating)
1982, 1984, 1985, 1987

Chrysler-Dodge/NHL Performer of the Year
1985, 1986, 1987

Lester Patrick Trophy
(outstanding service to hockey in the United States)
1994

NHL All-Star Game MVP
1983, 1989, 1999

NHL First All-Star Team
1981, 1982, 1983, 1984, 1985, 1986, 1987, 1991

NHL Second All-Star Team
1980, 1988, 1989, 1990, 1994, 1997, 1998

Under Gretzky's leadership as executive director, Team Canada won its first men's ice hockey Gold Medal in 50 years at the 2002 Olympic Winter Games in Salt Lake City.

Single Game Scoring Breakdown

GOALS (894)	
Goals In A Game:	Number of Times:
5	4
4	9
3	37
2	139
1	449

ASSISTS (1,963)	
Assists In A Game:	Number of Times:
7	3
6	1
5	13
4	59
3	148
2	351
1	489

POINTS (2,857)	
Points In A Game:	Number of Times:
7	7
6	20
5	67
4	121
3	242
2	365
1	397

Achievements

IOC Olympic Order
2002

Hockey Hall of Fame Inductee
1999

Lionel Conacher Award
(Canadian Press male athlete of the year)
1980, 1981, 1982, 1983, 1985, 1989

Canada Cup All-Star Team
1984, 1987, 1991

WEC-A All-Star Team
1982

Lou Kaplan Trophy
(WHA Rookie of the Year)
1979

WHA Second All-Star Team
1979

OHA 2nd All-Star Team
1978

WJC All-Star Team
1978

Best Forward WJC
1978

DOUGLAS MOSS

President, Chief Operating Officer & Alternate Governor

On December 10, 2002, Douglas Moss was named President and Chief Operating Officer of the Phoenix Coyotes and Coyotes Charities. Moss represents the Coyotes at the NHL level as alternate governor and is also responsible for overseeing all of the day-to-day business operations for the Coyotes and Jobing.com Arena.

As the Coyotes and Jobing.com Arena head into the 2009-10 season, Moss is committed to the organization continuing to reach new levels of entertainment and service for its fans. In addition to a Coyotes roster that includes an exciting mix of veteran stars and talented young players, new marketing initiatives have been introduced this season including the Coyotes' new "We Play for You" campaign. Moss has been instrumental in the Coyotes "Going Green" initiative to help the organization reduce its impact on the environment.

In recent years, Moss has overseen the implementation of fan interactive text messaging, a new arena sound system, re-designed concession stands and new LCD TV displays that will continue to improve the fan experience at Coyotes games and other events at Jobing.com Arena. During the 2007-08 campaign, he negotiated a unique sponsorship agreement with PGA TOUR golfer Jeff Quinney in a deal that saw Quinney wear a Coyotes logo on his shirt during PGA events.

Moss' first full season with the Coyotes franchise in 2003-04 was an extremely busy one for him as well as the rest of the organization. Moss helped transform the Coyotes organization by launching the team's new logo and uniforms and opening the magnificent new Glendale Arena (now Jobing.com Arena) before a standing-room only crowd of 19,052 on Dec. 27, 2003.

Under Moss' supervision, Jobing.com Arena has hosted numerous world-class concerts and events since opening in December 2003. The arena was named "2004's Best New Major Concert Venue in North America" by Pollstar Magazine. This enabled the arena to secure many of the world's top musical acts for the venue including U2, Elton John, Prince, Bruce Springsteen, the Eagles, Paul McCartney, Neil Diamond, Madonna, Tom Petty and the Heartbreakers, the Rolling Stones, Van Halen, Fall Out Boy and Faith Hill and Tim McGraw.

In addition to his duties with the team and the Arena, Moss has also been very active with other charitable organizations in the Valley. He is on the Board of Directors for the Valley of the Sun YMCA, the Valley of the Sun United Way and Big Brothers Big Sisters of Central Arizona. He is a Charter Member of the Glendale Community College President's Circle and for the Phoenix Regional Sports Commission Advisory Board. He is on the Board of Advisors for the Partnership for a Drug Free Arizona and a member of the Strategic Leadership Board of the Desert Mountain state chapter of the Leukemia and Lymphoma Society. He is also President of Coyotes Charities.

Moss joined the Coyotes from the then Mighty Ducks of Anaheim where he served as the team's Senior Vice President of Business Operations. During his short time there, Moss revitalized Anaheim's off-ice business efforts and spearheaded renewed community and fan relations efforts in Orange County.

A native of Jersey City, New Jersey, Moss joined the Ducks after spending three years as President and Chief Executive Officer of the International Hockey League (IHL) from 1998-2001. While at the League, he helped the IHL forge an alliance with the NHL, increasing the number of affiliations from two to eight.

Prior to joining the IHL, Moss spent two years with the Buffalo Sabres organization (1994-96) as President and Chief Executive Officer. His role with the Sabres included overseeing all aspects of operations, including the building of Marine Midland Arena (now HSBC Arena).

From 1992-1994, Moss served as President of Madison Square Garden Network (MSG) after acting as senior vice president of sales for MSG since 1986. As the largest regional sports network in the United States, MSG carried rights to the New York Rangers, Yankees and Knicks during his tenure. As president, Moss controlled all areas of operation for the network, including programming and production.

Moss began his career as the General Sales Manager for Cable Networks in New York - a cable advertising firm representing regional cable companies. He worked at Cable Networks Inc. from 1982-1985 after attending Pace University in White Plains, New York (School of Journalism).

Doug is married to his wife, Julie, and between them they have four children: Geoffrey, Brian, Kristen and Dakota.

DON MALONEY

Executive Vice President, General Manager & Alternate Governor

Don Maloney enters his third season as Executive Vice President, General Manager and Alternate Governor of the Phoenix Coyotes after being named to the position on May 29, 2007. Maloney is the seventh general manager in Coyotes/Jets franchise history.

In his first season as general manager of the Coyotes, Maloney's club posted a record of 38-37-7 for 83 points, an improvement of seven wins and 16 points from the previous season. The 16-point increase represented the fifth-largest point increase by an NHL team during the 2007-08 season and was also the greatest one-season point increase in Coyotes history.

This past free agency period was a busy one for Maloney, who signed defenseman Adrian Aucoin, goaltender Jason LaBarbera and forwards Taylor Pyatt and Vernon Fiddler. He also acquired former Coyote Radim Vrbata from the Tampa Bay Lightning, defenseman Jim Vandermeer from the Calgary Flames and forward Lauri Korpikoski from the New York Rangers.

Maloney drafted defenseman Oliver Ekman-Larsson with the sixth overall selection in the 2009 Entry Draft and continued to re-tool the roster by re-signing forwards Scottie Upshall and Daniel Winnik and defenseman Keith Yandle.

Prior to last season's trade deadline on Mar. 4, Maloney orchestrated four trades that brought forwards Matthew Lombardi, Petr Prucha and Scottie Upshall to Phoenix. Maloney was also able to acquire a first round pick in next year's Entry Draft from the Calgary Flames.

Among Maloney's first acquisitions as the Coyotes' GM was goaltender Ilya Bryzgalov, who was claimed off waivers on Nov. 17, 2007 and posted a record of 52-53-11 with a 2.73 goals against average and .913 save percentage in 120 games for the Coyotes during his first two seasons with the club. On Jan. 23, 2008, he signed the netminder to a three-year contract extension.

Another significant moment came when center Kyle Turris, Maloney's first draft pick as GM of the Coyotes, made his NHL debut on April 3, 2008. Turris appeared in 63 games with the Coyotes as a rookie last season, collecting 8-12-20 and ranked 2nd among Coyotes rookies in scoring and T-2nd among NHL rookies in game-winning goals (3).

Mikkel Boedker, who was selected by Maloney with the eighth overall pick in the 2008 Entry Draft, also enjoyed a successful season as he led all Coyotes rookies in goals (11), assists (17), points (28), games played (78), shots (116) and average time on ice (15:32). Boedker also represented the Coyotes at the 2009 YoungStars Game in Montreal during NHL All-Star Weekend.

Prior to joining the Coyotes in 2007, Maloney, a native of Lindsay, Ontario, spent the previous 10 seasons as a member of the New York Rangers' front office, most recently serving as the team's Vice President of Player Personnel and Assistant General Manager. He was primarily responsible for assisting Rangers President and General Manager Glen Sather in all player transactions and contract negotiations.

Maloney, 51, played a key role in the Rangers' development of several prospects into productive NHL players which recently have included Henrik Lundqvist, Petr Prucha, Fedor Tyutin and Ryan Callahan. Recognized as one of the deepest organizations in the NHL during Maloney's tenure, the Rangers' top minor league affiliate, the Hartford Wolf Pack, reached the American Hockey League playoffs in each of his 10 seasons with the club and won the league's Calder Cup Championship in 2000.

Maloney also served as Assistant General Manager for Team Canada squads that won gold medals at the 2003 and 2004 IIHF World Championships in Finland and Czech Republic, respectively.

Maloney's first front office position in the NHL was as Assistant General Manager of the New York Islanders following his retirement as a player with the club on Jan. 17, 1991. Maloney later served as Islanders' General Manager from Aug. 17, 1992 to Dec. 2, 1995. Among the players drafted by the Islanders during Maloney's tenure with the club were Todd Bertuzzi, Bryan McCabe, Zigmund Palffy, Tommy Salo and Darius Kasparaitis.

Maloney served as Eastern Professional Scout for the San Jose Sharks during the 1996-97 season prior to joining the Rangers' front office.

As a player, Maloney registered 214 goals, 350 assists and 564 points as well as 815 penalty minutes in 765 regular season games over 13 NHL campaigns with the Rangers, Hartford Whalers and Islanders. He also collected 22 goals, 35 assists and 57 points in 94 career playoff games.

Maloney spent 11 seasons with the Rangers after being selected by the club in the second round (26th overall) of the 1978 NHL Entry Draft. He helped lead the Rangers to the 1980 Stanley Cup Final by posting 20 points (7-13-20) that postseason, a playoff record for rookies at the time (since broken). Maloney played in the NHL All-Star Game in 1983 and 1984. He was named Most Valuable Player of the 1984 All-Star Game.

Maloney received the Rangers' Players' Player Award as voted by teammates on three occasions (1979-80, 1980-81, and 1986-87). He also won the Rangers' "Crumb Bum" Award for service to New York youngsters in 1984 and the team's Good Guy Award in 1981 for cooperation with the media.

BRAD TRELIVING

Assistant General Manager & General Manager, San Antonio Rampage

Brad Treliving enters his third season as Assistant General Manager and General Manager, San Antonio Rampage. He was named to the position on July 18, 2007 and works closely with General Manager Don Maloney on the day-to-day administration of the Coyotes hockey operations. He also serves as General Manager of the club's American Hockey League (AHL) affiliate, the San Antonio Rampage.

This off-season, Treliving reached a one-year ECHL affiliation agreement with the Las Vegas Wranglers. The Wranglers will serve as the Coyotes ECHL affiliate for the 2009-10 season.

In his first season as GM of the Rampage, Treliving oversaw a club that qualified for the Calder Cup Playoffs for the first time since its inaugural season of 2002-03. The Rampage finished the 2007-08 regular season with a record of 42-28-3-7 for 94 points, marking the third-highest point total ever by a Coyotes AHL affiliate.

Treliving, 40, joined the Coyotes after serving as the President of the Central Hockey League (CHL) for seven years. During his tenure, Treliving guided the CHL to remarkable growth and development. Numerous successful expansion franchises were introduced including the Arizona Sundogs in Prescott Valley who began play in a new arena in 2006-07. That season, the CHL led all North American "AA" professional hockey leagues in attendance for the sixth consecutive campaign.

Treliving co-founded the Western Professional Hockey League (WPHL) in 1996 and served as the league's Vice President and Director of Hockey Operations for five seasons. The native of Penticton, British Columbia played an integral role in the merger of the WPHL and the CHL in May 2001 upon which he began his tenure as President of the league.

Prior to his front office career, Treliving played five professional hockey seasons from 1990-91 to 1994-95 including stints with the Indianapolis Ice of the International Hockey League (IHL) and both the New Haven and Prince Edward Island Senators of the American Hockey League (AHL). The defenseman also registered 17 goals, 85 assists, and 102 points as well as 811 penalty minutes in 243 games in the East Coast Hockey League (ECHL).

Treliving, his wife Julie and daughters Ryann and Reese reside in Scottsdale.

KEITH GRETZKY

Director of Amateur Scouting

Keith Gretzky enters his fourth season as the Coyotes Director of Amateur Scouting after serving the previous five seasons as an amateur scout for the team. Gretzky is responsible for all amateur scouting and oversees the NHL Entry Draft for the franchise.

The 42-year-old Gretzky played five seasons in the International Hockey League (IHL) with the Flint Spirits, San Diego Gulls and the Phoenix Roadrunners (28-51-79 in 132 games) and two seasons in the American Hockey League (AHL) with the Rochester Americans (11-37-48 in 66 games). Gretzky also played one season in the East Coast Hockey League (ECHL) with Winston-Salem and two seasons in Europe with Kettera (Finland) and Ayr in the British Hockey League.

Prior to being drafted by the Buffalo Sabres (3rd round, 56th overall) in the 1985 NHL Entry Draft, Gretzky had a solid junior career in the Ontario Hockey League (OHL) with Brantford, Windsor, Belleville and Hamilton. His best season came in 1984-85 when he recorded 31-62-93 in 66 games with Windsor. In 298 OHL games, he collected 113-222-335.

After retiring from professional hockey in 1993, Gretzky turned to coaching and began his career behind the bench with the Tri-City Americans (WHL) as an assistant coach. After one season with Tri-City, he moved to Bakersfield where he became the head coach of the WCHL's Fog. Gretzky coached three seasons with the Fog (1995-1998) before leaving to coach the Asheville Smoke of the UHL for two seasons (1998-2000). He joined the Coyotes organization in 2001.

Keith resides in Paris, Ontario.

FRANK EFFINGER
Head Pro Scout

Frank Effinger enters his second season with the Coyotes as Head Pro Scout. He is responsible for scouting the Eastern Conference and overseeing the schedule for the Coyotes' pro scouts.

Effinger joined the Coyotes after spending the previous two seasons as a professional scout with the New York Rangers. Prior to that, he spent seven years with the Minnesota Wild as the club's Eastern Pro Scout. While with Minnesota, Effinger was influential in acquiring the likes of Dwayne Roloson, Brian Rolston and Kim Johnsson and also played a role in the team's original Expansion Draft in 2000.

Prior to his stint with the Wild, Effinger worked part-time for the Buffalo Sabres and ran the hockey program for the Rye Country Day School and Rye Ranger Youth Program in Rye, New York. From 1979 to 1990, Effinger served as head coach of the Iona College men's hockey team and finished his career with the sixth best winning percentage in college hockey history. He was inducted into the Iona College Athletic Hall of Fame in 1996.

Effinger resides in Larchmont, New York with his wife, Kristen.

SEAN BURKE
Director of Prospect Development

Sean Burke enters his second season as the Coyotes Director of Prospect Development after being named to the position on March 4, 2008. In this role, Burke assists in the development of the team's prospects at both the amateur and minor league levels. The Windsor, Ontario native is also active in the club's business operations by serving as a liaison for corporate clients and season ticket holders.

Burke, a former NHL goaltender, spent parts of five seasons with the Coyotes from 1999-2004 during his 18-year career. He appeared in 211 career games with the Coyotes, posting a record of 97-78-29 with a 2.39 GAA, a .919 SV% and 15 shutouts. He helped guide the team to the Stanley Cup playoffs during the 1999-00 and 2001-02 seasons and also represented the Coyotes in the 2001 and 2002 NHL All-Star Games. He is the franchise's career leader in GAA (2.39) and ranks 2nd in SV% (.919), and 3rd in games played (211), wins (97) and shutouts (15).

In 820 career NHL games with New Jersey, Hartford/Carolina, Vancouver, Philadelphia, Florida, Tampa Bay, Los Angeles and the Coyotes, Burke collected a record of 324-341-101-9 with a 2.96 GAA and a .902 SV%. He was also a three-time NHL All-Star and represented Canada in the 1988 and 1992 Winter Olympics. Burke made his NHL debut on March 2, 1988 with the New Jersey Devils and began his career by going 10-1-0 in his first 13 games.

Burke resides in Scottsdale and has two children: daughter Andie (15) and son Brendan (13).

STEVE LYONS

Assistant Director of Amateur Scouting

Steve Lyons returns for his seventh season with the Coyotes and his second as the Assistant Director of Amateur Scouting. Lyons is responsible for helping Keith Gretzky to oversee the amateur scouting staff and assists in the NHL Entry Draft process. From 2003 to 2005, he served as the Northeast United States Scout and from 2005-2008 he covered the United States, Canada and Europe. During his time with the Coyotes, notable staff draft picks include Peter Mueller, Kyle Turris, Daniel Winnik, Keith Yandle, Kevin Porter, Chris Summers, Chad Kolarik, Brett MacLean, Oliver Ekman-Larsson and Chris Brown.

Lyons, 47, enters his 24th year as an NHL scout. He spent the first 12 seasons with the Chicago Blackhawks (1986-1998) serving as their United States Scout. In 1988 he was instrumental in the evaluation and eventual drafting of Boston native Jeremy Roenick as the eighth overall pick. Following his stint with the Blackhawks, Lyons spent the next five years with the Colorado Avalanche (1998-2003) covering North America and Europe while serving as an Amateur Scout for the 2001 Stanley Cup Champions.

Prior to scouting Lyons played professionally in both the Atlantic Coast Hockey League (Mohawk Valley/Virginia) and the International Hockey League (Indianapolis) and attended three professional training camps – two with the Boston Bruins and one with the Calgary Flames. Lyons played collegiate hockey for the University of New Hampshire (ECAC) from 1980-1983, recording 127 points in 101 games. He also led the team in scoring (20-35-55 in 34 games) during his final season.

In 1980, the Boston native was the first high school player ever to be drafted by the Boston Bruins (6th round, 123rd overall).

Steve resides in South Easton, Massachusetts with his wife Debbie. They have three children: Kevin, Greg and Kelly, and two granddaughters, Brooke and Kendall.

CHRISTIAN RUUTTU

Head European Scout

Christian Ruuttu enters his fifth season with the Coyotes organization and third as Head European Scout, after joining the organization in January of 2005 as a European scout.

Ruuttu played nine seasons in the NHL, recording 134-298-432 and 714 PIM in 621 games played for Buffalo, Chicago and Vancouver. He also collected 4-9-13 and 49 PIM in 42 career playoff games. Ruuttu was originally drafted by Buffalo in the seventh round (134th overall) of the 1983 Entry Draft and registered 65 points on 22 goals and 43 assists as a rookie in 1986-87. His most productive campaign came the following season, when the native of Lappeenranta, Finland set career-highs in goals (26) and points (71). He also represented the Sabres at the 1988 NHL All-Star Game in St. Louis.

Following his NHL career, Ruuttu continued playing professionally in Europe until 1999. From 2000-2004, he served as General Manager of the Espoo Blues of the Finnish Pro League and was a Board Member of the Finnish Elite League.

Ruuttu resides in Helsinki, Finland with his wife, Camilla, and son, Alexander (16).

PRO & AMATEUR SCOUTS

Derek MacKinnon
Pro Scout

Rob Murphy
Amateur Scout

Barclay Parneta
Amateur Scout

Gord Pell
Amateur Scout

Keith Sullivan
Amateur Scout

David MacLean
Video Scout

ULF SAMUELSSON
Associate Coach

Former NHL defenseman Ulf Samuelsson enters his fourth season with the Coyotes organization as Associate Coach. Samuelsson joined the Coyotes from the New York Rangers organization where he served as an Assistant Coach in 2005-06 for the Rangers' top minor league affiliate, the Hartford Wolf Pack (AHL).

Samuelsson, 45, is in charge of guiding the Coyotes' defensemen and preparing practice and tactical plans. Samuelsson also oversees power play and penalty killing strategies for the team.

While with the Wolf Pack, Samuelsson also coached Hartford's defense and worked closely with former NHL head coach Jim Schoenfeld to help lead the team to the Atlantic Division Finals with a 48-24-2-6 record in 2005-06. The Wolf Pack finished the regular season with 104 points, ranking them second in the Atlantic Division, third in the Eastern Conference and sixth overall in the league.

Regarded as one of the hardest hitters the NHL has ever seen and a consistent, hard-working defenseman, Samuelsson was drafted by the Hartford Whalers (4th choice, 67th overall) in the 1982 NHL Entry Draft. He went on to play 17 NHL seasons and 1,080 career NHL games with the Hartford Whalers, Pittsburgh Penguins, Detroit Red Wings, Philadelphia Flyers and New York Rangers, registering 57 goals and 275 assists for 332 points, along with 2,453 penalty minutes. He was a member of the 1991 and 1992 Stanley Cup Championship teams in Pittsburgh and also was a member of the NHL All-Star team for Rendez-Vous '87 that competed against the Soviet Union. Samuelsson retired from the NHL in 1999-00 after playing 49 games with the Philadelphia Flyers.

A native of Fagersta, Sweden, Samuelsson represented his country in several international competitions, including three World Junior Championships in 1982, 1983 and 1984; two World Championships in 1985 and 1990, and the 1991 Canada Cup. In 1998, Samuelsson was chosen to represent Sweden at the Olympic Winter Games in Nagano, Japan. Prior to joining the National Hockey League, he played three seasons with Leksand of the Swedish Elite League.

Samuelsson and his wife Jeanette have four children: Philip, Henrik, Victoria and Adam. Phillip was drafted in the second round (61st overall) by the Pittsburgh Penguins in the 2009 NHL Entry Draft. The family spends its summers in Leksand, Sweden and resides in Scottsdale during the season.

DOUG SULLIMAN
Assistant Coach

Doug Sulliman begins his second season with the Coyotes organization as Assistant Coach.

Sulliman, 50, spent 11 years (1979-1990) as a player in the National Hockey League with the New York Rangers, Hartford Whalers, New Jersey Devils and Philadelphia Flyers. In 631 career games, Sulliman recorded 160-168-328 and 175 penalty minutes (PIM). He also collected 1-3-4 in 16 career playoff games.

In 1981-82, Sulliman enjoyed a career year for the Hartford Whalers, establishing career-highs in goals (29), assists (40), points (69), PIM (39) and games played (77). Following the 1986-87 season, he received several team awards from the Devils, including the Players' MVP, Fan Club MVP, Good Guy Award, and was the team's Masterton Trophy nominee. He also won the team's Three Star award in 1984-85.

The Glace Bay, Nova Scotia native also served as an assistant coach with New Jersey from 1990-1993, including one season as an assistant under the late Herb Brooks during the 1992-93 campaign. During Sulliman's tenure with the Devils, the team posted a regular season record of 110-101-33 and qualified for the playoffs each year.

Sulliman, a first round draft pick (13th overall) by the New York Rangers in 1979, enjoyed a standout junior hockey career with the Kitchener Rangers of the Ontario Hockey Association (OHA). In 201 career games, he registered 118-157-275 and 298 PIM.

Following his coaching stint with the Devils, Sulliman entered the business world, spending 11 years working on Wall Street and five years in the insurance industry. He also spent time as a television analyst for Devils broadcasts, calling games with Mike "Doc" Emrick during the 1995-96 season.

Sulliman and his wife, Barbara, have five daughters: Samantha, Teddy, Scarlett, Vivian and Thomason.

GRANT FUHR
Goaltending Coach

Grant Fuhr enters his fifth season as the Coyotes goaltending coach after joining the Coyotes organization on July 22, 2004. He is responsible for all duties related to the ongoing development of the goaltenders within the Coyotes organization.

Prior to joining the Coyotes, the 46-year-old Fuhr served in a similar capacity for the Calgary Flames as goaltending consultant from 2000-01 to 2001-02.

Inducted into the Hockey Hall of Fame in 2003 (his first year of eligibility), Fuhr played 19 seasons in the NHL from 1981-82 to 1999-00 with six different teams (Edmonton, Toronto, Buffalo, Los Angeles, St. Louis and Calgary). He began his career and had his greatest seasons while playing for the Edmonton Oilers from 1981-82 to 1990-91. During his time in Edmonton, Fuhr earned five Stanley Cup Championships with the Oilers (1984, '85, '87, '88, '90) and played in the NHL All-Star Game six times (1982, '84-86, '88-89). He was also named to the NHL First All-Star Team in 1988 and the NHL Second All-Star Team in 1982. In addition, Fuhr won the Vezina Trophy as the NHL's best goaltender once (1988) and finished as a runner-up several times.

In 868 regular season games in his illustrious NHL career, Fuhr compiled a 403-295-114 record, 25 shutouts and a 3.38 goals against average (GAA). The Spruce Grove, Alberta native ranks 9th on the NHL's all-time wins list with 403. Fuhr also ranks 6th on the NHL's all-time games played list with 868.

During the playoffs, Fuhr collected a 92-50 record, six shutouts and a 2.92 GAA in 150 career games. In NHL history, only Patrick Roy has more playoff wins than Fuhr's 92. Fuhr also ranks 3rd on the NHL's all-time goaltending list in postseason games played with 150.

Fuhr's best season came in 1987-88 when he led the NHL in games played (75), minutes (4,304), wins (40) and shutouts (4). Fuhr's play that season earned him the Vezina Trophy and he finished as runner-up to teammate Wayne Gretzky for the Hart Trophy as the NHL's most valuable player. Later that season, Fuhr led the Oilers to their fourth Stanley Cup championship in five seasons with an incredible record of 16-2 and a 2.90 GAA in 19 playoff games.

In 1995-96 while with St. Louis, Fuhr established a new NHL record for games played in one season by a goaltender, playing in 79 of 82 games and surpassing his previous NHL record of 75 games set in 1987-88 while with Edmonton. Fuhr started an amazing 76 straight games in '95-96, setting an NHL record for consecutive starts in one season by a goaltender. Two seasons earlier, Fuhr shared the William M. Jennings Trophy (awarded to the goaltending tandem with the NHL's lowest goals against) with teammate Dominik Hasek while with the Buffalo Sabres in 1993-94. Fuhr was originally drafted by Edmonton in the first round (8th overall) of the 1981 Entry Draft.

Fuhr is an avid golfer and competes regularly in celebrity tournaments. He finished second in the 2007 American Century Celebrity Golf Championship at Lake Tahoe and third in 2008.

Grant and his wife Candice have four children. They reside in Scottsdale with their daughter Kendyl.

STEVE PETERS
Video Coach

Steve Peters returns for his 13th season with the Coyotes as the team's video coach. He joined the Coyotes after serving as the Executive Director of the Hobey Baker Memorial Award, given annually to the top player in United States Collegiate Hockey.

The Bemidji, Minnesota native is responsible for all of the video needs of the Coyotes' coaching staff. Included in his duties are pre-scouting upcoming opponents, assisting the coaches in breaking down and analyzing game film for motivational and educational purposes, and reviewing game film with Coyotes players.

Peters, 41, is a graduate of the University of North Dakota where he was a three-time letter winner for the Fighting Sioux hockey team and a member of the 1987 NCAA Championship team.

Steve has a son named Jackson and resides in Scottsdale.

JASON SERBUS
Head Athletic Trainer

Jason Serbus enters his second season with the Coyotes as Head Athletic Trainer.

Serbus, 34, joined the Coyotes after spending three seasons as the assistant athletic trainer for the Tampa Bay Lightning where he aided in all medical and training operations. Prior to his stint in Tampa Bay, Serbus spent four seasons with the Pensacola Ice Pilots of the East Coast Hockey League (ECHL). While with Pensacola, Serbus had the honor of being selected as athletic trainer for the Western Conference at the 2004 ECHL All-Star Game. In 2003 he was named "Athletic Trainer of the Year for Professional Sports" by the Athletic Trainers' Association of Florida. Serbus also served as the athletic trainer for the USA Hockey Men's National Team during the 2009 IIHF World Championships in Switzerland.

A native of Bird Island, Minn., Serbus has worked with Eisbaren Berlin, the University of Wisconsin-River Falls, the Central Texas Stampede of the Western Professional Hockey League and served as a staff and clinical athletic trainer at NovaCare Rehabilitation and Sports Medicine in Florida for four years. He has also been chosen to work with USA Hockey's U-17 national team on four occasions.

Serbus, who is a certified member of the National Athletic Trainers' Association and a member of the Professional Hockey Athletic Trainers Society, earned his Bachelor of Science degree in Biology from the University of Wisconsin-River Falls and a Master of Arts degree in Physical Education /emphasis in Exercise Physiology from the University of Northern Colorado.

Jason and his wife Paula have a son named Garrett. The family resides in Phoenix.

JOHN BERNAL
Assistant Athletic Trainer

John Bernal enters his second season as Assistant Athletic Trainer of the Phoenix Coyotes after spending the last four seasons with the club's American Hockey League affiliates, the San Antonio Rampage and Utah Grizzlies. Bernal assists Head Athletic Trainer Jason Serbus in handling all medical and health care needs of the players.

Bernal started his professional hockey career with the Texas Wildcatters of the East Coast Hockey League (ECHL) in 2003. Previously, he served as head athletic trainer for Lake Superior State University's hockey, softball and volleyball teams from 2001–03. He also served as Arizona State University's athletic trainer for the school's PAC-10 Championship wrestling team and assisted with the Sun Devils' football team from 2000–01.

Bernal is a certified member of the National Athletic Trainers Association and is a member of the Professional Hockey Athletic Trainers Society. He received his bachelor's degree in sports medicine from Central Michigan University in 1999 and obtained a master's in administration and supervision from Arizona State University in 2001.

John and his wife Susan have two children: Madison and Jackson.

TEAM DOCTORS

Dr. Bob Luberto
Team Internist

Dr. Gary Waslewski
Orthopedic Surgeon

Dr. Doug Freedberg
Orthopedic Surgeon

Dr. Lawrence Emmott
Team Dentist

Dr. Ron Foeldi
Team Dentist

MIKE BAHN

Strength and Conditioning Coordinator

Mike Bahn enters his fifth season as the Coyotes Strength and Conditioning Coordinator. Bahn is responsible for the team's overall strength and conditioning programs throughout the season. In addition, he works directly with Coyotes athletic trainers Jason Serbus and John Bernal and team doctors in the rehabilitation of all injured players. Bahn also plays an important role in the planning and implementation of the off-season conditioning programs of all players in the organization.

Bahn joined the Coyotes from the Arizona Diamondbacks (MLB) where he served as Minor League Strength and Conditioning Coordinator (2002-2005). He was responsible for developing and implementing spring training, in-season and off-season programs for the club's six minor league affiliates. Bahn also worked with the Major League team during spring training and periodically throughout the season with their injured players.

Prior to that, Bahn served as adjunct faculty at the University of Puget Sound's Exercise Science Department for four years, teaching Biomechanics and serving as the strength & conditioning coach for the men's basketball team. He also served four years as the Director of Exercise Programs at a Physical Therapy Clinic in Puyallup, Washington.

Bahn is a certified strength and conditioning specialist, performance enhancement specialist and sports performance coach. He received his Master of Science degree in Biomechanics from Western Washington University in 2001. During his time at WWU, he also served as director of the University's club hockey team. He earned his Bachelor of Science degree in Exercise Science in 1993 from the University of Puget Sound.

Mike and his wife Laura live in Phoenix.

JUKKA NIEMINEN

Massage Therapist

Jukka Nieminen brings his expertise as a massage therapist to the Coyotes dressing room for the 16th consecutive season.

A native of Espoo, Finland, Nieminen has also worked as a massage therapist with professional basketball, hockey, and track and field athletes in Finland.

A valuable member of the team's medical staff, Nieminen's responsibilities with the Coyotes include preparing the players for games and practices, and working with players to ensure that injuries are prevented by properly tuning and relaxing the muscles used by hockey players.

Nieminen had the honor of representing his native country as the massage therapist for Team Finland's hockey team at the 2002 Olympic Winter Games in Salt Lake City.

Jukka and his daughters Alexandra and Caroline live in Scottsdale.

STAN WILSON
Head Equipment Manager

Stan Wilson returns for his 20th season with the Coyotes organization and 14th season as Head Equipment Manager.

The Melfort, Saskatchewan native began his career as an equipment manager in 1980 with the Junior B Melfort TM's. He joined the Prince Albert Raiders of the Western Hockey League (WHL) for the 1982-83 season, enjoying a Memorial Cup championship in 1985. Wilson then joined the Winnipeg Jets in 1990 as an equipment manager and has been with the organization ever since.

In 2007, Wilson won a gold medal as the Head Equipment Manager of Team Canada at the World Championships in Russia. Wilson was also Head Equipment Manager of the gold-medal winning Canadian squad at the 2003 World Championships in Finland. In 1997, Wilson represented the Coyotes as one of the equipment managers for the NHL All-Star Game in San Jose.

Stan and his wife Shelly have a son, Denver, and a daughter, Colby. The family resides in Phoenix.

TONY SILVA
Equipment Manager



Tony Silva begins his 12th season with the Coyotes organization as Equipment Manager.

Silva joined the Coyotes from the San Jose Sharks, where he served three seasons as an Equipment Manager. Prior to that, the 37-year-old native of San Jose, California worked four seasons as a visiting locker room attendant.

Before getting involved with hockey, Silva served six seasons as an Equipment Manager for the San Jose Earthquakes of the Western Soccer League. He also spent two seasons with the San Francisco Bay Blackhawks of the American Professional Soccer League.

Tony has three children: Dominik, Landon and Ashtyn. The family resides in Glendale.

JASON RUDEE
Assistant Equipment Manager

Jason Rudee returns for his ninth season with the Coyotes after working seven seasons with the San Jose Sharks as the team's assistant equipment manager and equipment transportation specialist.

The 36-year-old Rudee splits his duties between assisting the Coyotes equipment staff with the day-to-day equipment and locker room maintenance, and serving as the visiting dressing room manager. Rudee manages the visiting team's equipment upon arrival and assists the visiting team's equipment manager with all of his needs while in town.

Jason, his wife Jeannette and their daughters Haley and Hannah reside in Cave Creek.

JEFF HOLBROOK

Executive Vice President, Chief Communications Officer

Jeff Holbrook enters his fifth season with the Coyotes after joining the organization on January 3, 2006. As Executive Vice President and Chief Communications Officer (CCO), Holbrook oversees various aspects of the Coyotes business operations, including the Fan Development, Youth Hockey, Media Relations, Community Relations, Corporate Communications, News Content and Coyotes Charities departments. He is also the club's direct liaison with WDG Enterprises (Wayne Gretzky's charitable and business ventures).

Prior to the 2008-09 season, Holbrook implemented the Coyotes' News Content Department, a groundbreaking initiative which allowed the Coyotes to create, edit and distribute news content to various local media outlets. The information is distributed in a variety of mediums, including print, internet, video, and audio formats, resulting in increased media coverage for the organization. The Fan Development program that Holbrook oversees has introduced over 10,000 kids to the sport of hockey during the past three years through numerous Coyotes-funded programs. These programs include a physical education program in local schools that introduces students to floor hockey and the Kids First Hockey initiative, which offers the chance for youth throughout the state to try hockey for four weeks at no cost to parents.

Holbrook is also a member of the Coyotes Charities executive board, serving as the direct supervisor to the executive director. Under Holbrook's leadership, Coyotes Charities doubled its income from 2005 to 2009, enabling it to increase the amount of grants to local non-profit organizations. In 2008, Coyotes Charities donated $50,000 to sponsor a trip to the 2009 Special Olympics World Winter Games for the Flagstaff Mountaineers Unified Floor Hockey Team, who represented the United States in the floor hockey category in February of 2009.

As a member of the Coyotes' executive management team, Holbrook has played an integral role in several business and operations initiatives, such as serving on the team's "Going Green" committee to help the organization reduce its impact on the environment. He also assisted in the negotiations of a unique sponsorship agreement with PGA TOUR golfer Jeff Quinney in a deal that saw Quinney wear the Coyotes logo on his shirt during 2008 PGA events. During Holbrook's tenure with the Coyotes executive management team, Jobing.com Arena has become a premiere concert and entertainment venue, annually hosting some of the world's biggest acts in music.

Prior to coming to Phoenix, Holbrook spent 19 years as a member of the Buffalo Sabres organization, including eight seasons in the role of Administrative Assistant Coach. After joining the Sabres in 1992 as the club's Media Relations Assistant, he held many positions in the team's front office and consistently progressed in the organization as Director of Public Relations and Director of Team Operations prior to joining the coaching staff. His hockey department duties included overseeing the administrative operations of the scouting department, contract research, and arbitration preparation. He was also instrumental in the implementation of the Sabres' cutting-edge hockey department video operations. On the business operations side, he oversaw the public relations initiatives of the construction and opening of Marine Midland Arena (now HSBC Arena) and the Sabres uniform change. Before joining the Sabres, Holbrook was with the Rochester Americans of the American Hockey League for five seasons in a variety of capacities, including marketing, advertising, and ticket sales.

Holbrook received his Bachelor of Arts Degree in Communications in 1988 from St. John Fisher College in Rochester, NY and was named Who's Who Among American College Students. His outstanding collegiate athletic career included competing in football, baseball and hockey. He was selected as a three-time football All-American at wide receiver and was named 1986 Offensive Player of the Year by the National Collegiate Football Association. Holbrook was inducted into the St. John Fisher College Athletic Hall of Fame in 1996.

Holbrook, a native of Dansville, NY, is a Board Member of Special Olympics Arizona. He is also active with the Genesee Valley Rotary Camp for children with handicaps and disabilities, as well as the D.A.D. Project at Banner Children's Hospital, which offers counsel to new fathers. He is an avid runner and has competed in the San Diego Marathon with "Team in Training," a fund raising effort for cancer research.

Jeff and Michele Holbrook have two children: a daughter, Findlay (10), and son, Cavanaugh (8).

MIKE NEALY

Executive Vice President, Chief Marketing Officer

Michael Nealy enters his fifth season with the Coyotes after joining the organization from the Minnesota Wild on January 30, 2006. As Executive Vice President, Chief Financial Officer, Nealy oversees treasury, finance and accounting, legal, information technology, human resources and the box office operations for the Phoenix Coyotes and Jobing.com Arena. He also serves as Treasurer on the board for Coyotes Charities.

Prior to his move to Phoenix, Nealy spent four years with the Wild and Minnesota Sports & Entertainment where he served as Vice President of Finance and Corporate Controller. Before working in the sports industry, Mike worked in both private and public companies. Nealy spent 13 years with the Deluxe Corporation/eFunds where he held a variety of management and financial leadership positions including Senior Financial Analyst and Director of Planning and Analysis at the corporate level. Additionally, he served as Corporate Controller of a wholly-owned subsidiary of Deluxe in Columbus, Ohio, and as Chief Financial Manager of a subsidiary in Milwaukee, Wisconsin.

A Minnesota native, Nealy earned Bachelor of Science in Business (BSB-1987) and Master of Business Administration (MBA-1993) degrees from the University of Minnesota's Carlson School of Management. In his spare time, he enjoys golfing, swimming, running (he has completed 11 marathons) and traveling. He has coached youth football, is a basketball referee, and has traveled to China, Estonia and Latvia for volunteer activities. Nealy is an Honorary Commander alumni at Luke Air Force Base, serves on the Audit Committee for the Fighter Country Partnership Board and serves as Treasurer and Finance Committee Co-Chair for the Board of Directors in the Arizona chapter of The Partnership for a Drug Free America.

He and his wife, Brenda, have a daughter, Regan (8), and a son, Simon (4). The family currently resides in Phoenix.

PHOENIX COYOTES STAFF

Cheryl Taylor
Executive Assistant to the President

Gail Avisar
Executive Support/Legal & Risk Managment Coordinator

Chris O'Hearn
Director of Hockey Administration

Kimberly Trichel
Manager of Hockey Administration

Rick Braunstein
Manager of Team Services

Jim O'Neal
Team Services Coordinator/Security

Doug Cannon
Director of Broadcasting

Sergey Kocharov
Director of Media Relations

Rob Crean
Manager of Communications

Sarah Finecey
Director of Community Services & Fan Development

Scott Storkan
Manager of Hockey Development

Maggie Goble
Coyotes Charities Coordinator

PHOENIX COYOTES STAFF

Dave Vest
Vice President of
News Content

Stacey Cohen
Vice President of Marketing

Ted Santiago
Director of
Advertising & Media

Michael Sharer
Manager of New Media

Scott Jenner
Manager of
Creative Services

Kelly Gladden
Production Artist

Gannon Hubler
Video Production Manager

Rachel Regnier
Producer/Editor

Sean Callahan
Video Graphic Designer

Paul Prose
Event Presentation Manager

Cassandra Clark
Event Producer

Colin Kelly
Video Production
Coordinator

Craig Boston
Corporate Partnerships
Account Executive

Brittany Grant
Corporate Partnerships
Account Executive

Jenni Hansen
Corporate Partnerships
Account Executive

Tim Parzybok
Corporate Partnerships
Account Executive

Dana Repp
Corporate Partner &
Luxury Suite Manager

Ryan Bates
Corporate Partner &
Luxury Suite Manager

Sara Morales
Corporate Partner &
Suite Service Coordinator

Mike Briody
Director of Suite Sales

Rich Egan
Premium Sales Manager

Dave Paris
Premium Sales Manager

Shawn Doss
Premium Sales Manager

Greg Fombelle
Premium Sales Executive

Lindsay Kray
Premium Seating
Service Coordinator

Doug Vanderheyden
Director of Ticket Operations

Josh Simon
Ticket Operations Manager

Ashley Ogline
Ticket Operations
Coordinator

Jakub Jaroszewicz
Ticket Operations
Group Coordinator

David Burke
Sr. Director of Ticket Sales

Jackie Johnson
Director of
Customer Service

Rod Emmons
Ticket Sales Manager

Melanie Asay
Group Sales
Account Executive

Katlyn Duchow
Group Sales
Account Executive

Karla Moreno
Group Sales
Account Executive

Ashley Munroe
Group Sales
Account Executive

PHOENIX COYOTES STAFF

Abel Arriaga
Business Development Executive

Justin Brickner
Business Development Executive

Monica Leyba
Database Marketing Manger

Kyle Stephenson
Database Marketing Coordinator

Andrew Malek
Business Development & Service Representative

Sean Sanford
Business Development & Service Representative

Matt Johnson
Business Development & Service Representative

Brian Goodheart
Account Executive

Ian Winklmann
Account Executive

Danielle Chelette
Account Executive

Ian Chernisky
Account Executive

Sean Ream
Account Executive

Chris Reaves
Account Executive

Joe Simler
Account Executive

Joe Leibfried
Vice President of Finance and Controller

Burlenti Shaban
Assistant Controller

Stephanie Johnson
Senior Accountant

John Dickey
Purchasing Manager

Kathy Kelly
Accounts Payable Administrator

Marie Welsh
Payroll Administrator

Steve Weinreich
Vice President, General Counsel

Julie Atherton
Vice President of Human Resources

Jay Gaskin
Sr. Director of IT

Kevin Whitaker
Sr. IT Systems Engineer

Tricia Provost
Receptionist

JIM FOSS

Senior Vice President & General Manager – Jobing.com Arena

Jim Foss is in the midst of his fourth year as Senior Vice President & General Manager of Jobing.com Arena. Foss is an employee of the Phoenix Coyotes and is responsible for the day-to-day oversight of Jobing.com Arena including booking and marketing of events and concerts, building operations including engineering, ice maintenance, conversions and housekeeping, security, guest services, and parking. In addition, the 45-year-old Foss works very closely with Aramark Food and Beverage and FMI merchandise.

Prior to joining the organization, Foss spent 16 years in various facets of the arena industry including stops in West Palm Beach, Fla., Worcester, Mass., Harford, Conn., and Bakersfield, Calif.

Foss has a Sports Management Degree from the University of Massachusetts – Amherst. He served in the US Military from 1983 to 1986 and received an Honorable Discharge from the United States Navy as a Quartermaster Petty Officer 3rd Class.

Jim and his wife Maureen reside in Arrowhead Ranch with their daughter Caitlyn and son Connor.

ARENA MANAGEMENT GROUP

Sean Saadeh
Executive Director of Booking

Richelle Polello
Executive Director of Ticket Operations

Paul Serbic
Director of Guest Services

Jeff Jones
Director of Parking & Traffic

Sam Cornejo
Arena Director of Security & Safety

Nick Gaydos
Facility Security Shift Supervisor

Norma Hampton
Facility Security Shift Supervisor

Dave Hurni
Facility Security Shift Supervisor

Megan Curdy
Arena Marketing & Publicity Manager

Leslie Himley
Arena Marketing & Publicity Manager

Sean Langer
Director of Facility Operations

Brian Schomaker
Facilities Operations Manager

ARENA MANAGEMENT GROUP

Chad Carroll
Operating Engineer

Tom Harder
Operating Engineer

Marcus Rahn
Operating Engineer

Jim Walker
Operating Engineer

Jim Howard
Production Engineer

Jason Selner
Production Engineer

Kyle Olsen
Director of Events

Liz Ellis
Event Scheduler

Neil Rosenbaum
Production Manager

Nick Cotsilis
Ice Technician

Joaquin Lucio
Conversion Crew Supervisor

Justin Czarnecki
Conversion Crew Lead

Don Jacobson
Conversion Crew Lead

Rogelio Vega
Conversion Crew Lead

Michelle Padilla
Housekeeping Supervisor

DAVE STRADER
Television Play-By-Play Announcer

Dave Strader enters his third season as the Coyotes' television play-by-play announcer after joining the organization on July 2, 2007. Strader possesses a wealth of broadcast experience, having worked NHL and Olympic hockey games for ESPN, ABC, NBC, FOX, and VERSUS throughout his career.

Last season, in addition to his national broadcast work during the regular season and playoffs on NBC and VERSUS, Strader served as the play-by-play announcer for NBC's broadcast of the historic 2009 NHL Winter Classic between the Detroit Red Wings and Chicago Blackhaws at Wrigley Field on New Year's Day.

For the last four seasons, Strader has provided play-by-play calls of NHL telecasts on both NBC and VERSUS (OLN in 2005-06), describing regular season games and playoff contests. He has also provided play-by-play of the NHL All-Star Game and Stanley Cup Finals for NHL International broadcasts since 1997. Dave was one of the hockey play-by-play commentators at the 2006 Winter Olympic Games in Torino for NBC and was also the television play-by-play announcer for the Florida Panthers for two seasons before joining the Coyotes.

Strader was a play-by-play announcer for NHL telecasts on ESPN from 1996 through 2004. Strader's NHL experience also includes announcing for national ABC and FOX network telecasts and 11 seasons as the television play-by-play voice for the Detroit Red Wings beginning in 1985.

Strader, a native of upstate New York, began his broadcasting career with the Adirondack Red Wings of the American Hockey League (AHL), serving as the team's radio announcer and public relations director from 1979 to 1985. Twice honored by the New York Broadcasters Association for excellence in play-by-play broadcasting, he was also named the AHL's top public relations professional in 1984.

While hockey has been his primary focus, Strader has also called men's and women's college basketball games as well as WNBA and NBDL games for ESPN.

Strader earned a Bachelor of Arts in Communications Studies at the University of Massachusetts while working at the college radio station for four years.

He and his wife Colleen have three sons: Christopher and twins Casey and Trevor.

BOB HEETHIUS
Radio Play-By-Play Announcer

Bob Heethuis returns for his 12th season as a member of the Coyotes' radio team and his fifth season as radio play-by-play announcer. For seven seasons, "Heeter" served as the studio host for all Coyotes radio broadcasts as well as the "Coyotes Wrap-Up Show" – a post-game call-in show heard on KDUS AM-1060 – now The FAN 1060 - with interviews, highlights and analysis.

Prior to becoming the Coyotes' radio play-by-play announcer, Heethuis could be heard on the air on KDUS AM-1060 during the week updating listeners with news on the Coyotes and the rest of the sports world. He also hosted "Coyotes Weekly" – an hour-long Coyotes magazine show on KDUS AM-1060.

Currently in his 25th year of professional hockey broadcasting, the 48-year-old native of Muskegon, Michigan previously worked as the radio play-by-play voice for the International Hockey League's Muskegon Lumberjacks and Phoenix Roadrunners from 1984 to 1997. Throughout his 13-year career in the IHL, Heethuis had the opportunity to call over 1,000 regular and postseason games while earning IHL Broadcaster-of-the-Year honors in 1994-95.

Heethuis received a Bachelor of Arts Degree in Telecommunication from Michigan State University in 1983. While at MSU, he began his sports broadcasting career by calling Spartans' hockey, baseball and basketball games.

Bob and his wife, Malissa, reside in Tempe.

TYSON NASH
Radio Color Announcer

Tyson Nash enters his second season as radio color analyst for the Coyotes after being named to the position on Sept. 11, 2008.

The 34-year-old Nash played eight years in the NHL with St. Louis and Phoenix, recording 27-37-64 and 673 penalty minutes (PIM) in 374 games. He also appeared in 23 career playoff games. Nash was originally drafted by the Vancouver Canucks in the 10th round (247th overall) of the 1994 NHL Entry Draft and made his NHL debut on April 3, 1999 with the St. Louis Blues. In 1999-00, Nash was a member of the Blues' Presidents' Trophy-winning club, which posted an NHL-best 51-20-11-1 record.

Nash played for the Coyotes during the 2003-04 and 2005-06 seasons and was the recipient of the team's Man of the Year Award in 2004 for his involvement in the Phoenix community. A native of Edmonton, Alberta, Nash enjoyed a standout junior hockey career with the Kamloops Blazers of the Western Hockey League (WHL) where he won three Memorial Cup Championships and was a teammate of Coyotes Captain Shane Doan. Nash and Doan helped lead Kamloops to back-to-back Memorial Cup Championships in 1994 and 1995 while Nash was also a part of Kamloops' 1992 Memorial Cup-winning team.

Nash and his wife, Kathy, reside in Scottsdale with their daughters, Madison and Georgia, and their son, Ty.

TODD WALSH
Television/Radio Host

Todd Walsh returns to the Coyotes broadcast team for his 13th season as radio host and 10th as television host.

Walsh joined the Coyotes radio broadcast team in 1996 when the Coyotes announced their partnership with KDKB and KDUS (now The FAN AM 1060). He served as KDKB's sports director from 1993 to 2006.

In 2001, Walsh began as the full-time sidelines reporter for FSN Arizona, working Arizona Diamondbacks games. He also serves as Fox's pre-game show host for both Coyotes and Diamondbacks games. Walsh is a four-time Rocky Mountain Emmy Award winner for his work on both Phoenix Coyotes and Arizona Diamondbacks broadcasts.

Walsh also worked five years (1988-93) at KTAR as a sports reporter, talk show anchor and co-host of the pre and post-game radio broadcasts for the Phoenix Suns and Arizona Cardinals. From 1991-93, the versatile Walsh also served as the color commentator for Cardinals games.

From 1988-91, he worked as the play-by-play announcer for the Phoenix Firebirds (PCL). In 1987, the Rochester, New York native also called Tucson Toros games and Arizona Ice Cats hockey games.

Walsh graduated from the University of Arizona in 1986 with a Fine Arts degree in radio and television. Following graduation, Walsh served as the pre and post-game radio host for Wildcats football and basketball games and hosted a radio talk show.

Todd and his wife Janet reside in Phoenix.

PLAYERS

ADRIAN AUCOIN

33

Defense
6'2" • 212

Shoots:
Right

Born:
July 3, 1973,
Ottawa, Ontario

Age:
36 (37 on 7/3/10)

Acquired:
Signed as a free agent,
July 2, 2009

Drafted:
Vancouver's 7th choice (5th round, 117th overall) in 1992 Entry Draft

Career vs. NHL

TEAM	GP	G	A	PTS	PIM
ANA	32	4	7	11	20
ATL	18	1	7	8	14
BOS	22	2	3	5	12
BUF	23	2	9	11	20
CGY	38	6	9	15	28
CAR	21	2	5	7	22
CHI	27	3	4	7	12
COL	47	9	9	18	36
CBJ	22	4	3	7	16
DAL	32	3	9	12	18
DET	40	3	9	12	38
EDM	49	10	10	20	45
FLA	23	3	14	17	26
L.A.	30	3	10	13	16
MIN	19	1	7	8	10
MTL	26	5	4	9	14
NSH	32	6	8	14	23
N.J.	27	1	4	5	12
NYI	11	2	8	10	12
NYR	26	2	6	8	16
OTT	24	4	7	11	20
PHI	30	4	9	13	22
PHX	29	3	6	9	21
PIT	25	4	11	15	20
STL	37	4	7	11	23
S.J.	39	2	14	16	32
T.B.	24	3	10	13	22
TOR	29	4	9	13	16
VAN	24	3	4	7	20
WSH	25	5	6	11	21
TOTALS	**851**	**108**	**228**	**336**	**627**



2008-09 Played in 81 games for the Flames, recording 10-24-34 and 46 PIM...Ranked 2nd among Calgary defensemen in goals (10), assists (24), points (34), shots (126) and ice time (22:17) …Finished with four multi-point games…12 of his 34 points came on the power play (3-9-12)…Collected three assists at TOR, Mar. 14…Scored the GWG in OT at MIN, Feb. 19…Recorded a career-high seven-game point streak (2-6-8) from Jan. 15-Feb. 2 and a career-high five-game assist streak (0-6-6) from Jan. 15-28…Collected two assists vs. CBJ, Jan 21…Scored the GWG vs. OTT, Dec. 27…Recorded 1-1-2, scored the GWG and was a plus-three vs. COL, Nov. 18…Scored his 100th career NHL goal on Nov. 21 at LA…**2009 Playoffs:** Appeared in all six of Calgary's playoff games vs. CHI…Recorded 2-1-3, two PIM and 11 SOG…Scored a goal on his only shot of the game vs. CHI in Game 4 win, Apr. 22…Scored a goal in Game 2 at CHI, Apr. 18.

CAREER NOTES **2007-08:** Appeared in 76 games for Calgary, registering 10-25-35 and 37 PIM…Finished 2nd among Flames defensemen in goals, assists and points, ranked 3rd on the team in plus/minus (+13) and 5th in PPG (5)…Finished 26th among NHL defensemen in takeaways (35) and T-29th in shooting percentage (8.3%)…Registered his 300th career point (assist) on Mar. 25 vs. VAN…Recorded his 200th career assist on Feb. 20 at DAL…Scored the GWG at COL, Nov. 24…Played in his 700th career NHL game on Oct. 16 CGY at COL…Registered his first point as well as his first multi-point game as a Flame (0-2-2) on Oct. 13 at NSH…**2008 Playoffs:** Played in all seven playoff games vs. SJ, recording 0-3-3, four PIM and a team-high +3…Collected two assists in Game 7 loss to SJ, Apr. 22…**2006-07:** Played in 59 games as the Chicago Blackhawks captain, registering 4-12-16 and 50 PIM…Collected three GWGs, two of which were PPGs…Scored the GWG vs. STL, Feb. 25…Recorded the GWG and was +2 at VAN, Feb. 7…Scored the GWG vs. COL, Dec. 17…Registered five SOG at VAN, Nov. 19…Missed 21 games due to groin injury…**2005-06:** Appeared in 33 games for Chicago, collecting 1-5-6 and 38 PIM…Was named the 32nd captain in Blackhawks history…Missed 49 games due to injuries…Scored his first goal for Chicago on Nov. 1 at DET…**2004-05:** Played in 14 games for MoDo (Sweden), collecting 2-4-6…Played in six playoff games for MoDo…**2003-04:** Played in 81 games, collecting 13-31-44 and 54 PIM for the NY Islanders…Registered a career-high 44 points…Finished 5th in voting for the Norris Trophy…Appeared in the 2004 NHL All-Star Game and scored a goal…Ranked T-3rd among NHL blue liners and ranked 7th overall with a team-best +29 rating…Ranked 5th on the Islanders in scoring…Ranked 3rd in the NHL in total TOI (2,157:05) and 4th in the NHL in TOI/game (26:37)…Finished with nine multi-point games…Named NHL Defensive Player of the Week for the week of Nov. 3…**2004 Playoffs:** Appeared in five playoff games for the Islanders vs. TB…**2002-03:** Collected 8-27-35 and 70 PIM in 73 games for the NY Islanders…Ranked 2nd in NHL in average TOI (29:00)…Collected six multi-point games…Logged 40:51 TOI vs. WSH, Oct. 12…**2003 Playoffs:** Appeared in five playoff games vs. OTT, recording 1-2-3…**2001-02:** Played in 81 games for the NY Islanders, registering 12-22-34 and 62 PIM…Registered five multi-point games…Ranked 2nd in NHL in TOI/game (28:53)…Posted a team best +23 rating…Logged 40:32 TOI on Mar. 19 at TOR…**2002 Playoffs:** Collected seven points (2-5-7) in seven playoff games vs. TOR…**2000-01:** Split the season with Vancouver and Tampa Bay, registering 28 points (4-24-28) in 73 games…Ranked 2nd on Tampa Bay in TOI (19:59)…Tied a franchise record for assists in a game (4) and in a period (3) on Feb. 3 at NYI…**1999-00:** Played in 57 games for Vancouver, recording 10-14-24…Won the Hardest Shot Award at the Canucks' skills competition…Missed 20 games with a finger injury…Compiled a four-game goal streak (4-1-5) from Dec. 4-22…**1998-99:** Appeared in all 82 games for Vancouver, collecting 34 points (23-11-34) and 71 PIM…His 18 PPGs tied Denis Potvin's all-time single season NHL record for most PPGs by a defenseman (1975-76)…Named top Canucks' defenseman…Won Canucks' Unsung Hero Award…Broke team record and led the NHL in goals by a defenseman…Recorded a four-game goal streak from Oct. 27-Nov. 7…Tallied three GWGs and two SHGs…**1997-98:** Appeared in 35 games for Vancouver, tallying 3-3-6 and 21 PIM…**1995-96:** Registered 18 points (4-14-18) in 49 games for Vancouver…Appeared in 29 games for Syracuse (AHL) and collected 5-13-18…**1996 Playoffs:** Played in six playoff games and registered two PIM…**1996-97:** Played in 71 games for Vancouver, registered 5-16-21 and 63 PIM…**1994-95:** Scored a goal in his first and only regular season NHL game for Vancouver, May 5 at San Jose while making his NHL debut… In 71 games for Syracuse (AHL), collected 13-18-31…**1995 Playoffs:** Appeared in four playoff games for Vancouver and registered 1-0-1.

INTERNATIONAL CAREER **1994:** Represented Canada and appeared in four games during the 1994 Winter Olympics…**1992-94:** Played for the Canadian National Team.

PERSONAL Lists Led Zeppelin as his favorite musician…Supports Teammates for Kids charity organization…His favorite TV show is Entourage and favorite NHL road city is Chicago…Other favorites include: John Candy (actor); Sushi (food); Disney World (vacation spot).

Pack Fact
Recorded career-long assist (five games) and point (seven games) streaks last season, his 14th year in the NHL.

CAREER RECORD

			REGULAR SEASON									PLAYOFFS				
SEASON	TEAM	LEAGUE	GP	G	A	PTS	PP	SH	GW	+/-	PIM	GP	G	A	PTS	PIM
1993-94	Hamilton	AHL	13	1	2	3	-	-	-	-	19	-	-	-	-	-
1994-95	Vancouver	NHL	1	1	0	1	0	0	0	1	0	4	1	0	1	0
	Syracuse	AHL	71	13	18	31	-	-	-	-	52	-	-	-	-	-
1995-96	Vancouver	NHL	49	4	14	18	2	0	0	8	34	6	0	0	0	2
	Syracuse	AHL	29	5	13	18	-	-	-	-	47	-	-	-	-	-
1996-97	Vancouver	NHL	70	5	16	21	1	0	0	0	63	-	-	-	-	-
1997-98	Vancouver	NHL	35	3	3	6	1	0	1	-4	21	-	-	-	-	-
1998-99	Vancouver	NHL	82	23	11	34	18	2	3	-14	77	-	-	-	-	-
1999-00	Vancouver	NHL	57	10	14	24	4	0	1	7	30	-	-	-	-	-
2000-01	Vancouver	NHL	47	3	13	16	1	0	0	13	20	-	-	-	-	-
	Tampa Bay	NHL	26	1	11	12	1	0	0	-8	25	-	-	-	-	-
2001-02	NY Islanders	NHL	81	12	22	34	7	0	1	23	62	7	2	5	7	4
2002-03	NY Islanders	NHL	73	8	27	35	5	0	1	-5	70	5	1	2	3	4
2003-04	NY Islanders	NHL	81	13	31	44	4	0	2	29	54	5	0	0	0	6
2004-05	Modo	Sweden	14	2	4	6	-	-	-	-	32	6	1	0	1	16
2005-06	Chicago	NHL	33	1	5	6	1	0	0	-13	38	-	-	-	-	-
2006-07	Chicago	NHL	59	4	12	16	2	0	3	-22	50	-	-	-	-	-
2007-08	Calgary	NHL	76	10	25	35	5	0	1	13	37	7	0	3	3	4
2008-09	Calgary	NHL	81	10	24	34	3	0	3	-8	46	6	2	1	3	2
NHL TOTALS			**851**	**108**	**228**	**336**	**55**	**2**	**16**	**20**	**627**	**40**	**6**	**11**	**17**	**22**

CAREER HIGHLIGHTS

MOST GOALS/GAME:
2 – 5 times
(last 4/2/04 at CAR#)

MOST ASSISTS/GAME:
4 – 3/3/01 at NYI^

MOST POINTS/GAME:
4 – 3/3/01 at NYI^

MOST PIM/GAME:
7 – 12/27/96 at PHX*

MOST SHOTS/GAME:
9 – 2 times
(last 1/15/04 at OTT#)

LONGEST GOAL STREAK:
4 games -12/4/99-12/22/99*

LONGEST ASSIST STREAK:
5 games – 1/15/09 – 1/28/09‡

LONGEST POINT STREAK:
7 games – 1/15/09 – 2/2/09‡

CAREER HAT TRICKS:
None

MULTIPLE POINT GAMES:
50 (last 3/14/09 at TOR‡)

FIRSTS

FIRST COYOTES GAME:
None

FIRST COYOTES GOAL:
None

FIRST COYOTES ASSIST:
None

FIRST NHL GAME:
5/3/95 at SJ*

FIRST NHL GOAL:
5/3/95 at SJ*

FIRST NHL ASSIST:
12/17/95 vs. OTT*

** w/ VAN # w/ NYI ^ w/ TB ‡ w/ CGY*

MIKKEL BOEDKER

89

Right Wing
5'11" • 200

Shoots:
Left

Born:
Dec. 16, 1989
Brondby, Denmark

Age:
19 (20 on 12/16/09)

Acquired:
Phoenix's 1st choice (1st round, 8th overall) in the 2008 Entry Draft

2008-09 Appeared in 78 games for the Coyotes as a rookie, recording 11-17-28 and 18 PIM…Led all Coyotes rookies in goals, assists, points, games played, shots (116) and average time on ice (15:32)…Ranked 9th on the team overall in scoring…Ranked T-2nd among all NHL rookies in game-winning goals (3)…Finished with four multi-point games…Scored the GWG in a 3-0 win at COL, Apr. 1…Collected two assists vs. ANA, Mar. 19…Represented the Coyotes at the 2009 YoungStars Game in Montreal during NHL All-Star weekend…Tallied the GWG and an assist in a 4-3 win at CGY, Jan. 17…Collected a goal and an assist in a 5-4 SOL vs. DET, Dec. 13…Recorded an assist in back-to-back wins over LA (Dec. 2) and TOR (Dec. 4)…Scored two goals and logged a season-high 22:52 TOI in a win vs. FLA, Nov. 8…Picked up his first NHL assist in win vs. PIT, Oct. 30…Scored his first NHL goal in win at ANA, Oct. 12…Made his NHL debut in season-opening win vs. CBJ, Oct. 11.

CAREER NOTES **2007-08:** Appeared in 62 games for the Kitchener Rangers (OHL), recording 29-44-73 and 14 PIM…Ranked 2nd on the team in points (73), 3rd in assists (44) and 4th in goals (29)…Ranked T-2nd in the OHL with a team-leading nine game-winning goals…Ranked 3rd in scoring among all OHL rookies…Voted Best Skater in the OHL's Western Conference in the annual Coaches Poll…Tallied a goal and an assist in the 2008 CHL Top Prospects Game…Finished the regular season on a seven-game point streak, recording 4-9-13 in that span…Recorded a season-high five points with two goals and three assists at Oshawa, Jan. 19…Compiled a season-long nine-game point streak (5-10-15) from Jan. 19 to Feb. 12…Helped lead Kitchener to the OHL Championship by recording 9-26-35 in 20 playoff games…Tied for the OHL lead in postseason assists (26) and ranked 2nd in the OHL in postseason points (35)…Closed out the OHL playoffs with a 10-game point streak, recording 3-16-19 from Apr. 20 - May 12…Registered 2-11-13 in the seven-game OHL Championship series against Belleville…Helped Kitchener to the Memorial Cup final by recording 2-4-6 in five games…**2006-07:** Spent the season with Frolunda (Sweden), playing for the club's Under-18, junior and pro teams…Played in 39 gamed for Frolunda Jr., recording 19-30-49 and 14 PIM…Helped Frolunda win the Swedish Junior Championship by collecting 6-5-11 in eight postseason contests…Was a teammate of current Coyotes prospects Jonas Ahnelov and Joel Gistedt…Also recorded 3-2-5 in three games with Frolunda U-18…Appeared in two games with the Frolunda pro club…**2005-06:** Appeared in 37 games for Frolunda Jr., recording 9-8-17 and 22 PIM…Notched one assist in two playoff games…Played in five games for Frolunda U-18 and scored two goals.

INTERNATIONAL CAREER **2009:** Represented Denmark at the World Championship tournament in Switzerland…Recorded 3-1-4 in six games to rank T-2nd on the team in scoring…**2008:** Participated in the 2008 World Junior Championship for Denmark…Ranked 2nd on the team in scoring with 2-4-6 in six games.

PERSONAL Nickname is "Bodsey"…If he weren't a hockey player, he would like to work in construction…Favorites include Denzel Washington (actor); The DaVinci Code (book); "Gridiron Gang" (movie); Linkin Park (music group); and football (sport other than hockey)…Credits his father for having the most influence on his hockey career…Played alongside his older brother, Mads, in the 2009 World Championship and 2008 World Junior Championship for Denmark…Favorite place to visit is Copenhagen, Denmark.

Career vs. NHL

TEAM	GP	G	A	PTS	PIM
ANA	6	2	2	4	0
ATL	1	0	0	0	0
BOS	1	0	0	0	0
BUF	2	0	0	0	2
CGY	4	1	2	3	0
CAR	2	0	0	0	0
CHI	4	0	1	1	0
COL	4	1	1	2	2
CBJ	4	1	0	1	0
DAL	6	0	1	1	2
DET	4	1	3	4	0
EDM	4	0	0	0	0
FLA	1	2	0	2	0
L.A.	5	1	1	2	2
MIN	4	0	1	1	2
MTL	1	0	0	0	0
NSH	4	0	0	0	2
N.J.	1	0	0	0	0
NYI	2	0	2	2	0
NYR	1	0	0	0	0
OTT	1	1	0	1	0
PHI	1	0	1	1	0
PHX	-	-	-	-	-
PIT	1	0	1	1	0
STL	4	0	0	0	0
S.J.	4	0	0	0	0
T.B.	1	0	0	0	0
TOR	1	0	1	1	2
VAN	3	0	0	0	2
WSH	1	1	0	1	2
TOTALS	**78**	**11**	**17**	**28**	**18**

Pack Fact
Played in the 2009 NHL YoungStars Game in Montreal.

CAREER RECORD

			REGULAR SEASON									PLAYOFFS				
SEASON	TEAM	LEAGUE	GP	G	A	PTS	PP	SH	GW	+/-	PIM	GP	G	A	PTS	PIM
2005-06	Frolunda U-18	Sweden U18	5	2	0	2	-	-	-	-	0	2	0	1	1	0
	Frolunda Jr.	Sweden Jr.	37	9	8	17	-	-	-	-	22	2	1	2	3	0
2006-07	Frolunda Jr.	Sweden Jr.	39	19	30	49	-	-	-	-	14	8	6	5	11	6
	Frolunda U-18	Sweden U18	3	3	2	5	-	-	-	-	2	6	5	4	9	2
	Frolunda	Sweden	2	0	0	0	-	-	-	-	0	-	-	-	-	-
2007-08	Kitchener	OHL	62	29	44	73	13	1	9	6	14	20	9	26	35	2
2008-09	Phoenix	NHL	78	11	17	28	2	0	3	-6	18	-	-	-	-	-
FRANCHISE AND NHL TOTALS			**78**	**11**	**17**	**28**	**2**	**0**	**3**	**-6**	**18**	**-**	**-**	**-**	**-**	**-**

CAREER HIGHLIGHTS

MOST GOALS/GAME:
2 – 11/8/08 vs. FLA

MOST ASSISTS/GAME:
2 – 3/19/09 vs. ANA

MOST POINTS/GAME:
2 – 4 times
(last 3/19/09 vs. ANA)

MOST PIM/GAME:
2 – 9 times
(last 3/21/09 vs. VAN)

MOST SHOTS/GAME:
4 – 3 times
(last 3/21/09 vs. VAN)

LONGEST GOAL STREAK:
None

LONGEST ASSIST STREAK:
2 games – 4 times
(last 12/31/08 – 1/2/09)

LONGEST POINT STREAK:
2 games – 4 times
(last 12/31/08 – 1/2/09)

CAREER HAT TRICKS:
None

MULTIPLE POINT GAMES:
4 (last 3/19/09 vs. ANA)

FIRSTS

FIRST COYOTES GAME:
10/11/08 vs. CBJ

FIRST COYOTES GOAL:
10/12/08 at ANA

FIRST COYOTES ASSIST:
10/30/08 vs. PIT

FIRST NHL GAME:
10/11/08 vs. CBJ

FIRST NHL GOAL:
10/12/08 at ANA

FIRST NHL ASSIST:
10/30/08 vs. PIT

ILYA BRYZGALOV

30

Goaltender
6'3" • 208

Catches:
Left

Born:
June 22, 1980,
Togliatti, Russia

Age:
29 (30 on 6/22/10)

Acquired:
Claimed off waivers from Anaheim, Nov. 17, 2007

Drafted:
Anaheim's 2nd choice (2nd round, 44th overall) in 2000 Entry Draft

2008-09 Appeared in a career-high 65 games, posting a record of 26-31-6 with a 2.98 GAA, a .906 SV% and three shutouts…Started in career-high 16 consecutive games (Jan. 8- Feb. 16)…Stopped 40 shots at DET, Mar. 10…Tied his career and season-high with 43 saves at NSH, Feb. 26…Made 33 saves in a 1-0 shutout win at DAL, Feb. 11…Stopped 38 shots to record his second shutout of the season on Jan. 10 vs. DAL, setting a career-high for most saves in a shutout…Faced a career-high 48 shots and tied career-high with 43 saves at COL, Dec. 23…Made 33 saves to register his first shutout of the season vs. CBJ, Dec. 20…Turned aside 30 of 31 shots in a 3-1 win vs. MIN. Dec. 11…Stopped 38 of 40 shots at CHI, Nov. 18…Made 31 saves to post his third straight win on Nov. 12 at CBJ…Stopped 61 of 64 shots combined in the first two games (both wins) of the season.

CAREER NOTES **2007-08:** Posted a 26-22-5 record with a 2.43 GAA and .920 SV% in 55 games for the Coyotes after being claimed off waivers from Anaheim on Nov. 17…Finished the season with a total record of 28-25-6 with a 2.44 GAA, .920 SV% and three shutouts…Set career highs in games played (64), wins (28) and shutouts (3) as well as career bests in GAA (2.44) and SV% (.920)…Ranked T-6th in the NHL in SV% (.920)…Won the Coyotes 3-Star Award…Made 41 saves at ANA, Apr. 6…Registered his fifth career shutout in a 2-0 win vs. VAN, Mar. 13…Tied career-high with 42 saves at DAL, Feb. 11…Tied career-high with 42 saves and stopped both shootout attempts in win vs. COL. Dec. 31…Made 36 saves and turned aside all three shootout attempts in win at SJ, Dec. 20…Won each of his first four starts as a member of the Coyotes (Nov. 17-24), tying him for the third-longest winning streak by a goaltender to begin his career with a new team after playing for a different club earlier in the season…Recorded his third career shutout and made 28 saves in a 1-0 win in his Coyotes debut on Nov. 17 at LA…Began season with Anaheim, collecting a 2-3-1 record with a 2.55 GAA and .909 SV% in nine games…**2006-07:** In his fourth NHL season, posted a record of 10-8-6 with a 2.47 GAA and a .907 SV%…Went 5-1-3 in his last eight games (all starts), recording a 1.96 GAA and .934 SV%…Stopped a season and career-high 42 shots at CBJ, Apr. 7…Recorded 100:10 of shutout time from Oct. 28-Nov. 3…Missed 12 games with a groin strain (Dec. 6-31)…Stopped all 14 shots he faced for his first shutout of the season at CHI, Oct. 28…Missed three games with a lower body injury, Nov. 26-30…**2007 Playoffs:** Stopped 19 of 20 shots for his ninth career postseason win at MIN, Apr. 15 in Game 3 of the WCQF…Stopped 30 of 32 shots en route to a win, Apr. 13 vs. MIN in Game 2 of the WCQF…Stopped 24 of 25 shots for his first win of the 2007 postseason, Apr. 11 vs. MIN in Game 1 of the WCQF…**2005-06:** Appeared in 31 games for Anaheim, posting a record of 13-12-1 with a 2.51 GAA and a .910 SV%…Set rookie club records in wins (13), most saves (667), shots faced (733) and minutes played (1575) and shutouts (1)…Won six of his last 10 games (two no-decisions), earning a .915 SV% and 2.32 GAA…Ranked 2nd in the NHL in rookie GAA and 4th in rookie SV%…Ranked 7th overall in the NHL in GAA…Earned the win, stopping 18 of 19 shots in 49 minutes of relief vs. COL, Mar. 22…Tied an NHL record with two PP assists vs. SJ, Feb. 1, which also set club record for assists by a goaltender in one game…Stopped all 24 shots he faced for his first career shutout at SJ, Jan. 26…Named a runner-up for NHL Defensive Player of the Week for the period ending Dec. 5, after posting a 2-0-0 record, with a 1.00 GAA and .947 SV%…Named a runner-up for NHL Defensive Player of the Week for the period ending Nov. 27 after posting a 3-1-0 record, with 1.50 GAA and .946 SV%…Stopped his first career penalty shot (Brett Clark), Nov. 18 vs. COL…Made his first start of the season, stopping a career-high 36 shots and setting a rookie club record for most shots faced (39) and most saves (36) in a single game at DET, Oct. 21…**2006 Playoffs:** Played in 11 postseason games (including a series-clinching win), stopping 40 of 41 shots in Game 4, May 11 at COL…Recorded 249:15 of consecutive shutout time May 3-9, the second-longest such streak in NHL playoff history…Stopped all 22 shots he faced, tying an NHL record for consecutive shutouts (3) in the playoffs in Game 2 of CSF, May 7 vs. COL…Stopped all 29 shots he faced, becoming the first rookie goaltender to post consecutive shutouts in the playoffs since 1945, in Game 1, May 5 vs. COL…Recorded his first career playoff shutout, stopping 22 shots in Game 7 of CQF, May 3 at CGY…Stopped 21 of the 22 shots he faced in his first career NHL playoff win in Game 6 of CQF, May 1 vs. CGY…**2004-05:** Spent the season with Cincinnati of the American Hockey League (AHL), posting a 17-13-1 record with a 2.60 GAA and four shutouts…In seven playoff games, posted a 3-3 record with a 2.48 GAA…**2003-04:** Ranked 1st among AHL goalies in minutes (3750), 2nd in saves (1644) and T-2nd in wins (27) while setting career-bests in games (64), GAA (2.32), wins (27), shutouts (6) and minutes (3750)… His 64 games played, 27 wins, 3748 minutes played, 1644 saves, six shutouts and a 2.32 GAA, goaltender broke the Cincinnati franchise single-season records in each category…Earned his first NHL win with 26 saves in Anaheim's 3-2 OT victory at PHX, Mar. 16…**2002-03:** Finished 3rd among AHL goalies in games (54) and minutes played (3,020)…**2001-02:** Established a franchise record for most wins in one season by a rookie goaltender (20) with Cincinnati (AHL)…Earned a bronze medal as a member of Team Russia at the 2002 Olympic Winter Games…Named to the 2002 AHL All-Star Classic…Recorded 13 30-plus save performances on the season…Appeared in first NHL game in relief of Steve Shields at TOR, Oct. 8, stopping 11 of 12 shots…**2000-01:** Played in 34 games with Lada Togliatti in the Russian Hockey League, recording a league-leading eight shutouts and the fourth-best GAA (1.84).

Career vs. NHL

TEAM	GP	MINS	GA	SOG	SHO	W	L	T/OT	PTS%	GAA	SV%
ANA	11	688	34	350	0	5	4	2	0.545	2.97	0.903
ATL	1	60	1	21	0	1	0	0	1	1	0.952
BOS	3	182	6	69	0	2	0	1	0.833	1.98	0.913
BUF	3	178	9	73	0	1	2	0	0.333	3.03	0.877
CGY	10	559	30	287	0	3	6	1	0.35	3.22	0.895
CAR	3	130	11	74	0	0	3	0	0	5.08	0.851
CHI	12	663	29	309	1	4	4	3	0.5	2.62	0.906
COL	7	422	20	218	0	3	2	2	0.571	2.84	0.908
CBJ	9	508	21	285	1	5	3	0	0.625	2.48	0.926
DAL	18	961	34	464	2	7	5	2	0.571	2.12	0.927
DET	13	788	37	473	0	4	6	3	0.423	2.82	0.922
EDM	7	348	23	167	0	2	4	0	0.333	3.97	0.862
FLA	1	60	1	27	0	1	0	0	1	1	0.963
L.A.	14	830	32	393	1	9	3	1	0.731	2.31	0.919
MIN	9	491	28	257	0	1	7	0	0.125	3.42	0.891
MTL	1	59	4	33	0	0	1	0	0	4.07	0.879
NSH	9	503	24	258	0	3	3	2	0.5	2.86	0.907
N.J.	-	-	-	-	-	-	-	-	-	-	-
NYI	1	59	3	33	0	0	1	0	0	3.05	0.909
NYR	2	119	4	70	0	1	1	0	0.5	2.02	0.943
OTT	2	120	10	58	0	0	2	0	0	5	0.828
PHI	2	104	4	33	0	1	0	0	1	2.31	0.879
PHX	10	575	19	236	0	7	2	0	0.778	1.98	0.919
PIT	2	118	4	61	0	1	1	0	0.5	2.03	0.934
STL	17	881	36	450	1	7	6	1	0.536	2.45	0.92
S.J.	8	390	20	209	1	2	6	0	0.25	3.08	0.904
T.B.	1	60	2	24	0	1	0	0	1	2	0.917
TOR	3	112	2	47	0	2	0	0	1	1.07	0.957
VAN	10	583	17	285	1	5	4	1	0.55	1.75	0.94
WSH	-	-	-	-	-	-	-	-	-	-	-
TOTALS	**189**	**10550**	**465**	**5264**	**8**	**78**	**76**	**19**	**0.506**	**2.64**	**0.912**

INTERNATIONAL CAREER **2009:** Led Russia to a gold medal at the World Championship in Switzerland …Posted a 7-0 record with a 2.08 GAA and a .929 SV% for the tournament…**2006:** Represented Russia at the 2006 Olympics in Torino, Italy…**2002:** Won a bronze medal as a member of Team Russia at the Winter Olympics…**2000:** Led Russia to a silver medal at the World Junior Championship…Posted a tournament-best 0.77 GAA and .971 SV%…Also played in four games for Russia at the World Championships.

PERSONAL Ilya and his wife, Yevgeniya, have a daughter, Valery, and son, Vladislav…Spent his day with the Stanley Cup in 2007 in his hometown of Togliatti, Russia…Spent five summers attending college in Russia, where he earned his degree, allowing him to teach and coach in Russian schools…Reads books and enjoys studying philosophy…Did not emulate anyone in particular as a young goalie, instead focusing on being the best he could be…Says his time away from the rink is dominated by his family.

Pack Fact
Led Russia to a gold medal at the 2009 World Championship in Switzerland.

CAREER RECORD

			REGULAR SEASON							PLAYOFFS						
SEASON	TEAM	LEAGUE	GP	MIN	GA	SO	GAA	SV%	W-L-T-OT	GP	MIN	GA	SO	GAA	SV%	W-L
1997-98	Lada Togliatti-2	Russia Jrs.	8	480	28	-	3.50	-	N/A	-	-	-	-	-	-	-
1998-99	Lada Togliatti-2	Russia Jrs.	20	1200	43	-	2.15	-	N/A	-	-	-	-	-	-	-
1999-00	Spartak Moscow	Russia Jrs.	9	500	21	-	2.52	-	N/A	-	-	-	-	-	-	-
	Lada Togliatti	Russia	14	796	18	3	1.36	-	N/A	7	407	10	1	1.47	-	N/A
2000-01	Lada Togliatti	Russia	34	1992	61	8	1.84	-	N/A	5	249	8	0	1.93	-	N/A
2001-02	Cincinnati	AHL	45	2399	99	4	2.48	-	20-16-4	-	-	-	-	-	-	-
	Anaheim	NHL	1	32	1	0	1.88	.916	0-0-0	-	-	-	-	-	-	-
2002-03	Cincinnati	AHL	54	3020	142	1	2.82	-	12-26-9	-	-	-	-	-	-	-
2003-04	Cincinnati	AHL	64	3750	145	6	2.32	-	27-25-10	9	536	27	1	3.02	.909	5-4
	Anaheim	NHL	1	61	2	0	2.00	.929	1-0-0	-	-	-	-	-	-	-
2004-05	Cincinnati	AHL	36	2007	87	4	2.60	-	17-13-1	7	314	13	0	2.48	.904	3-3
2005-06	Anaheim	NHL	31	1575	66	1	2.51	.910	13-12-1	11	659	16	3	1.46	.944	6-4
2006-07	Anaheim	NHL	27	1509	62	1	2.47	.907	10-8-6	5	267	10	0	2.25	.922	3-1
2007-08	Anaheim	NHL	9	446	19	0	2.55	.909	2-3-1	-	-	-	-	-	-	-
	Phoenix	NHL	55	3167	128	3	2.43	.921	26-22-5	-	-	-	-	-	-	-
2008-09	Phoenix	NHL	65	3760	187	3	2.98	.906	26-31-6	-	-	-	-	-	-	-
FRANCHISE TOTALS			**120**	**6927**	**315**	**6**	**2.73**	**.913**	**52-53-11**	**-**	**-**	**-**	**-**	**-**	**-**	**-**
NHL TOTALS			**189**	**10550**	**465**	**8**	**2.64**	**.912**	**78-76-19**	**16**	**925**	**26**	**3**	**1.68**	**.937**	**9-5**

CAREER HIGHLIGHTS

MOST CONSECUTIVE STARTS:
16 games – 1/8/09-2/16/09

MOST SHOTS FACED/ GAME:
48 –12/23/08 at COL

MOST SAVES/GAME:
43 – 2 times
(last 2/26/09 at NSH)

MOST SAVES IN A SHUTOUT:
38 – 1/10/09 vs. DAL

CAREER SHUTOUTS:
8 (last 2/11/09 at DAL)

PENALTY SHOTS:
3 – 2 saves/1 goal
(last 1/19/08 – save)

LONGEST WINNING STREAK:
4 games – 2 times
(last 11/17/07-11/24/07)

LONGEST SHUTOUT STREAK:
100:10 – 10/28/06 – 11/3/06*

FIRSTS

FIRST COYOTES GAME:
11/17/07 at LA

FIRST COYOTES WIN:
11/17/07 at LA

FIRST COYOTES SHUTOUT:
11/17/07 at LA

FIRST NHL GAME:
10/8/01 at TOR*

FIRST NHL WIN:
3/16/04 at PHX*

FIRST NHL SHUTOUT:
1/26/06 at SJ*

**w/ ANA*

SHANE DOAN

19

Left Wing
6'2" • 225

Shoots:
Right

Born:
Oct. 10, 1976,
Halkirk, Alberta

Age:
32 (33 on 10/10/09)

Acquired:
Winnipeg's 1st choice (1st round, 7th overall) in the 1995 Entry Draft

2008-09 Played in all 82 games for the third time in his career and first time since 2005-06…Recorded 31-42-73 and 72 PIM to lead the team in scoring for the fifth consecutive season while also serving as team captain for fifth straight year…Set a career-high with 31 goals…Led the team in goals, assists, points, power play goals (10), power play assists (15), power play points (25), shots (230), hits (188), takeaways (48) and tied for the team lead in game-winning goals (4)…Selected to his second career NHL All-Star Game…Received the Coyotes team awards for MVP, Leading Scorer, Three-Stars, and the Beth Champie Memorial Award from the Coyotes Booster Club…Registered back-to-back 70-point seasons for the first time in his career…Joined Dale Hawerchuk and Keith Tkachuk as the only players in team history to record nine consecutive 20-goal seasons…Finished with 19 multi-point games and five two-goal games…Scored his 31st goal of the season to establish new career-high at LA, Apr. 4…Had a four-game point streak (3-2-5) from Mar. 30-Apr. 4…Named NHL's Third Star of the Week for week ending Mar. 22 (3-4-7 in 4 GP)…Collected a goal and an assist at ANA, Mar. 22…Registered a season-high four points on a goal and three assists – including the GWG at 19:33 of 3rd period – in a 4-3 win vs. SJ, Mar. 17…Played in his 951st career NHL game to move into 2nd place on franchise all-time games played list at NJ, Mar. 12…Skated a season-high 25:36 TOI vs. EDM, Feb. 16…Collected his 600th career NHL point with a goal vs. CAR, Feb. 7…Recorded a goal and an assist for the Western Conference at the 2009 NHL All-Star Game in Montreal, Jan. 25…Won the Elimination Shoot Out at the 2009 Honda NHL SuperSkills Competition in Montreal, Jan. 24…Collected six assists in a four-game span from Jan. 8-15…Compiled a four-game point streak (2-4-6) from Dec. 20-26…Recorded the GWG and an assist in 2-1 win at LA, Dec. 26…Played in his 900th career NHL game vs. CHI, Nov. 18…Registered 2-1-3 in win at CBJ, Nov. 12…Had a four-game point streak (3-5-8) from Oct. 25-Nov. 4…Recorded two goals and an assist while becoming the franchise's all-time leader in GWGs in 4-1 win vs. PIT, Oct. 30.

CAREER NOTES Has played his entire career with same franchise…Enters his sixth season as team captain after serving as an assistant captain for two seasons…Enters 2009-10 season ranked 1st on the all-time Phoenix/Winnipeg franchise list in game-winning goals (44), 2nd in games played (965), T-3rd in points (623), 4th in goals (258), 4th in assists (365) and 4th in PP goals (77)…Has missed only 25 games over last 10 seasons…**2007-08:** Appeared in 80 games for the Coyotes, recording 28-50-78 and 59 PIM…Led the team in goals (28), assists (50), points (78), PP goals (9) and ranked T-1st on the team in PP points (27) and GW goals (5)…Established new career-highs in points (78) and assists (50)…Led the team in scoring for the fourth consecutive season…Selected as Team MVP, won Leading Scorer Award and chosen by fans as the team's Hardest Working Player…Led all Coyotes forwards in TOI/game (20:45) and hits (158)…Ranked T-2nd in the NHL in SH points (9) and 20th in overall points (78)…Finished with 16 multi-point games…Collected a SH goal and an assist vs. SJ, Mar. 25…Registered a goal and two assists vs. LA, Mar. 20…Had a goal and two assists at EDM, Mar. 18…Tallied the GWG at DAL on Mar. 5 to tie Keith Tkachuck's franchise record of 40 career GWGs…Scored his 20th goal of the season on Mar. 1 vs. CGY, giving him eight consecutive 20-goal campaigns…Scored a goal and added two assists vs. DAL, Feb. 14…Assisted on Vrbata's OT goal at COL, Feb. 4…Recorded 7-12-19 in 13 games during January, the third-highest point total in the NHL for the month…Recorded a point in 13 straight games (7-13-20) from Dec. 31 to Jan. 29; officially listed as a career-high 11-game point streak (6-9-15) as he missed the team's Jan. 3 game due to injury…Notched the GWG and an assist vs. BUF, Jan. 21…Recorded a season-high 28:47 TOI vs. CBJ, Jan. 17…Tallied two goals and an assist vs. SJ, Jan. 15…Recorded his 300th career assist vs. VAN, Jan. 11…Collected a goal, the game-winner, and three assists at COL, Jan. 2…Registered his 500th career NHL point with an assist vs. MIN, Dec. 27…Netted the shootout-deciding goal at ANA, Nov. 23…Scored the lone goal in a 1-0 win at LA, Nov. 17…Scored his fifth career OT goal and had an assist at ANA, Nov. 7…Scored his 200th career NHL goal and added two assists vs. DAL, Oct. 27…**2006-07:** Led the Coyotes in scoring for third consecutive season with 27-28-55…Led the team in goals (27), assists (28), points (55), PP goals (11), PP assists (12), PP points (23), game-winning goals (7), OT goals (1), shots (209), shooting percentage (12.9%), hits (156), and takeaways (44)…Ranked 1st among Coyotes' forwards in average TOI (20:26)…Ranked T-13th in NHL in game-winning goals (7)…Also ranked T-14th in shootout shooting percentage and T-15th in hits among NHL forwards…Ranked 5th on the team in PIM (73)…Selected by Coyotes traveling media as team MVP…Also won the team's Applebee's 3-Star Award and Coyotes Leading Scorer Award…Recorded 21-22-43 over last 47 games of the season…Reached 20-goal mark for seventh straight season and 50-point mark for sixth time in last seven seasons…Finished with 11 multi-point games, three multi-goal games and four multi-assist games…Tied his career-high by scoring his seventh GWG of the season on Apr. 5 vs. LA…Recorded his 26th assist of the season vs. SJ on Mar. 30 to pass Paul MacLean for 5th place on the franchise's all-time list…Played in his 800th career NHL game, Apr. 3…Put together a four-game point streak (2-2-4), Mar. 17-Mar. 22…Recorded a career-high seven-game point streak (5-5-10) from Feb. 22-Mar. 8…Had three multi-point games during that stretch…Also scored goals in a career-best four straight games from Mar. 1-Mar. 8…Scored his 18th goal of the season to give him 190 goals for his career, passing Doug Smail for 5th place on the franchise's all-time list, at CBJ on Feb. 6…Scored two goals, including the GWG, at DAL, Jan. 9 to give him 33 GWGs for his career, moving him past Jeremy Roenick and into 2nd place on the franchise's all-time list…Notched two goals in a 5-4 OT win at ATL, Jan. 5…Registered eight points (3-5-8) in a three-game span from Dec. 28-Jan. 1…Had five points (1-4-5) vs. SJ to tie his career-high in assists and points in a single game, Dec. 30…Missed six games due to a back injury, Nov. 9-Nov. 19…Missed three games due to injury, Oct. 26- Nov. 3…Recorded his 200th career NHL assist at EDM, Oct. 23…Picked up three points on a goal and two assists vs. NYI on Opening Night, Oct. 5…**2005-06:** In his 10th NHL season, ranked T-1st on Coyotes in goals (30), 3rd in assists (36), 1st in points (66), 1st in GWG (7), 1st in PPG (17), 1st in PPA (24) and PP points (41), 1st in shots (254), 1st in PIM (123) and 1st in hits (164)…Led Coyotes forwards in TOI /G (19:07)…Established career highs for goals (30), PPG (17), PPA (24), PP points (41), GWG (7), and PIM (123)…Tied career highs for games played (82) and shots (254)…Played in all 82 games in season for second time in career – one of three Coyotes (Ballard, Michalek) to play all 82 games…Finished season with 18 multi-point games, four multi-goal games and six multi-assist games…Recorded 13-12-25 in final 23 games after Olympic Break…Scored 30th goal of season in finale in 3-0 win at STL, Apr. 16… Registered goal and assist in 5-3 win vs. NSH, Mar. 28 (His goal moved him ahead of Morris Lukowich into 6th place on Coyotes' franchise goal-scoring list at 169)…

Career vs. NHL

TEAM	GP	G	A	PTS	PIM
ANA	70	23	22	45	147
ATL	11	3	3	6	8
BOS	15	1	1	2	20
BUF	18	4	8	12	4
CGY	47	12	24	36	37
CAR	15	3	5	8	9
CHI	45	12	9	21	37
COL	48	14	18	32	28
CBJ	32	12	14	26	20
DAL	75	25	28	53	83
DET	49	12	15	27	14
EDM	46	10	35	45	59
FLA	15	5	3	8	12
L.A.	70	23	35	58	67
MIN	31	10	11	21	35
MTL	16	3	3	6	16
NSH	39	13	9	22	23
N.J.	18	1	3	4	6
NYI	15	4	6	10	21
NYR	14	5	7	12	23
OTT	16	5	5	10	32
PHI	17	2	5	7	18
PHX	-	-	-	-	-
PIT	16	8	4	12	16
STL	54	15	26	41	88
S.J.	72	17	27	44	29
T.B.	16	0	5	5	6
TOR	21	3	11	14	10
VAN	47	10	17	27	40
WSH	17	3	6	9	7
TOTALS	**965**	**258**	**365**	**623**	**915**

Pack Fact
Scored a career-high 31 goals in 2008-09.

CAREER RECORD

			REGULAR SEASON									PLAYOFFS				
SEASON	TEAM	LEAGUE	GP	G	A	PTS	PP	SH	GW	+/-	PIM	GP	G	A	PTS	PIM
1992-93	Kamloops	WHL	51	7	12	19	-	-	-	-	65	13	0	1	1	8
1993-94	Kamloops	WHL	52	24	24	48	-	-	-	-	88	-	-	-	-	-
1994-95	Kamloops	WHL	71	37	57	94	-	-	-	-	106	21	6	10	16	16
1995-96	Winnipeg	NHL	74	7	10	17	1	0	3	-9	101	6	0	0	0	6
1996-97	Phoenix	NHL	63	4	8	12	0	0	0	-3	49	4	0	0	0	2
1997-98	Phoenix	NHL	33	5	6	11	0	0	3	-3	35	6	1	0	1	6
	Springfield	AHL	39	21	21	42	6	0	6	20	64	-	-	-	-	-
1998-99	Phoenix	NHL	79	6	16	22	0	0	0	-5	54	7	2	2	4	6
1999-00	Phoenix	NHL	81	26	25	51	1	1	4	6	66	4	1	2	3	8
2000-01	Phoenix	NHL	76	26	37	63	6	1	6	0	89	-	-	-	-	-
2001-02	Phoenix	NHL	81	20	29	49	6	0	2	11	61	5	2	2	4	6
2002-03	Phoenix	NHL	82	21	37	58	7	0	2	3	86	-	-	-	-	-
2003-04	Phoenix	NHL	79	27	41	68	9	2	1	-11	47	-	-	-	-	-
2004-05	Did Not Play															
2005-06	Phoenix	NHL	82	30	36	66	17	0	7	-9	123	-	-	-	-	-
2006-07	Phoenix	NHL	73	27	28	55	11	0	7	-14	73	-	-	-	-	-
2007-08	Phoenix	NHL	80	28	50	78	9	2	5	4	59	-	-	-	-	-
2008-09	Phoenix	NHL	82	31	42	73	10	0	4	5	72	-	-	-	-	-
FRANCHISE and NHL TOTALS			**965**	**258**	**365**	**623**	**77**	**6**	**44**	**-25**	**915**	**32**	**6**	**6**	**12**	**34**

CAREER HIGHLIGHTS

MOST GOALS/GAME:
2 – 32 times
(last 1/27/09 vs. ANA)

MOST ASSISTS/GAME:
4 – 2 times
(last 12/30/06 vs. SJ)

MOST POINTS/GAME:
5 – 2 times
(last 12/30/06 vs. SJ)

MOST PIM/GAME:
27 – 11/22/05 vs. ANA

MOST SHOTS/GAME:
10 – 2 times
(last 2/9/06 vs. DAL)

LONGEST GOAL STREAK:
4 games – 3/1/07-3/8/07

LONGEST ASSIST STREAK:
5 games – 2/14/08-2/22/08

LONGEST POINT STREAK:
11 games – 1/5/08-1/29/08

CAREER HAT TRICKS:
None

MULTIPLE POINT GAMES:
137 (last 4/11/09 vs. ANA)

FIRSTS

FIRST COYOTES GAME:
10/7/95 vs. DAL

FIRST COYOTES GOAL:
11/14/95 vs. CHI

FIRST COYOTES ASSIST:
10/7/95 vs. DAL

FIRST NHL GAME:
10/7/95 vs. DAL

FIRST NHL GOAL:
11/14/95 vs. CHI

FIRST NHL ASSIST:
10/7/95 vs. DAL

SHANE DOAN

19

Left Wing
6'2" • 225

Shoots:
Right

Born:
Oct. 10, 1976,
Halkirk, Alberta

Age:
32 (33 on 10/10/09)

Acquired:
Winnipeg's 1st choice (1st round, 7th overall) in the 1995 Entry Draft

Registered GWGs in back-to-back games at CHI and at CBJ on Mar. 19 and 21…Played in 714th career game with Coyotes/Jets to pass Dale Hawerchuk and move into 3rd place on franchise's games played list and scored goal in 6-2 win at L.A., Mar. 14…Compiled career-high six-game point streak (5-6-11), Feb. 12-Mar.11…Posted 2-2-4 in 6-2 win vs. DAL, Mar. 2…Tallied 2-1-3 and +3 in six games for Team Canada in 2006 Winter Olympics in Torino, Italy – his 1st Olympics…Registered Coyotes' season high and tied career high with 10 shots vs. DAL, Feb. 9…Played in 700th NHL game vs. SJ, Jan. 28…Collected three assists in 6-5 win vs. L.A., Dec. 29…Scored two goals, including 150th NHL goal, at COL, Dec. 26…Scored 147th career goal with Coyotes/Jets to tie Teemu Selanne for eighth place on franchise goal scoring list at CHI, Nov. 6…Scored PPG and assisted on GWG in 4-3 OT win at EDM, Oct. 18 (Returned to game after receiving 10 stitches above left eye for cut in 3rd period)…**2003-04:** Had a breakout year, setting career highs in goals (27), assists (41), points (68), PPG (9), SHG (2), shots (254) and average ice time (21:45)…Selected to play in his first NHL All-Star Game…Ranked T-22nd in NHL in points and T-24th in assists…Led NHL in GTG (3)…Finished 4th in NHL in average TOI among forwards; 1st among right wings…Ranked 14th in NHL in shots…Finished T-21st in NHL in PP assists (18) and PP points (9-18-27)…Led team in goals, assists, points, PP points and shots; T-1st in SH points (2-1-3); 2nd in SHG, PPG and PP assists…Led all forwards in TOI; 3rd on team overall…Had 18 multiple-point games and five three-point games…Reached 20-goal plateau for 5th straight season…Entered season with two career SHG, then scored SHG in back-to-back games (Dec. 18 at LA, Dec. 20 at STL)…Won three Coyotes' end of season awards: Team MVP, 3-Star Award and Co-Man of the Year…Won Coyotes Player of the Month four times (Oct., Dec., Feb., Mar.)…One of two Western Conference All-Stars to score a goal in NHL All-Star Game, Feb. 8…Recorded 200th NHL assist (0-3-3) vs. FLA, Feb. 4…Tied career high with three-game goal streak (3-2-5), Dec. 18-22…Played his 600th NHL game at L.A, Dec. 18…Tied career high with five-game point streak (2-6-8) from Nov. 24-Dec. 4… Collected his 300th NHL point (2-1-3) vs. STL, Nov. 19…Had three four-game point streaks…**2002-03:** Ranked 2nd on Coyotes in assists (37) and points (58); 3rd in goals (21)…Set career high in games (82); one of only three Coyotes to play in every game…Led team in shots…Ranked 1st on team in PP points (7-13-20) and 2nd in PP assists…100th NHL goal vs. MIN, Nov. 7…500th NHL Game vs. NSH, Nov. 3…**2001-02:** Ranked 6th in NHL in hits (2nd among forwards)…For 3rd consecutive season, recorded at least 200 hits and 200 shots; only NHL player to achieve feat in '01-02…Led team in shots and hits...Ranked 3rd on team in points…T-2nd on club in games (81)…Tied franchise single-game high with 10 hits at LA, Feb. 13…200th NHL point (2-2-4) vs. NYR, Dec. 31…Missed 1 game (sprained ankle)…**2002 Playoffs:** In five games, led Coyotes in points (2-2-4) and hits (29); T-1st in goals…Had 23 hits in last three games of SJ series…**2000-01:** Ranked 2nd on team in goals (26), assists (37), points (63) and GWG (6)…Led team in hits (206) and shots (220)…One of only four NHL players with at least 200 hits and 200 shots…T-10th in NHL in hits among forwards…2nd on team in PP points (6-17-23) and PP assists…400th NHL game vs. NYI, Mar. 25…Set career highs for assists and points in a game with 1-4-5 (100th NHL assist) vs. EDM, Mar. 24…Career-high five-game point streak (2-3-5) from Jan. 12-19…Missed six games with injury (5-abdominal strain, 1-hyper-extended knee)…Won Coyotes hardest shot contest (96.8 mph) at Superskills Challenge, Dec. 7…**1999-00:** Demolished previous career highs with 26-25-51 in 81 GP…Led team in shots (221) and hits (225)…One of only three players in NHL with at least 200 hits and 200 shots…Ranked 15th in NHL in hits (2nd among forwards)…Ranked 2nd on team in points and goals…100th NHL point (assist) vs. DAL, Mar. 3…Tied single-game franchise record with 10 hits vs. COL, Mar. 23…300th NHL game vs. DET, Jan. 31…**2000 Playoffs:** Ranked 2nd on team in points with 1-2-3 in series vs. COL…Led team in playoff hits (20)…Missed Game 5 with back spasms…Had team-high 11 hits at COL, Apr. 15…Set career playoff highs with two assists and three points at COL, Apr. 13…**1998-99:** Missed two games due to injury (forearm, eye)…200th NHL game vs. LA, Dec. 28…**1999 Playoffs:** T-2nd on team in goals (2) and points (4)…Led team in playoff GWG (2)…Tallied 1-1-2 (GWG) for 2nd straight game vs. STL, Apr. 25…Scored GWG at 8:58 of OT (1-1-2) vs. STL, Apr. 24…**1997-98:** Split season between Phoenix and Springfield (AHL)…T-4th on Coyotes in GWG…**1998 Playoffs:** Scored 1st NHL playoff goal in Game 4 vs. DET, Apr. 28…**1996-97:** Missed 12 games with injury (4-bruised hand; 8-strained foot ligament)…**1995-96:** Named Jets' Rookie-of-the-Year...1994-95: In final season with Kamloops (WHL), had 18-game point streak (3rd longest in WHL in '94-95)…Finished 3rd on team in points and 16th in WHL…Helped Kamloops win 1995 Memorial Cup for 2nd consecutive season…Won Stafford Smythe Memorial Trophy as MVP in '94-95 Memorial Cup…Selected to Memorial Cup All-Star Team…**1993-94:** Part of Kamloops' 1994 Memorial Cup winning team, but did not play in any playoff games.

INTERNATIONAL CAREER **2009:** For the third straight year, served as team captain for Canada at the World Championships…Helped lead Canada to the silver medal for second consecutive year…Recorded 1-6-7 and 14 PIM in nine games…Invited to attend Canada's National Men's Team orientation camp in August as a candidate for 2010 Olympic team…**2008:** Served as team captain for Canada at the World Championships for the second consecutive year…Recorded 2-4-6 in nine games to help lead Canada to the silver medal…**2007:** Led Team Canada to a gold medal at the 2007 World Championships in Moscow while serving as team captain and posted 5-5-10 in nine games…Notched a hat trick in 6-3 win over Belarus…Ranked T-3rd on Team Canada in points and T-11th in tournament scoring…**2006:** Tallied 2-1-3 and +3 in six games for Team Canada in 2006 Winter Olympics in Torino, Italy – his first Olympics…**2005:** Won silver medal as alternate captain with Team Canada at 2005 World Championships in Austria, registering 1-3-4 in nine games…**2004:** Scored the game-winning goal in 3-2 victory over Finland at the Final of the 2004 World Cup of Hockey in Toronto to capture tournament for Team Canada…Named to Canada's 2004 World Championships team, but did not play due to injury…**2003:** Helped lead Canada to gold medal at World Championships in Finland, collecting 4-2-6 in nine games…Ranked T-5th in team scoring…Ranked T-15th in tournament goal scoring and T-5th in PPG (3)…Scored GTG in 3rd period of final game to force OT…**1999:** Represented Team Canada at World Championships in Norway (4 GP)…**1995:** Invited to attend Team Canada's evaluation camp for World Junior Championships.

PERSONAL Nicknamed "Doaner"...While growing up, tried to emulate the style of Cam Neely…His favorite hockey players while growing up were Paul Coffey and Wayne Gretzky…Inspired to play hockey by his father Bernie, who was drafted by St. Louis (80th overall) in the 1971 Entry Draft…His sister Leighann plays basketball professionally in Europe following her time with the Canadian National Women's Basketball Team…Leighann was named Canada's 2001 Female Athlete of the Year (led nation in scoring and rebounds) and carried the torch for Canada at World University Games in Beijing…His cousin Catriona LeMay Doan won a gold medal in women's speed skating at 2002 Olympics and was inducted into Canada's Sports Hall of Fame in 2005…Is a big fan of U2, Creed and Garth Brooks…Played junior hockey with Jarome Iginla…Enjoys golf and riding horses…Owns 35 mares and 5 colts and is working on breeding horses…His first job was working on his family's ranch and taking trail rides…Favorite TV show is "Seinfeld"…Is one of most active Coyotes in the community…Does great work with many organizations including United Blood Services (sponsors "Doaner Night" at Coyotes home games), Phoenix Children's Hospital and Phoenix Rescue Mission…Runner-up for 2004 NHL Foundation Player Award given for outstanding community service (Iginla winner)…Earned the Coyotes Co-Man of the Year Award in 2004…Spends his off-seasons in Kamloops, British Columbia with his wife Andrea, sons Joshua and Carson and daughters Gracie and Karys.

Pack Fact
Is the Coyotes/Jets franchise's all-time leader in game-winning goals (44)

Moving Up the Ranks

Coyotes/Jets All-Time Rankings

GAMES PLAYED

1. Teppo Numminen	1,098
2. Shane Doan	**965**
3. Thomas Steen	950
4. Dale Hawerchuk	713
5. Doug Smail	691
6. Keith Tkachuk	640

POINTS

1. Dale Hawerchuk	929
2. Thomas Steen	817
3. Keith Tkachuk	623
Shane Doan	**623**
5. Teppo Numminen	534
6. Paul MacLean	518

POWER PLAY GOALS

1. Dale Hawerchuk	122
2. Keith Tkachuk	114
3. Paul MacLean	97
4. Shane Doan	**77**
5. Thomas Steen	73
6. Teemu Selanne	49

GOALS

1. Dale Hawerchuk	379
2. Keith Tkachuk	323
3. Thomas Steen	264
4. Shane Doan	**258**
5. Paul MacLean	248
6. Doug Smail	189

PENALTY MINUTES

1. Keith Tkachuk	1508
2. Laurie Boschman	1338
3. Shane Doan	**915**
4. Jim Kyte	772
5. Kris King	762
6. Tim Watters	760

GAME WINNING GOALS

1. Shane Doan	**44**
2. Keith Tkachuk	40
3. Jeremy Roenick	33
4. Doug Smail	31
5. Dale Hawerchuk	29
Thomas Steen	29

ASSISTS

1. Thomas Steen	553
2. Dale Hawerchuk	550
3. Teppo Numminen	426
4. Shane Doan	**365**
5. Keith Tkachuk	300
6. Paul MacLean	270

VERNON FIDDLER

38

Center
5'11" • 201

Shoots:
Left

Born:
May 9, 1980,
Edmonton, Alberta

Age:
29 (30 on 5/9/10)

Acquired:
Signed as a free agent,
July 1, 2009

Drafted:
Not Drafted

2008-09 Played 78 games for the Nashville Predators, recording 11-6-17 and 24 PIM…Tied a career-high in goals (11), reaching the mark for the third consecutive season…Ranked 3rd on the team in face-off efficiency with a personal-best 54.1%, marking the fourth straight season he finished with a face-off percentage above 50.0%…Ranked 2nd among Nashville forwards in average shorthanded time on ice (2:44)…One of three Predators to score multiple shorthanded goals (2)…Tied a team-high with six shootout attempts…Registered a career-high 83 hits…Scored his 11th goal of the season vs. CHI, Apr. 7…Played in his 300th NHL game on Mar. 31 at CBJ…Scored three goals in a four-game span from Dec. 18-26, two of which were GWG (Dec. 26 vs. DET and Dec. 20 vs. NYI)…Converted his first career shootout attempt on Dec. 11 at CBJ…Scored a goal on his first career penalty shot and added an assist at CGY, Nov. 6.

CAREER NOTES **2007-08:** Established career highs in games played (79), assists (21) and points (32)…Tied a personal best in goals (11)…Set a career-high in average time on ice (13:56)…Doubled his hit total from the two previous seasons combined with a career-high 52 hits…Registered six multi-point games after recording four multi-point games total in his first three seasons…One of four players on the team to win more than half the face-offs he took (50.2%)…Ranked 3rd on the club in takeaways (51) and 3rd among Predator forwards in shorthanded time on ice (2:25)…Had a career-high four-game point streak (1-3-4) from Mar. 1-7…Recorded two assists vs. EDM, Feb. 19…Collected his first career three-point game on Feb. 9 vs. SJ…Posted 12 points in a 14-game span from Feb. 9-Mar. 7…Appeared in his 200th career NHL game on Feb. 7 vs. TB…Scored the GWG vs. CBJ, Jan. 31…Collected a goal and an assist vs. CHI, Nov. 15…Scored two goals vs. FLA, Oct. 27…**2008 Playoffs:** Appeared in all six of the club's postseason games and led the team in short handed time on ice (3:53)…**2006-07:** Recorded 11-15-26 and 40 PIM in 72 games with Nashville…Established a career-high in goals (11)…Scored goals in back-to-back games on three occasions (Mar. 22-24; Feb. 25-18; and Nov. 15-16)…Compiled a three-game assist streak (Jan. 15-18)…Played in his 100th NHL game on Dec. 6 at ANA…**2007 Playoffs:** Played in all five of Nashville's games vs. SJ and scored his first career playoff goal in Game Five on Apr 20…**2005-06:** Appeared in 40 games with Nashville, recording 4-8-12 and 42 PIM…Established career-highs in PPG (3) and GWG (2)…Posted his first career two-goal game on Jan. 4 at STL…Also played in 11 games for Milwaukee (AHL) and collected 1-6-7…**2006 Playoffs:** Recorded an assist in his first career NHL playoff game on Apr 27 vs. SJ…**2004-05:** Led Milwaukee (AHL) with a +19 rating and T-3rd on the team in goals (20)…Played an AHL career-high 73 games and registered 20-22-42 and 70 PIM…**2003-04:** Opened the season with Nashville before being re-assigned to Milwaukee (AHL) on Oct. 23…Was recalled to Nashville on Nov. 11 and played 14 consecutive games with the Predators…Ranked 2nd in playoff PIM (36) on the 2004 AHL Calder Cup Champion Milwaukee Admirals…Finished with 5-3-8 in 22 Calder Cup Playoff games…**2002-03:** Recorded 4-2-6 in 19 games with Nashville…Registered his first two career NHL points (1-1-2) at CHI, Nov. 17…Made his NHL debut on Nov. 2 at LA…Collected 8-16-24 in 54 games with Milwaukee (AHL)…**2001-02:** Finished the season with Norfolk (AHL) after opening the season with Roanoke (ECHL)…Named to the 2002 ECHL All-Rookie Team after notching 27-28-55 in 44 games…In 38 games with Norfolk, recorded 8-5-13…**2000-01:** Ranked 2nd on Medicine Hat (WHL) in goals (33) and points (71) and established junior career-highs in goals, assists (38), points and PIM (100)…**1999-00:** Tied for 2nd in points (48) on Kelowna (WHL) and ranked 3rd in goals (20) and assists (28)…Also registered 1-3-4 in five playoff games…**1998-99:** Led Kelowna in goals (22) and finished with 22-21-43 and 82 PIM…**1997-98:** In his first WHL season with Kelowna, appeared in 65 games and collected 10-11-21.

PERSONAL Enjoys golf and wakeboarding…Favorites include You, Me and Dupree (movie), Everybody Loves Raymond (TV show), Morgan Freeman (actor), Kenny Chesney (band/musician) and P.F. Chang's (restaurant)…Lists baseball player Curt Schilling as the person he would most like to meet…Lists his favorite hockey moment as winning the AHL's Calder Cup with Milwaukee in 2004…Nickname is"Fids"…Vernon and his wife Chrissy have one son, Blake.

Career vs. NHL

TEAM	GP	G	A	PTS	PIM
ANA	16	1	2	3	6
ATL	4	0	2	2	2
BOS	4	0	1	1	0
BUF	3	0	0	0	11
CGY	15	4	7	11	12
CAR	5	1	0	1	6
CHI	25	6	4	10	16
COL	17	1	3	4	9
CBJ	30	5	2	7	23
DAL	15	1	2	3	4
DET	27	2	2	4	14
EDM	13	4	5	9	6
FLA	4	2	0	2	0
L.A.	16	0	2	2	18
MIN	15	2	2	4	4
MTL	3	1	0	1	0
NSH	-	-	-	-	-
N.J.	4	0	0	0	0
NYI	4	1	1	2	2
NYR	3	0	0	0	4
OTT	4	0	0	0	2
PHI	3	0	0	0	2
PHX	13	2	4	6	11
PIT	3	0	1	1	2
STL	23	4	3	7	16
S.J.	15	6	3	9	8
T.B.	3	0	0	0	2
TOR	2	1	0	1	0
VAN	13	1	2	3	10
WSH	3	0	0	0	0
TOTALS	**305**	**45**	**48**	**93**	**190**

Pack Fact
Was teammates with Scottie Upshall on the 2004 Calder Cup Champion Milwaukee Admirals (AHL).

CAREER RECORD

			REGULAR SEASON									PLAYOFFS				
SEASON	TEAM	LEAGUE	GP	G	A	PTS	PP	SH	GW	+/-	PIM	GP	G	A	PTS	PIM
1997-98	Kelowna	WHL	65	10	11	21	-	-	-	-	31	7	0	1	1	4
1998-99	Kelowna	WHL	68	22	21	43	-	-	-	-	82	6	2	0	2	8
1999-00	Kelowna	WHL	64	20	28	48	-	-	-	-	60	5	1	3	4	4
2000-01	Kelowna	WHL	3	0	2	2	-	-	-	-	0	-	-	-	-	-
	Medicine Hat	WHL	67	33	38	71	-	-	-	-	100	-	-	-	-	-
	Arkansas	ECHL	3	0	1	1	-	-	-	-	2	5	3	0	3	5
2001-02	Roanoke	ECHL	44	27	28	55	-	-	-	-	71	-	-	-	-	-
	Norfolk	AHL	38	8	5	13	-	-	-	-	28	4	1	3	4	2
2002-03	Nashville	NHL	19	4	2	6	0	0	1	2	14	-	-	-	-	-
	Milwaukee	AHL	54	8	16	24	-	-	-	-	70	6	1	2	3	14
2003-04	Nashville	NHL	17	0	0	0	0	0	0	-6	23	-	-	-	-	-
	Milwaukee	AHL	47	9	15	24	0	0	0	12	72	22	5	3	8	36
2004-05	Milwaukee	AHL	73	20	22	42	1	2	3	19	70	7	0	0	0	18
2005-06	Nashville	NHL	40	8	4	12	3	0	2	-2	42	2	0	1	1	0
	Milwaukee	AHL	11	1	6	7	1	0	0	1	20	-	-	-	-	-
2006-07	Nashville	NHL	72	11	15	26	0	1	1	11	40	5	1	1	2	4
2007-08	Nashville	NHL	79	11	21	32	2	1	1	-4	47	6	0	0	0	0
2008-09	Nashville	NHL	78	11	6	17	1	2	2	-13	24	-	-	-	-	-
NHL TOTALS			**305**	**45**	**48**	**93**	**6**	**4**	**7**	**-12**	**190**	**13**	**1**	**2**	**3**	**4**

CAREER HIGHLIGHTS

MOST GOALS/GAME:
2 – 3 times
(last 2/9/08 at SJ*)

MOST ASSISTS/GAME:
2 – 3 times
(last 2/19/08 at EDM*)

MOST POINTS/GAME:
3 – 2/9/08 at SJ*

MOST PIM/GAME:
15 – 11/26/03 vs. CBJ*

MOST SHOTS/GAME:
6 – 2 times
(last 3/13/08 vs. LA*)

LONGEST GOAL STREAK:
3 games – 12/21/05-12/27/05*

LONGEST ASSIST STREAK:
3 games – 1/15/07-1/18/07*

LONGEST POINT STREAK:
4 games – 3/1/08-3/7/08*

CAREER HAT TRICKS:
None

MULTIPLE POINT GAMES:
11 (last 11/6/08 at CGY*)

**w/ NSH*

FIRSTS

FIRST COYOTES GAME:
None

FIRST COYOTES GOAL:
None

FIRST COYOTES ASSIST:
None

FIRST NHL GAME:
11/2/02 at LA*

FIRST NHL GOAL:
11/17/02 at CHI*

FIRST NHL ASSIST:
11/17/02 at CHI*

MARTIN HANZAL 11

Center
6'5" • 220

Shoots:
Left

Born:
Feb. 20, 1987,
Pisek, Czech Republic

Age:
22 (23 on 2/20/10)

Acquired:
Phoenix's 1st choice (1st round, 17th overall) in the 2005 Entry Draft

2008-09 Played in 74 games for the Coyotes, recording 11-20-31 and 40 PIM…Set career-highs in goals (11), games played (74) and PIM (40)…Led the Coyotes in faceoff attempts (1078), faceoff wins (521) and SHG (2)…Ranked 7th on the team in scoring…Finished with six multi-point games…Registered a four-game point streak (1-3-4) from Mar. 21-30…Collected two assists and was +3 at LA, Feb. 21…Notched two assists at CGY, Jan. 17…Tallied his ninth goal of the season on Dec. 22 at EDM to set new career-high…Scored two goals and recorded a +3 rating in a win at DAL, Dec. 10…Recorded his 1st NHL hat trick vs. TOR, Dec. 4…Notched a season-high six shots on goal vs. FLA, Nov. 8…Recorded an assist in season-opening win vs. CBJ, Oct. 11.

CAREER NOTES **2007-08:** Appeared in 72 games for the Coyotes during his rookie season…Finished with 8-27-35 and 28 PIM…Ranked 6th on the team in points (35) and assists (27)…Also ranked 2nd on the team in faceoff wins (470) and T-4th in GW goals (3)…Among all NHL rookies, ranked 4th in faceoff wins (470), 8th in PP assists (11) and PP points (12), T-8th in assists (27) and 9th in points (35)…Scored the game-winning goal at DAL, Apr. 4…Recorded his first career OT goal in 5-4 win vs. SJ. Mar. 25…Sat out two games due to a hip strain, Mar. 18 to Mar. 20…Recorded a season-high four-game assist streak (0-5-5) from Mar. 8 to March 15… Collected two assists vs. VAN, Mar. 13…Missed eight games due to a shoulder injury, Feb. 5 to Feb. 19…Finished with a goal and an assist vs. CBJ, Jan. 17…Collected a goal and an assist vs. CHI, Jan. 3…Registered a season-high 20:51 TOI vs. COL, Dec. 31…Tallied a season-high four points on a SH goal and three assists at NJ, Dec. 15…Collected two assists at LA, Dec. 8…Notched a three-game point streak (1-6-7) from Dec. 8 to Dec. 15…Scored his first NHL goal, the GWG, and added an assist vs. NSH, Oct. 11…Made his NHL debut and recorded his first NHL point (assist) vs. STL, Oct. 4…**2006-07:** Appeared in 60 games with Red Deer (WHL)…Recorded 26-59-85 and 94 PIM…Named WHL Eastern Conference Second Team All-Star…Led his team in points (85), assists (59), game-winning goals (7), plus/minus (+13) and ranked 3rd in goals (26) and T-5th in PIM (94)…Led all WHL rookies in scoring and ranked T-5th overall…Ranked T-4th in the league and 1st among rookies in game-winning goals…Had a 10-game point streak (6-11-17) from Oct. 7-Nov. 1…Led Red Deer in playoff scoring with 2-7-9 in six games while adding 19 PIM…Scored a goal in each of last three games of regular season…Collected four assists at Lethbridge, Mar. 11…Registered five points with a goal and four assists vs. Regina, Dec. 9…Compiled nine-game point streak from Nov. 10 through Dec. 1 while recording 3-10-13…Posted goal and four assists at Spokane, Nov. 25…Compiled 10-game point streak from Oct. 7 through Nov. 1, collecting 6-11-17…Registered 7-13-20 in 11 games during month of October…Posted four points with goal and three assists at Regina, Oct. 1…**2005-06:** Played in 19 games for Ceske Budejovice in the Czech league…Recorded an assist and 10 PIM…Scored two goals in five games with Mlada Boleslav (Czech-2)…Notched 3-5-8 and 20 PIM in seven games with Ceske Budejovice (Czech Jr.)…Made his North American hockey debut, playing 19 games with Omaha of the USHL…Finished with 4-15-19 and 30 PIM…Added a goal in five playoff games…**2004-05:** Played in 37 games with Ceske Budejovice (Czech-Jr.), recording 22-22-44 and 80 PIM…Had 1-2-3 in two playoff games…Appeared in 15 contests for Ceske Budejovice (Czech-2)…Had a goal and two assists…Went scoreless in six postseason games…**2003-04:** Played two games with the Ceske Budejovice Under-17 team, recording a pair of assists…Also scored a goal while appearing in two playoff games…Played in 53 games for Ceske Budejovice Jr…Finished with 15-7-22 and 32 PIM…**2002-03:** Spent the season with Ceske Budejovice Under-17…Recorded 24-30-54 and 28 PIM in 47 games…Had 1-3-4 and 25 PIM in seven playoff games.

INTERNATIONAL CAREER **2008:** Collected three assists in six games for the Czech Republic at the 2008 World Championships in Halifax and Quebec City…**2007:** Represented Czech Republic at the 2007 World Junior Championships in Sweden…Finished with 2-1-3 in six games…**2006:** Registered two assists in six games for Czech Republic at 2006 World Junior Championships in British Columbia…**2005:** Posted 4-3-2 and was +7 in seven games at 2005 Under-18 World Junior Championships…Was named to the tournament All-Star Team.

PERSONAL Being drafted is his most memorable hockey moment…Hobbies include fishing, soccer, and tennis…Favorite actor is Matt Damon and his favorite movie is The Shawshank Redemption…Enjoys watching poker on ESPN…If he wasn't a hockey player he'd like to be a business man…Likes Czech food…Favorite vacation spot is Spain…Works with the Boys & Girls Club.

Career vs. NHL

TEAM	GP	G	A	PTS	PIM
ANA	13	0	3	3	4
ATL	1	0	0	0	0
BOS	2	0	0	0	0
BUF	3	0	1	1	4
CGY	5	0	5	5	2
CAR	2	0	0	0	4
CHI	8	1	1	2	9
COL	8	0	1	1	4
CBJ	7	2	5	7	4
DAL	11	4	3	7	6
DET	8	2	3	5	2
EDM	7	2	1	3	0
FLA	1	0	1	1	0
L.A.	9	1	5	6	4
MIN	8	0	0	0	2
MTL	2	0	0	0	2
NSH	7	1	1	2	0
N.J.	1	1	3	4	2
NYI	2	0	1	1	2
NYR	2	0	0	0	2
OTT	2	0	1	1	0
PHI	2	1	1	2	0
PHX	-	-	-	-	-
PIT	2	0	0	0	0
STL	8	0	2	2	2
S.J.	14	1	2	3	7
T.B.	1	0	0	0	0
TOR	2	3	1	4	0
VAN	7	0	5	5	6
WSH	1	0	1	1	0
TOTALS	**146**	**19**	**47**	**66**	**68**

Pack Fact
Recorded his 1st NHL hat trick against the Toronto Maple Leafs on Dec. 4, 2008.

CAREER RECORD

			REGULAR SEASON									PLAYOFFS				
SEASON	TEAM	LEAGUE	GP	G	A	PTS	PP	SH	GW	+/-	PIM	GP	G	A	PTS	PIM
2002-03	C. Budejovice U-17	Czech U17	47	24	30	54	-	-	-	-	28	7	1	3	4	25
2003-04	C. Budejovice U-17	Czech U17	2	0	2	2	-	-	-	-	2	2	1	0	1	4
2004-05	C. Budejovice Jr.	Czech Jr.	37	22	22	44	-	-	-	-	80	2	1	2	3	2
	C. Budejovice	Czech-2	15	1	2	3	-	-	-	-	2	6	0	0	0	6
2005-06	C. Budejovice Jr.	Czech Jr.	7	3	5	8	-	-	-	-	20	-	-	-	-	-
	C. Budejovice	Czech	19	0	1	1	-	-	-	-	10	-	-	-	-	-
	Mlada Boleslav	Czech-2	5	2	0	2	-	-	-	-	0	-	-	-	-	-
	Omaha	USHL	19	4	15	19	-	-	-	-	30	5	1	0	1	4
2006-07	Red Deer	WHL	60	26	59	85	-	-	-	-	94	6	2	7	9	19
2007-08	Phoenix	NHL	72	8	27	35	1	1	3	-7	28	-	-	-	-	-
2008-09	Phoenix	NHL	74	11	20	31	0	2	2	-4	40	-	-	-	-	-
FRANCHISE AND NHL TOTALS			**146**	**19**	**47**	**66**	**1**	**3**	**5**	**-11**	**68**	**-**	**-**	**-**	**-**	**-**

CAREER HIGHLIGHTS

MOST GOALS/GAME:
3 – 12/4/08 vs. TOR

MOST ASSISTS/GAME:
3 – 12/15/07 at NJD

MOST POINTS/GAME:
4 – 12/15/07 at NJD

MOST PIM/GAME:
5 – 2 times
(last 4/9/09 at SJ)

MOST SHOTS/GAME:
6 – 11/8/08 vs. FLA

LONGEST GOAL STREAK:
2 games – 12/2/08-12/4/08

LONGEST ASSIST STREAK:
4 games – 3/8/08 – 3/15/08

LONGEST POINT STREAK:
4 games – 2 times
(last 3/21/09-3/30/09)

CAREER HAT TRICKS:
1 – 12/4/08 vs. TOR

MULTIPLE POINT GAMES:
12 (last 2/21/09 at LA)

FIRSTS

FIRST COYOTES GAME:
10/4/07 vs. STL

FIRST COYOTES GOAL:
10/11/07 at NSH

FIRST COYOTES ASSIST:
10/4/07 vs. STL

FIRST NHL GAME:
10/4/07 vs. STL

FIRST NHL GOAL:
10/11/07 at NSH

FIRST NHL ASSIST:
10/4/07 vs. STL

ED JOVANOVSKI

55

Defense
6'2" • 220

Shoots:
Left

Born:
June 26, 1976,
Windsor, Ontario

Age:
33 (34 on 6/26/10)

Acquired:
Signed as a free agent,
July 1, 2006

Drafted:
Florida's 1st choice (1st round, 1st overall) in the 1994 Entry Draft

Career vs. NHL

TEAM	GP	G	A	PTS	PIM
ANA	46	6	15	21	38
ATL	6	0	3	3	22
BOS	23	0	9	9	19
BUF	23	6	6	12	82
CGY	51	3	13	16	92
CAR	20	5	2	7	30
CHI	38	10	13	23	75
COL	48	6	13	19	60
CBJ	27	5	17	22	32
DAL	45	9	19	28	44
DET	36	7	13	20	65
EDM	47	2	24	26	67
FLA	8	2	2	4	15
L.A.	48	7	24	31	66
MIN	31	3	7	10	48
MTL	22	2	6	8	53
NSH	30	5	12	17	43
N.J.	26	2	5	7	36
NYI	27	2	11	13	21
NYR	27	3	9	12	32
OTT	22	3	6	9	21
PHI	28	4	8	12	63
PHX	31	5	14	19	25
PIT	25	2	3	5	41
STL	36	6	11	17	50
S.J.	49	5	20	25	63
T.B.	23	0	10	10	52
TOR	20	3	15	18	24
VAN	16	2	2	4	26
WSH	24	3	3	6	22
TOTALS	**903**	**118**	**315**	**433**	**1327**

2008-09 Recorded 9-27-36 and 106 PIM while appearing in all 82 games for the Coyotes…Led all Coyotes defensemen in goals, assists and points…Played in all 82 games for the second time in his career and was one of only three Coyotes players (Doan, Michalek) to do so in 2008-09…Ranked 2nd on the team in PP goals (6), shots (194), average time on ice (22:09) and PIM…Also ranked 2nd on the team in PP points (18), PP assists (12) and hits (132) and ranked 3rd in blocked shots (112), T-3rd in assists and T-4th in points…Tied his career-high with three GWGs…Finished with seven multi-point games…Appeared in his 900th career NHL game at LA, Apr. 4…Registered a goal and an assist in a 2-1 win vs. LA, Apr. 2…Collected a goal, assist and a season-high 14 PIM at DET, Feb. 4…Scored the GWG and was +3 in a 6-3 win vs. DET, Jan. 20…Compiled a four-game point streak (1-4-5) from Nov. 29-Dec. 6…Scored his first goal of the season (PP, GWG) at CGY, Nov. 4.

CAREER NOTES Has played in five NHL All-Star Games during his career (2001, 2002, 2003, 2007 and 2008)…**2007-08:** Played in 80 games for the Coyotes, finishing with 12-39-51 and 73 PIM…Established new career-high in points (51)…Ranked 2nd on the team in assists (39) and 4th in points (51)…Led the team in TOI/game (22:32) and tied for team-lead in PP points (27)…Recorded his 50th point of the season with a goal on vs. ANA, Mar. 22…Collected a goal and an assist while playing in his 800th NHL game at LA, Feb. 18…Registered 1-2-3 vs. LA, Feb. 16…Appeared in his fifth career All-Star Game on Jan. 27 in Atlanta…Registered a career-high four points (1-3-4) vs. SJ, Jan. 15…Scored his 100th NHL goal vs. DET, Dec. 29…Collected three assists vs. LA, Nov. 21…Registered 1-2-3 vs. DAL, Nov. 8…Scored his first goal of the season and collected an assist vs. ANA, Nov. 3…Recorded two assists while playing in his 750th NHL game vs. DAL, Oct. 27…Collected his first point of the season with an assist vs. MIN, Oct. 13…**2006-07:** Appeared in 54 games and recorded 11-18-29 in his first season with the Coyotes…Led all Coyotes defensemen in scoring and ranked 4th in points on the team (29)…Also ranked 2nd in PP goals (6), 2nd in average TOI (23:08), T-2nd in PP points (14), 4th in blocked shots (71), T-4th in goals (11), 5th in shots (135) and 5th in shooting percentage (8.1%)…Led the team in TOI in 22 of the 54 games he played in…Missed the final 22 games of the season due to a groin injury…Recorded his 200th NHL assist at CBJ, Feb. 6…Played in his fourth career NHL All-Star Game in Dallas, recording two assists…Scored two goals and added an assist while also posting season-highs in shots (8) and TOI (28:13) vs. STL, Jan. 15…Recorded a three-game point streak (1-3-4) from Jan. 7-Jan. 11…Collected a goal and an assist in a 5-2 win over DAL, Jan. 9…Missed five games with a groin injury, Dec. 21-Dec. 30…Registered a goal and an assist vs. CBJ, Dec. 14…Scored a goal in back-to-back games on Dec. 7 (at CHI) and Dec. 9 (vs. DAL)…Put together a three-game assist streak (0-3-3) from Nov. 25-Dec. 1…Notched three points on a goal and two assists at ANA, Nov. 19…Scored the GWG and added an assist in a 6-4 win over LA, Nov. 4…Recorded his first goal as a Coyote at CBJ, Oct. 9…Picked up two assists in his first game in a Coyotes uniform on Opening Night vs. NYI, Oct. 5…**2005-2006:** In his 7th season with Vancouver, played in 44 games, recording 8-25-33 and 58 PIM…Ranked 11th among NHL defensemen in points per game at .75 (minimum 10 games played)…Returned after missing 27 games due to a groin injury and scored GWG, Apr. 8 vs. CGY…Out with groin injury, Dec. 31-Apr. 3…Led the team in scoring (1-2-3) vs. NSH, Dec. 28…Collected three assists and led the team in scoring vs. EDM, Dec. 21…Was named the Molson Cup Three Star award winner for the month of November…Recorded his 300th and 301st NHL career points (1-1-2) at SJ, Nov. 16…Recorded two points (1-1-2) vs. MIN, Nov. 2…Scored a goal and an assist, Oct. 22 vs. COL…Scored his first goal of the season and added an assist vs. PHX, Oct. 20…Registered three assists, Oct. 16 vs. DAL…Recorded two assists and led the team in ice time (31:08), Oct. 8 at EDM…Led Canucks' defensemen in scoring for three consecutive seasons from 2000-01 through 2002-03 and was honored with the Walter "Babe" Pratt Award as the Canucks' top defenseman in each of those campaigns…In 2001-02, ranked second among NHL defensemen with 17 goals and set career highs in both goals and points (48)…Ranked 5th in Canucks' history in scoring among defensemen with 234 points with the club following the 2005-05 season…**2003-04:** Finished the season with 7-16-23 in 56 games…Returned to the line-up after missing 25 games with a shoulder injury, recording two assists on Mar. 21 vs. CBJ…Sustained a shoulder injury, Jan. 25 vs. NSH…Scored two goals and an assist, Jan. 13 at PHX…Scored the game-tying goal, unassisted on an end-to-end rush, Dec. 11 vs. COL…Scored two goals and an assist, led all players with 10 shots on net, Nov. 18 vs. MON…Scored his first goal of the season and finished the game with a plus-2, Oct. 20 vs. BUF…**2004 Playoffs:** Played seven games with Vancouver, recording four assists…**2002-03:** Finished the season with a new career high with 40 assists…Recorded 46 points in 67 games played…Named to the Western Conference All-Star Team, Jan. 16…Collected his 37th assist, Mar. 23 vs. WSH…Recorded his 36th assist of the season, establishing a new career high for assists, Mar. 20 vs. NSH…Recorded his 25th assist and finished the game with a plus-3 rating, Feb. 23 vs. CBJ…Recorded an assist on the overtime game-winning goal, Feb. 22 at EDM…Returned to the line-up after being sidelined with a heel injury (14 games) and played 23 minutes, Jan. 30 vs. EDM…Scored one goal, Dec. 19 at NSH…Recorded his 20th assist of the year while leading the team in ice-time (25:36) and shifts (32), Dec. 17 at CHI…Recorded two assists and led the team in ice-time, playing 25:07, Dec. 14 at EDM…Recorded his 16th assist, finishing with a plus-2 rating and extending his point streak to 4 games (1-4-5), Nov. 30 at FLA…Scored his third goal of the season, recorded a team-high five shots on net and led all players in ice-time playing 26:17, Nov. 27 at CAR…Collected his 11th and 12th assists of the season, extending his assist streak to five games and led the team in ice-time playing 26:39, Nov. 20 vs. CHI…Scored the GWG, his 2nd of the season, Nov. 2 at MIN…**2003 Playoffs:** Ranked T-6th among all defensemen in playoff scoring with 7-1-8 in 14 games…Led all defensemen in goals with seven…T-4th among all post-season players in goals (7)…T-2nd in PP goals (4)…**2001-02:** Ranked 2nd among all NHL defensemen with 17 goals…Recorded a career high 17 goals and 48 points…Represented the Canucks at the NHL All-Star Game….Recorded his 31st assist of the season, setting a new career high for points with 48, Apr. 13 at CGY…Scored his 17th goal and 28th assist of the season, Apr. 3 at LA…

Pack Fact
Is the first Coyote to appear in back-to-back All-Star Games (2007, 2008) since Teppo Numminen in 2000 and 2001.

CAREER RECORD

			REGULAR SEASON									PLAYOFFS				
SEASON	TEAM	LEAGUE	GP	G	A	PTS	PP	SH	GW	+/-	PIM	GP	G	A	PTS	PIM
1991-92	Windsor	OMHA	50	25	40	65	-	-	-	-	88	-	-	-	-	-
1992-93	Windsor	OHA-B	48	7	46	53	-	-	-	-	88	-	-	-	-	-
1993-94	Windsor	OHL	62	15	36	51	-	-	-	-	221	4	0	0	0	15
1994-95	Windsor	OHL	50	23	42	65	-	-	-	-	198	9	2	7	9	39
1995-96	Florida	NHL	70	10	11	21	2	0	2	-3	137	22	1	8	9	52
1996-97	Florida	NHL	61	7	16	23	3	0	1	-1	172	5	0	0	0	4
1997-98	Florida	NHL	81	9	14	23	2	1	3	-12	158	-	-	-	-	-
1998-99	Florida	NHL	41	3	13	16	1	0	1	-4	82	-	-	-	-	-
	Vancouver	NHL	31	2	9	11	0	0	0	-5	44	-	-	-	-	-
1999-00	Vancouver	NHL	75	5	21	26	1	0	1	-3	54	-	-	-	-	-
2000-01	Vancouver	NHL	79	12	35	47	4	0	2	-1	102	4	1	1	2	0
2001-02	Vancouver	NHL	82	17	31	48	7	1	3	-7	101	6	1	4	5	8
2002-03	Vancouver	NHL	67	6	40	46	2	0	1	19	113	14	7	1	8	22
2003-04	Vancouver	NHL	56	7	16	23	2	0	1	2	64	7	0	4	4	6
2004-05	Did Not Play															
2005-06	Vancouver	NHL	44	8	25	33	6	0	2	-8	58	-	-	-	-	-
2006-07	Phoenix	NHL	54	11	18	29	6	0	1	-6	63	-	-	-	-	-
2007-08	Phoenix	NHL	80	12	39	51	8	0	2	-13	73	-	-	-	-	-
2008-09	Phoenix	NHL	82	9	27	36	6	0	3	-15	106	-	-	-	-	-
FRANCHISE TOTALS			**216**	**32**	**84**	**116**	**20**	**0**	**6**	**-34**	**242**	**-**	**-**	**-**	**-**	**-**
NHL TOTALS			**903**	**118**	**315**	**433**	**50**	**2**	**23**	**-57**	**1327**	**58**	**10**	**18**	**28**	**92**

CAREER HIGHLIGHTS

MOST GOALS/GAME:
2 – 5 times
(last 1/15/07 vs. STL)

MOST ASSISTS/GAME:
3 – 6 times
(last 1/15/08 vs. SJ)

MOST POINTS/GAME:
4 – 1/15/08 vs. SJ

MOST PIM/GAME:
27 – 10/11/03 vs EDM#

MOST SHOTS/GAME:
12 – 10/8/00 at TB#

LONGEST GOAL STREAK:
2 games – 11 times
(last 2/16/08 – 2/18/08)

LONGEST ASSIST STREAK:
6 games – 2/22/03-3/3/03#

LONGEST POINT STREAK:
6 games – 2/22/03 – 3/3/03#

CAREER HAT TRICKS:
None

MULTIPLE POINT GAMES:
75 (last 4/2/09 vs. LA)

** w/FLA # w/ VAN*

FIRSTS

FIRST COYOTES GAME:
10/5/06 vs. NYI

FIRST COYOTES GOAL:
10/9/06 at CBJ

FIRST COYOTES ASSIST:
10/5/06 vs. NYI

FIRST NHL GAME:
11/2/95 at PHI*

FIRST NHL GOAL:
12/2/95 at HFD*

FIRST NHL ASSIST:
11/5/95 vs. TB*

ED JOVANOVSKI

55

Defense
6'2" • 220

Shoots:
Left

Born:
June 26, 1976,
Windsor, Ontario

Age:
33 (34 on 6/26/10)

Acquired:
Signed as a free agent,
July 1, 2006

Drafted:
Florida's 1st choice (1st round, 1st overall) in the 1994 Entry Draft

Scored the GWG in OT, Dec. 12 at ANA…Scored a goal and an assist, Nov. 7 at CBJ…Won the October segment of the Molson Cup Three Stars…Recorded two assists, Oct. 30 vs. CBJ…Recorded 1-2-3, his fourth three point game, Oct. 9 at COL…**2002 Playoffs:** Tied for 1st among Canuck players in playoff scoring with 1-4-5 in 6 games…**2000-01:** Set new career highs in goals (12), assists (35), and points (47)…Won the Walter "Babe" Pratt Award (Top Defenseman)…Led all Canucks skaters with 1,971 minutes of ice-time…Played his 400th career NHL regular season game…Recorded two assists, setting a new career high for points, Jan. 24 vs. PHX…Recorded an assist in his first NHL All-Star Game…Recorded three assists for the second time in his career, Dec. 4 vs. NSH….Collected a single-game career high three assists, Oct. 14 vs. BUF…Recorded career-high 12 shots on goal, one off the Canucks franchise record, Oct. 8 at TB…Scored the OT GWG, Oct. 6 at FLA…Named an assistant captain, Oct. 5…**2001 Playoffs:** Played four playoff games with VAN, collecting 1-1-2…**1999-00:** Led all Canucks skaters in total ice time with 1782 minutes…Ranked 3rd in the NHL with 30.31 shifts per game…Set new career highs for points (26) and assists (21)…Set a new career high for points in one game with 3 (1-2-3), Mar 6 vs. TOR…Had two three-game point scoring streaks (Oct. 24 to Oct. 28 and Nov. 7 to Nov 12)…Missed six games with a groin strain, Jan. 13 to Jan.23…**1998-99:** Acquired by VAN from FLA along with Dave Gagner, Mike Brown and Kevin Weekes on Jan 17…Set a career high in assists with his 17th of the season on Mar 24 at COL…Set a career high with 27 points…Had two multiple point games…**1997-98:** Completed his third NHL season and third as a Panther…Ranked 2nd among Panther defensemen with 23 points…Matched a career high in points and finished 2nd on the team in penalty minutes (158)…Played his 200th NHL game on Mar 26 vs. MON…**1996-97:** Tied for 3rd in scoring among Panthers defensemen with 23 points…Finished 2nd on the team in penalty minutes (172)…Sprained his knee on Jan 15 in EDM and missed 16 games before returning on Feb 22 vs. PHI…**1997 Playoffs:** Played five playoff games (no points)…**1995-96:** Named to NHL's All-Rookie Team, becoming the first Panther to ever receive this honor…Chosen as a finalist for the league's Calder Trophy and was named Rookie of the Year by The Hockey News…Led all rookie NHL defensemen in goals (10), finishing 3rd in points (21)…**1996 Playoffs:** Led Panther defensemen with nine playoff points (1-8-9) in 22 playoff games…Helped lead the Panthers to the Stanley Cup Finals versus Colorado…**1994-95:** Named an OHL First Team All-Star after recording 23 goals, 42 assists and 198 penalty minutes in 50 games for Windsor (OHL).

INTERNATIONAL CAREER **2008:** Helped lead Canada to a Silver Medal at the 2008 World Championships…**2006:** Was selected to the Team Canada roster for the 2006 Winter Olympics – his second Olympic Team selection – but was unable to attend due to injury…**2005:** Helped lead Canada to a Silver Medal at the 1995 World Championships…**2004:** Helped lead Team Canada to a Gold Medal at the World Cup of Hockey…Helped Canada win a Gold Medal at the 2004 World Championships…**2002:** Helped lead Canada to a Gold Medal at the Winter Olympics in Salt Lake City, Utah…**2000:** Played in nine games for Canada at the World Championship…**1998:** Played for Canada in World Championships in Switzerland, collecting 2-1-3 in 6 games…**1996:** Was a member of the Silver Medal winning Team Canada at the World Cup of Hockey, though he didn't see any action in the tournament…**1995:** Led Canada to Gold Medal at the World Junior Championships in Red Deer, Alberta.

PERSONAL Ed and his wife Kirstin have four children: Kylie, Kyra and twins Cole and Coco…Did not start playing hockey until the age of 11…His father, Kostadin, was a professional soccer player in Yugoslavia…Enjoys all sports, especially golf, roller-blading and football…His favorite TV show is CSI Miami and favorite band is the Dave Matthews Band….His first job was delivering newspapers.

Pack Fact
Scored a career-high 51 points in 2007-08.

By the Numbers

5 Career All-Star appearances for Jovanovski (2001, 2002, 2003, 2007, 2008)

1ST Overall draft pick in 1994 by the Florida Panthers

82 Games played in 2008-09, marking the second time in his career he did not miss a single game

51 Career-high in points recorded in 2007-08, becoming the first Coyotes defenseman to reach the 50-point mark since 2001-02

22 Playoff games he appeared in as a rookie during Florida's run to the 1996 Stanley Cup Finals

9 Times he has represented Team Canada in international competition (four World Championships, two Olympics, two World Cups and one World Junior Championship)

58 Career postseason games played, the most among current Coyotes

LAURI KORPIKOSKI

29

Left Wing
6'1" • 195

Shoots:
Left

Born:
July 28, 1986,
Turku, Finland

Age:
23 (24 on 7/28/10)

Acquired:
From NY Rangers in exchange for Enver Lisin, July 13, 2009

Drafted:
NY Rangers' 2nd choice (1st round, 19th overall) in the 2004 NHL Entry Draft.

2008-09 Played in 68 games with the New York Rangers as a rookie, collecting 6-8-14 and 14 PIM…Recorded his first career multi-assist game with two assists vs. COL, Feb. 28…Registered 3-1-4 in a four-game span from Feb. 11-16…Recorded 1-1-2 vs. WSH, Feb. 11…Scored a goal and added an assist on Jan. 10 at OTT to post his first career multi-point effort…Tallied his first NHL assist on Nov. 15 vs. BOS…Recorded his first NHL regular season goal, the GWG, at NJ, Nov. 12…Made his NHL regular season debut at TBL, Oct. 4…**2009 Playoffs:** Played seven games with the Rangers, recording two assists…Assisted on Drury's GWG vs. WSH in Game 4 of ECQF series, Apr. 22.

CAREER NOTES **2007-08:** Appeared in 79 games with the Hartford Wolf Pack (AHL), tallying 23-27-50 and 71 PIM…Ranked T-3rd on the team in goals (23) and 2nd in SHG (2)…Finished 4th on the club in points (50), 5th in PPG (6) and 5th in plus/minus rating (+20)…Posted 12 multi-point games…Notched the GWG on Mar. 28 vs. Worcester…Recorded two four-game points streaks… Also appeared in five playoff games with Hartford, recording 1-1-2…**2008 Playoffs:** Played one game with the Rangers, scoring a goal while making his NHL debut vs. PIT in Game 5 of their ECSF series, May 4…**2006-07:** Appeared in 78 games with Hartford (AHL), registering 11-27-38 and a +8 rating…In his first full season with Hartford, ranked T-3rd on the team in games played (78) and ranked 4th on the team in assists (27)…His +8 rating ranked T-2nd on the team among rookies…Ranked 3rd among Wolf Pack rookies in goals (11) and 4th among rookies in points (38)…Registered a four-game point streak (1-7-8) from Feb. 18-25…Scored his first SHG on Jan. 6 at Springfield and added an assist in a 6-3 win…Tallied three assists on Nov. 11 vs. San Antonio in a 9-3 victory…Recorded his first multi-point game on Nov. 1 vs. Portland, recording two assists in a 4-3 win…**2005-06:** Played in five games with Hartford, collecting 2-1-3…In 11 playoff games with the Wolf Pack, registered 1-0-1 and two PIM…**2005-06:** Appeared in 51 career games with TPS Turku (Finnish League), recording 3-4-7 and 16 PIM…Posted a three-game point-scoring streak from Sept. 22-30, recording 2-1-3…In two playoff games, registered one assist…Nominated as best Finnish player for Finland U-20…**2004-05:** In 41 regular season contests with TPS Turku (Finnish League), posted 0-6-6 along with 12 PIM…Skated in six playoff games, tallying one goal.

INTERNATIONAL CAREER **2006:** Captured a bronze medal at the World Junior Championship, recording 1-5-6 and four PIM in seven games…Ranked T-5 in assists among all players in the tournament…**2005:** In five games at the World Junior Championship, collected 2-0-2 and six PIM…**2004:** Skated in six games for Finland at the World Junior (U-18) Championship, notching 5-6-11 and a +7 rating…T-1st among all players in the tournament with 11 points.

PERSONAL Lists Wedding Crashers as his favorite movie…Most memorable hockey moment was playing pond hockey with friends in Finland…Other favorites include: Family Guy (TV show); Will Farrell and Denzel Washington (actors); New York City (road city).

Career vs. NHL

TEAM	GP	G	A	PTS	PIM
ANA	1	0	0	0	0
ATL	3	0	0	0	2
BOS	4	0	2	2	0
BUF	4	0	0	0	0
CGY	1	0	0	0	0
CAR	4	1	0	1	0
CHI	2	0	1	1	2
COL	1	0	2	2	0
CBJ	-	-	-	-	-
DAL	1	0	0	0	0
DET	1	0	0	0	0
EDM	1	0	0	0	0
FLA	4	0	1	1	0
L.A.	1	0	0	0	0
MIN	1	0	0	0	0
MTL	3	0	0	0	2
NSH	1	0	0	0	2
N.J.	6	1	0	1	0
NYI	3	0	0	0	2
NYR	-	-	-	-	-
OTT	4	1	1	2	0
PHI	6	1	0	1	0
PHX	1	0	0	0	0
PIT	4	0	0	0	2
STL	1	1	0	1	0
S.J.	1	0	0	0	0
T.B.	3	0	0	0	0
TOR	2	0	0	0	0
VAN	1	0	0	0	0
WSH	3	1	1	2	2
TOTALS	**68**	**6**	**8**	**14**	**14**

Pack Fact
Was one of two first round draft choices (19th overall) by the NY Rangers in 2004, along with Coyotes prospect Al Montoya (6th overall).

CAREER RECORD

			REGULAR SEASON									PLAYOFFS				
SEASON	TEAM	LEAGUE	GP	G	A	PTS	PP	SH	GW	+/-	PIM	GP	G	A	PTS	PIM
2002-03	TPS U18	Fin-U18	21	7	4	11	-	-	-	-	10	4	5	3	8	16
2003-04	TPS Jr.	Fin-Jr.	36	12	8	20	-	-	-	-	20	4	0	2	2	4
2004-05	TPS Jr.	Fin-Jr.	3	3	0	3	-	-	-	-	0	-	-	-	-	-
	TPS	Finland	41	0	6	6	-	-	-	-	12	6	1	0	1	0
2005-06	TPS Jr.	Fin-Jr.	1	1	0	1	-	-	-	-	2					
	TPS	Finland	51	3	4	7	-	-	-	-	16	2	0	1	1	0
	Hartford	AHL	5	2	1	3	1	0	0	0	0	11	1	0	1	2
2006-07	Hartford	AHL	78	11	27	38	3	1	2	8	23	7	0	0	0	0
2007-08	Hartford	AHL	79	23	27	50	6	2	-	20	71	-	-	-	-	-
	New York	NHL	-	-	-	-	-	-	-	-	-	1	1	0	1	0
2008-09	New York	NHL	68	6	8	14	0	0	1	-10	14	7	0	2	2	0
NHL TOTALS			**68**	**6**	**8**	**14**	**0**	**0**	**1**	**-10**	**14**	**8**	**1**	**2**	**3**	**0**

CAREER HIGHLIGHTS

MOST GOALS/GAME:
1 – 6 times
(last 2/16/09 at STL*)

MOST ASSISTS/GAME:
2 – 2/28/09 vs. COL*

MOST POINTS/GAME:
2 – 3 times
(last 2/28/09 vs. COL*)

MOST PIM/GAME:
2 – 7 times
(last 3/17/09 at MTL*)

MOST SHOTS/GAME:
4 – 12/27/08 vs. NJ*

LONGEST GOAL STREAK:
2 games – 2/15/09 - 2/16/09*

LONGEST ASSIST STREAK:
None

LONGEST POINT STREAK:
2 games – 2 times
(last 2/15/09-2/16/09*)

CAREER HAT TRICKS:
None

MULTIPLE POINT GAMES:
3 (last 2/28/09 vs. COL*)

FIRSTS

FIRST COYOTES GAME:
None

FIRST COYOTES GOAL:
None

FIRST COYOTES ASSIST:
None

FIRST NHL GAME:
10/4/08 at TB*

FIRST NHL GOAL:
11/12/08 at NJ*

FIRST NHL ASSIST:
11/15/08 vs. BOS*

** w/ NYR*

JASON LABARBERA

1

Goaltender
6'3" • 225

Catches:
Left

Born:
Jan. 18, 1980,
Burnaby, British Columbia

Age:
29 (30 on 1/18/10)

Acquired:
Signed as a free agent,
July 1, 2009

Drafted:
NY Rangers' 3rd choice (3rd round, 66th overall) in the 1998 Entry Draft

2008-09 Posted a record of 8-10-6 with a 2.78 GAA, a .901 SV% and two shutouts in 28 total games last season with the Los Angeles Kings and Vancouver Canucks…Appeared in 19 games with Los Angeles, posting a record of 5-8-4 with a 2.83 GAA, a .893 SV% and two shutouts…Traded to Vancouver on Dec. 30 and went on to post a 3-2-2 record with a 2.66 GAA and a .915 SV% in nine games with the Canucks…Stopped 22 of 23 shots in win at COL, Mar. 27…Turned away 31 of 32 shots to record a win at NSH in his Canucks debut, Jan. 1…Stopped all 23 shots he faced to record his second shutout of the season in win vs. CBJ, Dec. 6…Notched his first shutout of the season and third of his career by making 15 saves at STL, Oct. 24…Made a season-high 38 saves on 41 shots in loss at SJ, Oct. 11.

CAREER NOTES **2007-08:** Appeared in career-high 45 games for Los Angeles, posting a record of 17-23-2 with a 3.00 GAA, a .910 SV% and one shutout…Finished with a career-high 17 wins and .910 SV%…His .910 save percentage tied for the third highest in Kings single-season history…Was 2-1 in shootouts, stopping five of 10 shots…Missed the final 20 games of the season due to sports hernia surgery…Stopped 39 of 42 shots in 6-3 victory vs. CGY, Feb. 15…Had a 2.89 GAA (36 GA in 747:07) and .919 SV% (stopped 407 of 443 shots) during a 13-games span from Jan. 10-Feb. 9…Started a career-high 15 straight games from Jan. 5 - Feb. 9…Stopped 39 of 41 shots in 4-2 victory at NYR, Feb. 5…Stopped 43 of 46 shots in 4-3 victory at VAN, Jan. 19…Stopped career high 48 shots (24 in 3rd period) in 5-2 victory vs. TOR, Jan. 10…Named NHL's No. 1 Star of the Week Oct. 29, 2007…Had four-game winning streak that lasted from Oct. 19-27, allowing four goals on 110 shots (.964 SV%)…Stopped 34 of 35 shots in 4-1 victory vs. EDM, Oct. 27…Earned second career shutout vs. NSH, Oct. 23…**2006-07:** Named winner of the Aldege "Baz" Bastien Memorial Award (most outstanding goaltender in the American Hockey League) and named a First Team AHL All-Star after posting a record of 39-20-1 with a 2.21 GAA, a .933 SV% and seven shutouts in 62 regular season games with Manchester…Led all AHL goaltenders with 62 appearances, 39 wins, a .933 SV%, 3,619 minutes played, 1,995 shots faced and 1,862 saves…Ranked T-2nd in the league with seven shutouts while leading Manchester to Atlantic Division championship…Voted to be a starter for the Canadian team at the 2007 Rbk Hockey AHL All-Star Classic…Was the Rbk X-Pulse AHL Goaltender of the Month for January 2007…**2005-06:** Appeared in 29 games for Los Angeles, posting a record of 11-9-2 with a 2.89 GAA, a .900 SV% and one shutout…Became the second goaltender to begin his Kings career with five straight wins…His five-game winning streak ended with a loss in relief in his sixth game of the season, a 5-4 loss vs. SJ, Oct. 28…Won his first seven starts while allowing just 12 goals in the seven games…Was considered for the NHL's Rookie of the Month for October after posting a 6-1-0 record, a .938 SV% and a 1.70 GAA…Was the winning goalie in the Kings' first-ever shootout game, a 3-2 win vs. NSH, Nov. 5, 2005… Stopped his first-ever penalty shot in the same game (against David Legwand)…Went on to stop all three penalty shots he faced during the season, also denying Paul Kariya (at NSH, Nov. 24) and Ladislav Nagy (at PHX, Dec. 29)…Assigned to Manchester for conditioning on Jan. 11…Appeared in three games for Manchester before being recalled on Jan. 16…Played in 13 of the Kings final 35 games and had six starts…Faced a then career-high 40 shots vs. CGY, Apr. 15 (2-1 shootout win)…Recorded his first career shutout in the NHL and as King at SJ, Apr. 17, stopping all 31 shots in 4-0 win…Finished with a 2-0 record in shootouts while stopping all five shootout attempts he faced…**2004-05:** Played in 53 games for Hartford (AHL), posting a record of 31-16-2 with a 1.84 GAA, a .934 SV% and six shutouts…Shared the AHL's Harry "Hap" Holmes Award (given to the team with the lowest GAA) with Hartford Wolf Pack teammate Stephen Valiquette…The duo allowed just 160 goals in 80 games…Ranked 2nd among all AHL goaltenders with a 1.84 GAA…Posted the third-best regular season SV% (.934) among AHL backstops…Started for the Canadian AHL All-Stars at the 2005 AHL All-Star Classic and stopped all 11 shots he faced in one period of work…Won 14 straight AHL decisions from Nov. 27 through Jan. 12…Named AHL Goaltender of the Month for October (4-0-0, 1.00 GAA, .962 SV%)…**2003-04:** Earned first career NHL win with 19 saves vs. WASH, March 5…Appeared in four NHL games, going 1-2-0 with a 4.85 GAA…Named the AHL's Most Valuable Player (Les Cunningham Award)…Also received the Aldege "Baz" Bastien Award (AHL's Top Goaltender) and was a First-Team AHL All-Star…Finished the regular season as the AHL's leader with 34 wins…Set a new league record with 13 shutouts in one season…Also ranked 2nd in the league with a 1.59 GAA, 4th with a .936 SV% and 5th with 3,393 minutes played…Set new club single-season records with his 34 wins, 1.59 GAA, 13 shutouts, nine ties and 3,393 minutes played…Registered eight straight postseason wins from April 21-May 5 while leading Hartford to the AHL's Eastern Conference Finals…**2002-03:** Appeared in 46 regular season games with Hartford (AHL), posting a 18-17-6 record, 2.57 GAA and .915 SV%…Compiled a six-game unbeaten streak (3-0-3) that lasted from March 2-22…Also had a four-game winning streak that lasted from Nov. 2-9…Recorded his first career AHL shutout Nov. 2 at Chicago, stopping all 31 shots (won 4-0)…**2001-02:** Split season between Hartford (AHL) and Charlotte (ECHL)…Appeared in 20 games with Hartford, posting a 7-11-1 record, 3.12 GAA and .912 SV% …Posted a 9-3-1 record, 2.34 GAA and .924 SV% in 13 appearances with Charlotte…**2000-01:** Made his NHL debut with the Rangers Oct. 14, 2000 at PIT, stopping two shots in 9:43 of relief (no decision – relieved Kirk McLean)…Went 18-10-7 in 35 appearances with Charlotte (ECHL)…Also went 1-1-0 in four appearances with Hartford…Dressed as a back-up for the Wolf Pack during the Calder Cup Playoffs…**1999-00:** Split the season between Portland and Spokane (WHL)…Totaled a record of 20-30-4…Named a WHL All-Star…**1998-99:** Went 18-23-9 with four shutouts in 51 games for Portland (WHL)…**1997-98:** Went 18-4-0 in 23 games with Portland (WHL)…Appeared in the CHL Top Prospects Game…Was a member of Portland's Memorial Cup Championship team.

Career vs. NHL

TEAM	GP	MINS	GA	SOG	SHO	W	L	T/OT	PTS%	GAA	SV%
ANA	7	399	16	190	0	3	2	1	0.583	2.41	0.916
ATL	2	125	9	76	0	1	0	1	0.75	4.32	0.882
BOS	-	-	-	-	-						
BUF	1	43	4	14	0	0	1	0	0	5.58	0.714
CGY	8	390	21	212	0	2	4	0	0.333	3.23	0.901
CAR	1	63	3	26	0	1	0	0	1	2.86	0.885
CHI	3	173	8	85	0	2	0	0	1	2.77	0.906
COL	7	351	22	171	0	1	5	0	0.167	3.76	0.871
CBJ	6	276	7	130	1	2	3	0	0.4	1.52	0.946
DAL	10	544	25	262	0	4	3	1	0.563	2.76	0.905
DET	7	390	26	209	0	1	3	2	0.333	4	0.876
EDM	6	344	7	171	0	5	0	1	0.917	1.22	0.959
FLA	-	-	-	-	-	-	-	-	-	-	-
L.A.	-	-	-	-	-	-	-	-	-	-	-
MIN	-	-	-	-	-	-	-	-	-	-	-
MTL	-	-	-	-	-	-	-	-	-	-	-
NSH	7	320	17	158	1	3	3	0	0.5	3.19	0.892
N.J.	2	43	7	30	0	0	1	0	0	9.77	0.767
NYI	1	60	1	29	0	1	0	0	1	1	0.966
NYR	2	123	5	71	0	1	0	1	0.75	2.44	0.93
OTT	2	79	8	33	0	0	1	0	0	6.08	0.758
PHI	1	65	3	40	0	0	0	1	0.5	2.77	0.925
PHX	9	400	23	222	0	1	5	1	0.214	3.45	0.896
PIT	3	129	11	69	0	0	2	0	0	5.12	0.841
STL	10	501	18	248	1	3	5	1	0.389	2.16	0.927
S.J.	4	237	12	116	1	2	2	0	0.5	3.04	0.897
T.B.	1	38	2	13	0	0	1	0	0	3.16	0.846
TOR	2	119	4	79	0	1	1	0	0.5	2.02	0.949
VAN	3	180	9	92	0	2	1	0	0.667	3	0.902
WSH	2	119	5	50	0	1	1	0	0.5	2.52	0.9
TOTALS	**107**	**5508**	**273**	**2796**	**4**	**37**	**44**	**10**	**0.462**	**2.97**	**0.902**

PERSONAL Lives in Calgary during the summer…Nicknames are Barbs, Brutus and Gonzo…Fiancée's name is Kodette…Has a dog named Aspen…Favorite movie is Saving Private Ryan…Other favorites include: Scarlett Johansson (actress); Metallica (band); Playa de Carmen, Mexico (vacation spot)…If he could meet one person, dead or alive, it would be President Obama)…Childhood idols are his parents…Typical pre-game meal is pasta with chicken…Participates in a charity golf tournament benefitting the Exploration Place Children's Museum in Wichita, Kansas.

Pack Fact
Appeared in a career-high 45 games for the Los Angeles Kings in 2007-08.

CAREER RECORD

			REGULAR SEASON							PLAYOFFS						
SEASON	TEAM	LEAGUE	GP	MIN	GA	SO	GAA	SV%	W-L-T-OT	GP	MIN	GA	SO	GAA	SV%	W-L
1995-96	Prince George	BCAHA	31	1860	83	0	2.68	-	-	-	-	-	-	-	-	-
1996-97	Tri-City	WHL	2	63	4	0	3.81	-	1-0-0	-	-	-	-	-	-	-
	Portland	WHL	9	443	18	0	2.44	-	5-1-1	-	-	-	-	-	-	-
1997-98	Portland	WHL	23	1305	72	1	3.31	-	18-4-0	-	-	-	-	-	-	-
1998-99	Portland	WHL	51	2991	170	4	3.41	.904	18-23-9	4	252	19	0	4.52	.899	0-4
1999-00	Portland	WHL	34	2005	123	1	3.68	.903	8-24-2	-	-	-	-	-	-	-
	Spokane	WHL	21	1146	50	0	2.62	.900	12-6-2	9	435	18	1	2.48	.890	6-1
2000-01	Charlotte	ECHL	35	2100	112	1	3.20	.910	18-10-7	2	143	5	0	2.09	.945	1-1
	Hartford	AHL	4	156	12	0	4.61	.871	1-1-0	-	-	-	-	-	-	-
	NY Rangers	NHL	1	10	0	0	0.00	1.000	0-0-0	-	-	-	-	-	-	-
2001-02	Hartford	AHL	20	1058	55	0	3.12	.912	7-11-1	-	-	-	-	-	-	-
	Charlotte	ECHL	13	744	29	0	2.34	.924	9-3-1	4	212	12	0	3.39	.910	2-2
2002-03	Hartford	AHL	46	2452	105	2	2.57	.915	18-17-6	2	117	6	0	3.07	.867	0-2
2003-04	Hartford	AHL	59	3393	90	13	1.59	.936	34-9-9	16	1043	30	3	1.73	.935	11-5
	NY Rangers	NHL	4	198	16	0	4.85	.824	1-2-0	-	-	-	-	-	-	-
2004-05	Hartford	AHL	53	2937	90	6	1.84	.934	31-16-2	4	238	9	0	2.27	.940	1-3
2005-06	Los Angeles	NHL	29	1433	69	1	2.89	.900	11-9-2	-	-	-	-	-	-	-
	Manchester	AHL	3	185	10	0	3.25	.907	1-1-0	-	-	-	-	-	-	-
2006-07	Manchester	AHL	62	3619	133	7	2.21	.933	39-20-0	13	824	38	0	2.77	.911	6-7
2007-08	Los Angeles	NHL	45	2421	121	1	3.00	.910	17-23-2	-	-	-	-	-	-	-
2008-09	Los Angeles	NHL	19	995	47	2	2.83	.893	5-8-4	-	-	-	-	-	-	-
	Vancouver	NHL	9	451	20	0	2.66	.915	3-2-2	-	-	-	-	-	-	-
NHL TOTALS			**107**	**5508**	**273**	**4**	**2.97**	**.902**	**37-44-10**	**-**	**-**	**-**	**-**	**-**	**-**	**-**

CAREER HIGHLIGHTS

MOST CONSECUTIVE STARTS:
15 – 1/5/08-2/9/08#

MOST SHOTS FACED/ GAME:
50 – 1/10/08 vs. TOR#

MOST SAVES/GAME:
48 – 1/10/08 vs. TOR#

MOST SAVES IN A SHUTOUT:
31 – 4/17/06 at SJ#

CAREER SHUTOUTS:
4 (last 12/6/08 vs. CBJ#)

PENALTY SHOTS:
4 – 3 saves/1 goal
(last 12/17/08 – goal#)

LONGEST WINNING STREAK:
5 games – 10/6/05-10/25/05#

LONGEST SHUTOUT STREAK:
103:41 – 1/1/08-1/3/08#

FIRSTS

FIRST COYOTES GAME:
None

FIRST COYOTES WIN:
None

FIRST COYOTES SHUTOUT:
None

FIRST NHL GAME:
10/14/00 at PIT*

FIRST NHL WIN:
3/5/04 vs. WSH*

FIRST NHL SHUTOUT:
4/17/06 at SJ#

**w/ NYR #w/ LA*

SAMI LEPISTO 18

Defense
6'1" • 195

Shoots:
Left

Born:
Oct. 17, 1984,
Espoo, Finland

Age:
24 (25 on 10/17/09)

Acquired:
From Washington in exchange for a 5th round choice in the 2010 Entry Draft, June 27, 2009

Drafted:
Washington's 6th choice (3rd round, 66th overall) in the 2004 Entry Draft

Career vs. NHL

TEAM	GP	G	A	PTS	PIM
ANA	-	-	-	-	-
ATL	2	0	2	2	0
BOS	1	0	0	0	2
BUF	-	-	-	-	-
CGY	-	-	-	-	-
CAR	2	0	0	0	4
CHI	1	0	0	0	2
COL	-	-	-	-	-
CBJ	1	0	0	0	0
DAL	-	-	-	-	-
DET	-	-	-	-	-
EDM	-	-	-	-	-
FLA	1	0	1	1	0
L.A.	-	-	-	-	-
MIN	-	-	-	-	-
MTL	1	0	1	1	0
NSH	1	0	0	0	2
N.J.	1	0	0	0	4
NYI	1	0	1	1	4
NYR	-	-	-	-	-
OTT	-	-	-	-	-
PHI	-	-	-	-	-
PHX	-	-	-	-	-
PIT	-	-	-	-	-
STL	-	-	-	-	-
S.J.	-	-	-	-	-
T.B.	1	0	0	0	0
TOR	1	0	0	0	0
VAN	-	-	-	-	-
WSH	-	-	-	-	-
TOTALS	**14**	**0**	**5**	**5**	**18**



2008-09 Appeared in 70 games for Hershey (AHL), recording 4-38-42 and 80 PIM… Also played in seven games for Washington Capitals and collected four assists…Notched an assist in each of his first two games of the season with the Capitals (Nov. 26 vs. ATL and Nov. 28 vs. MTL)…Logged career-high 23:30 TOI at CBJ, Nov. 29…His 42 points with Hershey led all Bears' defensemen and ranked 4th on the team in assists…Suffered a season-ending injury on Apr. 4…Ranked T-8th in AHL in plus/minus (+24) at time of injury and finished the season ranked 7th among all AHL defensemen in assists and T-11th among defensemen in points…Finished with seven multi-point games…Recorded a six-game point streak (1-7-8) for Hershey from Jan. 16-24…Collected three assists vs. Philadelphia Phantoms, Nov. 15.

CAREER NOTES **2007-08:** Appeared in 55 games with Hershey (AHL), posting 4-41-45 to rank 5th on the team in scoring…Appeared in seven games for Washington in five recalls, netting one assist and 12 PIM…Skated career-best 16:22 vs. NJ, Feb. 23…Ranked T-9th among AHL defensemen in points…Led the Bears with 41 assists…Led Hershey and ranked 3rd in AHL with +29 rating…Had 11 multi-point games, including three games with three points…Had a nine-game point streak (2-14-16) from Jan. 20-Feb. 14…Posted 13 points in a six-game span in February (2-11-13)…Had one assist in five playoff games for the Bears…Recorded 1-1-2 while skating in seven games for Finland at the World Championships…**2006-07:** Limited to 26 games due to injury in his fourth season with Jokerit in the top professional league in Finland…Recorded 1-9-10 and 32 PIM…Ranked T-4th among team defensemen in points…Registered 2-2-4 in 10 playoff games…Led Jokerit defensemen in playoff goals…**2005-06:** Posted career-highs in goals (8), assists (21) and points (29) in 56 games with Jokerit…Ranked 2nd on the team in assists and 3rd in points…Led all Jokerit defensemen in goals, assists and points…Ranked 4th in the league in scoring by a defenseman…**2004-05:** Recorded 7-18-25) in 55 games for Jokerit…Shared the lead among team defensemen in scoring with Brian Campbell (CHI)…His 18 assists ranked 5th on the team and 1st among defensemen…Had eight points (1-7-8) in 12 playoff games…**2003-04:** Played 53 games for Jokerit in his rookie season in the Finnish professional league…Posted 3-4-7 and 20 PIM…**2002-03:** Played his first full season with Jokerit's junior team.

INTERNATIONAL CAREER **2008:** Represented Finland in the 2008 World Championship, recording 1-1-2 and 10 PIM in seven games…**2004:** Helped lead Finland to a bronze medal on home ice at the 2004 World Junior Championship…Posted 4-4-8 in seven games…Shared the team lead in goals, ranked 2nd in points (first among defensemen) and led the team with a +10 rating…Was named the tournament's Best Defenseman and named to the All-Tournament Team.

PERSONAL Winning the 2009 Calder Cup was his most memorable hockey moment…Lists Kanye West as his favorite musician…Other favorites include: Hangover (movie); Megan Fox (actress); and Washington DC (road city).

Pack Fact
Helped lead Finland to a bronze medal on home ice at the 2004 World Junior Championship while being named the tournament's Best Defenseman and selected to the All-Tournament Team.

CAREER RECORD

			REGULAR SEASON									PLAYOFFS				
SEASON	TEAM	LEAGUE	GP	G	A	PTS	PP	SH	GW	+/-	PIM	GP	G	A	PTS	PIM
2001-02	Jokerit Jr.	Finland-Jr.	14	0	5	5	-	-	-	-	-	-	-	-	-	-
	Jokerit U18	Fin.-U18	20	8	14	22	-	-	-	-	-	8	4	8	12	12
2002-03	Jokerit Jr.	Finland-Jr.	36	5	14	19	-	-	-	-	-	11	1	5	6	8
2003-04	Suomi U20	Finland-2	1	0	0	0	-	-	-	-	-	-	-	-	-	-
	Jokerit	Finland	53	3	4	7	-	-	-	-	-	8	0	1	1	4
2004-05	Jokerit	Finland	55	7	18	25	-	-	-	-	-	12	1	7	8	12
2005-06	Jokerit	Finland	56	8	21	29	-	-	-	-	-	-	-	-	-	-
2006-07	Jokerit	Finland	26	1	9	10	-	-	-	-	-	10	2	2	4	4
2007-08	Washington	NHL	7	0	1	1	0	0	0	-1	12	-	-	-	-	-
	Hershey	AHL	55	4	41	45	1	0	1	29	51	5	0	1	1	4
2008-09	Washington	NHL	7	0	4	4	0	0	0	-3	6	-	-	-	-	-
	Hershey	AHL	70	4	38	42	2	0	1	24	80	-	-	-	-	-
NHL TOTALS			**14**	**0**	**5**	**5**	**0**	**0**	**0**	**-4**	**18**	**-**	**-**	**-**	**-**	**-**

CAREER HIGHLIGHTS

MOST GOALS/GAME:
None

MOST ASSISTS/GAME:
1 – 5 times
(last 12/4/08 vs. NYI*)

MOST POINTS/GAME:
1 – 5 times
(last 12/4/08 vs. NYI*)

MOST PIM/GAME:
4 – 2 times
(last 12/4/08 vs. NYI*)

MOST SHOTS/GAME:
3 – 2 times
(last 12/4/08 vs. NYI*)

LONGEST GOAL STREAK:
None

LONGEST ASSIST STREAK:
2 games – 2 times
(last 12/2/08-12/4/08*)

LONGEST POINT STREAK:
2 games – 2 times
(last 12/2/08-12/4/08*)

CAREER HAT TRICKS:
None

MULTIPLE POINT GAMES:
None

FIRSTS

FIRST COYOTES GAME:
None

FIRST COYOTES GOAL:
None

FIRST COYOTES ASSIST:
None

FIRST NHL GAME:
2/16/08 at TB*

FIRST NHL GOAL:
None

FIRST NHL ASSIST:
3/14/08 vs. ATL*

**w/ WSH*

MATTHEW LOMBARDI 15

Center
6'0" • 198

Shoots:
Left

Born:
March 18, 1982,
Montréal, Quebec

Age:
27 (28 on 3/18/10)

Acquired:
From Calgary with Brandon Prust and a 1st round choice in the 2010 Entry Draft in exchange for Olli Jokinen and a 3rd round choice in the 2009 Entry Draft, Mar. 4. 2009

Drafted:
Calgary's 3rd choice (3rd round, 90th overall) in the 2002 Entry Draft

Career vs. NHL

TEAM	GP	G	A	PTS	PIM
ANA	21	3	7	10	10
ATL	3	1	1	2	0
BOS	4	0	4	4	2
BUF	5	1	0	1	2
CGY	-	-	-	-	-
CAR	3	0	1	1	2
CHI	18	5	5	10	16
COL	30	6	12	18	18
CBJ	16	3	4	7	12
DAL	18	4	7	11	16
DET	17	2	2	4	10
EDM	33	9	11	20	27
FLA	4	0	1	1	2
L.A.	19	3	6	9	16
MIN	31	2	10	12	14
MTL	6	3	3	6	2
NSH	18	5	3	8	12
N.J.	3	0	1	1	0
NYI	5	0	4	4	2
NYR	4	1	1	2	2
OTT	5	0	3	3	2
PHI	2	0	0	0	2
PHX	16	3	6	9	10
PIT	2	0	0	0	2
STL	18	4	7	11	14
S.J.	19	4	7	11	22
T.B.	4	0	1	1	0
TOR	4	1	1	2	0
VAN	34	8	5	13	16
WSH	4	2	0	2	6
TOTALS	**366**	**70**	**113**	**183**	**239**



2008-09 Finished the season with 14-32-46 and 44 PIM in 69 games with Phoenix and Calgary…Began the season with Calgary, recording 9-21-30 before being traded to the Coyotes on Mar. 4…In 19 games with the Coyotes, collected 5-11-16…Ranked 2nd on the Coyotes in scoring behind Shane Doan during the final 19 games of the season…Established a new career-high in assists and tied his career-high in points…Finished with 10 multi-point games…Led the Coyotes with a +13 rating on the season…Tallied two assists in 4-1 win at SJ on Apr. 9 for his seventh multi-assist game of the season…Logged a season-high 24:11 TOI vs. DAL, Mar. 30…Recorded a goal and an assist in win vs. EDM, Mar. 26…Scored a goal in back-to-back games vs. ANA (Mar. 19) and VAN (Mar. 21)…Collected two assists at NYI, Mar. 8…Scored his first goal as a Coyote at BUF, Mar. 6…Made his Coyotes debut in win at BOS, Mar. 5…Scored two goals, including the GWG, and added an assist as a member of the Flames in a win over the Coyotes, Feb. 14…Had a goal and two assists vs. MTL, Feb. 9…Recorded a goal, assist and tied his career-high with seven shots on goal vs. the Coyotes, Jan. 17…Registered a goal and two assists at STL, Dec. 16…Missed 13 games due to injury (Oct. 25-Nov. 20)…Scored the GWG in win vs. WSH, Oct. 21.

CAREER NOTES **2007-08:** Recorded 14-22-36 and 67 PIM while playing in all 82 games for Calgary…Led the team in shorthanded goals (2) and ranked 3rd in game-winning goals (4), 6th in points (36) and goals (14), and T-7th in assists (22)…Registered six multi-point games…Recorded two assists at EDM, Apr.1…Scored the GWG while shorthanded vs. STL, Mar.10…Had his first NHL career fight (vs. Smid) vs. EDM, Feb.9…Scored the GWG and added an assist at NSH, Oct.30…Scored the Flames' first SHG of the year at NSH, Oct.13…Had a team-high +2 rating and registered his first multi-goal performance of the season, including the game-tying and game-winning goals, at DAL, Oct. 12…**2008 Playoffs:** Played in all seven playoff games, registering four PIM and averaging 7:38 TOI…**2006-07:** Played in his third NHL season and set career-highs in goals (20), assists (26), and points (46) for Calgary while appearing in 81 games…Finished with eight multi-point games…Ranked T-5th in the NHL in SH goals (4)…Registered his 100th career point on Mar.25 vs. CHI…Scored his 20th goal of the season at DAL, Mar.15…Played his 200th career game on Mar.6 at STL…Scored a season-high two goals vs. COL, Feb.15…Registered the GWG and had an assist at EDM, Jan.20…Scored two goals, including his fourth SHG of the season, vs. VAN, Jan.2…Recorded a career-high six game point streak (3-5-8) from Oct. 12-28…**2007 Playoffs:** Played in all six games vs. DET, posting 1-1-2 and averaged 15:19 of ice-time…**2005-06:** Played in his second NHL season for Calgary, recording 6-20-26 and 48 PIM in 55 games…Also played one game with Omaha (AHL)…Led the Flames with two SH goals…Flames were 5-1-0 when he scored a goal…Finished with three multi-point games…Assisted on the GWG vs. MIN, Apr. 7…Scored a SH/penalty shot goal (his 1st career penalty shot) and added an assist vs. COL, Mar. 31…Assisted on the GWG vs. COL, Mar. 13…Scored the GWG at SJ, Feb. 6…Posted two assists at EDM, Jan. 23…Notched an assist on the GWG in his 100th NHL career game, Jan. 19 vs. MTL…Scored the GWG vs. CHI, Jan. 2…Scored a SH goal vs. EDM, Dec. 31…Recorded two assists vs. DAL, Oct. 13…Missed 24 games due to injury…Played one game with Omaha while on a conditioning assignment and registered 1-1-2 vs. Milwaukee, Dec. 14…**2006 Playoffs:** Played in all seven games vs. ANA, collecting two assists…Recorded an assist on the opening goal in Game 1 vs. ANA, Apr. 21…Notched a SH assist on the opening goal in Game 5 vs. ANA, Apr. 29…**2004-05:** Played in nine games with Lowell of the AHL, posting three goals and one assist while adding nine PIM…Missed the majority of the season recovering from an injury suffered during the second round of the 2004 NHL playoffs…Made his AHL postseason debut, appearing in all 11 of Lowell's games…Registered three assists…**2003-04:** Appeared in 79 games with the Flames as a rookie, recording 16-13-29 and 32 PIM…Scored four GW goals, two SH goals and three PP goals…Finished T-7th on the team in points and 6th in goals…Flames were 9-1-1-1 when he scored a goal…Tallied six multi-point games…Scored two goals, including the GWG, at LA, Apr. 2…Scored the GWG vs. CBJ, Mar. 18…Scored two goals vs. NSH, Jan. 13…Posted two assists vs. EDM, Dec. 23…Scored the GW/SH goal at CBJ, Dec. 19…Recorded two assists vs. BOS, Dec 18…Scored his first career hat trick with an EV, PP and SH goal while also adding an assist at CHI, Nov. 12…Switched to #18 from #49 on Nov. 1…Recorded his first career NHL goal (Roloson) and multi-point game (1-1-2) at MIN, Oct. 21…Posted his first NHL point/assist vs. SJ, Oct. 11…Made his NHL debut on Oct. 9 at VAN…Played in the 2004 YoungStars Game on the Western Conference Team…**2004 Playoffs:** Made his NHL playoff debut, appearing in 13 games…Recorded 1-3-4 in seven games in Conference Quarterfinals vs. VAN…Scored the GW goal (his 1st career NHL playoff goal) in Game 2 at VAN, Apr. 9…Collected two assists in six games vs. DET…Averaged 14:46 TOI during the playoffs…Missed the final 13 playoff games due to an injury suffered in Game 6 vs. DET…**2002-03:** Played his first professional season with St. John of the AHL, recording 25-21-46 and 41 PIM in 76 games…Finished 3rd on the team in points (46), 2nd in goals (25), T-4th in assists (21), 2nd in PP goals (7), 1st in GW goals (5), and 4th in shots (177)…Recorded 10 multi-point games…Missed only four games during season when participating in the Sweden Games with Team Canada…**2001-02:** Led Victoriaville (QMJHL) with 57-73-130 in 66 games…Ranked 2nd in the QMJHL in scoring while also finishing T-1st in goals and 3rd in assists…Finished 1st on the team in points and goals and 3rd in assists…Ranked 2nd on the team in playoff scoring with 17-18-35 in 22 games to help lead Victoriaville to the QMJHL Championship…Also led Victoriaville to Memorial Cup Championship by collecting 2-7-9 in six games…Named to the Memorial Cup All-Star Team…Re-entered the 2002 NHL Entry Draft (originally EDM's 7th choice, 215th overall, in the 2000 Entry Draft)…**2000-01:** Appeared in his third season in the QMJHL for Victoriaville, scoring 28-39-67 in 72 games…Added 18 playoff points (12-6-18) in 13 postseason games…Scored a career-high nine points (2-7-9) in win vs. Hull, Nov. 3…**1999-00:** Scored 44 points on 18 goals and 26 assists in 65 games with Victoriaville…**1998-99:** Record 6-10-16 in 47 games with Victoriaville as a QMJHL rookie..

INTERNATIONAL CAREER **2009:** Won a silver medal with Team Canada at the World Championship in Switzerland…Recorded 2-2-4 in nine games…**2007:** Helped lead Canada to the gold medal at the World Championship tournament in Moscow…Registered 6-6-12 in nine games to lead Canada in scoring for the tournament…Ranked T-4th among all scorers in the tournament…**2002:** Posted one assist in four games with Canada at the Sweden Games.

PERSONAL Nickname is Lombo…Most memorable hockey moment came in the '04 Playoffs against VAN where he scored the GW goal (his 1st career NHL playoff goal)…Favorite NHL road city is New York City…His favorite jersey number to wear growing up was #66…Favorite T.V. show is Seinfeld…Favorite movie is The Usual Suspects…Favorite band is The Smashing Pumpkins…The professional athlete that he would most like to meet is Tiger Woods…Enjoys spending time with his family in the off-season…Works with numerous charities including the Garth Brooks Teammates for Kids Foundation…Has a Great Dane, "Kenya"…Favorite tech gadget is his laptop.

Pack Fact
Had his number retired by his junior club, the Victoriaville Tigres (QMJHL), in 2007.

CAREER RECORD

			REGULAR SEASON									PLAYOFFS				
SEASON	TEAM	LEAGUE	GP	G	A	PTS	PP	SH	GW	+/-	PIM	GP	G	A	PTS	PIM
1997-98	Gatineau	QAAA	42	10	13	23	-	-	-	-	-	13	4	7	11	-
1998-99	Victoriaville	QMJHL	47	6	10	16	-	-	-	-	8	5	0	0	0	0
1999-00	Victoriaville	QMJHL	65	18	26	44	-	-	-	-	28	6	0	0	0	6
2000-01	Victoriaville	QMJHL	72	28	39	67	-	-	-	-	66	13	12	6	18	10
2001-02	Victoriaville	QMJHL	66	57	73	130	-	-	-	-	70	22	17	18	35	18
2002-03	St. John	AHL	76	25	21	46	7	1	5	-6	41	-	-	-	-	-
2003-04	Calgary	NHL	79	16	13	29	3	2	4	4	32	13	1	5	6	4
2004-05	Lowell	AHL	9	3	1	4	-	-	-	-	9	11	0	3	3	16
2005-06	Calgary	NHL	55	6	20	26	1	2	2	-1	48	7	0	2	2	2
	Omaha	AHL	1	1	1	2	0	0	0	1	0	-	-	-	-	-
2006-07	Calgary	NHL	81	20	26	46	5	4	5	10	48	6	1	1	2	0
2007-08	Calgary	NHL	82	14	22	36	2	2	4	-6	67	7	0	0	0	4
2008-09	Calgary	NHL	50	9	21	30	0	1	2	11	30	-	-	-	-	-
	Phoenix	NHL	19	5	11	16	1	0	0	2	14	-	-	-	-	-
FRANCHISE TOTALS			**19**	**5**	**11**	**16**	**1**	**0**	**0**	**2**	**14**	**-**	**-**	**-**	**-**	**-**
NHL TOTALS			**366**	**70**	**113**	**183**	**12**	**11**	**17**	**20**	**239**	**33**	**2**	**8**	**10**	**10**

CAREER HIGHLIGHTS

MOST GOALS/GAME:
3 – 11/12/03 at CHI*

MOST ASSISTS/GAME:
2 – 14 times
(last 4/9/09 at SJ)

MOST POINTS/GAME:
4 – 11/12/03 at CHI*

MOST PIM/GAME:
5 – 2/9/08 vs. EDM*

MOST SHOTS/GAME:
7 – 2 times
(last 1/17/09 vs. PHX*)

LONGEST GOAL STREAK:
2 games – 10 times
(last 3/26/09-3/28/09)

LONGEST ASSIST STREAK:
3 games – 4 times
(last 3/30/09-4/2/09)

LONGEST POINT STREAK:
6 games – (10/12/06-10/28/06*)

CAREER HAT TRICKS:
1 – 11/12/03 at CHI*

MULTIPLE POINT GAMES:
33 (last 4/9/09 at SJ)

FIRSTS

FIRST COYOTES GAME:
3/5/09 at BOS

FIRST COYOTES GOAL:
3/6/09 at BUF

FIRST COYOTES ASSIST:
3/8/09 at NYI

FIRST NHL GAME:
10/9/03 at VAN*

FIRST NHL GOAL:
10/21/03 at MIN*

FIRST NHL ASSIST:
10/11/03 vs. SJ*

**w/ CGY*

ZBYNEK MICHALEK

4

Defense
6'1" • 210

Shoots:
Right

Born:
Dec. 23, 1982,
Jindrichuv Hradec, Czech.

Age:
26 (27 on 12/23/09)

Acquired:
From Minnesota for Erik Westrum and Dustin Wood, Aug. 26, 2005

Drafted:
Not Drafted

Career vs. NHL

TEAM	GP	G	A	PTS	PIM
ANA	32	3	4	7	18
ATL	3	0	3	3	2
BOS	3	0	0	0	4
BUF	4	0	1	1	0
CGY	16	1	3	4	6
CAR	4	1	1	2	2
CHI	18	1	2	3	14
COL	17	2	3	5	8
CBJ	18	1	2	3	2
DAL	31	0	5	5	12
DET	16	1	4	5	8
EDM	15	2	1	3	0
FLA	3	1	1	2	2
L.A.	31	1	11	12	22
MIN	15	1	1	2	4
MTL	4	1	1	2	0
NSH	15	1	3	4	4
N.J.	3	0	2	2	2
NYI	5	1	1	2	0
NYR	3	0	1	1	2
OTT	4	1	1	2	4
PHI	3	0	3	3	0
PHX	1	0	0	0	0
PIT	4	0	2	2	2
STL	17	1	3	4	6
S.J.	32	3	9	12	22
T.B.	3	0	1	1	4
TOR	3	0	2	2	4
VAN	17	1	2	3	6
WSH	3	0	1	1	2
TOTALS	**343**	**24**	**74**	**98**	**162**



2008-09 Recorded 6-21-27 and 28 PIM in 82 games played…Led the NHL in blocked shots (271)…One of only three Coyotes players (Doan, Jovanovski) to appear in all 82 games…Played all 82 games for the third time in last four seasons…Led the Coyotes in TOI per game (22:42)…Ranked 6th in the NHL in shifts per game (30.6)…Selected as the Coyotes' Hardest working Player and as the team's Masterton Trophy nominee…Scored a goal in win at SJ, Apr. 9…Registered a career-high eight shots on goal at NYI, Mar. 8…Collected a goal, assist and was a +3 while playing in his 300th NHL game on Jan. 2 vs. NYI…Logged a season-high 29:01 TOI at PHI, Nov. 22…Scored his first goal of the season vs. CHI, Nov. 18…Recorded two assists and was +3 vs. PIT, Oct. 30.

CAREER NOTES **2007-08:** Recorded 4-13-17 and 34 PIM in 75 games played…Led the Coyotes with a career-best +9 rating and ranked 2nd on the team in blocked shots (124) and 3rd in TOI/game (21:35)…Ranked 19th in the NHL in average shifts per game (29.0)…Tied his career-high with two GWGs…Missed the first seven games of the season due to a broken hand before appearing in each of the final 75 games…Scored the GWG in a 2-0 win vs. STL, Feb. 24…Assisted on Vrbata's OT goal at COL, Feb. 4…Scored his second career OT goal and added an assist in a 4-3 win vs. NSH, Jan. 24…Registered his first goal of the season vs. VAN, Dec. 22…Played in his 200th NHL game vs. TOR, Nov. 24…Registered a season-high 28:12 TOI at ANA, Nov. 7…Made his season debut at ANA, Oct. 25…**2006-07:** Played in all 82 games for the second consecutive season, recording 4-24-28…One of only two Coyotes (Morris) to appear in all 82 games…Ranked T-2nd on the team in assists (24) and PP points (14), 2nd in PP assists (11) and T-5th in points…Among Coyotes defensemen, ranked 1st in assists and 2nd in points…Also led the team in average TOI per game (23:39) for second straight year and in blocked shots (167)…Ranked 9th in the NHL in average shifts per game (30.8) and T-16th in blocked shots (167)…Finished the season having played in 178 consecutive games, the 17th longest active games streak at end of 2006-07…Set new career highs in points (28), assists (24), and shots (144)…Led the team in TOI 32 times during season, including 10 times in an 11-game stretch from Nov. 25-Dec. 21…Registered five multi-point games and four multi-assist games…Picked up two assists and led the team in TOI at 26:53 in a 3-2 win over LA, Jan. 20…Notched a goal and an assist vs. SJ, Dec. 30…It was his second consecutive two-point game after recording two assists at SJ, Dec. 28…Tied career-high with a four-game point streak (1-5-6) from Dec. 26-Jan. 1…Registered two assists vs. CBJ, Dec. 14…Recorded the first three-point game of his career with a goal and two assists vs. LA, Nov. 30…**2005-06:** Played in all 82 games for the Coyotes, collecting 9-15-24 and 62 PIM…One of only three Coyotes (Ballard, Doan) to play in all 82 games…Among NHL rookie defensemen, ranked T-4th in goals (9), T-13th in assists (15), T-11th in points (24), T-3rd in PPG (5), T-12th in plus/minus (+4), 4th in TOI/G (22:49), and 1st in blocked shots (166)…Led all NHL rookies and Coyotes in blocked shots (166)…Led Coyotes and ranked 4th among all NHL rookies in TOI/G (22:49)…Among Coyotes defensemen, ranked 2nd in goals (9), 1st in plus/minus (+4) and 2nd in shots (105)…Ranked 4th on Coyotes in plus/minus (+4)…Led team in ice time in 38 of the final 60 games of season…Skated Coyotes' season-high 31:19 and was +2 in 4-3 shootout win vs. EDM, Jan. 21…Scored goal and led Coyotes with 26:46 TOI and four blocked shots in 6-3 win vs. FLA, Jan. 19…Scored GWG in 2-1 OT win vs. ANA, Nov. 12…Compiled four-game point streak (1-3-4) from Oct. 20-Oct. 27…Scored first goal as Coyote in 3-2 vs. CGY, Oct. 27…Recorded assist in third straight game with helper on OT GWG in 5-4 win vs. STL, Oct. 25…Recorded first point as Coyote with assist in 5-4 SOL vs. NSH, Oct. 13…Switched No. from 39 to 4 prior to game vs. NSH, Oct. 13…Played first game as Coyote at VAN, Oct. 5…**2004-05:** Collected 7-17-24 and 48 PIM in 76 games with Houston (AHL)…Among club defensemen, ranked 2nd in assists and 3rd in points…Set AHL career highs in goals, assists and points…Scored five power play goals…**2005 Playoffs:** Played in all five games and tied for team lead in scoring with 1-2-3…**2003-04:** Split season between Minnesota and Houston (AHL)…Began season with Houston and recalled by Minnesota on three different occasions…In his first NHL season, played in 22 games and recorded 1-1-2, four PIM and 14:13 average ice time…Made NHL debut vs. PIT, Jan. 16…Collected first NHL point/goal at SJ, Mar. 10…Recorded first NHL assist vs. DAL, Apr. 2…In 55 games with Houston (AHL), recorded 5-16-21 and 32 PIM…Three of his five goals came on the power play…**2002-03:** Played in 62 regular season games with Houston, registering 4-10-14 and 26 PIM in his first pro season…Ranked 3rd on team in plus/minus (+16)…Two of his four goals were game winners…**2003 Playoffs:** Won 2003 Calder Cup Championship with Houston as Aeros defeated Hamilton four games to three…Collected 1-1-2 and six PIM while playing in all 23 playoff games…**2001-02:** Prior to start of season, signed by Minnesota as a free agent, Sept. 29, 2001…In his final season in junior hockey, recorded 16-35-51 and 54 PIM in 68 games with Shawinigan (QMJHL)…Ranked T-3rd on team in power play goals (14), T-5th in assists and 6th in points…Finished 2nd among club defensemen in goals, assists and points…**2002 Playoffs:** Ranked 3rd on team in playoff points with 8-9-17 in 12 games.

INTERNATIONAL CAREER **2008:** Played for the Czech Republic at the World Championships, appearing in seven games…**2007:** Played for Team Czech Republic at 2007 World Championships in Moscow…Registered an assist in seven games…**2006:** Represented the Czech Republic at the World Championships in Latvia, recording three goals and six PIM in nine games to help team win the Silver Medal.

PERSONAL Zbynek and his wife, Helena, have a son named Andreas…His brother Milan is a member of the Ottawa Senators…Likes to vacation in Croatia…His favorite bands are Green Day and Nickelback…Favorite movie is Legends of the Fall…His favorite player growing up was Jaromir Jagr…Played soccer growing up…His favorite hockey moments were playing in the 2006 World Championship Final and playing his first NHL game…Enjoys playing tennis…His first car was a Jeep Cherokee.

Pack Fact
Led the NHL in blocked shots last season with 271.

CAREER RECORD

			REGULAR SEASON									PLAYOFFS				
SEASON	TEAM	LEAGUE	GP	G	A	PTS	PP	SH	GW	+/-	PIM	GP	G	A	PTS	PIM
1999-00	Karlovy Vary Jr.	Czech Jr.	40	2	10	12	-	-	-	-	20	-	-	-	-	-
2000-01	Shawinigan	QMJHL	69	10	29	39	-	-	-	-	52	3	0	0	0	0
2001-02	Shawinigan	QMJHL	68	16	35	51	-	-	-	-	54	12	8	9	17	17
2002-03	Houston	AHL	62	4	10	14	-	-	-	-	26	23	1	1	2	6
2003-04	Minnesota	NHL	22	1	1	2	0	0	0	-7	4	-	-	-	-	-
	Houston	AHL	55	5	16	21	-	-	-	-	32	2	1	0	1	0
2004-05	Houston	AHL	76	7	17	24	-	-	-	-	48	5	1	2	3	4
2005-06	Phoenix	NHL	82	9	15	24	5	0	2	4	62	-	-	-	-	-
2006-07	Phoenix	NHL	82	4	24	28	3	0	0	-20	34	-	-	-	-	-
2007-08	Phoenix	NHL	75	4	13	17	0	0	2	9	34	-	-	-	-	-
2008-09	Phoenix	NHL	82	6	21	27	0	0	0	-13	28	-	-	-	-	-
FRANCHISE TOTALS			**321**	**23**	**73**	**96**	**8**	**0**	**4**	**-20**	**158**	**-**	**-**	**-**	**-**	**-**
NHL TOTALS			**343**	**24**	**74**	**98**	**8**	**0**	**4**	**-27**	**162**	**-**	**-**	**-**	**-**	**-**

CAREER HIGHLIGHTS

MOST GOALS/GAME:
1 – 24 times
(last 4/9/09 at SJ)

MOST ASSISTS/GAME:
2 – 5 times
(last 10/30/08 vs. PIT)

MOST POINTS/GAME:
3 – 11/30/06 vs. LA

MOST PIM/GAME:
4 – 11 times
(last 4/11/09 vs. ANA)

MOST SHOTS/GAME:
8 – 3/8/09 at NYI

LONGEST GOAL STREAK:
None

LONGEST ASSIST STREAK:
4 games – 12/26/06 – 1/1/07

LONGEST POINT STREAK:
4 games – 12/26/06 – 1/1/07

CAREER HAT TRICKS:
None

MULTIPLE POINT GAMES:
8 (last 1/2/09 vs. NYI)

FIRSTS

FIRST COYOTES GAME:
10/5/05 at VAN

FIRST COYOTES GOAL:
10/27/05 vs. CGY

FIRST COYOTES ASSIST:
10/13/05 vs. NSH

FIRST NHL GAME:
01/16/04 vs. PIT*

FIRST NHL GOAL:
03/9/04 at SJ*

FIRST NHL ASSIST:
04/2/04 vs. DAL*

**w/ MIN*

PETER MUELLER

88

Center
6'2" • 205

Shoots:
Right

Born:
Apr. 14, 1988,
Bloomington, Minnesota

Age:
21 (22 on 4/14/10)

Acquired:
Phoenix's 1st choice (1st round, 8th overall) in the 2006 Entry Draft

Career vs. NHL

TEAM	GP	G	A	PTS	PIM
ANA	14	4	3	7	6
ATL	1	0	0	0	0
BOS	2	0	1	1	0
BUF	2	1	1	2	2
CGY	8	4	3	7	6
CAR	1	0	0	0	2
CHI	8	3	1	4	2
COL	8	3	3	6	6
CBJ	8	4	3	7	4
DAL	12	1	4	5	2
DET	7	0	3	3	2
EDM	7	3	2	5	2
FLA	1	1	0	1	0
L.A.	14	2	9	11	4
MIN	7	0	3	3	4
MTL	2	0	2	2	0
NSH	7	0	2	2	2
N.J.	2	0	0	0	0
NYI	2	0	2	2	0
NYR	2	0	0	0	2
OTT	2	1	0	1	2
PHI	2	1	0	1	0
PHX	-	-	-	-	-
PIT	2	0	1	1	2
STL	8	0	3	3	4
S.J.	13	2	8	10	2
T.B.	1	1	0	1	0
TOR	2	1	1	2	0
VAN	7	2	0	2	0
WSH	1	1	0	1	0
TOTALS	**153**	**35**	**55**	**90**	**56**



2008-09 Appeared in 72 games for the Coyotes, recording 13-23-36 and 24 PIM…Tied for the team-lead in game-winning goals (4) and ranked T-3rd in power play goals (5), 4th in points, T-4th in goals and 5th in shots on goal (138)…Finished with five multi-point games…Notched a goal and an assist in 4-1 win at SJ, Apr. 9…Missed seven games due to injury from Jan. 29 to Feb. 12…Compiled a four-game point streak (3-2-5) from Jan. 15-20…Scored one goal in three straight games from Jan. 15-18…Notched a goal and an assist at CGY, Jan. 17…Scored two goals, included the GWG, in 3-1 win vs. COL, Dec. 31…Had a career-high four-game assist streak from Dec. 10-16…Played in his 100th career NHL game on Nov. 22 at PHI…Scored the GWG and added an assist in 4-2 win vs. SJ, Nov. 9…Collected two assists in win at CGY, Nov. 4…Scored the GWG in 2-1 win vs. WSH, Oct. 23…Tallied the GWG in season-opening win vs. CBJ, Oct. 11.

CAREER NOTES **2007-08:** In his first NHL season, recorded 22-32-54 and 32 PIM in 81 games…Ranked T-2nd among all NHL rookies in goals (22) and T-3rd in points (54)…Finished 3rd on the team in goals (22), assists (32) and points (54)…Finished with 11 multi-point games…Recorded three assists vs. LA, Mar. 20…Scored his 20th goal of the season at DAL, Mar. 5, becoming the first Coyotes/Jets rookie to score 20 goals since 1992-93…Recorded his second hat-trick of the season at CGY, Feb. 5, becoming the first Coyote to notch two hat tricks in the same season since Jeremy Roenick did it during the 1999-00 campaign…Named NHL Rookie of the Month for January after recording 6-8-14 in 14 games to lead all rookies in scoring for the month…Played in the 2008 NHL YoungStars Game at All-Star Weekend in Atlanta, Jan. 26…Posted a seven-game point streak (4-7-11) from Jan. 10-Jan. 21…Scored three goals to record his first career hat trick at ANA, Nov. 7…Picked up his first NHL assist vs. DET, Oct. 20…Registered his first NHL point with a goal vs. EDM, Oct. 18…Made his NHL debut on Oct. 4 vs. STL…**2006-07:** Appeared in 51 games for the Everett Silvertips (WHL) and posted 21-57-78 with 45 PIM and a +4 rating…Named a Western Conference First-Team All-Star…Ranked 2nd on the team in points (78) and assists (57) and 5th in goals (21)…Ranked 3rd in the league in assists and 13th in scoring despite playing in fewer games than any of the league's top 50 scorers…Led Everett with 16 points on seven goals and nine assists in 12 playoff games…Recorded 23 multi-point games and 15 multi-assist games during regular season…Scored two goals in each of the last two games of regular season, Mar. 3 and Mar. 6…Posted a goal and three assists vs. Tri-City, Feb. 7…Member of bronze medal-winning Team USA at 2007 World Junior Championships…Recorded four assists at Chilliwack, Dec. 3…Named WHL Player of the Month for November…Collected five assists vs. Tri-City on Nov. 10…Was the WHL Player of the Week, Oct. 10-Nov. 5…Registered points in his first 11 games of season (5-13-18) and in 16 of his first 17 games (7-24-31)…**2005-06:** Played in 52 games and recorded 26-32-58 with Everett in his first WHL season…Named WHL Rookie of the Year…Ranked 3rd in WHL rookie scoring and was the only rookie to average more than a point per game…Ranked 2nd on the team in goals (26) and 4th on the team in points (58) and assists (32)…Ranked 2nd on the team in playoff points, recording 7-6-13 in 15 games…Played for Team USA at 2006 World Junior Championships…Captained Team Cherry at the 2006 CHL Top Prospects game in Ottawa…**2004-05:** Played for the Under-18 US Development Program…Recorded 26-26-52 and 44 PIM in 40 games.

INTERNATIONAL CAREER **2008:** Represented USA at the 2008 World Championship in Halifax and Quebec City…Registered 0-4-4 and ranked 3rd on the team with a +3 rating in seven games…**2007:** Helped lead Team USA to bronze medal at 2007 World Junior Championship in Sweden…Ranked 3rd on the team in scoring with 3-3-6 in seven games…Tied for the team-lead with +3 rating…**2006:** Was the youngest member of Team USA at 2006 World Junior Championship…Recorded 2-4-6 in seven games to tie for 4th on the team…**2005:** Ranked 2nd in scoring for Team USA at the 2005 Under-18 World Junior Championship with 4-3-7 in six games.

PERSONAL Nickname is "Muels"…Enjoys fishing and golfing…His favorite TV show is "Entourage" and his favorite band is Nickelback…His first job was coaching at a hockey camp…Favorite non-hockey sports team is the Minnesota Twins…If he weren't a hockey player, he'd like to be a teacher…Favorite hockey player growing up was Wayne Gretzky…Favorite vacation spot is Mexico.

Pack Fact
Is the last Coyotes player to have recorded two hat tricks in one season (2007-08).

CAREER RECORD

			REGULAR SEASON									PLAYOFFS				
SEASON	TEAM	LEAGUE	GP	G	A	PTS	PP	SH	GW	+/-	PIM	GP	G	A	PTS	PIM
2004-05	US National U-18	USDP	40	26	26	52	-	-	-	-	44					
2005-06	Everett	WHL	52	26	32	58	-	-	-	-	44	15	7	6	13	10
2006-07	Everett	WHL	51	21	57	78	-	-	-	-	45	12	7	9	16	12
2007-08	Phoenix	NHL	81	22	32	54	7	0	3	-13	32	-	-	-	-	-
2008-09	Phoenix	NHL	72	13	23	36	5	0	4	-7	24	-	-	-	-	-
FRANCHISE AND NHL TOTALS			**153**	**35**	**55**	**90**	**12**	**0**	**7**	**-20**	**56**	**-**	**-**	**-**	**-**	**-**

CAREER HIGHLIGHTS

MOST GOALS/GAME:
3 – 2 times
(last 2/5/08 at CGY)

MOST ASSISTS/GAME:
3 – 2 times
(last 3/20/08 vs. LA)

MOST POINTS/GAME:
3 – 5 times
(last 3/20/08 vs. LA)

MOST PIM/GAME:
2 – 28 times
(last 1/20/09 vs. DET)

MOST SHOTS/GAME:
8 – 2 times
(last 2/5/08 at CGY)

LONGEST GOAL STREAK:
3 games – 2 times
(last 1/15/09-1/18/09)

LONGEST ASSIST STREAK:
4 games – 12/10/08-12/16/08

LONGEST POINT STREAK:
7 games – 1/10/08 – 1/21/08

CAREER HAT TRICKS:
2 (last 2/5/08 at CGY)

MULTIPLE POINT GAMES:
16 (last 4/9/09 at SJ)

FIRSTS

FIRST COYOTES GAME:
10/4/07 vs. STL

FIRST COYOTES GOAL:
10/18/07 vs. EDM

FIRST COYOTES ASSIST:
10/20/08 vs. DET

FIRST NHL GAME:
10/4/07 vs. STL

FIRST NHL GOAL:
10/18/07 vs. EDM

FIRST NHL ASSIST:
10/20/08 vs. DET

KEVIN PORTER

23

Right Wing
5'11" • 195

Shoots:
Left

Born:
Mar. 12, 1986,
Northville, Michigan

Age:
23 (24 on 3/12/10)

Acquired:
Phoenix's 5th choice (4th round, 119th overall) in the 2004 Entry Draft

2008-09 Appeared in 34 games for the Coyotes during his rookie season…Finished with 5-5-10 and four PIM…Also played in 42 games for San Antonio (AHL), collecting 13-22-35 and 14 PIM to rank 7th on the team in scoring…Led San Antonio with a +7 rating…Finished the AHL season by recording 1-6-7 in the final three games…Scored the GWG in a Coyotes victory vs. COL, Nov. 28…Notched a PPG at CAR, Nov. 21…Scored his first NHL goal on Oct. 30 vs. PIT... Registered a season-high 18:47 TOI at MTL, Oct. 18…Made his NHL debut and collected his first NHL point (assist) on Oct. 11 vs. CBJ…Began his NHL career with a two-game assist streak after collecting helpers vs. CBJ (Oct. 11) and at ANA (Oct. 12).

CAREER NOTES **2007-08:** In his senior season at the University of Michigan (CCHA), captured the Hobey Baker Award as college hockey's top player…Ranked 2nd in the nation and led his team in scoring with 33-30-63 in 43 games…Led Michigan to its 23rd Frozen Four appearance while serving as team captain…Set an NCAA Tournament record by scoring four goals in an East Regional Semifinal win over Niagara…Recorded a point in 34 of 43 games…Had a season-best nine-game point streak (10-9-19) from Nov. 16 to Dec. 28…Named the CCHA Player of the Year…Also a member of the RBK West All-America First Team and the All-CCHA First Team…Named University of Michigan's Male Athlete of the Year…Signed with the Coyotes on Apr. 14, 2008…Played in all seven playoff games for the San Antonio Rampage (AHL), recording 0-4-4…Ranked 3rd on the team in playoff assists (4) and T-4th on the team in playoff points (4)…Collected two assists in Game 2 of San Antonio's first round playoff series against Toronto, Apr. 18…**2006-07:** Appeared in 41 games for Michigan, collecting 24-34-58 and 16 PIM…Tied for the team-lead in goals (24), ranked 2nd in assists (34) and points (58)…Named to the All-CCHA Second Team…Had a career-high 16-game point streak (13-15-28) from Oct. 27 to Dec. 29…**2005-06:** Recorded 17-21-38 and 30 PIM in 39 games for Michigan…Served as captain of Team USA at the 2006 World Junior Championships…**2004-05:** Registered 11-13-24 and 51 PIM in 39 games as a freshman at Michigan…Played for Team USA at the World Junior Championships…**2003-04:** Played 55 games for the US National U-18 Team, recording 8-29-37…**2002-03:** Collected 28-20-48 in 59 games for the US National U-17 Team…Appeared in 13 games for the US National U-18 Team, recording 1-2-3.

INTERNATIONAL CAREER **2006:** Served as captain of Team USA at the World Junior Championship, leading the team to a fourth place finish…Recorded 2-4-6 in seven games…**2005:** Registered 3-2-5 and six PIM in seven games with Team USA at the World Junior Championship…**2004:** Earned a silver medal with Team USA at the Under-18 World Championship…Recorded 2-6-8 in six games to rank 2nd on the team in scoring…**2003:** Represented the United States at the Under-18 World Championship, collecting two assists in six games.

PERSONAL Nickname is Ports…Favorite TV shows are "Entourage" and "Prison Break"…Favorite non-hockey sports team is the Detroit Tigers…His first job was as a hockey instructor…If he weren't a hockey player, he would like to work in sports as a coach, agent or general manager…Favorite hockey player growing up was Mike Modano…Likes to vacation anywhere with warm weather.

Career vs. NHL

TEAM	GP	G	A	PTS	PIM
ANA	2	0	1	1	0
ATL	-	-	-	-	-
BOS	-	-	-	-	-
BUF	-	-	-	-	-
CGY	2	0	1	1	0
CAR	1	1	0	1	0
CHI	4	0	0	0	0
COL	3	1	0	1	0
CBJ	3	1	1	2	0
DAL	2	1	0	1	0
DET	1	0	0	0	0
EDM	-	-	-	-	-
FLA	-	-	-	-	-
L.A.	3	0	1	1	2
MIN	2	0	0	0	0
MTL	1	0	0	0	0
NSH	-	-	-	-	-
N.J.	-	-	-	-	-
NYI	1	0	0	0	0
NYR	1	0	0	0	0
OTT	1	0	0	0	0
PHI	1	0	1	1	0
PHX	-	-	-	-	-
PIT	1	1	0	1	0
STL	1	0	0	0	0
S.J.	1	0	0	0	0
T.B.	-	-	-	-	-
TOR	1	0	0	0	2
VAN	1	0	0	0	0
WSH	1	0	0	0	0
TOTALS	**34**	**5**	**5**	**10**	**4**

Pack Fact
Won the 2008 Hobey Baker Award as college hockey's top player.

CAREER RECORD

			REGULAR SEASON									PLAYOFFS				
SEASON	TEAM	LEAGUE	GP	G	A	PTS	PP	SH	GW	+/-	PIM	GP	G	A	PTS	PIM
2002-03	US National U-17	USDP	59	28	20	48	-	-	-	-	25	-	-	-	-	-
	US National U-18	USDP	13	1	2	3	-	-	-	-	2	-	-	-	-	-
2003-04	US National U-18	USDP	55	8	29	37	-	-	-	-	30	-	-	-	-	-
2004-05	Michigan	CCHA	39	11	13	24	4	0	2	11	51	-	-	-	-	-
2005-06	Michigan	CCHA	39	17	21	38	7	1	4	1	30	-	-	-	-	-
2006-07	Michigan	CCHA	41	24	34	58	6	1	4	23	16	-	-	-	-	-
2007-08	Michigan	CCHA	43	33	30	63	15	1	5	34	18	-	-	-	-	-
	San Antonio	AHL	-	-	-	-	-	-	-	-	-	7	0	4	4	0
2008-09	San Antonio	AHL	42	13	22	35	2	1	4	7	14	-	-	-	-	-
	Phoenix	NHL	34	5	5	10	1	0	2	-2	4	-	-	-	-	-
FRANCHISE AND NHL TOTALS			**34**	**5**	**5**	**10**	**1**	**0**	**2**	**-2**	**4**	**-**	**-**	**-**	**-**	**-**

CAREER HIGHLIGHTS

MOST GOALS/GAME:
1 – 5 times
(last 11/28/08 vs. COL)

MOST ASSISTS/GAME:
1 – 5 times
(last 12/2/08 vs. LA)

MOST POINTS/GAME:
1 – 10 times
(last 12/2/08 vs. LA)

MOST PIM/GAME:
2 – 2 times
(last 12/27/08 vs. LA)

MOST SHOTS/GAME:
4 – 11/15/08 vs. DAL

LONGEST GOAL STREAK:
None

LONGEST ASSIST STREAK:
2 games – 10/11/08-10/12/08

LONGEST POINT STREAK:
2 games – 10/11/08-10/12/08

CAREER HAT TRICKS:
None

MULTIPLE POINT GAMES:
None

FIRSTS

FIRST COYOTES GAME:
10/11/08 vs. CBJ

FIRST COYOTES GOAL:
10/30/08 vs. PIT

FIRST COYOTES ASSIST:
10/11/08 vs. CBJ

FIRST NHL GAME:
10/11/08 vs. CBJ

FIRST NHL GOAL:
10/30/08 vs. PIT

FIRST NHL ASSIST:
10/11/08 vs. CBJ

PETR PRUCHA

16

Right Wing
6'0" • 175

Shoots:
Right

Born:
Sept. 14, 1982,
Chrudim, Czech Republic

Age:
27 (28 on 9/14/10)

Acquired:
From NY Rangers with Nigel Dawes and Dmitri Kalinin for Derek Morris, Mar. 4, 2009

Drafted:
NY Rangers' 8th choice (8th round, 240th overall) in the 2002 NHL Entry Draft

Career vs. NHL

TEAM	GP	G	A	PTS	PIM
ANA	5	2	0	2	4
ATL	11	2	5	7	4
BOS	12	4	4	8	8
BUF	13	2	3	5	8
CGY	2	0	1	1	2
CAR	10	1	1	2	4
CHI	3	1	1	2	0
COL	4	1	1	2	4
CBJ	2	0	1	1	0
DAL	3	1	2	3	0
DET	3	0	1	1	0
EDM	3	1	2	3	0
FLA	11	4	2	6	4
L.A.	4	0	0	0	0
MIN	2	2	0	2	0
MTL	8	2	4	6	7
NSH	3	2	0	2	0
N.J.	22	6	4	10	6
NYI	26	7	4	11	15
NYR	0	0	0	0	0
OTT	11	2	2	4	2
PHI	20	6	4	10	8
PHX	2	1	0	1	0
PIT	28	5	7	12	14
STL	4	1	0	1	2
S.J.	4	0	1	1	0
T.B.	14	2	2	4	2
TOR	10	3	2	5	8
VAN	3	2	1	3	0
WSH	13	5	3	8	4
TOTALS	**256**	**65**	**58**	**123**	**106**

2008-09 Played 19 games for the Coyotes after being acquired from the NY Rangers on Mar. 4, recording 2-8-10…Finished the season with 6-13-19 and 22 PIM in 47 total games with Phoenix and the Rangers…Scored the GWG in OT and added two assists in win vs. DAL, Mar. 30…Compiled a three-game point streak (1-2-3) from Mar. 21-26…Recorded his first point as a Coyote (assist) at BUF, Mar. 6…Made his Coyotes debut on Mar. 5 at BOS…Acquired from NYR on Mar. 4…Scored a goal in his final game with the Rangers vs. COL, Feb. 28…Had a four-game point streak (2-2-4) from Dec. 29-Jan. 7…Scored his first goal of the season vs. PIT, Dec. 3.

CAREER NOTES **2007-08:** Played in 62 games for the Rangers, recording 7-10-17 and 22 PIM…Missed six contests with a shoulder injury suffered on Feb. 10 at WSH…Recorded the GWG and an assist vs. BUF, Jan. 16…Had a goal and an assist vs. MTL, Jan. 12…Registered two power play goals in a 6-1 win at TOR, Dec. 29…Scored the GWG in the shootout and added an assist on Nov. 3 vs. NJD…Scored a goal in season-opening win vs. FLA, Oct. 4…**2006-07:** Appeared in 79 games with the Rangers, registering 22-18-40 and 30 PIM…Established career-highs in games played and assists…Ranked 1st in goals among all NHL players that logged less than 13:00 of ice-time per game…T-3rd on the team with eight PP goals and ranked 5th on the team with 22 goals…Registered a PPG, along with a game-winning assist, at PHI, Mar. 31…Registered a power play assist and logged a season-high 17:14 TOI vs. MTL, Feb. 27…Tied a career-high with a six-game point streak (3-3-6) from Feb. 17-27…Registered two goals and one assist along with a +3 rating at BOS, Jan. 29…Scored two goals at WSH, Dec. 30…Posted a career-high three-game assist streak (0-3-3) from Oct. 10-14…Recorded two assists, including a game-winning assist, vs. WSH, Oct. 5…**2007 Playoffs:** Skated in 10 postseason games, registering one assist and four PIM…**2005-06:** Appeared in 68 games with the Rangers as a rookie, registering 30-17-47 and 32 PIM…Ranked 2nd in the NHL with a 23.1 shooting percentage…Ranked 2nd on the team and was 4th in the NHL among all rookies with 30 goals and 16 PPG…Ranked 8th in scoring among all NHL rookies with 47 points…Ranked T-11th in the league with two shootout-deciding goals…Scored his 30th goal of the season on Apr. 11 vs. NYI…Became the first Rangers rookie to score 30 or more goals in a season since 1991-92 (Tony Amonte)…Recorded a goal and two assists vs. TOR, Mar. 18…Tallied a five-game point streak (1-5-6) from Mar. 12-20 after returning from missing eight games due to injury…Had a six game goal-scoring streak (9-0-9) from Dec. 5-13…Streak included two, two-goal games and two GWGs…Led all NHL rookies with 12 goals in the month of December…Collected his first NHL assist at PIT, Nov. 12…Scored his first NHL goal on Oct. 17 vs. FLA…Made his NHL debut on Oct. 8 at NJ, posting a plus-one rating…**2006 Playoffs:** Appeared in four postseason contests with the Rangers, tallying one goal…**2004-05:** Skated in 47 games for Pardubice in the Czech Republic Extraleague, registering 7-10-17, along with 24 PIM…Appeared in 16 games during the playoffs, registering 6-7-13, helping Pardubice capture the Extraleague championship…Ranked 2nd on the club in postseason scoring and T-2nd on the team in goals and 3rd in assists…Registered a five-game scoring streak (4-5-9) from Mar. 27-Apr. 9…Recorded four multiple-point games during the playoffs…**2003-04:** Posted career-bests in all offensive categories, including: goals (11), assists (13) and points (13) while playing in his third season with Pardubice (Czech Republic).

INTERNATIONAL CAREER **2006:** Was selected to participate in the 2006 Winter Olympics for the Czech Republic, but was unable to play due to injury…**2005:** Was a member of the gold medal-winning Czech Republic team at the 2005 World Championships, skating in three games for his country…**2004:** Appeared in seven games at the 2004 World Championships, collecting 3-1-4 and six PIM…Ranked T-3rd on the team with three goals…**2002:** In seven games at the U-20 World Junior Championships, he tallied one goal and accumulated two PIM.

PERSONAL Lists Miami as his favorite NHL road city…Most memorable hockey moment was his first NHL game…Lists Jessica Alba as his favorite actress…Other favorites include: Entourage (TV show); Invisible (movie); tennis (hobbies)…Supports Boys and Girls Club of Arizona.

Pack Fact
Scored 30 goals as a rookie with the NY Rangers in 2005-06.

CAREER RECORD

			REGULAR SEASON									PLAYOFFS				
SEASON	TEAM	LEAGUE	GP	G	A	PTS	PP	SH	GW	+/-	PIM	GP	G	A	PTS	PIM
2001-02	Pardubice HC	Czech	20	1	1	2	-	-	-	-	2	5	0	0	0	0
2002-03	Pardubice HC	Czech	49	7	9	16	-	-	-	-	12	17	2	6	8	8
2003-04	Pardubice HC	Czech	48	11	13	24	-	-	-	-	24	7	4	3	7	2
2004-05	Pardubice HC	Czech	47	7	10	17	-	-	-	-	24	16	6	7	13	2
2005-06	Hartford	AHL	2	2	1	3	-	-	-	-	0	-	-	-	-	-
	NY Rangers	NHL	68	30	17	47	16	0	2	3	32	4	1	0	1	0
2006-07	NY Rangers	NHL	79	22	18	40	8	0	2	-7	30	10	0	1	1	4
2007-08	NY Rangers	NHL	62	7	10	17	2	0	1	3	22	3	0	0	0	0
2008-09	NY Rangers	NHL	28	4	5	9	0	0	0	-2	16	-	-	-	-	-
	Phoenix	NHL	19	2	8	10	1	0	1	1	6	-	-	-	-	-
FRANCHISE TOTALS			**19**	**2**	**8**	**10**	**1**	**0**	**1**	**1**	**6**	**-**	**-**	**-**	**-**	**-**
NHL TOTALS			**256**	**65**	**58**	**123**	**27**	**0**	**6**	**-2**	**106**	**17**	**1**	**1**	**2**	**4**

CAREER HIGHLIGHTS

MOST GOALS/GAME:
2 – 7 times
(last 12/29/07 at TOR*)

MOST ASSISTS/GAME:
2 – 4 times
(last 3/30/09 vs. DAL)

MOST POINTS/GAME:
3 – 4 times
(last 3/30/09 vs. DAL)

MOST PIM/GAME:
6 – 1/31/07 at TOR*

MOST SHOTS/GAME:
6 – 4/11/06 vs. NYI*

LONGEST GOAL STREAK:
6 games – 12/03/05-12/13/05*

LONGEST ASSIST STREAK:
3 games – 10/10/06-10/14/06*

LONGEST POINT STREAK:
6 games – 2 times
(last 2/17/07-2/27/07*)

CAREER HAT TRICKS:
None

MULTIPLE POINT GAMES:
18 (last 3/30/09 vs. DAL)

FIRSTS

FIRST COYOTES GAME:
3/5/09 at BOS

FIRST COYOTES GOAL:
3/22/09 at ANA

FIRST COYOTES ASSIST:
3/6/09 at BUF

FIRST NHL GAME:
10/8/05 at NJ*

FIRST NHL GOAL:
10/17/06 vs. FLA*

FIRST NHL ASSIST:
11/12/05 at PIT*

**w/ NYR*

TAYLOR PYATT

14

Left Wing
6'4" • 230

Shoots:
Left

Born:
Aug. 19, 1981,
Thunder Bay, Ontario

Age:
28 (29 on 8/19/10)

Acquired:
Signed as a free agent,
Sept. 2, 2009

Drafted:
NY Islanders' 1st choice (1st round, 8th overall) in the 1999 Entry Draft

Career vs. NHL

TEAM	GP	G	A	PTS	PIM
ANA	18	2	3	5	8
ATL	17	1	4	5	12
BOS	23	2	4	6	6
BUF	6	1	0	1	2
CGY	22	4	8	12	32
CAR	18	2	2	4	7
CHI	17	1	4	5	11
COL	23	7	6	13	12
CBJ	17	4	1	5	8
DAL	16	4	1	5	12
DET	16	2	1	3	6
EDM	23	4	0	4	19
FLA	17	2	3	5	22
L.A.	16	7	7	14	11
MIN	28	4	3	7	10
MTL	23	7	3	10	6
NSH	14	2	3	5	10
N.J.	21	2	3	5	10
NYI	14	0	3	3	24
NYR	16	0	6	6	6
OTT	25	2	6	8	12
PHI	15	2	3	5	4
PHX	17	4	1	5	8
PIT	16	0	8	8	13
STL	16	2	6	8	14
S.J.	15	5	2	7	4
T.B.	17	6	2	8	6
TOR	24	5	4	9	16
VAN	5	0	0	0	2
WSH	17	7	3	10	2
TOTALS	**532**	**91**	**100**	**191**	**315**



2008-09 Recorded 10-9-19 and 43 PIM while appearing in 69 games with the Vancouver Canucks…Collected his 100th career assist on Apr. 2 vs. ANA…Scored his 10th goal of the season at STL, Mar. 26…Notched the GWG vs. COL, Mar. 15…Logged a season-high 21:03 vs. MIN, Jan. 31…Scored a goal in back-to-back games, vs. CBJ on Jan. 18; at SJ, Jan. 20…Collected two assists at NYR, Nov. 19…Scored his first goal of the season at LA, Oct. 30…**2009 Playoffs:** Appeared in four games for Vancouver in the Western Conference Semifinals vs. CHI.

CAREER NOTES **2007-08:** Appeared in 79 games with Vancouver, recording 16-21-37 and 60 PIM…Set career-highs in games played, assists, and PIM…Tied a career-high for most points in a season…Finished with eight multi-point games…Collected two assists vs. STL, Mar. 8…Registered a goal and an assist at TB, Jan. 31…Scored two goals and was named 2nd star vs. PHX, Jan. 11…Notched a goal and an assist vs. CGY, Dec. 27…Scored the shootout-deciding goal in win at PHX, Dec. 22…Had a goal and an assist at LA, Dec. 10…Notched two goals, including the game-winner, and was named the game's 1st star at WSH, Oct. 26…**2006-07:** Registered 23-14-37 and 42 PIM in 76 games in his first season with Vancouver…Set career highs in goals, points and power play goals (9) and tied his career-high in game-winning goals (4)…Scored the GWG and added an assist at LA, Mar. 29…Scored two goals vs. VAN, Mar. 25…Scored his 15th goal, a new single–season career high, and had one assist, Feb. 3 at CGY…Along with Trevor Linden, set a new Canucks franchise record for the fastest two power play goals as they scored 13 seconds apart, Jan. 13 at TOR…Recorded a career-high four-game goal streak (4-2-6) from Jan. 11-19…Notched his sixth goal and extended his point streak to five games, Oct. 27 vs. WSH…Scored four goals in a five-game span, Oct. 20-27…Recorded his first goal as a Canuck, Oct. 10 at MIN…**2007 Playoffs:** Recorded 2-4-6 in 12 postseason contests vs. DAL and ANA…Collected two assists vs. DAL, Apr. 17…Score the GWG vs. DAL, Apr. 15…**2005-06:** Appeared in 41 games with Buffalo, recording 6-6-12 and 33 PIM…Scored the GWG and added an assist at OTT, Apr. 8…Collected his second career hat trick on Nov. 17 vs. WSH…Recorded his first point of the season with an assist…**2006 Playoffs:** Played 14 games in the 2006 Stanley Cup Playoffs with Buffalo, advancing to the Eastern Conference Finals…Recorded 0-5-5…Recorded an assist in Buffalo's ECSF series-clinching win at OTT, May 13…Made his NHL playoff debut vs. PHI, Apr. 30… **2004-05:** Recorded 11-9-20 and 20 PIM in 24 games with Hammarby IF (Sweden)…**2003-04:** Registered 8-12-20 in 63 games with Buffalo…Set a new career–high with four GW goals and two SH goals in a single season…Notched two assists in his 250th career NHL game, Feb. 13 vs. LA…Scored his fourth GWG of the season vs. CAR, Dec. 26…Tied a career-high with three assists at ATL, Nov. 5…Recorded his second straight two-goal game, Oct. 24 at ANA after scoring twice at LA, Oct. 23…**2002-03:** Set career highs in goals (14), assists (14) and points (28) in 78 games played for Buffalo…Finished the season scoring nine points (6-3-9) in his last 10 games…Scored first career NHL hat trick in his return to the line-up after missing four games with a concussion, Mar. 28 vs. MTL…Scored goals on back–to–back nights vs. TB and at ATL, Mar. 14 and 15…Tied a career-high with three-game point streak (1-3-4), Oct. 17-22…**2001-02:** Recorded 10-10-20 in 48 games during his first season with Buffalo…Finished season with a three–game point streak (1-4-5) and recorded seven points in the final five games…Recorded three assists, establishing a career high for points in one game on Apr. 10 vs. PIT…Recorded his first career multi–goal game vs. TB, Jan. 25…Scored his first goal of the season and first as a Sabre, Jan. 3 at CGY…**2000-01:** Played in 78 games with the NY Islanders as a rookie, recording 4-14-18…Scored the game-winning goal and was +1 vs. CAR, Dec. 19…Recorded his first NHL goal, the GWG, on Nov. 27 vs. TB…Picked up his first NHL point (assist) on Oct. 27 vs. MTL…Made his NHL debut for the Islanders at TB, Oct. 6…**1999-00:** In his final season with Sudbury of the OHL, recorded 40-49-89 in 68 games to set career-highs in goals, assists and points…Ranked 3rd on his team and 8th in the OHL in scoring…Also notched 8-7-15 in 12 playoff games…**1998-99:** Registered 37-38-75 in 68 games for Sudbury (OHL)…**1997-98:** As an OHL rookie with Sudbury, recorded 14-17-31 in 58 games.

PERSONAL Favorite hockey player growing up was Mark Messier…Would be a firefighter if he didn't play hockey…Favorite hockey memory is playing the 2006 Eastern Conference Final…Favorite road city in the NHL is Montreal…Celebrity he would like to meet is Tiger Woods…Favorite band is Coldplay…Favorite T.V. show is HBO's Entourage…If he could meet one person, dead or alive, it would be Elvis…Enjoys golf and fishing in the off-season…Works and participates in the Thunder Bay Hockey Celebrity Golf Classic benefitting the Northern Cancer Fund in Northwestern Ontario…Favorite vacation spot is Cabo San Lucas, Mexico…Favorite tech gadget is his Mac Book…Favorite food is Steak…Has a dog named Ranger…Nickname is Pyzee.

Pack Fact
Played in the 2003 NHL YoungStars Game.

CAREER RECORD

			REGULAR SEASON									PLAYOFFS				
SEASON	TEAM	LEAGUE	GP	G	A	PTS	PP	SH	GW	+/-	PIM	GP	G	A	PTS	PIM
1997-98	Sudbury	OHL	58	14	17	31	-	-	-	-	104	10	3	1	4	8
1998-99	Sudbury	OHL	68	37	38	75	-	-	-	-	95	4	0	4	4	6
1999-00	Sudbury	OHL	68	40	49	89	9	5	8	47	98	12	8	7	15	25
2000-01	NY Islanders	NHL	78	4	14	18	1	0	2	-17	39	-	-	-	-	-
2001-02	Buffalo	NHL	48	10	10	20	0	0	0	4	35	-	-	-	-	-
	Rochester	AHL	27	6	4	10	0	0	3	-2	36	-	-	-	-	-
2002-03	Buffalo	NHL	78	14	14	28	2	0	0	-8	38	-	-	-	-	-
2003-04	Buffalo	NHL	63	8	12	20	1	2	4	-7	25	-	-	-	-	-
2004-05	Hammarby IF	Sweden	24	11	9	20	-	-	-	-	20	-	-	-	-	-
2005-06	Buffalo	NHL	41	6	6	12	0	0	1	-1	33	14	0	5	5	10
2006-07	Vancouver	NHL	76	23	14	37	9	0	4	5	42	12	2	4	6	6
2007-08	Vancouver	NHL	79	16	21	37	7	0	2	9	60	-	-	-	-	-
2008-09	Vancouver	NHL	69	10	9	19	0	0	1	0	43	4	0	0	0	2
NHL TOTALS			**532**	**91**	**100**	**191**	**20**	**2**	**14**	**-15**	**315**	**30**	**2**	**9**	**11**	**18**

CAREER HIGHLIGHTS

MOST GOALS/GAME:
3 – 2 times
(last 11/17/05 vs. WSH#)

MOST ASSISTS/GAME:
3 – 2 times
(last 11/5/03 vs. WSH#)

MOST POINTS/GAME:
3 – 4 times
(last 11/17/05 vs. WSH#)

MOST PIM/GAME:
10 – 10/2/02 vs. NYI#

MOST SHOTS/GAME:
7 – 1/21/08 vs. MIN^

LONGEST GOAL STREAK:
4 games – 1/11/07 – 1/19/07^

LONGEST ASSIST STREAK:
3 games – 2 times
(last 10/17/02 – 10/22/02#)

LONGEST POINT STREAK:
6 games – 2 times
(last 1/11/07 - 1/28/0^)

CAREER HAT TRICKS:
2 – last 11/17/05 vs. ATL#

MULTIPLE POINT GAMES:
29 (last 11/19/08 at NYR)

FIRSTS

FIRST COYOTES GAME:
None

FIRST COYOTES GOAL:
None

FIRST COYOTES ASSIST:
None

FIRST NHL GAME:
10/6/00 vs. TB*

FIRST NHL GOAL:
10/27/00 vs. MTL*

FIRST NHL ASSIST:
11/27/00 vs. TB*

** w/ NYI # w/ BUF ^ w/ VAN*

KURT SAUER

44

Defense
6'4" • 225

Shoots:
Left

Born:
Jan. 16, 1981,
St. Cloud, Minnesota

Age:
28 (29 on 1/16/10)

Acquired:
Signed as a free agent,
July 1, 2008

Drafted:
Colorado's 5th choice (3rd round, 88th overall) in 2000 Entry Draft

Career vs. NHL

TEAM	GP	G	A	PTS	PIM
ANA	13	0	1	1	15
ATL	6	0	0	0	0
BOS	4	0	0	0	2
BUF	5	0	1	1	2
CGY	31	1	6	7	26
CAR	5	0	0	0	2
CHI	18	0	0	0	11
COL	11	0	0	0	8
CBJ	16	0	1	1	13
DAL	21	1	1	2	11
DET	16	1	0	1	6
EDM	27	0	2	2	18
FLA	4	0	1	1	4
L.A.	16	0	1	1	15
MIN	27	0	3	3	15
MTL	4	0	0	0	5
NSH	15	1	0	1	2
N.J.	5	0	0	0	0
NYI	4	0	0	0	4
NYR	4	0	2	2	2
OTT	4	0	1	1	2
PHI	3	0	0	0	0
PHX	19	0	2	2	19
PIT	3	0	0	0	4
STL	18	0	1	1	10
S.J.	23	1	2	3	15
T.B.	4	0	0	0	4
TOR	4	0	0	0	0
VAN	23	0	3	3	33
WSH	3	0	0	0	2
TOTALS	**356**	**5**	**28**	**33**	**250**

2008-09 In his first season with Coyotes, recorded 1-6-7 and 36 PIM in 68 games…Set new career-high in points while tying his career-highs in goals and assists…Received Coyotes Man of the Year Award for community service…Ranked 2nd on the team in blocked shots (122) and 3rd in average ice time (20:37)…Scored his first goal of the season at SJ, Mar. 28…Collected an assist and tied his season-high with a +3 rating in win vs. VAN, Mar. 21…Had an assist and +3 rating in win at LA, Feb. 21…Missed 14 games due to injury from Jan. 13 to Feb. 14…Logged a season-high 25:50 TOI at CBJ, Nov. 26…Recorded his first point (assist) in a Coyotes uniform in win at ANA, Oct. 12…Made his Coyotes debut and logged 19:38 TOI in season opening win vs. CBJ.

CAREER NOTES **2007-08:** Appeared in 54 games for the Colorado Avalanche, recording 1-5-6 and 41 PIM…Finished 2nd on the Avalanche in plus/minus with a +17 rating…Tied career-highs in points and goals despite playing in only 54 games…Finished plus or even in 43 of his 54 games…Was a season-high +3 in a win vs. EDM, Mar. 13…Missed two months and 28 games due to a neck injury, Dec. 1-Feb. 1…Suffered the injury on Nov. 30 at SJ…Placed on Injured Reserve, Dec. 2 (retro to Nov. 30) and activated on Jan. 31…Registered an assist in back-to-back games, Nov. 24 (vs. CGY) and Nov. 28 (vs. EDM)…Scored his first goal of the season vs. CGY, Oct. 16…**2008 Playoffs:** Appeared in all 10 of Colorado's playoff games…Recorded one goal and eight PIM…Registered 26:43 TOI vs. MIN in Game 3 of their CQF series, Apr. 14…**2006-07:** Set a career-high in assists (6) and matched his career best in points (6) while playing only 48 games for Colorado…Appeared in 45 of the last 46 games for the Avalanche after dressing in only three of the first 36 contests due to injury…Colorado was 6-0-0 when Sauer notched a point…Skated in his 200th NHL game vs. DET, Jan. 20…Assisted on Joe Sakic's 600th career goal for his first point of the season at CGY, Feb. 15…Logged a career-high 29:04 TOI at BUF on Mar. 7, the most minutes by any Avalanche player in 2006-07…**2005-06:** Skated in 37 games with the Avalanche, notching a goal and four assists with a +5 rating…Played in each of the last 28 contests after replacing an injured Ossi Vaananen in the lineup…Notched his only goal of the season vs. NSH, Oct. 12…Did not dress in 26 straight games from Oct. 19 to Dec. 12…Was sent to Lowell (AHL) for a conditioning assignment on Dec. 16…Played in four games for the Lock Monsters (no points) before returning to the Avalanche on Dec. 22…**2006 Playoffs:** Appeared in all nine playoff games for the Avalanche…**2003-04:** Appeared in 55 games for Anaheim, recording 1-4-5 and 32 PIM…Was acquired by Colorado on Feb. 21 and made his Avalanche debut on Feb. 22 at MIN…Registered his first point/assist with Colorado vs. PHX, Mar. 14…Missed the final seven games of the regular season with a groin injury…Appeared in his 100th NHL game on Dec. 3 vs. DET…Scored a goal and had a shorthanded assist for his first career multiple-point game on Dec. 7 vs. DAL…**2004 Playoffs:** Played in three postseason games for the Avs, all in the second round against San Jose…**2002-03:** Established a Mighty Ducks franchise record for most games played by a rookie, appearing in 80 contests in his first NHL campaign…Ranked 5th among all NHL rookies in games and 10th in average time on ice (18:33)…Scored his first NHL goal vs. DET, Mar. 9…Missed two games, Feb. 25-26, to be with his wife, Carmen, who gave birth to the couple's first child at 6:10 a.m. on Feb. 24 (Kohl Christopher Sauer)…Recorded his first NHL point with an assist at NYR, Nov. 19…Logged a team-high 23:05 of ice time in his NHL debut at STL, Oct. 10…**2003 Playoffs:** Played in all 21 postseason games with Anaheim, tallying a goal and one assist with a +3 rating…Scored a shorthanded, GWG in Game 2 (WCF) at MIN…Sauer's shorthanded tally was the first by a rookie defenseman in the Stanley Cup Playoffs since Trent Yawney scored for CHI against STL on Apr. 24, 1989…**2001-02:** Spent his third straight season with Spokane (WHL), where he was named a second-team All-WHL Western Conference defenseman and named to the Western Conference All-Star Team for the second consecutive year…Led the Spokane Chiefs with a +24 rating…Recorded 4-20-24 in 61 games…**2000-01:** Registered 5-10-15 in 48 games for Spokane…Was selected as an alternate captain for the Spokane Chiefs…Named a Western Conference first team All-Star defenseman…Also named a second team All-Star…**1999-00:** Appeared in the WHL Finals his rookie year in Spokane, collecting 2-1-3 in 15 playoff games after notching 3-12-15 in 71 regular season games…Was named the Chiefs Co-Rookie of the Year…Was just the second Spokane defenseman to be named a First Team All-Star (Bryan McCabe being the other in 1994).

PERSONAL Kurt and his wife, Carmen, have four children, Kohl (6), Kasen (4), Kade (3) and Kruz (1)…His father, Curt, pitched in the Minnesota Twins organization…Has five brothers and sisters…Younger brother, Michael, was drafted by the New York Rangers in the second round (40th overall) of the 2005 Entry Draft, and spent last season with the Hartford Wolf Pack (AHL)… Another of his brothers, Kent, was drafted in the third round in 1998 by Nashville, while brother Craig played in the NFL for both the Minnesota Vikings and Atlanta Falcons…Likes to spend the off-season with his family and fishing…His favorite fishing spot is Watab Lake…If not a hockey player, Kurt would be a teacher…His first job was bagging groceries.

Pack Fact
Played in the 2003 Stanley Cup Finals as a rookie with Anaheim.

CAREER RECORD

			REGULAR SEASON									PLAYOFFS				
SEASON	TEAM	LEAGUE	GP	G	A	PTS	PP	SH	GW	+/-	PIM	GP	G	A	PTS	PIM
1998-99	North Iowa	USHL	52	1	4	5	-	-	-	-	67	-	-	-	-	-
1999-00	Spokane	WHL	71	3	12	15	-	-	-	-	48	15	2	1	3	8
2000-01	Spokane	WHL	48	5	10	15	-	-	-	-	85	3	1	0	1	2
2001-02	Spokane	WHL	61	4	20	24	-	-	-	-	73	11	0	3	3	12
2002-03	Anaheim	NHL	80	1	2	3	0	0	0	-23	74	21	1	1	2	6
2003-04	Anaheim	NHL	55	1	4	5	0	0	0	-8	32	-	-	-	-	-
	Colorado	NHL	14	0	1	1	0	0	0	-3	19	3	0	0	0	0
2004-05	Did Not Play															
2005-06	Colorado	NHL	37	1	4	5	0	0	0	5	24	9	0	0	0	4
	Lowell	AHL	4	0	0	0	0	0	0	-1	0	-	-	-	-	-
2006-07	Colorado	NHL	48	0	6	6	0	0	0	-3	24	-	-	-	-	-
2007-08	Colorado	NHL	54	1	5	6	0	0	0	17	41	10	1	0	1	8
2008-09	Phoenix	NHL	68	1	6	7	0	0	0	-1	36	-	-	-	-	-
FRANCHISE TOTALS			**68**	**1**	**6**	**7**	**0**	**0**	**0**	**-1**	**36**	**-**	**-**	**-**	**-**	**-**
NHL TOTALS			**356**	**5**	**28**	**33**	**0**	**0**	**0**	**-16**	**250**	**43**	**2**	**1**	**3**	**18**

CAREER HIGHLIGHTS

MOST GOALS/GAME:
1 – 5 times
(last 3/28/09 at SJ)

MOST ASSISTS/GAME:
1 – 28 times
(last 3/21/09 vs. VAN)

MOST POINTS/GAME:
2 – 12/7/03 vs. DAL*

MOST PIM/GAME:
15 – 3/8/04 at VAN#

MOST SHOTS/GAME:
3 – 10 times
(last 11/5/07 vs. CGY#)

LONGEST GOAL STREAK:
None

LONGEST ASSIST STREAK:
2 games – 2 times
(last 11/24/07-11/28/07#)

LONGEST POINT STREAK:
2 games – 3 times
(last 11/24/07-11/28/07#)

CAREER HAT TRICKS:
None

MULTIPLE POINT GAMES:
1 (12/7/03 vs. DAL*)

**w/ ANA #w/ COL*

FIRSTS

FIRST COYOTES GAME:
10/11/08 vs. CBJ

FIRST COYOTES GOAL:
3/28/09 at SJ

FIRST COYOTES ASSIST:
10/12/08 at ANA

FIRST NHL GAME:
10/10/02 at STL*

FIRST NHL GOAL:
3/9/03 vs. DET*

FIRST NHL ASSIST:
11/19/02 at NYR*

VIKTOR TIKHONOV

41

Left Wing
6'2" • 190

Shoots:
Right

Born:
May 12, 1988,
Riga, Latvia

Age:
21 (22 on 5/12/10)

Acquired:
Phoenix's 2nd choice (1st round, 28th overall) in the 2008 Entry Draft



2008-09 Appeared in 61 games for the Coyotes as a rookie, recording 8-8-16 and 20 PIM…Ranked T-2nd among Coyotes rookies in goals and 3rd in points…Scored the shootout-deciding goal in the season finale vs. ANA, Apr. 11…Collected two assists vs. DAL, Mar. 30…Scored a goal in win vs. VAN, Mar. 21…Notched a goal and an assist in win at LA, Feb. 21…Scored a goal in win vs. ATL, Feb. 19…Registered a season-high three points on two goals and an assist for his first multi-goal and multi-point game vs. CGY, Feb. 14…Appeared in four games for San Antonio (AHL) after being activated from Injured Reserve on Feb. 4…Recorded 2-1-3 in four games with Rampage…Recalled to Phoenix, Feb. 9…Missed 10 games due to injury from Jan. 10 to Feb. 3…Scored the GWG in 3rd period of a 3-2 win at CBJ, Nov. 26…Scored his first career NHL goal in win vs. SJ, Nov. 9…Picked up his first NHL point (assist) in win vs. PIT, Oct. 30…Recorded a season-high five shots on goal at OTT, Oct. 17…Made his NHL debut vs. CBJ, Oct. 11.

CAREER NOTES **2007-08:** Played in 43 games for Cherepovets (Russia), recording 7-5-12 and 43 PIM…Also appeared in eight playoff games, collecting one assist…Won a bronze medal with Team Russia at the 2008 World Junior Championships…Named Best Forward of the tournament and to the tournament's All-Star team after collecting 5-2-7 in seven games… **2006-07:** Played in four games for Cherepovets…**2005-06:** Appeared in 36 games for Dmitrov (Russia-2), collecting 6-8-14 and 10 PIM.

INTERNATIONAL CAREER **2008:** Represented Russia at the 2008 World Junior Championship…Named Best Forward and to the tournament's All-Star Team…Recorded 5-2-7 in seven games while leading Russia to a bronze medal.

PERSONAL Nickname is "Teeks"…His favorite hockey player growing up was Pavel Bure…Lists golf, bowling and video games as his favorite hobbies…Would like to be a pro golfer if he weren't a hockey player…Favorite TV show is "Lost" and his favorite vacation spot is Hawaii.

Career vs. NHL

TEAM	GP	G	A	PTS	PIM
ANA	3	0	0	0	2
ATL	1	1	0	1	0
BOS	1	0	0	0	2
BUF	1	0	0	0	0
CGY	3	2	2	4	0
CAR	1	0	0	0	0
CHI	3	0	0	0	2
COL	3	0	0	0	0
CBJ	4	1	0	1	0
DAL	4	0	3	3	4
DET	1	0	0	0	0
EDM	3	0	0	0	4
FLA	1	0	0	0	0
L.A.	4	1	1	2	0
MIN	3	0	0	0	0
MTL	1	0	0	0	0
NSH	3	0	0	0	0
N.J.	1	0	0	0	0
NYI	2	1	0	1	2
NYR	1	0	0	0	0
OTT	1	0	0	0	0
PHI	1	0	0	0	0
PHX	-	-	-	-	-
PIT	1	0	1	1	0
STL	4	0	0	0	2
S.J.	4	1	0	1	0
T.B.	1	0	0	0	0
TOR	1	0	1	1	0
VAN	3	1	0	1	2
WSH	1	0	0	0	0
TOTALS	**61**	**8**	**8**	**16**	**20**

Pack Fact
Was named Best Forward at the 2008 World Junior Championship.

CAREER RECORD

			REGULAR SEASON									PLAYOFFS				
SEASON	TEAM	LEAGUE	GP	G	A	PTS	PP	SH	GW	+/-	PIM	GP	G	A	PTS	PIM
2005-06	Dmitrov	Russia-2	36	6	8	14	-	-	-	-	10	-	-	-	-	-
2006-07	Cherepovets	Russia	4	0	0	0	-	-	-	-	0	-	-	-	-	-
2007-08	Cherepovets	Russia	43	7	5	12	-	-	-	-	43	8	0	1	1	4
2008-09	Phoenix	NHL	61	8	8	16	1	0	1	-3	20	-	-	-	-	-
	San Antonio	AHL	4	2	1	3	0	0	0	2	0	-	-	-	-	-
FRANCHISE AND NHL TOTALS			**61**	**8**	**8**	**16**	**1**	**0**	**1**	**-3**	**20**	**-**	**-**	**-**	**-**	**-**

CAREER HIGHLIGHTS

MOST GOALS/GAME:
2 – 2/14/09 vs. CGY

MOST ASSISTS/GAME:
2 – 3/30/09 vs. DAL

MOST POINTS/GAME:
3 – 2/14/09 vs. CGY

MOST PIM/GAME:
4 – 12/22/08 at EDM

MOST SHOTS/GAME:
5 – 10/17/08 at OTT

LONGEST GOAL STREAK:
2 games – 2/19/09 – 2/21/09

LONGEST ASSIST STREAK:
None

LONGEST POINT STREAK:
2 games – 2/19/09 – 2/21/09

CAREER HAT TRICKS:
None

MULTIPLE POINT GAMES:
3 (last 3/30/09 vs. DAL)

FIRSTS

FIRST COYOTES GAME:
10/11/08 vs. CBJ

FIRST COYOTES GOAL:
11/9/08 vs. SJ

FIRST COYOTES ASSIST:
10/30/08 vs. PIT

FIRST NHL GAME:
10/11/08 vs. CBJ

FIRST NHL GOAL:
11/9/08 vs. SJ

FIRST NHL ASSIST:
10/30/08 vs. PIT

KYLE TURRIS

91

Center
6'1" • 185

Shoots:
Right

Born:
Aug. 14, 1989,
New Westminster,
British Columbia

Age:
20 (21 on 8/14/10)

Acquired:
Phoenix's 1st choice (1st round, 3rd overall) in the 2007 Entry Draft

Career vs. NHL

TEAM	GP	G	A	PTS	PIM
ANA	5	1	2	3	2
ATL	0	0	0	0	0
BOS	1	0	0	0	0
BUF	2	0	0	0	0
CGY	1	0	0	0	0
CAR	2	0	0	0	0
CHI	4	0	1	1	9
COL	4	0	3	3	0
CBJ	3	0	0	0	2
DAL	6	0	0	0	6
DET	3	0	0	0	0
EDM	3	0	2	2	0
FLA	1	0	0	0	0
L.A.	5	0	2	2	0
MIN	4	0	0	0	2
MTL	1	0	0	0	0
NSH	3	2	0	2	0
N.J.	0	0	0	0	0
NYI	2	0	0	0	0
NYR	1	0	0	0	0
OTT	1	0	0	0	0
PHI	1	0	0	0	0
PHX	-	-	-	-	-
PIT	1	0	0	0	0
STL	2	1	0	1	0
S.J.	5	3	2	5	0
T.B.	1	1	0	1	0
TOR	1	0	0	0	0
VAN	2	0	1	1	2
WSH	1	0	0	0	0
TOTALS	**66**	**8**	**13**	**21**	**23**



2008-09 Appeared in 63 games with the Coyotes as a rookie, registering 8-12-20 and 21 PIM…Ranked 2nd among Coyotes rookies in scoring and T-2nd among all NHL rookies in game-winning goals (3)…Finished with four multi-point games…Also appeared in eight games with San Antonio (AHL) where he recorded 4-3-7…Tallied a season-high four points on two goals and two assists in a 4-3 win vs. SJ, Mar. 17…Recalled to Phoenix on Mar. 2 after being assigned to San Antonio on Feb. 12…Collected two assists at EDM, Jan. 18…Scored the shootout-deciding goal in a 1-0 victory vs. DAL, Jan. 10…Scored both goals in a 2-1 win vs. NSH, Dec. 18…Skated a season-high 17:55 at CHI, Dec. 7…Began the season with a three-game point streak (1-3-4) from Oct. 11-15…Scored his first career NHL goal and added an assist in win at ANA, Oct. 12…Recorded an assist in season opening win vs. CBJ, Oct. 11.

CAREER NOTES **2007-08:** Appeared in the Coyotes' final three games of the season after completing his freshman year at University of Wisconsin…Recorded his first NHL point with an assist in the season finale at ANA, Apr. 6…Made his NHL debut and recorded a team-high five shots vs. DAL, Apr. 3…Signed a contract with Phoenix on Mar. 31…Appeared in 36 games for Wisconsin, recording 11-24-35 and 38 PIM…Led the Badgers in points (35) and assists (24) and ranked 2nd in shots (114), T-2nd in plus/minus (+11) and 3rd in goals (11)…Became just the fourth freshman in Wisconsin history to lead the team in scoring…Was named to the All-WCHA Third Team and All-WCHA Rookie Team…Registered eight multi-point games…Helped lead Wisconsin to a berth in the NCAA tournament and advance to the Midwest Regional Final…Finished the season on a three-game assist streak (0-4-4)…Scored two goals in a win at Denver, Jan. 12…Began the season by recording 12 points (5-7-12) in the first four games…Collected back-to-back four-point games vs. Robert Morris, Oct. 19-20…**2006-07:** Appeared in 53 games for Burnaby of the British Columbia Hockey League (BCHL), recording 66-55-121 and 83 PIM…Named RBC Financial Group Canadian Junior A Player of the Year for 2006-07…Led the BCHL with 66 goals, 15 goals more than the closest skater…His 121 points in 53 games ranked 2nd in the league during the regular season…Posted a league-high 19-game point streak…Tied for the league lead in playoff scoring with 26 points (12-14-26) despite playing one less postseason round than the rest of the top 10 scorers…Won the Coastal Conference's MVP award…**2005-06:** Was awarded the Coastal Conference's Rookie of the Year award after recording 36-36-72 in 57 games for Burnaby (BCHL)…Registered three goals and an assist to help his team win the championship game of the 2006 RBC Royal Bank Cup for Canada's Junior A national championship…Claimed MVP honors in the contest.

INTERNATIONAL CAREER **2008:** Participated in Team Canada's training camp prior to the 2008 IIHF World Championship…Won the gold medal with Canada at the 2008 World Junior Championships after leading the team in scoring with 4-4-8 in seven games…Ranked T-4th in scoring in the tournament…**2007:** Played for Canada in the 2007 Super Series, leading his team to a 7-0-1 record against Russia in the eight-game series…Led all goal-scorers with seven tallies during the Series…**2006:** Represented Canada at the 2006 Junior World Cup and the 2007 Under-18 World Championships.

PERSONAL Favorite NHL player growing up was Steve Yzerman…His first job was as a hockey referee and began skating at the age of two…Favorites include: pierogies (food); Jack Johnson (musician); "Seinfeld" (TV show); and "The Rookie" (movie)…Most memorable hockey moment was being drafted by the Coyotes…Favorite vacation spot is Osoyoos, British Columbia…Enjoys cooking.



Pack Fact
Is the highest-drafted player (3rd overall in 2007) in Jets/Coyotes history since Dale Hawerchuk was taken No. 1 overall in the 1981 Entry Draft.

CAREER RECORD

			REGULAR SEASON									PLAYOFFS				
SEASON	TEAM	LEAGUE	GP	G	A	PTS	PP	SH	GW	+/-	PIM	GP	G	A	PTS	PIM
2005-06	Burnaby	BCHL	57	36	36	72	-	-	-	-	32	20	10	13	23	6
2006-07	Burnaby	BCHL	53	66	55	121	-	-	-	-	83	14	12	14	26	16
2007-08	Univ. of Wisconsin	WCHA	36	11	24	35	4	1	2	11	38	-	-	-	-	-
	Phoenix	NHL	3	0	1	1	0	0	0	-5	2	-	-	-	-	-
2008-09	Phoenix	NHL	63	8	12	20	3	0	3	-15	21	-	-	-	-	-
	San Antonio	AHL	8	4	3	7	1	0	0	-1	6	-	-	-	-	-
FRANCHISE AND NHL TOTALS			**66**	**8**	**13**	**21**	**3**	**0**	**3**	**-20**	**23**	**-**	**-**	**-**	**-**	**-**

CAREER HIGHLIGHTS

MOST GOALS/GAME:
2 – 2 times
(last 3/17/09 vs. SJ)

MOST ASSISTS/GAME:
2 – 2 times
(last 3/17/09 vs. SJ)

MOST POINTS/GAME:
4 – 3/17/09 vs. SJ

MOST PIM/GAME:
5 – 12/7/08 at CHI

MOST SHOTS/GAME:
5 – 2 times
(last 12/18/08 vs. NSH)

LONGEST GOAL STREAK:
None

LONGEST ASSIST STREAK:
3 games – 10/11/08-10/15/08

LONGEST POINT STREAK:
3 games – 10/11/08-10/15/08

CAREER HAT TRICKS:
None

MULTIPLE POINT GAMES:
4 (last 3/17/09 vs. SJ)

FIRSTS

FIRST COYOTES GAME:
4/3/08 vs. DAL

FIRST COYOTES GOAL:
10/12/08 at ANA

FIRST COYOTES ASSIST:
4/6/08 at ANA

FIRST NHL GAME:
4/3/08 vs. DAL

FIRST NHL GOAL:
10/12/08 at ANA

FIRST NHL ASSIST:
4/6/08 at ANA

SCOTTIE UPSHALL

8

Right Wing
6'0" • 197

Shoots:
Left

Born:
Oct. 7, 1983,
Fort McMurray, Alberta

Age:
25 (26 on 10/7/09)

Acquired:
From Philadelphia with a 2nd round draft choice in the 2011 Entry Draft for Daniel Carcillo, Mar. 4, 2009

Drafted:
Nashville's 1st choice (1st round, 6th overall) in the 2002 Entry Draft.

Career vs. NHL

TEAM	GP	G	A	PTS	PIM
ANA	9	0	5	5	8
ATL	6	0	1	1	2
BOS	8	6	2	8	4
BUF	9	1	1	2	4
CGY	2	1	1	2	2
CAR	8	1	0	1	8
CHI	6	0	2	2	8
COL	8	1	1	2	0
CBJ	5	2	3	5	4
DAL	7	4	0	4	4
DET	9	0	2	2	2
EDM	6	2	0	2	4
FLA	6	1	0	1	8
L.A.	11	2	3	5	18
MIN	7	2	5	7	6
MTL	9	2	3	5	6
NSH	1	0	0	0	2
N.J.	16	5	5	10	20
NYI	16	4	6	10	20
NYR	12	2	4	6	6
OTT	3	3	6	12	
PHI	1	0	0	0	0
PHX	8	1	0	1	2
PIT	11	1	3	4	4
STL	6	1	1	2	4
S.J.	9	2	3	5	16
T.B.	7	0	0	0	25
TOR	7	1	2	3	10
VAN	6	1	3	4	4
WSH	8	0	1	1	10
TOTALS	**230**	**46**	**60**	**106**	**223**



2008-09 Split the season between Philadelphia and Phoenix…Played 19 games for the Coyotes after being acquired from the Flyers on Mar. 4, recording 8-5-13 and 26 PIM…Finished the season with 15-19-34 and 89 PIM in 74 games to set new career-highs in goals, assists, points, games played and PIM…Recorded the GWG in a 2-1 win vs. LA, Apr. 2…Scored two goals vs. DAL, Mar. 30…Recorded his 100th career point with an assist vs. VAN, Mar. 21…Scored a goal in his Coyotes debut on Mar. 5 at BOS…Traded to Phoenix from Philadelphia on Mar. 4…Registered 7-14-21 and 63 PIM in 55 games for the Flyers prior to trade…Scored a goal in his final game as a Flyer at BOS, Mar. 3…Had a three-game assist streak (0-3-3) from Feb. 12-15…Had a goal and an assist vs. MIN, Jan. 8…Recorded a goal and an assist vs. SJ, Oct. 22.

CAREER NOTES **2007-08:** Played 61 games with Philadelphia, collecting 14-16-30 and 74 PIM…Had a three-game point streak (1-4-5) from Feb. 28-Mar. 2…Recorded 2-1-3 vs. OTT, Jan. 20…Missed five games from Dec. 30-Jan. 10 due to a right ankle sprain sustained on Dec. 29 at TB…Scored two goals (his first career multi-goal game) vs. NYI, Nov. 12…Played in his 100th career NHL game on Nov. 8 at NJ…**2008 Playoffs:** Recorded 3-4-7 and 44 PIM in 17 games while helping the Flyers advance to the Eastern Conference Finals…Scored his first career playoff goal at WSH, Apr. 22…Collected two assists vs. WSH, Apr. 17…**2006-07:** Began the season in Nashville and registered 2-1-3 and 18 PIM in 14 games before being traded to Philadelphia…In 18 games with the Flyers, collected 6-7-13 and eight PIM…Led the team in plus/minus with +4 rating…Scored a SH goal, collected an assist and was named the game's 1st star vs. BOS, Mar. 10…Scored the GWG in OT at BOS, Mar. 1…Scored the GWG at NYR, Feb. 17…Posted 2-1-3 and 18 PIM in 14 games for the Predators…Registered an assist and six PIM in five games for Nashville's American Hockey League affiliate, the Milwaukee Admirals…Was recalled from Milwaukee on Jan. 28... Was assigned to Milwaukee for conditioning on Jan. 16…Missed 30 games from Nov. 16-Jan. 15 due to a groin strain sustained at CBJ, Nov. 15…**2005-06:** Recorded 8-16-24 and 34 PIM in 48 games with Nashville… Led the Predators in plus/minus rating (+14 – highest in team history by a forward)…Collected career-high three assists at NSH, Apr. 13…Had a goal and an assist at CBJ, Dec. 23…Recorded 17-16-33 and 44 PIM in 23 games with the Milwaukee Admirals (AHL)…**2006 Playoffs:** Appeared in two playoff games for Nashville, making his NHL postseason debut at SJ, Apr. 27…Helped lead Milwaukee to the Calder Cup Finals, finishing T-3rd on the club with 6-10-16 and 20 PIM in 16 playoff games…**2004-05:** Finished 5th on Milwaukee (AHL) in scoring with 19-27-46 and 108 PIM in 62 games and ranked 3rd in PPG (8)…**2003-04:** Posted 13-11-24 and 42 PIM in 31 games with Milwaukee (AHL)…Also appeared in seven games with Nashville…Won the 2004 Calder Cup with Milwaukee, scoring three goals in eight playoff games…Named to the 2004 AHL All-Star Classic, but did not play due to injury…**2002-03:** Made his NHL debut on Oct. 15 at NYI and scored his first-career NHL goal on Oct. 19 at NYR…Appeared in 42 games with Kamloops (WHL), finishing with 25-31-56 and 111 PIM…Ranked 5th on the team in scoring despite playing just 42 games…**2001-02:** Recorded 32-51-83 and 139 PIM in 61 games for Kamloops (WHL)…Named to the 2002 WHL Western Conference Second All-Star Team…Played in the 2002 CHL/NHL Top Prospects Game and the WHL Western Conference All-Star Team at the 2002 Hershey Cup in Rimouski…Finished 2nd on Kamloops in scoring and 10th in the WHL in assist…**2000-01:** Awarded the WHL and CHL Rookie of the Year Award and selected to the WHL and CHL All-Rookie Team after leading all WHL rookies in goals (42) and points (87) in 2000-01…Named Kamloops Scholastic Player of the Year in 2000-01.

INTERNATIONAL CAREER **2009:** Won a silver medal with Team Canada at the 2009 World Championships in Switzerland…**2003:** Captained Team Canada to the silver medal at the 2003 World Junior Championships and was named to the All-Tournament Team after recording 4-1-5 in six games…**2002:** Won a silver medal with Team Canada at the 2002 World Junior Championships…Recorded 3-3-6 in seven games.

PERSONAL Nickname is Uppy…His summer consisted mostly of training, golfing, boating, seeing friends and family and spent a lot of time with his younger brother, Brent…Would like to appear on the TV show "Entourage"…Collects DVD's and hockey sticks…He is currently learning to fly airplanes and eventually would like to learn to fly helicopters…Along with Chris Phillips (Ottawa), created the Kids Forever Foundation in Fort McMurray, Alberta, which is dedicated to fulfilling his desire to provide financial help to local families whose children have been diagnosed with an unfortunate illness, as well as giving something back to the community of Fort McMurray.

Pack Fact
Scored a goal in his Coyotes debut on Mar. 5 at Boston.

CAREER RECORD

			REGULAR SEASON									PLAYOFFS				
SEASON	TEAM	LEAGUE	GP	G	A	PTS	PP	SH	GW	+/-	PIM	GP	G	A	PTS	PIM
1998-99	Fort McMurray	AMHL	28	62	40	102	-	-	-	-	100	-	-	-	-	-
1999-00	Fort McMurray	AJHL	52	26	26	52	-	-	-	-	65	-	-	-	-	-
2000-01	Kamloops	WHL	70	42	45	87	-	-	-	-	111	4	0	2	2	10
2001-02	Kamloops	WHL	61	32	51	83	-	-	-	-	139	4	1	2	3	21
2002-03	Kamloops	WHL	42	25	31	56	-	-	-	-	111	6	0	2	2	34
	Milwaukee	AHL	2	1	0	1	-	-	-	-	2	6	0	0	0	2
	Nashville	NHL	8	1	0	1	0	0	0	-2	0	-	-	-	-	-
2003-04	Milwaukee	AHL	31	13	11	24	-	-	-	-	42	8	3	0	3	4
	Nashville	NHL	7	0	1	1	0	0	0	0	0	-	-	-	-	-
2004-05	Milwaukee	AHL	62	19	27	46	-	-	-	-	108	5	2	2	4	8
2005-06	Milwaukee	AHL	23	17	16	33	5	1	3	11	44	14	6	10	16	20
	Nashville	NHL	48	8	16	24	1	0	2	14	34	2	0	0	0	0
2006-07	Nashville	NHL	14	2	1	3	0	0	2	-1	18	-	-	-	-	-
	Milwaukee	AHL	5	0	1	1	5	1	3	11	6	-	-	-	-	-
	Philadelphia	NHL	18	6	7	13	1	1	2	4	8	-	-	-	-	-
2007-08	Philadelphia	NHL	61	14	16	30	3	0	1	2	74	17	3	4	7	44
2008-09	Philadelphia	NHL	55	7	14	21	2	0	0	5	63	-	-	-	-	-
	Phoenix	NHL	19	8	5	13	3	0	1	2	26	-	-	-	-	-
FRANCHISE TOTALS			**19**	**8**	**5**	**13**	**3**	**0**	**1**	**2**	**26**	**-**	**-**	**-**	**-**	**-**
NHL TOTALS			**230**	**46**	**60**	**106**	**10**	**1**	**8**	**26**	**223**	**19**	**3**	**4**	**7**	**44**

CAREER HIGHLIGHTS

MOST GOALS/GAME:
2 – 3 times
(last 3/30/09 vs. DAL)

MOST ASSISTS/GAME:
3 – 4/13/06 vs. MIN*

MOST POINTS/GAME:
3 – 2 times
(last 1/20/08 vs. OTT#)

MOST PIM/GAME:
15 – 12/2/08 vs. TB#

MOST SHOTS/GAME:
8 – 2/20/08 vs. OTT#

LONGEST GOAL STREAK:
2 games – 6 times
(last 4/7/09-4/9/09)

LONGEST ASSIST STREAK:
3 games – 4 times
(last 3/17/09-3/21/09)

LONGEST POINT STREAK:
4 games – 2/28/08-3/4/08#

CAREER HAT TRICKS:
None

MULTIPLE POINT GAMES:
16 (last 4/9/09 at SJ)

FIRSTS

FIRST COYOTES GAME:
3/5/09 at BOS

FIRST COYOTES GOAL:
3/5/09 at BOS

FIRST COYOTES ASSIST:
3/17/09 vs. SJ

FIRST NHL GAME:
10/15/02 at NYI*

FIRST NHL GOAL:
10/19/02 at NYR*

FIRST NHL ASSIST:
11/5/03 vs. VAN*

**w/ NSH #w/ PHI*

JIM VANDERMEER 20

Defense
6'1" • 215

Shoots:
Left

Born:
Feb. 21, 1980,
Caroline, Alberta

Age:
29 (30 on 2/21/10)

Acquired:
From Calgary in exchange for Brandon Prust, June 27, 2009

Drafted:
Not Drafted

Career vs. NHL

TEAM	GP	G	A	PTS	PIM
ANA	13	0	1	1	18
ATL	8	0	0	0	14
BOS	6	0	0	0	10
BUF	6	0	0	0	2
CGY	6	1	1	2	10
CAR	6	0	2	2	19
CHI	4	0	0	0	7
COL	13	1	2	3	9
CBJ	24	1	6	7	45
DAL	10	0	4	4	21
DET	15	0	3	3	22
EDM	14	1	5	6	17
FLA	7	1	4	5	6
L.A.	9	1	1	2	34
MIN	19	0	1	1	37
MTL	6	1	0	1	0
NSH	23	1	5	6	41
N.J.	7	0	0	0	13
NYI	10	3	1	4	4
NYR	7	0	0	0	6
OTT	5	0	0	0	11
PHI	4	0	0	0	2
PHX	16	1	5	6	11
PIT	6	1	1	2	4
STL	25	3	6	9	44
S.J.	8	1	1	2	12
T.B.	8	0	2	2	7
TOR	6	0	2	2	19
VAN	14	1	3	4	45
WSH	7	0	1	1	7
TOTALS	**312**	**18**	**57**	**75**	**497**

2008-09 Appeared in 45 games for Calgary, recording 1-6-7…Ranked 2nd on the team with 108 PIM and 6th in hits (85)…Missed a total of 35 games (Nov.11-Jan.8, Jan. 30-Feb.17) due to injury…Collected an assist and was +3 vs. EDM, Apr. 11…Scored a goal in 4-1 win vs. LA, Apr. 6…Registered an assist and 14 PIM at DET, Mar. 12…Tallied a career-high 17 PIM at CAR, Mar. 6…Logged a season-high 24:25 TOI vs. BOS, Oct. 30…Registered his first point/assist of the season at NSH, Oct. 23…**2009 Playoffs:** Recorded one assist while appearing in all six of Calgary's playoff games.

CAREER NOTES **2007-08:** Played a total of 75 games with Chicago, Philadelphia and Calgary, finishing with 3-14-17 and 110 PIM…Began the season with Chicago, collecting 2-7-9 and 44 PIM in 26 games…Traded to Philadelphia on Dec. 18…Recorded 1-5-6 and 27 PIM in 28 games for the Flyers before being dealt to Calgary on Feb. 20…Registered two assists and 39 PIM in 21 games for the Flames…Recorded a +3 rating in 24:23 TOI at VAN, Apr. 5…Tallied an assist for his first point as a Flame vs. STL, Mar. 10…Scored a goal for Philadelphia vs. PIT, Jan. 24…Collected two assists for the Flyers vs. FLA, Jan. 16…Recorded three points (1-2-3) in a four-game span for Chicago from Nov. 15-24…Played in his 200th career NHL game at Dallas on Oct. 31…**2008 Playoffs:** Appeared in all seven of Calgary's playoff games vs. SJ…**2006-07:** Appeared in 46 games for Chicago, recording 1-6-7…Suffered a broken bone in his leg on Jan. 26 vs. NSH and missed the rest of the season…Scored a goal vs. CBJ, Jan. 16…Tallied an assist and was +1 vs. DET, Dec. 14…Collected an assist and was +3 in a 4-1 win vs. EDM, Dec. 10…**2005-06:** Set new NHL career-highs in goals (6), assists (18), points (24), power play goals (2), penalty minutes (116) and games played (76)…His two PP goals led all Blackhawks defensemen…Had five multi-point games to lead all Blackhawk defensemen…Ranked 2nd on the team in PIM and 2nd among Blackhawks defensemen in points…Ranked 3rd on the team in average TOI (21:46)…Missed two games due to injury and two games due to a suspension…Had a three-game assist streak (0-3-3) from Mar. 15-23…Collected two assists in 23:30 TOI vs. VAN, Mar. 3…Had a goal and an assist at CGY, Jan. 2…Scored two goals for his second career multi-goal game, including the GWG, in a 4-2 win at STL, Nov. 10…Registered a goal and an assist at NSH, Oct. 25…Notched a goal and an assist vs. SJ, Oct. 7…**2004-05:** Appeared in 52 games for Norfolk of the AHL, recording 1-10-13 and 164 PIM…Ranked 4th on the team in PIM…Led the Admirals with a +13 rating…Passed the 400 career AHL PIM mark on Dec. 4 at Philadelphia…Skated in his 200th career AHL game at Albany, Feb. 21…Missed 26 regular season games and six playoff games from Feb. 23-May 1 due to an injured hip…**2003-04:** Began the season with the Philadelphia Flyers and appeared in seven games before being assigned to the Phantoms of the AHL…Was recalled by the Flyers and recorded his first two-goal game vs. NYI, Dec. 20…Missed six games from Jan. 22-Feb. 2 after separating his shoulder…Was acquired by the Blackhawks on Feb. 19…Made his Blackhawk debut on Feb. 22 vs. STL and picked up an assist on the GWG…Scored his first goal as a Blackhawk vs. VAN, Mar. 19…Scored a SHG, the first of his career, and was +2 at COL, Mar. 23…Had a four-game point streak (2-2-4) from March 17-23…**2002-03:** Split the season between Philadelphia's NHL and AHL clubs…Appeared in 24 games with the Flyers, notching 2-1-3 and 27 PIM…Recorded 4-8-12 and 122 PIM in 48 games for the Phantoms…Won the Phantoms' Most Coachable Player Award for the second consecutive season…Scored a goal and was +4 at FLA, Apr. 6…Recorded an assist on Recchi's GWG at NYI on Feb. 4, his first NHL assist…Was named First Star of the Game vs. MTL on Jan. 16 after scoring his first NHL goal…**2003 Playoffs:** Appeared in eight postseason contests with the Flyers, recording an assist and nine PIM…**2001-02:** Recorded 1-13-14 and 88 PIM with the Philadelphia Phantoms (AHL) in his first professional season…Received the Philadelphia Phantoms' Most Coachable Player Award…**2000-01:** Named Canadian Major Junior Humanitarian Player of the Year…Was named to the WHL East First All-Star Team…Received the Red Deer Players' Player, Top Defenceman and Co-Community Relations Awards…Helped lead Red Deer to the Memorial Cup and WHL Championship (regular season and playoffs) while serving as team captain…Recorded 21-44-64 and 180 PIM in 72 games…Led the WHL in plus/minus with a +49 rating…Played in the WHL All-Star Game…Added 3-13-16 and 43 PIM in 22 playoff games for Red Deer…**1999-00:** Led the Rebels with 221 PIM…Recorded 8-30-38 in 71 games for Red Deer…Served as team captain…**1998-99:** Recorded 5-23-28 and 258 PIM in 70 games for Red Deer…Led the Rebels in penalty minutes and ranked 4th in the WHL…**1997-98:** Appeared in 35 games for Red Deer, posting 3 assists and 55 PIM.

PERSONAL Favorite hockey moment was winning the Memorial Cup…Chose jersey #20 because it was one of his first hockey numbers…Favorite NHL road city is Chicago…Works with Trent Hunter (NY Islanders) hosting the Young Guns Celebrity Golf Tournament and the Golf a Kid to a Cure Tournament in Red Deer, Alberta…Likes to Golf in the off-season…Other favorites include: sushi (food); laptop (tech gadget); Maui (vacation spot)…Has two Pugs, "Dexter" and "Jackson"…Nickname is Jumbo.

Pack Fact
Won the 2001 Memorial Cup as a member of the Red Deer Rebels (WHL).

CAREER RECORD

			REGULAR SEASON									PLAYOFFS				
SEASON	TEAM	LEAGUE	GP	G	A	PTS	PP	SH	GW	+/-	PIM	GP	G	A	PTS	PIM
1997-98	Red Deer	AMHL	26	4	8	12	-	-	-	-	51	-	-	-	-	-
	Red Deer	WHL	35	0	3	3	-	-	-	-	55	2	0	0	0	0
1998-99	Red Deer	WHL	70	5	23	28	-	-	-	-	258	9	0	1	1	24
1999-00	Red Deer	WHL	71	8	30	38	-	-	-	-	221	4	0	1	1	16
2000-01	Red Deer	WHL	72	21	44	65	-	-	-	-	180	22	3	13	16	43
2001-02	Philadelphia	AHL	74	1	13	14	0	0	0	-8	88	5	0	2	2	14
2002-03	Philadelphia	NHL	24	2	1	3	0	0	0	9	27	8	0	1	1	9
	Philadelphia	AHL	48	4	8	12	2	0	1	-9	122	-	-	-	-	-
2003-04	Philadelphia	NHL	23	3	2	5	0	0	1	-5	25	-	-	-	-	-
	Philadelphia	AHL	26	1	6	7	0	0	0	-9	120	-	-	-	-	-
	Chicago	NHL	23	2	10	12	1	1	0	-6	58	-	-	-	-	-
2004-05	Norfolk	AHL	52	3	10	13	2	0	1	13	164	-	-	-	-	-
2005-06	Chicago	NHL	76	6	18	24	2	0	1	-2	116	-	-	-	-	-
2006-07	Chicago	NHL	46	1	6	7	0	0	0	-3	53	-	-	-	-	-
2007-08	Chicago	NHL	26	2	7	9	1	0	0	3	44	-	-	-	-	-
	Philadelphia	NHL	28	1	5	6	1	0	0	-1	27	-	-	-	-	-
	Calgary	NHL	21	0	2	2	0	0	0	4	39	7	0	0	0	4
2008-09	Calgary	NHL	45	1	6	7	0	0	0	1	108	6	0	1	1	4
NHL TOTALS			**312**	**18**	**57**	**75**	**5**	**1**	**2**	**0**	**497**	**21**	**0**	**2**	**2**	**17**

CAREER HIGHLIGHTS

MOST GOALS/GAME:
2 – 2 times
(last 11/10/05 at STL#)

MOST ASSISTS/GAME:
2 – 4 times
(last 1/16/08 vs. FLA*)

MOST POINTS/GAME:
2 – 9 times
(last 1/16/08 vs. FLA*)

MOST PIM/GAME:
17 – 3/6/09 at CAR^

MOST SHOTS/GAME:
6 – 11/24/07 at EDM#

LONGEST GOAL STREAK:
None

LONGEST ASSIST STREAK:
3 games – 3/15/06 – 3/19/06#

LONGEST POINT STREAK:
4 games – 3/17/04 – 3/23/04#

CAREER HAT TRICKS:
None

MULTIPLE POINT GAMES:
9 (last 1/16/08 vs. FLA*)

FIRSTS

FIRST COYOTES GAME:
None

FIRST COYOTES GOAL:
None

FIRST COYOTES ASSIST:
None

FIRST NHL GAME:
1/3/03 at ANA*

FIRST NHL GOAL:
1/16/03 vs. MTL*

FIRST NHL ASSIST:
2/4/03 at NYI*

** w/ PHI # w/ CHI ^ w/ CGY*

RADIM VRBATA

17

Right Wing
6'1" • 190

Shoots:
Right

Born:
June 13, 1981,
Mlada Boleslav,
Czech Republic

Age:
28 (29 on 6/13/10)

Acquired:
From Tampa Bay in exchange for Todd Fedoruk and David Hale, July 21, 2009

Drafted:
Colorado's 10th choice (7th round, 212th overall) in 1999 Entry Draft

Career vs. NHL

TEAM	GP	G	A	PTS	PIM
ANA	21	6	6	12	6
ATL	13	0	3	3	8
BOS	9	2	3	5	6
BUF	10	1	2	3	2
CGY	20	4	3	7	6
CAR	2	0	1	1	4
CHI	8	2	3	5	4
COL	13	7	6	13	0
CBJ	22	5	7	12	6
DAL	22	5	12	17	2
DET	24	7	9	16	10
EDM	18	3	5	8	8
FLA	13	2	1	3	8
L.A.	20	6	7	13	4
MIN	19	5	3	8	6
MTL	9	2	1	3	0
NSH	26	9	8	17	6
N.J.	11	4	4	8	2
NYI	10	1	5	6	4
NYR	15	1	7	8	2
OTT	11	7	1	8	4
PHI	12	4	2	6	0
PHX	15	1	3	4	8
PIT	10	4	5	9	0
STL	22	7	8	15	6
S.J.	21	3	3	6	4
T.B.	8	4	1	5	0
TOR	8	1	2	3	4
VAN	18	1	6	7	6
WSH	10	1	0	1	0
TOTALS	**440**	**105**	**127**	**232**	**126**



2008-09 Appeared in 18 games for Tampa Bay, recording 3-3-6…Was re-assigned by the Lightning to Mlada Boleslav of the Czech Extraliga on Dec. 9…Registered 5-3-8 in 11 games for Mlada Boleslav before joining Liberec…Recorded 7-2-9 in seven games for Liberec…Compiled a three-game point streak (1-2-3) from Nov. 13-18 for Tampa Bay…Scored his first goal as a member of the Lightning vs. FLA, Nov. 18.

CAREER NOTES **2007-08:** Established new career-highs in goals (27), assists (29), points (56), power play goals (7), shorthanded goals (3), game-winning goals (5) and plus/minus (+6) in his first season as a member of the Coyotes…Led the team in shots (246) and ranked 2nd in goals and points while tying for the team-lead in GWGs…Finished with 16 multi-point games…Set new career-high by recording his 28th assist of the season vs. ANA, Mar. 22…Scored the shootout-deciding goal vs. ANA, Mar. 11…Had a goal and two assists while playing in his 400th career NHL game in win at LA, Feb. 18…Recorded three points on a SH goal and two assists vs. DAL, Feb. 14…Scored the game-tying goal and overtime game-winner at COL, Feb. 4…Recorded his third career hat trick and added an assist for a four-point night in win vs. NSH, Jan. 24…Finished with a goal and an assist to reach 200 points for his NHL career at COL, Jan. 2…Scored on a penalty shot and had an assist vs. DET, Dec. 29…Registered four consecutive two-point games (5-3-8) from Dec. 29-Jan. 3…Registered two goals and an assist – the 100th of his career – at ANA, Nov. 23…Made his Coyotes debut and collected an assist in win vs. STL, Oct. 4…**2006-07:** Appeared in 77 games for Chicago, tallying 14-27-41…Ranked 2nd on the team in points (41), 3rd in assists (27), 6th in goals (14), T-1st in PP goals (5), and 1st in shots (215)…Set career-highs in points, assists and PIM (26)…Missed five games throughout the season due to a wrist injury…Scored a goal in back-to-back games, Mar. 25 vs. CGY and Mar. 28 vs. ANA…Tallied two goals in regulation and scored the shootout-deciding goal while logging a season-high 22:12 TOI in a 4-3 win over OTT, Mar. 4…Had a three-game assist streak (0-3-3) from Dec. 29-Jan. 2…Played his 300th career game on Dec. 20 vs. NSH…Registered a pair of PP goals, including the game-winner, in a 3-1 win over STL, Nov. 10…Recorded 11 points (3-8-11) in the first eight games of the season…Began the season with a five-game point streak (2-5-7) from Oct. 5-Oct. 16…Tied his career-high with three assists at DAL, Oct. 20…Had a goal and an assist at COL, Oct. 16…Scored the GWG in 8-6 season-opening win at NSH, Oct. 5…**2005-06:** Appeared in 45 games with the Blackhawks, registering 13-21-34 and a +4 rating…Totaled 15-24-39 in 61 games with Carolina and Chicago…Tied Kyle Calder and Martin Lapointe for 2nd on the team with six PP goals…Ended the season with a four-game point streak (3-3-6)…Had eight multi-point games…Had a career-high four points (2-2-4) vs. SJ, Mar. 26…Registered a career-high three assists in a 4-2 win vs. COL, Jan. 19…Scored a goal in four straight games from Jan. 10-Jan. 15…Tallied his first goal as Blackhawk on the power play in a 4-3 OT win at WSH, Jan. 10…Recorded his first point as a Blackhawk with an assist vs. VAN, Jan. 5…Made his Blackhawk debut at CGY on Jan. 2…Traded from Carolina for future considerations on Dec. 30…Appeared in 16 games for Carolina, recording 2-3-5…Had a pair of assists vs. NYR, Nov. 17…Registered a goal and an assist vs. NJ, Oct. 15…Scored Carolina's first goal of the season at TB, Oct. 5…**2004-05:** Led HC Bili Tygri Liberec in goals (18), assists (21) and points (39), playing in 45 of Liberec's 52 regular season games…Tied for 14th in the Czech Republic Extraleague in points…**2003-04:** Completed his third NHL season and second with the Hurricanes…Recorded 12-13-25 in 80 games…Ranked T-5th on the team in goals…Had a goal and an assist at TB, Mar. 13…Scored the eventual game-winner on the power play at EDM, Dec. 9…Notched his second career hat trick and first with the Hurricanes vs. PIT, Nov. 29…Scored his first points of the season with a goal and an assist at PHI, Oct. 25 – the assist was his first with Carolina…**2002-03:** Recorded 16-19-35 in 76 games with Colorado and Carolina…Scored two goals vs. OTT, Mar. 18…Scored the extra-attacker, tying goal with 10 seconds remaining in regulation and became the fifth Hurricane player to score in his franchise debut at BUF, Mar. 12…Was acquired by Carolina from Colorado in exchange for Bates Battaglia on Mar. 11…Scored fourth consecutive game-winner at CHI, Feb. 17…Scored the OT game-winner vs. MTL, Dec. 6…Had a goal and an assist at DAL, Nov. 15…Scored a goal and notched an assist vs. OTT, Nov. 6…Scored Colorado's first goal of the season vs. DAL, Oct. 9…**2001-02:** Completed his rookie season in the NHL with Colorado, recording 18-12-30 in 52 games…Finished 7th among NHL rookies in scoring…Ranked T-3rd among all rookies in goals…Began the season with Hershey (AHL) and was recalled on Nov. 20…Remained with Colorado for the club's final 61 games…Named NHL's Rookie of the Month for February…Recorded a three-game goal-scoring streak (3-0-3) from Feb. 11-26…Recorded his first hat trick at MIN, Feb. 8, scoring on all three of his shots…Recorded a five-game point streak (3-3-6), the second-longest by a rookie, from Dec. 1- Dec. 8…Tallied his first NHL goal at NYI, Nov. 21…Had a three-game point/assist streak (1-5-6) from Nov. 20-24 to begin his NHL career…Recorded two PP assists in his NHL debut at NYR…**2002 Playoffs:** Appeared in nine playoff games for Colorado…Made his NHL playoff debut in Game 1 vs. Los Angeles…**2000-01:** Led Shawinigan (QMJHL) with 56 goals and ranked 2nd on the team with 120 points…Ranked 6th among all QMJHL players in goals and points…His +48 rating was 3rd on the club and 7th overall in the league…Among the league's leaders in PP goals (23, 4th overall) and GW goals (11, 2nd overall)…Recorded four hat tricks in his first 13 games…Held the longest point streak in the league at 31 games from Nov. 11-March 11…Named QMJHL Offensive Player of the Month for September and October…Played in one playoff game for Hershey (AHL), notching his first professional point (assist) in his first professional game…**1999-00:** Finished 3rd in scoring with Hull (QMJHL), tallying 29-45-74 in 58 games…**1998-99:** Was a first round selection (18th overall) in the 1998 CHL Import Draft…Tallied 22-38-60 in 54 games with Hull of the QMJHL…**1997-98:** Tallied 42 goals and 31 assists with the Midget team of Tjautoskoda Belesian.

INTERNATIONAL CAREER **2008:** Recorded 5-2-7 in seven games while playing for the Czech Republic in the World Championships…Ranked T-2nd on the team in goals and T-3rd in points…**2005:** Played for the Czech Republic in 2005 World Championships, recording an assist in 3 games.

PERSONAL Radim is married to wife Petra…The couple has one son, Krystof…Most memorable hockey moment is scoring his 1st NHL goal…Favorite road city in the NHL is New York City…Favorite jersey number growing up was #19…Favorite movie is The Shawshank Redemption…Favorite T.V. show is HBO's Entourage…Favorite band is The Foo Fighters…If he could meet one person, dead or alive, it would be his Father…Favorite food is sushi…Favorite vacation spot is Greece…favorite tech gadget is his laptop…Enjoys playing tennis and soccer in the off-season…Nickname is Verby.

Pack Fact
Set career-highs in goals (27), assists (29) and points (56) as a member of the Coyotes in 2007-08.

CAREER RECORD

			REGULAR SEASON									PLAYOFFS				
SEASON	TEAM	LEAGUE	GP	G	A	PTS	PP	SH	GW	+/-	PIM	GP	G	A	PTS	PIM
1998-99	Hull	QMJHL	54	22	38	60	-	-	-	-	16	23	6	13	19	6
1999-00	Hull	QMJHL	58	29	45	74	-	-	-	-	26	15	3	9	12	8
2000-01	Shawinigan	QMJHL	55	56	64	120	-	-	-	-	67	10	4	7	11	4
	Hershey	AHL	-	-	-	-	-	-	-	-	-	1	0	1	1	2
2001-02	Colorado	NHL	52	18	12	30	6	0	3	7	14	9	0	0	0	0
	Hershey	AHL	20	8	14	22	-	-	-	-	8	-	-	-	-	-
2002-03	Colorado	NHL	66	11	19	30	3	0	4	0	16	-	-	-	-	-
	Carolina	NHL	10	5	0	5	3	0	0	-7	2	-	-	-	-	-
2003-04	Carolina	NHL	80	12	13	25	4	0	2	-10	24	-	-	-	-	-
2004-05	Liberec	Czech	45	18	21	39	-	-	-	-	91	-	-	-	-	-
2005-06	Carolina	NHL	16	2	3	5	1	0	0	0	6	-	-	-	-	-
	Chicago	NHL	45	13	21	34	5	0	0	4	16	-	-	-	-	-
2006-07	Chicago	NHL	77	14	27	41	5	0	2	-4	26	-	-	-	-	-
2007-08	Phoenix	NHL	76	27	29	56	7	3	5	6	14	-	-	-	-	-
2008-09	Tampa Bay	NHL	18	3	3	6	1	0	0	-1	8	-	-	-	-	-
	Liberec	Czech	7	7	2	9	-	-	-	-	2	3	0	1	1	2
	Mlada Boleslav	Czech	11	5	3	8	-	-	-	-	18	-	-	-	-	-
FRANCHISE TOTALS			**76**	**27**	**29**	**56**	**7**	**3**	**5**	**6**	**14**	**-**	**-**	**-**	**-**	**-**
NHL TOTALS			**440**	**105**	**127**	**232**	**35**	**3**	**16**	**-5**	**126**	**9**	**0**	**0**	**0**	**0**

CAREER HIGHLIGHTS

MOST GOALS/GAME:
3 – 3 times
(last 1/24/08 vs. NSH)

MOST ASSISTS/GAME:
3 – 2 times
(last 10/20/06 at DAL^)

MOST POINTS/GAME:
4 – 2 times
(last 1/24/08 vs. NSH)

MOST PIM/GAME:
4 – 3 times
(last 4/13/06 vs. DET^)

MOST SHOTS/GAME:
9 – 4/4/03 at FLA#

LONGEST GOAL STREAK:
4 games – 2 times
(last 12/29/07 – 1/3/08)

LONGEST ASSIST STREAK:
4 games – 10/7/06-10/16/06^

LONGEST POINT STREAK:
5 games – 2 times
(last 10/5/06-10/16/06^)

CAREER HAT TRICKS:
3 (last 1/24/08 vs. NSH)

MULTIPLE POINT GAMES:
52 (last 2/18/08 at LA)

FIRSTS

FIRST COYOTES GAME:
10/4/07 vs. STL

FIRST COYOTES GOAL:
10/11/07 at NSH

FIRST COYOTES ASSIST:
10/4/07 vs. STL

FIRST NHL GAME:
11/20/01 at NYR*

FIRST NHL GOAL:
11/21/01 at NYI*

FIRST NHL ASSIST:
11/20/01 at NYR*

** w/ COL # w/ CAR ^ w/ CHI*

DANIEL WINNIK

34

Left Wing
6'2" • 210

Shoots:
Left

Born:
Mar. 6, 1985,
Toronto, Ontario

Age:
24 (25 on 3/6/10)

Acquired:
Phoenix's 10th choice (9th round, 265th overall) in the 2004 Entry Draft

2008-09 Played 49 games for the Coyotes, collecting 3-4-7 and 63 PIM…Established career-highs in plus/minus (+1) and PIM (63)…Finished plus or even in 39 of his 49 games on the season…Scored his third goal of the season vs. VAN, Mar. 21…Recorded a career-high three points (2-1-3) and was +3 vs. CGY, Feb. 14…Assigned to San Antonio (AHL) for conditioning assignment, Jan. 1…Appeared in five games for San Antonio before being recalled to Phoenix on Jan. 11…Missed five games due to injury, Nov. 18-26…Registered his first point of the season with an assist in win vs. FLA, Nov. 8…Collected career-high 17 PIM in season-opening win vs. CBJ, Oct. 11.

CAREER NOTES **2007-08:** Appeared in 79 games for the Coyotes, recording 11-15-26 and 25 PIM…One of four Coyotes' rookies (Mueller, Hanzal, Carcillo) to record 24 or more points…Among all NHL rookies, ranked T-1st in SH assists (2), T-2nd in SH points (2), 9th in shots (122) and T-17th in points (26)…Finished with three multi-point games…Collected two assists vs. SJ, Mar. 25…Registered a goal, assist and a season-high 23:13 TOI at EDM, Mar. 18…Scored his 10th goal of the season in a 2-0 win vs. VAN, Mar. 13…Scored a goal in back-to-back games, Feb. 16 vs. LA and Feb. 18 at LA…Recorded a three-game point streak (2-1-3) from Feb. 14 to Feb. 18…Scored an unassisted goal at DET, Dec. 1…Registered his first multi-point game with a goal and an assist vs. TOR, Nov. 24…Recorded his first NHL assist at NSH, Oct. 11…Made his NHL debut and scored his first career goal, the game-winner, vs. STL, Oct. 4…**2006-07:** Appeared in 66 games with San Antonio (AHL), recording 9-12-21…Collected 34 PIM…Played in five games for the Phoenix RoadRunners (ECHL)…Registered six assists and nine PIM…**2005-06:** Scored goal in his professional debut for San Antonio on Apr. 6 vs. Milwaukee…Appeared in 39 games for New Hampshire, recording 15-26-41 to complete his college hockey career…Named to Hockey East Second All-Star Team…Finished T-5th in Hockey East in scoring…Shared UNH lead for assists and ranked T-2nd on team in points…Honored as Hockey East Player of the Month for November…**2004-05:** Played in 42 games for New Hampshire, collecting 18-22-40 and 26 PIM…Tied for UNH lead in plus/minus (+17)…Twice named Hockey East Player of the Week during season…Named to the NCAA Northeast Regional All-Tournament Team after registering 2-1-3 in two games…**2003-04:** Collected 4-10-14 and 12 PIM in 37 games as a freshman at University of New Hampshire…**2002-03:** Ranked 12th in the Ontario Junior Hockey League (OPJHL) in scoring…Notched 20-33-53 in 47 games for Wexford.

PERSONAL His most memorable hockey moment is scoring his first NHL goal…Enjoys golfing, surfing and reading…Has a pet Black Lab…Favorite TV show is "Entourage" and his favorite food is steak tips…His superstition is to always put his left skate on first…Nickname is Winny.

Career vs. NHL

TEAM	GP	G	A	PTS	PIM
ANA	12	0	1	1	14
ATL	1	0	0	0	0
BOS	1	0	0	0	0
BUF	2	1	0	1	0
CGY	7	3	1	4	8
CAR	-	-	-	-	-
CHI	6	0	1	1	4
COL	7	1	1	2	7
CBJ	6	0	1	1	17
DAL	8	0	3	3	0
DET	5	1	2	3	0
EDM	7	1	2	3	4
FLA	1	0	1	1	0
L.A.	12	2	0	2	11
MIN	7	0	0	0	2
MTL	2	0	0	0	0
NSH	5	1	1	2	0
N.J.	2	0	0	0	0
NYI	2	0	0	0	0
NYR	1	0	1	1	0
OTT	2	0	0	0	0
PHI	1	0	0	0	0
PHX	-	-	-	-	-
PIT	2	0	0	0	0
STL	7	1	0	1	0
S.J.	12	0	2	2	19
T.B.	-	-	-	-	-
TOR	2	1	1	2	0
VAN	7	2	1	3	2
WSH	1	0	0	0	0
TOTALS	**128**	**14**	**19**	**33**	**88**

Pack Fact
Scored the GWG in his NHL debut, a 3-2 Coyotes win over St. Louis on Oct. 4, 2007.

CAREER RECORD

			REGULAR SEASON									PLAYOFFS				
SEASON	TEAM	LEAGUE	GP	G	A	PTS	PP	SH	GW	+/-	PIM	GP	G	A	PTS	PIM
2002-03	Wexford	OPJHA	47	20	33	53	-	-	-	-	70	-	-	-	-	-
2003-04	New Hampshire	H.E.	38	4	10	14	-	-	-	-	12	-	-	-	-	-
2004-05	New Hampshire	H.E.	42	18	22	40	-	-	-	-	26	-	-	-	-	-
2005-06	New Hampshire	H.E.	39	15	26	41	-	-	-	-	44	-	-	-	-	-
	San Antonio	AHL	7	1	1	2	0	0	0	0	8	-	-	-	-	-
2006-07	San Antonio	AHL	66	9	12	21	2	0	2	-9	34	-	-	-	-	-
	Phoenix	ECHL	5	0	6	6	-	-	-	-	9	-	-	-	-	-
2007-08	Phoenix	NHL	79	11	15	26	0	0	1	-3	25	-	-	-	-	-
2008-09	Phoenix	NHL	49	3	4	7	0	0	0	1	63	-	-	-	-	-
	San Antonio	AHL	5	0	0	0	0	0	0	-	4	-	-	-	-	-
FRANCHISE AND NHL TOTALS			**128**	**14**	**19**	**33**	**0**	**0**	**1**	**-2**	**88**	**-**	**-**	**-**	**-**	**-**

CAREER HIGHLIGHTS

MOST GOALS/GAME:
2 – 2/14/09 vs. CGY

MOST ASSISTS/GAME:
2 – 3/25/08 vs. SJ

MOST POINTS/GAME:
3 – 2/14/09 vs. CGY

MOST PIM/GAME:
17 – 10/11/08 vs. CBJ

MOST SHOTS/GAME:
5 – 3 times
(last 2/14/09 vs. CGY)

LONGEST GOAL STREAK:
2 games – 2/16/08-2/18/08

LONGEST ASSIST STREAK:
2 games – 11/23/07-11/24/07

LONGEST POINT STREAK:
3 games – 2/14/08 – 2/18/08)

CAREER HAT TRICKS:
None

MULTIPLE POINT GAMES:
4 (last 2/14/09 vs. CGY)

FIRSTS

FIRST COYOTES GAME:
10/4/07 vs. STL

FIRST COYOTES GOAL:
10/4/07 vs. STL

FIRST COYOTES ASSIST:
10/11/07 at NSH

FIRST NHL GAME:
10/4/07 vs. STL

FIRST NHL GOAL:
10/4/07 vs. STL

FIRST NHL ASSIST:
10/11/07 at NSH

KEITH YANDLE

3

Defense
6'2" • 200

Shoots:
Left

Born:
Sept. 9, 1986,
Boston, Massachusetts

Age:
23 (24 on 9/9/10)

Acquired:
Phoenix's 3rd choice (4th round, 105th overall) in the 2005 Entry Draft

Career vs. NHL

TEAM	GP	G	A	PTS	PIM
ANA	6	1	4	5	2
ATL	1	0	1	1	0
BOS	1	0	0	0	0
BUF	3	0	1	1	4
CGY	7	1	1	2	0
CAR	2	0	1	1	0
CHI	6	0	2	2	2
COL	6	1	2	3	8
CBJ	10	0	1	1	6
DAL	5	1	2	3	0
DET	7	1	2	3	2
EDM	1	0	2	2	0
FLA	10	1	2	3	8
L.A.	5	0	1	1	7
MIN	2	0	0	0	0
MTL	7	0	2	2	2
NSH	1	0	0	0	0
N.J.	1	0	0	0	0
NYI	2	0	0	0	0
NYR	2	0	2	2	0
OTT	2	1	0	1	0
PHI	-	-	-	-	-
PHX	0	0	0	0	0
PIT	6	0	2	2	2
STL	6	0	4	4	10
S.J.	10	0	0	0	2
T.B.	1	0	0	0	0
TOR	1	0	0	0	0
VAN	7	2	2	4	2
WSH	1	0	1	1	2
TOTALS	**119**	**9**	**35**	**44**	**59**



2008-09 Appeared in 69 games with the Coyotes, recording 4-26-30 and 37 PIM…Set career-highs in games played (69), assists (26), points (30) and PIM (37)…Ranked 2nd among Coyotes defensemen in scoring and ranked 3rd on the team in power play points (1-12-13)…Finished with four multi-point games…Registered two assists vs. ANA, Apr. 11…Recorded a two-game goal streak (2-0-2) from Jan. 18-20…Collected a goal and an assist at VAN, Jan. 15…Logged a season-high 23:59 TOI and recorded an assist at STL, Dec. 6…Set a new career-high by recording his 13th point (assist) at LA, Dec. 2…Put together a career-high three-game point streak (0-3-3) from Nov. 15-21…Had two assists in win vs. FLA, Nov. 8…Scored a goal in season-opening win vs. CBJ, Oct. 11.

CAREER NOTES **2007-08:** Appeared in 43 games with the Coyotes, recording 5-7-12 and 14 PIM…Ranked 2nd among Coyotes rookies in PP goals (4)…Also played in 30 regular season games with San Antonio (AHL) and finished with 1-14-15 and 80 PIM…Re-joined the Rampage for the Calder Cup playoffs and appeared in five contests…Appeared in 27 of the Coyotes' final 31 games…Recorded a season-high 24:22 TOI vs. SJ, Mar. 25…Notched his first career multi-point game with a goal and an assist as well as a season-high six shots vs. LA, Mar. 20…Collected a point in back-to-back games with an assist vs. OTT (Mar. 8) and a goal vs. ANA (Mar. 11)…Made his first career penalty shot attempt vs. NSH, Feb. 10 (no goal)…Scored a goal and logged 15:00 TOI at VAN, Jan. 11…Scored his first career NHL goal in a 3-2 win at PHI, Dec. 18…Made his season debut with the Coyotes at NYR, Dec. 16…Recalled from San Antonio, Dec. 10…Ranked 2nd among Rampage defensemen in points (13) and assists (12) at time of recall…**2006-07:** Appeared in seven games with Coyotes, collecting two assists…Had an assist in 18:09 TOI at EDM, Oct. 23…Picked up his first NHL point with an assist at NSH, Oct. 14…Made his NHL debut on Oct. 11 at DET, notching 19:57 TOI…Re-assigned to San Antonio (AHL) on Oct. 30…Played in 66 games for the Rampage, recording 6-27-33 and 97 PIM…Led all Rampage defensemen in points (33), assists (27) and T-1st in goals (6)…Ranked 3rd on the team in PIM (97)…Represented San Antonio at the AHL All-Star Game…**2005-06:** Recorded 25-59-84 and 109 PIM in 66 games for Moncton (QMJHL)…Named Canadian Major Junior Defenseman of the Year…Honored with Emile Bouchard Trophy as QMJHL's best defenseman and Telus Trophy as the league's defensive player of the year…Named to QMJHL First All-Star Team…Led all CHL defensemen in scoring and ranked 2nd in assists (59) and T-2nd in goals (25)…Led QMJHL defensemen in assists and points while ranking T-2nd in goals, T-3rd in power play goals (15), and 4th in plus/minus (+50)…Ranked 2nd overall on Moncton in assists and 3rd in points…Honored as QMJHL Defensive Player of the Month for November…Named QMJHL Defensive Player of the Week three times during season…Led Moncton to first-place finish in QMJHL and to Memorial Cup finals…Scored three goals in five games during Memorial Cup, including two goals in the championship game…**2004-05:** Named New England prep school First Team All-Star.

PERSONAL Favorite player growing up was Ray Bourque…Credits his father for having the greatest impact on his hockey career…Enjoys playing golf in his spare time…Would like to be a fire fighter if he weren't a hockey player…Favorite non-hockey sports team is the Boston Red Sox…Other favorites include: steak (food); "Rescue Me" (TV show); and "Good Will Hunting" (movie)…First job was as a paper boy.

Pack Fact
Set career-highs in games played (69), assists (26), points (30) and PIM (37) last season.

CAREER RECORD

			REGULAR SEASON									PLAYOFFS				
SEASON	TEAM	LEAGUE	GP	G	A	PTS	PP	SH	GW	+/-	PIM	GP	G	A	PTS	PIM
2004-05	Cushing Academy	USHS	34	14	40	54	-	-	-	-	52	-	-	-	-	-
2005-06	Moncton	QMJHL	66	25	59	84	15	0	3	50	109	21	6	14	20	36
2006-07	Phoenix	NHL	7	0	2	2	0	0	0	0	8	-	-	-	-	-
	San Antonio	AHL	69	6	27	33	3	0	1	-15	97	-	-	-	-	-
2007-08	Phoenix	NHL	43	5	7	12	4	0	0	-12	14	-	-	-	-	-
	San Antonio	AHL	30	1	14	15	1	0	0	3	80	5	0	0	0	8
2008-09	Phoenix	NHL	69	4	26	30	1	0	0	-4	37	-	-	-	-	-
FRANCHISE AND NHL TOTALS			**119**	**9**	**35**	**44**	**5**	**0**	**0**	**-16**	**59**	**-**	**-**	**-**	**-**	**-**

CAREER HIGHLIGHTS

MOST GOALS/GAME:
1 – 9 times
(last 1/20/09 vs. DET)

MOST ASSISTS/GAME:
2 – 3 times
(last 4/11/09 vs. ANA)

MOST POINTS/GAME:
2 – 5 times
(last 4/11/09 vs. ANA)

MOST PIM/GAME:
7 – 11/13/08 at MIN

MOST SHOTS/GAME:
6 – 3/20/08 vs. LA

LONGEST GOAL STREAK:
2 games - 1/18/09-1/20/09

LONGEST ASSIST STREAK:
3 games – 11/15/08-11/21/08

LONGEST POINT STREAK:
3 games – 2 times
(last 1/18/09-1/27/09)

CAREER HAT TRICKS:
None

MULTIPLE POINT GAMES:
5 (last 4/11/09 vs. ANA)

FIRSTS

FIRST COYOTES GAME:
10/11/06 at DET

FIRST COYOTES GOAL:
12/18/07 at PHI

FIRST COYOTES ASSIST:
10/14/06 at NSH

FIRST NHL GAME:
10/11/06 at DET

FIRST NHL GOAL:
12/18/07 at PHI

FIRST NHL ASSIST:
10/14/06 at NSH

IN THE SYSTEM

JONAS AHNELOV — D

Height: 6'3" Weight: 205 lbs Shoots: Left
Born: Dec. 11, 1987, Huddinge, Sweden
Acquired: Phoenix's 3rd choice (3rd round, 88th overall) in the 2006 Entry Draft

			REGULAR SEASON					PLAYOFFS				
SEASON	TEAM	LEAGUE	GP	G	A	PTS	PIM	GP	G	A	PTS	PIM
2003-04	Huddinge U-18	Sweden U18	6	0	3	3	8	-	-	-	-	-
	Huddinge Jr.	Sweden Jr.	9	0	1	1	6	-	-	-	-	-
2004-05	Huddinge U-18	Sweden U18	2	0	0	0	2	-	-	-	-	-
	Huddinge Jr.	Sweden Jr.	29	3	3	6	94	3	0	0	0	2
2005-06	Frolunda Jr.	Sweden Jr.	29	4	11	15	84	7	2	4	6	22
	Frolunda	Sweden	15	0	0	0	2	-	-	-	-	-
2006-07	Frolunda	Sweden	46	1	3	4	20	-	-	-	-	-
2007-08	Frolunda Jr.	Sweden Jr.	9	4	5	9	22	8	2	3	5	8
	Frolunda	Sweden	51	3	4	7	30	6	0	0	0	0
2008-09	San Antonio	AHL	43	1	6	7	35	-	-	-	-	-

CAREER NOTES: 2008-09: Registered 1-6-7 and 35 PIM in 43 games for San Antonio (AHL) while playing in his first season in North America…Ranked T-5th on the team with a +1 rating…Missed 37 games due to injuries…**2007-08:** Appeared in 51 games for Frolunda (Sweden), finishing with 3-4-7 and 30 PIM…Also played in six playoff games for Frolunda…**2006-07:** Played in 46 games for Frolunda, registering 1-3-4 and 20 PIM…Recorded 4-5-9 and 22 PIM in nine games for the Frolunda Jr. team…Played in eight playoff games for Frolunda Jr. and collected 2-3-5 and eight PIM…**2005-06:** Played in 29 games for Frolunda Jr., recording 4-11-15 and 84 PIM…Also played in three postseason games for the team…Appeared in 15 games for Frolunda…**2004-05:** Played in two games for Huddinge (Sweden) in the U-18 league and 29 games for Huddinge in the Swedish junior league, notching 3-3-6 and 94 PIM…**2003-04:** Collected three assists in six games for Huddinge U-18 and one assist in nine games for Huddinge Jr.

JUSTIN BERNHARDT — RW

Height: 6'1" Weight: 185 lbs Shoots: Right
Born: Feb. 25, 1988, Yorkton, Saskatchewan
Acquired: Signed as a free agent, Apr. 13, 2009
Drafted: Not Drafted

			REGULAR SEASON					PLAYOFFS				
SEASON	TEAM	LEAGUE	GP	G	A	PTS	PIM	GP	G	A	PTS	PIM
2004-05	Regina	WHL	42	5	6	11	57	-	-	-	-	-
2005-06	Regina	WHL	61	22	23	45	75	6	2	4	6	8
2006-07	Regina	WHL	25	7	10	17	27	-	-	-	-	-
	Kelowna	WHL	40	8	12	20	45	-	-	-	-	-
2007-08	Kelowna	WHL	13	4	4	8	27	-	-	-	-	-
	Prince Albert	WHL	53	22	27	49	54	-	-	-	-	-
2008-09	Prince Albert	WHL	72	35	57	92	104	-	-	-	-	-

CAREER NOTES: 2008-09: Recorded 35-57-92 and 104 PIM in 72 games with Prince Albert (WHL) to lead his team in scoring and rank 5th in the league in points…His 104 PIM were tops among the WHL's top 10 scoring leaders…Ranked 7th in the league in assists…Set WHL career-highs in goals, assists, points, PIM and games played…Recorded a 12-game point streak (9-10-19) from Oct. 15-Nov. 15…**2007-08:** Finished with 26-31-57 and 81 PIM in 63 games while splitting the season between Kelowna and Prince Albert (WHL)…Began the season with Kelowna, collecting 4-4-8 in 13 games…After being traded to Prince Albert, he notched 22-27-49 in 53 contests…Finished the season as Prince Albert's third-leading scorer…**2006-07:** Split the season between Regina and Kelowna (WHL), recording 15-22-37 in 65 games…Began the year with Regina, registering 7-10-17 in 25 games…After being dealt to Kelowna, collected 8-12-20 in 40 outings…**2005-06:** Collected 22-23-45 and 75 PIM in 61 games with Regina (WHL)…Also tallied 2-4-6 in six playoff games to rank T-2nd on the team…**2004-05:** In his first full WHL season with Regina, tallied 5-6-11 and 57 PIM in 42 games.

IN THE SYSTEM

JOEL GISTEDT — G

Height: 5'11" Weight: 180 lbs Catches: Left
Born: Dec. 7, 1987, Uddevalla, Sweden
Acquired: Phoenix's 4th choice (2nd round, 36th overall) in the 2007 Entry Draft

			REGULAR SEASON						PLAYOFFS					
SEASON	TEAM	LEAGUE	GP	MIN	GA	SO	GAA	W-L-T	GP	G	A	PTS	PIM	W-L-T
2003-04	Frolunda	Sweden – U18	6	n/a	14	0	2.34	n/a	7	-	-	-	1.57	-
2004-05	Frolunda	Sweden – U18	2	n/a	6	0	3.00	n/a	6	-	-	-	2.30	-
	Frolunda	Sweden – U20	8	n/a	14	0	1.73	n/a	-	-	-	-	-	-
2005-06	Frolunda	Sweden – U20	32	n/a	76	5	2.37	n/a	7	-	-	-	2.49	-
	Frolunda	Sweden	3	n/a	5	1	1.66	n/a	-	-	-	-	-	-
2006-07	Frolunda	Sweden	35	2050	88	2	2.58	17-13-4	-	-	-	-	-	-
2007-08	Frolunda	Sweden – U20	2	n/a	3	1	1.5	n/a	8	-	-	-	1.86	-
	Frolunda	Sweden	11	577	37	0	3.36	4-4-3	-	-	-	-	-	-
	Frolunda	Sweden – U20	5	n/a	n/a	n/a	1.38	5-0-0	-	-	-	-	-	-
2008-09	Arizona	CHL	29	1533	106	0	4.15	10-15-1	-	-	-	-	-	-
	San Antonio	AHL	1	20	2	0	6.00	0-0-0	-	-	-	-	-	-

CAREER NOTES: 2008-09: Played in 29 games for Arizona (CHL) in his first season in North America…Posted a record of 10-15-1 with a 4.15 GAA and a .873 SV%…Won three straight starts from Jan. 31-Feb. 6, stopping 92 of 102 shots in that span…**2007-08:** Appeared in 11 games for Frolunda of the Swedish Elite League, posting a record of 4-4-3 and a 3.36 GAA…Also played in five games for Frolunda in the U-20 league, going 5-0-0 with a 1.38 GAA…**2006-07:** Played in 35 games for Frolunda of the Swedish Elite League, going 17-13-4 with a 2.58 GAA and two shutouts…Played in two games for the Frolunda U-20 squad…**2005-06:** Recorded a 2.37 GAA in 32 games with the Frolunda U-20 team and a 1.66 GAA in three games for Frolunda in the Swedish Elite League…**2004-05:** Appeared in eight games with the Frolunda U-20 team and two games with their U-18 squad…**2003-04:** Played in six games for the Frolunda U-18 team.

SHAUN HESHKA — D

Height: 6'1" Weight: 200 lbs Shoots: Right
Born: July 30, 1985, Melville, Saskatchewan
Acquired: From Vancouver in exchange for a 7th round choice in the 2009 Entry Draft
Drafted: Not Drafted

			REGULAR SEASON					PLAYOFFS				
SEASON	TEAM	LEAGUE	GP	G	A	PTS	PIM	GP	G	A	PTS	PIM
2002-03	Melville	SJHL	53	6	14	20	53	-	-	-	-	-
2003-04	Everett	WHL	66	3	7	10	25	21	0	2	2	8
2004-05	Everett	WHL	72	12	26	38	21	11	2	0	2	6
2005-06	Everett	WHL	66	10	49	59	91	14	3	10	13	10
2006-07	Manitoba	AHL	57	2	4	6	14	7	0	0	0	8
	Victoria	ECHL	3	0	1	1	4	-	-	-	-	-
2007-08	Manitoba	AHL	77	9	21	30	59	6	0	1	1	4
2008-09	Manitoba	AHL	77	3	23	26	25	22	0	5	5	12

CAREER NOTES: 2008-09: Appeared in 77 games with Manitoba (AHL), recording 3-23-26 and 25 PIM…Ranked 2nd on the team in points among defensemen (26) and T-3rd on the team in plus/minus (+17)…Collected five assists in 22 playoff games last season, helping Manitoba advance to the Calder Cup Finals…**2007-08:** Recorded 9-21-30 and 59 PIM in 77 games for Manitoba (AHL)…Led all Moose defensemen in goals, assists and points…Ranked 4th on the team with a +18 rating…Finished with eight multi-point games…Collected one assist in six postseason contests…**2006-07:** Played in 57 games for Manitoba during his first professional season…Recorded 2-4-6 and 14 PIM for the Moose…Also played in seven playoff games…Appeared in three games with Victoria of the ECHL…**2005-06:** Appeared in 66 games with Everett in his third and final season in the WHL…Collected 10-49-59 and 91 PIM…Ranked 2nd in scoring among all WHL defensemen…Also ranked T-2nd in scoring for Everett and led the team in assists…Registered 3-10-13 in 14 playoff games to rank T-2nd on the team in postseason scoring…**2004-05:** Registered 12-26-38 and 21 PIM in 72 games for Everett (WHL)…Ranked 3rd on the team in scoring…Scored two goals in 11 playoff games…**2003-04:** In his first WHL season with Everett, recorded 3-7-10 and 25 PIM in 66 games…Appeared in 21 playoff games, helping Everett to the WHL finals…**2002-03:** Played for Meville of the SJHL, collecting 6-14-20 in 53 games.

IN THE SYSTEM

JEFF HOGGAN — LW

Height: 6'1" Weight: 195 lbs Shoots: Left
Born: Feb. 1, 1978, Hope, British Columbia
Acquired: Signed as a free agent, July 15, 2008
Drafted: Not Drafted

			REGULAR SEASON					PLAYOFFS				
SEASON	**TEAM**	**LEAGUE**	**GP**	**G**	**A**	**PTS**	**PIM**	**GP**	**G**	**A**	**PTS**	**PIM**
1999-00	Univ. Nebraska-Omaha	CCHA	34	16	9	25	82	-	-	-	-	-
2000-01	Univ. Nebraska-Omaha	CCHA	42	12	17	29	78	-	-	-	-	-
2001-02	Univ. Nebraska-Omaha	CCHA	41	24	21	45	92	-	-	-	-	-
	Houston	AHL	-	-	-	-	-	4	0	0	0	2
2002-03	Houston	AHL	65	6	5	11	45	14	1	2	3	23
2003-04	Houston	AHL	77	21	15	36	88	2	0	1	1	4
2004-05	Worcester	AHL	47	16	9	25	55	-	-	-	-	-
2005-06	St. Louis	NHL	52	2	6	8	34	-	-	-	-	-
2006-07	Boston	NHL	46	0	2	2	33	-	-	-	-	-
	Providence	AHL	22	4	7	11	27	13	4	3	7	17
2007-08	Boston	NHL	1	0	0	0	0	-	-	-	-	-
	Providence	AHL	71	29	31	60	59	5	3	4	7	4
2008-09	San Antonio	AHL	60	22	13	35	64	-	-	-	-	-
	Phoenix	NHL	4	0	1	1	7	-	-	-	-	-
	FRANCHISE TOTALS		**4**	**0**	**1**	**1**	**7**	**-**	**-**	**-**	**-**	**-**
	NHL TOTALS		**103**	**2**	**9**	**11**	**74**	**-**	**-**	**-**	**-**	**-**

CAREER NOTES: 2008-09: Appeared in 60 games for San Antonio (AHL), recording 22-13-35 and 64 PIM…Led the team in goals while also serving as team captain…Also ranked T-6th on the team in points…Played in four games for the Coyotes, collecting one assist and seven PIM…Appeared in his 100th NHL game and first as member of the Coyotes on Feb. 4 at DET…Recorded an assist vs. CAR, Feb. 7…Registered a seven-game point streak (7-2-9) with San Antonio from Dec. 19-Jan. 7…**2007-08:** Played in 71 games for Providence (AHL) where he ranked 3rd on the team in scoring with 29-31-60…Led the AHL with a +39 rating…Recalled once to Boston from Mar. 29-Apr. 1, playing one game at BUF, Mar. 30…Collected 3-4-7 in five playoff games for Providence…**2006-07:** Split the season between Boston and Providence (AHL)…Recorded two assists and 33 PIM in 46 games for Boston and 4-7-11 and 27 PIM in 22 games with Providence…Began the season in Boston, playing 13 games with one assist…Played his first game as a Bruin at FLA, Oct. 6…Recorded his first point as a Bruin with an assist vs. BUF, Nov. 2…**2005-06:** Played his first NHL season with St. Louis, recording 2-6-8 and 34 PIM in 52 games…Had assists in consecutive games, Dec. 17-20…Made his NHL debut at DET, Oct. 5…Recorded his first NHL goal/point vs. SJ, Oct. 8…Collected his first NHL assist at LA, Oct. 29…Missed 24 games with a broken clavicle suffered Jan. 26 vs. PHX…**2004-05:** Collected 16-9-25 and 55 PIM in 47 games with Worcester (AHL)…**2003-04:** Appeared in 77 games with Houston (AHL), collecting 21-15-36 and 88 PIM…**2002-03:** Played his first full pro season with Houston (AHL), finishing with 6-5-11 in 65 games…Added 1-2-3 in 14 playoff games as the Aeros won the Calder Cup championship…**2001-02:** Joined Houston (AHL) at the conclusion of his college career, playing in four scoreless playoff games with the Aeros…Finished his college hockey career at the University of Nebraska-Omaha, recording 24-21-45 and 92 PIM in his final season…Named a CCHA First Team All-Star and NCAA West Second Team All-American…**2000-01:** Recorded 12-17-29 and 78 PIM in 42 games for the University of Nebraska-Omaha…**1999-00:** As a freshman at the University of Nebraska-Omaha, he collected 16-9-25 and 82 PIM in 34 games.

IN THE SYSTEM

MATT JONES — D

Height: 6'0" Weight: 215 lbs Shoots: Left
Born: Aug. 8, 1983, Downers Grove, Illinois
Acquired: Phoenix's 5th choice (3rd round, 80th overall) in the 2002 Entry Draft

			REGULAR SEASON					PLAYOFFS				
SEASON	**TEAM**	**LEAGUE**	**GP**	**G**	**A**	**PTS**	**PIM**	**GP**	**G**	**A**	**PTS**	**PIM**
1999-00	Green Bay	USHL	54	1	4	5	59	13	0	0	0	2
2000-01	Green Bay	USHL	52	3	10	13	58	4	0	0	0	2
2001-02	North Dakota	WCHA	37	2	5	7	20	-	-	-	-	-
2002-03	North Dakota	WCHA	39	1	6	7	26	-	-	-	-	-
2003-04	North Dakota	WCHA	41	7	14	21	40	-	-	-	-	-
2004-05	North Dakota	WCHA	45	6	11	17	66	-	-	-	-	-
2005-06	Phoenix	NHL	16	0	2	2	14	-	-	-	-	-
	San Antonio	AHL	59	2	11	13	46	-	-	-	-	-
2006-07	Phoenix	NHL	45	1	6	7	39	-	-	-	-	-
	San Antonio	AHL	24	0	2	2	23	-	-	-	-	-
2007-08	Phoenix	NHL	45	0	2	2	10	-	-	-	-	-
	San Antonio	AHL	5	0	0	0	0	-	-	-	-	-
2008-09	San Antonio	AHL	58	2	4	6	40	-	-	-	-	-
	FRANCHISE AND NHL TOTALS		**106**	**1**	**10**	**11**	**63**	**-**	**-**	**-**	**-**	**-**

CAREER NOTES: 2008-09: Appeared in 58 games for San Antonio (AHL), recording 2-4-6 and 40 PIM…Suffered season-ending injury at Quad City on Feb. 14…**2007-08:** Appeared in 45 games for the Coyotes, recording two assists and 10 PIM…Played in five games for San Antonio (AHL) during a conditioning assignment (Jan. 19–Jan. 27)…Logged a season-high 22:03 TOI at ANA, Apr. 6…Played in his 100th career NHL game at DET, Jan. 30…Recorded an assist at DET, Dec. 1…Collected an assist and was plus-3 in a win at DAL, Nov. 2…Registered 18:37 TOI in the season opener vs. STL, Oct. 4…**2006-07:** Appeared in 45 games for the Coyotes, recording 1-6-7 and 39 PIM…Established career-highs in games played (45), goals (1), assists (6), points (7), PIM (39), and shots (20)…Picked up an assist while recording a career-high 26:04 TOI vs. VAN, Apr. 8…Had an assist vs. COL, Mar. 17…Recorded two assists and 23 PIM in 24 games with San Antonio Rampage (AHL)…Collected a career-high 21 PIM vs. SJ, Dec. 30…Scored his first NHL goal vs. NYR, Oct. 28…**2005-06:** Recorded two assists in 16 NHL games with Coyotes in first professional season…Was recalled by Coyotes five times…Ranked 3rd among San Antonio defensemen in both assists (11) and points (13)…Collected assist at ANA, Mar. 12…Named to PlanetUSA AHL All-Star Team but was unable to participate in All-Star Classic due to injury…Recorded first NHL point with assist on game-tying goal in 4-3 win at Toronto, Jan. 14…Made NHL debut in 4-1 win at DAL, Nov. 25…**2004-05:** Played in 45 games with the University of North Dakota, recording 6-11-17 and 66 PIM…As an assistant captain for North Dakota, led his team to the 2005 NCAA Frozen Four championship game, which North Dakota lost to the University of Denver, 4-1…Was named a Third Team All-WCHA selection…**2003-04:** All-WCHA Second Team selection…Named to the WCHA Final Five all-tournament team…Also named to the All-WCHA Academic squad…Played in every game during season and ranked T-3rd on team with +33 rating…Recorded 7-14-21 in 41 games…Ranked 2nd among Sioux defensemen with a career-high seven goals and 21 points…Enjoyed first two-goal game of his career against Minnesota, Nov. 8…Named WCHA Defensive Player of the Week, Jan. 6…Enjoyed career-long six-game scoring streak from Oct. 31 to Nov. 15…Named to Subway Holiday Classic All-Tournament team…Ranked T-6th in WCHA among defensemen with 16 points in 28 league games…Received team's "Archie Krum Award" for leadership, high academic standards and athletic excellence…**2002-03:** Named to All-WCHA Academic Team…Represented United States at the 2003 World Junior Championships in Halifax, Nova Scotia…Collected three assists and +2 in seven games to help lead Team USA to bronze medal…**2001-02:** Received UND's Tom Hoghaug Memorial Scholarship, given to the freshman hockey player who best demonstrates initiative, character and a sense of responsibility…Played in all 37 games as a freshman, recording 2-5-7…Scored first collegiate goal in season opener vs. Minnesota, Oct. 5.

IN THE SYSTEM

ALEXEI KAIGORODOV — C

Height: 6'0" Weight: 194 lbs Shoots: Left
Born: July 29, 1983, Magnitogorsk, Russia
Acquired: From Ottawa for Mike Comrie, Jan. 3, 2007
Drafted: Ottawa's 2nd choice (2nd round, 47th overall) in the 2002 Entry Draft

			REGULAR SEASON					PLAYOFFS				
SEASON	TEAM	LEAGUE	GP	G	A	PTS	PIM	GP	G	A	PTS	PIM
2000-01	Magnitogorsk	Russia	45	12	30	42	26	-	-	-	-	-
2001-02	Magnitogorsk	Russia	46	4	12	16	20	9	0	3	3	2
2002-03	Magnitogorsk	Russia	46	8	14	22	20	3	0	1	1	0
2003-04	Magnitogorsk	Russia	49	4	12	16	24	14	2	2	4	4
2004-05	Magnitogorsk	Russia	57	15	34	49	40	5	0	3	3	2
2005-06	Magnitogorsk	Russia	50	9	23	32	42	11	0	1	1	6
2006-07	Ottawa	NHL	6	0	1	1	0	-	-	-	-	-
2007-08	Magnitogorsk	Russia	32	6	12	18	18	15	2	8	10	14
	Magnitogorsk	Russia	56	6	33	39	30	-	-	-	-	-
2008-09	Magnitogorsk	KHL (Russia)	56	7	28	35	26	12	4	4	8	10
	NHL Totals		**6**	**0**	**1**	**1**	**0**	**-**	**-**	**-**	**-**	**-**

CAREER NOTES: 2008-09: Recorded 7-28-35 and 26 PIM in 56 games with Magnitogorsk of the KHL (Russia)…Also registered 4-4-8 and 10 PIM in 12 playoff games…**2007-08:** Played in 56 games with Magnitogorsk, collecting 6-33-39 and 30 PIM…**2006-07:** Acquired in a trade with Ottawa in exchange for Mike Comrie on Jan. 3…Had an assist in six games with Ottawa prior to trade…Made his NHL debut with the Senators at MTL, Oct. 14…Played in 32 games with Magnitogorsk (Russia), recording 6-12-18…Also had 2-8-10 and 14 PIM in 15 playoff games…**2005-06:** Played in 50 games with Magnitogorsk, recording 9-23-32…Ranked T-4th on the team in scoring…Appeared in 11 playoff games…**2004-05:** Led Magnitogorsk in scoring with 15-34-49 in 57 games…Had three assists in five playoff games…**2003-04:** Skated in 49 games for Magnitogorsk, recording 4-12-16…**2002-03:** Played in 46 games for Magnitogorsk, collecting 8-14-22…Represented Russia at both the World Championships and World Junior Championships…Won a gold medal at World Junior Championships, where he registered 1-2-3 in six games…**2001-02:** Collected 4-12-16 in 46 games with Magnitogorsk…**2000-01:** Won a gold medal at World Junior Championships-Under 18 tournament…Had 1-5-6 in six games…Played in 45 games for Magnitogorsk, recording 12-30-42.

IGOR KNYAZEV — D

Height: 6'0" Weight: 208 lbs Shoots: Left
Born: Jan. 27, 1983, Elektrostal, Russia
Acquired: From Carolina with David Tanabe for Danny Markov and a conditional pick in the 2005 Entry Draft, June 21, 2003
Drafted: Carolina's 1st choice (1st round, 15th overall) in the 2001 Entry Draft

			REGULAR SEASON					PLAYOFFS				
SEASON	TEAM	LEAGUE	GP	G	A	PTS	PIM	GP	G	A	PTS	PIM
1999-00	Spartak	Russia-2	26	1	1	2	6	-	-	-	-	-
	Spartak	Russia-3	13	2	4	6	74	-	-	-	-	-
2000-01	Spartak	Russia-2	53	6	5	11	101	-	-	-	-	-
2001-02	Spartak	Russia	3	0	0	0	8	-	-	-	-	-
	Spartak	Russia-3	2	0	1	1	0	-	-	-	-	-
	Ak Bars Kazan	Russia	14	0	1	1	4	3	0	0	0	0
2002-03	Lowell	AHL	68	2	5	7	68	-	-	-	-	-
2003-04	Springfield	AHL	72	1	6	7	61	-	-	-	-	-
2004-05	Khimik Voskresensk	Russia	29	0	2	2	57	-	-	-	-	-
2005-06	Mytischi	Russia	21	3	1	4	36	-	-	-	-	-
2006-07	Dynamo Moscow	Russia	14	0	2	2	22	-	-	-	-	-
	Chekhov	Russia	12	0	0	0	82	3	0	0	0	2
2007-08	MVD	Russia	8	0	2	2	6	3	0	2	2	2
2008-09	MVD	KHL (Russia)	8	0	1	1	8	-	-	-	-	-

CAREER NOTES: 2008-09: Played in eight games with MVD of the KHL (Russia)…**2007-08:** Played in eight games for MVD (Russia), recording two assists…Collected two assists in three playoff games…**2006-07:** Split the season between Dynamo Moscow and Chekhov, totalling two assists and 104 PIM in 26 games…**2005-06:** Registered 3-1-4 and 36 PIM in 21 games for Mytischi…**2004-05:** Played in 29 games in Russia with Khimik Voskresensk, collecting 0-2-2 and 57 PIM…**2003-04:** In his second pro season, played in 72 games with Springfield, recording 1-6-7 and 61 PIM…Set career-high in games played…Registered first point of season with assist vs. Providence, Oct. 18…**2002-03:** In his first season in North America, played for Lowell and recorded 2-5-7 and 68 PIM in 68 games…Ranked T-2nd on team in games played and 4th in PIM…**2001-02:** Split season between Spartak and Kazan…With Spartak, played in three games and was scoreless with eight PIM…In 14 games with Kazan, registered an assist and four PIM…Was scoreless in three playoff games with Kazan…Played for Russia at 2002 World Junior Championships in the Czech Republic and recorded 2-1-3 and 35 PIM in seven games…**2000-01:** Played in 53 games for Spartak and recorded 6-5-11 and 101 PIM…Captained the gold medal winning Russian team at the 2001 Under-18 World Championships…Led the tournament with a plus/minus rating of plus-13.

IN THE SYSTEM

CHAD KOLARIK — C

Height: 5'10" Weight: 180 lbs Shoots: Right
Born: Jan. 26, 1986, Abington, Pennsylvania
Acquired: Phoenix's 7th choice (7th round, 199th overall) in the 2004 Entry Draft

			REGULAR SEASON					PLAYOFFS				
SEASON	TEAM	LEAGUE	GP	G	A	PTS	PIM	GP	G	A	PTS	PIM
2001-02	US National U-17	USDP	44	16	22	38	43	-	-	-	-	-
2002-03	US National U-17	USDP	65	30	32	62	47	-	-	-	-	-
2003-04	US National U-18	USDP	55	21	24	45	20	-	-	-	-	-
2004-05	Michigan	CCHA	42	18	17	35	53	-	-	-	-	-
2005-06	Michigan	CCHA	41	12	26	38	30	-	-	-	-	-
2006-07	Michigan	CCHA	41	18	27	45	24	-	-	-	-	-
2007-08	Michigan	CCHA	39	30	26	56	24	-	-	-	-	-
	San Antonio	AHL	-	-	-	-	-	7	4	2	6	0
2008-09	San Antonio	AHL	76	20	30	50	47	-	-	-	-	-

CAREER NOTES: 2008-09: In his first professional season, recorded 20-30-50 and 47 PIM in 76 games for San Antonio (AHL)…Ranked 2nd on the team in points, T-2nd in game-winning goals (4) and 3rd in goals and assists…Also led the team in games played…Ranked T-10th among all AHL rookies in scoring…Compiled a six-game point streak (2-7-9) from Jan. 24-Feb. 6…Finished with 10 multi-point games…**2007-08:** Played in 39 games for the University of Michigan (CCHA), recording 30-26-56 and 24 PIM…Helped lead Michigan to its 23rd Frozen Four appearance in school history…Ranked 3rd in the nation in points (56) and 4th in goals (30)…Named to the All-CCHA First Team and a RBK West Second Team All-American…Signed with the Coyotes on April 13, 2008 and assigned to San Antonio Rampage (AHL) for the Calder Cup Playoffs…Recorded 4-2-6 in seven playoff games for San Antonio to rank 2nd on the team in playoff scoring…Registered a hat trick in just his second professional game in Game 2 vs. Toronto, Apr. 18…**2006-07:** Appeared in 41 games for Michigan, recording 18-27-45 and 24 PIM…**2005-06:** Recorded 12-26-38 and 30 PIM in 41 games for Michigan…**2004-05:** Collected 18-17-35 and 53 PIM in 42 games as a freshman at Michigan…**2003-04:** Played in 55 games for the US National U-18 Team, collecting 21-24-45 and 20 PIM…**2002-03:** Registered 30-32-62 and 47 PIM in 65 games for the US National U-17 squad…**2001-02:** Played in 44 games for the US National U-17 Team and finished with 16-22-38 and 43 PIM.

FRANCIS LESSARD — RW

Height: 6'3" Weight: 225 lbs Shoots: Right
Born: May 30, 1979, Montreal, Quebec
Acquired: Signed as a free agent, July 3, 2008
Drafted: Carolina's 3rd choice (3rd round, 80th overall) in the 1997 Entry Draft

			REGULAR SEASON					PLAYOFFS				
SEASON	TEAM	LEAGUE	GP	G	A	PTS	PIM	GP	G	A	PTS	PIM
1996-97	Val-d'Or	QMJHL	66	1	9	10	287	-	-	-	-	-
1997-98	Val-d'Or	QMJHL	63	3	20	23	338	19	1	6	7	101
1998-99	Drummondville	QMJHL	53	12	36	48	295	-	-	-	-	-
1999-00	Philadelphia	AHL	78	4	8	12	416	5	0	1	1	7
2000-01	Philadelphia	AHL	64	3	7	10	330	10	0	0	0	33
2001-02	Philadelphia	AHL	60	0	6	6	251	-	-	-	-	-
	Atlanta	NHL	5	0	0	0	26	-	-	-	-	-
	Chicago	AHL	7	2	1	3	34	15	0	1	1	40
2002-03	Atlanta	NHL	18	0	2	2	61	-	-	-	-	-
	Chicago	AHL	50	2	5	7	194	1	0	0	0	0
2003-04	Atlanta	NHL	62	1	1	2	181	-	-	-	-	-
2004-05	DID NOT PLAY											
2005-06	Atlanta	NHL	6	0	0	0	0	-	-	-	-	-
	Chicago	AHL	36	2	3	5	163	-	-	-	-	-
2006-07	Hartford	AHL	58	3	6	9	309	-	-	-	-	-
2007-08	Hartford	AHL	14	4	1	5	49	-	-	-	-	-
2008-09	San Antonio	AHL	59	2	2	4	324	-	-	-	-	-
	NHL TOTALS		**91**	**1**	**3**	**4**	**268**	**-**	**-**	**-**	**-**	**-**

CAREER NOTES: 2008-09: Played in 59 games for San Antonio (AHL), finishing with 2-2-4 and 324 PIM…Led the league in penalty minutes for the second time in his AHL career…Moved into 7th place on the AHL's all-time penalty minutes list (2,068), becoming just the 7th player in league history to reach the 2,000-PIM mark…**2007-08:** Appeared in 14 games with Hartford (AHL), recording 4-1-5 and 49 PIM…Moved into 16th place on the AHL's all-time penalty minute list (1,744)…**2006-07:** Played in 58 games for Hartford, finishing with 3-6-9 and 309 PIM…His 309 PIM were tops in the AHL…**2005-06:** Split the season between the Atlanta Thrashers and Chicago Wolves (AHL)…Saw action in six games for Atlanta…Played in 36 games for Chicago, collecting 2-3-5 and 163 PIM…**2004-05:** Did not play…**2003-04:** Spent the season with the Thrashers, recording 1-1-2 and 181 PIM in 62 games…Set NHL career-highs in goals (1), games played (62) and PIM (181)…Led the Thrashers in PIM and ranked 10th in the NHL…Scored his first career NHL goal vs. FLA, Nov. 16…**2002-03:** Split the season between Atlanta and Chicago (AHL)…Recorded two assists and 61 PIM in 18 games for the Thrashers…Collected his first NHL point with an assist vs. NYI, Oct. 19…Registered 2-5-7 and 194 PIM in 50 games for Chicago…Led the team in PIM…**2001-02:** Began the season with Philadelphia (AHL), recording six assists and 251 PIM in 60 games…Traded to Atlanta on March 15…Appeared in five games with the Thrashers, collecting 26 PIM…Made his NHL debut vs. MIN, Mar. 27… Registered 2-1-3 and 34 PIM in seven games with Chicago (AHL)…Recorded an assist and 40 PIM in 15 playoff games for Chicago, helping the Wolves to the Calder Cup Championship…**2000-01:** Appeared in 60 games for Philadelphia (AHL), recording 3-7-10 and 330 PIM…Also notched 33 PIM in 10 playoff games…**1999-00:** Played in 78 games for Philadelphia (AHL) in his first professional season…Recorded 4-8-12 and 416 PIM…Ranked 2nd in the AHL in PIM…Played in five playoff games…**1998-99:** Played in 53 games for Drummondville, collecting 12-36-48 and 295 PIM…**1997-98:** Recorded 3-20-23 and 338 PIM in 63 games for Val-d'Or…Registered 1-6-7 and 101 PIM in 19 playoff games while helping Val-d'Or to the QMJHL Championship…Named to the 1998 Memorial Cup All-Star team…**1996-97:** Recorded 1-9-10 and 287 PIM in 66 games for Val-d'Or.

IN THE SYSTEM

COLIN LONG — C

Height: 5'11" Weight: 186 lbs Shoots: Right
Born: June 19, 1989, Santa Ana, California
Acquired: Phoenix's 6th choice (4th round, 99th overall) in the 2008 Entry Draft

			REGULAR SEASON					PLAYOFFS				
SEASON	TEAM	LEAGUE	GP	G	A	PTS	PIM	GP	G	A	PTS	PIM
2005-06	Kelowna	WHL	20	1	3	4	6	3	0	0	0	0
2006-07	Kelowna	WHL	69	11	17	28	38	-	-	-	-	-
2007-08	Kelowna	WHL	72	31	69	100	41	7	2	10	12	6
2008-09	Kelowna	WHL	68	33	58	91	28	22	4	12	16	16

CAREER NOTES: 2008-09: Led Kelowna (WHL) to the WHL Championship and an appearance in the Memorial Cup finals while serving as team captain…Ranked 6th in the WHL in scoring during the regular season with 33-58-91 in 68 games…Led Kelowna in points and assists and ranked T-2nd in goals…He also led the team with 17 power play goals and ranked 2nd with a +29 rating…Registered 4-12-16 in 22 playoff games…Collected 1-3-4 in four Memorial Cup contests… Was the runner-up for WHL's Most Sportsmanlike Award for the second straight season…**2007-08:** Recorded 31-69-100 in 72 games for Kelowna (WHL) to lead his team and rank 2nd in the WHL in scoring…Was one of only two players in the league to reach the 100-point plateau…Runner-up for the WHL's Most Sportsmanlike Award…Notched 2-10-12 in seven postseason contests to lead Kelowna…**2006-07:** Registered 11-17-28 and 38 PIM in 69 games with Kelowna (WHL)…**2005-06:** In his first season with Kelowna (WHL), collected 1-3-4 in 20 games…Also appeared in three playoff games.

BRETT MACLEAN — LW

Height: 6'2" Weight: 200 lbs Shoots: Right
Born: Dec. 24, 1988, Port Elgin, Ontario
Acquired: Phoenix's 3rd choice (2nd round, 32nd overall) in the 2007 Entry Draft

			REGULAR SEASON					PLAYOFFS				
SEASON	TEAM	LEAGUE	GP	G	A	PTS	PIM	GP	G	A	PTS	PIM
2004-05	Erie	OHL	68	7	16	23	31	6	1	1	2	6
2005-06	Erie	OHL	13	3	5	8	6	-	-	-	-	-
	Oshawa	OHL	35	13	25	38	29	-	-	-	-	-
2006-07	Oshawa	OHL	68	47	53	100	43	7	6	9	15	9
2007-08	Oshawa	OHL	61	61	58	119	42	15	5	11	16	12
2008-09	San Antonio	AHL	74	21	19	40	33	-	-	-	-	-

CAREER NOTES: 2008-09: In his first professional season, played in 74 games for San Antonio (AHL), recording 21-19-40 and 33 PIM…Ranked 2nd on the team in goals, 2nd in plus/minus (+5), 3rd in games played (74) and 5th in points (40)…Selected to represent San Antonio in the 2009 AHL All-Star Game…Recorded one assist while skating for the Canadian AHL All-Stars…Recorded seven multi-point games…**2007-08:** Appeared in 61 games for Oshawa (OHL), recording 61-58-119 and 42 PIM…Led the OHL in goals (61) and ranked 2nd in points (119) and 9th in assists (58)…Named to the 2007-08 OHL All-Star First Team…Named OHL Player of the Month for November and January…Was named an Eastern Conference All-Star…Registered 5-11-16 in 15 playoff games…**2006-07:** Finished with 47-53-100 in 68 games for Oshawa…Ranked 2nd on his team in scoring and 9th in the OHL…Named an Eastern Conference All-Star…Collected 6-9-15 in seven playoff games…**2005-06:** Split the OHL season between Erie and Oshawa, recording 16-28-46 and 35 PIM in 48 games…**2004-05:** Appeared in 68 games for Erie in his first season in the OHL…Registered 7-16-23 and 31 PIM.

IN THE SYSTEM

JEFF MAY — D

Height: 6'2" Weight: 200 lbs Shoots: Left
Born: April 4, 1987, Richmond, British Columbia
Acquired: Signed to AHL contract, Jan. 23, 2009
Drafted: Detroit's 7th choice (5th round, 151st overall) in the 2005 Entry Draft

			REGULAR SEASON					PLAYOFFS				
SEASON	**TEAM**	**LEAGUE**	**GP**	**G**	**A**	**PTS**	**PIM**	**GP**	**G**	**A**	**PTS**	**PIM**
2002-03	Richmond	BCAHA	55	11	26	37	143	-	-	-	-	-
	Prince Albert	WHL	5	0	0	0	2	-	-	-	-	-
2003-04	Prince Albert	WHL	40	0	3	3	19	3	0	0	0	4
2004-05	Prince Albert	WHL	67	3	19	22	66	17	2	3	5	13
2005-06	Prince Albert	WHL	72	2	28	30	104	-	-	-	-	-
2006-07	Prince Albert	WHL	72	10	34	44	96	5	0	3	3	2
2007-08	Prince Albert	WHL	25	1	19	20	32	-	-	-	-	-
	Lethbridge	WHL	29	3	21	24	19	19	2	7	9	10
2008-09	Las Vegas	ECHL	23	4	6	10	21	-	-	-	-	-
	Norfolk	AHL	3	0	0	0	0	-	-	-	-	-
	Providence	AHL	11	0	0	0	7	-	-	-	-	-
	San Antonio	AHL	25	1	4	5	31	-	-	-	-	-

CAREER NOTES: 2008-09: Played in 23 games with Las Vegas (ECHL), recording 4-6-10 and 21 PIM…Played a total of 39 games for three different AHL teams and finished with 1-4-5 and 38 PIM…Appeared in three games with Norfolk (AHL)…Played in 11 games with Providence (AHL)…Finished season with San Antonio (AHL), collecting 1-4-5 and 31 PIM in 25 games after signing with the team on Jan. 23…**2007-08:** Split his final season in the WHL between Prince Albert and Lethbridge…Collected 1-19-20 and 32 PIM in 25 games with Prince Albert before being traded to Lethbridge…Notched 3-21-24 and 19 PIM with Lethbridge in 29 regular season contests…In 19 postseason games with Lethbridge, tallied 2-7-9 and 10 PIM…**2006-07:** Registered WHL career-highs in goals (10) and points (44) for Prince Albert…Also tallied three assists in five playoff games…**2005-06:** Registered 2-28-30 and 104 PIM in 72 games with Prince Albert…**2004-05:** Recorded 3-19-22 and 66 PIM in 67 games with Prince Albert… Also collected 2-3-5 and 13 PIM in 17 playoff games…**2003-04:** Had three assists in 40 games in his first full WHL season with Prince Albert.

STEFAN MEYER — LW

Height: 6'2" Weight: 200 lbs Shoots: Left
Born: July 20, 1985, Medicine Hat, Alberta
Acquired: From Florida in exchange for rights to Steven Reinprecht, June 19, 2009
Drafted: Florida's 4th choice (2nd round, 55th overall) in the 2003 Entry Draft

			REGULAR SEASON					PLAYOFFS				
SEASON	**TEAM**	**LEAGUE**	**GP**	**G**	**A**	**PTS**	**PIM**	**GP**	**G**	**A**	**PTS**	**PIM**
2000-01	Medicine Hat	WHL	4	1	1	2	0	-	-	-	-	-
2001-02	Medicine Hat	WHL	67	18	22	40	48	-	-	-	-	-
2002-03	Medicine Hat	WHL	70	36	16	52	90	11	3	3	6	14
2003-04	Medicine Hat	WHL	72	34	41	75	69	19	7	10	17	27
2004-05	Medicine Hat	WHL	69	34	43	77	104	13	2	4	6	8
2005-06	Rochester	AHL	68	12	16	28	139	-	-	-	-	-
2006-07	Rochester	AHL	63	13	9	22	90	6	0	2	2	8
2007-08	Rochester	AHL	70	21	19	40	77	-	-	-	-	-
	Florida	NHL	4	0	0	0	0	-	-	-	-	-
2008-09	Rochester	AHL	65	18	22	40	57	-	-	-	-	-
	NHL TOTALS		**4**	**0**	**0**	**0**	**0**	**-**	**-**	**-**	**-**	**-**

CAREER NOTES: 2008-09: Appeared in 65 games with Rochester (AHL), recording 18-22-40 and 57 PIM…Ranked 3rd on the team in points and goals and 5th in assists…Was named the co-winner of the 2008-09 Amerks Booster Club's Game-Winning Goals award…Was one of four players to record more than 15 goals…Had a four-game point streak (1-3-4) from Feb. 28-Mar. 7…Collected his 100th career AHL point with a goal against Toronto, Nov. 19…**2007-08:** Appeared in four games with the Florida Panthers (NHL)…Tallied 21-19-40 and 77 PIM in his third season with Rochester (AHL)…Was one of three Amerk players to record 20 or more goals…Received four NHL recalls throughout the season…Had a five-game point streak (3-4-7) from Oct. 28-Nov. 9…Skated 3:25 in his NHL debut vs. PHI, Oct. 24…**2006-07:** Registered 13-9-22 and 90 PIM in 63 games with Rochester (AHL)…Picked up his first professional hat trick vs. Binghamton, Dec. 16…Recorded two assists in six playoff games…**2005-06:** Appeared in 68 games for Rochester (AHL) in first professional season, finishing with 12-16-28 and 139 PIM…Named the Amerks Rookie of the Year…Ranked 4th on the team in penalty minutes (139)…Scored his first professional goal in his pro debut on Oct. 29…**2004-05:** Completed his fifth year with the Medicine Hat Tigers (WHL)…Registered a career-high 34-43-77 in 69 games…Finished with a +21 rating and ranked 2nd on team with 12 power-play goals…Finished 8th in the WHL in points…Notched 2-4-6 in 13 playoff games…Named to Team Canada's 32-player selection camp roster for the 2005 World Junior Hockey Championships…**2003-04:** Recorded 34-41-75 and 69 PIM in 72 games with Medicine Hat (WHL)…Also notched 7-10-17 in 19 playoff games to help lead Medicine Hat to the WHL Championship and a berth in the 2004 Memorial Cup Tournament…**2002-03:** Played in 70 games with Medicine Hat (WHL), recording 36-16-52 and 90 PIM…Skated in 11 WHL playoff games, registering 3-3-6 and 14 PIM…**2001-02:** In his second season with Medicine Hat, recorded 18-22-40 and 48 PIM…Was a member of Team Canada at 2002 Under-18 Eight Nations Cup…**2000-01:** Made WHL debut with Medicine Hat, scoring one goal and one assist in four games as a 15 year old.

IN THE SYSTEM

AL MONTOYA — G

Height: 6'2" Weight: 185 lbs Catches: Left
Born: Feb. 13, 1985, Glenview, Illinois
Acquired: From NY Rangers with Marcel Hossa in exchange for Fredrik Sjostrom, David LeNeveu, Josh Gratton and a conditional draft choice, Feb. 26, 2008
Drafted: NY Rangers' 1st choice (1st round, 6th overall) in the 2004 Entry Draft

			REGULAR SEASON						PLAYOFFS					
SEASON	TEAM	LEAGUE	GP	MIN	GA	SO	GAA	W-L-T	GP	G	A	PTS	PIM	W-L-T
2002-03	University of Michigan	CCHA	43	2547	99	4	2.33	30-10-3	-	-	-	-	-	-
2003-04	University of Michigan	CCHA	40	2340	87	6	2.23	26-12-2	-	-	-	-	-	-
2004-05	University of Michigan	CCHA	40	2359	99	3	2.52	30-7-3	-	-	-	-	-	-
2005-06	Hartford	AHL	40	2094	91	2	2.61	23-9-1	5	257	8	1	1.87	2-1
	Charlotte	ECHL	2	123	8	0	3.92	1-1-0	-	-	-	-	-	-
2006-07	Hartford	AHL	48	2556	98	6	2.30	27-17-0	7	391	20	1	3.07	3-4
2007-08	Hartford	AHL	31	1704	72	0	2.54	16-8-3	-	-	-	-	-	-
	San Antonio	AHL	14	789	34	1	2.59	8-6-0	1	59	4	0	4.04	0-1
2008-09	San Antonio	AHL	29	1562	84	0	3.23	7-17-2	-	-	-	-	-	-
	Phoenix	NHL	5	259	9	1	2.08	3-1-0	-	-	-	-	-	-
	FRANCHISE AND NHL TOTALS		**5**	**259**	**9**	**1**	**2.08**	**3-1-0**	**-**	**-**	**-**	**-**	**-**	**-**

CAREER NOTES: 2008-09: Played in 29 games for San Antonio, posting a record of 7-17-2 with a 3.23 GAA and a .885 SV%…Finished the season with the Coyotes where he went 3-1-0 with a 2.08 GAA, a .925 SV% and one shutout in five games…Made 40 saves in a 4-1 win at SJ, Apr 9…Stopped 20 of 21 shots in a 2-1 win vs. LA, Apr. 2…Became the first goalie in Coyotes/Jets franchise history to record a shutout in his NHL debut when he stopped all 23 shots he faced in a 3-0 win at COL, Apr. 1…Posted a record of 3-2-0 with a 1.50 GAA and a .944 SV% in his last six appearances of the season for San Antonio, stopping 134 of the 142 shots he has faced in that span (Mar. 13-22)…**2007-08:** Split the season between Hartford and San Antonio (AHL), compiling a 24-14-3 record with a 2.55 GAA…Began the season with Hartford, posting a record of 16-8-3 with a 2.54 GAA in 31 games…Traded from the NY Rangers to Phoenix on Feb. 26…In 14 games with San Antonio, he went 8-6-0 with a 2.59 GAA and one shutout…Appeared in one playoff game for San Antonio…**2006-07:** Appeared in 48 games with the Hartford Wolf Pack (AHL), posting a record of 27-17-0, along with a 2.30 GAA and a .914 save percentage…Established career-highs in games played (48), wins (27), minutes (2556), saves (1140), shutouts (six), GAA (2.30) and save percentage (.914)…Ranked T-3rd in the AHL in shutouts (6), 5th in GAA (2.30) and T-5th in wins (27)…Named AHL Goaltender of the Month for February, posting a 5-2 record, along with a 1.37 GAA, a .946 save percentage and one shutout over the span…Posted his second career playoff shutout on Apr. 26 at Providence in Game Five of Division Semifinals, with 26 saves in 1-0 win…**2005-06:** Appeared in 40 games with the Wolf Pack, posting a record of 23-9-1 and a 2.61 GAA…Represented the Planet USA squad in the 2006 Rbk Hockey AHL All-Star Classic in Winnipeg…Set Wolf Pack single-game record with 51 saves vs. Bridgeport, Oct. 29…Appeared in two games with the Charlotte Checkers (ECHL)…**2004-05:** Appeared in 40 games with the University of Michigan (CCHA), posting a 30-7-3 record, along with a 2.52 goals against average and a .895 save percentage…Led the nation in minutes played with 2,358…Compiled a 5-1 record in the 2005 postseason, along with a 1.67 GAA and a .912 save percentage, helping lead the club to the NCAA Midwest Regional Final…Named to the All-Midwest Regional Team…Selected to the Academic All-Big Ten Conference Team…Posted a 3-4-0 record in seven games for Team USA at the 2005 World Junior Championships, recording a 3.36 GAA and a .904 SV%…**2003-04:** Appeared in 40 games for Michigan, posting a 26-12-2 record, along with a 2.23 GAA and six shutouts…Selected as the club's MVP…Established single-season school records with six shutouts and a .917 save percentage…Named CCHA Player of the Month in January, posting a 6-0-0 record, two shutouts, a 0.83 GAA and .952 SV% in six games…Named to the AHCA All-American West Second Team, the All-CCHA Second Team and was a finalist for the CCHA Goaltender of the Year…Earned CCHA All-Academic honorable mention…Appeared in six games as a member of Team USA at the 2004 World Junior Championships, posting a 6-0 record and a 1.33 GAA, along with a .944 SV% and two shutouts…Backstopped the club to the country's first ever gold medal finish…His GAA and SV% ranked 2nd all-time among US-born goaltenders at the World Junior Championships…Awarded the Directorate Award as the tournament's top goaltender…**2002-03:** Appeared in a career-high 43 games for Michigan, posting a 30-10-3 record, along with a 2.33 GAA…Led all freshman goalies and tied for the national lead in wins (30)…Established Michigan freshman records for wins (30), SV% (.911) and games played (43)…Named the Most Outstanding Player of the NCAA Midwest Regional and selected to the CCHA Super Six All-Tournament team…Named to Inside College Hockey Online's All-Rookie Team and the Bauer/CCHA All-Rookie Team.

ALEXANDER NIKULIN — C

Height: 6'1" Weight: 203 lbs Shoots: Left
Born: Aug. 25, 1985, Moscow, Russia
Acquired: From Ottawa in exchange for Drew Fata, Nov. 3, 2008
Drafted: Ottawa's 6th choice (4th round, 122nd overall) in the 2004 Entry Draft

			REGULAR SEASON					PLAYOFFS				
SEASON	TEAM	LEAGUE	GP	G	A	PTS	PIM	GP	G	A	PTS	PIM
2002-03	CSKA 2	Russia-3	46	22	14	36	-	-	-	-	-	-
2003-04	CSKA 2	Russia-3	47	21	20	41	46	-	-	-	-	-
2004-05	CSKA	Russia	16	3	3	6	0	-	-	-	-	-
2005-06	CSKA	Russia	51	10	11	21	22	7	1	0	1	2
2006-07	CSKA	Russia	33	5	11	16	8	12	4	2	6	4
2007-08	Binghamton	AHL	71	14	36	50	34	-	-	-	-	-
	Ottawa	NHL	2	0	0	0	0	-	-	-	-	-
2008-09	Binghamton	AHL	5	2	0	2	0	-	-	-	-	-
	San Antonio	AHL	64	7	16	23	20	-	-	-	-	-
	Phoenix	NHL	1	0	0	0	0	-	-	-	-	-
	FRANCHISE TOTALS		**1**	**0**	**0**	**0**	**0**	**-**	**-**	**-**	**-**	**-**
	NHL TOTALS		**3**	**0**	**0**	**0**	**0**	**-**	**-**	**-**	**-**	**-**

CAREER NOTES: 2008-09: Began the season with Binghamton of the AHL, scoring two goals in five games…Traded from Ottawa to the Coyotes on Nov. 3…Appeared in 64 games with San Antonio (AHL), collecting 7-16-23 and 20 PIM…Made his Coyotes debut on Feb. 3 at NSH…Recorded a four-game point streak (1-4-5) for San Antonio from Jan. 19-24…Finished with three multi-point games…**2007-08:** Appeared in 71 games with Binghamton (AHL), recording 14-36-50 and 34 PIM…Ranked 3rd on the team in scoring and 1st among rookies…Ranked 2nd on the team in assists…Was recalled to Ottawa for the first time on Nov. 22 and made his Senators/NHL debut that evening vs. PIT…Was held scoreless in 5:49 TOI in his first of two NHL games…Earned an assist in Binghamton victory over Hershey on Oct. 13, helping him to a three-game point streak to begin his pro career…Notched first professional goal in 4-1 loss to Syracuse, Oct. 12…Made his professional debut with Binghamton (AHL) on Oct. 6 against Albany and recorded his first pro point (assist) in that contest…**2006-07:** Registered 5-11-16 in 33 games with CSKA Moscow of the Russian Super League (RSL)… Appeared in his 100th game in the RSL with CSKA Moscow… Finished T-4th in team playoff scoring and 2nd in goals after collecting 4-2-6 in 12 postseason games…**2005-06:** Set RSL career-highs in games played (51), points (21), goals (10), assists (11) and penalty minutes (22)…One of five players to appear in all 51 games…Ranked T-5th in team scoring and 4th in goals…**2004-05:** Played his first season in the Russian Super League, collecting 3-3-6 in 16 games…Won a silver medal with Russia at the 2005 World Junior Championship, recording 1-1-2 in six games…**2003-04:** Recorded 21-20-41 in 47 games with CSKA 2 (Russia-3)…**2002-03:** Appeared in 46 games with CSKA 2 (Russia-3), recording 22-14-36.

IN THE SYSTEM

ANDREW ORPIK — RW

Height: 6'3" Weight: 200 lbs Shoots: Right
Born: Mar. 12, 1986, East Amherst, New York
Acquired: Signed as a free agent, Aug. 24, 2009

			REGULAR SEASON					PLAYOFFS				
SEASON	TEAM	LEAGUE	GP	G	A	PTS	PIM	GP	G	A	PTS	PIM
2005-06	Boston College	H.E.	40	3	5	8	32	-	-	-	-	-
2006-07	Boston College	H.E.	38	3	6	9	22	-	-	-	-	-
2007-08	Boston College	H.E.	41	7	6	13	57	-	-	-	-	-
2008-09	Boston College	H.E.	36	5	12	17	36	-	-	-	-	-

CAREER NOTES: 2008-09: Appeared in 36 games as a senior with Boston College, recording 5-12-17 and 36 PIM…Set career-highs in assists and points…**2007-08:** Was a member of Boston College's 2008 NCAA National Championship team…Also won his second Hockey East title at BC…Recorded 7-6-13 and 57 PIM in 41 games…Established career-highs in goals, penalty minutes and games played…**2006-07:** Recorded 3-6-9 and 22 PIM in 28 games with Boston College, helping lead the team to the 2007 Hockey East Championship…**2005-06:** Registered 3-5-8 and 32 PIM while appearing in 40 games for Boston College as a freshman.

JOEL PERRAULT — C

Height: 6'1" Weight: 197 lbs Shoots: Right
Born: Apr. 6, 1983, Montreal, Quebec
Acquired: Claimed off waivers from St. Louis, Dec. 19, 2006
Drafted: Anaheim's 7th choice (5th round, 137th overall) in 2001 Entry Draft

			REGULAR SEASON					PLAYOFFS				
SEASON	TEAM	LEAGUE	GP	G	A	PTS	PIM	GP	G	A	PTS	PIM
1999-00	Antoine-Girouard	QAAA	19	4	7	11	6	-	-	-	-	-
2000-01	Baie-Comeau	QMJHL	68	10	14	24	46	11	1	1	2	10
2001-02	Baie-Comeau	QMJHL	57	18	44	62	96	5	2	0	2	6
2002-03	Baie-Comeau	QMJHL	70	51	65	116	93	12	3	7	10	14
2003-04	Cincinnati	AHL	65	14	14	28	38	9	1	1	2	2
2004-05	Cincinnati	AHL	51	9	19	28	40	-	-	-	-	-
2005-06	Portland	AHL	25	12	12	24	20	-	-	-	-	-
	San Antonio	AHL	12	1	6	7	4	-	-	-	-	-
	Phoenix	NHL	5	1	1	2	2	-	-	-	-	-
2006-07	Phoenix	NHL	15	1	2	3	14	-	-	-	-	-
	Peoria	AHL	2	0	2	2	7	-	-	-	-	-
	St. Louis	NHL	11	0	0	0	0	-	-	-	-	-
	San Antonio	AHL	21	10	4	14	8	-	-	-	-	-
2007-08	Phoenix	NHL	49	7	10	17	48	-	-	-	-	-
	San Antonio	AHL	28	14	13	27	36	-	-	-	-	-
2008-09	San Antonio	AHL	46	18	31	49	46	-	-	-	-	-
	Phoenix	NHL	7	2	1	3	4	-	-	-	-	-
	FRANCHISE TOTALS		**76**	**11**	**14**	**25**	**68**	**-**	**-**	**-**	**-**	**-**
	NHL TOTALS		**87**	**11**	**14**	**25**	**68**	**-**	**-**	**-**	**-**	**-**

CAREER NOTES: 2008-09: Appeared in 46 games with San Antonio, recording 18-31-49 and 46 PIM…Ranked 2nd on the team in assists, 3rd in points and 5th in goals…Also led the team with eight game-winning goals…Set AHL career-highs in goals, assists, and points…Played in seven games for the Coyotes, collecting 2-1-3…Made his season debut with the Coyotes vs. BUF, Jan. 31…Scored a goal in back-to-back games, Feb. 3 at NSH and Feb. 4 at DET…Finished with 13 multi-point games for San Antonio…Compiled a nine-game point streak (10-4-14) from Mar. 19-Apr. 4…Missed the first 23 games of the AHL season due to injury…**2007-08:** Appeared in 49 games for the Coyotes, recording 7-10-17 and 48 PIM…Established NHL career-highs in goals (7), assists (10), points (17), power play goals (3), game-winning goals (2), PIM (48) and games played (49)…Selected to play in the 2008 AHL All-Star Game but was unable to play to do recall…Scored a goal vs. STL, Feb. 24…Skated a season-high 21:30 vs. CBJ, Feb. 7…Registered two assists vs. LA, Feb. 5…Scored the game-winning goal vs. SJ, Jan. 15…Recorded a three-game point streak (1-2-3) from Jan. 8 to Jan. 11…Collected an assist and a career-high seven PIM in a win at VAN, Jan. 11…Tallied the game-winning goal at CGY, Jan. 8…Recorded two goals and an assist for a career-high three points in a win at NYR, Dec. 16…Recalled from San Antonio, Dec. 14…Led the Rampage in scoring with 14-13-27 in 28 games at the time of his recall…**2006-07:** Appeared in a total of 26 NHL games – 15 with Phoenix and 11 with St. Louis and recorded 1-2-3…Played in 21 games for San Antonio (AHL) after re-assignment from Phoenix on Jan. 21…Recorded 10-4-14 for the Rampage…Played in six games for Coyotes (Dec. 21–Jan. 5) after being claimed off waivers from STL, Dec. 19… Picked up an assist vs. SJ, Dec. 30… Appeared in 11 games for STL, Nov. 9–Dec. 16…Played in two games for Peoria (AHL) and registered two assists after being claimed off waivers from Phoenix on Oct. 31…Began the season with Phoenix…Scored his first goal of the season vs. NYI, Oct. 5…**2005-06:** Registered 1-1-2 in five games with the Coyotes…Scored his first NHL goal in Coyotes' season finale at STL, Apr. 16…Registered first NHL point on an assist at COL, Apr. 11…Made NHL debut vs. DAL, Apr. 8…Recorded 13-18-31 with 24 PIM and +9 rating in 37 combined AHL games with Portland and San Antonio…**2004-05:** In 51 games, ranked T-8th with Cincinnati (AHL) in scoring with 9-19-28…**2003-04:** In his first professional season, finished T-2nd with Cincinnati with three GWGs…Ranked T-2nd among team rookies in goals and 3rd in points…Finished with 14-14-28…**2002-03:** Registered 51-65-116 in 70 games for Baie-Comeau (QMJHL)…Led QMJHL in scoring to win Jean Beliveau Trophy…Ranked 3rd in league in goals (51) and 5th in assists (65)…Named to Canadian Major Junior First All-Star Team and QMJHL First All-Star Team…Won the Michel Brière trophy as QMJHL MVP…Also collected 3-7-10 and 14 PIM in 12 playoff games…**2001-02:** Finished with 18-44-63 and 96 PIM in 57 games for Baie-Comeau…Ranked 4th on the team in assists (44) and 5th in points (62)…Registered two goals in five postseason contests…**2000-01:** Recorded 10-14-24 and 46 PIM in 68 games for Baie-Comeau…Also notched 1-1-2 in 11 playoff games.

IN THE SYSTEM

NICK ROSS — D

Height: 6'1" Weight: 195 lbs Shoots: Left
Born: Feb. 10, 1989, Lethbridge, Alberta
Acquired: Phoenix's 2nd choice (1st round, 30th overall) in the 2007 Entry Draft

			REGULAR SEASON					PLAYOFFS				
SEASON	TEAM	LEAGUE	GP	G	A	PTS	PIM	GP	G	A	PTS	PIM
2004-05	Regina	WHL	10	0	1	1	2	-	-	-	-	-
2005-06	Regina	WHL	62	7	16	23	38	6	0	1	1	2
2006-07	Regina	WHL	70	7	24	31	87	10	1	5	6	14
2007-08	Regina	WHL	41	3	25	28	60	-	-	-	-	-
	Kamloops	WHL	31	5	14	19	55	4	0	2	2	10
	San Antonio	AHL	4	1	0	1	0	-	-	-	-	-
2008-09	Kamloops	WHL	40	4	18	22	51	-	-	-	-	-
	Vancouver	WHL	34	7	14	21	32	17	1	8	9	14

CAREER NOTES: 2008-09: Split the season with Kamloops and Vancouver of the WHL, recording 11-32-43 and 83 PIM in a total of 74 games…Set WHL career-highs in goals and games played…Began the season with Kamloops where he notched 4-18-22 and 51 PIM in 40 games…Traded to Vancouver on Jan. 8 and registered 7-14-21 and 32 PIM in 34 games with the Giants…Tallied 1-8-9 and 14 PIM in 17 playoff games…**2007-08:** Appeared in a total of 72 WHL games with Regina and Kamloops, finishing with 8-39-47 and 115 PIM…Recorded 3-25-28 and 60 PIM in 41 games with Regina before being dealt to Kamloops on Jan. 5…Collected 5-14-19 and 55 PIM in 31 games with Kamloops…Also notched two assists in four playoff games…Signed an entry level contract with the Coyotes on Apr. 2 and was assigned to San Antonio (AHL) where he appeared in four games and scored a goal…**2006-07:** Appeared in 70 games with Regina (WHL), collecting 7-24-31 and 81 PIM…Registered 1-5-6 in 10 postseason contests…**2005-06:** Recorded 7-16-23 and 38 PIM in 62 games while playing his first full season in the WHL…Also played in six playoff games…**2004-05:** Played in 10 games for Regina (WHL).

DAVID SCHLEMKO — D

Height: 6'1" Weight: 195 lbs Shoots: Left
Born: May 7, 1987, Edmonton, Alberta
Acquired: Signed as a free agent, July 19, 2007
Drafted: Not Drafted

			REGULAR SEASON					PLAYOFFS				
SEASON	TEAM	LEAGUE	GP	G	A	PTS	PIM	GP	G	A	PTS	PIM
2004-05	Medicine Hat	WHL	65	5	24	29	23	13	0	3	3	10
2005-06	Medicine Hat	WHL	69	9	35	44	44	13	2	5	7	15
2006-07	Medicine Hat	WHL	64	8	50	58	78	23	3	13	16	12
2007-08	San Antonio	AHL	1	0	0	0	4	-	-	-	-	-
	Arizona	CHL	58	10	29	39	24	14	3	5	8	6
2008-09	San Antonio	AHL	68	7	22	29	20	-	-	-	-	-
	Phoenix	NHL	3	0	1	1	0	-	-	-	-	-
	FRANCHISE AND NHL TOTALS		**3**	**0**	**1**	**1**	**0**	**-**	**-**	**-**	**-**	**-**

CAREER NOTES: 2008-09: Appeared in 68 games with San Antonio (AHL), recording 7-22-29 and 20 PIM…Also played in three games with the Coyotes and notched one assist…Recorded his first career NHL point (assist) while logging 20:09 TOI vs. CAR, Feb. 7…Made his NHL debut at NSH, Feb. 3…Ranked 2nd among Rampage defensemen in points…Recorded two game-winning goals and five multi-point games…Registered a four-game point streak (0-5-5) from Oct. 15-25…**2007-08:** Appeared in 58 games for the Arizona Sundogs (CHL), recording 10-29-39 and 24 PIM…Ranked 4th among Sundog defensemen in points (39)…Played in 14 playoff games, helping lead Arizona to the CHL President's Cup Championship…Recorded 3-5-8 during the postseason…Also appeared in one regular season game for San Antonio (AHL)…**2006-07:** Registered 8-50-58 and 78 PIM in 64 games with Medicine Hat (WHL)…Ranked 1st among WHL defensemen in assists (50) and 5th in points…Named to the WHL Eastern Conference All-Star Second Team…Registered 3-13-16 in 23 playoff games while helping lead Medicine Hat to the WHL Championship and a berth in the Memorial Cup finals…**2005-06:** Finished with 9-35-44 and 44 PIM in 69 games with Medicine Hat…Added 2-5-7 and 15 PIM in 13 playoff games…**2004-05:** Collected 5-24-29 and 23 PIM in 65 games in his first WHL season with Medicine Hat.

IN THE SYSTEM

DAVID SPINA — LW

Height: 5'10" Weight: 185 lbs Shoots: Left
Born: June 5, 1983, Mesa, Arizona
Acquired: Signed as a free agent, July 2, 2008
Drafted: Not Drafted

			REGULAR SEASON					PLAYOFFS				
SEASON	TEAM	LEAGUE	GP	G	A	PTS	PIM	GP	G	A	PTS	PIM
2000-01	US National U-18	USHL	23	3	7	10	28	-	-	-	-	-
2001-02	Boston College	H.E.	36	13	13	26	39	-	-	-	-	-
2002-03	Boston College	H.E.	37	17	20	37	34	-	-	-	-	-
2003-04	Boston College	H.E.	25	6	6	12	20	-	-	-	-	-
2004-05	Boston College	H.E.	40	13	15	28	42	-	-	-	-	-
	Utah	AHL	9	0	0	0	2	-	-	-	-	-
2005-06	Springfield	AHL	54	11	13	24	36	-	-	-	-	-
	South Carolina	ECHL	11	7	0	7	6	-	-	-	-	-
2006-07	Springfield	AHL	73	15	20	35	80	-	-	-	-	-
	Johnstown	ECHL	6	4	2	6	4	-	-	-	-	-
2007-08	San Antonio	AHL	76	21	29	50	35	7	3	0	3	2
2008-09	San Antonio	AHL	63	16	38	54	55	-	-	-	-	-

CAREER NOTES: 2008-09: Played in 63 games for San Antonio (AHL), recording 16-38-54 and 55 PIM…Led the team in points (54) and assists (38)…Set AHL career-highs in assists and points… Also led the team in shorthanded goals (2) and ranked 3rd on the team in power play points (6-15-21)…Collected four assists at Providence, Feb. 13…Recorded a hat trick in a 6-2 win vs. Lake Erie, Jan. 1… Compiled a seven-game point streak (5-6-11) from Jan. 1-13…**2007-08:** Played in 76 games for San Antonio (AHL), recording 21-29-50 and 35 PIM…Ranked 3rd on the team in points (50) and assists (29) and T-4th in goals, game-winning goals (3) and plus/minus (+13)…Set AHL career-highs in goals, assists, points and games played…Had a four-game point streak from Mar. 27 to Apr. 3, recording 5-4-9 in that span…Played in all seven of San Antonio's playoff game and ranked 3rd on the team with three goals…**2006-07:** Appeared in 73 games with Springfield (AHL), collecting 15-20-35 and 80 PIM…Ranked 4th on the team in assists (20)…Recorded a nine-game point streak from Jan. 5-21, tallying 3-9-12 in that stretch…Also played in six games for Johnstown (ECHL), registering 4-2-6… **2005-06:** Finished with 11-13-24 and 36 PIM for Springfield in his first full AHL season…Also scored seven goals in 11 games with South Carolina (ECHL)…**2004-05:** Completed his collegiate hockey career at Boston College, recording 13-15-28 and 42 PIM in a career-high 40 games as a senior…Joined Utah (AHL) at the conclusion of the college season and played in nine games to close out the year…**2003-04:** Played in 25 games for Boston College, finishing with 6-6-12 and 20 PIM…**2002-03:** Appeared in 37 games for Boston College, recording 17-20-37 and 34 PIM…Established career-highs in goals (17) assists (20) and points (37)…**2001-02:** Registered 13-13-26 and 39 PIM in 36 games as a freshman at Boston College…Named to the Hockey East All-Rookie Team…**2000-01:** Played for the US National U-18 Team, recording 3-7-10 in 23 games…Represented the USA at the 2001 U-18 World Championships…Finished the tournament with 2-5-7 in six games.

SEAN SULLIVAN — D

Height: 6'0" Weight: 195 lbs Shoots: Left
Born: Mar. 29, 1984, Boston, Massachusetts
Acquired: Phoenix's 7th choice (9th round, 272nd overall) in the 2003 Entry Draft

			REGULAR SEASON					PLAYOFFS				
SEASON	TEAM	LEAGUE	GP	G	A	PTS	PIM	GP	G	A	PTS	PIM
2001-02	St. Sebastian's	Hi-School	31	3	11	14	4	-	-	-	-	-
2002-03	St. Sebastian's	Hi-School	41	9	30	39	59	-	-	-	-	-
2003-04	Boston University	H.E.	36	2	5	7	14	-	-	-	-	-
2004-05	Boston University	H.E.	41	1	3	4	10	-	-	-	-	-
2005-06	Boston University	H.E.	40	3	14	17	32	-	-	-	-	-
2006-07	Boston University	H.E.	38	3	12	15	12	-	-	-	-	-
	San Antonio	AHL	7	0	0	0	0	-	-	-	-	-
2007-08	San Antonio	AHL	34	0	7	7	13	1	0	0	0	4
	Arizona	CHL	22	9	16	25	19	-	-	-	-	-
2008-09	San Antonio	AHL	65	9	23	32	24	-	-	-	-	-

CAREER NOTES: 2008-09: Appeared in 65 games for San Antonio, recording 9-23-32 and 24 PIM…Led all Rampage defensemen in goals (9) and points (32)…Set AHL career-highs in goals, assists, points, PIM and games played…Finished with six multi-point games…**2007-08:** Began the season with the Arizona Sundogs (CHL), recording 9-16-25 and 19 PIM in 22 games…Ranked 5th in scoring among all Sundog defensemen despite playing in just 22 games…Called up to San Antonio (AHL) and registered seven assists and 13 PIM in 34 games…Also played in one playoff game for San Antonio…**2006-07:** Served as team captain for Boston University…Finished his senior year with 3-12-15 and 12 PIM in 38 games…Was a Hockey East First Team All-Star…Won Hockey East's Best Defensive Defenseman Award…Ranked 3rd on the team in plus/minus with +13…Appeared in 7 games with San Antonio (AHL)…**2005-06:** Played in all 40 games for BU, recording 3-14-17 and 32 PIM…Ranked 2nd on team in points among defensemen…Tallied five points in the postseason…**2004-05:** One of six players to appear in all 41 games for BU…Registered 1-3-4…**2003-04:** Recorded 2-5-7 in 36 games during freshman year at BU…Scored his first collegiate goal at Boston College, Dec. 5…**2002-03:** Was an All-New England selection as a senior at St. Sebastian's School…Led all New England prep defensemen in scoring with 9-30-39…**2001-02:** Earned all-league honors as a junior at St. Sebastian's school.

IN THE SYSTEM

JOSH TORDJMAN — G

Height: 6'1" Weight: 155 lbs Catches: Left
Born: Jan. 11, 1985, Montreal, Quebec
Acquired: Signed as a free agent July 2, 2006
Drafted: Not Drafted

			REGULAR SEASON						PLAYOFFS					
SEASON	TEAM	LEAGUE	GP	MIN	GA	SO	GAA	W-L-T	GP	G	A	PTS	PIM	W-L-T
2002-03	Victoriaville	QMJHL	10	432	24	1	3.33	4-3-0	2	112	12	0	6.46	0-1
2003-04	Victoriaville	QMJHL	42	2177	143	2	3.94	10-24-4	-	-	-	-	-	-
2004-05	Victoriaville	QMJHL	56	3185	171	5	3.22	22-28-4	7	435	24	0	3.31	3-4
2005-06	Victoriaville	QMJHL	31	1792	106	2	3.55	13-17-0	-	-	-	-	-	-
	Moncton	QMJHL	25	1427	55	2	2.31	25-18-6	21	1238	48	2	2.33	15-5
2006-07	San Antonio	AHL	37	2114	91	1	2.58	15-18-2	-	-	-	-	-	-
	Phoenix	ECHL	9	480	25	0	3.12	4-4-0	-	-	-	-	-	-
2007-08	San Antonio	AHL	43	2466	109	1	2.65	22-14-4	6	357	11	1	1.85	3-3
2008-09	San Antonio	AHL	51	2921	127	6	2.61	25-22-2	-	-	-	-	-	-
	Phoenix	NHL	2	117	8	0	4.07	0-2-0	-	-	-	-	-	-
	FRANCHISE AND NHL TOTALS		**2**	**117**	**8**	**0**	**4.07**	**0-2-0**	**-**	**-**	**-**	**-**	**-**	**-**

CAREER NOTES: 2008-09: Played in two games for the Coyotes, making his NHL debut on Mar. 8 at NYI…Stopped 23 of 26 shots in a 3-2 loss at NYI…Appeared in 51 games for San Antonio (AHL), posting a record of 25-22-2 with a 2.61 GAA, a .909 SV% and six shutouts…Set AHL career-highs in wins (25) and shutouts (6)…Ranked 2nd in the AHL in shutouts (6) and T-12th in wins (25)…Named Reebok X-Pulse/AHL Goaltender of the Month for January after going 9-4-0 with a 2.01 GAA, a .933 SV% and one shutout in 13 games…Stopped all 47 shots he faced in a shutout win over Peoria, Jan. 18…In the month of December, went 9-2-0 with a 1.90 GAA and three shutouts…**2007-08:** Appeared in 43 regular season games for San Antonio (AHL), posting a record of 22-14-4 with a 2.65 GAA and a .910 SV%…Ranked 18th among AHL goaltenders in wins (22) and 20th in save percentage (.910)…Played in six of San Antonio's seven Calder Cup Playoff games…Posted a 3-3 record with a 1.85 GAA, a .941 SV% and one shutout…Ranked 2nd among AHL goaltenders in playoff save percentage (.941) and 3rd in playoff GAA (1.85)…**2006-07:** Appeared in 37 games for San Antonio, posting a 15-18-2 record with a 2.58 GAA in his first professional season…Registered one shutout on the season…Ranked 2nd in the AHL among rookie goalies in GAA (2.58) and 8th overall in SV% (.920)…Began the year with Phoenix RoadRunners (ECHL)…Went 4-4-0 with a 3.12 GAA…**2005-06:** Backstopped Moncton to Memorial Cup Finals…Led QMJHL goaltenders in playoff wins (15)…In regular season, ranked 3rd in QMJHL in wins (38), T-11th in GAA (3.00), T-4th in SV% (.908), 4th in saves (1585) and T-2nd in shutouts (4)…Honored as QMJHL Goaltender of the Month for January…Named CHL Goaltender of the Week and QMJHL Defensive Player of the Week for period ending Jan. 8…Acquired by Moncton from Victoriaville in trade on Dec. 21…**2004-05:** Ranked 11th in QMJHL in wins, T-12th save percentage (.906), T-3rd in shutouts…Led league in saves (1656)…Twice named QMJHL Defensive Player of the Week (periods ending Dec. 5 and Jan. 9) during season…**2003-04:** Ranked 13th in QMJHL in saves (1192)…Twice honored as QMJHL Defensive Player of the Week (periods ending Oct. 19 and Feb. 8)…**2002-03:** Collected record of 4-3-0 with 3.33 goals against average in first season of major junior hockey.

SEAN ZIMMERMAN — D

Height: 6'2" Weight: 210 lbs Shoots: Right
Born: May 24, 1987, Denver, Colorado
Acquired: From New Jersey for Kevin Cormier, Sept. 13, 2008
Drafted: New Jersey's 6th choice (6th round, 170th overall) in the 2005 Entry Draft

			REGULAR SEASON					PLAYOFFS				
SEASON	TEAM	LEAGUE	GP	G	A	PTS	PIM	GP	G	A	PTS	PIM
2003-04	Spokane	WHL	67	4	4	8	16	4	0	0	0	0
2004-05	Spokane	WHL	71	2	14	16	36	-	-	-	-	-
2005-06	Spokane	WHL	72	2	19	21	44	-	-	-	-	-
	Albany	AHL	6	0	0	0	4	-	-	-	-	-
2006-07	Spokane	WHL	60	2	12	14	69	6	0	2	2	2
	Lowell	AHL	1	0	0	0	2	-	-	-	-	-
2007-08	Lowell	AHL	66	0	6	6	47	-	-	-	-	-
	Trenton	ECHL	8	0	1	1	10	-	-	-	-	-
2008-09	San Antonio	AHL	36	2	0	2	30	-	-	-	-	-
	Arizona	CHL	20	0	3	3	20	-	-	-	-	-

CAREER NOTES: 2008-09: Played in 36 games for San Antonio, finishing with two goals and 30 PIM…Also played in 20 contests for Arizona (CHL), where he collected three assists and 20 PIM…**2007-08:** Appeared in 66 games for Lowell (AHL), recording six assists and 47 PIM…Also registered an assist in eight games for Trenton of the ECHL…**2006-07:** Spent the season Spokane (WHL) and collected 2-12-14…Appeared in six playoff games…Played one game for Lowell (AHL)…Represented the United States in the 2007 World Junior Championships…**2005-06:** Registered 2-19-21 in 72 games for Spokane…Played in six AHL contests for Albany…**2004-05:** Collected 2-14-16 in 71 games for Spokane…**2003-04:** In his first season in the WHL, notched 4-4-8 in 67 games for Spokane.

FUTURE COYOTES

Brett Bennett — G

Height: 6'1" Weight: 185 Catches: Left
Born: Mar. 8, 1988, Buffalo, New York
Acquired: Phoenix's 4th choice (5th round, 130th overall) in the 2006 Entry Draft

			REGULAR SEASON						PLAYOFFS					
SEASON	TEAM	LEAGUE	GP	MIN	GA	SO	GAA	W-L-T	GP	MIN	GA	SO	GAA	W-L
2004-05	US National U-17	USDP	23	1217	56	1	2.76	10-7-1	10	598	20	3	2.01	7-3
2005-06	US National U-18	USDP	5	238	5	0	1.26	3-0-0	-	-	-	-	-	-
2006-07	Boston University	H.E.	1	60	1	0	1.00	1-0-0	-	-	-	-	-	-
2007-08	Boston University	H.E.	31	1780	78	3	2.63	16-10-3	-	-	-	-	-	-
2008-09	Indiana	USHL	54	3110	134	4	2.59	35-17-2	13	789	31	1	2.36	9-4

Tim Billingsley — D

Height: 6'1" Weight: 190 Shoots: Right
Born: Jan. 17, 1990, Ottawa, Ontario
Acquired: Phoenix's 8th choice (7th round, 189th overall) in the 2008 Entry Draft

			REGULAR SEASON					PLAYOFFS				
SEASON	TEAM	LEAGUE	GP	G	A	PTS	PIM	GP	G	A	PTS	PIM
2006-07	Mississauga St. Michael's	OHL	49	2	6	8	24	-	-	-	-	-
2007-08	Mississauga St. Michael's	OHL	68	5	22	27	95	2	0	0	0	2
2008-09	Mississauga St. Michael's	OHL	45	0	8	8	64	11	0	3	3	18

Evan Bloodoff — LW

Height: 5'11" Weight: 190 Shoots: Left
Born: Nov. 21, 1990, Castlegar, British Columbia
Acquired: Phoenix's 6th choice (6th round, 157th overall) in the 2009 Entry Draft

			REGULAR SEASON					PLAYOFFS				
SEASON	TEAM	LEAGUE	GP	G	A	PTS	PIM	GP	G	A	PTS	PIM
2006-07	Kelowna	WHL	59	4	4	8	20	-	-	-	-	-
2007-08	Kelowna	WHL	69	15	12	27	69	7	1	0	1	4
2008-09	Kelowna	WHL	71	12	9	21	77	22	3	3	6	10

Mathieu Brodeur — D

Height: 6'5" Weight: 210 Shoots: Left
Born: June 21, 1990, Laval, Quebec
Acquired: Phoenix's 5th choice (3rd round, 76th overall) in the 2008 Entry Draft

			REGULAR SEASON					PLAYOFFS				
SEASON	TEAM	LEAGUE	GP	G	A	PTS	PIM	GP	G	A	PTS	PIM
2006-07	Laurentides	QAAA	44	5	7	12	58	15	2	4	6	18
2007-08	Cape Breton	QMJHL	69	1	6	7	27	11	0	0	0	6
2008-09	Cape Breton	QMJHL	61	3	12	15	15	11	1	3	4	4

FUTURE COYOTES

Chris Brown — RW

Height: 6'2" Weight: 195 Shoots: Right
Born: Feb. 3, 1991, Flower Mound, Texas
Acquired: Phoenix's 2nd choice (2nd round, 36th overall) in the 2009 Entry Draft

			REGULAR SEASON					PLAYOFFS				
SEASON	TEAM	LEAGUE	GP	G	A	PTS	PIM	GP	G	A	PTS	PIM
2007-08	U.S. National U-17	NTDP	63	13	7	20	74	-	-	-	-	-
2008-09	U.S. National U-18	NTDP	62	20	18	38	120	-	-	-	-	-

Scott Darling — G

Height: 6'6" Weight: 190 Catches: Left
Born: Dec. 22, 1988, Lemont, Illinois
Acquired: Phoenix's 7th choice (6th round, 153rd overall) in the 2007 Entry Draft

			REGULAR SEASON						PLAYOFFS					
SEASON	TEAM	LEAGUE	GP	MIN	GA	SO	GAA	W-L-T	GP	MIN	GA	SO	GAA	W-L
2006-07	Capital District	EJHL	22	1243	70	1	3.38	9-9-3	-	-	-	-	-	-
	North Iowa	NAHL	1	15	3	0	12.00	0-0-0	-	-	-	-	-	-
2007-08	Indiana	USHL	42	2391	121	1	3.04	27-10-2	3	179	11	0	3.69	1-2
2008-09	Maine	H.E.	27	1566	72	3	2.76	10-14-3	-	-	-	-	-	-

Oliver Ekman-Larsson — D

Height: 6'2" Weight: 176 Shoots: Left
Born: July 17, 1991, Karlskrona, Sweden
Acquired: Phoenix's 1st choice (1st round, 6th overall) in the 2009 Entry Draft

			REGULAR SEASON					PLAYOFFS				
SEASON	TEAM	LEAGUE	GP	G	A	PTS	PIM	GP	G	A	PTS	PIM
2007-08	Tingsryd	Sweden-3	27	3	5	8	10	-	-	-	-	-
2008-09	Leksand	Sweden-2	39	3	14	17	32	-	-	-	-	-

Maxim Goncharov — D

Height: 6'0" Weight: 176 Shoots: Right
Born: June 15, 1989, Moscow, Russia
Acquired: Phoenix's 5th choice (5th round, 123rd overall) in the 2007 Entry Draft

			REGULAR SEASON					PLAYOFFS				
SEASON	TEAM	LEAGUE	GP	G	A	PTS	PIM	GP	G	A	PTS	PIM
2006-07	CSKA Moscow	Russia	18	0	0	0	10	5	0	0	0	2
2007-08	CSKA Moscow	Russia	47	3	3	6	38	6	0	2	2	0
	CSKA Moscow 2	Russia-3	4	0	2	2	35	3	0	0	0	8
2008-09	CSKA Moscow	KHL (Russia)	47	7	7	14	50	7	0	0	0	4

FUTURE COYOTES

Brett Hextall — C

Height: 5'10" Weight: 176 Shoots: Right
Born: April 2, 1988, Philadelphia, Pennsylvania
Acquired: Phoenix's 7th choice (6th round, 159th overall) in the 2008 Entry Draft

			REGULAR SEASON					PLAYOFFS				
SEASON	TEAM	LEAGUE	GP	G	A	PTS	PIM	GP	G	A	PTS	PIM
2006-07	Penticton	BCHL	59	18	27	45	156	11	2	2	4	8
2007-08	Penticton	BCHL	54	24	48	72	52	15	12	3	15	12
2008-09	North Dakota	WCHA	42	12	14	26	91	-	-	-	-	-



Anton Krysanov — C

Height: 6'3" Weight: 198 Shoots: Left
Born: Mar. 25, 1987, Togliatti, Russia
Acquired: Phoenix's 4th choice (5th round, 148th overall) in the 2005 Entry Draft

			REGULAR SEASON					PLAYOFFS				
SEASON	TEAM	LEAGUE	GP	G	A	PTS	PIM	GP	G	A	PTS	PIM
2002-03	Togliatti-2	Russia-3	9	1	3	4	2	-	-	-	-	-
2003-04	Togliatti-2	Russia-3	18	2	3	5	2	-	-	-	-	-
2004-05	Togliatti-2	Russia-3	34	13	13	26	32	-	-	-	-	-
	Togliatti	Russia	15	1	0	1	2	-	-	-	-	-
2005-06	Togliatti	Russia	48	3	3	6	24	8	0	0	0	2
2006-07	Togliatti	Russia	48	1	15	16	14	3	0	0	0	4
2007-08	Togliatti	Russia	54	9	11	20	22	4	0	1	1	0
	Togliatti-2	Russia-3	2	2	1	3	2	-	-	-	-	-
2008-09	Togliatti	KHL (Russia)	46	8	11	19	14	5	0	3	3	4

Michael Lee — G

Height: 6'0" Weight: 190 Catches: Left
Born: Oct. 5, 1990, Roseau, Minnesota
Acquired: Phoenix's 3rd choice (3rd round, 91st overall) in the 2009 Entry Draft

			REGULAR SEASON						PLAYOFFS					
SEASON	TEAM	LEAGUE	GP	MIN	GA	SO	GAA	W-L-T	GP	MIN	GA	SO	GAA	W-L
2007-08	Roseau High	H.S. (MN)	29	1479	-	14	1.10	-	-	-	-	-	-	-
2008-09	Fargo	USHL	48	2745	110	3	2.40	26-15-4	10	545	24	1	2.64	7-3

FUTURE COYOTES

Dmitri Pestunov — C

Height: 5'9" **Weight:** 196 **Shoots:** Left
Born: Jan. 22, 1985, Ust Kamenogorsk, Kazakhstan
Acquired: Phoenix's 2nd choice (3rd round, 80th overall) in the 2003 Entry Draft

			REGULAR SEASON					PLAYOFFS				
SEASON	TEAM	LEAGUE	GP	G	A	PTS	PIM	GP	G	A	PTS	PIM
2001-02	Magnitogorsk 2	Russia-3	n/a									
	Magnitogorsk	Russia-Jr.	7	3	8	11	14	-	-	-	-	-
2002-03	Magnitogorsk	Russia	32	4	0	4	0	-	-	-	-	-
	Magnitogorsk 18	Russia-Jr.	2	2	5	7	0	-	-	-	-	-
2003-04	Magnitogorsk 2	Russia-3	n/a									
	Magnitogorsk	Russia	51	6	7	13	40	14	0	3	3	25
	Magnitogorsk	Russia-Jr.	6	3	15	18	2	3	0	2	2	4
2004-05	Magnitogorsk	Russia	37	4	4	8	46	-	-	-	-	-
	Spartak	Russia	12	1	1	2	14	-	-	-	-	-
2005-06	Magnitogorsk	Russia	48	6	15	21	58	4	0	1	1	0
2006-07	Magnitogorsk	Russia	53	5	18	23	26	11	0	0	0	8
2007-08	Spartak	Russia	51	8	17	25	56	5	0	0	0	16
2008-09	Omsk	KHL (Russia)	56	7	34	41	58	9	0	3	3	16

Vladimir Ruzicka — C

Height: 6'1" **Weight:** 196 **Shoots:** Left
Born: Feb. 17, 1989, Most, Czech Republic
Acquired: Phoenix's 5th choice (4th round, 103rd overall) in the 2007 Entry Draft

			REGULAR SEASON					PLAYOFFS				
SEASON	TEAM	LEAGUE	GP	G	A	PTS	PIM	GP	G	A	PTS	PIM
2002-03	Slavia Praha	Czech – U18	20	1	5	6	2	1	0	0	0	0
2003-04	Slavia Praha	Czech – U18	51	18	34	52	24	7	5	8	13	4
2004-05	Slavia Praha	Czech – U18	38	22	39	61	38	6	4	4	8	10
2005-06	Slavia Praha	Czech – U18	3	3	6	9	22	6	5	7	12	14
	Slavia Praha	Czech – U20	37	15	26	41	42	1	0	1	1	0
	Slavia Praha	Czech	13	1	1	2	4	-	-	-	-	-
2006-07	Slavia Praha	Czech – U20	37	24	34	58	54	4	1	2	3	4
	Slavia Praha	Czech	3	0	0	0	0	-	-	-	-	-
2007-08	Slavia Praha	Czech	42	7	8	15	18	19	1	0	1	4
	Slavia Jr.	Czech – Jr.	1	0	0	0	4	1	0	0	0	2
2008-09	Slavia Praha	Czech	36	5	6	11	14	14	2	1	3	6

Jared Staal — RW

Height: 6'3" **Weight:** 210 **Shoots:** Right
Born: Aug. 21, 1990, Thunder Bay, Ontario
Acquired: Phoenix's 3rd choice (2nd round, 49th overall) in the 2008 Entry Draft

			REGULAR SEASON					PLAYOFFS				
SEASON	TEAM	LEAGUE	GP	G	A	PTS	PIM	GP	G	A	PTS	PIM
2006-07	Sudbury	OHL	63	2	1	3	18	21	1	0	1	2
2007-08	Sudbury	OHL	60	21	28	49	44	-	-	-	-	-
2008-09	Sudbury	OHL	67	19	33	52	38	6	0	1	1	2
	San Antonio	AHL	5	0	0	0	0	-	-	-	-	-

FUTURE COYOTES

Michael Stone — D

Height: 6'3" Weight: 200 Shoots: Right
Born: June 7, 1990, Winnipeg, Manitoba
Acquired: Phoenix's 4th choice (3rd round, 69th overall) in the 2008 Entry Draft

			REGULAR SEASON					PLAYOFFS				
SEASON	TEAM	LEAGUE	GP	G	A	PTS	PIM	GP	G	A	PTS	PIM
2006-07	Calgary	WHL	55	2	18	20	32	17	0	3	3	14
2007-08	Calgary	WHL	71	10	25	35	28	14	3	4	7	10
2008-09	Calgary	WHL	69	19	42	61	87	18	2	11	13	16

Chris Summers — D

Height: 6'2" Weight: 180 Shoots: Left
Born: Feb. 5, 1988, Ann Arbor, Michigan
Acquired: Phoenix's 2nd choice (1st round, 29th overall) in the 2006 Entry Draft

			REGULAR SEASON					PLAYOFFS				
SEASON	TEAM	LEAGUE	GP	G	A	PTS	PIM	GP	G	A	PTS	PIM
2004-05	US National U-17	USDP	51	5	7	12	30	-	-	-	-	-
2005-06	US National U-18	USDP	59	6	11	17	87	-	-	-	-	-
2006-07	Michigan	CCHA	41	6	8	14	58	-	-	-	-	-
2007-08	Michigan	CCHA	41	2	11	13	65	-	-	-	-	-
2008-09	Michigan	CCHA	41	4	13	17	40	-	-	-	-	-

Jordan Szwarz — RW

Height: 5'11" Weight: 186 Shoots: Right
Born: May 14, 1991, Burlington, Ontario
Acquired: Phoenix's 4th choice (4th round, 97th overall) in the 2009 Entry Draft

			REGULAR SEASON					PLAYOFFS				
SEASON	TEAM	LEAGUE	GP	G	A	PTS	PIM	GP	G	A	PTS	PIM
2007-08	Saginaw	OHL	65	12	21	33	56	4	0	0	0	2
2008-09	Saginaw	OHL	67	17	34	51	76	8	1	5	6	10

Justin Weller — D

Height: 6'3" Weight: 200 Shoots: Right
Born: July 26, 1991, Daysland, Alberta
Acquired: Phoenix's 5th choice (4th round, 105th overall) in the 2009 Entry Draft

			REGULAR SEASON					PLAYOFFS				
SEASON	TEAM	LEAGUE	GP	G	A	PTS	PIM	GP	G	A	PTS	PIM
2007-08	Red Deer	WHL	49	0	3	3	40	-	-	-	-	-
2008-09	Red Deer	WHL	32	0	4	4	30	-	-	-	-	-

2009 ENTRY DRAFT SELECTIONS



The Coyotes selected defenseman Oliver Ekman-Larsson with the sixth overall pick in the 2009 NHL Entry Draft in Montréal.

Oliver Ekman-Larsson: (Born – July 17, 1991, Karlskrona, SWE)…Selected 1st round (6th overall)…6-foot-2, 176 pounds…Defense…Shoots left…a member of Team Sweden at the 2009 Under-18 World Championships, he ranked 2nd in scoring among defensemen with 2-6-8 in six games, helping Sweden finish fifth…in 2008-09, while playing for Leksand in the second-highest professional league in Sweden, he ranked 1st in the league with a +44 rating and 1st in points (17) among under-18 players…as the youngest player on his team, he recorded 14 assists from the blue-line in 39 games…likes to play offensively, often carrying the puck into the neutral zone…has the frame, speed and skill to dominate…he is a smooth skater and can handle the puck at top speed…often quarterbacks the power-play and has a hard shot from the blue line.

Chris Brown: (Born – Feb. 3, 1991, Flower Mound, TX)…Selected 2nd round (36th overall)…6-foot-2, 191 pounds…Right Wing…Shoots right…in 2008-09, Brown led the U.S. Under-18 team in penalty minutes (120) and finished 2nd on the team in power-play goals (10)…finished with 20-18-38 in 62 games…in 17 international games he notched 7-6-13…in the fall of 2009, he will attend the University of Michigan as the school's first-ever recruit from Texas…plays a tough and physical style game, sets the tone of the game by taking the body hard and making a statement right from the opening face-off…will drive his way through checks to get to the puck and is a very good skater with a long, smooth stride with balance and agility…has very good anticipation of the play, and plays a solid two-way game.

Mike Lee: (Born – Oct. 5, 1990, Roseau, MN)…Selected 3rd round (91st overall)…6-foot-1, 185 pounds…Goalie…Catches left…posted a 26-15-4 record, including three shutouts, with a 2.40 goals-against-average and a .918 save percentage in 2008-09 with Fargo (USHL)…his win total and save percentage ranked 2nd among USHL goaltenders…named 2008-09 USHL Goaltender of the Year, was named to the 2008-09 USHL All-Rookie Team and played in the 2009 USHL All-Star Game…honored as the Dave Peterson Goalie of the Year, a coveted award for USA Hockey members.

Jordan Szwarz: (Born – May 14, 1991, Burlington, ON)…Selected 4th round (97th overall)…5-foot-11, 189 pounds…Right wing…Shoot right…recorded 17-34-51 and 76 PIM in 67 games last season with the Saginaw Spirit of the OHL…ranked 2nd on the team with a +17 rating as well as 4th in points…also registered 1-5-6 and 10 PIM in eight playoff contests…collected 12-21-33 with 56 PIM and a +11 rating in 65 games with Saginaw in 2007-08 while also appearing in four postseason contests.

Justin Weller: (Born – July 26, 1991, Daysland, AB)…Selected 4th round (105th overall)…6-foot-3, 200 pounds…Defense…Shoots right…appeared in 32 games with the Red Deer Rebels of the WHL last season, finishing with four assists and 30 PIM…was limited to just 32 games due to injury…played in 49 games for Red Deer in 2007-08, collecting three assists and 40 PIM.

Evan Bloodoff: (Born – Nov. 21, 1990, Castlegar, BC)…Selected 6th round (157th overall)…5-foot-11, 190 pounds…Left wing…Shoots left…played in 71 games for the Kelowna Rockets of the WHL last season, collecting 12-9-21 and 77 PIM…also added 3-3-6 in 22 playoff games as Kelowna captured the WHL Championship before advancing to the Memorial Cup Finals…in 2007-08, he recorded 15-12-27 and 69 PIM in 69 games for Kelowna…registered 4-4-8 and 20 PIM as a WHL rookie in 2006-07.

2009 TRAINING CAMP ROSTER

GOALTENDERS

NO	NAME	POS	HT	WT	C	BIRTHPLACE	BIRTHDATE	2008-09 CLUB	GP	MIN	W-L-T	SO	GAA
1	LABARBERA, Jason	G	6-3	225	L	Burnaby, British Columbia	Jan. 18, 1980	Vancouver (NHL)	9	451	3-2-2	0	2.66
								Los Angeles (NHL)	19	995	5-8-4	2	2.83
30	BRYZGALOV, Ilya	G	6-3	208	L	Togliatti, Russia	June 22, 1980	Phoenix (NHL)	65	3760	26-31-6	3	2.98
31	GISTEDT, Joel	G	5-11	180	L	Uddevalla, Sweden	Dec. 7, 1987	Arizona (CHL)	29	1533	10-15-1	0	4.15
								San Antonio (AHL)	1	20	0-0-0	0	6.00
35	MONTOYA, Al	G	6-2	185	L	Glenview, Illinois	Feb. 13, 1985	Phoenix (NHL)	5	259	3-1-0	1	2.08
								San Antonio (AHL)	29	1562	7-17-2	0	3.23
42	TORDJMAN, Josh	G	6-1	155	L	Montreal, Quebec	Jan. 11, 1985	Phoenix (NHL)	2	117	0-2-0	0	4.07
								San Antonio (AHL)	51	2921	25-22-2	6	2.61

DEFENSEMEN

NO	NAME	POS	HT	WT	S	BIRTHPLACE	BIRTHDATE	2008-09 CLUB	GP	G	A	PTS	PIM
3	YANDLE, Keith	D	6-2	200	L	Boston, Massachusetts	Sept. 9, 1986	Phoenix (NHL)	69	4	26	30	37
4	MICHALEK, Zbynek	D	6-1	210	R	Jindrichuv Hradec, Czech Rep.	Dec. 23, 1982	Phoenix (NHL)	82	6	21	27	28
5	JONES, Matt	D	6-0	215	L	Downers Grove, Illinois	Aug. 8, 1983	San Antonio (AHL)	58	2	4	6	40
6	SCHLEMKO, David	D	6-1	195	L	Edmonton, Alberta	May 7, 1987	Phoenix (NHL)	3	0	1	1	0
								San Antonio (AHL)	68	7	22	29	20
18	LEPISTO, Sami	D	6-1	195	L	Espoo, Finland	Oct. 17, 1984	Washington (NHL)	7	0	4	4	6
								Hershey (AHL)	70	4	38	42	80
20	VANDERMEER, Jim	D	6-1	215	L	Caroline, Alberta	Feb. 21, 1980	Calgary (NHL)	45	1	6	7	108
21	HESHKA, Shaun	D	6-1	200	R	Melville, Saskatchewan	July 30, 1985	Manitoba (AHL)	77	3	23	26	25
24	AHNELOV, Jonas	D	6-3	205	L	Huddinge, Sweden	Dec. 11, 1987	San Antonio (AHL)	43	1	6	7	35
33	AUCOIN, Adrian	D	6-2	212	R	Ottawa, Ontario	July 3, 1973	Calgary (NHL)	81	10	24	34	46
37	ROSS, Nick	D	6-1	195	L	Lethbridge, Alberta	Feb. 10, 1989	Kamloops (WHL)	40	4	18	22	51
								Vancouver (WHL)	34	7	14	21	32
40	LUPASCHUK, Ross*	D	6-2	220	R	Edmonton, Alberta	Jan. 19, 1981	Novosibirsk (KHL)	22	0	3	3	41
								Mora IK (Sweden)	9	2	8	10	14
43	ZIMMERMAN, Sean	D	6-2	210	R	Denver, Colorado	May 24, 1987	San Antonio (AHL)	36	2	0	2	30
								Arizona (CHL)	20	0	3	3	20
44	SAUER, Kurt	D	6-4	225	L	St. Cloud, Minnesota	Jan. 16, 1981	Phoenix (NHL)	68	1	6	7	36
45	SULLIVAN, Sean	D	6-0	195	L	Boston, Massachusetts	Mar. 29, 1984	San Antonio (AHL)	65	9	23	32	24
46	BRODEUR, Mathieu	D	6-5	210	L	Laval, Quebec	June 21, 1990	Cape Breton (QMJHL)	61	3	12	15	15
54	BILLINGSLEY, Tim	D	6-1	190	R	Ottawa, Ontario	Jan. 17, 1990	Mississauga (OHL)	45	0	8	8	64
55	JOVANOVSKI, Ed	D	6-2	220	L	Windsor, Ontario	June 26, 1976	Phoenix (NHL)	82	9	27	36	106
56	MAY, Jeff	D	6-2	200	L	Richmond, British Columbia	Apr. 4, 1987	San Antonio (AHL)	25	1	4	5	31
								Providence (AHL)	11	0	0	0	7
								Norfolk (AHL)	3	0	0	0	0
								Las Vegas (ECHL)	23	4	6	10	21
63	WELLER, Justin	D	6-3	200	R	Daysland, Alberta	July 26, 1991	Red Deer (WHL)	32	0	4	4	30
67	FRANK, Chris	D	6-1	230	L	Lynnwood, Washington	Jan. 8, 1986	San Antonio (AHL)	12	0	1	1	35
								Western Michigan (NCAA)	38	2	10	12	83
75	STONE, Michael	D	6-3	200	R	Winnipeg, Manitoba	June 7, 1990	Calgary (WHL)	69	19	42	61	87

2009 TRAINING CAMP ROSTER *(CONT'D)*

FORWARDS

NO	NAME	POS	HT	WT	S	BIRTHPLACE	BIRTHDATE	2008-09 CLUB	GP	G	A	PTS	PIM
8	UPSHALL, Scottie	RW	6-0	197	L	Fort McMurray, Alberta	Oct. 7, 1983	Phoenix (NHL)	19	8	5	13	26
								Philadelphia (NHL)	55	7	14	21	63
11	HANZAL, Martin	C	6-5	220	L	Pisek, Czech Republic	Feb. 20, 1987	Phoenix (NHL)	74	11	20	31	40
14	PYATT, Taylor	LW	6-4	230	L	Thunder Bay, Ontario	Aug. 19, 1981	Vancouver (NHL)	69	10	9	19	43
15	LOMBARDI, Matthew	C	6-0	198	L	Montreal, Quebec	Mar. 18, 1982	Phoenix (NHL)	19	5	11	16	14
								Calgary (NHL)	50	9	21	30	30
16	PRUCHA, Petr	RW	6-0	175	R	Chrudim, Czech Republic	Sept. 14, 1982	Phoenix (NHL)	19	2	8	10	6
								New York Rangers (NHL)	28	4	5	9	16
17	VRBATA, Radim	RW	6-1	190	R	Mlada Boleslav, Czech Rep.	June 13, 1981	Tampa Bay (NHL)	18	3	3	6	8
								Liberec (Czech)	7	7	2	9	2
								Mlada Boleslav (NHL)	11	5	3	8	18
19	DOAN, Shane	LW	6-2	225	R	Halkirk, Alberta	Oct. 10, 1976	Phoenix (NHL)	82	31	42	73	72
22	ORPIK, Andrew	RW	6-3	200	R	East Amherst, New York	Mar. 12, 1986	Boston College (NCAA)	36	5	12	17	36
23	PORTER, Kevin	RW	5-11	195	L	Northville, Michigan	Mar. 12, 1986	Phoenix (NHL)	34	5	5	10	4
								San Antonio (AHL)	42	13	22	35	14
26	PERRAULT, Joel	C	6-1	197	R	Montreal, Quebec	Apr. 6, 1983	Phoenix (NHL)	7	2	1	3	4
								San Antonio (AHL)	46	18	31	49	46
28	HOGGAN, Jeff	LW	6-1	195	L	Hope, British Columbia	Feb. 1, 1978	Phoenix (NHL)	4	0	1	1	7
								San Antonio (AHL)	60	22	13	35	64
29	KORPIKOSKI, Lauri	LW	6-1	195	L	Turku, Finland	July 28, 1986	New York (NHL)	68	6	8	14	14
32	HOLLWEG, Ryan	LW	5-11	210	L	Downey, California	Apr. 23, 1983	Toronto (NHL)	25	0	2	2	38
								Toronto (AHL)	28	2	1	3	34
34	WINNIK, Daniel	LW	6-2	210	L	Toronto, Ontario	Mar. 6, 1985	Phoenix (NHL)	49	3	4	7	63
								San Antonio (AHL)	5	0	0	0	0
36	STAAL, Jared	RW	6-3	210	R	Thunder Bay, Ontario	Aug. 21, 1990	San Antonio (AHL)	5	0	0	0	0
								Sudbury (OHL)	67	19	33	52	38
38	FIDDLER, Vernon	C	5-11	201	L	Edmonton, Alberta	May 9, 1980	Nashville (NHL)	78	11	6	17	24
39	MACLEAN, Brett	LW	6-2	200	R	Port Elgin, Ontario	Dec. 24, 1988	San Antonio (AHL)	74	21	19	40	33
41	TIKHONOV, Viktor	LW	6-2	190	LW	Riga, Latvia	May 12, 1988	Phoenix (NHL)	61	8	8	16	20
								San Antonio (AHL)	4	2	1	3	0
47	DOWNEY, Aaron	RW	6-0	216	R	Shelburne, Ontario	Aug. 27, 1974	Detroit (NHL)	4	1	1	2	7
								Grand Rapids (AHL)	65	2	7	9	126
48	LONG, Colin	C	5-11	186	C	Santa Ana, California	June 19, 1989	Kelowna (WHL)	68	33	58	91	28
49	MEYER, Stefan	LW	6-2	200	L	Medicine Hat, Alberta	July 20, 1985	Rochester (AHL)	65	18	22	40	57
51	BERNHARDT, Justin	C	6-1	185	R	Yorkton, Saskatchewan	Feb. 25, 1988	Prince Albert (WHL)	72	35	57	92	104
52	KOLARIK, Chad	C	5-10	180	R	Abington, Pennsylvania	Jan. 26, 1986	San Antonio (AHL)	76	20	30	50	47
58	SZWARZ, Jordan	RW	5-11	186	R	Burlington, Ontario	May 14, 1991	Saginaw (OHL)	67	17	34	51	76
62	SPINA, David	LW	5-10	185	L	Mesa, Arizona	June 5, 1983	San Antonio (AHL)	63	16	38	54	55
70	WATKINS, Matt	LW	5-11	180	L	Aylesbury, Saskatchewan	Nov. 12, 1986	North Dakota (NCAA)	41	7	7	14	40
74	LESSARD, Francis	RW	6-3	225	R	Montreal, Quebec	May 30, 1979	San Antonio (AHL)	59	2	2	4	324
76	FRITZ, Mitch	LW	6-7	255	L	Osoyoos, British Columbia	Nov. 24, 1980	New York Islanders (NHL)	20	0	0	0	42
								Bridgeport (AHL)	36	0	2	2	58
88	MUELLER, Peter	C	6-2	205	R	Bloomington, Minnesota	Apr. 14, 1988	Phoenix (NHL)	72	13	23	36	24
89	BOEDKER, Mikkel	RW	5-11	200	L	Bondby, Denmark	Dec. 16, 1989	Phoenix (NHL)	78	11	17	28	18
91	TURRIS, Kyle	C	6-1	185	R	New Westminster, B.C.	Aug. 14, 1989	Phoenix (NHL)	63	8	12	20	21
								San Antonio (AHL)	8	4	3	7	6

*PTO (Professional Tryout)

HOW THE TEAM WAS BUILT

PLAYER	HOW ACQUIRED
Adrian Aucoin	Signed as a free agent, July 2, 2009
Mikkel Boedker	Phoenix's 1st choice (1st round, 8th overall) in the 2008 Entry Draft
Ilya Bryzgalov	Claimed off waivers from Anaheim, Nov. 17, 2007
Shane Doan	Winnipeg's 1st choice (1st round, 7th overall) in the 1995 Entry Draft
Vernon Fiddler	Signed as a free agent, July 1, 2009
Martin Hanzal	Phoenix's 1st choice (1st round, 17th overall) in the 2005 Entry Draft
Ed Jovanovski	Signed as a free agent, July 1, 2006
Lauri Korpikoski	From NY Rangers in exchange for Enver Lisin, July 13, 2009
Jason LaBarbera	Signed as a free agent, July 1, 2009
Sami Lepisto	From Washington in exchange for a 5th round draft choice in the 2010 Entry Draft, June 27, 2009
Matthew Lombardi	From Calgary with Brandon Prust and a conditional 1st round draft choice for Olli Jokinen and a 3rd round draft choice in the 2009 Entry Draft, Mar. 4, 2009
Zbynek Michalek	From Minnesota for Erik Westrum and Dustin Wood, Aug. 26, 2005
Peter Mueller	Phoenix's 1st choice (1st round, 8th overall) in the 2006 Entry Draft
Kevin Porter	Phoenix's 5th choice (4th round, 119th overall) in the 2004 Entry Draft
Petr Prucha	From NY Rangers with Nigel Dawes and Dmitri Kalinin for Derek Morris, Mar. 4, 2009
Taylor Pyatt	Signed as a free agent, Sept. 2, 2009
Kurt Sauer	Signed as a free agent, July 1, 2008
Viktor Tikhonov	Phoenix's 2nd choice (1st round, 28th overall) in the 2008 Entry Draft
Kyle Turris	Phoenix's 1st choice (1st round, 3rd overall) in the 2007 Entry Draft
Scottie Upshall	From Philadelphia with a 2nd round draft choice in the 2011 Entry Draft for Daniel Carcillo, Mar. 4, 2009
Jim Vandermeer	From Calgary in exchange for Brandon Prust, June 27, 2009
Radim Vrbata	From Tampa Bay in exchange for Todd Fedoruk and David Hale, July 21, 2009
Daniel Winnik	Phoenix's 10th choice (9th round, 265th overall) in the 2004 Entry Draft
Keith Yandle	Phoenix's 3rd choice (4th round, 105th overall) in the 2005 Entry Draft

Drafted: 9 *Trades: 8* *Free Agents: 6* *Waivers: 1*

OFF-SEASON ROSTER CHANGES

OUT	TO	IN	FROM
Nigel Dawes	Calgary	Adrian Aucoin	Calgary
Todd Fedoruk	Tampa Bay	Vernon Fiddler	Nashville
Steven Goertzen	Carolina	Shaun Heshka	Vancouver
David Hale	Tampa Bay	Lauri Korpikoski	NY Rangers
Dmitri Kalinin	--	Jason LaBarbera	Vancouver
Ken Klee	--	Sami Lepisto	Washington
Joakim Lindstrom	--	Stefan Meyer	Florida
Enver Lisin	NY Rangers	Taylor Pyatt	Vancouver
Brian McGrattan	Calgary	Jim Vandermeer	Calgary
Garth Murray	Florida	Radim Vrbata	Tampa Bay
Brandon Prust	Calgary		
Steven Reinprecht	Florida		

SAN ANTONIO RAMPAGE (AHL)

AT&T Center
One AT&T Center
San Antonio, Texas 78219
Phone: (210) 444-5000
Fax: (210) 444-5737
SARampage.com

STAFF DIRECTORY

Chairman . . . . . Peter Holt
President, Business Operations/ Governor . . . . . Rick Pych
General Manager, Phoenix Coyotes . . . . . Don Maloney
General Manager, Rampage . . . . . Brad Treliving
Head Coach . . . . . Greg Ireland
Assistant Coach . . . . . Ray Edwards
Athletic Trainer . . . . . Mike Ermatinger
Equipment Manager . . . . . John Krouse
Assistant Equipment Manager . . . . . Bryan Connor
Director of Business Operations . . . . . Ryan Snider
Manager of Business Operations . . . . . Ed Chamberlain
Broadcast Operations Manager . . . . . Dan Weiss
Media Relations Manager/Marketing Coordinator . . . . . Katie Krause
Franchise Game Operations Manager . . . . . Evan Maxwell
Franchise Sales Manager . . . . . Matt Kalister
Sales Representatives . . . . . Nathan Costa, Elisa Trevino, Frank Torres, Brad Porch, Bryan Wimpee
Talent Resources Manager . . . . . Sonia Davies
Senior Vice President, Sales & Marketing/Alternate Governor . . . . . Frank Miceli
Executive Vice President, Corporate Partnership & Broadcasting, SS&E . . . . . Lawrence Payne
Senior Vice President, Finance & Corporate Administration, SS&E . . . . . Lori Warren
Vice President, Sales, SS&E . . . . . Joe Clark
Vice President, Community Relations, SS&E . . . . . Alison Fox
Vice President, General Manager/AT&T Center . . . . . John Sparks
Director of Sales, SS&E . . . . . Tim Salier

2009–10 REGULAR SEASON SCHEDULE

DATE	TIME	OPPONENT
10/02/2009	**7:00 PM**	**Texas Stars**
10/03/2009	7:00 PM	@Texas Stars
10/09/2009	5:30 PM	@Abbotsford Heat
10/10/2009	4:00 PM	@Abbotsford Heat
10/13/2009	6:00 PM	@Lake Erie Monsters
10/16/2009	7:30 PM	@Houston Aeros
10/17/2009	**7:00 PM**	**Grand Rapids Griffins**
10/18/2009	**3:00 PM**	**Grand Rapids Griffins**
10/23/2009	**7:00 PM**	**Hamilton Bulldogs**
10/24/2009	**7:00 PM**	**Houston Aeros**
10/25/2009	**3:00 PM**	**Houston Aeros**
10/30/2009	**7:00 PM**	**Texas Stars**
11/04/2009	7:05 PM	@Rockford IceHogs
11/05/2009	7:00 PM	@Peoria Rivermen
11/07/2009	7:30 PM	@Houston Aeros
11/13/2009	**7:00 PM**	**Chicago Wolves**
11/15/2009	**3:00 PM**	**Texas Stars**
11/20/2009	**7:00 PM**	**Peoria Rivermen**
11/24/2009	**7:00 PM**	**Milwaukee Admirals**
11/28/2009	**7:00 PM**	**Milwaukee Admirals**
12/03/2009	11:00 AM	@Houston Aeros
12/04/2009	**7:00 PM**	**Houston Aeros**
12/06/2009	**5:00 PM**	**Texas Stars**
12/09/2009	6:00 PM	@Grand Rapids Griffins
12/11/2009	7:00 PM	@Milwaukee Admirals
12/12/2009	7:00 PM	@Peoria Rivermen
12/16/2009	7:00 PM	@Houston Aeros
12/18/2009	**7:00 PM**	**Grand Rapids Griffins**
12/19/2009	7:05 PM	@Rockford IceHogs
12/20/2009	4:00 PM	@Milwaukee Admirals
12/26/2009	7:30 PM	@Houston Aeros
12/27/2009	**3:00 PM**	**Texas Stars**
12/30/2009	**7:00 PM**	**Syracuse Crunch**
01/01/2010	**7:00 PM**	**Abbotsford Heat**
01/02/2010	**7:00 PM**	**Abbotsford Heat**
01/06/2010	6:00 PM	@Grand Rapids Griffins
01/07/2010	7:00 PM	@Milwaukee Admirals
01/09/2010	**7:00 PM**	**Rockford IceHogs**
01/12/2010	7:30 PM	@Texas Stars
01/14/2010	**7:00 PM**	**Chicago Wolves**
01/15/2010	**7:00 PM**	**Chicago Wolves**
01/17/2010	**3:00 PM**	**Toronto Marlies**
01/23/2010	**7:00 PM**	**Milwaukee Admirals**
01/24/2010	**3:00 PM**	**Milwaukee Admirals**
01/27/2010	10:30 AM	@Toronto Marlies
01/29/2010	6:30 PM	@Syracuse Crunch
01/30/2010	6:30 PM	@Lake Erie Monsters
02/03/2010	6:30 PM	@Hamilton Bulldogs
02/05/2010	7:30 PM	@Manitoba Moose
02/06/2010	7:30 PM	@Manitoba Moose
02/12/2010	7:00 PM	@Peoria Rivermen
02/13/2010	7:00 PM	@Peoria Rivermen
02/14/2010	4:00 PM	@Milwaukee Admirals
02/17/2010	7:00 PM	@Chicago Wolves
02/19/2010	7:05 PM	@Rockford IceHogs
02/20/2010	7:05 PM	@Rockford IceHogs
02/21/2010	3:00 PM	@Chicago Wolves
02/24/2010	6:00 PM	@Grand Rapids Griffins
02/26/2010	**7:00 PM**	**Manitoba Moose**
02/27/2010	**7:00 PM**	**Manitoba Moose**
02/28/2010	5:00 PM	@Texas Stars
03/03/2010	**7:00 PM**	**Houston Aeros**
03/05/2010	7:30 PM	@Houston Aeros
03/06/2010	**7:00 PM**	**Rockford IceHogs**
03/07/2010	**3:00 PM**	**Rockford IceHogs**
03/09/2010	**7:00 PM**	**Peoria Rivermen**
03/12/2010	**7:00 PM**	**Texas Stars**
03/13/2010	7:00 PM	@Texas Stars
03/14/2010	**3:00 PM**	**Peoria Rivermen**
03/17/2010	**7:00 PM**	**Peoria Rivermen**
03/20/2010	7:00 PM	@Chicago Wolves
03/21/2010	3:00 PM	@Chicago Wolves
03/27/2010	**7:00 PM**	**Lake Erie Monsters**
03/28/2010	**3:00 PM**	**Lake Erie Monsters**
04/02/2010	7:30 PM	@Texas Stars
04/03/2010	**7:00 PM**	**Chicago Wolves**
04/06/2010	7:30 PM	@Texas Stars
04/08/2010	**7:00 PM**	**Houston Aeros**
04/10/2010	**7:00 PM**	**Rockford IceHogs**
04/11/2010	**3:00 PM**	**Houston Aeros**

SAN ANTONIO RAMPAGE COACHING STAFF

GREG IRELAND

Head Coach, San Antonio Rampage

Greg Ireland enters his third season as head coach of the San Antonio Rampage, the American Hockey League (AHL) affiliate of the Coyotes. In his first two seasons with the Rampage, Ireland has led the club to a record of 78-66-5-11. In 2007-08, in his first season with San Antonio, Ireland led the team to their first Calder Cup Playoff appearance since the club's inaugural season of 2002-03. The Rampage finished the regular season with a record of 42-28-3-7 for 94 points, marking the third-highest point total ever by a Coyotes AHL affiliate.

Ireland spent the previous four seasons as head coach of the Grand Rapids Griffins of the AHL, guiding the club to a 177-115-17-11 record during his tenure. The 177 wins were the fourth most by an AHL team from 2003-04 to 2006-07. During his time with the Griffins, 27 players were promoted from Grand Rapids to the NHL.

In 2004-05, Ireland coached Grand Rapids to a record of 55-20-1-4 as the club captured the MacGregor Kilpatrick Trophy for the AHL's best regular season mark. The team's 55 wins that season were the third most in the history of the AHL as well as a franchise record.

The Griffins advanced to the AHL Western Conference Finals in 2006. Ireland guided his club past the Toronto Marlies before defeating the Manitoba Moose, who were coached by current Vancouver Canucks head coach and the 2007 NHL Coach of the Year Alain Vigneault.

Ireland was as an assistant coach with the Hamilton Bulldogs during the 2003 AHL playoffs during which the team advanced to the AHL Calder Cup Championship Finals before falling in a seven-game series.

Prior to his stint with Hamilton, Ireland served as general manager and head coach of the Dayton Bombers of the East Coast Hockey League (ECHL) from 1998-99 to 2002-03. He led the Bombers to a record of 175-134-47 during his five seasons with the club and guided the team to the 2002 ECHL Kelly Cup Finals. Over 90 Bombers' players advanced from the ECHL to the AHL and International Hockey League (IHL) during Ireland's tenure in Dayton.

Greg and his wife, Erin, have two sons, Jake and Brennan.

RAY EDWARDS

Assistant Coach, San Antonio Rampage

Ray Edwards enters his third season as assistant coach of the San Antonio Rampage, the Coyotes' top minor league affiliate in the American Hockey League. In his first two seasons with San Antonio, Edwards has helped guide the team to a record of 78-66-5-11. In 2007-08, his first season with the club, he helped guide the Rampage to their first Calder Cup Playoff appearance since the club's inaugural season of 2002-03. The Rampage finished the 2007-08 regular season with a record of 42-28-3-7 for 94 points, marking the third-highest point total ever by a Coyotes AHL affiliate.

Edwards, 39, coached in the Central Hockey League (CHL) and East Coast Hockey League (ECHL) for seven years, most recently with the New Mexico Scorpions of the CHL where he guided the team to the Conference Finals in 2006-07. Prior to working in New Mexico, Edwards led the San Angelo Saints to the CHL President's Cup Playoffs in each of his two seasons with the team. He was named the 2004 CHL Coach of the Year in his first season with San Angelo after guiding the Saints to a 35-point turnaround and leading them to a 37-19-8 record and a Southwest Division title.

A native of Wasaga Beach, Ontario, Edwards began his coaching career in 1998 when he took over the ECHL's Huntington Blizzard at the age of 28. The following season, Edwards led the Blizzard to their most successful season, posting a 35-25-10 record. Edwards has also had stints with the ECHL's Cincinnati Cyclones (2001-02) and the Pensacola Ice Pilots (2002-03).

As a player, Edwards played in 309 ECHL games over seven seasons with Dayton, Birmingham, and Huntington, registering 83 goals, 91 assists and 174 points as well as 1,253 penalty minutes. He also attended National Hockey League training camps with the Los Angeles Kings, Chicago Blackhawks, and Ottawa Senators.

Ray and his wife, Leesa, have a son, Holden, and daughter, Raechel.

AHL 2008-09 FINAL STANDINGS

EASTERN CONFERENCE

Atlantic Division

	GP	W	L	OTL	SOL	PTS	GF	GA
Hartford	80	46	27	3	4	99	243	216
Providence	80	43	29	2	6	94	238	232
Portland	80	39	31	3	7	88	249	239
Worcester	80	42	35	1	2	87	223	223
Manchester	80	37	35	0	8	82	211	218
Lowell	80	35	36	2	7	79	213	243
Springfield	80	24	44	8	4	60	188	258

East Division

	GP	W	L	OTL	SOL	PTS	GF	GA
Hershey	80	49	23	2	6	106	296	240
Bridgeport	80	49	23	3	5	106	241	212
W-B/Scranton	80	49	25	3	3	104	274	212
Philadelphia	80	43	30	2	5	93	234	232
Binghamton	80	41	30	5	4	91	232	238
Norfolk	80	33	38	4	5	75	236	269
Albany	80	33	40	3	4	73	219	258

WESTERN CONFERENCE

North Division

	GP	W	L	OTL	SOL	PTS	GF	GA
Manitoba	80	50	23	1	6	107	239	188
Hamilton	80	49	27	4	0	102	263	201
Grand Rapids	80	43	25	6	6	98	255	226
Toronto	80	39	29	5	7	90	240	229
Syracuse	80	40	32	5	3	88	214	226
Lake Erie	80	34	38	3	5	76	199	218
Rochester	80	29	43	0	8	66	184	259

West Division

	GP	W	L	OTL	SOL	PTS	GF	GA
Milwaukee	80	49	22	3	6	107	229	195
Peoria	80	43	31	2	4	92	215	211
Houston	80	38	31	2	9	87	218	230
Rockford	80	40	34	0	6	86	229	220
Quad City	80	36	31	6	7	85	212	216
Chicago	80	38	37	3	2	81	226	222
Iowa	80	33	33	4	10	80	209	260
SAN ANTONIO	**80**	**36**	**38**	**2**	**4**	**78**	**205**	**243**

1 point awarded in Overtime Loss (OTL) and Shootout Loss (SOL)

CALDER CUP CHAMPION – Hershey Bears

AHL SCORING LEADERS

POINTS	TEAM	GP	G	A	PTS
Alexandre Giroux	HER	69	60	37	97
Keith Aucoin	HER	70	25	71	96
Jason Krog	MTB	74	30	56	86
Janne Pesonen	WBS	70	32	50	82
Artem Anisimov	HFD	80	37	44	81
Darren Haydar	GR	79	31	49	80
Tim Stapleton	TOR	70	28	51	79
Corey Locke	HOU	77	25	54	79
Pierre-Alexandre Parenteau	HFD	74	29	49	78
Kyle Greentree	QC	79	39	37	76
Jeff Taffe	WBS	74	25	50	75
Chris Bourque	HER	69	21	52	73
Ryan Vesce	WOR	67	24	47	71
Mike Santorelli	MIL	70	27	43	70
Jared Ross	PHI	64	29	40	69
Cal O'Reilly	MIL	67	13	56	69
Mark Mancari	POR	73	29	38	67
Tim Kennedy	POR	73	18	49	67
several tied at 66					

GOALS	TEAM	GP	G
Alexandre Giroux	HER	69	60
Kyle Greentree	QC	79	39
Ryan Potulny	SPR	70	38
Artem Anisimov	HFD	80	37
Chris Minard	WBS	54	34

ASSISTS	TEAM	GP	A
Keith Aucoin	HER	70	71
Cal O'Reilly	MIL	67	56
Jason Krog	MTB	74	56
Corey Locke	HOU	77	54
Chris Bourque	HER	69	52

PENALTY MINUTES	TEAM	GP	PIM
Francis Lessard	**SA**	**59**	**324**
Jay Rosehill	TOR	70	275
Matt Clackson	PHI	80	263
Devin DiDiomete	HFD	73	239
Jon Mirasty	SYR	58	227

GOALTENDING LEADERS

PLAYER	TEAM	GPI	MIN	AVG	W	L	SOL	EN	SHO	SOG	SOA	GA	SAVES	SPCT
Cory Schneider	MTB	40	2324	2.04	28	10	1	2	5	3	20	79	1014	0.928
Mark Dekanich	MIL	30	1663	2.09	15	10	2	3	1	6	19	58	695	0.923
Nathan Lawson	BRI	31	1723	2.16	19	9	2	0	2	7	13	62	793	0.927
Leland Irving	QC	47	2658	2.23	24	18	2	3	1	9	38	99	1020	0.912
Drew MacIntyre	MIL	55	3180	2.30	34	15	4	6	4	11	30	122	1419	0.921
Brian Elliott	BNG	30	1691	2.31	18	8	1	1	2	6	20	65	816	0.926
Matt Zaba	HFD	41	2262	2.33	25	10	0	2	2	1	14	88	1016	0.92
John Curry	WBS	50	2996	2.38	33	15	1	4	4	7	28	119	1297	0.916
Jonathan Bernier	MCH	54	3101	2.40	23	24	4	7	5	18	58	124	1311	0.914
Antti Niemi	RFD	38	2095	2.43	18	14	3	6	2	15	54	85	890	0.913

SAN ANTONIO 2008-09 SCORING

No.	PLAYER	POS	GP	G	A	PTS	+/-	PIM	PP	PPA	SHG	SHA	GW	OT	EN	SOG	SOA	SOGW	SO%
17	David Spina	LW	63	16	38	54	-6	55	6	15	2	1	1	0	1	0	3	0	0
42	Chad Kolarik	F	76	20	30	50	-10	47	5	14	0	0	4	1	1	0	1	0	0
26	Joel Perrault	C	46	18	31	49	1	46	4	19	1	2	8	3	3	0	3	0	0
11	Wyatt Smith (total)	C	53	16	24	40	-2	59	12	5	1	0	3	0	2	1	2	0	0.5
	Total	C	71	19	28	47	-10	71	15	8	1	0	3	0	2	2	5	0	0.4
19	Brett MacLean	LW	74	21	19	40	5	33	8	7	0	0	2	0	0	0	0	0	0
39	Jeff Hoggan	LW	60	22	13	35	-30	64	9	4	0	1	1	0	2	0	0	0	0
25	Kevin Porter	F	42	13	22	35	7	14	2	11	1	0	4	1	1	0	2	0	0
37	Sean Sullivan	D	65	9	23	32	-4	24	5	7	0	0	0	0	1	0	0	0	0
4	David Schlemko	D	68	7	22	29	-15	20	3	10	0	0	2	0	0	0	3	0	0
2	Dylan Reese	D	75	1	27	28	0	64	0	11	0	0	0	0	0	0	0	0	0
15	Alexander Nikulin	C	64	7	16	23	-14	20	0	7	0	0	1	0	1	2	4	1	0.5
	Total	C	69	9	16	25	-15	20	0	7	0	0	1	0	1	2	4	1	0.5
7	Joakim Lindstrom	LW	3	1	1	2	1	2	0	1	0	0	0	0	0	0	0	0	0
	Total	LW	24	8	15	23	-5	35	3	10	0	0	2	1	0	0	1	0	0
10	Garth Murray	C	64	11	10	21	-22	146	3	2	0	0	3	0	0	0	0	0	0
16	Derek Nesbitt	RW	49	6	9	15	-7	6	4	2	0	0	0	0	0	0	1	0	0
12	Steven Goertzen	RW	57	6	8	14	-10	90	2	0	0	0	0	0	0	0	0	0	0
93	Alex Bourret	RW	48	3	11	14	-10	44	1	5	0	0	2	0	0	0	1	0	0
16	Simon Ferguson	RW	73	5	5	10	-16	203	0	0	0	0	2	0	0	0	0	0	0
28	Kyle Turris	C	8	4	3	7	-1	6	1	0	0	0	0	0	0	2	3	0	0.667
28	Greg Classen	C	19	2	5	7	-12	14	2	2	0	0	0	0	0	0	0	0	0
24	Jonas Ahnelov	D	43	1	6	7	1	35	0	0	0	0	0	0	0	0	0	0	0
18	Enver Lisin	RW	10	2	4	6	-9	6	0	2	0	0	0	0	0	0	1	0	0
5	Matt Jones	D	58	2	4	6	-35	40	0	0	0	0	1	0	0	0	0	0	0
7	Jeff May (total)	D	25	1	4	5	-4	31	0	0	0	0	0	0	0	0	0	0	
	Total	D	39	1	4	5	-7	38	0	0	0	0	0	0	0	0	0	0	0
20	Ryan Lannon	D	63	0	5	5	-13	33	0	0	0	0	0	0	0	0	0	0	0
22	Francis Lessard	RW	59	2	2	4	-12	324	0	1	0	0	0	0	0	0	0	0	0
44	Viktor Tikhonov	RW	4	2	1	3	2	0	0	1	0	0	0	0	0	0	1	0	0
27	Adam Keefe	RW	41	2	1	3	-4	185	0	0	0	0	0	0	0	0	0	0	0
9	Adam Perry	C	12	1	2	3	-2	19	0	0	0	0	1	0	0	0	0	0	0
29	Josh Tordjman	G	51	0	3	3	0	10	0	1	0	1	0	0	0	0	0	0	0
8	Sean Zimmerman	D	36	2	0	2	-2	30	0	0	0	0	0	0	0	0	0	0	0
21	Logan Stephenson	D	19	1	1	2	-11	40	1	0	0	0	0	0	0	0	0	0	0
15	Oren Eizenman	C	5	0	2	2	-3	2	0	2	0	0	0	0	0	0	0	0	0
25	Matt Beaudoin	RW	1	0	1	1	1	2	0	0	0	0	0	0	0	0	0	0	0
20	Grant Potulny	RW	7	0	1	1	-3	10	0	0	0	0	0	0	0	0	0	0	0
13	Justin Kinnunen	D	11	0	1	1	3	10	0	1	0	0	0	0	0	0	0	0	0
44	Chris Frank	D	12	0	1	1	2	35	0	0	0	0	0	0	0	0	0	0	0
35	Al Montoya	G	29	0	1	1	0	4	0	0	0	0	0	0	0	0	0	0	0
31	Joel Gistedt	G	1	0	0	0	0	0	0	0	0	0	0	0	0	0	0	0	0
23	Brian McGrattan	RW	1	0	0	0	0	2	0	0	0	0	0	0	0	0	0	0	0
18	Brad Schell	C	1	0	0	0	-1	2	0	0	0	0	0	0	0	0	0	0	0
39	Steve Ward	D	4	0	0	0	-1	4	0	0	0	0	0	0	0	0	0	0	0
13	Jared Staal	RW	5	0	0	0	0	0	0	0	0	0	0	0	0	0	0	0	0
44	Daniel Winnik	LW	5	0	0	0	-4	4	0	0	0	0	0	0	0	0	0	0	0
55	Igor Gongalsky	F	6	0	0	0	-1	9	0	0	0	0	0	0	0	0	0	0	0
44	Drew Fata	D	7	0	0	0	-3	6	0	0	0	0	0	0	0	0	0	0	0
30	Karl Goehring (total)	G	6	0	0	0	0	2	0	0	0	0	0	0	0	0	0	0	0
	Total	G	32	0	0	0	0	2	0	0	0	0	0	0	0	0	0	0	0
	BENCH		80	1				20											
	TOTALS		80	205	357	561	-244	1822	68	130	5	5	35	40	20	12	25	1	0.2

GOALTENDING

No.	Goalie	GP	MINS	W	L	SOL	SO	EN	GA	GAA	SOGP	SOW	SOL	SOGA	SOA	SO%	SA	SVS	SV%
30	Karl Goehring	5	302	4	1	0	0	0	15	2.99	0	0	0	0	0	0	154	139	0.903
	Totals	31	1824	19	10	2	0	1	79	2.6	4	2	2	8	23	0.652	833	754	0.905
29	Josh Tordjman	51	2921	25	22	2	6	5	127	2.61	2	0	2	5	11	0.545	1401	1274	0.909
35	Al Montoya	29	1562	7	17	2	0	6	84	3.23	3	1	2	5	13	0.615	733	649	0.885
31	Joel Gistedt	1	20	0	0	0	0	0	2	6	0	0	0	0	0	0	9	7	0.778
	TOTALS	80	4805	36	40	4	6	11	228	2.85	5	1	4	10	24	0.583	2297	2069	0.901

LAS VEGAS WRANGLERS (ECHL)

Orleans Arena

4500 W. Tropicana Ave.
Las Vegas, NV 89103
Phone: (702) 471-7825
Fax: (702) 471-0234
LasVegasWranglers.com

Staff Directory

Owner . . . . . Charles Davenport IV
Owner . . . . . Jonathan Fleisig
President/Chief Operating Officer . . . . . Billy Johnson
General Manager/Head Coach . . . . . Ryan Mougenel
Director, Player Development / Special Assistant to the GM . . . . . Keith Primeau
Vice President, Corporate Services/Game Production . . . . . Michael Delay
Vice President, Operations . . . . . Deric Voelker
Director, CS Plus & Community Relations . . . . . Lyndsi Erikson
Manager, Merchandise. . . . . Endea Leigh
Bookkeeper . . . . . Terry Blalock
Account Executives . . . . . Michael Cahill, Nick Cappola, Anthony Marshall
Head Athletic Trainer . . . . . Scott McLay

2009–10 REGULAR SEASON SCHEDULE

DATE	TIME	OPPONENT
10/16/2009	**7:05 PM**	**Utah Grizzlies**
10/22/2009	**7:05 PM**	**Alaska Aces**
10/23/2009	**7:05 PM**	**Alaska Aces**
10/24/2009	**7:05 PM**	**Alaska Aces**
10/29/2009	**7:05 PM**	**Utah Grizzlies**
10/30/2009	7:30 PM	@ Ontario Reign
11/01/2009	5:00 PM	@ Ontario Reign
11/05/2009	**7:05 PM**	**Bakersfield Condors**
11/06/2009	**7:05 PM**	**Bakersfield Condors**
11/07/2009	7:00 PM	@ Bakersfield Condors
11/10/2009	**7:05 PM**	**Utah Grizzlies**
11/12/2009	**7:05 PM**	**Utah Grizzlies**
11/13/2009	**7:05 PM**	**Utah Grizzlies**
11/14/2009	6:05 PM	@ Utah Grizzlies
11/20/2009	6:05 PM	@ Utah Grizzlies
11/21/2009	6:05 PM	@ Utah Grizzlies
11/22/2009	4:05 PM	@ Utah Grizzlies
11/27/2009	7:00 PM	@ Bakersfield Condors
11/28/2009	7:00 PM	@ Bakersfield Condors
12/01/2009	**7:05 PM**	**Victoria Salmon Kings**
12/03/2009	**7:05 PM**	**Victoria Salmon Kings**
12/04/2009	**7:05 PM**	**Victoria Salmon Kings**
12/10/2009	7:05 PM	@ Victoria Salmon Kings
12/11/2009	7:05 PM	@ Victoria Salmon Kings
12/12/2009	7:05 PM	@ Victoria Salmon Kings
12/18/2009	7:30 PM	@ Ontario Reign
12/19/2009	**7:05 PM**	**Ontario Reign**
12/26/2009	**7:05 PM**	**Ontario Reign**
12/29/2009	**11:59 PM**	**Idaho Steelheads**

DATE	TIME	OPPONENT
01/02/2010	**7:05 PM**	**Utah Grizzlies**
01/03/2010	**2:05 PM**	**Utah Grizzlies**
01/06/2010	7:00 PM	@ Ontario Reign
01/08/2010	**7:05 PM**	**Ontario Reign**
01/09/2010	**7:05 PM**	**Ontario Reign**
01/12/2010	7:05 PM	@ Victoria Salmon Kings
01/13/2010	7:05 PM	@ Victoria Salmon Kings
01/15/2010	8:15 PM	@ Alaska Aces
01/16/2010	8:15 PM	@ Alaska Aces
01/22/2010	6:10 PM	@ Idaho Steelheads
01/23/2010	6:10 PM	@ Idaho Steelheads
01/24/2010	6:10 PM	@ Idaho Steelheads
01/29/2010	6:05 PM	@ Utah Grizzlies
01/30/2010	6:05 PM	@ Utah Grizzlies
02/01/2010	6:05 PM	@ Utah Grizzlies
02/04/2010	**7:05 PM**	**Idaho Steelheads**
02/05/2010	**7:05 PM**	**Idaho Steelheads**
02/06/2010	**7:05 PM**	**Idaho Steelheads**
02/12/2010	**7:05 PM**	**Bakersfield Condors**
02/13/2010	7:00 PM	@ Bakersfield Condors
02/19/2010	8:15 PM	@ Alaska Aces
02/20/2010	8:15 PM	@ Alaska Aces
02/21/2010	6:05 PM	@ Alaska Aces
02/26/2010	**7:05 PM**	**Stockton Thunder**
02/27/2010	**7:05 PM**	**Stockton Thunder**
02/28/2010	**2:05 PM**	**Stockton Thunder**

DATE	TIME	OPPONENT
03/05/2010	7:30 PM	@ Ontario Reign
03/06/2010	7:00 PM	@ Ontario Reign
03/07/2010	5:00 PM	@ Ontario Reign
03/09/2010	7:00 PM	@ Bakersfield Condors
03/10/2010	7:00 PM	@ Bakersfield Condors
03/12/2010	**7:05 PM**	**Bakersfield Condors**
03/13/2010	**7:05 PM**	**Bakersfield Condors**
03/14/2010	**2:05 PM**	**Bakersfield Condors**
03/18/2010	**7:05 PM**	**Alaska Aces**
03/19/2010	**7:05 PM**	**Alaska Aces**
03/20/2010	**7:05 PM**	**Alaska Aces**
03/26/2010	7:30 PM	@ Stockton Thunder
03/27/2010	7:30 PM	@ Stockton Thunder
03/28/2010	4:00 PM	@ Stockton Thunder
04/01/2010	**7:05 PM**	**Ontario Reign**
04/02/2010	**7:05 PM**	**Ontario Reign**
04/03/2010	**7:05 PM**	**Ontario Reign**

YEAR IN REVIEW

YEAR IN REVIEW

2008-09 NHL Team Standings

EASTERN CONFERENCE

Northeast Division

		GP	W	L	OT	GF	GA	PTS
Boston	(1)	82	53	19	10	274	196	116
Montreal	(8)	82	41	30	11	249	247	93
Buffalo	(10)	82	41	32	9	250	234	91
Ottawa	(11)	82	36	35	11	217	237	83
Toronto	(12)	82	34	35	13	250	293	81

Atlantic Division

		GP	W	L	OT	GF	GA	PTS
New Jersey	(3)	82	51	27	4	244	209	106
Pittsburgh	(4)	82	45	28	9	264	239	99
Philadelphia	(5)	82	44	27	11	264	238	99
NY Rangers	(7)	82	43	30	9	210	218	95
NY Islanders	(15)	82	26	47	9	201	279	61

Southeast Division

		GP	W	L	OT	GF	GA	PTS
Washington	(2)	82	50	24	8	272	245	108
Carolina	(6)	82	45	30	7	239	226	97
Florida	(9)	82	41	30	11	234	231	93
Atlanta	(13)	82	35	41	6	257	280	76
Tampa Bay	(14)	82	24	40	18	210	279	66

WESTERN CONFERENCE

Central Division

		GP	W	L	OT	GF	GA	PTS
Detroit	(2)	82	51	21	10	295	244	112
Chicago	(4)	82	46	24	12	264	216	104
St. Louis	(6)	82	41	31	10	233	233	92
Columbus	(7)	82	41	31	10	226	230	92
Nashville	(10)	82	40	34	8	213	233	88

Pacific Division

		GP	W	L	OT	GF	GA	PTS
San Jose	(1)	82	53	18	11	257	204	117
Anaheim	(8)	82	42	33	7	245	238	91
Dallas	(12)	82	36	35	11	230	257	83
Phoenix	**(13)**	**82**	**36**	**39**	**7**	**208**	**252**	**79**
Los Angeles	(14)	82	34	37	11	207	234	79

Northwest Division

		GP	W	L	OT	GF	GA	PTS
Vancouver	(3)	82	45	27	10	246	220	100
Calgary	(5)	82	46	30	6	254	248	98
Minnesota	(9)	82	40	33	9	219	200	89
Edmonton	(11)	82	38	35	9	234	248	85
Colorado	(15)	82	32	45	5	199	257	69

2008-09 Individual Scoring Leaders

Player	Team	GP	G	A	PTS	+/-	PIM	PP	SH	GW	S	PCTG
Evgeni Malkin	Pittsburgh	82	35	78	113	17	80	14	2	4	290	12.1
Alex Ovechkin	Washington	79	56	54	110	8	72	19	1	10	528	10.6
Sidney Crosby	Pittsburgh	77	33	70	103	3	76	7	0	3	238	13.9
Pavel Datsyuk	Detroit	81	32	65	97	34	22	11	1	3	248	12.9
Zach Parise	New Jersey	82	45	49	94	30	24	14	0	8	364	12.4
Ilya Kovalchuk	Atlanta	79	43	48	91	-12	50	12	0	6	275	15.6
Ryan Getzlaf	Anaheim	81	25	66	91	5	121	9	0	2	227	11.0
Jarome Iginla	Calgary	82	35	54	89	-2	37	10	0	4	289	12.1
Marc Savard	Boston	82	25	63	88	25	70	9	0	5	213	11.7
Nicklas Backstrom	Washington	82	22	66	88	16	46	14	0	1	174	12.6
Joe Thornton	San Jose	82	25	61	86	16	56	11	0	3	139	18.0
Jeff Carter	Philadelphia	82	46	38	84	23	68	13	4	12	342	13.5
Mike Cammalleri	Calgary	81	39	43	82	-2	44	19	0	6	255	15.3
Daniel Sedin	Vancouver	82	31	51	82	24	36	9	0	7	285	10.9
Henrik Sedin	Vancouver	82	22	60	82	22	48	4	0	8	143	15.4
Martin St. Louis	Tampa Bay	82	30	50	80	4	14	7	2	3	262	11.5
Mike Richards	Philadelphia	79	30	50	80	22	63	8	7	4	238	12.6
Rick Nash	Columbus	78	40	39	79	11	52	6	5	5	263	15.2
Alexander Semin	Washington	62	34	45	79	25	77	8	0	8	223	15.2
Patrick Elias	New Jersey	77	31	47	78	18	32	12	2	6	247	12.6
Mike Ribeiro	Dallas	82	22	56	78	18	52	7	0	1	163	13.5
Martin Havlat	Chicago	81	29	48	77	29	30	5	0	5	249	11.6
Ray Whitney	Carolina	82	24	53	77	2	32	7	0	2	219	11.0
Vyacheslav Kozlov	Atlanta	82	26	50	76	-14	44	12	0	3	165	15.8
Eric Staal	Carolina	82	40	35	75	15	50	14	1	8	372	10.8

2008-09 Defensemen Scoring Leaders

Player	Team	GP	G	A	PTS	+/-	PIM	PP	SH	GW	S	PCTG
Mike Green	Washington	68	31	42	73	24	68	18	1	4	243	12.8
Andrei Markov	Montreal	78	12	52	64	-2	36	7	0	3	165	7.3
Nicklas Lidstrom	Detroit	78	16	43	59	31	30	10	0	4	180	8.9
Scott Niedermayer	Anaheim	82	14	45	59	-8	70	9	0	2	178	7.9
Brian Rafalski	Detroit	77	10	49	59	17	20	5	0	1	141	7.1
Dan Boyle	San Jose	77	16	41	57	6	52	8	0	4	213	7.5
Mark Streit	NY Islanders	74	16	40	56	6	62	10	1	1	150	10.7
Shea Weber	Nashville	81	23	30	53	1	80	10	1	4	251	9.2
Sheldon Souray	Edmonton	81	23	30	53	1	98	12	1	5	268	8.6
Brian Campbell	Chicago	82	7	45	52	5	22	4	0	1	108	6.5
Niklas Kronwall	Detroit	80	6	45	51	2	50	4	0	1	121	5.0
Zdeno Chara	Boston	80	19	31	50	23	95	11	0	3	216	8.8

YEAR IN REVIEW

2008-09 NHL Goaltending Leaders

GOALS AGAINST AVERAGE

Goaltender	Team	GP	MINS	GA	GAA
Tim Thomas	Boston	54	3259	114	2.10
Steve Mason	Columbus	61	3667	140	2.29
Niklas Backstrom	Minnesota	71	4088	159	2.33
Nikolai Khabibulin	Chicago	42	2467	96	2.33
Roberto Luongo	Vancouver	54	3181	124	2.34

SAVE PERCENTAGE

Goaltender	Team	GP	MINS	GA	SA	SPCTG	W	L	OT
Tim Thomas	Boston	54	3259	114	1694	0.933	36	11	7
Tomas Vokoun	Florida	59	3324	138	1856	0.926	26	23	6
Craig Anderson	Florida	31	1636	74	977	0.924	15	7	5
Niklas Backstrom	Minnesota	71	4088	159	2059	0.923	37	24	8
Roberto Luongo	Vancouver	54	3181	124	1542	0.920	33	13	7

WINS

Goaltender	Team	GP	MINS	W	L	OT
Miikka Kiprusoff	Calgary	76	4418	45	24	5
Evgeni Nabokov	San Jose	62	3686	41	12	8
Cam Ward	Carolina	68	3928	39	23	5
Henrik Lundqvist	NY Rangers	70	4153	38	25	7
Niklas Backstrom	Minnesota	71	4088	37	24	8

SHUTOUTS

Goaltender	Team	GP	MINS	SO	W	L	OT
Steve Mason	Columbus	61	3664	10	33	20	7
Roberto Luongo	Vancouver	54	3181	9	33	13	7
Niklas Backstrom	Minnesota	71	4088	8	37	24	8
Evgeni Nabokov	San Jose	62	3686	7	41	12	8
Pekka Rinne	Nashville	52	2999	7	29	15	4

2008-09 NHL Category Leaders

Goals . . . . . Alex Ovechkin, Washington 56
Assists. . . . . Evgeni Malkin, Pittsburgh 78
Points . . . . . Evgeni Malkin, Pittsburgh 113
Defenseman Points. . . . . Mike Green, Washington 73
Rookie Points . . . . . Bobby Ryan, Anaheim 57
Power Play Goals . . . . . Thomas Vanek, Buffalo 20
Short Handed Goals . . . . . Mike Richards, Philadelphia. 7
Game Winning Goals . . . . . Jeff Carter, Philadelphia 12
SO Game Deciding Goals . . Ales Kotalik, Edmonton 5
Shots. . . . . Alex Ovechkin, Washington 528
Shooting Percentage . . . . . Ryan Malone, Tampa Bay 21.0%
Plus/Minus . . . . . David Krejci, Boston 37
Goals Against Average . . . . Tim Thomas, Boston 2.10
Wins . . . . . Miikka Kiprusoff, Calgary. 45
Save Percentage. . . . . Tim Thomas, Boston 933
Shutouts . . . . . Steve Mason, Columbus 10

2008-09 NHL Award Winners

Hart Memorial Trophy. . . . . Alex Ovechkin, Washington
Vezina Trophy. . . . . Tim Thomas, Boston
Bill Masterton Memorial Trophy . . . . . Steve Sullivan, Nashville
King Clancy Memorial Trophy . . . . . Ethan Moreau, Edmonton
Jack Adams Award . . . . . Claude Julien, Boston
Lady Byng Memorial Trophy . . . . . Pavel Datsyuk, Detroit
Calder Memorial Trophy. . . . . Steve Mason, Columbus
Frank J. Selke Trophy. . . . . Pavel Datsyuk, Detroit
James Norris Memorial Trophy . . . . . Zdeno Chara, Boston
Art Ross Trophy . . . . . Evgeni Malkin, Pittsburgh
Maurice "Rocket" Richard Trophy. . . . . Alex Ovechkin, Washington
William M. Jennings Trophy. . . . . Tim Thomas/Manny Fernandez, Boston
Conn Smythe Trophy . . . . . Evgeni Malkin, Pittsburgh
Lester B. Pearson Award . . . . . Alex Ovechkin, Washington
Lester Patrick Trophy. . . . . Brian Burke, Phil Housley, Ted Lindsay, Bob Naegele

2008-09 NHL All-Star Teams

First All-Star Team:

Goaltender. . . . . Tim Thomas, Boston
Defense . . . . . Mike Green, Washington
Defense . . . . . Zdeno Chara, Boston
Center . . . . . Evgeni Malkin, Pittsburgh
Left Wing. . . . . Alex Ovechkin, Washington
Right Wing. . . . . Jarome Iginla, Calgary

Second All-Star Team:

Goaltender. . . . . Steve Mason, Columbus
Defense . . . . . Nicklas Lidstrom, Detroit
Defense . . . . . Dan Boyle, San Jose
Center . . . . . Pavel Datsyuk, Detroit
Left Wing. . . . . Zach Parise, New Jersey
Right Wing. . . . . Marian Hossa, Detroit

Rookie All-Star Team:

Goaltender. . . . . Steve Mason, Columbus
Defense . . . . . Drew Doughty, Los Angeles
Defense . . . . . Luke Schenn, Toronto
Forward. . . . . Patrik Berglund, St. Louis
Forward. . . . . Bobby Ryan, Anaheim
Forward. . . . . Kris Versteeg, Chicago

GAME-BY-GAME RESULTS

2008 PRESEASON

		Goals/Period						Shots/Period										
Date	Opp	1	2	3	OT	SO	F	1	2	3	OT	F	Pen/Min	PPG/Opp	GWG/SDG	Goalies	Attend	Record
9/22	PHX	1	3	0	-	-	4	8	9	8	-	25	9/27	2/5		Tordjman/Montoya		0-1-0
	@ LA	2	2	2	-	-	6	15	9	7	-	31	8/27	3/5	Moller	LaBarbera/Taylor	8,221	
9/24	@ PHX	2	0	0	-	-	2	12	8	4	-	24	9/24	0/3		Montoya/Tordjman	12,821	0-2-0
	CGY	0	2	1	-	-	3	12	12	17	-	41	5/16	1/7	Langkow	Keetley		
9/25	PHX	0	0	1	-	-	1	4	10	9	-	23	5/10	0/9		Tellqvist		0-3-0
	@ CGY	1	2	0	-	-	3	13	8	3	-	24	9/18	1/5	Cammalleri	Kiprusoff/McElhinney	19,289	
9/27	@ PHX	1	0	0	-	-	1	9	6	12	-	27	5/13	1/8		Bryzgalov	8,417	0-4-0
	ANA	1	0	2	-	-	3	3	6	8	-	17	10/23	0/3	Beauchemin	LeNeveu		
9/29	@ PHX	0	4	1	-	-	5	6	10	5	-	21	6/12	0/3	Mueller	Bryzgalov/Tellqvist	7,305	1-4-0
	SJ	1	0	0	-	-	1	8	12	9	-	29	3/6	0/6		Boucher		
9/30	PHX	2	0	1	0	-	3	6	2	8	1	17	6/12	0/4		Montoya		1-5-0
	@ SJ	0	1	2	1	-	4	12	15	7	1	35	5/10	0/5	Thornton	Nabokov	15,843	
10/3	PHX	1	0	0	-	-	1	7	6	7	-	20	12/40	0/6		Tellqvist/Bryzgalov		1-6-0
	@ ANA	1	2	1	-	-	4	11	11	10	-	32	7/14	2/8	Selanne		16,371	
10/4	@ PHX	2	2	1	-	-	5	14	10	10	-	34	4/8	1/7	Porter	Bryzgalov/Tellqvist	8,621	2-6-0
	LA	0	0	2	-	-	2	8	9	21	-	38	8/16	0/3		Quick/Ersberg		

2008-09 REGULAR SEASON

		Goals/Period						Shots/Period										
Date	Opp	1	2	3	OT	SO	F	1	2	3	OT	F	Pen/Min	PPG/Opp	GWG/SDG	Goalies	Attend	Record
10/11	@ PHX	2	1	0	-	-	3	15	7	8	-	30	8/27	2/7	Mueller	Bryzgalov	17,125	1-0-0
	CBJ	0	1	0	-	-	1	9	11	9	-	29	10/23	1/4		Leclaire		
10/12	PHX	1	2	1	-	-	4	9	5	10	-	24	10/34	1/5	Turris	Bryzgalov		2-0-0
	@ ANA	0	1	1	-	-	2	10	15	10	-	35	13/48	0/4		Giguere	17,174	
10/15	PHX	0	1	0	-	-	1	11	11	8	-	30	11/33	1/7		Bryzgalov		2-1-0
	@ CHI	0	2	2	-	-	4	6	16	8	-	30	12/35	0/6	Sharp	Khabibulin	20,522	
10/17	PHX	0	0	3	-	-	3	9	10	18	-	37	3/6	0/0		Bryzgalov		2-2-0
	@ OTT	3	1	2	-	-	6	10	12	4	-	26	0/0	1/3	Volchenkov	Gerber	20,179	
10/18	PHX	0	0	1	-	-	1	13	6	10	-	29	7/20	0/2		Bryzgalov		2-3-0
	@ MTL	2	2	0	-	-	4	14	11	8	-	33	6/18	1/3	Koivu	Price	21,273	
10/23	@ PHX	0	0	2	-	-	2	14	12	8	-	34	4/8	0/4	Mueller	Tellqvist	14,722	3-3-0
	WSH	0	1	0	-	-	1	13	11	8	-	32	4/8	1/4		Theodore		
10/25	@ PHX	1	0	0	-	-	1	9	6	9	-	24	5/13	0/3		Tellqvist	15,038	3-4-0
	CGY	2	1	1	-	-	4	9	19	8	-	36	5/13	2/3	Prust	Kiprusoff		
10/30	@ PHX	0	2	2	-	-	4	12	8	10	-	30	5/10	1/4	Doan	Bryzgalov	15,178	4-4-0
	PIT	0	1	0	-	-	1	2	18	8	-	28	5/18	1/5		Fleury		
11/1	@ PHX	1	1	0	-	-	2	7	10	10	-	27	2/4	1/4		Bryzgalov	14,817	4-5-0
	MIN	0	2	1	-	-	3	15	12	6	-	33	4/8	0/2	Belanger	Backstrom		
11/4	PHX	2	2	0	-	-	4	9	6	7	-	22	4/11	1/3	Jovanovski	Bryzgalov		5-5-0
	@ CGY	2	0	0	-	-	2	8	6	15	-	29	4/11	0/3		Kiprusoff	19,289	
11/5	PHX	0	0	0	-	-	0	9	9	10	-	28	9/21	0/3		Bryzgalov		5-6-0
	@ VAN	1	0	0	-	-	1	7	14	11	-	32	5/13	0/7	Bieksa	Luongo	18,630	
11/8	@ PHX	0	2	2	-	-	4	14	13	12	-	39	1/2	0/7	Boedker	Bryzgalov	14,807	6-6-0
	FLA	1	0	0	-	-	1	8	14	5	-	27	7/14	0/1		Vokoun		
11/9	@ PHX	2	1	1	-	-	4	8	10	12	-	30	6/15	2/7	Mueller	Bryzgalov	15,056	7-6-0
	SJ	2	0	0	-	-	2	8	9	15	-	32	8/21	2/5		Boucher		
11/12	PHX	1	1	3	-	-	5	10	12	8	-	30	6/17	0/5	Porter	Bryzgalov		8-6-0
	@ CBJ	0	0	2	-	-	2	12	12	9	-	33	6/15	1/4		Mason	11,350	
11/13	PHX	0	0	0	-	-	0	5	10	9	-	24	8/19	0/6		Bryzgalov		8-7-0
	@ MIN	0	2	2	-	-	4	13	9	10	-	32	7/17	4/7	Zidlicky	Backstrom	18,568	
11/15	@ PHX	0	2	0	-	-	2	6	15	6	-	27	5/15	0/2		Bryzgalov	15,508	8-8-0
	DAL	1	2	0	-	-	3	9	6	4	-	19	5/13	1/3	Eriksson	Turco		
11/18	@ PHX	0	1	1	0	0	2	7	15	13	3	38	8/30	1/7		Bryzgalov	14,682	8-8-1
	CHI	2	0	0	0	1	3	14	13	9	4	40	9/24	0/4	Toews	Khabibulin		
11/21	PHX	2	0	0	-	-	2	15	7	6	-	28	3/6	1/4		Bryzgalov		8-9-1
	@ CAR	1	2	2	-	-	5	12	13	8	-	33	3/8	0/2	Staal	Ward	14,848	
11/22	PHX	1	1	1	0	-	3	12	10	6	0	28	3/6	1/8		Tellqvist		8-9-2
	@ PHI	1	0	2	1	-	4	10	10	12	2	34	8/16	1/3	Richards	Biron	19,520	
11/24	PHX	1	0	0	-	-	1	15	13	8	-	36	3/9	0/1		Bryzgalov		8-10-2
	@ NYR	1	1	2	-	-	4	11	13	12	-	36	2/7	1/2	Dubinsky	Lundqvist	18,200	
11/26	PHX	0	2	1	-	-	3	6	13	6	-	25	9/21	1/6	Tikhonov	Tellqvist		9-10-2
	@ CBJ	1	0	1	-	-	2	14	12	14	-	40	7/17	0/8		Mason	14,569	
11/28	@ PHX	1	1	0	-	-	2	7	10	3	-	20	4/8	0/4	Porter	Tellqvist	14,031	10-10-2
	COL	0	0	1	-	-	1	7	17	14	-	38	4/10	0/4		Budaj		

GAME-BY-GAME RESULTS

		Goals/Period						Shots/Period										
Date	**Opp**	**1**	**2**	**3**	**OT**	**SO**	**F**	**1**	**2**	**3**	**OT**	**F**	**Pen/Min**	**PPG/Opp**	**GWG/SDG**	**Goalies**	**Attend**	**Record**
11/29	@ PHX	2	0	0	-	-	2	9	7	4	-	20	4/8	1/5		Bryzgalov/Tellqvist	14,007	10-11-2
	SJ	2	0	1	-	-	3	6	4	13	-	23	8/32	0/3	Pavelski	Nabokov		
12/2	@ PHX	1	0	3	-	-	4	8	9	9	-	26	1/2	1/5	Lisin	Tellqvist	11,473	11-11-2
	LA	1	1	0	-	-	2	14	10	10	-	34	5/10	1/1		Ersberg		
12/4	@ PHX	2	1	3	-	-	6	5	10	11	-	26	6/20	0/4	Reinprecht	Tellqvist/Bryzgalov	13,777	12-11-2
	TOR	2	1	0	-	-	3	4	5	9	-	18	6/20	0/4		Toskala		
12/6	PHX	1	2	0	-	-	3	9	6	11	-	26	9/38	1/4		Bryzgalov		12-12-2
	@ STL	1	3	0	-	-	4	9	16	5	-	30	9/27	1/4	Crombeen	Legace	19,150	
12/7	PHX	0	1	0	-	-	1	3	9	9	-	21	9/46	0/1		Bryzgalov		12-13-2
	@ CHI	4	3	0	-	-	7	11	11	6	-	28	9/30	1/5	Toews	Huet	21,217	
12/10	PHX	2	1	2	-	-	5	7	12	15	-	34	7/14	2/6	Hanzal	Bryzgalov		13-13-2
	@ DAL	2	1	0	-	-	3	12	8	12	-	32	6/12	1/7		Turco	16,374	
12/11	@ PHX	0	2	1	-	-	3	10	12	10	-	32	5/10	0/5	Jokinen	Bryzgalov	13,296	14-13-2
	MIN	0	0	1	-	-	1	12	9	10	-	31	5/10	0/5		Backstrom		
12/13	@ PHX	1	1	2	0	0	4	7	11	9	1	28	4/8	2/5		Bryzgalov	16,339	14-13-3
	DET	1	2	1	0	1	5	9	15	12	2	38	6/12	2/3	Hudler	Osgood		
12/16	PHX	0	0	1	0	-	1	5	13	5	0	23	3/6	0/4		Bryzgalov		14-13-4
	@ DAL	1	0	0	1	-	2	10	7	9	4	30	4/8	0/3	Eriksson	Turco	15,387	
12/18	@ PHX	1	0	1	-	-	2	7	12	8	-	27	3/6	0/2	Turris	Bryzgalov	14,193	15-13-4
	NSH	0	1	0	-	-	1	6	14	11	-	31	2/4	0/3		Ellis		
12/20	@ PHX	0	1	1	-	-	2	4	10	10	-	24	3/9	0/3	Reinprecht	Bryzgalov	16,125	16-13-4
	CBJ	0	0	0	-	-	0	10	11	12	-	33	4/11	0/2		Mason		
12/22	PHX	0	2	0	-	-	2	6	17	6	-	29	11/35	1/5		Tellqvist		16-14-4
	@ EDM	2	0	2	-	-	4	9	5	13	-	27	8/19	2/9	Souray	Roloson	16,839	
12/23	PHX	1	0	3	0	-	4	4	7	12	0	23	4/10	1/4		Bryzgalov		16-14-5
	@ COL	1	1	2	1	-	5	17	17	12	2	48	4/8	2/5	Clark	Raycroft	14,625	
12/26	PHX	1	1	0	-	-	2	6	12	8	-	26	3/6	1/4	Doan	Bryzgalov		17-14-5
	@ LA	0	0	1	-	-	1	7	7	11	-	25	4/8	1/3		Quick	18,118	
12/27	@ PHX	0	0	0	-	-	0	6	11	9	-	26	7/17	0/9		Bryzgalov	16,199	17-15-5
	LA	3	1	0	-	-	4	13	12	5	-	30	10/23	2/6	Ivanans	Quick		
12/31	@ PHX	0	2	1	-	-	3	11	14	4	-	29	3/6	0/2	Mueller	Tellqvist	15,008	18-15-5
	COL	1	0	0	-	-	1	8	11	10	-	29	2/4	0/3		Budaj		
1/2	@ PHX	2	1	2	-	-	5	10	14	9	-	33	1/2	0/3	Lindstrom	Tellqvist	14,547	19-15-5
	NYI	1	0	3	-	-	4	13	5	15	-	33	3/6	0/1		DiPietro		
1/4	PHX	0	0	0	-	-	0	8	10	11	-	29	4/6	0/4		Bryzgalov		19-16-5
	@ ANA	0	1	1	-	-	2	12	13	9	-	34	3/8	2/4	Pronger	Hiller	16,878	
1/6	@ PHX	0	0	0	-	-	0	7	7	8	-	22	5/13	0/7		Tellqvist/Bryzgalov	14,651	19-17-5
	CHI	4	1	1	-	-	6	13	10	18	-	41	8/16	0/4	Burish	Huet		
1/8	@ PHX	1	1	1	-	-	3	8	11	8	-	27	2/4	1/3	Turris	Bryzgalov	13,736	20-17-5
	TB	1	1	0	-	-	2	9	9	6	-	24	3/6	1/2		Smith		
1/10	@ PHX	0	0	0	0	1	1	6	12	8	2	28	3/6	0/4	Turris	Bryzgalov	14,557	21-17-5
	DAL	0	0	0	0	0	0	9	11	13	5	38	4/8	0/3		Turco		
1/13	PHX	0	1	2	-	-	3	5	14	5	-	24	6/12	0/1		Bryzgalov		21-18-5
	@ MIN	2	1	3	-	-	6	8	16	10	-	34	3/6	0/4	Koivu	Backstrom	18,568	
1/15	PHX	2	2	0	-	-	4	11	11	10	-	32	3/9	2/4	Lindstrom	Bryzgalov		22-18-5
	@ VAN	0	0	1	-	-	1	9	11	12	-	32	4/13	0/2		Luongo	18,630	
1/17	PHX	1	2	1	-	-	4	8	9	9	-	26	3/9	0/2	Boedker	Bryzgalov		23-18-5
	@ CGY	2	0	1	-	-	3	13	8	11	-	32	3/9	0/2		Kiprusoff	19,289	
1/18	PHX	1	2	0	-	-	3	11	10	7	-	28	4/11	0/1		Bryzgalov		23-19-5
	@ EDM	3	1	2	-	-	6	10	4	15	-	29	2/7	0/3	Penner	Roloson	16,839	
1/20	@ PHX	1	2	3	-	-	6	9	10	8	-	27	6/12	2/6	Jovanovski	Bryzgalov	16,368	24-19-5
	DET	1	2	0	-	-	3	9	19	9	-	37	6/12	3/6		Conklin		
1/27	@ PHX	1	2	0	-	-	3	9	9	8	-	26	2/7	1/5		Bryzgalov	15,383	24-20-5
	ANA	1	4	2	-	-	7	16	13	8	-	37	6/15	1/1	R. Niedermayer	Hiller		
1/29	PHX	0	0	0	-	-	0	7	10	7	-	24	7/17	0/6		Bryzgalov		24-21-5
	@ SJ	0	1	1	-	-	2	7	8	14	-	29	8/19	1/5	Ehrhoff	Nabokov	17,496	
1/31	@ PHX	0	0	0	-	-	0	15	3	10	-	28	9/32	0/7		Bryzgalov	16,253	24-22-5
	BUF	0	2	0	-	-	2	6	10	5	-	21	12/38	0/4	Connolly	Miller		
2/3	PHX	0	0	1	-	-	1	10	7	13	-	30	7/17	0/3		Bryzgalov		24-23-5
	@ NSH	1	1	0	-	-	2	8	11	5	-	24	7/14	0/4	Bonk	Rinne	13,195	
2/4	PHX	1	1	2	-	-	4	13	4	10	-	27	7/22	2/4		Bryzgalov		24-24-5
	@ DET	1	2	2	-	-	5	7	14	12	-	33	4/8	2/5	Lidstrom	Osgood	19,821	
2/7	@ PHX	1	1	0	-	-	2	11	11	10	-	32	7/20	1/5		Bryzgalov/Tellqvist	15,229	24-25-5
	CAR	1	3	3	-	-	7	10	18	13	-	41	6/20	4/5	Cullen	Ward		
2/11	PHX	0	1	0	-	-	1	11	8	10	-	29	5/13	0/2	Lisin	Bryzgalov		25-25-5
	@ DAL	0	0	0	-	-	0	8	17	8	-	33	5/13	0/2		Turco	16,440	

GAME-BY-GAME RESULTS

		Goals/Period						Shots/Period										
Date	**Opp**	**1**	**2**	**3**	**OT**	**SO**	**F**	**1**	**2**	**3**	**OT**	**F**	**Pen/Min**	**PPG/Opp**	**GWG/SDG**	**Goalies**	**Attend**	**Record**
2/12	@ PHX	2	1	0	-	-	3	5	8	15	-	28	8/24	1/3		Bryzgalov	14,872	25-26-5
	VAN	0	1	3	-	-	4	7	9	16	-	32	4/10	1/5	H. Sedin	Luongo		
2/14	@ PHX	1	1	3	-	-	5	20	8	9	-	37	2/4	2/4		Bryzgalov	16,981	25-27-5
	CGY	1	4	2	-	-	7	15	21	9	-	45	6/12	0/0	Lombardi	Kiprusoff		
2/16	@ PHX	0	1	0	-	-	1	13	6	10	-	29	6/18	1/6		Tellqvist	14,547	25-28-5
	EDM	0	1	2	-	-	3	13	8	8	-	29	8/22	2/4	Souray	Roloson		
2/19	@ PHX	1	2	0	0	1	4	9	17	8	6	40	4/14	1/4	Carcillo	Tellqvist	15,341	26-28-5
	ATL	1	1	1	0	0	3	3	10	7	2	22	7/20	1/1		Lehtonen		
2/21	PHX	1	3	2	-	-	6	9	15	5	-	29	5/13	0/2	Jokinen	Bryzgalov	17,177	27-28-5
	@ LA	1	1	1	-	-	3	7	13	13	-	33	3/9	1/4		Quick		
2/24	PHX	1	0	0	-	-	1	8	9	8	-	25	0/0	0/4		Bryzgalov		27-29-5
	@ STL	0	2	0	-	-	2	4	15	5	-	24	3/8	0/0	McClement	Mason	17,512	
2/26	PHX	0	1	0	-	-	1	10	10	6	-	26	5/18	0/1		Bryzgalov		27-30-5
	@ NSH	1	1	2	-	-	4	19	15	13	-	47	4/16	0/2	Arnott	Rinne	14,954	
2/28	@ PHX	0	0	1	-	-	1	11	5	11	-	27	5/13	1/3		Bryzgalov	15,893	27-31-5
	STL	0	1	2	-	-	3	11	12	7	-	30	6/15	1/2	Perron	Mason		
3/5	PHX	1	1	0	-	-	2	6	8	4	-	18	3/6	1/2	Reinprecht	Bryzgalov		28-31-5
	@ BOS	1	0	0	-	-	1	9	6	11	-	26	2/4	0/3		Thomas	16,818	
3/6	PHX	0	0	1	-	-	1	7	13	10	-	30	7/14	1/6		Bryzgalov		28-32-5
	@ BUF	2	1	2	-	-	5	11	11	9	-	31	8/24	3/6	Sekera	Lalime	18,690	
3/8	PHX	1	0	1	-	-	2	14	11	17	-	42	2/4	0/7		Tordjman		28-33-5
	@ NYI	0	3	0	-	-	3	8	13	5	-	26	6/14	0/2	Okposo	Danis	13,413	
3/10	PHX	1	0	1	0	-	2	8	5	11	1	25	1/2	1/3		Bryzgalov		28-33-6
	@ DET	1	0	1	1	-	3	16	14	10	3	43	3/6	1/1	Franzen	Conklin	20,066	
3/12	PHX	1	0	1	-	-	2	5	11	12	-	28	5/16	1/4		Tordjman		28-34-6
	@ NJ	2	2	1	-	-	5	16	9	11	-	36	6/20	1/2	Zubrus	Brodeur	14,578	
3/14	@ PHX	0	0	0	-	-	0	4	4	10	-	18	3/6	0/3		Bryzgalov	13,197	28-35-6
	NSH	0	1	1	-	-	2	10	16	7	-	33	3/6	0/3	Dumont	Rinne		
3/17	@ PHX	3	0	1	-	-	4	9	6	5	-	20	6/21	3/4	Doan	Bryzgalov	15,563	29-35-6
	SJ	0	1	2	-	-	3	10	9	17	-	36	7/23	1/3		Nabokov/Boucher		
3/19	@ PHX	1	0	1	0	0	2	8	7	9	4	28	4/11	0/5		Bryzgalov	12,739	29-35-7
	ANA	1	0	1	0	1	3	7	9	7	4	27	7/17	0/2	Ryan	Hiller		
3/21	@ PHX	1	3	1	-	-	5	11	12	10	-	33	4/8	1/7	Doan	Bryzgalov	17,125	30-35-7
	VAN	0	0	1	-	-	1	15	11	10	-	36	8/16	0/4		Luongo		
3/22	PHX	0	2	0	-	-	2	4	10	14	-	28	5/15	0/4		Bryzgalov		30-36-7
	@ ANA	2	1	3	-	-	6	10	13	7	-	30	5/13	4/4	Perry	Hiller	17,215	
3/26	@ PHX	1	2	0	-	-	3	9	6	8	-	23	5/10	0/3	Hanzal	Bryzgalov	14,337	31-36-7
	EDM	0	0	2	-	-	2	8	10	10	-	28	4/8	1/5		Roloson		
3/28	PHX	0	2	0	-	-	2	8	10	9	-	27	4/11	0/2		Bryzgalov		31-37-7
	@ SJ	0	2	1	-	-	3	8	15	9	-	32	3/9	1/3	Pavelski	Nabokov	17,496	
3/30	@ PHX	2	2	1	1	-	6	11	7	14	1	33	5/13	2/5	Prucha	Bryzgalov	13,831	32-37-7
	DAL	1	2	2	0	-	5	5	10	8	2	23	7/17	1/3		Stephan		
4/1	PHX	1	0	2	-	-	3	15	10	10	-	35	5/13	0/7	Boedker	Montoya		33-37-7
	@ COL	0	0	0	-	-	0	5	15	3	-	23	8/19	0/4		Raycroft	13,437	
4/2	@ PHX	0	0	2	-	-	2	11	6	15	-	32	2/4	0/4	Upshall	Montoya	13,177	34-37-7
	LA	1	0	0	-	-	1	4	8	9	-	21	5/10	0/1		Quick		
4/4	PHX	0	1	0	-	-	1	6	9	15	-	30	11/22	0/4		Montoya		34-38-7
	@ LA	2	1	3	-	-	6	10	9	13	-	32	10/28	2/5	Boyle	Quick	18,118	
4/7	@ PHX	1	0	0	-	-	1	14	3	12	-	29	2/4	0/3		Bryzgalov	13,761	34-39-7
	STL	1	3	1	-	-	5	10	11	3	-	24	4/19	0/2	Winchester	Mason		
4/9	PHX	2	1	1	-	-	4	6	5	6	-	17	9/24	1/3	Jovanovski	Montoya		35-39-7
	@ SJ	0	0	1	-	-	1	6	15	20	-	41	5/18	0/6		Nabokov	17,496	
4/11	@ PHX	1	3	0	0	1	5	7	17	8	1	33	6/12	2/6	Tikhonov	Bryzgalov	16,438	36-39-7
	ANA	0	2	2	0	0	4	8	11	10	6	35	6/12	3/4		Hiller/Giguere		

2008-09 SCORING SUMMARY

Pos	NO.	PLAYER	GP	AVG TOI	G	A	PTS	+/-	PIM	PP	SH	GW	S	PCTG
L	19	Shane Doan	82	20:14	31	42	73	5	72	10	0	4	230	13.5
C	12	#Olli Jokinen	57	18:10	21	21	42	-5	49	6	2	0	169	12.4
C	28	Steven Reinprecht	73	15:54	14	27	41	0	20	3	0	3	95	14.7
R	88	Peter Mueller	72	16:04	13	23	36	-7	24	5	0	4	138	9.4
D	55	Ed Jovanovski	82	22:09	9	27	36	-15	106	6	0	3	194	7.8
C	11	Martin Hanzal	74	16:21	11	20	31	-4	40	0	2	2	97	11.3
D	3	Keith Yandle	69	16:37	4	26	30	-4	37	1	0	0	118	3.4
R	89	*Mikkel Boedker	78	15:32	11	17	28	-6	18	2	0	3	116	9.5
D	4	Zbynek Michalek	82	22:42	6	21	27	-13	28	0	0	0	106	5.7
R	18	Enver Lisin	48	14:49	13	8	21	-13	24	1	0	2	105	12.4
L	36	^Joakim Lindstrom	44	14:51	9	11	20	-6	28	3	0	2	77	11.7
C	91	*Kyle Turris	63	12:55	8	12	20	-15	21	3	0	3	91	8.8
C	15	^Matthew Lombardi	19	20:53	5	11	16	2	14	1	0	0	58	8.6
L	41	*Viktor Tikhonov	61	12:07	8	8	16	-3	20	1	0	1	71	11.3
L	17	Todd Fedoruk	72	10:35	6	7	13	-9	72	0	0	0	56	10.7
L	8	^Scottie Upshall	19	18:35	8	5	13	2	26	3	0	0	66	12.1
D	53	#Derek Morris	57	21:16	5	7	12	-13	24	0	1	0	89	5.6
D	2	^Ken Klee	68	15:23	1	10	11	9	24	0	0	0	47	2.1
L	16	^Petr Prucha	19	18:26	2	8	10	1	6	1	0	0	23	8.7
L	13	#Daniel Carcillo	54	11:59	3	7	10	-13	174	2	0	0	95	3.2
C	23	*Kevin Porter	34	13:38	5	5	10	-2	4	1	0	2	39	12.8
D	21	David Hale	48	15:08	3	6	9	-11	36	0	0	0	22	13.6
L	34	Daniel Winnik	49	13:04	3	4	7	1	63	0	0	0	66	4.5
D	44	Kurt Sauer	68	20:37	1	6	7	-1	36	0	0	0	33	3
R	73	Steven Goertzen	16	9:42	2	2	4	-2	24	0	0	0	18	11.1
D	45	^Dmitri Kalinin	15	20:12	1	3	4	-2	6	1	0	0	16	6.3
C	26	Joel Perrault	7	12:52	2	1	3	2	4	0	0	0	15	13.3
L	14	^Nigel Dawes	12	14:09	0	2	2	-4	0	0	0	0	19	0
D	6	*David Schlemko	3	19:16	0	1	1	-2	0	0	0	0	3	0
L	15	Jeff Hoggan	4	12:00	0	1	1	-1	7	0	0	0	7	0
R	29	^*Brandon Prust	11	9:59	0	1	1	-4	29	0	0	0	8	0
C	14	^*Alexander Nikulin	1	5:35	0	0	0	-1	0	0	0	0	1	0
R	22	Brian McGrattan	5	5:31	0	0	0	-2	22	0	0	0	2	0
C	39	Garth Murray	10	9:20	0	0	0	-2	12	0	0	0	12	0

NO.	Goaltender	GPI	MINS	AVG	W	L	OT	EN	SO	GA	Sv%	G	A	PIM
30	Ilya Bryzgalov	65	3759	2.98	26	31	6	5	3	187	0.906	0	2	4
32	#Mikael Tellqvist	15	797	2.86	7	5	1	2	0	38	0.907	0	0	0
35	*Al Montoya	5	259	2.08	3	1	0	0	1	9	0.925	0	0	0
42	*Josh Tordjman	2	117	4.07	0	2	0	0	0	8	0.871	0	0	0

Note: The above statistics are only for games played with Phoenix.

* Rookie ^Acquired during season #Relocated during season

2008-09 CATEGORY LEADERS

GAMES PLAYED

Shane Doan	82
Ed Jovanovski	82
Zbynek Michalek	82
Mikkel Boedker	78
Scottie Upshall	74
Martin Hanzal	74

GOALS

Shane Doan	31
Scottie Upshall	15
Matthew Lombardi	14
Steven Reinprecht	14
Peter Mueller	13
Enver Lisin	13

ASSISTS

Shane Doan	42
Matthew Lombardi	32
Steven Reinprecht	27
Ed Jovanovski	27
Keith Yandle	26

POINTS

Shane Doan	73
Matthew Lombardi	46
Steven Reinprecht	41
Peter Mueller	36
Ed Jovanovski	36

PENALTY MINUTES

Brandon Prust	108
Ed Jovanovski	106
Scottie Upshall	89
Shane Doan	72
Todd Fedoruk	72

PP GOALS

Shane Doan	10
Ed Jovanovski	6
Peter Mueller	5
Scottie Upshall	5
4 Players Tied	3

PP ASSISTS

Shane Doan	15
Ed Jovanovski	12
Keith Yandle	12
Kyle Turris	8
Matthew Lombardi	7

PP POINTS

Shane Doan	25
Ed Jovanovski	18
Keith Yandle	13
Peter Mueller	11
Kyle Turris	11

SH GOALS

Martin Hanzal	2
Matthew Lombardi	1

GW GOALS

Shane Doan	4
Peter Mueller	4
Nigel Dawes	4
Steven Reinprecht	3
Ed Jovanovski	3
Mikkel Boedker	3
Kyle Turris	3

OVERTIME GOALS

Petr Prucha	1

SHOTS

Shane Doan	230
Ed Jovanovski	194
Scottie Upshall	192
Matthew Lombardi	177
Peter Mueller	138

PLUS/MINUS

Matthew Lombardi	+13
Ken Klee	+9
Scottie Upshall	+7
Shane Doan	+5
Daniel Winnik	+1

SHOOTING PERCENTAGE

Steven Reinprecht	14.7%
Shane Doan	13.5%
Enver Lisin	12.4%
Martin Hanzal	11.3%
Mikkel Boedker	9.5%

AVG TIME ON ICE PER GAME

Zbynek Michalek	22:42
Ed Jovanovski	22:09
Kurt Sauer	20:37
Shane Doan	20:14
Matthew Lombardi	17:40

BLOCKED SHOTS

Zbynek Michalek	271
Kurt Sauer	122
Ed Jovanovski	112
Ken Klee	105
Dmitri Kalinin	74

HITS

Shane Doan	188
Martin Hanzal	132
Ed Jovanovski	132
Todd Fedoruk	125
Ken Klee	102

TAKEAWAYS

Shane Doan	48
Mikkel Boedker	41
Scottie Upshall	34
Matthew Lombardi	31
Dmitri Kalinin	29

GIVEAWAYS

Ed Jovanovski	40
Dmitri Kalinin	33
Shane Doan	31
Zbynek Michalek	31
Matthew Lombardi	30
Scottie Upshall	30

FACEOFFS TAKEN

Martin Hanzal	1078
Steven Reinprecht	886
Matthew Lombardi	843
Kyle Turris	567
Shane Doan	362

FACEOFFS WON

Martin Hanzal	521
Matthew Lombardi	438
Steven Reinprecht	410
Kyle Turris	243
Shane Doan	160

FACEOFF WIN PERCENTAGE

Matthew Lombardi	52.0%
Martin Hanzal	48.3%
Steven Reinprecht	46.3%
Shane Doan	44.2%
Kyle Turris	42.8%

Minimum 100 faceoffs taken

WINS

Ilya Bryzgalov	26
Al Montoya	3

GOALS AGAINST AVERAGE

Al Montoya	2.08
Ilya Bryzgalov	2.98
Josh Tordjman	4.07

SAVE PERCENTAGE

Al Montoya	.925
Ilya Bryzgalov	.906
Josh Tordjman	.871

SHUTOUTS

Ilya Bryzgalov	3
Al Montoya	1

2008-09 HOME & ROAD BREAKDOWN

		HOME					ROAD					TOTAL				
No.	Player	GP	G	A	PTS	+/-	GP	G	A	PTS	+/-	GP	G	A	PTS	+/-
19	Shane Doan	41	13	27	40	10	41	18	25	33	-5	82	31	42	73	5
28	Steven Reinprecht	35	8	16	24	7	38	6	11	17	-7	73	14	27	41	0
88	Peter Mueller	37	7	12	19	-1	35	6	11	17	-6	72	13	23	36	-7
55	Ed Jovanovski	41	4	15	19	-1	41	5	12	17	-14	82	9	27	36	-15
11	Martin Hanzal	38	5	10	15	-1	36	6	10	16	-3	74	11	20	31	-4
3	Keith Yandle	36	2	15	17	5	33	1	11	13	-9	69	4	26	30	-4
89	*Mikkel Boedker	39	6	12	18	2	39	5	5	10	-8	78	11	17	28	-6
4	Zbynek Michalek	41	4	12	16	-2	41	2	9	11	-11	82	6	21	27	-13
18	Enver Lisin	24	8	7	15	1	24	5	1	6	-14	48	13	8	21	-13
36	^Joakim Lindstrom	20	4	6	10	-3	25	5	5	10	-3	44	9	11	20	-6
91	Kyle Turris	33	6	4	10	-6	30	2	8	10	-9	63	8	12	20	-15
41	*Viktor Tikhonov	32	6	5	11	1	29	2	3	5	-4	61	8	8	16	-3
15	^Matthew Lombardi	9	3	5	8	1	10	2	6	8	1	19	5	11	16	2
8	^Scottie Upshall	9	4	4	8	-1	10	4	1	5	3	19	8	5	13	2
17	Todd Fedoruk	36	3	4	7	-3	36	3	3	6	-6	72	6	7	13	-9
2	Ken Klee	33	1	3	4	6	35	0	7	7	3	68	1	10	11	9
23	*Kevin Porter	15	3	2	5	3	19	2	3	5	-5	34	5	5	10	-2
16	^Petr Prucha	9	1	4	5	-1	10	1	4	5	3	19	2	8	10	2
21	David Hale	21	0	4	4	-5	27	3	2	5	-6	48	3	6	9	-11
34	Daniel Winnik	24	3	2	5	7	25	0	2	2	-6	49	3	4	7	1
44	Kurt Sauer	35	0	1	1	2	33	1	5	6	-3	68	1	6	7	-1
73	Steven Goertzen	8	2	0	2	-2	8	0	2	2	0	16	2	2	4	-2
26	Joel Perrault	4	0	1	1	-1	3	2	0	2	3	7	2	1	3	2
45	^Dmitri Kalinin	7	1	2	3	2	8	0	1	1	-4	15	1	3	4	-2
14	^Nigel Dawes	4	0	1	1	-1	8	0	1	1	-3	12	0	2	2	-4
29	^*Brandon Prust	6	0	0	0	-2	5	0	1	1	-2	11	0	1	1	-4
15	Jeff Hoggan	2	0	1	1	-1	2	0	0	0	0	4	0	1	1	-1
6	*David Schlemko	1	0	1	1	-1	2	0	0	0	-1	3	0	1	1	2
39	Garth Murray	5	0	0	0	-1	5	0	0	0	-1	10	0	0	0	-2
14	^*Alexander Nikulin	0	0	0	0	0	1	0	0	0	-1	1	0	0	0	-1

GOALTENDER		GP	W	L	OTL	GA	MIN	SAVES	SHOTS	TSA	GAA	SV%
Ilya Bryzgalov	Home Totals	32	16	11	3	81	1784	859	2	940	2.72	0.914
	Road Totals	33	10	20	3	106	1976	948	1	1054	3.22	0.899
	Season Totals	65	26	31	6	187	3760	1807	3	1994	2.98	0.906
*Al Montoya	Home Totals	2	1	0	0	2	80	22	0	24	1.5	0.917
	Road Totals	3	2	1	0	7	179	89	1	96	2.34	0.927
	Season Totals	5	3	1	0	9	259	111	1	120	2.08	0.925
*Josh Tordjman	Home Totals	0	0	0	0	0	0	0	0	0	0	0
	Road Totals	2	0	2	0	8	118	54	0	62	4.07	0.871
	Season Totals	2	0	2	0	8	118	54	0	62	4.07	0.871

Note: The above statistics are only for games played with Phoenix. * - Rookie ^ - Acquired during season # - Relocated during season

PLAYER GAME-BY-GAME STATS

Date	Opp	KLEE # 2	YANDLE # 3	MICHALEK # 4	SCHLEMKO # 6	UPSHALL # 8	HANZAL # 11	JOKINEN # 12
Oct 11	Vs CBJ	-	1-0 4/1 13:55	0-0 0/0 20:03	MIN	-	0-1 3/0 16:14	1-1 3/0 19:00
Oct 12	@ ANA	-	0-1 1/-1 13:49	0-0 0/2 22:17	MIN	-	0-0 2/-1 18:19	0-1 1/0 20:52
Oct 15	@ CHI	-	0-0 1/-3 17:03	0-0 1/-1 25:53	MIN	-	0-0 0/-1 17:15	0-1 3/-1 18:19
Oct 17	@ OTT	-	0-1 1/-1 16:04	0-0 0/-1 18:59	MIN	-	0-0 1/-1 16:09	0-2 1/1 19:46
Oct 18	@ MTL	-	0-0 3/-1 16:35	0-1 0/0 24:18	MIN	-	0-0 1/-1 15:43	0-0 2/0 15:00
Oct 23	Vs WSH	-	0-1 1/1 11:25	0-0 1/1 23:02	MIN	-	0-1 0/1 17:57	0-1 5/1 20:42
Oct 25	Vs CGY	-	0-0 2/1 17:25	0-0 0/0 22:29	MIN	-	0-1 3/0 17:00	0-0 1/0 18:36
Oct 30	Vs PIT	0-0 1/0 17:48	DND	0-2 1/3 20:30	MIN	-	0-0 0/0 15:55	1-0 7/2 21:02
Nov 1	Vs MIN	0-0 1/-1 12:33	DND	0-0 1/1 20:13	MIN	-	0-0 0/-2 17:21	2-0 4/0 19:38
Nov 4	@ CGY	0-0 0/0 13:50	DND	0-0 0/0 21:23	MIN	-	0-1 2/1 16:58	0-1 3/0 18:39
Nov 6	@ VAN	0-0 1/0 8:44	DND	0-0 0/-1 25:36	MIN	-	0-0 0/0 17:23	0-0 1/-1 16:00
Nov 8	Vs FLA	0-0 0/2 11:43	0-2 4/2 16:18	0-0 0/2 20:14	MIN	-	0-1 6/2 20:22	1-1 6/2 20:10
Nov 9	Vs S.J	DND	0-0 0/0 11:39	0-1 1/2 25:02	MIN	-	0-1 1/1 18:28	2-1 7/1 19:42
Nov 12	@ CBJ	0-1 1/1 12:04	0-1 1/2 16:43	0-0 1/1 20:56	MIN	-	1-1 1/2 18:17	0-0 2/1 19:54
Nov 13	@ MIN	0-0 0/0 16:00	0-0 1/0 13:53	0-0 2/0 20:58	MIN	-	0-0 0/0 16:02	0-0 3/0 16:44
Nov 15	Vs DAL	0-0 0/1 12:12	0-1 1/1 17:18	0-0 0/-1 26:07	MIN	-	0-1 3/1 18:00	0-0 5/-1 18:32
Nov 18	Vs CHI	0-0 0/-1 11:07	0-1 4/0 18:27	1-0 5/0 26:54	MIN	-	0-0 2/-1 18:57	0-1 2/-1 15:52
Nov 21	@ CAR	DND	0-1 1/-1 22:08	0-0 0/-3 28:17	MIN	-	0-0 0/-1 16:19	0-0 4/-1 19:11
Nov 22	@ PHI	0-0 1/0 9:54	0-0 2/-2 16:41	0-1 1/0 29:01	MIN	-	1-1 2/0 20:45	0-0 2/0 20:19
Nov 24	@ NYR	0-1 0/1 15:28	0-0 1/0 22:36	0-0 1/-2 28:27	MIN	-	0-0 0/-2 15:13	0-1 3/1 16:36
Nov 26	@ CBJ	0-0 0/0 16:29	0-1 2/-1 10:39	0-0 1/1 27:47	MIN	-	0-1 1/-1 20:59	0-0 1/-1 3:36
Nov 28	Vs COL	DND	0-1 1/1 18:44	0-0 2/0 22:50	MIN	-	0-0 0/0 16:04	INJ
Nov 29	Vs S.J	0-0 1/-1 14:41	0-0 1/0 20:25	0-0 2/-1 23:09	MIN	-	0-0 0/0 20:03	INJ
Dec 2	Vs L.A	DND	0-1 1/1 16:54	0-1 0/1 23:48	MIN	-	1-0 3/1 16:06	INJ
Dec 4	Vs TOR	0-1 0/1 14:06	0-0 1/1 17:37	0-1 2/1 23:14	MIN	-	3-0 4/3 17:40	INJ
Dec 6	@ STL	0-0 0/0 9:02	0-1 3/0 23:59	0-1 1/-1 21:54	MIN	-	0-0 1/-1 16:43	INJ
Dec 7	@ CHI	DND	0-1 0/-1 22:53	0-0 0/-3 24:43	MIN	-	0-0 2/-1 14:40	INJ
Dec 10	@ DAL	0-0 3/0 15:49	0-0 2/0 13:25	0-1 2/2 20:28	MIN	-	2-0 (W) 4/3 18:57	2-0 5/-1 17:40
Dec 11	Vs MIN	0-0 0/0 17:52	0-0 0/1 15:00	1-0 2/1 22:37	MIN	-	0-0 2/0 18:31	1-0 (W) 3/0 16:36
Dec 13	Vs DET	0-0 0/0 12:34	0-0 3/0 20:12	0-0 0/-1 21:10	MIN	-	0-1 1/0 17:05	0-0 4/-1 18:45
Dec 16	@ DAL	0-0 0/0 13:25	0-0 0/0 19:02	0-1 1/0 26:45	MIN	-	0-0 1/0 16:10	0-0 1/0 17:20
Dec 18	Vs NSH	0-0 0/1 12:01	0-0 2/1 12:33	0-1 1/0 23:58	MIN	-	0-0 0/0 18:36	0-0 2/0 16:11
Dec 20	Vs CBJ	0-1 2/2 15:01	0-0 1/1 13:27	0-0 1/0 21:02	MIN	-	0-0 2/0 16:36	0-0 0/0 19:54
Dec 22	@ EDM	0-0 0/0 14:05	0-0 1/0 13:16	0-0 2/1 22:48	MIN	-	1-0 2/0 17:37	0-1 6/-1 15:02
Dec 23	@ COL	0-2 2/2 13:21	DND	0-0 3/-2 24:52	MIN	-	0-0 1/0 14:19	1-2 3/2 19:45
Dec 26	@ L.A	0-0 0/0 11:36	0-0 3/0 10:57	0-0 0/0 23:31	MIN	-	0-0 0/0 16:19	0-1 3/1 19:55
Dec 27	Vs L.A	0-0 0/0 13:56	0-0 2/0 15:40	0-0 1/-1 19:21	MIN	-	0-0 1/0 17:12	0-0 2/0 19:55
Dec 31	Vs COL	0-0 1/0 15:32	DND	0-0 2/2 23:18	MIN	-	0-0 0/0 15:40	1-0 1/0 16:15
Jan 2	Vs NYI	0-0 1/0 16:32	DND	1-1 4/3 23:07	MIN	-	0-0 1/-1 13:31	1-0 3/0 16:11
Jan 4	@ ANA	0-0 0/0 16:34	DND	0-0 0/0 23:46	MIN	-	0-0 1/0 17:48	0-0 3/0 19:57
Jan 6	Vs CHI	INJ	0-0 1/-2 14:03	0-0 2/-4 25:38	MIN	-	0-0 0/-2 12:11	0-0 1/-2 9:46
Jan 8	Vs T.B	INJ	0-0 0/0 9:11	0-1 1/1 21:48	MIN	-	0-0 3/0 17:39	1-0 3/1 18:42
Jan 10	Vs DAL	0-0 0/0 12:36	DND	0-0 1/0 24:54	MIN	-	0-0 0/0 21:11	0-0 7/0 18:21
Jan 13	@ MIN	0-0 2/1 20:31	0-0 2/-2 16:27	0-0 1/-3 22:00	MIN	-	0-0 1/0 14:02	1-0 4/-1 14:57
Jan 15	@ VAN	0-0 2/0 15:37	1-1 1/1 11:57	0-0 3/0 23:06	MIN	-	0-1 2/1 16:53	0-0 2/0 17:23
Jan 17	@ CGY	0-1 0/0 14:27	0-0 0/1 12:06	0-1 1/2 22:35	DND	-	0-2 0/2 19:27	1-0 3/0 16:21
Jan 18	@ EDM	0-0 0/0 15:42	1-0 5/-1 15:50	0-0 1/-1 20:16	DND	-	0-0 0/-3 17:56	0-1 3/0 16:53
Jan 20	Vs DET	0-0 0/0 13:58	1-0 1/0 14:16	0-0 1/1 21:50	MIN	-	0-1 2/2 16:50	1-0 1/2 16:11
Jan 27	Vs ANA	0-0 1/-1 14:51	0-1 2/-2 19:34	0-0 1/-4 18:04	MIN	-	0-0 2/-2 15:59	0-1 4/-1 18:15
Jan 29	@ S.J	0-0 0/0 11:59	0-0 2/-1 13:46	0-0 0/0 22:01	MIN	-	0-0 4/-1 18:44	0-0 2/-1 23:04
Jan 31	Vs BUF	0-0 0/-1 11:25	0-0 0/0 17:04	0-0 3/-1 23:17	MIN	-	0-0 2/-2 16:34	0-0 2/0 18:23
Feb 3	@ NSH	0-0 1/0 16:57	0-1 3/1 17:50	0-0 1/1 23:58	0-0 1/-2 19:34	-	0-0 2/-1 16:15	0-0 6/0 22:31
Feb 4	@ DET	0-1 0/0 18:06	0-2 0/1 20:13	0-0 1/-3 22:58	0-0 1/1 18:05	-	0-0 2/-1 15:51	0-0 1/1 19:50
Feb 7	Vs CAR	0-0 0/0 16:50	0-0 0/-1 14:22	0-1 1/-1 21:10	0-1 1/-1 20:09	-	0-0 1/1 8:47	0-0 2/-2 20:37
Feb 11	@ DAL	0-1 0/1 17:43	0-0 2/1 16:34	0-0 2/0 23:22	MIN	-	INJ	0-0 0/0 16:39
Feb 12	Vs VAN	0-0 1/0 13:45	0-0 2/0 16:56	0-0 0/-2 24:45	MIN	-	INJ	0-1 2/-2 19:07
Feb 14	Vs CGY	0-0 1/-1 15:04	0-1 3/-1 21:52	0-1 1/1 21:08	DND	-	INJ	0-1 4/-2 19:24
Feb 16	Vs EDM	0-0 0/0 12:27	0-0 2/0 18:08	0-0 1/0 21:52	DND	-	0-0 1/0 13:38	0-0 4/-1 22:19
Feb 19	Vs ATL	0-0 0/1 13:35	0-1 5/1 18:41	0-1 3/-1 21:48	MIN	-	0-0 1/-2 17:21	0-1 3/1 17:21
Feb 21	@ L.A	0-0 1/1 16:31	DND	0-1 1/3 21:17	MIN	-	0-2 1/3 14:36	3-0 (W) 4/3 19:57
Feb 24	@ STL	0-0 1/0 13:59	DND	0-0 0/0 22:44	MIN	-	0-0 1/0 16:29	0-0 2/0 19:11
Feb 26	@ NSH	0-0 1/1 18:59	DND	0-0 0/-3 20:54	MIN	-	0-0 3/-1 14:38	0-1 3/-2 20:22
Feb 28	Vs STL	0-0 2/0 21:51	0-1 2/-1 16:04	0-0 4/-2 26:47	MIN	-	0-0 0/0 16:27	1-0 4/-2 18:04
Mar 5	@ BOS	0-0 0/0 14:39	0-0 0/0 14:02	0-0 0/-1 23:41	MIN	1-0 3/0 13:36	0-0 1/0 13:42	Traded to CGY
Mar 6	@ BUF	0-0 0/0 17:18	0-0 2/0 17:39	0-0 2/-2 18:11	MIN	0-0 0/0 15:25	0-0 0/-1 13:56	-
Mar 8	@ NYI	0-0 2/0 13:09	0-0 2/0 17:30	0-0 8/0 18:52	MIN	1-0 7/1 21:53	DND	-
Mar 10	@ DET	0-0 1/-2 17:17	0-0 1/1 20:17	0-0 0/0 23:55	MIN	0-0 3/0 20:55	1-0 2/1 15:07	-
Mar 12	@ N.J	0-0 0/-1 16:25	0-0 5/-1 17:18	0-0 0/-1 22:41	MIN	1-0 5/0 17:45	INJ	-
Mar 14	Vs NSH	0-0 0/-1 17:25	0-0 3/0 17:56	0-0 0/-1 22:25	MIN	0-0 3/-1 19:21	0-0 1/0 11:30	-
Mar 17	Vs S.J	0-0 1/1 15:22	0-0 1/0 17:30	0-0 1/-2 25:10	MIN	0-1 1/-1 17:18	0-0 2/-1 17:58	-
Mar 19	Vs ANA	0-0 0/0 18:49	0-0 2/0 16:39	1-0 2/0 23:17	MIN	0-2 2/2 19:53	0-0 1/0 17:05	-
Mar 21	Vs VAN	0-0 1/1 17:03	0-1 0/0 14:43	0-0 4/2 19:39	MIN	0-1 2/1 16:39	0-1 1/1 9:58	-
Mar 22	@ ANA	0-0 1/1 19:02	DND	0-1 2/-1 20:49	MIN	0-0 4/0 20:26	DND	-
Mar 26	Vs EDM	1-0 2/1 17:47	0-0 1/1 14:32	0-0 0/0 23:01	MIN	0-0 5/0 17:10	1-0 (W) 1/1 15:32	-
Mar 28	@ S.J	0-0 2/-1 18:22	0-0 2/-1 19:38	0-1 1/2 18:01	MIN	0-0 3/0 13:40	0-1 3/1 15:35	-
Mar 30	Vs DAL	0-1 1/3 18:22	0-0 3/0 17:59	0-0 0/-3 21:14	MIN	2-0 5/-1 21:14	0-1 1/-1 12:09	-
Apr 1	@ COL	0-0 2/0 17:46	0-0 2/1 20:10	1-0 2/2 19:27	MIN	0-0 3/0 20:44	0-0 0/1 10:23	-
Apr 2	Vs L.A	0-0 1/1 17:23	0-0 1/-1 20:06	0-0 2/1 22:14	MIN	1-0 (W) 4/1 22:39	DND	-
Apr 4	@ L.A	0-0 1/-3 20:56	0-0 5/0 16:42	0-0 3/-1 23:02	MIN	0-0 4/0 19:42	DND	-
Apr 7	Vs STL	0-0 1/-3 16:29	0-1 1/0 20:09	0-0 2/-1 20:35	MIN	1-0 4/-1 16:53	0-0 0/-1 13:57	-
Apr 9	@ S.J	0-0 1/1 18:55	0-0 0/-1 16:06	1-0 1/2 20:33	MIN	1-1 3/2 16:21	0-0 0/0 14:41	-
Apr 11	Vs ANA	0-0 2/1 21:59	0-2 3/-1 16:07	0-1 4/1 22:46	MIN	0-0 5/-1 21:38	0-0 2/0 17:52	-

PLAYER GAME-BY-GAME STATS

Date	Opp	CARCILLO # 13	NIKULIN # 14	DAWES # 14	HOGGAN # 15	LOMBARDI # 15	PRUCHA # 16	FEDORUK # 17
Oct 11	Vs CBJ	0-0 3/0 11:59	MIN	-	MIN	-	-	0-0 0/1 12:31
Oct 12	@ ANA	0-0 3/0 10:44	MIN	-	MIN	-	-	0-1 0/1 9:24
Oct 15	@ CHI	0-0 3/-1 10:52	MIN	-	MIN	-	-	0-0 1/-1 10:13
Oct 17	@ OTT	SUS	MIN	-	MIN	-	-	0-0 0/0 9:47
Oct 18	@ MTL	SUS	MIN	-	MIN	-	-	0-0 0/0 8:53
Oct 23	Vs WSH	0-0 2/0 16:39	MIN	-	MIN	-	-	0-0 2/1 12:23
Oct 25	Vs CGY	0-0 2/0 10:47	MIN	-	MIN	-	-	1-0 3/-1 12:44
Oct 30	Vs PIT	0-0 0/0 8:53	MIN	-	MIN	-	-	0-0 1/0 14:56
Nov 1	Vs MIN	0-0 3/-2 17:13	MIN	-	MIN	-	-	0-0 1/-1 12:29
Nov 4	@ CGY	0-0 1/0 13:27	MIN	-	MIN	-	-	0-0 0/0 11:51
Nov 6	@ VAN	0-0 3/0 10:46	MIN	-	MIN	-	-	0-0 2/0 10:26
Nov 8	Vs FLA	0-0 1/2 14:01	MIN	-	MIN	-	-	0-0 0/0 9:43
Nov 9	Vs S.J	0-0 1/0 13:23	MIN	-	MIN	-	-	0-1 0/1 10:57
Nov 12	@ CBJ	DND	MIN	-	MIN	-	-	0-0 0/0 10:26
Nov 13	@ MIN	DND	MIN	-	MIN	-	-	0-0 0/0 10:44
Nov 15	Vs DAL	0-0 2/-1 15:04	MIN	-	MIN	-	-	0-0 0/0 8:25
Nov 18	Vs CHI	0-0 3/-1 13:32	MIN	-	MIN	-	-	0-0 1/0 9:55
Nov 21	@ CAR	0-0 5/-1 15:50	MIN	-	MIN	-	-	0-0 0/-1 9:53
Nov 22	@ PHI	1-0 3/-1 11:30	MIN	-	MIN	-	-	1-0 3/1 10:44
Nov 24	@ NYR	0-0 6/0 12:41	MIN	-	MIN	-	-	0-0 3/-1 11:53
Nov 26	@ CBJ	1-0 2/0 10:57	MIN	-	MIN	-	-	0-0 1/-1 12:59
Nov 28	Vs COL	0-1 1/2 12:38	MIN	-	MIN	-	-	0-0 1/0 11:52
Nov 29	Vs S.J	0-0 1/-1 12:21	MIN	-	MIN	-	-	0-0 1/-1 10:22
Dec 2	Vs L.A	0-0 5/2 14:44	MIN	-	MIN	-	-	0-0 0/0 9:57
Dec 4	Vs TOR	0-0 3/-1 11:16	MIN	-	MIN	-	-	1-0 1/0 9:55
Dec 6	@ STL	0-0 2/0 12:47	MIN	-	MIN	-	-	0-0 1/-1 7:54
Dec 7	@ CHI	0-1 0/-1 11:50	MIN	-	MIN	-	-	0-0 2/-1 15:45
Dec 10	@ DAL	0-0 1/-2 10:12	MIN	-	MIN	-	-	0-0 0/1 7:13
Dec 11	Vs MIN	0-0 3/0 13:52	MIN	-	MIN	-	-	0-0 0/0 11:35
Dec 13	Vs DET	0-0 2/0 11:53	MIN	-	MIN	-	-	0-0 0/0 12:14
Dec 16	@ DAL	0-0 5/0 12:41	MIN	-	MIN	-	-	1-0 1/1 10:42
Dec 18	Vs NSH	0-0 2/0 13:27	MIN	-	MIN	-	-	0-0 0/0 13:23
Dec 20	Vs CBJ	0-0 0/0 12:12	MIN	-	MIN	-	-	0-0 2/0 12:01
Dec 22	@ EDM	0-0 0/-1 9:41	MIN	-	MIN	-	-	0-0 0/1 10:42
Dec 23	@ COL	DND	MIN	-	MIN	-	-	0-0 0/0 9:17
Dec 26	@ L.A	0-0 1/0 9:05	MIN	-	MIN	-	-	0-0 0/0 11:59
Dec 27	Vs L.A	0-0 0/-1 4:59	MIN	-	MIN	-	-	0-0 1/0 3:51
Dec 31	Vs COL	DND	MIN	-	MIN	-	-	0-0 2/0 10:20
Jan 2	Vs NYI	DND	MIN	-	MIN	-	-	0-0 0/-1 11:19
Jan 4	@ ANA	0-0 4/0 7:21	MIN	-	MIN	-	-	0-0 0/0 11:44
Jan 6	Vs CHI	0-0 2/-2 12:35	MIN	-	MIN	-	-	0-0 1/-1 8:50
Jan 8	Vs T.B	0-0 0/-1 9:31	MIN	-	MIN	-	-	0-0 1/-1 12:28
Jan 10	Vs DAL	0-0 1/0 10:00	MIN	-	MIN	-	-	0-0 0/0 8:01
Jan 13	@ MIN	0-0 1/0 11:38	MIN	-	MIN	-	-	0-0 1/-1 13:00
Jan 15	@ VAN	0-0 1/-1 10:15	MIN	-	MIN	-	-	0-1 0/0 15:13
Jan 17	@ CGY	0-0 1/1 11:05	MIN	-	MIN	-	-	0-0 2/0 11:31
Jan 18	@ EDM	1-0 1/1 9:34	MIN	-	MIN	-	-	0-0 3/-1 12:38
Jan 20	Vs DET	0-1 1/1 11:19	MIN	-	MIN	-	-	0-0 1/0 11:20
Jan 27	Vs ANA	0-0 3/-1 15:58	MIN	-	MIN	-	-	0-0 0/-2 12:04
Jan 29	@ S.J	0-0 1/0 10:48	MIN	-	MIN	-	-	0-0 0/0 7:48
Jan 31	Vs BUF	0-0 1/0 2:39	DND	-	MIN	-	-	0-0 0/-2 6:09
Feb 3	@ NSH	0-0 1/-1 8:38	0-0 1/-1 5:35	-	MIN	-	-	0-0 0/-1 9:37
Feb 4	@ DET	DND	MIN	-	0-0 0/0 9:37	-	-	1-0 2/-1 13:17
Feb 7	Vs CAR	0-0 1/0 7:13	MIN	-	0-1 1/1 11:06	-	-	0-0 2/0 13:45
Feb 11	@ DAL	0-0 1/0 10:53	MIN	-	0-0 3/0 15:03	-	-	0-0 1/0 9:45
Feb 12	Vs VAN	0-1 0/-1 10:54	MIN	-	0-0 3/-2 12:14	-	-	0-0 0/0 10:44
Feb 14	Vs CGY	0-0 1/-1 14:08	MIN	-	MIN	-	-	0-2 2/3 12:59
Feb 16	Vs EDM	DND	MIN	-	MIN	-	-	0-0 0/0 6:51
Feb 19	Vs ATL	0-1 1/1 10:43	MIN	-	MIN	-	-	0-1 0/1 12:39
Feb 21	@ L.A	0-1 0/2 19:48	MIN	-	MIN	-	-	0-0 0/-1 10:30
Feb 24	@ STL	0-0 2/0 16:44	MIN	-	MIN	-	-	0-0 1/0 9:07
Feb 26	@ NSH	0-1 1/-2 16:26	MIN	-	MIN	-	-	0-0 0/0 9:09
Feb 28	Vs STL	0-0 1/-1 16:49	MIN	-	MIN	-	-	0-0 0/0 5:33
Mar 5	@ BOS	Traded to PHI	MIN	0-1 0/1 14:35	MIN	0-0 3/-1 19:30	0-0 1/-1 16:03	DND
Mar 6	@ BUF	-	MIN	0-0 3/-1 13:09	MIN	1-0 3/0 20:41	0-1 2/0 17:36	DND
Mar 8	@ NYI	-	MIN	0-0 1/-1 17:35	MIN	0-2 2/1 23:16	0-1 1/1 20:50	0-0 1/0 8:55
Mar 10	@ DET	-	MIN	0-0 2/0 13:13	MIN	0-0 2/-1 23:59	0-0 0/0 20:33	0-1 2/1 11:31
Mar 12	@ N.J	-	MIN	0-0 3/-1 13:27	MIN	0-1 3/0 20:07	0-1 0/0 19:40	INJ
Mar 14	Vs NSH	-	MIN	0-0 0/-1 12:16	MIN	0-0 1/-1 20:47	0-0 1/-1 19:52	INJ
Mar 17	Vs S.J	-	MIN	DND	MIN	0-0 2/-1 17:43	0-0 2/-1 18:50	0-0 0/0 10:00
Mar 19	Vs ANA	-	MIN	DND	MIN	1-0 4/2 23:32	0-0 3/-1 21:04	0-0 0/-1 6:45
Mar 21	Vs VAN	-	MIN	0-0 1/0 13:54	MIN	1-0 3/2 16:55	0-1 1/1 15:30	DND
Mar 22	@ ANA	-	MIN	0-0 0/-1 15:14	MIN	0-0 6/0 22:27	1-0 3/0 15:57	0-0 1/0 7:31
Mar 26	Vs EDM	-	MIN	0-1 0/0 14:48	MIN	1-1 1/1 22:00	0-1 3/1 17:11	DND
Mar 28	@ S.J	-	MIN	0-0 2/0 14:21	MIN	1-0 3/0 19:44	0-0 2/1 17:54	0-0 1/0 10:13
Mar 30	Vs DAL	-	MIN	DND	MIN	0-2 4/0 24:11	1-2 (W) 2/0 21:39	DND
Apr 1	@ COL	-	MIN	0-0 3/0 13:37	MIN	0-1 2/1 21:46	0-1 0/1 20:05	DND
Apr 2	Vs L.A	-	MIN	DND	MIN	0-1 4/0 21:47	0-0 0/0 19:22	0-0 3/0 10:41
Apr 4	@ L.A	-	MIN	DND	MIN	0-0 5/0 19:31	0-0 1/0 19:20	DND
Apr 7	Vs STL	-	MIN	0-0 4/0 13:39	MIN	0-1 4/-1 18:38	0-0 1/0 16:01	DND
Apr 9	@ S.J	-	MIN	DND	MIN	0-2 0/1 19:57	0-0 0/1 15:22	0-0 0/-1 10:43
Apr 11	Vs ANA	-	MIN	DND	MIN	0-0 6/-1 20:40	0-0 0/-1 17:29	1-0 1/1 9:58

PLAYER GAME-BY-GAME STATS

Date	Opp	LISIN # 18	DOAN # 19	HALE # 21	MCGRATTAN # 22	PORTER # 23	PERRAULT # 26	REINPRECHT # 28
Oct 11	Vs CBJ	DND	0-0 1/0 20:19	0-1 0/1 14:32	DND	0-1 0/1 12:24	MIN	0-1 2/1 13:32
Oct 12	@ ANA	DND	2-0 2/1 19:55	0-0 0/-2 13:01	DND	0-1 2/1 12:52	MIN	0-2 0/3 13:34
Oct 15	@ CHI	DND	0-0 5/-1 18:42	0-0 0/-1 19:16	DND	0-0 1/-1 12:06	MIN	0-0 1/-1 14:06
Oct 17	@ OTT	1-0 2/0 11:58	1-0 6/-1 15:51	0-0 0/0 16:17	DND	0-0 0/-1 11:54	MIN	0-0 3/0 11:59
Oct 18	@ MTL	0-0 2/-1 13:28	1-0 4/0 20:03	0-0 0/-3 16:42	DND	0-0 3/0 18:47	MIN	0-1 2/0 16:56
Oct 23	Vs WSH	DND	0-0 2/0 23:59	0-0 0/1 10:15	0-0 1/0 4:47	0-0 2/0 16:15	MIN	DND
Oct 25	Vs CGY	DND	0-1 1/0 23:58	0-0 0/-1 10:30	0-0 1/-1 3:57	0-0 1/0 11:34	MIN	DND
Oct 30	Vs PIT	MIN	2-1 (W) 5/2 21:46	0-0 2/0 14:15	DND	1-0 2/1 12:35	MIN	0-2 2/2 11:32
Nov 1	Vs MIN	MIN	0-2 2/0 20:07	0-0 1/-1 14:49	DND	0-0 0/0 15:52	MIN	0-0 2/0 17:06
Nov 4	@ CGY	MIN	1-1 3/0 20:58	0-0 1/2 17:28	DND	0-1 0/0 12:19	MIN	1-0 1/0 14:10
Nov 6	@ VAN	MIN	0-0 2/-1 21:48	0-0 0/0 13:31	DND	0-0 0/0 6:47	MIN	0-0 5/0 15:17
Nov 8	Vs FLA	MIN	0-0 7/0 22:32	DND	DND	DND	MIN	0-0 1/-1 14:45
Nov 9	Vs S.J	MIN	0-1 4/1 20:32	0-0 0/0 12:20	DND	DND	MIN	0-0 0/0 11:26
Nov 12	@ CBJ	MIN	2-1 5/3 21:34	DND	DND	1-0 (W) 3/1 13:50	MIN	1-1 3/2 16:18
Nov 13	@ MIN	MIN	0-0 3/0 18:38	DND	DND	0-0 2/0 14:40	MIN	0-0 1/0 14:45
Nov 15	Vs DAL	MIN	0-1 1/0 19:39	DND	DND	1-0 4/1 15:01	MIN	1-0 1/0 15:13
Nov 18	Vs CHI	MIN	1-0 4/1 24:45	DND	0-0 0/0 4:39	0-0 1/0 18:43	MIN	0-0 1/0 17:16
Nov 21	@ CAR	MIN	1-0 2/-2 20:48	0-0 1/0 12:20	DND	1-0 3/-2 18:01	MIN	0-0 0/0 15:13
Nov 22	@ PHI	0-0 4/-1 16:34	0-0 2/-1 25:06	0-0 0/0 10:28	DND	0-1 0/1 11:45	MIN	0-0 2/-1 20:48
Nov 24	@ NYR	1-0 2/0 16:09	0-0 3/-1 19:53	0-0 0/0 12:49	DND	0-0 1/0 14:35	MIN	0-0 1/-2 17:14
Nov 26	@ CBJ	0-0 1/-1 13:15	0-1 3/2 20:12	1-0 1/0 14:14	DND	0-0 1/-1 15:30	MIN	0-0 2/0 18:26
Nov 28	Vs COL	0-2 3/2 10:44	0-0 1/-1 22:45	0-0 0/0 13:36	DND	1-0 (W) 2/2 11:22	MIN	0-0 2/0 19:43
Nov 29	Vs S.J	0-0 0/-1 13:50	0-2 1/0 18:30	DND	DND	0-0 1/-1 11:55	MIN	0-0 4/0 18:19
Dec 2	Vs L.A	2-0 (W) 4/2 15:34	1-0 1/0 21:42	0-0 0/-1 6:03	DND	0-1 1/2 14:13	DND	0-0 0/-1 18:59
Dec 4	Vs TOR	0-0 0/-1 14:51	0-1 1/2 17:40	DND	DND	0-0 2/-1 15:17	MIN	2-0 (W) 2/1 16:52
Dec 6	@ STL	0-0 3/-1 15:44	1-1 3/1 20:50	DND	DND	0-0 0/-1 15:30	MIN	0-2 0/1 18:01
Dec 7	@ CHI	1-0 4/-2 13:31	0-0 2/-2 15:21	0-0 1/0 17:05	DND	0-0 0/-1 12:40	MIN	0-0 1/-2 11:11
Dec 10	@ DAL	0-0 1/-1 9:50	0-1 3/1 21:14	DND	DND	DND	MIN	1-0 1/0 17:54
Dec 11	Vs MIN	0-1 3/0 9:22	0-1 0/1 20:08	DND	DND	DND	MIN	0-2 0/2 16:13
Dec 13	Vs DET	0-0 4/0 15:54	1-0 3/-1 23:08	DND	DND	MIN	MIN	1-0 2/0 17:31
Dec 16	@ DAL	INJ	0-0 2/-2 21:05	DND	DND	0-0 0/0 13:01	MIN	0-0 0/0 14:42
Dec 18	Vs NSH	0-1 3/0 11:09	0-0 2/0 17:42	DND	DND	DND	MIN	0-0 1/0 17:13
Dec 20	Vs CBJ	0-0 3/0 11:01	0-1 1/1 20:28	DND	DND	DND	MIN	1-0 (W) 1/1 17:34
Dec 22	@ EDM	1-0 3/-1 14:42	0-1 4/1 20:57	DND	DND	DND	MIN	0-0 1/0 18:40
Dec 23	@ COL	0-0 0/-1 12:36	2-0 2/1 21:59	0-0 0/1 14:22	DND	0-0 1/0 15:40	MIN	0-0 0/0 18:52
Dec 26	@ L.A	0-0 2/0 12:32	1-1 (W) 6/1 22:49	DND	DND	0-0 0/0 13:21	MIN	0-0 2/0 17:16
Dec 27	Vs L.A	0-0 1/-1 17:03	0-0 2/0 22:45	DND	DND	0-0 0/-1 12:48	MIN	0-0 0/-1 20:33
Dec 31	Vs COL	0-1 0/0 15:39	0-2 5/2 17:39	0-1 0/1 11:52	DND	0-0 3/0 13:17	MIN	0-1 1/2 17:40
Jan 2	Vs NYI	0-1 4/0 16:39	1-0 1/1 17:06	0-0 1/0 14:23	DND	0-0 1/0 15:58	MIN	0-1 1/1 16:42
Jan 4	@ ANA	0-0 4/0 16:59	0-0 2/0 22:09	0-0 0/0 11:41	DND	0-0 1/0 12:57	MIN	0-0 1/0 14:47
Jan 6	Vs CHI	0-0 1/-1 16:42	0-0 2/-2 19:29	0-0 1/-1 14:43	DND	0-0 0/-1 11:11	MIN	0-0 1/-1 19:30
Jan 8	Vs T.B	0-0 1/0 19:55	0-2 2/1 21:42	0-1 0/0 13:11	DND	MIN	MIN	0-1 0/2 19:23
Jan 10	Vs DAL	0-0 6/0 18:20	0-0 1/0 25:01	0-0 0/0 16:19	DND	MIN	MIN	0-0 0/0 20:29
Jan 13	@ MIN	0-0 5/-2 16:35	0-2 1/-1 19:13	0-1 0/-1 18:57	DND	MIN	MIN	1-1 1/0 14:22
Jan 15	@ VAN	0-0 1/0 20:13	0-2 4/1 19:26	0-0 1/1 19:27	DND	MIN	MIN	0-1 0/1 8:36
Jan 17	@ CGY	0-0 2/0 18:47	0-0 2/-1 20:34	1-0 1/0 18:15	DND	MIN	MIN	0-0 2/0 20:12
Jan 18	@ EDM	0-0 3/-2 18:49	0-0 3/-2 19:21	0-0 1/-1 18:00	DND	MIN	MIN	0-0 2/-1 16:53
Jan 20	Vs DET	2-0 5/2 17:18	0-2 5/1 19:24	0-1 2/1 18:20	DND	MIN	MIN	0-1 0/1 19:13
Jan 27	Vs ANA	0-0 3/-3 17:02	2-0 2/1 20:15	0-0 0/-3 15:48	DND	MIN	MIN	0-2 1/0 17:30
Jan 29	@ S.J	0-0 4/-1 19:42	0-0 2/-1 24:00	0-0 1/0 19:19	DND	MIN	MIN	0-0 0/0 0:58
Jan 31	Vs BUF	0-0 1/0 19:47	0-0 0/0 22:17	0-0 1/0 17:20	DND	MIN	0-0 3/0 17:20	INJ
Feb 3	@ NSH	0-1 1/0 16:42	0-0 3/0 23:04	0-0 0/-2 15:25	DND	MIN	1-0 3/1 13:15	INJ
Feb 4	@ DET	0-0 0/-1 16:34	0-1 3/1 21:53	0-0 0/-2 16:16	DND	0-0 1/-1 8:48	1-0 3/1 14:44	INJ
Feb 7	Vs CAR	0-0 1/-1 14:37	1-0 2/-2 19:43	DND	DND	MIN	0-0 2/0 15:18	0-0 3/-2 18:25
Feb 11	@ DAL	1-0 (W) 5/1 14:44	0-0 3/0 22:46	0-0 0/0 19:13	DND	MIN	0-0 4/1 9:40	0-0 1/0 18:55
Feb 12	Vs VAN	1-0 3/2 17:13	0-0 4/1 22:34	0-0 1/1 15:38	DND	MIN	0-1 0/0 11:12	1-0 6/1 19:51
Feb 14	Vs CGY	0-0 2/-3 12:03	1-0 7/-2 23:00	0-0 1/-1 15:29	DND	MIN	0-0 0/-1 8:36	0-0 1/-3 16:44
Feb 16	Vs EDM	0-0 0/0 11:28	0-1 2/-1 25:36	DND	DND	MIN	MIN	0-0 0/-1 17:06
Feb 19	Vs ATL	DND	0-1 2/-1 23:00	DND	DND	MIN	MIN	0-0 0/0 19:38
Feb 21	@ L.A	0-0 0/-1 11:06	0-0 6/1 17:58	1-0 1/1 18:58	DND	MIN	MIN	0-1 1/0 14:56
Feb 24	@ STL	DND	1-0 5/-1 20:44	0-0 0/0 14:48	DND	MIN	MIN	0-1 1/0 16:01
Feb 26	@ NSH	DND	0-0 1/0 17:29	0-0 0/0 18:47	DND	MIN	MIN	0-0 2/0 14:46
Feb 28	Vs STL	0-0 1/0 10:45	0-0 1/0 20:08	0-0 0/0 10:54	MIN	MIN	MIN	0-0 3/0 19:05
Mar 5	@ BOS	DND	0-0 4/-1 18:35	DND	MIN	MIN	MIN	1-0 (W) 2/1 14:43
Mar 6	@ BUF	DND	0-0 3/0 19:36	DND	MIN	MIN	MIN	0-0 3/-1 12:21
Mar 8	@ NYI	0-0 1/0 9:31	1-0 4/0 19:36	DND	MIN	MIN	MIN	0-0 1/-1 17:07
Mar 10	@ DET	DND	1-0 6/-1 18:40	DND	MIN	MIN	MIN	0-1 0/-1 12:29
Mar 12	@ N.J	DND	0-1 1/-2 15:50	DND	MIN	MIN	MIN	1-0 2/-2 14:24
Mar 14	Vs NSH	DND	0-0 3/0 17:07	DND	MIN	MIN	MIN	0-0 1/-1 12:25
Mar 17	Vs S.J	DND	1-3 (W) 3/1 16:55	DND	0-0 0/0 8:36	MIN	MIN	DND
Mar 19	Vs ANA	DND	0-0 3/-1 23:11	DND	0-0 0/-1 5:37	MIN	MIN	DND
Mar 21	Vs VAN	DND	1-0 (W) 4/2 17:16	DND	INJ	MIN	MIN	0-1 3/0 12:50
Mar 22	@ ANA	DND	1-1 3/1 22:33	0-0 0/0 14:50	INJ	MIN	MIN	0-0 1/-1 15:58
Mar 26	Vs EDM	DND	0-1 2/2 18:56	DND	INJ	MIN	MIN	DND
Mar 28	@ S.J	DND	0-0 3/0 20:03	DND	INJ	MIN	MIN	0-0 0/-1 14:14
Mar 30	Vs DAL	2-1 2/2 12:37	1-1 2/1 16:35	DND	INJ	MIN	MIN	0-1 2/1 12:51
Apr 1	@ COL	0-0 3/0 13:03	1-0 4/1 17:27	0-1 1/1 15:18	INJ	MIN	MIN	DND
Apr 2	Vs L.A	DND	0-1 4/1 17:15	0-0 2/-1 17:37	INJ	MIN	MIN	0-1 1/1 13:53
Apr 4	@ L.A	DND	1-0 4/0 15:58	0-0 0/0 15:21	INJ	MIN	MIN	0-0 0/0 13:22
Apr 7	Vs STL	DND	0-0 1/-2 17:05	DND	INJ	MIN	MIN	0-0 1/0 14:14
Apr 9	@ S.J	0-0 0/1 13:22	0-1 2/0 16:16	DND	INJ	MIN	MIN	0-0 1/-1 11:51
Apr 11	Vs ANA	1-0 1/2 15:56	0-2 2/1 15:16	0-0 0/-1 16:37	INJ	MIN	MIN	2-2 2/2 17:18

PLAYER GAME-BY-GAME STATS

Date	Opp	PRUST # 29	WINNIK # 34	LINDSTROM # 36	MURRAY # 39	TIKHONOV # 41	SAUER # 44	KALININ # 45
Oct 11	Vs CBJ	-	0-0 3/0 10:43	-	MIN	0-0 2/0 16:09	0-0 1/0 19:38	-
Oct 12	@ ANA	-	0-0 3/-1 15:02	-	MIN	0-0 2/-1 14:36	0-1 0/2 17:50	-
Oct 15	@ CHI	-	0-0 1/0 14:30	-	MIN	0-0 3/0 12:07	0-0 0/-1 23:01	-
Oct 17	@ OTT	-	0-0 5/-1 16:36	-	MIN	0-0 5/-1 13:18	0-1 0/-1 18:46	-
Oct 18	@ MTL	-	0-0 1/-2 14:13	-	MIN	0-0 3/-1 13:08	0-0 1/1 16:36	-
Oct 23	Vs WSH	-	0-0 2/1 16:48	-	MIN	0-0 1/0 2:21	0-0 0/1 21:49	-
Oct 25	Vs CGY	-	0-0 3/0 15:03	-	MIN	0-0 0/0 14:14	0-0 1/0 20:28	-
Oct 30	Vs PIT	-	0-0 3/0 15:15	-	MIN	0-1 0/1 12:47	0-0 0/2 21:12	-
Nov 1	Vs MIN	-	0-0 2/0 11:54	-	MIN	0-0 1/0 8:52	0-0 0/1 20:31	-
Nov 4	@ CGY	-	0-0 1/0 14:57	-	0-0 1/0 11:02	0-1 0/1 14:26	0-0 0/-1 21:19	-
Nov 6	@ VAN	-	0-0 3/0 15:22	-	0-0 2/0 12:43	0-0 2/0 11:24	0-0 1/0 22:40	-
Nov 8	Vs FLA	-	0-1 0/2 15:24	-	0-0 1/0 10:04	0-0 0/0 10:59	0-0 0/1 19:33	-
Nov 9	Vs S.J	-	0-0 2/0 12:04	-	0-0 2/0 9:06	1-0 1/1 11:51	0-0 2/2 23:26	-
Nov 12	@ CBJ	-	0-0 0/0 11:12	-	0-0 5/0 10:03	0-0 2/0 10:12	0-1 0/0 21:27	-
Nov 13	@ MIN	-	0-0 1/0 10:58	-	0-0 0/0 10:44	0-0 2/0 10:30	0-0 0/0 18:05	-
Nov 15	Vs DAL	-	DND	-	0-0 0/0 6:12	0-0 1/0 6:28	0-0 0/0 19:16	-
Nov 18	Vs CHI	-	INJ	-	DND	0-0 2/0 10:10	0-0 2/0 23:29	-
Nov 21	@ CAR	-	INJ	-	0-0 0/-1 7:33	0-0 2/-1 8:54	0-0 1/-2 21:30	-
Nov 22	@ PHI	-	INJ	-	DND	0-0 1/0 10:31	0-0 1/1 20:03	-
Nov 24	@ NYR	-	INJ	-	DND	0-0 1/-1 11:15	0-0 1/-1 19:19	-
Nov 26	@ CBJ	-	INJ	-	DND	1-0 (W) 1/2 13:36	0-0 1/0 25:50	-
Nov 28	Vs COL	-	0-0 1/0 12:57	-	DND	0-0 0/-1 11:55	0-0 0/0 20:45	-
Nov 29	Vs S.J	-	0-0 0/0 14:23	-	MIN	0-0 0/-1 9:52	0-0 1/-1 18:52	-
Dec 2	Vs L.A	-	0-0 3/0 14:34	-	MIN	0-0 0/0 10:12	0-0 0/1 21:20	-
Dec 4	Vs TOR	-	0-0 1/2 16:15	MIN	MIN	0-1 1/0 11:08	0-0 1/1 24:42	-
Dec 6	@ STL	-	0-0 0/-1 13:44	MIN	MIN	0-0 2/0 10:58	0-0 2/-1 19:01	-
Dec 7	@ CHI	-	0-0 1/0 11:02	MIN	MIN	0-0 1/0 15:44	0-0 1/-1 20:14	-
Dec 10	@ DAL	-	DND	0-0 1/0 14:04	MIN	0-1 0/2 11:25	0-0 0/1 21:29	-
Dec 11	Vs MIN	-	DND	1-0 1/0 10:42	MIN	0-0 2/1 13:59	0-0 0/1 20:34	-
Dec 13	Vs DET	-	DND	1-1 2/1 15:43	MIN	0-0 0/-1 9:14	0-0 0/-1 21:40	-
Dec 16	@ DAL	-	DND	0-0 0/0 15:01	MIN	0-0 2/0 12:33	0-0 0/-1 18:56	-
Dec 18	Vs NSH	-	DND	0-0 0/1 13:52	MIN	0-0 0/0 13:25	0-0 1/0 24:35	-
Dec 20	Vs CBJ	-	DND	0-0 2/1 12:44	MIN	0-0 2/0 14:07	0-0 0/0 21:23	-
Dec 22	@ EDM	-	0-0 1/1 10:59	0-0 0/-1 15:20	MIN	0-0 2/-1 7:13	0-1 0/0 21:06	-
Dec 23	@ COL	-	0-0 0/0 7:49	1-0 3/-1 19:44	MIN	DND	0-0 0/-1 18:48	-
Dec 26	@ L.A	-	DND	0-0 1/0 14:34	MIN	DND	0-0 1/0 24:30	-
Dec 27	Vs L.A	-	DND	0-0 1/-1 15:06	MIN	DND	0-0 0/-1 19:26	-
Dec 31	Vs COL	-	DND	0-0 1/0 13:45	MIN	0-0 1/0 15:17	0-0 0/1 20:51	-
Jan 2	Vs NYI	-	MIN	1-0 (W) 4/1 16:44	MIN	1-0 1/-1 13:04	0-0 0/1 22:07	-
Jan 4	@ ANA	-	MIN	0-0 3/0 13:52	MIN	0-0 1/0 9:34	0-0 0/0 18:49	-
Jan 6	Vs CHI	-	MIN	0-0 1/-3 14:51	MIN	DND	0-0 0/-3 19:01	-
Jan 8	Vs T.B	-	MIN	DND	0-0 1/-1 8:57	0-0 2/0 9:56	0-0 2/0 20:40	-
Jan 10	Vs DAL	-	MIN	0-0 3/0 16:16	0-0 0/0 6:57	INJ	0-0 0/0 19:05	-
Jan 13	@ MIN	-	0-0 0/0 12:02	1-0 1/1 13:25	MIN	INJ	INJ	-
Jan 15	@ VAN	-	DND	2-0 (W) 4/1 14:07	MIN	INJ	INJ	-
Jan 17	@ CGY	-	DND	0-0 1/-1 15:36	MIN	INJ	INJ	-
Jan 18	@ EDM	-	DND	0-0 0/-1 15:09	MIN	INJ	INJ	-
Jan 20	Vs DET	-	DND	0-1 1/1 18:10	MIN	INJ	INJ	-
Jan 27	Vs ANA	-	DND	0-1 0/0 16:20	MIN	INJ	INJ	-
Jan 29	@ S.J	-	0-0 1/0 13:11	0-0 3/0 19:33	MIN	INJ	INJ	-
Jan 31	Vs BUF	-	0-0 0/0 15:59	0-0 4/0 20:31	MIN	INJ	INJ	-
Feb 3	@ NSH	-	DND	0-0 2/0 19:46	MIN	INJ	INJ	-
Feb 4	@ DET	-	0-0 2/-1 12:28	1-1 2/0 17:02	MIN	MIN	INJ	-
Feb 7	Vs CAR	-	DND	0-1 2/-2 18:04	MIN	MIN	INJ	-
Feb 11	@ DAL	-	0-1 1/1 14:48	0-0 3/0 18:02	MIN	DND	INJ	-
Feb 12	Vs VAN	-	0-0 1/0 12:03	0-0 0/0 14:48	MIN	0-0 1/-1 13:16	INJ	-
Feb 14	Vs CGY	-	2-1 5/3 14:24	0-1 2/-3 15:32	MIN	2-1 3/2 14:06	INJ	-
Feb 16	Vs EDM	-	0-0 2/0 10:23	0-1 1/0 16:19	MIN	0-0 0/0 12:13	0-0 0/0 16:54	-
Feb 19	Vs ATL	-	0-0 2/1 14:58	1-0 6/-1 15:03	MIN	1-0 4/1 14:10	0-0 1/-1 24:07	-
Feb 21	@ L.A	-	0-0 1/-1 10:29	0-1 4/0 13:39	MIN	1-1 2/2 10:42	0-1 0/3 21:35	-
Feb 24	@ STL	-	0-0 1/-1 8:43	0-1 2/0 18:46	MIN	0-0 2/0 14:55	0-0 0/0 17:20	-
Feb 26	@ NSH	-	0-0 1/0 10:13	0-0 3/0 15:05	MIN	0-0 1/-1 14:30	0-0 1/-3 20:23	-
Feb 28	Vs STL	-	DND	0-0 0/0 10:15	MIN	0-0 1/0 17:40	0-0 1/0 19:47	-
Mar 5	@ BOS	DND	DND	0-1 1/0 10:49	MIN	0-0 0/0 13:31	0-0 0/-1 23:18	0-0 0/1 22:20
Mar 6	@ BUF	DND	DND	0-0 1/0 9:05	MIN	0-0 1/-1 12:41	0-0 1/-2 17:20	0-0 1/0 22:04
Mar 8	@ NYI	DND	0-0 1/0 10:37	DND	MIN	0-0 0/-1 9:19	0-0 1/0 18:26	0-0 1/-2 23:07
Mar 10	@ DET	0-1 2/1 13:14	DND	0-0 1/-1 12:20	MIN	DND	0-0 2/0 22:56	0-0 0/1 20:30
Mar 12	@ N.J	0-0 0/0 8:34	0-0 0/0 13:20	0-0 1/-2 14:21	MIN	0-0 2/0 13:31	0-0 0/-1 22:36	0-1 2/-1 17:31
Mar 14	Vs NSH	0-0 0/0 9:45	DND	DND	MIN	0-0 0/-1 12:14	0-0 0/0 20:46	0-0 0/0 18:54
Mar 17	Vs S.J	0-0 1/0 8:47	0-0 0/-1 16:02	DND	MIN	DND	0-0 0/-2 24:00	1-1 1/0 18:12
Mar 19	Vs ANA	0-0 0/-1 6:11	0-0 3/0 16:32	DND	MIN	DND	0-0 0/1 21:09	0-0 0/-1 21:35
Mar 21	Vs VAN	DND	1-0 1/1 14:38	DND	MIN	1-0 0/1 11:48	0-1 0/3 17:44	0-1 1/1 20:30
Mar 22	@ ANA	0-0 0/0 11:29	0-0 0/0 11:42	DND	MIN	DND	0-0 0/0 16:59	0-0 2/-1 21:17
Mar 26	Vs EDM	0-0 1/0 9:25	0-0 1/1 15:36	DND	MIN	0-0 1/0 12:35	0-0 0/-1 22:21	0-0 1/1 18:03
Mar 28	@ S.J	DND	0-0 1/0 14:46	DND	MIN	0-0 0/-1 13:51	1-0 2/2 17:45	0-0 0/-1 20:24
Mar 30	Vs DAL	0-0 2/0 8:26	0-0 0/-2 9:30	0-0 2/1 11:06	MIN	0-2 1/1 13:48	0-0 0/-3 21:05	0-0 2/0 17:40
Apr 1	@ COL	DND	0-1 2/2 10:37	0-0 3/1 13:02	MIN	0-0 1/0 12:57	0-0 1/2 17:41	DND
Apr 2	Vs L.A	0-0 1/-1 11:27	0-0 1/0 12:40	0-0 1/1 11:40	MIN	0-0 1/0 11:30	0-0 0/0 16:18	DND
Apr 4	@ L.A	0-0 0/-2 11:58	0-0 0/-2 9:07	0-0 1/0 11:43	MIN	0-0 0/-2 10:11	0-0 1/0 22:35	DND
Apr 7	Vs STL	DND	0-0 0/-1 13:31	DND	MIN	0-0 1/-1 12:24	0-0 0/-2 20:25	0-0 4/1 20:36
Apr 9	@ S.J	0-0 1/-1 10:32	DND	0-1 2/1 12:20	MIN	0-0 0/1 15:00	0-0 1/2 21:25	0-0 1/-1 20:20
Apr 11	Vs ANA	DND	0-0 2/0 10:28	DND	MIN	0-0 0/0 15:27	0-0 0/1 23:26	DND

PLAYER GAME-BY-GAME STATS

Date	Opp	MORRIS # 53	JOVANOVSKI # 55	GOERTZEN # 73	MUELLER # 88	BOEDKER # 89	TURRIS # 91	AHNELOV
Oct 11	Vs CBJ	0-0 1/0 21:47	0-0 0/0 23:32	MIN	1-0 (W) 3/0 18:46	0-0 3/0 16:21	0-1 1/0 11:15	INJ
Oct 12	@ ANA	0-0 0/0 20:49	0-0 3/0 23:57	MIN	0-0 0/0 17:29	1-0 2/0 14:07	1-1 (W) 3/0 12:47	INJ
Oct 15	@ CHI	0-0 0/0 2:09	0-0 2/-2 23:59	MIN	1-0 5/-2 18:42	0-0 1/-2 18:15	0-1 2/0 10:24	INJ
Oct 17	@ OTT	0-0 2/0 24:42	0-0 3/-1 25:12	MIN	0-0 4/0 18:25	1-0 3/0 18:25	0-0 1/-2 11:47	INJ
Oct 18	@ MTL	0-0 2/-1 19:49	0-0 1/0 21:35	MIN	0-0 1/0 14:48	0-0 2/0 15:29	0-0 1/-1 14:11	INJ
Oct 23	Vs WSH	0-0 1/0 22:48	0-0 7/0 24:31	MIN	1-0 (W) 2/1 18:06	1-0 4/1 19:14	0-0 1/0 10:10	INJ
Oct 25	Vs CGY	0-0 2/-1 20:30	0-0 2/-1 23:52	MIN	0-0 2/0 15:08	0-0 0/-1 20:44	0-0 0/-1 14:40	INJ
Oct 30	Vs PIT	0-0 0/0 18:13	0-0 3/0 23:12	MIN	0-1 1/1 15:13	0-1 1/1 15:49	0-0 1/0 11:08	INJ
Nov 1	Vs MIN	0-0 3/-2 23:29	0-0 1/-2 22:53	MIN	0-1 3/-2 16:39	0-0 2/0 17:16	0-0 0/0 8:00	INJ
Nov 4	@ CGY	1-0 2/1 20:56	1-0 (W) 5/0 21:21	MIN	0-2 2/0 16:15	0-1 0/0 12:41	DND	MIN
Nov 6	@ VAN	0-0 0/0 23:12	0-0 3/-1 22:19	MIN	0-0 0/-1 13:08	0-0 3/0 17:46	DND	MIN
Nov 8	Vs FLA	0-0 1/-1 17:39	0-0 5/0 23:21	MIN	1-0 2/2 15:55	2-0 (W) 3/1 22:52	0-0 2/-1 12:29	MIN
Nov 9	Vs S.J	0-0 1/0 21:27	0-1 3/0 25:03	MIN	1-1 (W) 2/1 16:35	0-0 2/0 19:47	0-0 1/0 9:36	MIN
Nov 12	@ CBJ	0-1 0/1 20:05	0-1 4/2 20:33	MIN	0-1 1/1 19:46	0-0 1/1 17:55	0-1 0/1 13:17	MIN
Nov 13	@ MIN	0-0 1/0 21:54	0-0 1/0 24:11	MIN	0-0 2/0 17:24	0-0 2/0 18:03	0-0 3/0 16:09	MIN
Nov 15	Vs DAL	0-0 1/0 20:18	0-0 4/-1 22:07	MIN	0-0 2/-1 17:59	0-1 1/1 18:53	0-0 1/0 14:14	MIN
Nov 18	Vs CHI	0-0 1/0 24:37	0-0 5/-1 22:43	MIN	0-1 1/-1 15:35	0-1 0/0 20:49	0-0 4/0 13:18	MIN
Nov 21	@ CAR	0-0 0/0 7:54	0-1 5/-2 23:29	MIN	0-0 3/-1 18:49	0-0 1/-1 18:29	0-0 0/-1 12:14	MIN
Nov 22	@ PHI	INJ	0-0 2/-1 23:47	MIN	0-0 0/0 11:23	0-1 0/0 16:18	0-0 2/0 15:36	MIN
Nov 24	@ NYR	INJ	0-0 3/-1 19:58	MIN	0-0 6/-2 14:55	0-0 2/0 18:03	0-0 2/0 11:09	MIN
Nov 26	@ CBJ	INJ	0-2 4/0 16:34	MIN	0-0 0/0 15:04	0-0 2/0 18:20	0-1 1/1 9:51	MIN
Nov 28	Vs COL	1-0 1/1 21:47	0-0 2/0 18:27	MIN	0-0 1/0 17:49	0-0 1/0 15:50	0-0 1/-1 12:12	MIN
Nov 29	Vs S.J	1-0 1/0 19:41	0-1 1/-1 20:58	MIN	0-1 0/0 15:39	0-0 3/0 19:24	1-0 2/-1 10:13	MIN
Dec 2	Vs L.A	0-1 3/2 23:57	0-1 2/0 21:19	MIN	0-0 1/-1 19:50	0-1 0/1 16:51	0-1 2/0 13:05	MIN
Dec 4	Vs TOR	0-2 3/1 16:54	0-2 2/1 18:03	MIN	0-1 2/1 16:00	0-1 0/3 16:44	0-0 0/0 13:51	MIN
Dec 6	@ STL	0-0 0/0 23:14	1-0 2/0 17:15	MIN	0-1 0/1 20:06	0-0 2/-1 16:31	1-0 4/0 12:18	MIN
Dec 7	@ CHI	0-0 0/-2 22:08	0-0 0/-3 11:55	MIN	0-0 3/-2 15:20	0-0 1/-2 17:46	0-0 2/-1 17:55	MIN
Dec 10	@ DAL	0-1 2/-1 20:02	0-2 4/0 22:36	MIN	0-1 3/-1 16:24	0-0 2/1 15:43	0-0 0/0 13:17	MIN
Dec 11	Vs MIN	0-0 3/1 17:38	0-0 4/0 20:51	MIN	0-1 5/1 14:53	0-1 2/1 16:08	0-0 2/0 13:29	MIN
Dec 13	Vs DET	0-0 1/1 23:03	0-2 1/2 26:05	MIN	0-1 1/1 17:49	1-1 2/0 13:28	0-0 2/0 17:16	MIN
Dec 16	@ DAL	0-0 3/-1 22:57	0-0 2/0 23:50	MIN	0-1 3/0 18:53	0-0 2/-1 15:08	0-0 0/0 16:25	MIN
Dec 18	Vs NSH	0-0 0/0 21:31	0-1 2/0 23:48	MIN	0-0 5/0 15:24	0-0 1/0 12:59	2-0 (W) 5/1 12:13	MIN
Dec 20	Vs CBJ	0-0 1/0 19:20	0-0 1/1 25:22	MIN	0-0 1/1 16:09	1-0 3/1 15:13	0-0 1/1 12:26	MIN
Dec 22	@ EDM	0-0 1/-2 21:58	0-1 1/-1 20:56	MIN	INJ	0-0 1/0 13:23	0-0 4/0 16:03	MIN
Dec 23	@ COL	0-0 2/0 23:10	0-2 1/0 23:51	MIN	0-1 4/1 18:05	0-0 1/0 13:38	0-0 0/-1 9:52	MIN
Dec 26	@ L.A	0-0 0/1 22:27	0-0 1/1 23:07	MIN	1-0 4/1 17:41	0-0 2/0 13:02	0-1 0/0 11:23	MIN
Dec 27	Vs L.A	0-0 4/-1 21:27	0-0 7/-1 23:56	MIN	0-0 1/0 17:50	0-0 3/0 14:29	0-0 0/-1 9:27	MIN
Dec 31	Vs COL	0-0 3/0 23:27	0-0 3/0 22:30	MIN	2-0 (W) 4/2 18:47	0-1 2/0 14:07	0-0 0/0 8:04	MIN
Jan 2	Vs NYI	0-0 3/-2 19:06	0-1 5/0 22:03	MIN	0-1 2/1 16:44	0-1 0/1 13:50	0-0 1/0 12:54	MIN
Jan 4	@ ANA	0-0 1/0 19:42	0-0 2/0 25:19	MIN	0-0 4/0 22:27	0-0 2/0 10:26	DND	MIN
Jan 6	Vs CHI	0-0 1/-2 27:36	0-0 1/0 17:25	MIN	0-0 3/-1 16:08	0-0 1/-1 14:22	0-0 3/-1 14:58	MIN
Jan 8	Vs T.B	0-0 2/0 26:59	0-1 3/1 25:10	MIN	1-0 4/0 13:52	0-0 0/1 15:39	1-0 (W) 2/1 14:12	MIN
Jan 10	Vs DAL	0-0 1/0 24:26	0-0 1/0 26:04	MIN	0-0 2/0 16:30	0-0 1/0 14:51	0-0 4/0 14:39	MIN
Jan 13	@ MIN	0-0 1/-1 21:23	0-0 1/0 21:01	DND	0-0 0/-2 11:57	0-0 0/-2 13:38	0-0 2/-1 13:20	MIN
Jan 15	@ VAN	0-0 1/0 21:57	0-0 3/0 26:10	0-0 1/1 9:48	1-0 2/0 16:25	0-0 3/0 16:43	0-1 1/-1 12:40	MIN
Jan 17	@ CGY	0-0 0/-1 26:12	0-0 1/0 25:28	0-0 1/0 8:58	1-1 5/1 15:52	1-1 (W) 4/1 12:17	0-0 0/0 6:19	MIN
Jan 18	@ EDM	0-0 1/-2 25:54	0-1 3/-1 23:19	0-2 0/1 7:52	1-0 1/0 15:12	0-0 0/-2 14:42	0-2 1/0 11:15	MIN
Jan 20	Vs DET	1-1 2/3 22:32	1-0 (W) 4/3 22:52	0-0 0/0 9:23	0-1 0/1 14:51	0-1 1/1 13:03	0-0 0/0 11:19	MIN
Jan 27	Vs ANA	0-0 1/1 23:06	0-0 2/1 25:07	0-0 0/-1 9:14	0-0 0/-1 12:00	1-0 3/-1 16:28	0-0 1/-1 11:34	MIN
Jan 29	@ S.J	0-0 1/-1 22:51	0-0 1/0 24:37	0-0 1/0 10:13	INJ	0-0 1/0 16:23	0-0 0/0 13:57	MIN
Jan 31	Vs BUF	0-0 2/-1 22:27	0-0 5/-1 24:30	0-0 1/-1 7:26	INJ	0-0 1/-1 17:24	0-0 2/0 13:40	MIN
Feb 3	@ NSH	INJ	0-0 4/0 25:27	0-0 1/-1 9:03	INJ	0-0 0/0 13:12	0-0 0/0 13:37	MIN
Feb 4	@ DET	INJ	1-1 5/1 23:42	MIN	INJ	0-1 1/1 15:03	0-0 3/-2 9:48	MIN
Feb 7	Vs CAR	0-0 5/0 21:04	0-0 1/0 24:26	1-0 5/1 15:21	INJ	0-0 2/-1 14:02	DND	MIN
Feb 11	@ DAL	0-0 0/0 20:56	0-0 2/0 21:35	0-0 1/0 12:07	INJ	0-0 0/0 11:15	DND	MIN
Feb 12	Vs VAN	1-0 3/1 20:38	0-1 1/-2 25:54	0-0 0/-2 12:07	INJ	DND	MIN	MIN
Feb 14	Vs CGY	0-1 0/-2 17:19	0-1 3/-1 23:37	DND	0-0 1/-2 19:05	0-0 0/-2 12:18	MIN	MIN
Feb 16	Vs EDM	0-0 6/-1 22:52	1-0 1/-1 22:44	0-0 4/0 6:47	0-0 2/-1 21:49	0-0 3/0 15:55	MIN	MIN
Feb 19	Vs ATL	0-0 4/0 25:08	0-0 0/0 23:29	1-0 3/1 11:50	0-0 4/-1 19:24	0-0 1/-1 15:44	MIN	MIN
Feb 21	@ L.A	0-0 1/0 20:21	0-0 2/0 17:56	DND	0-1 2/1 17:54	1-0 2/3 14:22	MIN	MIN
Feb 24	@ STL	0-0 2/-1 22:45	0-0 0/-1 24:30	0-0 0/-1 8:40	0-0 2/0 18:22	0-0 3/0 16:56	MIN	MIN
Feb 26	@ NSH	0-0 5/-1 20:15	1-0 2/0 19:59	0-0 0/0 11:07	0-0 1/-2 17:08	0-0 1/-1 13:50	MIN	MIN
Feb 28	Vs STL	DND	0-0 3/-1 22:27	0-0 0/0 5:16	0-1 1/-2 17:50	0-0 3/0 18:08	MIN	MIN
Mar 5	@ BOS	Traded to NYR	0-0 0/1 20:21	MIN	0-1 1/1 14:49	0-0 0/0 13:25	0-0 2/0 12:43	MIN
Mar 6	@ BUF	-	0-0 3/0 22:43	MIN	0-0 2/-1 13:49	0-0 2/-1 13:01	0-0 1/0 12:49	MIN
Mar 8	@ NYI	-	0-0 5/-1 21:41	MIN	DND	0-1 2/0 13:14	0-0 2/-1 13:40	MIN
Mar 10	@ DET	-	0-1 0/-2 19:07	MIN	0-0 1/-1 12:17	0-0 0/0 15:06	DND	MIN
Mar 12	@ N.J	-	0-0 2/-1 17:54	MIN	0-0 0/-1 14:52	0-0 2/-1 14:25	DND	MIN
Mar 14	Vs NSH	-	0-0 0/-2 20:04	MIN	0-0 1/0 15:34	0-0 2/-1 11:05	0-0 2/0 15:05	MIN
Mar 17	Vs S.J	-	0-0 1/1 19:18	MIN	0-1 1/1 11:44	0-0 0/-1 16:21	2-2 3/1 16:06	MIN
Mar 19	Vs ANA	-	0-0 3/0 24:40	MIN	0-0 0/0 14:11	0-2 2/2 17:22	0-0 3/-1 16:28	MIN
Mar 21	Vs VAN	-	1-0 3/-1 21:51	MIN	0-0 2/0 18:26	0-0 4/0 16:24	0-0 2/0 16:22	MIN
Mar 22	@ ANA	-	0-0 1/1 21:21	MIN	0-0 3/0 6:24	0-0 0/0 15:57	0-0 1/1 16:21	MIN
Mar 26	Vs EDM	-	0-0 0/2 19:43	MIN	0-0 2/0 11:57	0-0 1/0 8:16	0-0 1/0 11:41	MIN
Mar 28	@ S.J	-	0-0 1/-1 22:21	MIN	0-0 1/0 12:07	DND	0-0 0/0 13:44	MIN
Mar 30	Vs DAL	-	0-1 3/3 20:27	MIN	DND	0-0 1/-2 16:07	DND	MIN
Apr 1	@ COL	-	0-0 1/0 19:25	MIN	0-0 2/1 15:04	1-0 (W) 3/1 13:40	DND	MIN
Apr 2	Vs L.A	-	1-1 3/2 20:27	MIN	0-0 2/0 15:10	DND	0-0 1/0 13:51	MIN
Apr 4	@ L.A	-	0-0 4/-2 19:04	MIN	0-0 1/0 10:25	0-0 0/-2 13:59	0-0 0/-1 16:08	MIN
Apr 7	Vs STL	-	0-0 2/-3 17:44	MIN	0-0 1/-2 15:33	0-0 0/-1 15:12	0-0 2/-2 13:10	MIN
Apr 9	@ S.J	-	1-0 (W) 2/1 19:47	MIN	1-1 2/2 14:29	DND	DND	MIN
Apr 11	Vs ANA	-	0-1 2/1 21:37	MIN	0-0 0/0 14:33	0-0 1/0 12:05	DND	MIN

PLAYER GAME-BY-GAME STATS

Date	Opp	LANNON	BRYZGALOV # 30	TELLQVIST # 32	MONTOYA # 35	TORDJMAN # 42
Oct 11	Vs CBJ	MIN	1-29 W 60	DNP	MIN	MIN
Oct 12	@ ANA	MIN	2-35 W 60	DNP	MIN	MIN
Oct 15	@ CHI	MIN	4-30 L 60	DNP	MIN	MIN
Oct 17	@ OTT	DND	6-26 L 60	DNP	MIN	MIN
Oct 18	@ MTL	DND	4-33 L 59	DNP	MIN	MIN
Oct 23	Vs WSH	MIN	DNP	1-32 W 60	MIN	MIN
Oct 25	Vs CGY	MIN	DNP	3-35 L 60	MIN	MIN
Oct 30	Vs PIT	MIN	1-28 W 60	DNP	MIN	MIN
Nov 1	Vs MIN	MIN	3-33 L 59	DNP	MIN	MIN
Nov 4	@ CGY	MIN	2-29 W 60	DNP	MIN	MIN
Nov 6	@ VAN	MIN	1-32 L 59	DNP	MIN	MIN
Nov 8	Vs FLA	MIN	1-27 W 60	DNP	MIN	MIN
Nov 9	Vs S.J	MIN	2-32 W 60	DNP	MIN	MIN
Nov 12	@ CBJ	MIN	2-33 W 60	DNP	MIN	MIN
Nov 13	@ MIN	MIN	4-32 L 60	DNP	MIN	MIN
Nov 15	Vs DAL	MIN	3-19 L 60	DNP	MIN	MIN
Nov 18	Vs CHI	MIN	2-40 O 65	DNP	MIN	MIN
Nov 21	@ CAR	MIN	4-32 L 59	DNP	MIN	MIN
Nov 22	@ PHI	MIN	DNP	4-34 O 61	MIN	MIN
Nov 24	@ NYR	MIN	3-35 L 59	DNP	MIN	MIN
Nov 26	@ CBJ	MIN	DNP	2-40 W 60	MIN	MIN
Nov 28	Vs COL	MIN	DNP	1-38 W 60	MIN	MIN
Nov 29	Vs S.J	MIN	2/2 5	1-21 L 54	MIN	MIN
Dec 2	Vs L.A	MIN	DNP	2-34 W 60	MIN	MIN
Dec 4	Vs TOR	MIN	0-9W 20	3/9 40	MIN	MIN
Dec 6	@ STL	MIN	4-30 L 60	DNP	MIN	MIN
Dec 7	@ CHI	MIN	7-28 L 60	DNP	MIN	MIN
Dec 10	@ DAL	MIN	3-32 W 60	DNP	MIN	MIN
Dec 11	Vs MIN	MIN	1-31 W 60	DNP	MIN	MIN
Dec 13	Vs DET	MIN	4-38 O 65	DNP	MIN	MIN
Dec 16	@ DAL	MIN	2-30 O 64	DNP	MIN	MIN
Dec 18	Vs NSH	MIN	1-31 W 60	DNP	MIN	MIN
Dec 20	Vs CBJ	MIN	0-33 W 60	DNP	MIN	MIN
Dec 22	@ EDM	MIN	DNP	4-27 L 59	MIN	MIN
Dec 23	@ COL	MIN	5-48 O 61	DNP	MIN	MIN
Dec 26	@ L.A	MIN	1-25 W 60	DNP	MIN	MIN
Dec 27	Vs L.A	MIN	4-30 L 60	DNP	MIN	MIN
Dec 31	Vs COL	MIN	DND	1-29 W 60	MIN	DNP
Jan 2	Vs NYI	MIN	DNP	4-33 W 60	MIN	MIN
Jan 4	@ ANA	MIN	2-34 L 59	DNP	MIN	MIN
Jan 6	Vs CHI	MIN	2-28 40	4-13 L 20	MIN	MIN
Jan 8	Vs T.B	MIN	2-24 W 60	DNP	MIN	MIN
Jan 10	Vs DAL	MIN	0-38 W 65	DNP	MIN	MIN
Jan 13	@ MIN	MIN	6-34 L 60	DNP	MIN	MIN
Jan 15	@ VAN	MIN	1-32 W 60	DNP	MIN	MIN
Jan 17	@ CGY	MIN	3-32 W 60	DNP	MIN	MIN
Jan 18	@ EDM	MIN	5-28 L 59	DNP	MIN	MIN
Jan 20	Vs DET	MIN	3-37 W 60	DNP	MIN	MIN
Jan 27	Vs ANA	MIN	7-37 L 60	DNP	MIN	MIN
Jan 29	@ S.J	MIN	1-28 L 58	DNP	MIN	MIN
Jan 31	Vs BUF	MIN	2-21 L 58	DNP	MIN	MIN
Feb 3	@ NSH	MIN	2-24 L 59	DNP	MIN	MIN
Feb 4	@ DET	MIN	5-33 L 60	DNP	MIN	MIN
Feb 7	Vs CAR	MIN	4-28 L 40	3-13 20	MIN	MIN
Feb 11	@ DAL	MIN	0-33 W 60	DNP	MIN	MIN
Feb 12	Vs VAN	MIN	4-32 L 59	DNP	MIN	MIN
Feb 14	Vs CGY	MIN	7-45 L 59	DNP	MIN	MIN
Feb 16	Vs EDM	MIN	DNP	2-28 L 59	MIN	MIN
Feb 19	Vs ATL	MIN	DNP	3-22 W 65	MIN	MIN
Feb 21	@ L.A	MIN	3-33 W 60	DNP	MIN	MIN
Feb 24	@ STL	MIN	2-24 L 59	DNP	MIN	MIN
Feb 26	@ NSH	MIN	4-47 L 60	DNP	MIN	MIN
Feb 28	Vs STL	MIN	3-30 L 59	DNP	MIN	MIN
Mar 5	@ BOS	MIN	1-26 W 60	Traded to BUF	MIN	DNP
Mar 6	@ BUF	MIN	5-31 L 60	-	MIN	DNP
Mar 8	@ NYI	MIN	DNP	-	MIN	3-26 L 58
Mar 10	@ DET	MIN	3-43 O 63	-	MIN	DNP
Mar 12	@ N.J	MIN	DNP	-	MIN	5-36 L 60
Mar 14	Vs NSH	MIN	1-32 L 59	-	MIN	DNP
Mar 17	Vs S.J	MIN	3-36 W 60	-	MIN	DNP
Mar 19	Vs ANA	MIN	2-27 O 65	-	MIN	DNP
Mar 21	Vs VAN	MIN	1-36 W 60	-	MIN	DNP
Mar 22	@ ANA	MIN	6-30 L 60	-	MIN	DNP
Mar 26	Vs EDM	MIN	2-28 W 60	-	DNP	MIN
Mar 28	@ S.J	MIN	3-32 L 59	-	DNP	MIN
Mar 30	Vs DAL	MIN	5-23 W 61	-	DNP	MIN
Apr 1	@ COL	MIN	DNP	-	0-23 W 60	MIN
Apr 2	Vs L.A	MIN	DNP	-	1-21 W 60	MIN
Apr 4	@ L.A	MIN	DNP	-	6-32 L 60	MIN
Apr 7	Vs STL	MIN	4-21 L 40	-	1/3 20	MIN
Apr 9	@ S.J	MIN	DNP	-	1-41 W 60	MIN
Apr 11	Vs ANA	MIN	4-35 W 65	-	DNP	MIN

YEAR IN REVIEW

	2000-01	2001-02	2002-03	2003-04	2005-06	2006-07	2007-08	2008-09
Scoring first:	24-7-12-2	30-6-5-4	21-4-5-3	16-8-9-3	23-9-5	18-8-3	27-4-4	21-14-1
Opponent scoring first:	11-20-5-1	10-21-4-2	10-31-6-2	6-28-9-3	15-30-0	13-38-2	11-33-3	15-25-6
Leading after 1 period:	16-4-6-2	21-4-3-2	16-2-2-1	9-4-5-2	17-5-2	15-4-2	14-5-1	16-5-0
Trailing after 1 period:	8-15-2-1	4-15-2-2	6-24-3-1	2-25-6-3	6-24-1	7-32-2	7-23-2	4-17-2
Tied after 1 period:	11-8-9-0	15-8-4-2	9-9-6-3	11-7-7-1	15-10-2	9-10-1	17-9-4	16-17-5
Leading after 2 periods:	29-0-8-1	28-2-2-2	19-1-3-0	14-1-3-1	24-3-3	19-1-4	27-4-2	27-1-1
Trailing after 2 periods:	3-19-2-0	4-24-1-1	2-28-5-2	4-30-7-0	7-31-2	5-38-1	2-29-3	3-33-4
Tied after 2 periods:	3-8-7-2	8-1-6-3	10-6-3-3	4-5-8-5	7-5-0	7-7-0	9-4-2	6-5-2
1-goal games:	11-8-0-3	13-5-0-6	14-11-0-5	13-12-0-6	19-11-5	16-13-5	18-11-7	17-18
2-goal games:	12-2	12-7	8-9	4-7	4-10	6-7	8-12	9-8
3-goal games:	12-17	15-15	9-15	5-17	9-10	6-13	7-9	9-10
4-goal games:	4-6	3-3	3-6	1-3	6-4	2-9	4-2	1-6
5-or more goal games:	0-1	4-1	1-2	1-5	0-4	1-4	1-3	0-4
Scoring 4 or more goals:	18-1-0-0	25-1-0-1	17-0-1-1	6-3-2-2	23-6-2^	14-2-2^	23-1-1^	19-2-2^
Scoring 3 or less goals:	17-26-17-3	15-26-9-5	14-35-10-4	16-33-16-4	15-33-3^	17-44-3^	15-36-6^	17-37-5^
Allowing 4 or more goals:	3-19-0-1	2-19-0-1	1-23-1-3	2-26-2-3	4-26-2^	6-36-3^	2-20-1^	3-25-3^
Allowing 3 or less goals:	32-8-17-2	38-8-9-5	30-12-10-2	20-10-16-3	34-13-3^	25-10-2^	36-17-6^	33-14-4^
Outshooting opponent:	11-8-5-1	17-13-2-2	14-14-3-4	6-9-6-2	18-17-3	16-15-1	21-16-2	13-8-1
Outshot by opponent:	23-19-12-2	20-14-7-3	16-20-8-1	16-25-12-2	19-20-2	14-30-4	16-21-3	20-28-6
Even shots:	1-0-0-0	3-0-0-1	1-1-0-0	0-2-0-2	1-2-0	1-1-0	1-0-2	3-3-0
vs Northeast Division:	1-4-1-0	2-4-2-0	2-4-0-0	1-3-1-0	3-2-0	0-0-0	2-3-0	2-4-0
vs Atlantic Division:	6-2-1-0	6-1-0-0	4-2-0-1	1-3-0-2	0-0-0	3-2-0	3-2-0	2-3-1
vs Southeast Division:	5-1-1-1	4-1-1-1	4-4-1-0	3-2-1-1	3-2-0	3-2-0	0-0-0	4-2-0
vs EASTERN CONF:	12-7-3-1	12-6-3-1	10-10-1-1	5-8-2-3	6-4-0	6-4-0	5-5-0	8-9-1
vs Central Division:	5-9-4-1	11-7-2-0	8-8-3-1	6-5-9-0	10-8-2	10-10-0	8-10-2	6-11-3
vs Pacific Division:	7-7-5-1	7-8-3-2	6-7-4-3	8-10-4-2	15-15-2	9-18-5	19-11-2	13-9-2
vs Northwest Division:	11-4-5-0	10-6-1-3	7-10-3-0	3-13-3-1	7-12-1	6-14-0	6-11-3	9-10-1
vs WESTERN CONF:	23-20-14-2	28-21-6-5	21-25-10-4	17-28-16-3	32-35-5	25-42-5	33-32-7	28-30-6
Overtime, Home:	2-2-7	3-3-3	3-2-6	4-4-7	5-4	4-3	3-4	4-3
Overtime, Road:	1-1-10	1-3-6	1-3-5	1-2-11	5-1	3-2	5-3	0-4
Overtime, Overall:	3-3-17	4-6-9	4-5-11	5-6-18	10-5	7-5	8-7	4-7

^ Does not include goals credited for shootout wins since 2005-06

2008-09 MONTH BY MONTH & DAY BY DAY

MONTH	W	L	OL	GF	GA	PTS	DAY	W	L	OL	PTS
October	4	4	0	19	23	8	Monday	1	3	0	2
November	6	7	2	36	40	14	Tuesday	4	6	4	12
December	8	4	3	42	43	19	Wednesday	5	2	0	10
January	6	7	0	32	44	12	Thursday	12	6	1	25
February	3	9	0	30	43	6	Friday	4	3	0	8
March	5	6	2	33	42	12	Saturday	8	14	2	18
April	4	2	0	16	17	8	Sunday	2	5	0	4
TOTALS	**36**	**39**	**7**	**208**	**252**	**79**	**TOTALS**	**36**	**39**	**7**	**79**

2008-09 TEAM HIGHS AND LOWS

TEAM RECORD		2008-09 SEASON RECORD		ALL TIME FRANCHISE RECORD
Winning streak	3	2 times (last Mar. 30 - April 2, 2009)	9	Mar. 8-27, 1985
Winning streak, home	4	Mar. 21, 2009 - Apr. 2, 2009	9	Dec. 27, 1992-Jan. 23, 1993
Winning streak, road	2	Jan. 15-Jan. 17, 2009	8	Feb. 25-Apr. 6, 1985
Undefeated streak	-		14	Oct. 25-Nov. 28, 1998 (12-0-2)
Undefeated streak, home	-		11	Oct. 15-Dec. 20, 1998 (10-0-1)
				Dec. 23, 1983-Feb. 5, 1984 (6-0-5)
Undefeated streak, road	-		9	Feb. 25-Apr. 7, 1985 (8-0-1)
Losing streak	6	Jan. 27 - Feb. 7, 2009	10	Feb. 6-25, 1994
				Nov. 30-Dec. 20, 1980
Losing streak, home	6	Jan. 27 - Feb. 16, 2009	6	Oct. 6 - Nov. 3, 2007
				Jan. 27 - Feb. 16, 2009
Losing streak, road	4	Jan. 18 - Feb. 4, 2009	13	Jan. 26-Apr. 14, 1994
Winless streak	6	2 times (last Jan. 27 - Feb. 4, 2009; 0-6-0)	30	Oct. 19-Dec. 20, 1980 (0-23-7)
Winless streak, home	6	Jan. 27 - Feb. 16, 2009	14	Oct. 19-Dec. 14, 1980 (0-9-5)
Winless streak, road	6	Mar. 6 - Mar. 28, 2009	18	Oct. 10-Dec. 20, 1980 (0-16-2)
Largest margin of victory	4	vs. VAN, Mar. 21, 2009 (5-1)	9	vs CGY, Mar. 25, 1987 (10-1)
				vs CGY, Feb. 3, 1988 (9-0)
				at TOR, Mar. 5, 1988 (10-1)
Largest margin of defeat	6	2 times (last vs. CHI, Jan. 6, 2009; 6-0)	13	at MIN, Nov. 11, 1981 (15-2)
Most goals, 1 game	6	4 times (last vs. DAL, Mar. 21, 2009)	12	at NYR, Feb. 25, 1985
Most goals, home, 1 game	6	3 times (last vs. DAL, Mar. 21, 2009)	10	vs CGY, Mar. 25, 1987
				vs LA, Mar. 30, 1983
Most goals, road, 1 game	6	vs. LA, Feb. 21, 2009	12	at NYR, Feb. 25, 1985
Most goals against, 1 game	7	4 times (last vs. CGY, Feb. 14, 2009)	15	at MIN, Nov. 11, 1981
Most goals against, home, 1 game	7	3 times (last vs. CGY, Feb. 14, 2009)	12	vs MTL, Oct. 19, 1983
Most goals against, road, 1 game	7	at CHI, Dec. 7, 2008	15	at MIN, Nov. 11, 1981
Most goals, both teams, 1 game	12	vs. CGY, Feb. 14, 2009 (7-5 L)	18	at DET, Nov. 25, 1987 (10-8 L)
Most goals, 1 period	3	11 times (last Apr. 11 vs. ANA; 2nd per.)	6	vs VAN, Nov. 9, 1984 (2nd period)
				vs L.A., Oct. 30, 1988 (3rd period)
				at EDM, Mar. 30, 1999 (1st period)
Most goals against, 1 period	4	4 times (last vs. CGY, Feb. 14; 2nd period)	8	at MIN, Nov. 11, 1981 (2nd period)
Most power play goals, 1 game	3	vs. SJ, Mar. 17, 2009	5	vs CGY, Mar. 9, 1988
				vs. CAR, Dec. 3, 2005
				vs. FLA, Jan. 19, 2006
Most power play goals against, 1 game	4	3 times (last at ANA, Mar. 22, 2009)	5	at MIN, Nov. 11, 1981
				vs CGY, Nov. 1, 1991
Most shorthanded goals, 1 game	1	5 times (last at LA, Feb. 21, 2009)	4	vs VAN, Apr. 7, 1995
Most shorthanded goals against, 1 game	1	3 times (last at STL, Feb. 24, 2009)	3	at EDM, Dec. 21, 1983
				at CHI, Oct. 12, 1988
				vs STL, Jan. 14, 2003
Most penalty minutes, 1 game	38	at STL, Dec. 6, 2008	140	at VAN, Dec. 31, 1987
Fewest penalty minutes, 1 game	0	at STL, Feb. 24, 2009	0	vs HFD, Dec. 30, 1981
				at ANA, Apr. 6, 2008
				at STL, Feb. 24, 2009
Most shots, 1 game	42	at NYI, Mar. 8, 2009	54	vs L.A., Mar. 30, 1983
				vs VAN, Feb. 10, 1985
Fewest shots, 1 game	17	at SJ, Apr. 10, 2009	11	vs DAL, Apr. 16, 1998
				at PIT, Dec. 11, 1999
Most shots against, 1 game	48	at COL, Dec. 23, 2008	57	vs VAN, Nov. 18, 1980
Fewest shots against, 1 game	20	vs. TOR, Dec. 4	12	vs N.J., Oct. 22, 1982
Most shots, 1 period	20	vs. CGY, Feb. 14, 2009 (1st period)	25	vs CGY, Feb. 5, 1982 (2nd period)
Fewest shots, 1 period	3	4 times (last vs. STL, Apr. 7, 2009; 2nd per)	0	vs NYR, Jan. 15, 1982 (2nd period)
				at CGY, Mar. 24, 2003 (1st period)
Most shots against, 1 period	21	vs. CGY, Feb. 14, 2009; 2nd per	27	at MIN, Nov. 11, 1981 (2nd period)
Fewest shots against, 1 period	2	vs. PIT, Oct. 30, 2008 (1st period)	0	vs TB, Dec. 2, 1999 (2nd period)

2008-09 INDIVIDUAL HIGHS AND LOWS

INDIVIDUAL RECORDS		2007-08 SEASON RECORD		ALL TIME FRANCHISE RECORD
Longest goal streak	3	Mueller, Jan. 15 – Jan. 18	9	T. Selanne, Mar. 15-Apr. 1, 1993
Longest assist streak	4	Jokinen, Oct. 11 – Oct. 17	14	P. Housley,Dec.26,1992-Jan.19,1993
		Doan, Oct. 25 – Nov. 4		
		Mueller, Dec. 10 – Dec. 16		
Longest point streak	5	Lombardi, Mar. 26 – Apr. 2	18	D. Hawerchuk, Feb. 23-Apr. 7, 1985
		Lindstrom, Feb. 14 – Feb. 24		
Most goals, 1 game	3	Hanzal, Dec. 4 vs. TOR	5	W. Lindstrom, at PHI, Mar. 2, 1982
		Jokinen, Feb. 21 at LA		A. Zhamnov, at L.A., Apr. 1, 1995
Most assists, 1 game	3	Doan, Mar. 17 vs. SJ	5	D. Hawerchuk (3 times)
				P. Housley, vs HFD, Jan. 18, 1993
				K. Tkachuk, at BUF, Feb. 23, 2001
Most points, 1 game	4	Doan, Mar. 17 vs. SJ	6	D. Hawerchuk (3 times)
		Turris, Mar. 17 vs. SJ		W. Lindstrom, at PHI, Mar. 2, 1982
		Reinprecht, Apr. 11 vs. ANA		T. Steen, vs HFD, Oct. 24, 1984
				E. Olczyk, vs CGY, Dec. 21, 1991
Most penalty minutes, 1 game	19	Doan, Oct. 15 at CHI	49	T. Domi, at VAN, Feb. 9, 1995
		Carcillo, 3 times (last Jan. 31 vs. BUF)		
Most shots, 1 game	7	3 players tied, multiple times	12	B. Mullen, vs L.A., Mar. 30, 1982
				N. Emerson, vs FLA, Feb. 24, 1994
				J. Roenick, at TOR, Mar. 22, 1997
Most shots faced by goalie, 1 game	48	Bryzgalov, Dec. 23 at COL	55	N. Khabibulin, at PHI, Jan. 28, 1997
*Most ice time, 1 game	29:01	Michalek, Nov. 22 at PHI	32:39	*T. Numminen, at COL, Oct. 11, 1997

* = All-Time Franchise Record for Ice Time is through the 1997-98 season when the Real Time Stats program was introduced

2008-09 MISCELLANEOUS STATS

Power Play Scoring

	G	A	Pts
Doan	10	15	25
Jovanovski	6	12	18
Yandle	1	12	13
Mueller	5	6	11
Turris	3	8	11
Lindstrom	3	6	9
Lombardi	1	7	8
Upshall	5	2	7
Reinprecht	3	4	7
Prucha	1	4	5
Dawes	3	1	4
Kalinin	1	2	3
Boedker	2	0	2
Lisin	1	1	2
Porter	1	1	2
Hanzal	0	2	2
Tikhonov	1	0	1
Perrault	0	1	1
Schlemko	0	1	1

Shorthanded Scoring

	G	A	Pts
Hanzal	2	1	3
Doan	0	2	2
Lombardi	1	0	1
Michalek	0	1	1
Sauer	0	1	1
Tikhonov	0	1	1

Goals by Period	1	2	3	OT	T	Avg
Coyotes	61	76	67	1	205	2.5
Opponents	75	85	85	4	249	3.0

Shots by Period	1	2	3	OT	T	Avg
Coyotes	736	788	759	19	2302	28.1
Opponents	800	950	807	34	2591	31.6

Power Play

	G	Att	Pct	
Overall	50	344	14.5	(28th NHL)
Home	29	189	15.3	(T-25th NHL)
Road	21	155	13.5	(T-28th NHL)

4 SHORT HANDED GOALS ALLOWED (T-2nd NHL)

Penalty Killing

	PPGA	Att	Pct	
Overall	68	293	76.8	(28th NHL)
Home	33	131	74.8	(29th NHL)
Road	35	162	78.4	(25th NHL)

5 SHORT HANDED GOALS SCORED (25th NHL)

Penalties

GP	Min	Avg.	
82	1092	13.3	(11th NHL)

Situational Goals

	For	Against
5 on 5	137	163
5 on 4	47	4
5 on 3	1	0
4 on 4	7	7
4 on 3	1	0
3 on 3	0	0
3 on 4	0	0
3 on 5	0	7
4 on 5	3	61
Empty Net	9	7
Pen. Shot	0	0
Totals	205	249

2008-09 ROSTER MOVES

Date	Action
Sept. 12	Sean Zimmerman acquired from New Jersey in exchange for Kevin Cormier.
Sept. 24	Nick Ross (Kamloops-WHL) and Jared Staal (Sudbury-OHL) assigned to their respective junior clubs
Sept. 25	Mathieu Brodeur assigned to Cape Breton (QMJHL)
Sept. 26	Michael Stone assigned to Calgary (WHL)
Sept. 26	Drew Fata, Simon Ferguson, Steven Goertzen, Chad Kolarik, Francis Lessard, Brett MacLean, Adam Perry, Dylan Reese, David Schlemko, David Spina, Sean Sullivan, Daine Todd and Sean Zimmerman sent to San Antonio (AHL) training camp
Sept. 28	Joel Gistedt sent to San Antonio (AHL) training camp
Sept. 29	Jeff Hoggan, Adam Keefe, Derek Nesbitt, Logan Stephenson and Josh Tordjman sent to San Antonio (AHL) training camp
Oct. 1	Alex Bourret, Ryan Lannon and Mike Zigomanis sent to San Antonio (AHL) training camp
Oct. 2	Al Montoya sent to San Antonio (AHL) training camp
Oct. 8	Matt Jones and Garth Murray assigned to San Antonio (AHL)
Oct. 9	Mike Zigomanis traded to Pittsburgh in exchange for future considerations

REGULAR SEASON BEGINS:

Oct. 16	Ryan Lannon recalled under emergency conditions from San Antonio (AHL)
Oct. 19	Ryan Lannon re-assigned to San Antonio (AHL)
Oct. 28	Ken Klee claimed off waivers from Anaheim
Oct. 28	Enver Lisin assigned to San Antonio (AHL)
Nov. 2	Jonas Ahnelov activated from Injured Reserve, assigned to San Antonio (AHL)
Nov. 3	Garth Murray recalled from San Antonio (AHL)
Nov. 3	Alexander Nikulin acquired from Ottawa in exchange for Drew Fata
Nov. 21	Daniel Winnik placed on Injured Reserve, retroactive to Nov. 15
Nov. 21	Enver Lisin recalled from San Antonio (AHL)
Nov. 25	Wyatt Smith acquired from Tampa Bay in exchange for future considerations
Nov. 27	Olli Jokinen placed on Injured Reserve
Nov. 29	Garth Murray re-assigned to San Antonio (AHL)
Dec. 3	Joakim Lindstrom acquired from Anaheim in exchange for Logan Stephenson
Dec. 8	Joakim Lindstrom recalled from San Antonio (AHL)
Dec. 12	Kevin Porter assigned to San Antonio (AHL)
Dec. 15	Kevin Porter recalled from San Antonio (AHL)
Dec. 31	Josh Tordjman recalled from San Antonio (AHL) under emergency conditions
Jan. 1	Daniel Winnik assigned to San Antonio (AHL) on conditioning assignment
Jan. 1	Josh Tordjman re-assigned to San Antonio (AHL)
Jan. 7	Kevin Porter re-assigned to San Antonio (AHL)
Jan. 7	Garth Murray recalled from San Antonio (AHL)
Jan. 11	Kurt Sauer placed on Injured Reserve
Jan. 11	Viktor Tikhonov placed on Injured Reserve
Jan. 11	Daniel Winnik recalled from San Antonio (AHL)
Jan. 12	Steven Goertzen recalled from San Antonio (AHL)
Jan. 13	Garth Murray re-assigned to San Antonio (AHL)
Jan. 17	David Schlemko recalled from San Antonio (AHL)
Jan. 19	David Schlemko re-assigned to San Antonio (AHL)
Jan. 21	Steven Goertzen re-assigned to San Antonio (AHL)
Jan. 26	Steven Goertzen recalled from San Antonio (AHL)
Jan. 30	Alexander Nikulin recalled from San Antonio (AHL)
Jan. 31	Joel Perrault recalled from San Antonio (AHL)
Feb. 2	Peter Mueller placed on Injured Reserve
Feb. 2	David Schlemko recalled from San Antonio (AHL)
Feb. 4	Viktor Tikhonov activated from IR; assigned to San Antonio (AHL)
Feb. 4	Steven Goertzen re-assigned to San Antonio (AHL)
Feb. 4	Alexander Nikulin re-assigned to San Antonio (AHL)
Feb. 4	Jeff Hoggan recalled from San Antonio (AHL)
Feb. 4	Kevin Porter recalled from San Antonio (AHL)
Feb. 6	Kevin Porter re-assigned to San Antonio (AHL)
Feb. 6	Steven Goertzen recalled from San Antonio (AHL)
Feb. 9	David Schlemko re-assigned to San Antonio (AHL)
Feb. 9	Viktor Tikhonov recalled from San Antonio (AHL)
Feb. 12	Kyle Turris assigned to San Antonio (AHL)
Feb. 12	David Schlemko recalled from San Antonio (AHL)
Feb. 13	Jeff Hoggan re-assigned to San Antonio (AHL)
Feb. 13	Peter Mueller activated from Injured Reserve
Feb. 15	Joel Perrault re-assigned to San Antonio (AHL)
Feb. 17	David Schlemko re-assigned to San Antonio (AHL)
Feb. 28	Brian McGrattan assigned to San Antonio (AHL)
Mar. 2	Kyle Turris recalled from San Antonio (AHL)
Mar. 4	Mikael Tellqvist traded to Buffalo in exchange for a 4th round draft choice in 2010
Mar. 4	Matthew Lombardi, Brandon Prust and a conditional 1st round draft choice acquired from Calgary in exchange for Olli Jokinen and a 3rd round draft choice in 2009
Mar. 4	Scottie Upshall and a 2nd round draft choice in 2011 acquired from Philadelphia in exchange for Daniel Carcillo
Mar. 4	Nigel Dawes, Dmitri Kalinin and Petr Prucha acquired from NY Rangers in exchange for Derek Morris
Mar. 4	Steven Goertzen assigned to San Antonio (AHL)
Mar. 4	Josh Tordjman recalled from San Antonio (AHL)
Mar. 17	Brian McGrattan recalled from San Antonio (AHL)
Mar. 20	Jeff May signed as a free agent; assigned to San Antonio (AHL)
Mar. 23	Josh Tordjman re-assigned to San Antonio (AHL)
Mar. 23	Al Montoya recalled from San Antonio (AHL)
Apr. 13	Justin Bernhardt signed to entry-level contract

2008-09 MAN GAMES LOST TO INJURY

PLAYER	# OF GAMES	DATES OF INJURY
Jonas Ahnelov	9	Oct. 11 – Nov. 1
Daniel Winnik	5	Nov. 18 – Nov. 26
Derek Morris	3	Nov. 22 – Nov. 26
	2	Feb. 3 – Feb. 4
Olli Jokinen	6	Nov. 28 – Dec. 7
Enver Lisin	1	Dec. 16
Peter Mueller	1	Dec. 22
	7	Jan. 29 – Feb. 12
Ken Klee	2	Jan. 6 – Jan. 8
Viktor Tikhonov	10	Jan. 10 – Feb. 3
Kurt Sauer	14	Jan. 13 – Feb. 14
Steven Reinprecht	3	Jan. 31 – Feb. 4
Martin Hanzal	3	Feb. 11 – Feb. 14
	1	Mar. 12
Todd Fedoruk	2	Mar. 12 – Mar. 14
Brian McGrattan	11	Mar. 21 – Apr. 11
TOTAL MAN GAMES LOST TO INJURY:	**80**	

2008-09 SEASON IN REVIEW

CAREER YEARS: The following Coyotes players set or equaled career-highs in 2008-09 (Rookies and players with no previous NHL experience not included on list).

Ilya Bryzgalov	Games played (65)
Nigel Dawes	Games Played (64), PIM (15), PPG (3), GWG (4)
Shane Doan	Goals (31), Games Played (82)
Todd Fedoruk	Goals (6)
Steven Goertzen	Goals (2), Assists (2), Points (4)
David Hale	Goals (3), Assists (6), Points (9)
Martin Hanzal	Goals (11), Games Played (74), PIM (40), SHG (2)
Ed Jovanovski	Games Played (82), GWG (3)
Joakim Lindstrom	Goals (11), Assists (9), Points (20), Games Played (44), PIM (28), PPG (3), GWG (2)
Enver Lisin	Goals (13), Assists (8), Points (21), Games Played (48), PIM (24), PPG (1), GWG (2)
Matthew Lombardi	Points (46), Assists (32)
Zbynek Michalek	Games Played (82)
Peter Mueller	GWG (4)
Steven Reinprecht	GWG (3)
Kurt Sauer	Goals (1), Assists (6), Points (7)
Scottie Upshall	Goals (15), Assists (19), Points (34), Games Played (74), PIM (89), PPG (5)
Daniel Winnik	PIM (63)
Keith Yandle	Assists (26), Points (30), Games Played (69), PIM (37)

COYOTES TEAM AWARDS: The Phoenix Coyotes announced the winners of the club's 2008-09 season team awards prior to their season finale on Apr. 11. Captain Shane Doan earned the team MVP Award, the Coyotes' Leading Scorer Award, the Three Star Award and the Beth Campie Memorial Award. Defenseman Zbynek Michalek won the Hardest Working Player Award and defenseman Kurt Sauer won the Man of the Year Award.

HOME ICE ADVANTAGE: The 2008-09 campaign marked the Coyotes' best season at Jobing.com Arena since the building opened in 2003 as they posted a record of 23-15-3 on home ice this season. The 23 wins at Jobing.com Arena tied for the third most home victories in one season in franchise history and the most since the 2001-02 season.

FINISHING STRONG: The Coyotes finished the 2008-09 season with a record of 36-39-7 for 79 points. However, the team finished the season by going 8-4-1 in its final 13 games and went 6-1-1 in its last eight home games.

MILESTONES FOR DOAN: Coyotes Captain Shane Doan completed his 13th NHL season - all with the Jets/Coyotes - and ranks near the top of the club's all-time lists in several categories. The native of Halkirk, Alberta ranks 2nd in franchise history in games played (965), T-3rd in points (623) and 4th in assists (365) and goals (258). He is also the franchise's all-time leader in game-winning goals (44) and on Nov. 18 became just the third player in team history to play in 900 games.

COYOTES ALL-TIME CAREER LEADERS

Games Played	Goals	Assists	Points
1. Teppo Numminen 1098	1. Dale Hawerchuk 379	1. Thomas Steen 553	1. Dale Hawerchuk 929
2. Shane Doan. 965	2. Keith Tkachuk 323	2. Dale Hawerchuk. 550	2. Thomas Steen 817
3. Thomas Steen 950	3. Thomas Steen 264	3. Teppo Numminen. 426	3. Keith Tkachuk 623
4. Dale Hawerchuk 713	**4. Shane Doan 258**	**4. Shane Doan. 365**	**Shane Doan. 623**
5. Doug Smail 691	5. Paul MacLean 248	5. Keith Tkachuk 300	5. Teppo Numminen 534
6. Keith Tkachuk 640	6. Doug Smail 189	6. Paul MacLean. 270	6. Paul MacLean 518
7. Randy Carlyle. 564	7. Morris Lukowich. 168	7. Fredrik Olausson 249	7. Doug Smail. 397
8. Ron Wilson 536	8. Laurie Boschman 152	8 Dave Babych. 248	8. Laurie Boschman. 379
9. Paul MacLean 528	9. Jeremy Roenick 149	9. Laurie Boschman 227	9. Jeremy Roenick. 372
10. Laurie Boschman. 526	10.Teemu Selanne. 147	10. Randy Carlyle. 226	10. Morris Lukowich 345

EXCLUSIVE COMPANY: Coyotes Captain Shane Doan recorded a career-high 31 goals and finished with 31-42-73 while playing in all 82 games to lead the team in scoring for the fifth consecutive season. Doan joins Calgary's Jarome Iginla and Detroit's Pavel Datsyuk as the only players in the NHL who have led their respective team in scoring in each of the past five seasons.

MORE DOAN HIGHLIGHTS: In addition to leading the Coyotes in scoring again this season and setting a career-high in goals, Doan also appeared in his second career All-Star Game; won the Elimination Shoot Out at the NHL SuperSkills competition; became the franchise's all-time leader in game-winning goals (44); took over sole possession of second place on the club's all-time games played list (965) and tied for third place on the club's all-time points list (623); became the third player in franchise history to record nine consecutive 20-goal seasons and registered back-to-back 70-point campaigns for the first time in his career.

2008-09 SEASON IN REVIEW (CONT'D)

SHOT BLOCKERS: Zbynek Michalek led the NHL with 271 blocked shots this season while appearing in all 82 games. In his first three seasons with the club (2005-06 to 2007-08), Michalek averaged 152 blocked shots per year, a number it took him just 45 games to reach this season. Over the past four seasons, only four players in the NHL have more blocked shots than Michalek's 725. As a team, the Coyotes were 13-1-1 when blocking 20 or more shots in a game this season. Below is a list of the NHL players with the most blocked shots since the start of the 2005-06 season.

Player	BS
1. Anton Volchenkov (OTT)	849
2. Niclas Havelid (ATL-NJD)	790
3. Jason Smith (EDM-PHI-OTT)	756
4. Brett Clark (COL)	737
5. Zbynek Michalek (PHX)	**725**

HISTORIC DEBUT: Al Montoya became the first goalie in Coyotes/Jets franchise history to record a shutout in his NHL debut when he stopped all 23 shots he faced in Phoenix's 3-0 win at Colorado on April 1. On April 2, Montoya backstopped the Coyotes to a 2-1 win over Los Angeles to post his second victory in as many nights. Montoya, who was drafted sixth overall by the Rangers in the 2004 Entry Draft, was acquired by Phoenix on Feb. 26, 2008 at the NHL trade deadline. He spent most of this season in San Antonio (AHL) before being recalled by the Coyotes on March 23. The last goalie to notch a shutout in his NHL debut was Mike Smith, then of the Dallas Stars, on Oct. 21, 2006 against Phoenix. After stopping 40 shots in a 4-1 win over the Presidents' Trophy-winning San Jose Sharks on April 9, Montoya finished his first NHL stint with a 3-1-0 record, a 2.08 GAA and a .925 SV% in five games.

INSTANT IMPACT: Matthew Lombardi and Scottie Upshall were among the six players acquired by the Coyotes at the March 4 trade deadline. In the 19 games following the deadline, during which the team went 9-8-2, only Shane Doan scored more points (8-11-19) than Lombardi (5-11-16) and Upshall (8-5-13). Lombardi's 46 points (14-32-46) on the season tied his career-high while Upshall set new career-highs in goals (15), assists (19) and points (34) this season. He scored eight goals in 19 games with Phoenix after notching seven goals in 55 games with Philadelphia to start the season. Petr Prucha, who was acquired from the Rangers, collected 2-8-10 after joining the Coyotes to rank fourth on the team in scoring during the final 19-game stretch.

DEADLINE DEALING: The Coyotes were active just prior to the March 4 trade deadline, completing four of the 22 trades that were made in the NHL on the day. A total of six players were added to Phoenix's roster at the deadline: Matthew Lombardi (from CGY), Brandon Prust (from CGY), Scottie Upshall (from PHI), Nigel Dawes (from NYR), Dmitri Kalinin (from NYR) and Petr Prucha (from NYR).

RARE FEAT: Viktor Tikhonov had the rare distinction of being credited with a goal and a minor penalty at the exact same time in the team's March 21 win over Vancouver. During a delayed penalty, Tikhonov was the last Coyotes player to make contact with the puck before an errant pass was knocked into Vancouver's empty net. As a result, Tikhonov was credited with a goal and a hooking minor at 10:30 of the second period. Since 1989-90, there have been only three other instances where a player was credited with an unassisted, empty net goal and a penalty at the same time.

DOAN WAS GREAT IN '08: Shane Doan completed the most productive calendar year of his career in 2008 after recording 86 points (36 goals, 50 assists) in 81 games during the year. Only Evgeni Malkin (124 points), Alex Ovechkin (113), Joe Thornton (94), Jarome Iginla (90) and Pavel Datsyuk (89) registered more points than Doan during the 2008 calendar year. As a team, the Coyotes compiled a 38-34-11 record for the 2008 calendar year.

RUSSIAN PROSPECT IMPRESSES: Coyotes prospect Maxim Goncharov, selected by the team in the 5th round (123rd overall) of the 2007 Entry Draft, was named the top prospect in the Russian League by NHL Central Scouting-Europe this season. The 19-year-old defenseman is described by Central Scouting as a "strong, mobile skater who likes to join the offensive rush… plays with grit and is strong along the boards." In his second season with CSKA, Goncharov recorded 7-7-14 and 50 PIM in 47 games and represented Russia at the 2009 World Junior Championships.

HALE LIGHTS THE LAMP: David Hale scored his first NHL goal in Phoenix's Nov. 26 win over Columbus while playing in his 231st career game, making him the player with the most games to begin a career before scoring his first goal since the NHL expanded in 1979-80. He scored his second career goal on Jan. 17 against his former team, the Calgary Flames, and finished the season with career-highs in goals (3), assists (6) and points (9).

ROOKIE POINT STREAK: By recording at least one point in each of the Coyotes' first three games this season, Kyle Turris tied the second-longest point streak by a rookie to begin a season in franchise history. Teemu Selanne registered a five-game point streak (5-4-9) to begin the 1992-93 season while Hannu Jarvenpaa began the 1987-88 campaign with a three-game point streak (2-2-4). Turris recorded 1-3-4 during the first three games.

AN ALL-STAR STAFF: Six members of the Coyotes' coaching staff and front office have combined for 30 All-Star Game appearances, five All-Star Game MVP awards and one coaching appearance. Head Coach Wayne Gretzky, who appeared in 18 All-Star Games and holds the NHL record for most career All-Star points (13-12-25) was named MVP in 1983, 1989 and 1999. General Manager Don Maloney appeared in two All-Star Games during his career and was the MVP of the 1984 Game after recording a goal and three assists. Goaltending Coach Grant Fuhr played in six All-Star Games and stopped all 15 shots he faced en route to being named MVP of the 1986 contest. Fuhr is one of just five goaltenders to win the award in its 41-year history. In addition, Director of Prospect Development Sean Burke appeared in three All-Star Games during his career, Head European Scout Christian Ruuttu played in one, and Senior Advisor to Hockey Operations John Muckler coached the Campbell Conference in the 1991 All-Star Game.

2008-09 SEASON IN REVIEW (CONT'D)

FIRST ROUNDERS: The Coyotes' year-end roster featured the team's top pick from each of the last four Entry Drafts: Mikkel Boedker (8th overall, 2008), Kyle Turris (3rd overall, 2007), Peter Mueller (8th overall, 2006) and Martin Hanzal (17th overall, 2005). Rookie Viktor Tikhonov was also a first round selection (28th overall) in 2008. In total, there were 11 former first round draft picks on the Coyotes' roster. In addition to those five players, Shane Doan (7th overall by Winnipeg, 1995), David Hale (22nd overall by New Jersey, 2000), Ed Jovanovski (1st overall by Florida, 1995), Dmitri Kalinin (18th overall by Buffalo, 1998), Al Montoya (6th overall by NY Rangers, 2004) and Scottie Upshall (6th overall by Nashville, 2002) were all first round selections.

COYOTES DEBUTS: Seven different players appeared in their first game as a Coyote on Oct. 11 in the team's season-opening win over Columbus and three of them recorded at least one point. Olli Jokinen, Kurt Sauer, David Hale, Todd Fedoruk and rookies Mikkel Boedker, Kevin Porter and Viktor Tikhonov all made their Coyotes debuts. Brian McGrattan made his Coyotes debut on Oct. 23, Ken Klee played his first game in a Coyotes uniform on Oct. 28 and Garth Murray debuted as a Coyotes on Nov. 4. In addition, Joakim Lindstrom played his first game for Phoenix on Dec. 10, Steven Goertzen debuted on Jan. 15, David Schlemko and Alexander Nikulin played in their first Coyotes games in Feb. 3 and Jeff Hoggan appeared in his first game as a Coyote and 100th NHL game on Feb. 4. On March 5, Nigel Dawes, Dmitri Kalinin, Matthew Lombardi Petr Prucha and Scottie Upshall made their team debuts while Josh Tordjman made his on Mar. 8, Brandon Prust played his first game for Phoenix on Mar. 10, and Al Montoya debuted on April 1. In total, 23 players played his first game in a Coyotes uniform at some point during the 2008-09 season.

2008-09 PROSPECT REPORT

AMERICAN HOCKEY LEAGUE REGULAR SEASON

Player	Team	POS	GP	G	A	PTS	PIM	Draft (Rd.#)
Ahnelov, Jonas	San Antonio	D	43	1	6	7	35	2006 (3/88)
Bourret, Alex	San Antonio	RW	48	3	11	14	44	2005 (1/16) ATL
Ferguson, Simon	San Antonio	RW	73	5	5	10	203	Not drafted
Frank, Chris	San Antonio	D	12	0	1	1	35	2006 (7/188)
Goertzen, Steven	San Antonio	RW	57	6	8	14	90	2002 (7/225) CBJ
Hoggan, Jeff	San Antonio	LW	60	22	13	35	64	Not drafted
Jones, Matt	San Antonio	D	58	2	4	6	40	2002 (3/80)
Keefe, Adam	San Antonio	RW	41	2	1	3	185	Not drafted
Kolarik, Chad	San Antonio	RW	76	20	30	50	47	2004 (7/199)
Lannon, Ryan	San Antonio	D	63	0	5	5	33	2002 (8/239) PIT
Lessard, Francis	San Antonio	RW	59	2	2	4	324	1997 (3/80) CAR
Lindstrom, Joakim	San Antonio	LW	3	1	1	2	2	2002 (2/41) CBJ
	Iowa		21	7	14	21	33	
Lisin, Enver	San Antonio	RW	10	2	4	6	6	2004 (2/50)
MacLean, Brett	San Antonio	LW	74	21	19	40	33	2007 (2/32)
May, Jeff	San Antonio	D	25	1	4	5	31	2005 (5/151) DET
	Norfolk		3	0	0	0	0	
	Providence		11	0	0	0	7	
Murray, Garth	San Antonio	C	64	11	10	21	146	2001 (3/79) NYR
Nesbitt, Derek	San Antonio	RW	49	6	9	15	6	Not drafted
Nikulin, Alexander	San Antonio	C	64	7	16	23	20	2004 (4/122) OTT
	Binghamton		5	2	0	2	0	
Perrault, Joel	San Antonio	C	46	18	31	49	46	2001 (5/137) ANA
Perry, Adam	San Antonio	C	12	1	2	3	19	Not drafted
Porter, Kevin	San Antonio	RW	42	13	22	35	14	2004 (4/119)
Reese, Dylan	San Antonio	D	75	1	27	28	64	2003 (7/209)
Schlemko, David	San Antonio	D	68	7	22	29	20	Not drafted
Smith, Wyatt	San Antonio	C	53	16	24	40	59	1997 (9/233)
	Norfolk		18	3	4	7	12	
Spina, David	San Antonio	LW	63	16	38	54	55	Not drafted
Staal, Jared	San Antonio	RW	1	0	0	0	0	2008 (2/49)
Sullivan, Sean	San Antonio	D	65	9	23	32	24	2003 (9/272)
Tikhonov, Viktor	San Antonio	LW	4	2	1	3	0	2008 (1/28)
Turris, Kyle	San Antonio	C	8	4	3	7	6	2007 (1/3)
Zimmerman, Sean	San Antonio	D	36	2	0	2	30	2005 (6/170) NJD

Goaltender	Team	GP	MIN	AVG	W-L-OT	SO	GA	SV%	Draft (Rd.#)
Gistedt, Joel	San Antonio	1	20	6.00	0-0-0	0	2	0.778	2007 (2/36)
Montoya, Al	San Antonio	29	1562	3.23	7-17-2	0	84	0.885	2004 (1/6) NYR
Tordjman, Josh	San Antonio	51	2921	2.61	25-22-2	6	127	0.909	Not drafted

CENTRAL HOCKEY LEAGUE REGULAR SEASON

Player	Team	POS	GP	G	A	PTS	PIM	Draft (Rd.#)
Perry, Adam	Arizona	C	45	23	33	56	44	Not drafted
Zimmerman, Sean	Arizona	D	20	0	3	3	20	2005 (6/170) NJ

Goaltender	Team	GP	MIN	AVG	W-L-OT	SO	GA	SV%	Draft (Rd.#)
Gistedt, Joel	Arizona	29	1533	4.15	10-15-1	0	106	0.873	2007 (2/36)

CANADIAN HOCKEY LEAGUE REGULAR SEASON

Player	Team	POS	GP	G	A	PTS	PIM	Draft (Rd.#)
Billingsley, Tim	Mississauga (OHL)	D	45	0	8	8	64	2008 (7/189)
Brodeur, Mathieu	Cape Breton (QMJHL)	D	61	3	12	15	15	2008 (3/76)
Long, Colin	Kelowna (WHL)	C	68	33	58	91	28	2008 (4/99)
Ross, Nick	Kamloops (WHL)	D	40	4	18	22	52	2007 (1/30)
	Vancouver (WHL)		34	7	14	21	32	
Staal, Jared	Sudbury (OHL)	RW	67	19	33	52	38	2008 (2/49)
Stone, Michael	Calgary (WHL)	D	69	19	42	61	87	2008 (3/69)

2008-09 PROSPECT REPORT

UNITED STATES HOCKEY LEAGUE REGULAR SEASON

Goaltender	Team	GP	MIN	AVG	W-L-OT	SO	GA	SV%	Draft (Rd.#)
Bennett, Brett	Indiana	54	3110	2.59	35-17-2	4	134	0.910	2006 (5/130)

NATIONAL COLLEGIATE ATHLETIC ASSOCIATION

Player	Team	POS	GP	G	A	PTS	PIM	Draft (Rd.#)
Brosnihan, Pat	Yale (ECAC)	RW	33	6	2	8	24	2005 (7/212)
Ferriero, Benn	Boston College (H.E.)	C	37	8	18	26	44	2006 (7/196)
Frank, Chris	W. Michigan (CCHA)	D	38	2	10	12	83	2006 (7/188)
Hextall, Brett	North Dakota (WCHA)	C	42	12	14	26	91	2008 (6/159)
Summers, Chris	Michigan (CCHA)	D	41	4	13	17	40	2006 (1/29)

Goaltender	Team	GP	MIN	AVG	W-L-OT	SO	GA	SV%	Draft (Rd.#)
Darling, Scott	Maine (H.E.)	27	1566	3.06	10-14-3	3	72	0.895	2007 (6/153)

EUROPEAN LEAGUES

Player	Team	POS	GP	G	A	PTS	PIM	Draft (Rd.#)
Goncharov, Maxim	Moscow (Russia)	D	47	7	7	14	50	2007 (5/123)
Alexei Kaigorodov	Magnitogorsk (Russia)	C	56	7	28	35	26	2002 (2/47) OTT
Krysanov, Anton	Togliatti (Russia)	C	46	8	11	19	14	2005 (5/148)
Pestunov, Dmitri	Omsk (Russia)	C	56	7	34	41	56	2003 (3/80)
Ruzicka, Vladimir	Slavia Praha (Czech)	C	36	5	6	11	14	2007 (4/103)

2008-09 PHOENIX COYOTES VS. DIVISIONS

WESTERN CONFERENCE

CENTRAL DIVISION

TEAM	OVERALL	HOME	ROAD
Chicago Blackhawks	0-3-1	0-1-1	0-2-0
Columbus Blue Jackets	4-0-0	2-0-0	2-0-0
Detroit Red Wings	1-1-2	1-0-1	0-1-1
Nashville Predators	1-3-0	1-1-0	0-2-0
St. Louis Blues	0-4-0	0-2-0	0-2-0
Overall Record vs. Central	**6-11-3**	**4-4-2**	**2-7-1**

NORTHWEST DIVISON

TEAM	OVERALL	HOME	ROAD
Calgary Flames	2-2-0	0-2-0	2-0-0
Colorado Avalanche	3-0-1	2-0-0	1-0-1
Edmonton Oilers	1-3-0	1-1-0	0-2-0
Minnesota Wild	1-3-0	1-1-0	0-2-0
Vancouver Canucks	2-2-0	1-1-0	1-1-0
Overall Record vs. Northwest	**9-10-1**	**5-5-0**	**4-5-1**

PACIFIC DIVISION

TEAM	OVERALL	HOME	ROAD
Anaheim Ducks	2-3-1	1-1-1	1-2-0
Dallas Stars	4-1-1	2-1-0	2-0-1
Los Angeles Kings	4-2-0	2-1-0	2-1-0
San Jose Sharks	3-3-0	2-1-0	1-2-0
Overall Record vs. Pacific	**13-9-2**	**7-4-1**	**6-5-1**
VS Western Conference	**28-30-6**	**16-13-3**	**12-17-3**

EASTERN CONFERENCE

NORTHEAST DIVISION

TEAM	OVERALL	HOME	ROAD
Boston Bruins	1-0-0	N/A	1-0-0
Buffalo Sabres	0-2-0	0-1-0	0-1-0
Montreal Canadiens	0-1-0	N/A	0-1-0
Ottawa Senators	0-1-0	N/A	0-1-0
Toronto Maple Leafs	1-0-0	1-0-0	N/A
Overall Record vs. Northeast	**2-4-0**	**1-1-0**	**1-3-0**

ATLANTIC DIVISION

TEAM	OVERALL	HOME	ROAD
New Jersey Devils	0-1-0	N/A	0-1-0
New York Islanders	1-1-0	1-0-0	0-1-0
New York Rangers	0-1-0	N/A	0-1-0
Philadelphia Flyers	0-0-1	N/A	0-0-1
Pittsburgh Penguins	1-0-0	1-0-0	N/A
Overall Record vs. Atlantic	**2-3-1**	**2-0-0**	**0-3-1**

SOUTHEAST DIVISION

TEAM	OVERALL	HOME	ROAD
Atlanta Thrashers	1-0-0	1-0-0	N/A
Carolina Hurricanes	0-2-0	0-1-0	0-1-0
Florida Panthers	1-0-0	1-0-0	N/A
Tampa Bay Lightning	1-0-0	1-0-0	N/A
Washington Capitals	1-0-0	1-0-0	N/A
Overall Record vs. Southeast	**4-2-0**	**4-1-0**	**0-1-0**
VS Eastern Conference	**8-9-1**	**7-2-0**	**1-7-1**

ANAHEIM DUCKS

2008-09 SEASON SERIES – WON: 2 LOST: 3 OT: 1

AT PHOENIX					Attend	Goaltenders	W Goal
11 Apr '09**	Coyotes	5	Ducks	4	16,438	Bryzgalov vs Giguere, Hiller	Viktor Tikhonov
19 Mar '09**	Coyotes	2	Ducks	3	12,739	Bryzgalov vs Hiller	Bobby Ryan
27 Jan '09	Coyotes	3	Ducks	7	15,383	Bryzgalov vs Hiller	Rob Niedermayer

AT ANAHEIM					Attend	Goaltenders	W Goal
22 Mar '09	Coyotes	2	Ducks	6	17,215	Bryzgalov vs Hiller	Corey Perry
4 Jan '09	Coyotes	0	Ducks	2	16,878	Bryzgalov vs Hiller	Chris Pronger
12 Oct '08	Coyotes	4	Ducks	2	17,174	Bryzgalov vs Giguere	Kyle Turris

* – Overtime Result ** – Shootout

Goals by Period	1st	2nd	3rd	OT	Total
COYOTES	4	9	2	0	15
DUCKS	4	9	10	0	23

Shots by Period	1st	2nd	3rd	OT	Total
COYOTES	45	58	60	5	168
DUCKS	63	74	51	10	198

INDIVIDUAL SCORING

COYOTES

Player	GP	G	A	P	+/-	PIM	PP	SH	GW	GT	EN	S	S%
SHANE DOAN	6	5	3	8	3	6	1	0	0	0	0	14	35.7
STEVEN REINPRECHT	5	2	6	8	4	0	2	0	0	0	0	5	40.0
MIKKEL BOEDKER	6	2	2	4	1	0	1	0	0	0	0	10	20.0
KEITH YANDLE	4	0	4	4	-4	2	0	0	0	0	0	8	0.0
ZBYNEK MICHALEK	6	1	2	3	-2	4	0	0	0	0	0	9	11.1
TODD FEDORUK	6	1	1	2	-1	4	0	0	0	0	0	2	50.0
KYLE TURRIS	4	1	1	2	-1	2	0	0	1	0	0	8	12.5
OLLI JOKINEN	3	0	2	2	-1	2	0	0	0	0	0	8	0.0
SCOTTIE UPSHALL	3	0	2	2	1	6	0	0	0	0	0	11	0.0
ENVER LISIN	3	1	0	1	-1	0	0	0	0	0	0	8	12.5
MATTHEW LOMBARDI	3	1	0	1	1	2	0	0	0	0	0	16	6.2
PETR PRUCHA	3	1	0	1	-2	2	0	0	0	0	0	6	16.7
ED JOVANOVSKI	6	0	1	1	3	2	0	0	0	0	0	13	0.0
KURT SAUER	5	0	1	1	4	9	0	0	0	0	0	0	0.0
JOAKIM LINDSTROM	2	0	1	1	0	0	0	0	0	0	0	3	0.0
KEVIN PORTER	2	0	1	1	1	0	0	0	0	0	0	3	0.0
PETER MUELLER	6	0	0	0	-1	2	0	0	0	0	0	7	0.0
DAVID HALE	5	0	0	0	-6	5	0	0	0	0	0	0	0.0
MARTIN HANZAL	5	0	0	0	-3	2	0	0	0	0	0	8	0.0
KEN KLEE	5	0	0	0	1	2	0	0	0	0	0	4	0.0
DANIEL WINNIK	4	0	0	0	-1	12	0	0	0	0	0	8	0.0
DANIEL CARCILLO	3	0	0	0	-1	0	0	0	0	0	0	10	0.0
DEREK MORRIS	3	0	0	0	1	0	0	0	0	0	0	2	0.0
VIKTOR TIKHONOV	3	0	0	0	-1	2	0	0	0	0	0	3	0.0
DMITRI KALININ	2	0	0	0	-2	0	0	0	0	0	0	2	0.0
BRANDON PRUST	2	0	0	0	-1	5	0	0	0	0	0	0	0.0
NIGEL DAWES	1	0	0	0	-1	0	0	0	0	0	0	0	0.0
STEVEN GOERTZEN	1	0	0	0	-1	5	0	0	0	0	0	0	0.0
BRIAN MCGRATTAN	1	0	0	0	-1	5	0	0	0	0	0	0	0.0

Power Play:	4-29	13.8%
Penalty Killing:	10-20	50.0%

DUCKS

Player	GP	G	A	P	+/-	PIM	PP	SH	GW	GT	EN	S	S%
SCOTT NIEDERMAYER	6	1	8	9	-1	4	1	0	0	0	0	15	6.7
RYAN GETZLAF	6	2	5	7	2	7	2	0	0	0	0	12	16.7
BOBBY RYAN	5	3	3	6	-1	4	2	0	0	0	0	16	18.8
CHRIS PRONGER	6	1	5	6	2	14	1	0	1	0	0	13	7.7
COREY PERRY	5	4	1	5	2	2	2	0	1	0	0	15	26.7
ANDREW EBBETT	5	1	2	3	1	4	1	0	0	0	0	8	12.5
TEEMU SELANNE	4	1	2	3	-1	0	0	0	0	0	0	8	12.5
JAMES WISNIEWSKI	3	0	3	3	-2	2	0	0	0	0	0	6	0.0
GEORGE PARROS	6	2	0	2	2	7	0	0	0	0	0	4	50.0
CHRIS KUNITZ	3	2	0	2	3	12	0	0	0	0	0	8	25.0
ROB NIEDERMAYER	6	1	1	2	0	2	0	0	1	0	0	14	7.1
ERIK CHRISTENSEN	3	1	1	2	-1	2	1	0	0	0	0	7	14.3
TODD MARCHANT	5	0	2	2	1	2	0	0	0	0	0	11	0.0
STEVE MONTADOR	3	0	2	2	1	4	0	0	0	0	0	8	0.0
SAMUEL PAHLSSON	3	0	2	2	-1	2	0	0	0	0	0	8	0.0
RYAN WHITNEY	3	0	2	2	-1	6	0	0	0	0	0	3	0.0
DREW MILLER	5	1	0	1	-1	2	0	0	0	0	0	8	12.5
RYAN CARTER	3	1	0	1	2	2	0	0	0	0	0	2	50.0
TRAVIS MOEN	3	1	0	1	0	7	0	0	0	0	0	7	14.3
PETTERI NOKELAINEN	3	1	0	1	0	2	0	0	0	0	0	3	33.3
SHELDON BROOKBANK	3	0	1	1	1	4	0	0	0	0	0	1	0.0
MIKE BROWN	3	0	1	1	-1	5	0	0	0	0	0	3	0.0
BRIAN SUTHERBY	1	0	1	1	1	5	0	0	0	0	0	1	0.0
BRENDAN MIKKELSON	4	0	0	0	4	4	0	0	0	0	0	5	0.0
BRENDAN MORRISON	3	0	0	0	0	0	0	0	0	0	0	2	0.0
FRANCOIS BEAUCHEMIN	2	0	0	0	0	2	0	0	0	0	0	4	0.0
BRETT FESTERLING	2	0	0	0	1	0	0	0	0	0	0	1	0.0
BRET HEDICAN	2	0	0	0	0	2	0	0	0	0	0	3	0.0
KENT HUSKINS	1	0	0	0	-2	4	0	0	0	0	0	0	0.0
KEN KLEE	1	0	0	0	0	0	0	0	0	0	0	2	0.0

Power Play:	10-20	50.0%
Penalty Killing:	25-29	86.2%

GOALTENDING

COYOTES

Goalie	GP	MIN	W-L-OT	SO	GA	SA	SV	GAA	SV%
ILYA BRYZGALOV	6	369	2-3-1	0	23	198	175	3.74	0.884

DUCKS

Goalie	GP	MIN	W-L-OT	SO	GA	SA	SV	GAA	SV%
JONAS HILLER	5	285	4-0-0	1	11	135	124	2.32	0.919
J-S GIGUERE	2	84	0-1-1	0	4	33	29	2.85	0.879

THE LAST TIME VS THE DUCKS…

Last Home Win:	April 11, 2009 (5-4 SO)
Last Home Loss:	March 19, 2009 (3-2 SO)
Last Home Tie:	February 23, 2004 (1-1)
Last Road Win:	October 12, 2008 (4-2)
Last Road Loss:	March 22, 2009 (6-2)
Last Road Tie:	November 27, 2002 (2-2)

ALL TIME VS THE DUCKS…

	GP	W	L	T	OL	GF	GA	PTS
Home	41	17	17	2	5	111	123	41
Road	42	13	23	3	3	102	130	32
Overall	83	30	40	5	8	213	253	73

SEE RECORDS SECTION FOR "ALL TIME VS THE DUCKS" BREAKDOWN

ATLANTA THRASHERS

vs.

2008-09 SEASON SERIES – WON: 1 LOST: 0 OT: 0

AT PHOENIX					Attend	Goaltenders	W Goal
19 Feb '09**	Coyotes	4	Thrashers	3	15,341	Tellqvist vs Lehtonen	Daniel Carcillo

AT ATLANTA	Attend	Goaltenders	W Goal
No Games			

* – Overtime Result ** – Shootout

Goals by Period	1st	2nd	3rd	OT	Total
COYOTES	1	2	0	0	3
THRASHERS	1	1	1	0	3

Shots by Period	1st	2nd	3rd	OT	Total
COYOTES	9	17	8	6	40
THRASHERS	3	10	7	2	22

INDIVIDUAL SCORING

COYOTES

Player	GP	G	A	P	+/-	PIM	PP	SH	GW	GT	EN	S	S%
STEVEN GOERTZEN	1	1	0	1	1	0	0	0	0	0	0	3	33.3
JOAKIM LINDSTROM	1	1	0	1	-1	0	1	0	0	0	0	6	16.7
VIKTOR TIKHONOV	1	1	0	1	1	0	0	0	0	0	0	4	25.0
DANIEL CARCILLO	1	0	1	1	1	7	0	0	0	0	0	1	0.0
SHANE DOAN	1	0	1	1	-1	2	0	0	0	0	0	2	0.0
TODD FEDORUK	1	0	1	1	1	0	0	0	0	0	0	0	0.0
OLLI JOKINEN	1	0	1	1	1	0	0	0	0	0	0	3	0.0
ZBYNEK MICHALEK	1	0	1	1	-1	0	0	0	0	0	0	3	0.0
KEITH YANDLE	1	0	1	1	1	0	0	0	0	0	0	5	0.0
MIKKEL BOEDKER	1	0	0	0	-1	0	0	0	0	0	0	1	0.0
MARTIN HANZAL	1	0	0	0	-2	0	0	0	0	0	0	1	0.0
ED JOVANOVSKI	1	0	0	0	0	5	0	0	0	0	0	0	0.0
KEN KLEE	1	0	0	0	1	0	0	0	0	0	0	0	0.0
DEREK MORRIS	1	0	0	0	0	0	0	0	0	0	0	4	0.0
PETER MUELLER	1	0	0	0	-1	0	0	0	0	0	0	4	0.0
STEVEN REINPRECHT	1	0	0	0	0	0	0	0	0	0	0	0	0.0
KURT SAUER	1	0	0	0	-1	0	0	0	0	0	0	1	0.0
DANIEL WINNIK	1	0	0	0	1	0	0	0	0	0	0	2	0.0

Power Play:	1-4	25.00%
Penalty Killing:	0-1	0.00%

THRASHERS

Player	GP	G	A	P	+/-	PIM	PP	SH	GW	GT	EN	S	S%
ILYA KOVALCHUK	1	1	1	2	1	2	0	0	0	0	0	3	33.3
BRYAN LITTLE	1	1	1	2	1	0	0	0	0	0	0	3	33.3
ERIK CHRISTENSEN	1	1	0	1	0	2	1	0	0	0	0	2	50.0
RON HAINSEY	1	0	1	1	1	0	0	0	0	0	0	1	0.0
RICH PEVERLEY	1	0	1	1	1	0	0	0	0	0	0	2	0.0
TODD WHITE	1	0	1	1	1	2	0	0	0	0	0	2	0.0
COLBY ARMSTRONG	1	0	0	0	0	0	0	0	0	0	0	0	0.0
ZACH BOGOSIAN	1	0	0	0	-1	0	0	0	0	0	0	0	0.0
TOBIAS ENSTROM	1	0	0	0	1	0	0	0	0	0	0	2	0.0
GARNET EXELBY	1	0	0	0	0	9	0	0	0	0	0	2	0.0
NICLAS HAVELID	1	0	0	0	0	0	0	0	0	0	0	0	0.0
VYACHESLAV KOZLOV	1	0	0	0	0	0	0	0	0	0	0	0	0.0
JORDAN LAVALLEE-SMOTHERMAN	1	0	0	0	-1	0	0	0	0	0	0	0	0.0
NATHAN OYSTRICK	1	0	0	0	-1	0	0	0	0	0	0	0	0.0
ERIC PERRIN	1	0	0	0	-1	0	0	0	0	0	0	0	0.0
MARTY REASONER	1	0	0	0	0	0	0	0	0	0	0	1	0.0
COLIN STUART	1	0	0	0	0	0	0	0	0	0	0	2	0.0
CHRIS THORBURN	1	0	0	0	-1	5	0	0	0	0	0	2	0.0

Power Play:	1-1	100.00%
Penalty Killing:	3-4	75.00%

GOALTENDING

COYOTES

Goalie	GP	MIN	W-L-OT	SO	GA	SA	SV	GAA	SV%
MIKAEL TELLQVIST	1	65	1-0-0	0	3	22	19	2.77	0.864

THRASHERS

Goalie	GP	MIN	W-L-OT	SO	GA	SA	SV	GAA	SV%
KARI LEHTONEN	1	64	0-0-1	0	3	40	37	2.79	0.925

THE LAST TIME VS THE THRASHERS…

Last Home Win:	February 19, 2009 (4-3 SO)
Last Home Loss:	None
Last Home Tie:	January 11, 2004 (1-1)
Last Road Win:	January 5, 2007 (5-4 OT)
Last Road Loss:	November 23, 2003 (1-0)
Last Road Tie:	None

ALL TIME VS THE THRASHERS…

	GP	W	L	T	OL	GF	GA	PTS
Home	7	6	0	1	0	25	12	13
Road	5	4	1	0	0	17	10	8
Overall	12	10	1	1	0	42	22	21

SEE RECORDS SECTION FOR "ALL TIME VS THE THRASHERS" BREAKDOWN

BOSTON BRUINS

2008-09 SEASON SERIES – WON: 1 LOST: 0 OT: 0

AT PHOENIX					Attend	Goaltenders	W Goal
No Games							
AT BOSTON					**Attend**	**Goaltenders**	**W Goal**
5 Mar '09	Coyotes	2	Bruins	1	16,818	Bryzgalov vs Thomas	Steven Reinprecht

* – Overtime Result ** – Shootout

Goals by Period	1st	2nd	3rd	OT	Total
COYOTES	1	1	0	0	2
BRUINS	1	0	0	0	1

Shots by Period	1st	2nd	3rd	OT	Total
COYOTES	6	8	4	0	18
BRUINS	9	6	11	0	26

INDIVIDUAL SCORING

COYOTES

Player	GP	G	A	P	+/-	PIM	PP	SH	GW	GT	EN	S	S%
STEVEN REINPRECHT	1	1	0	1	1	0	0	0	1	0	0	2	50.0
SCOTTIE UPSHALL	1	1	0	1	0	0	1	0	0	0	0	3	33.3
NIGEL DAWES	1	0	1	1	1	0	0	0	0	0	0	0	0.0
JOAKIM LINDSTROM	1	0	1	1	0	0	0	0	0	0	0	1	0.0
PETER MUELLER	1	0	1	1	1	0	0	0	0	0	0	1	0.0
MIKKEL BOEDKER	1	0	0	0	0	0	0	0	0	0	0	0	0.0
SHANE DOAN	1	0	0	0	-1	2	0	0	0	0	0	4	0.0
MARTIN HANZAL	1	0	0	0	0	0	0	0	0	0	0	1	0.0
ED JOVANOVSKI	1	0	0	0	1	0	0	0	0	0	0	0	0.0
DMITRI KALININ	1	0	0	0	1	0	0	0	0	0	0	0	0.0
KEN KLEE	1	0	0	0	0	2	0	0	0	0	0	0	0.0
MATTHEW LOMBARDI	1	0	0	0	-1	0	0	0	0	0	0	3	0.0
ZBYNEK MICHALEK	1	0	0	0	-1	0	0	0	0	0	0	0	0.0
PETR PRUCHA	1	0	0	0	-1	0	0	0	0	0	0	1	0.0
KURT SAUER	1	0	0	0	-1	0	0	0	0	0	0	0	0.0
VIKTOR TIKHONOV	1	0	0	0	0	2	0	0	0	0	0	0	0.0
KYLE TURRIS	1	0	0	0	0	0	0	0	0	0	0	2	0.0
KEITH YANDLE	1	0	0	0	0	0	0	0	0	0	0	0	0.0

Power Play:	1-2	50.00%
Penalty Killing:	3-3	100.00%

BRUINS

Player	GP	G	A	P	+/-	PIM	PP	SH	GW	GT	EN	S	S%
CHUCK KOBASEW	1	1	0	1	1	0	0	0	0	0	0	1	100.0
P. J. AXELSSON	1	0	1	1	1	0	0	0	0	0	0	1	0.0
PATRICE BERGERON	1	0	1	1	1	0	0	0	0	0	0	0	0.0
ZDENO CHARA	1	0	0	0	1	2	0	0	0	0	0	2	0.0
ANDREW FERENCE	1	0	0	0	-1	2	0	0	0	0	0	2	0.0
PHIL KESSEL	1	0	0	0	0	0	0	0	0	0	0	3	0.0
DAVID KREJCI	1	0	0	0	-1	0	0	0	0	0	0	1	0.0
MILAN LUCIC	1	0	0	0	0	0	0	0	0	0	0	0	0.0
STEVE MONTADOR	1	0	0	0	0	0	0	0	0	0	0	2	0.0
MARK RECCHI	1	0	0	0	0	0	0	0	0	0	0	1	0.0
MICHAEL RYDER	1	0	0	0	0	0	0	0	0	0	0	4	0.0
MARC SAVARD	1	0	0	0	0	0	0	0	0	0	0	1	0.0
MARK STUART	1	0	0	0	0	0	0	0	0	0	0	2	0.0
SHAWN THORNTON	1	0	0	0	-1	0	0	0	0	0	0	2	0.0
AARON WARD	1	0	0	0	1	0	0	0	0	0	0	1	0.0
BLAKE WHEELER	1	0	0	0	-1	0	0	0	0	0	0	1	0.0
DENNIS WIDEMAN	1	0	0	0	-1	0	0	0	0	0	0	2	0.0
STEPHANE YELLE	1	0	0	0	0	0	0	0	0	0	0	0	0.0

Power Play:	0-3	0.00%
Penalty Killing:	1-2	50.00%

GOALTENDING

COYOTES

Goalie	GP	MIN	W-L-OT	SO	GA	SA	SV	GAA	SV%
ILYA BRYZGALOV	1	60	1-0-0	0	1	26	25	1.00	0.962

BRUINS

Goalie	GP	MIN	W-L-OT	SO	GA	SA	SV	GAA	SV%
TIM THOMAS	1	59	0-1-0	0	2	18	16	2.04	0.889

THE LAST TIME VS THE BRUINS…

Last Home Win:	March 18, 2003 (2-1)
Last Home Loss:	October 6, 2007 (3-1)
Last Home Tie:	October 16, 2001 (1-1)
Last Road Win:	March 5, 2009 (2-1)
Last Road Loss:	March 19, 2002 (4-2)
Last Road Tie:	November 30, 2003 (3-3)

ALL TIME VS THE BRUINS…

	GP	W	L	T	OL	GF	GA	PTS
Home	31	13	15	3	0	102	105	29
Road	32	6	22	4	0	96	138	16
Overall	63	19	37	7	0	198	243	45

SEE RECORDS SECTION FOR "ALL TIME VS THE BRUINS" BREAKDOWN

BUFFALO SABRES

2008-09 SEASON SERIES – WON: 0 LOST: 2 OT: 0

AT PHOENIX					Attend	Goaltenders	W Goal
31 Jan '09	Coyotes	0	Sabres	2	16,253	Bryzgalov vs Miller	Tim Connolly

AT BUFFALO					Attend	Goaltenders	W Goal
6 Mar '09	Coyotes	1	Sabres	5	18,690	Bryzgalov vs Lalime	Andrej Sekera

* – Overtime Result ** – Shootout

Goals by Period	1st	2nd	3rd	OT	Total
COYOTES	0	0	1	0	1
SABRES	2	3	2	0	7

Shots by Period	1st	2nd	3rd	OT	Total
COYOTES	22	16	20	0	58
SABRES	17	21	14	0	52

INDIVIDUAL SCORING

COYOTES

Player	GP	G	A	P	+/-	PIM	PP	SH	GW	GT	EN	S	S%
MATTHEW LOMBARDI	1	1	0	1	0	0	1	0	0	0	0	3	33.3
PETR PRUCHA	1	0	1	1	0	2	0	0	0	0	0	2	0.0
MIKKEL BOEDKER	2	0	0	0	-2	2	0	0	0	0	0	3	0.0
SHANE DOAN	2	0	0	0	0	2	0	0	0	0	0	3	0.0
MARTIN HANZAL	2	0	0	0	-3	2	0	0	0	0	0	2	0.0
ED JOVANOVSKI	2	0	0	0	-1	4	0	0	0	0	0	8	0.0
KEN KLEE	2	0	0	0	-1	0	0	0	0	0	0	0	0.0
JOAKIM LINDSTROM	2	0	0	0	0	0	0	0	0	0	0	5	0.0
ZBYNEK MICHALEK	2	0	0	0	-3	0	0	0	0	0	0	5	0.0
KYLE TURRIS	2	0	0	0	0	0	0	0	0	0	0	3	0.0
KEITH YANDLE	2	0	0	0	0	2	0	0	0	0	0	2	0.0
DANIEL CARCILLO	1	0	0	0	0	19	0	0	0	0	0	1	0.0
NIGEL DAWES	1	0	0	0	-1	0	0	0	0	0	0	3	0.0
TODD FEDORUK	1	0	0	0	-2	0	0	0	0	0	0	0	0.0
STEVEN GOERTZEN	1	0	0	0	-1	5	0	0	0	0	0	1	0.0
DAVID HALE	1	0	0	0	0	0	0	0	0	0	0	1	0.0
OLLI JOKINEN	1	0	0	0	0	2	0	0	0	0	0	2	0.0
DMITRI KALININ	1	0	0	0	0	0	0	0	0	0	0	1	0.0
ENVER LISIN	1	0	0	0	0	0	0	0	0	0	0	1	0.0
DEREK MORRIS	1	0	0	0	-1	0	0	0	0	0	0	2	0.0
PETER MUELLER	1	0	0	0	-1	0	0	0	0	0	0	2	0.0
JOEL PERRAULT	1	0	0	0	0	0	0	0	0	0	0	3	0.0
STEVEN REINPRECHT	1	0	0	0	-1	2	0	0	0	0	0	3	0.0
KURT SAUER	1	0	0	0	-2	0	0	0	0	0	0	1	0.0
VIKTOR TIKHONOV	1	0	0	0	-1	0	0	0	0	0	0	1	0.0
SCOTTIE UPSHALL	1	0	0	0	0	2	0	0	0	0	0	0	0.0
DANIEL WINNIK	1	0	0	0	0	0	0	0	0	0	0	0	0.0

Power Play: 1-13 7.70%
Penalty Killing: 7-10 70.00%

SABRES

Player	GP	G	A	P	+/-	PIM	PP	SH	GW	GT	EN	S	S%
TIM CONNOLLY	2	3	2	5	3	2	1	0	1	0	0	10	30.0
ANDREJ SEKERA	1	1	1	2	2	2	0	0	1	0	0	1	100.0
DEREK ROY	2	0	2	2	1	0	0	0	0	0	0	2	0.0
JAROSLAV SPACEK	2	0	2	2	2	2	0	0	0	0	0	0	0.0
DANIEL PAILLE	2	1	0	1	1	0	0	0	0	0	0	3	33.3
JASON POMINVILLE	2	1	0	1	0	0	1	0	0	0	0	5	20.0
DREW STAFFORD	2	1	0	1	3	0	1	0	0	0	0	4	25.0
CHRIS BUTLER	2	0	1	1	1	0	0	0	0	0	0	2	0.0
PAUL GAUSTAD	2	0	1	1	0	6	0	0	0	0	0	0	0.0
CRAIG RIVET	2	0	1	1	1	12	0	0	0	0	0	2	0.0
THOMAS VANEK	2	0	1	1	3	0	0	0	0	0	0	4	0.0
MAXIM AFINOGENOV	1	0	1	1	0	0	0	0	0	0	0	1	0.0
JOCHEN HECHT	2	0	0	0	0	0	0	0	0	0	0	5	0.0
PATRICK KALETA	2	0	0	0	1	7	0	0	0	0	0	0	0.0
TONI LYDMAN	2	0	0	0	1	2	0	0	0	0	0	4	0.0
MATT ELLIS	1	0	0	0	0	2	0	0	0	0	0	2	0.0
MARC-ANDRE GRAGNANI	1	0	0	0	1	0	0	0	0	0	0	1	0.0
ALES KOTALIK	1	0	0	0	0	0	0	0	0	0	0	2	0.0
CLARKE MACARTHUR	1	0	0	0	0	0	0	0	0	0	0	0	0.0
ADAM MAIR	1	0	0	0	0	2	0	0	0	0	0	1	0.0
DOMINIC MOORE	1	0	0	0	0	0	0	0	0	0	0	2	0.0
NATHAN PAETSCH	1	0	0	0	0	21	0	0	0	0	0	1	0.0
HENRIK TALLINDER	1	0	0	0	0	2	0	0	0	0	0	0	0.0

Power Play: 3-10 30.00%
Penalty Killing: 12-13 92.30%

GOALTENDING

COYOTES

Goalie	GP	MIN	W-L-OT	SO	GA	SA	SV	GAA	SV%
ILYA BRYZGALOV	2	118	0-2-0	0	7	52	45	3.57	0.865

SABRES

Goalie	GP	MIN	W-L-OT	SO	GA	SA	SV	GAA	SV%
RYAN MILLER	1	59	1-0-0	1	0	28	28	0.00	1.000
PATRICK LALIME	1	60	1-0-0	0	1	30	29	1.00	0.967

THE LAST TIME VS THE SABRES…

Last Home Win:	January 21, 2008 (6-2)
Last Home Loss:	January 31, 2009 (2-1)
Last Home Tie:	February 26, 1982 (4-4)
Last Road Win:	January 12, 2006 (2-1 OT)
Last Road Loss:	March 6, 2009 (5-1)
Last Road Tie:	October 11, 1999 (2-2)

ALL TIME VS THE SABRES…

	GP	W	L	T	OL	GF	GA	PTS
Home	31	14	15	2	0	94	96	30
Road	33	7	21	5	0	83	133	19
Overall	64	21	36	7	0	177	229	49

SEE RECORDS SECTION FOR "ALL TIME VS THE SABRES" BREAKDOWN

CALGARY FLAMES

2008-09 SEASON SERIES – WON: 2 LOST: 2 OT: 0

AT PHOENIX					Attend	Goaltenders	W Goal
14 Feb '09	Coyotes	5	Flames	7	16,981	Bryzgalov vs Kiprusoff	Matthew Lombardi
25 Oct '08	Coyotes	1	Flames	4	15,038	Tellqvist vs Kiprusoff	Brandon Prust

AT CALGARY					Attend	Goaltenders	W Goal
17 Jan '09	Coyotes	4	Flames	3	19,289	Bryzgalov vs Kiprusoff	Mikkel Boedker
4 Nov '08	Coyotes	4	Flames	2	19,289	Bryzgalov vs Kiprusoff	Ed Jovanovski

* – Overtime Result ** – Shootout

Goals by Period	1st	2nd	3rd	OT	Total
COYOTES	5	5	4	0	14
FLAMES	5	6	5	0	16

Shots by Period	1st	2nd	3rd	OT	Total
COYOTES	46	29	34	0	109
FLAMES	45	54	43	0	142

INDIVIDUAL SCORING

COYOTES

Player	GP	G	A	P	+/-	PIM	PP	SH	GW	GT	EN	S	S%
SHANE DOAN	4	2	2	4	-3	0	0	0	0	0	0	13	15.4
VIKTOR TIKHONOV	3	2	2	4	3	0	1	0	0	0	0	3	66.7
PETER MUELLER	4	1	3	4	-1	2	0	0	0	0	0	10	10.0
MARTIN HANZAL	3	0	4	4	3	0	0	0	0	0	0	5	0.0
DANIEL WINNIK	3	2	1	3	3	4	0	0	0	0	0	9	22.2
MIKKEL BOEDKER	4	1	2	3	-2	0	0	0	1	0	0	4	25.0
TODD FEDORUK	4	1	2	3	2	2	0	0	0	0	0	7	14.3
OLLI JOKINEN	4	1	2	3	-2	0	0	0	0	0	0	11	9.1
ED JOVANOVSKI	4	1	1	2	-2	2	1	0	1	0	0	11	9.1
DEREK MORRIS	4	1	1	2	-3	0	0	1	0	0	0	4	25.0
ZBYNEK MICHALEK	4	0	2	2	3	0	0	0	0	0	0	2	0.0
DAVID HALE	4	1	0	1	0	5	0	0	0	0	0	3	33.3
STEVEN REINPRECHT	3	1	0	1	-3	0	0	0	0	0	0	4	25.0
KEN KLEE	3	0	1	1	-1	0	0	0	0	0	0	1	0.0
KEITH YANDLE	3	0	1	1	1	0	0	0	0	0	0	5	0.0
JOAKIM LINDSTROM	2	0	1	1	-4	0	0	0	0	0	0	3	0.0
KEVIN PORTER	2	0	1	1	0	0	0	0	0	0	0	1	0.0
DANIEL CARCILLO	4	0	0	0	0	13	0	0	0	0	0	5	0.0
ENVER LISIN	2	0	0	0	-3	2	0	0	0	0	0	4	0.0
KURT SAUER	2	0	0	0	-1	0	0	0	0	0	0	1	0.0
KYLE TURRIS	2	0	0	0	-1	0	0	0	0	0	0	0	0.0
STEVEN GOERTZEN	1	0	0	0	0	0	0	0	0	0	0	1	0.0
BRIAN MCGRATTAN	1	0	0	0	-1	2	0	0	0	0	0	1	0.0
GARTH MURRAY	1	0	0	0	0	5	0	0	0	0	0	1	0.0
JOEL PERRAULT	1	0	0	0	-1	0	0	0	0	0	0	0	0.0

Power Play:	2-12	16.70%
Penalty Killing:	6-8	75.00%

FLAMES

Player	GP	G	A	P	+/-	PIM	PP	SH	GW	GT	EN	S	S%
MATTHEW LOMBARDI	2	3	2	5	6	2	0	0	1	0	0	11	27.3
MIKE CAMMALLERI	4	2	3	5	4	2	0	0	0	0	0	12	16.7
JAROME IGINLA	4	1	4	5	3	5	0	0	0	0	1	14	7.1
TODD BERTUZZI	3	1	4	5	-1	4	1	0	0	0	0	2	50.0
DAVID MOSS	4	0	4	4	2	0	0	0	0	0	0	10	0.0
CORY SARICH	4	1	2	3	0	0	0	0	0	0	0	5	20.0
MARK GIORDANO	4	0	3	3	1	7	0	0	0	0	0	4	0.0
DAYMOND LANGKOW	4	2	0	2	-3	0	0	0	0	0	0	11	18.2
ADRIAN AUCOIN	4	1	1	2	0	2	0	0	0	0	0	4	25.0
DUSTIN BOYD	4	1	1	2	-4	0	0	0	0	0	0	4	25.0
CURTIS GLENCROSS	4	1	1	2	3	2	0	1	0	0	0	10	10.0
DION PHANEUF	4	1	1	2	1	4	1	0	0	0	0	20	5.0
ERIC NYSTROM	4	1	0	1	0	5	0	0	0	0	0	9	11.1
BRANDON PRUST	2	1	0	1	1	0	0	0	1	0	0	2	50.0
RENE BOURQUE	4	0	1	1	-3	4	0	0	0	0	0	8	0.0
CRAIG CONROY	4	0	1	1	-1	2	0	0	0	0	0	3	0.0
ROBYN REGEHR	4	0	1	1	1	0	0	0	0	0	0	8	0.0
ADAM PARDY	2	0	1	1	-1	2	0	0	0	0	0	1	0.0
WAYNE PRIMEAU	2	0	1	1	1	0	0	0	0	0	0	3	0.0
JAMES VANDERMEER	3	0	0	0	1	4	0	0	0	0	0	1	0.0
ANDRE ROY	2	0	0	0	-1	0	0	0	0	0	0	0	0.0

Power Play:	2-8	25.00%
Penalty Killing:	10-12	83.30%

GOALTENDING

COYOTES

Goalie	GP	MIN	W-L-OT	SO	GA	SA	SV	GAA	SV%
ILYA BRYZGALOV	3	179	2/1/00	0	12	106	94	4.02	0.887
MIKAEL TELLQVIST	1	60	0-1-0	0	3	35	32	3.02	0.914

FLAMES

Goalie	GP	MIN	W-L-OT	SO	GA	SA	SV	GAA	SV%
MIIKKA KIPRUSOFF	4	238	2/2/00	0	14	109	95	3.52	0.872

THE LAST TIME VS THE FLAMES…

Last Home Win:	February 22, 2007 (3-2 OT)
Last Home Loss:	February 14, 2009 (7-5)
Last Home Tie:	February 2, 1999 (2-2)
Last Road Win:	January 17, 2009 (4-3)
Last Road Loss:	February 5, 2008 (4-3 SO)
Last Road Tie:	October 24, 2000 (2-2)

ALL TIME VS THE FLAMES…

	GP	W	L	T	OL	GF	GA	PTS
Home	78	36	31	11	0	284	270	83
Road	79	27	42	9	1	248	321	64
Overall	157	63	73	20	1	532	591	147

SEE RECORDS SECTION FOR "ALL TIME VS THE FLAMES" BREAKDOWN

CAROLINA HURRICANES

2008-09 SEASON SERIES – WON: 0 LOST: 2 OT: 0

VS.

AT PHOENIX					Attend	Goaltenders	W Goal
7 Feb '09	Coyotes	2	Hurricanes	7	15,229	Bryzgalov, Tellqvist vs Ward	Matt Cullen

AT CAROLINA					Attend	Goaltenders	W Goal
21 Nov '08	Coyotes	2	Hurricanes	5	14,848	Bryzgalov vs Ward	Eric Staal

* – Overtime Result ** – Shootout

Goals by Period	1st	2nd	3rd	OT	Total
COYOTES	3	1	0	0	4
HURRICANES	2	5	5	0	12

Shots by Period	1st	2nd	3rd	OT	Total
COYOTES	26	18	16	0	60
HURRICANES	22	31	21	0	74

INDIVIDUAL SCORING

COYOTES

Player	GP	G	A	P	+/-	PIM	PP	SH	GW	GT	EN	S	S%
SHANE DOAN	2	2	0	2	-4	0	1	0	0	0	0	4	50.0
STEVEN GOERTZEN	1	1	0	1	1	0	0	0	0	0	0	5	20.0
KEVIN PORTER	1	1	0	1	-2	0	1	0	0	0	0	3	33.3
ED JOVANOVSKI	2	0	1	1	-2	0	0	0	0	0	0	6	0.0
ZBYNEK MICHALEK	2	0	1	1	-4	0	0	0	0	0	0	1	0.0
KEITH YANDLE	2	0	1	1	-2	0	0	0	0	0	0	1	0.0
JEFF HOGGAN	1	0	1	1	1	7	0	0	0	0	0	1	0.0
JOAKIM LINDSTROM	1	0	1	1	-2	4	0	0	0	0	0	2	0.0
DAVID SCHLEMKO	1	0	1	1	-1	0	0	0	0	0	0	1	0.0
MIKKEL BOEDKER	2	0	0	0	-2	0	0	0	0	0	0	3	0.0
DANIEL CARCILLO	2	0	0	0	-1	5	0	0	0	0	0	6	0.0
TODD FEDORUK	2	0	0	0	-1	0	0	0	0	0	0	2	0.0
MARTIN HANZAL	2	0	0	0	0	4	0	0	0	0	0	1	0.0
OLLI JOKINEN	2	0	0	0	-3	0	0	0	0	0	0	6	0.0
DEREK MORRIS	2	0	0	0	0	0	0	0	0	0	0	5	0.0
STEVEN REINPRECHT	2	0	0	0	-2	2	0	0	0	0	0	3	0.0
DAVID HALE	1	0	0	0	0	0	0	0	0	0	0	1	0.0
KEN KLEE	1	0	0	0	0	0	0	0	0	0	0	0	0.0
ENVER LISIN	1	0	0	0	-1	0	0	0	0	0	0	1	0.0
PETER MUELLER	1	0	0	0	-1	2	0	0	0	0	0	3	0.0
GARTH MURRAY	1	0	0	0	-1	0	0	0	0	0	0	0	0.0
JOEL PERRAULT	1	0	0	0	0	2	0	0	0	0	0	2	0.0
KURT SAUER	1	0	0	0	-2	0	0	0	0	0	0	1	0.0
VIKTOR TIKHONOV	1	0	0	0	-1	0	0	0	0	0	0	2	0.0
KYLE TURRIS	1	0	0	0	-1	0	0	0	0	0	0	0	0.0

Power Play:	2-9	22.20%
Penalty Killing:	3-7	42.90%

HURRICANES

Player	GP	G	A	P	+/-	PIM	PP	SH	GW	GT	EN	S	S%
SERGEI SAMSONOV	2	1	4	5	1	0	1	0	0	0	0	5	20.0
ERIC STAAL	2	4	0	4	4	4	1	0	1	0	0	13	30.8
TUOMO RUUTU	2	2	2	4	1	4	1	0	0	0	0	6	33.3
JONI PITKANEN	2	0	4	4	5	2	0	0	0	0	0	7	0.0
RAY WHITNEY	2	2	1	3	1	4	0	0	0	0	1	9	22.2
MATT CULLEN	2	1	1	2	1	0	1	0	1	0	0	4	25.0
CHAD LAROSE	2	1	1	2	2	0	0	1	0	0	0	4	25.0
SCOTT WALKER	1	0	2	2	2	0	0	0	0	0	0	2	0.0
PATRICK EAVES	2	1	0	1	2	2	0	0	0	0	0	4	25.0
ANTON BABCHUK	2	0	1	1	2	2	0	0	0	0	0	1	0.0
JOSEPH CORVO	2	0	1	1	2	0	0	0	0	0	0	7	0.0
NICLAS WALLIN	2	0	1	1	-1	0	0	0	0	0	0	1	0.0
ROD BRIND'AMOUR	1	0	1	1	0	0	0	0	0	0	0	3	0.0
JUSSI JOKINEN	1	0	1	1	1	0	0	0	0	0	0	2	0.0
BRYAN RODNEY	1	0	1	1	-1	0	0	0	0	0	0	1	0.0
JUSTIN WILLIAMS	1	0	1	1	0	0	0	0	0	0	0	4	0.0
RYAN BAYDA	2	0	0	0	0	0	0	0	0	0	0	1	0.0
TIM GLEASON	2	0	0	0	3	5	0	0	0	0	0	0	0.0
BRANDON SUTTER	2	0	0	0	2	5	0	0	0	0	0	0	0.0
WADE BROOKBANK	1	0	0	0	0	0	0	0	0	0	0	0	0.0
JAKUB PETRUZALEK	1	0	0	0	0	0	0	0	0	0	0	0	0.0
DENNIS SEIDENBERG	1	0	0	0	2	0	0	0	0	0	0	0	0.0

Power Play:	4-7	57.10%
Penalty Killing:	7-9	77.80%

GOALTENDING

COYOTES

Goalie	GP	MIN	W-L-OT	SO	GA	SA	SV	GAA	SV%
IYA BRYZGALOV	2	99	0-2-0	0	8	60	52	4.84	0.867
MIKAEL TELLQVIST	1	20	0-0-0	0	3	13	10	9.00	0.769

HURRICANES

Goalie	GP	MIN	W-L-OT	SO	GA	SA	SV	GAA	SV%
CAM WARD	2	120	2-0-0	0	4	60	56	2.01	0.933

THE LAST TIME VS THE HURRICANES…

Last Home Win:	December 3, 2005 (8-4)
Last Home Loss:	February 7, 2009 (7-2)
Last Home Tie:	March 15, 1999 (5-5)
Last Road Win:	January 4, 2007 (2-0)
Last Road Loss:	November 21, 2008 (5-2)
Last Road Tie:	December 5, 1997 (2-2)

ALL TIME VS THE HURRICANES…

	GP	W	L	T	OL	GF	GA	PTS
Home	33	15	15	2	1	120	123	33
Road	32	11	14	6	1	93	108	29
Overall	65	26	29	8	2	213	231	62

SEE RECORDS SECTION FOR "ALL TIME VS THE HURRICANES" BREAKDOWN

CHICAGO BLACKHAWKS

2008-09 SEASON SERIES – WON: 0 LOST: 3 OT: 1

AT PHOENIX					Attend	Goaltenders	W Goal
6 Jan '09	Coyotes	0	Blackhawks	6	14,651	Bryzgalov, Tellqvist vs Huet	Adam Burish
18 Nov '08**	Coyotes	2	Blackhawks	3	14,682	Bryzgalov vs Khabibulin	Jonathan Toews

AT CHICAGO					Attend	Goaltenders	W Goal
7 Dec '08	Coyotes	1	Blackhawks	7	21,217	Bryzgalov vs Huet	Jonathan Toews
15 Oct '08	Coyotes	1	Blackhawks	4	20,522	Bryzgalov vs Khabibulin	Patrick Sharp

* – Overtime Result ** – Shootout

Goals by Period	1st	2nd	3rd	OT	Total
COYOTES	0	3	1	0	4
BLACKHAWKS	10	6	3	0	19

Shots by Period	1st	2nd	3rd	OT	Total
COYOTES	28	42	38	3	111
BLACKHAWKS	44	50	41	4	139

INDIVIDUAL SCORING

COYOTES

Player	GP	G	A	P	+/-	PIM	PP	SH	GW	GT	EN	S	S%
PETER MUELLER	4	1	1	2	-6	2	1	0	0	0	0	12	8.3
KEITH YANDLE	4	0	2	2	-6	2	0	0	0	0	0	6	0.0
OLLI JOKINEN	3	0	2	2	-4	5	0	0	0	0	0	6	0.0
SHANE DOAN	4	1	0	1	-4	21	1	0	0	0	0	13	7.7
ZBYNEK MICHALEK	4	1	0	1	-8	0	0	0	0	0	0	8	12.5
ENVER LISIN	2	1	0	1	-3	2	0	0	0	0	0	5	20.0
MIKKEL BOEDKER	4	0	1	1	-5	0	0	0	0	0	0	3	0.0
DANIEL CARCILLO	4	0	1	1	-5	11	0	0	0	0	0	8	0.0
KYLE TURRIS	4	0	1	1	-2	9	0	0	0	0	0	11	0.0
TODD FEDORUK	4	0	0	0	-3	11	0	0	0	0	0	5	0.0
MARTIN HANZAL	4	0	0	0	-5	7	0	0	0	0	0	4	0.0
ED JOVANOVSKI	4	0	0	0	-6	13	0	0	0	0	0	8	0.0
DEREK MORRIS	4	0	0	0	-4	4	0	0	0	0	0	2	0.0
KEVIN PORTER	4	0	0	0	-3	0	0	0	0	0	0	2	0.0
STEVEN REINPRECHT	4	0	0	0	-4	0	0	0	0	0	0	4	0.0
KURT SAUER	4	0	0	0	-5	0	0	0	0	0	0	3	0.0
DAVID HALE	3	0	0	0	-2	5	0	0	0	0	0	2	0.0
VIKTOR TIKHONOV	3	0	0	0	0	2	0	0	0	0	0	6	0.0
DANIEL WINNIK	2	0	0	0	0	0	0	0	0	0	0	2	0.0
KEN KLEE	1	0	0	0	-1	0	0	0	0	0	0	0	0.0
JOAKIM LINDSTROM	1	0	0	0	-3	2	0	0	0	0	0	1	0.0
BRIAN MCGRATTAN	1	0	0	0	0	10	0	0	0	0	0	0	0.0

Power Play: 2-23 8.70%
Penalty Killing: 19-20 95.00%

BLACKHAWKS

Player	GP	G	A	P	+/-	PIM	PP	SH	GW	GT	EN	S	S%
JONATHAN TOEWS	4	3	3	6	6	7	0	0	1	0	0	18	16.7
DAVE BOLLAND	4	1	4	5	6	0	0	0	0	0	0	5	20.0
MARTIN HAVLAT	4	1	4	5	7	0	0	0	0	0	0	14	7.1
DUNCAN KEITH	4	0	5	5	9	2	0	0	0	0	0	7	0.0
PATRICK SHARP	4	3	1	4	5	10	1	0	1	0	0	12	25.0
COLIN FRASER	4	2	2	4	3	5	0	0	0	0	0	5	40.0
KRIS VERSTEEG	4	2	2	4	4	27	0	0	0	0	0	7	28.6
ANDREW LADD	4	1	3	4	5	2	0	0	0	0	0	11	9.1
BEN EAGER	4	3	0	3	2	7	0	0	0	0	0	5	60.0
ADAM BURISH	3	1	2	3	3	16	0	0	1	0	0	6	16.7
BRIAN CAMPBELL	4	1	1	2	8	2	0	0	0	0	0	9	11.1
PATRICK KANE	3	0	2	2	1	4	0	0	0	0	0	7	0.0
CRAIG ADAMS	2	0	2	2	2	5	0	0	0	0	0	3	0.0
DUSTIN BYFUGLIEN	4	1	0	1	2	9	0	0	0	0	0	10	10.0
BRENT SEABROOK	4	0	1	1	5	6	0	0	0	0	0	2	0.0
AARON JOHNSON	3	0	1	1	2	4	0	0	0	0	0	3	0.0
MATT WALKER	3	0	1	1	3	8	0	0	0	0	0	4	0.0
JAMES WISNIEWSKI	1	0	1	1	1	0	0	0	0	0	0	2	0.0
TROY BROUWER	3	0	0	0	2	5	0	0	0	0	0	5	0.0
CAMERON BARKER	2	0	0	0	0	0	0	0	0	0	0	2	0.0
BRENT SOPEL	2	0	0	0	3	2	0	0	0	0	0	1	0.0
JORDAN HENDRY	1	0	0	0	0	0	0	0	0	0	0	1	0.0
JACK SKILLE	1	0	0	0	0	0	0	0	0	0	0	0	0.0

Power Play: 1-20 5.00%
Penalty Killing: 21-23 91.30%

GOALTENDING

COYOTES

Goalie	GP	MIN	W-L-OT	SO	GA	SA	SV	GAA	SV%
ILYA BRYZGALOV	4	225	0-2-1	0	15	126	111	4.00	0.881
MIKAEL TELLQVIST	1	20	0-1-0	0	4	13	9	12.00	0.692

BLACKHAWKS

Goalie	GP	MIN	W-L-OT	SO	GA	SA	SV	GAA	SV%
CRISTOBAL HUET	2	120	2-0-0	1	1	43	42	0.50	0.977
NIKOLAI KHABIBULIN	2	125	2-0-0	0	3	68	65	1.44	0.956

THE LAST TIME VS THE BLACKHAWKS…

Last Home Win:	January 3, 2008 (4-2)
Last Home Loss:	January 6, 2009 (6-0)
Last Home Tie:	October 28, 2003 (2-2)
Last Road Win:	January 7, 2007 (4-2)
Last Road Loss:	December 7, 2008 (7-1)
Last Road Tie:	March 21, 2004 (2-2)

ALL TIME VS THE BLACKHAWKS…

	GP	W	L	T	OL	GF	GA	PTS
Home	58	30	21	5	2	184	182	67
Road	56	15	30	10	1	141	209	41
Overall	114	45	51	15	3	325	391	108

SEE RECORDS SECTION FOR "ALL TIME VS THE BLACKHAWKS" BREAKDOWN

COLORADO AVALANCHE

2008-09 SEASON SERIES – WON: 3 LOST: 0 OT: 1

AT PHOENIX					Attend	Goaltenders	W Goal
31 Dec '08	Coyotes	3	Avalanche	1	15,008	Tellqvist vs Budaj	Peter Mueller
28 Nov '08	Coyotes	2	Avalanche	1	14,031	Tellqvist vs Budaj	Kevin Porter

AT COLORADO					Attend	Goaltenders	W Goal
1 Apr '09	Coyotes	3	Avalanche	0	13,437	Montoya vs Raycroft	Mikkel Boedker
23 Dec '08*	Coyotes	4	Avalanche	5	14,625	Bryzgalov vs Raycroft	Brett Clark

* – Overtime Result ** – Shootout

Goals by Period	1st	2nd	3rd	OT	Total
COYOTES	3	3	6	0	12
AVALANCHE	2	1	3	1	7

Shots by Period	1st	2nd	3rd	OT	Total
COYOTES	37	41	29	0	107
AVALANCHE	37	60	39	2	138

INDIVIDUAL SCORING

COYOTES

Player	GP	G	A	P	+/-	PIM	PP	SH	GW	GT	EN	S	S%
SHANE DOAN	4	3	2	5	3	2	1	0	0	0	0	12	25.0
OLLI JOKINEN	2	2	2	4	2	0	0	0	0	0	0	4	50.0
PETER MUELLER	4	2	1	3	4	6	0	0	1	0	0	11	18.2
ENVER LISIN	4	0	3	3	1	0	0	0	0	0	0	6	0.0
MIKKEL BOEDKER	4	1	1	2	1	2	0	0	1	0	0	7	14.3
DAVID HALE	4	0	2	2	3	7	0	0	0	0	0	1	0.0
ED JOVANOVSKI	4	0	2	2	0	2	0	0	0	0	0	7	0.0
KEN KLEE	3	0	2	2	2	0	0	0	0	0	0	5	0.0
ZBYNEK MICHALEK	4	1	0	1	2	0	0	0	0	0	1	9	11.1
JOAKIM LINDSTROM	3	1	0	1	0	2	0	0	0	0	0	7	14.3
DEREK MORRIS	3	1	0	1	1	0	0	0	0	0	0	6	16.7
KEVIN PORTER	3	1	0	1	2	0	0	0	1	0	0	6	16.7
STEVEN REINPRECHT	3	0	1	1	2	0	0	0	0	0	0	3	0.0
DANIEL WINNIK	3	0	1	1	2	2	0	0	0	0	0	3	0.0
KEITH YANDLE	2	0	1	1	2	0	0	0	0	0	0	3	0.0
DANIEL CARCILLO	1	0	1	1	2	0	0	0	0	0	0	1	0.0
MATTHEW LOMBARDI	1	0	1	1	1	4	0	0	0	0	0	2	0.0
PETR PRUCHA	1	0	1	1	1	2	0	0	0	0	0	0	0.0
MARTIN HANZAL	4	0	0	0	1	2	0	0	0	0	0	1	0.0
KURT SAUER	4	0	0	0	2	4	0	0	0	0	0	1	0.0
TODD FEDORUK	3	0	0	0	0	0	0	0	0	0	0	3	0.0
VIKTOR TIKHONOV	3	0	0	0	-1	0	0	0	0	0	0	2	0.0
KYLE TURRIS	3	0	0	0	-2	2	0	0	0	0	0	1	0.0
NIGEL DAWES	1	0	0	0	0	0	0	0	0	0	0	3	0.0
SCOTTIE UPSHALL	1	0	0	0	0	0	0	0	0	0	0	3	0.0

Power Play:	1-17	5.90%
Penalty Killing:	14-16	87.50%

AVALANCHE

Player	GP	G	A	P	+/-	PIM	PP	SH	GW	GT	EN	S	S%
RYAN SMYTH	4	2	3	5	1	4	0	0	0	0	0	14	14.3
JOHN-MICHAEL LILES	3	1	2	3	-2	0	1	0	0	0	0	10	10.0
PAUL STASTNY	2	1	2	3	0	0	1	0	0	0	0	7	14.3
BRETT CLARK	3	1	1	2	-3	4	0	0	1	0	0	9	11.1
TYLER ARNASON	4	0	2	2	-1	2	0	0	0	0	0	8	0.0
MILAN HEJDUK	4	1	0	1	-1	0	0	0	0	0	0	13	7.7
T.J. HENSICK	4	1	0	1	-1	0	0	0	0	0	0	12	8.3
IAN LAPERRIERE	4	0	1	1	-2	5	0	0	0	0	0	4	0.0
CHRIS STEWART	3	0	1	1	-2	0	0	0	0	0	0	11	0.0
SCOTT HANNAN	4	0	0	0	-2	0	0	0	0	0	0	4	0.0
CODY MCLEOD	4	0	0	0	-4	8	0	0	0	0	0	4	0.0
BEN GUITE	3	0	0	0	0	2	0	0	0	0	0	2	0.0
DAVID JONES	3	0	0	0	0	0	0	0	0	0	0	4	0.0
JORDAN LEOPOLD	3	0	0	0	1	0	0	0	0	0	0	4	0.0
MAREK SVATOS	3	0	0	0	-3	4	0	0	0	0	0	8	0.0
DARCY TUCKER	3	0	0	0	-1	2	0	0	0	0	0	4	0.0
WOJTEK WOLSKI	3	0	0	0	-3	2	0	0	0	0	0	6	0.0
ADAM FOOTE	2	0	0	0	-1	0	0	0	0	0	0	1	0.0
RUSLAN SALEI	2	0	0	0	1	0	0	0	0	0	0	3	0.0
DANIEL TJARNQVIST	2	0	0	0	0	2	0	0	0	0	0	0	0.0
KYLE CUMISKEY	1	0	0	0	-1	0	0	0	0	0	0	1	0.0
T.J. GALIARDI	1	0	0	0	-2	2	0	0	0	0	0	1	0.0
RAYMOND MACIAS	1	0	0	0	-1	0	0	0	0	0	0	0	0.0
CODY MCCORMICK	1	0	0	0	-1	0	0	0	0	0	0	0	0.0
WES O'NEILL	1	0	0	0	-2	2	0	0	0	0	0	0	0.0
DEREK PELTIER	1	0	0	0	-2	0	0	0	0	0	0	3	0.0
JOE SAKIC	1	0	0	0	0	0	0	0	0	0	0	0	0.0
MICHAEL VERNACE	1	0	0	0	0	0	0	0	0	0	0	1	0.0
BRIAN WILLSIE	1	0	0	0	0	0	0	0	0	0	0	4	0.0

Power Play:	2-16	12.50%
Penalty Killing:	16-17	94.10%

GOALTENDING

COYOTES

Goalie	GP	MIN	W-L-OT	SO	GA	SA	SV	GAA	SV%
MIKAEL TELLQVIST	2	120	2-0-0	0	2	67	65	1.00	0.970
AL MONTOYA	1	60	1-0-0	1	0	23	23	0.00	1.000
ILYA BRYZGALOV	1	61	0-0-1	0	5	48	43	4.91	0.896

AVALANCHE

Goalie	GP	MIN	W-L-OT	SO	GA	SA	SV	GAA	SV%
ANDREW RAYCROFT	2	122	1-1-0	0	6	57	51	2.96	0.895
PETER BUDAJ	2	119	0-2-0	0	5	49	44	2.53	0.898

THE LAST TIME VS THE AVALANCHE…

Last Home Win:	December 31, 2008 (3-1)
Last Home Loss:	February 22, 2008 (3-2 SO)
Last Home Tie:	November 17, 2002 (4-4)
Last Road Win:	April 1, 2009 (3-0)
Last Road Loss:	December 23, 2008 (5-4 OT)
Last Road Tie:	March 10, 2002 (2-2)

ALL TIME VS THE AVALANCHE…

	GP	W	L	T	OL	GF	GA	PTS
Home	48	19	21	7	1	164	168	46
Road	49	19	22	5	3	165	173	46
Overall	97	38	43	12	4	329	341	92

SEE RECORDS SECTION FOR "ALL TIME VS THE AVALANCHE" BREAKDOWN

COLUMBUS BLUE JACKETS

2008-09 SEASON SERIES – WON: 4 LOST: 0 OT: 0

vs.

AT PHOENIX					Attend	Goaltenders	W Goal
20 Dec '08	Coyotes	2	Blue Jackets	0	16,125	Bryzgalov vs Mason	Steven Reinprecht
11 Oct '08	Coyotes	3	Blue Jackets	1	17,125	Bryzgalov vs Leclaire	Peter Mueller

AT COLUMBUS					Attend	Goaltenders	W Goal
26 Nov '08	Coyotes	3	Blue Jackets	2	14,569	Tellqvist vs Mason	Viktor Tikhonov
12 Nov '08	Coyotes	5	Blue Jackets	2	11,350	Bryzgalov vs Mason	Kevin Porter

* – Overtime Result ** – Shootout

Goals by Period	1st	2nd	3rd	OT	Total
COYOTES	3	5	5	0	13
BLUE JACKETS	1	1	3	0	5

Shots by Period	1st	2nd	3rd	OT	Total
COYOTES	35	42	32	0	109
BLUE JACKETS	45	46	44	0	135

INDIVIDUAL SCORING

COYOTES

Player	GP	G	A	P	+/-	PIM	PP	SH	GW	GT	EN	S	S%
SHANE DOAN	4	2	3	5	6	0	0	0	0	0	0	10	20.0
STEVEN REINPRECHT	4	2	2	4	4	0	0	0	1	0	0	8	25.0
MARTIN HANZAL	4	1	3	4	1	4	0	1	0	0	1	7	14.3
KEITH YANDLE	4	1	2	3	3	8	0	0	0	0	0	8	12.5
ED JOVANOVSKI	4	0	3	3	3	4	0	0	0	0	0	9	0.0
KYLE TURRIS	4	0	3	3	3	0	0	0	0	0	0	3	0.0
OLLI JOKINEN	4	1	1	2	0	6	1	0	0	0	0	6	16.7
PETER MUELLER	4	1	1	2	2	2	1	0	1	0	0	5	20.0
KEVIN PORTER	3	1	1	2	1	0	0	0	1	0	0	4	25.0
DAVID HALE	2	1	1	2	1	0	0	0	0	0	0	1	100.0
KEN KLEE	3	0	2	2	3	0	0	0	0	0	0	3	0.0
MIKKEL BOEDKER	4	1	0	1	2	0	0	0	0	0	0	9	11.1
VIKTOR TIKHONOV	4	1	0	1	2	0	0	0	1	0	0	7	14.3
DANIEL CARCILLO	3	1	0	1	0	12	1	0	0	0	0	5	20.0
KURT SAUER	4	0	1	1	0	4	0	0	0	0	0	2	0.0
DEREK MORRIS	3	0	1	1	1	4	0	0	0	0	0	2	0.0
TODD FEDORUK	4	0	0	0	0	11	0	0	0	0	0	3	0.0
ZBYNEK MICHALEK	4	0	0	0	2	0	0	0	0	0	0	3	0.0
ENVER LISIN	2	0	0	0	-1	0	0	0	0	0	0	4	0.0
DANIEL WINNIK	2	0	0	0	0	17	0	0	0	0	0	3	0.0
JOAKIM LINDSTROM	1	0	0	0	1	0	0	0	0	0	0	2	0.0
GARTH MURRAY	1	0	0	0	0	0	0	0	0	0	0	5	0.0

Power Play:	3-21	14.30%
Penalty Killing:	16-18	88.90%

BLUE JACKETS

Player	GP	G	A	P	+/-	PIM	PP	SH	GW	GT	EN	S	S%
DERICK BRASSARD	3	2	1	3	-1	2	1	0	0	0	0	9	22.2
JASON CHIMERA	3	1	2	3	-1	2	0	0	0	0	0	8	12.5
FEDOR TYUTIN	4	0	2	2	-1	6	0	0	0	0	0	7	0.0
KRISTIAN HUSELIUS	4	1	0	1	-3	6	0	0	0	0	0	16	6.2
RICK NASH	4	1	0	1	-3	2	1	0	0	0	0	11	9.1
CHRISTIAN BACKMAN	4	0	1	1	-1	4	0	0	0	0	0	6	0.0
R.J. UMBERGER	4	0	1	1	0	0	0	0	0	0	0	12	0.0
JAKUB VORACEK	4	0	1	1	1	4	0	0	0	0	0	6	0.0
JARED BOLL	4	0	0	0	-3	12	0	0	0	0	0	4	0.0
MIKE COMMODORE	4	0	0	0	-5	6	0	0	0	0	0	4	0.0
JAN HEJDA	4	0	0	0	-4	2	0	0	0	0	0	6	0.0
FREDRIK MODIN	4	0	0	0	-2	4	0	0	0	0	0	12	0.0
DEREK DORSETT	3	0	0	0	-1	14	0	0	0	0	0	2	0.0
MANNY MALHOTRA	3	0	0	0	-1	2	0	0	0	0	0	5	0.0
MICHAEL PECA	3	0	0	0	-4	0	0	0	0	0	0	4	0.0
ROSTISLAV KLESLA	2	0	0	0	0	0	0	0	0	0	0	1	0.0
MARC METHOT	2	0	0	0	1	0	0	0	0	0	0	4	0.0
ANDREW MURRAY	2	0	0	0	-1	0	0	0	0	0	0	3	0.0
JIRI NOVOTNY	2	0	0	0	0	0	0	0	0	0	0	5	0.0
ALEXANDRE PICARD	2	0	0	0	-1	0	0	0	0	0	0	2	0.0
KRIS RUSSELL	2	0	0	0	-2	0	0	0	0	0	0	2	0.0
OLE-KRISTIAN TOLLEFSEN	2	0	0	0	-2	2	0	0	0	0	0	1	0.0
RAFFI TORRES	2	0	0	0	-2	0	0	0	0	0	0	4	0.0
MICHAEL YORK	1	0	0	0	0	0	0	0	0	0	0	1	0.0

Power Play:	2-18	11.10%
Penalty Killing:	18-21	85.70%

GOALTENDING

COYOTES

Goalie	GP	MIN	W-L-OT	SO	GA	SA	SV	GAA	SV%
ILYA BRYZGALOV	3	180	3-0-0	1	3	95	92	1.00	0.968
MIKAEL TELLQVIST	1	60	1-0-0	0	2	40	38	2.01	0.950

BLUE JACKETS

Goalie	GP	MIN	W-L-OT	SO	GA	SA	SV	GAA	SV%
PASCAL LECLAIRE	1	57	0-1-0	0	3	30	27	3.14	0.900
STEVE MASON	3	176	0-3-0	0	9	78	69	3.07	0.885

THE LAST TIME VS THE BLUE JACKETS…

Last Home Win:	December 20, 2008 (2-0)
Last Home Loss:	February 7, 2008 (2-1)
Last Home Tie:	February 2, 2004 (3-3)
Last Road Win:	November 26, 2008 (3-2)
Last Road Loss:	October 10, 2007 (3-0)
Last Road Tie:	November 16, 2003 (2-2)

ALL TIME VS THE BLUE JACKETS…

	GP	W	L	T	OL	GF	GA	PTS
Home	16	9	4	3	0	48	36	21
Road	16	8	7	1	0	39	40	15
Overall	32	17	11	4	0	87	76	36

SEE RECORDS SECTION FOR "ALL TIME VS THE BLUE JACKETS" BREAKDOWN

DALLAS STARS

VS.

2008-09 SEASON SERIES – WON: 4 LOST: 1 OT: 1

AT PHOENIX					Attend	Goaltenders	W Goal
30 Mar '09*	Coyotes	6	Stars	5	13,831	Bryzgalov vs Stephan	Petr Prucha
10 Jan '09**	Coyotes	1	Stars	0	14,557	Bryzgalov vs Turco	Kyle Turris
15 Nov '08	Coyotes	2	Stars	3	15,508	Bryzgalov vs Turco	Loui Eriksson
AT DALLAS					**Attend**	**Goaltenders**	**W Goal**
11 Feb '09	Coyotes	1	Stars	0	16,440	Bryzgalov vs Turco	Enver Lisin
16 Dec '08*	Coyotes	1	Stars	2	15,387	Bryzgalov vs Turco	Loui Eriksson
10 Dec '08	Coyotes	5	Stars	3	16,374	Bryzgalov vs Turco	Martin Hanzal

* – Overtime Result ** – Shootout

Goals by Period	1st	2nd	3rd	OT	Total
COYOTES	4	6	4	1	15
STARS	5	5	2	1	13

Shots by Period	1st	2nd	3rd	OT	Total
COYOTES	46	67	58	3	174
STARS	53	59	54	9	175

INDIVIDUAL SCORING

COYOTES

Player	GP	G	A	P	+/-	PIM	PP	SH	GW	GT	EN	S	S%
ENVER LISIN	4	3	1	4	2	4	0	0	1	0	0	14	21.4
MARTIN HANZAL	5	2	2	4	3	2	0	0	1	0	0	9	22.2
SHANE DOAN	6	1	3	4	0	2	0	0	0	0	0	12	8.3
STEVEN REINPRECHT	6	2	1	3	1	8	0	0	0	0	1	5	40.0
PETR PRUCHA	1	1	2	3	0	0	1	0	1	0	0	2	50.0
ED JOVANOVSKI	6	0	3	3	2	2	0	0	0	0	0	16	0.0
VIKTOR TIKHONOV	4	0	3	3	3	4	0	0	0	0	0	4	0.0
OLLI JOKINEN	5	2	0	2	-2	6	2	0	0	0	0	18	11.1
SCOTTIE UPSHALL	1	2	0	2	-1	0	1	0	0	0	0	5	40.0
KEN KLEE	6	0	2	2	5	0	0	0	0	0	0	4	0.0
ZBYNEK MICHALEK	6	0	2	2	-2	2	0	0	0	0	0	6	0.0
PETER MUELLER	4	0	2	2	-2	0	0	0	0	0	0	10	0.0
MATTHEW LOMBARDI	1	0	2	2	0	0	0	0	0	0	0	4	0.0
TODD FEDORUK	5	1	0	1	2	4	0	0	0	0	0	2	50.0
KEVIN PORTER	2	1	0	1	1	0	0	0	0	0	0	4	25.0
MIKKEL BOEDKER	6	0	1	1	-1	2	0	0	0	0	0	7	0.0
DEREK MORRIS	5	0	1	1	-2	2	0	0	0	0	0	7	0.0
KEITH YANDLE	5	0	1	1	2	4	0	0	0	0	0	8	0.0
DANIEL WINNIK	2	0	1	1	-1	0	0	0	0	0	0	1	0.0
DANIEL CARCILLO	5	0	0	0	-3	14	0	0	0	0	0	10	0.0
JOAKIM LINDSTROM	5	0	0	0	1	2	0	0	0	0	0	9	0.0
KURT SAUER	5	0	0	0	-3	0	0	0	0	0	0	0	0.0
KYLE TURRIS	4	0	0	0	0	4	0	0	0	0	0	5	0.0
DAVID HALE	2	0	0	0	0	0	0	0	0	0	0	0	0.0
GARTH MURRAY	2	0	0	0	0	0	0	0	0	0	0	0	0.0
STEVEN GOERTZEN	1	0	0	0	0	0	0	0	0	0	0	1	0.0
JEFF HOGGAN	1	0	0	0	0	0	0	0	0	0	0	3	0.0
DMITRI KALININ	1	0	0	0	0	0	0	0	0	0	0	2	0.0
JOEL PERRAULT	1	0	0	0	1	0	0	0	0	0	0	4	0.0
BRANDON PRUST	1	0	0	0	0	5	0	0	0	0	0	2	0.0

Power Play: 4-23 17.40%
Penalty Killing: 18-21 85.70%

STARS

Player	GP	G	A	P	+/-	PIM	PP	SH	GW	GT	EN	S	S%
MIKE RIBEIRO	6	0	7	7	2	4	0	0	0	0	0	7	0.0
LOUI ERIKSSON	6	5	0	5	2	2	1	0	2	0	0	20	25.0
CHRIS CONNER	3	1	4	5	3	0	0	0	0	0	0	5	20.0
MATT NISKANEN	6	0	3	3	0	2	0	0	0	0	0	8	0.0
DARRYL SYDOR	5	1	1	2	1	2	0	0	0	0	0	4	25.0
BRENDAN MORRISON	1	1	1	2	1	0	0	0	0	0	0	2	50.0
TOBY PETERSEN	5	0	2	2	3	2	0	0	0	0	0	7	0.0
STEPHANE ROBIDAS	4	0	2	2	1	4	0	0	0	0	0	12	0.0
GARRETT STAFFORD	1	0	2	2	0	0	0	0	0	0	0	1	0.0
FABIAN BRUNNSTROM	5	1	0	1	-3	2	0	0	0	0	0	5	20.0
TREVOR DALEY	5	1	0	1	-1	8	0	0	0	0	0	9	11.1
ANDREW HUTCHINSON	5	1	0	1	0	6	0	0	0	0	0	6	16.7
JAMES NEAL	5	1	0	1	-4	0	1	0	0	0	0	11	9.1
MARK PARRISH	4	1	0	1	0	2	1	0	0	0	0	4	25.0
MIKE MODANO	6	0	1	1	-4	4	0	0	0	0	0	17	0.0
BRAD RICHARDS	5	0	1	1	-3	2	0	0	0	0	0	18	0.0
STEVE OTT	4	0	1	1	1	7	0	0	0	0	0	8	0.0
SERGEI ZUBOV	1	0	1	1	-1	0	0	0	0	0	0	2	0.0
NICKLAS GROSSMAN	6	0	0	0	-2	0	0	0	0	0	0	3	0.0
KRYSTOFER BARCH	5	0	0	0	0	5	0	0	0	0	0	0	0.0
JERE LEHTINEN	4	0	0	0	-2	0	0	0	0	0	0	9	0.0
JOEL LUNDQVIST	3	0	0	0	-2	2	0	0	0	0	0	2	0.0
TOM WANDELL	3	0	0	0	-1	0	0	0	0	0	0	3	0.0
DOUG JANIK	2	0	0	0	1	2	0	0	0	0	0	0	0.0
BRIAN SUTHERBY	2	0	0	0	0	4	0	0	0	0	0	1	0.0
LANDON WILSON	2	0	0	0	1	0	0	0	0	0	0	6	0.0
SEAN AVERY	1	0	0	0	0	4	0	0	0	0	0	1	0.0
STEVE BEGIN	1	0	0	0	2	7	0	0	0	0	0	2	0.0
DAN JANCEVSKI	1	0	0	0	0	0	0	0	0	0	0	1	0.0
BRENDEN MORROW	1	0	0	0	-1	0	0	0	0	0	0	1	0.0

Power Play: 3-21 14.30%
Penalty Killing: 19-23 82.60%

GOALTENDING

COYOTES

Goalie	GP	MIN	W-L-OT	SO	GA	SA	SV	GAA	SV%
ILYA BRYZGALOV	6	369	4-1-1	2	13	175	162	2.12	0.926

STARS

Goalie	GP	MIN	W-L-OT	SO	GA	SA	SV	GAA	SV%
MARTY TURCO	5	307	2-2-1	1	8	140	132	1.56	0.943
TOBIAS STEPHAN	1	61	0-0-1	0	6	33	27	5.93	0.818

THE LAST TIME VS THE STARS…

Last Home Win:	March 30, 2009 (6-5 OT)
Last Home Loss:	November 15, 2008 (3-2)
Last Home Tie:	November 20, 2002 (2-2)
Last Road Win:	February 11, 2009 (1-0)
Last Road Loss:	December 16, 2008 (2-1 OT)
Last Road Tie:	November 14, 2003 (3-3)

ALL TIME VS THE STARS…

	GP	W	L	T	OL	GF	GA	PTS
Home	68	28	34	4	3	212	231	63
Road	69	27	32	9	2	204	235	65
Overall	137	55	66	13	5	416	466	128

SEE RECORDS SECTION FOR "ALL TIME VS THE STARS" BREAKDOWN

DETROIT RED WINGS

2008-09 SEASON SERIES – WON: 1 LOST: 1 OT: 2

AT PHOENIX					Attend	Goaltenders	W Goal
20 Jan '09	Coyotes	6	Red Wings	3	16,368	Bryzgalov vs Conklin	Ed Jovanovski
13 Dec '08**	Coyotes	4	Red Wings	5	16,339	Bryzgalov vs Osgood	Jiri Hudler

AT DETROIT					Attend	Goaltenders	W Goal
10 Mar '09*	Coyotes	2	Red Wings	3	20,066	Bryzgalov vs Conklin	Johan Franzen
4 Feb '09	Coyotes	4	Red Wings	5	19,821	Bryzgalov vs Osgood	Nicklas Lidstrom

* – Overtime Result ** – Shootout

Goals by Period	1st	2nd	3rd	OT	Total
COYOTES	4	4	8	0	16
RED WINGS	4	6	4	1	15

Shots by Period	1st	2nd	3rd	OT	Total
COYOTES	37	30	38	2	107
RED WINGS	41	62	43	5	151

INDIVIDUAL SCORING

COYOTES

Player	GP	G	A	P	+/-	PIM	PP	SH	GW	GT	EN	S	S%
ED JOVANOVSKI	4	2	4	6	4	16	2	0	1	0	0	10	20.0
SHANE DOAN	4	2	3	5	0	0	2	0	0	0	0	17	11.8
JOAKIM LINDSTROM	4	2	3	5	1	4	1	0	0	0	0	6	33.3
MIKKEL BOEDKER	4	1	3	4	2	0	1	0	0	0	0	4	25.0
MARTIN HANZAL	4	1	2	3	2	2	0	0	0	0	0	7	14.3
KEITH YANDLE	4	1	2	3	2	0	1	0	0	0	0	5	20.0
STEVEN REINPRECHT	3	1	2	3	0	0	0	0	0	0	0	2	50.0
ENVER LISIN	3	2	0	2	1	0	0	0	0	0	1	9	22.2
TODD FEDORUK	4	1	1	2	0	6	0	0	0	0	0	5	20.0
DEREK MORRIS	2	1	1	2	4	0	0	0	0	0	0	3	33.3
PETER MUELLER	3	0	2	2	1	2	0	0	0	0	0	2	0.0
OLLI JOKINEN	3	1	0	1	2	0	0	0	0	0	0	6	16.7
JOEL PERRAULT	1	1	0	1	1	2	0	0	0	0	0	3	33.3
KEN KLEE	4	0	1	1	-2	4	0	0	0	0	0	1	0.0
DANIEL CARCILLO	2	0	1	1	1	2	0	0	0	0	0	3	0.0
DAVID HALE	2	0	1	1	-1	2	0	0	0	0	0	2	0.0
BRANDON PRUST	1	0	1	1	1	0	0	0	0	0	0	2	0.0
ZBYNEK MICHALEK	4	0	0	0	-3	4	0	0	0	0	0	2	0.0
KYLE TURRIS	3	0	0	0	-2	0	0	0	0	0	0	5	0.0
KURT SAUER	2	0	0	0	-1	0	0	0	0	0	0	2	0.0
NIGEL DAWES	1	0	0	0	0	0	0	0	0	0	0	2	0.0
STEVEN GOERTZEN	1	0	0	0	0	0	0	0	0	0	0	0	0.0
JEFF HOGGAN	1	0	0	0	0	0	0	0	0	0	0	0	0.0
DMITRI KALININ	1	0	0	0	1	0	0	0	0	0	0	0	0.0
MATTHEW LOMBARDI	1	0	0	0	-1	0	0	0	0	0	0	2	0.0
KEVIN PORTER	1	0	0	0	-1	0	0	0	0	0	0	1	0.0
PETR PRUCHA	1	0	0	0	0	0	0	0	0	0	0	0	0.0
DAVID SCHLEMKO	1	0	0	0	1	0	0	0	0	0	0	1	0.0
VIKTOR TIKHONOV	1	0	0	0	-1	0	0	0	0	0	0	0	0.0
SCOTTIE UPSHALL	1	0	0	0	0	0	0	0	0	0	0	3	0.0
DANIEL WINNIK	1	0	0	0	-1	0	0	0	0	0	0	2	0.0

Power Play:	7-18	38.90%
Penalty Killing:	7-15	46.70%

RED WINGS

Player	GP	G	A	P	+/-	PIM	PP	SH	GW	GT	EN	S	S%
PAVEL DATSYUK	4	0	7	7	2	2	0	0	0	0	0	8	0.0
JOHAN FRANZEN	3	3	2	5	4	0	1	1	1	0	0	13	23.1
HENRIK ZETTERBERG	4	2	2	4	-3	0	0	0	0	0	0	16	12.5
MARIAN HOSSA	3	2	2	4	-1	2	0	0	0	0	0	16	12.5
VALTTERI FILPPULA	4	1	3	4	1	4	0	0	0	0	0	6	16.7
BRIAN RAFALSKI	4	1	3	4	2	0	1	0	0	0	0	8	12.5
NICKLAS LIDSTROM	4	3	0	3	-1	2	3	0	1	0	0	10	30.0
NIKLAS KRONWALL	4	0	3	3	-3	6	0	0	0	0	0	7	0.0
MIKAEL SAMUELSSON	4	2	0	2	-1	2	2	0	0	0	0	16	12.5
TOMAS HOLMSTROM	3	1	1	2	0	6	1	0	0	0	0	6	16.7
DANIEL CLEARY	4	0	2	2	-3	6	0	0	0	0	0	5	0.0
JIRI HUDLER	4	0	2	2	0	0	0	0	0	0	0	7	0.0
BRAD STUART	3	0	1	1	2	0	0	0	0	0	0	9	0.0
CHRIS CHELIOS	4	0	0	0	-2	2	0	0	0	0	0	5	0.0
KRIS DRAPER	4	0	0	0	-2	2	0	0	0	0	0	5	0.0
TOMAS KOPECKY	4	0	0	0	-2	2	0	0	0	0	0	4	0.0
KIRK MALTBY	4	0	0	0	-2	0	0	0	0	0	0	1	0.0
ANDREAS LILJA	3	0	0	0	-2	0	0	0	0	0	0	6	0.0
DEREK MEECH	2	0	0	0	-2	0	0	0	0	0	0	2	0.0
JONATHAN ERICSSON	1	0	0	0	1	0	0	0	0	0	0	1	0.0
DARREN HELM	1	0	0	0	-1	2	0	0	0	0	0	0	0.0
BRETT LEBDA	1	0	0	0	0	0	0	0	0	0	0	0	0.0

Power Play:	8-15	53.30%
Penalty Killing:	11-18	61.10%

GOALTENDING

COYOTES

Goalie	GP	MIN	W-L-OT	SO	GA	SA	SV	GAA	SV%
ILYA BRYZGALOV	4	248	1-1-2	0	15	151	136	3.62	0.901

RED WINGS

Goalie	GP	MIN	W-L-OT	SO	GA	SA	SV	GAA	SV%
CHRIS OSGOOD	2	124	2-0-0	0	8	55	47	3.87	0.855
TY CONKLIN	2	123	1-1-0	0	7	51	44	3.41	0.863

THE LAST TIME VS THE RED WINGS…

Last Home Win:	January 20, 2009 (6-3)
Last Home Loss:	December 13, 2008 (5-4 SO)
Last Home Tie:	March 18, 2004 (1-1)
Last Road Win:	March 7, 2006 (5-2)
Last Road Loss:	March 10, 2009 (3-2 OT)
Last Road Tie:	January 16, 2004 (3-3)

ALL TIME VS THE RED WINGS…

	GP	W	L	T	OL	GF	GA	PTS
Home	57	18	24	14	1	168	188	51
Road	59	20	30	8	1	193	230	49
Overall	116	38	54	22	2	361	418	100

SEE RECORDS SECTION FOR "ALL TIME VS THE RED WINGS" BREAKDOWN

EDMONTON OILERS

vs.

2008-09 SEASON SERIES – WON: 1 LOST: 3 OT: 0

AT PHOENIX					Attend	Goaltenders	W Goal
26 Mar '09	Coyotes	3	Oilers	2	14,337	Bryzgalov vs Roloson	Martin Hanzal
16 Feb '09	Coyotes	1	Oilers	3	14,547	Tellqvist vs Roloson	Sheldon Souray

AT EDMONTON					Attend	Goaltenders	W Goal
18 Jan '09	Coyotes	3	Oilers	6	16,839	Bryzgalov vs Roloson	Dustin Penner
22 Dec '08	Coyotes	2	Oilers	4	16,839	Tellqvist vs Roloson	Sheldon Souray

* – Overtime Result ** – Shootout

Goals by Period	1st	2nd	3rd	OT	Total
COYOTES	2	7	0	0	9
OILERS	5	2	8	0	15

Shots by Period	1st	2nd	3rd	OT	Total
COYOTES	39	39	31	0	109
OILERS	40	27	46	0	113

INDIVIDUAL SCORING

COYOTES

Player	GP	G	A	P	+/-	PIM	PP	SH	GW	GT	EN	S	S%
ED JOVANOVSKI	4	1	2	3	-1	6	1	0	0	0	0	5	20.0
SHANE DOAN	4	0	3	3	0	2	0	0	0	0	0	11	0.0
MARTIN HANZAL	4	2	0	2	-2	0	0	0	1	0	0	4	50.0
MATTHEW LOMBARDI	1	1	1	2	1	2	0	0	0	0	0	1	100.0
OLLI JOKINEN	3	0	2	2	-2	2	0	0	0	0	0	13	0.0
KYLE TURRIS	3	0	2	2	0	0	0	0	0	0	0	6	0.0
STEVEN GOERTZEN	2	0	2	2	1	7	0	0	0	0	0	4	0.0
KEN KLEE	4	1	0	1	1	0	0	0	0	0	0	2	50.0
KEITH YANDLE	4	1	0	1	0	2	0	0	0	0	0	9	11.1
ENVER LISIN	3	1	0	1	-3	6	1	0	0	0	0	6	16.7
PETER MUELLER	3	1	0	1	-1	0	0	0	0	0	0	5	20.0
DANIEL CARCILLO	2	1	0	1	0	24	0	0	0	0	0	1	100.0
JOAKIM LINDSTROM	3	0	1	1	-2	2	0	0	0	0	0	1	0.0
KURT SAUER	3	0	1	1	-1	2	0	0	0	0	0	0	0.0
NIGEL DAWES	1	0	1	1	0	0	0	0	0	0	0	0	0.0
PETR PRUCHA	1	0	1	1	1	0	0	0	0	0	0	3	0.0
MIKKEL BOEDKER	4	0	0	0	-2	0	0	0	0	0	0	5	0.0
ZBYNEK MICHALEK	4	0	0	0	0	0	0	0	0	0	0	4	0.0
TODD FEDORUK	3	0	0	0	0	5	0	0	0	0	0	3	0.0
DEREK MORRIS	3	0	0	0	-5	0	0	0	0	0	0	8	0.0
STEVEN REINPRECHT	3	0	0	0	-2	2	0	0	0	0	0	3	0.0
VIKTOR TIKHONOV	3	0	0	0	-1	4	0	0	0	0	0	3	0.0
DANIEL WINNIK	3	0	0	0	2	4	0	0	0	0	0	4	0.0
DAVID HALE	1	0	0	0	-1	0	0	0	0	0	0	1	0.0
DMITRI KALININ	1	0	0	0	1	0	0	0	0	0	0	1	0.0
BRANDON PRUST	1	0	0	0	0	0	0	0	0	0	0	1	0.0
SCOTTIE UPSHALL	1	0	0	0	0	2	0	0	0	0	0	5	0.0

Power Play:	2-15	13.30%
Penalty Killing:	16-21	76.20%

OILERS

Player	GP	G	A	P	+/-	PIM	PP	SH	GW	GT	EN	S	S%
ALES HEMSKY	4	4	4	8	2	2	1	0	0	0	0	11	36.4
ANDREW COGLIANO	4	1	4	5	0	0	1	0	0	0	0	4	25.0
ETHAN MOREAU	4	3	1	4	2	6	0	0	0	0	1	13	23.1
SHAWN HORCOFF	4	1	3	4	3	0	0	0	0	0	1	7	14.3
TOM GILBERT	4	0	4	4	2	2	0	0	0	0	0	2	0.0
DUSTIN PENNER	4	1	2	3	1	4	0	0	1	0	0	10	10.0
STEVE STAIOS	4	0	3	3	4	2	0	0	0	0	0	5	0.0
LUBOMIR VISNOVSKY	2	0	3	3	0	2	0	0	0	0	0	4	0.0
SHELDON SOURAY	4	2	0	2	2	2	2	0	2	0	0	10	20.0
MARC-ANTOINE POULIOT	3	1	1	2	3	0	0	0	0	0	0	7	14.3
KYLE BRODZIAK	4	0	2	2	1	2	0	0	0	0	0	4	0.0
ZACHERY STORTINI	2	1	0	1	1	5	0	0	0	0	0	1	100.0
ALES KOTALIK	1	1	0	1	1	0	1	0	0	0	0	7	14.3
LADISLAV SMID	4	0	1	1	0	5	0	0	0	0	0	2	0.0
JASON STRUDWICK	4	0	1	1	-1	5	0	0	0	0	0	3	0.0
SAM GAGNER	4	0	0	0	0	8	0	0	0	0	0	2	0.0
LIAM REDDOX	4	0	0	0	-2	0	0	0	0	0	0	2	0.0
ERIK COLE	3	0	0	0	-1	0	0	0	0	0	0	12	0.0
DENIS GREBESHKOV	3	0	0	0	1	0	0	0	0	0	0	2	0.0
ROBERT NILSSON	2	0	0	0	0	2	0	0	0	0	0	1	0.0
GILBERT BRULE	1	0	0	0	-1	0	0	0	0	0	0	1	0.0
PATRICK O'SULLIVAN	1	0	0	0	-1	4	0	0	0	0	0	2	0.0
THEO PECKHAM	1	0	0	0	0	5	0	0	0	0	0	0	0.0
FERNANDO PISANI	1	0	0	0	-2	0	0	0	0	0	0	1	0.0

Power Play:	5-21	23.80%
Penalty Killing:	13-15	86.70%

GOALTENDING

COYOTES

Goalie	GP	MIN	W-L-OT	SO	GA	SA	SV	GAA	SV%
ILYA BRYZGALOV	2	119	1-1-0	0	7	56	49	3.54	0.875
MIKAEL TELLQVIST	2	118	0-2-0	0	6	55	49	3.05	0.891

OILERS

Goalie	GP	MIN	W-L-OT	SO	GA	SA	SV	GAA	SV%
DWAYNE ROLOSON	4	238	3/1/00	0	9	109	100	2.27	0.917

THE LAST TIME VS THE OILERS…

Last Home Win:	March 26, 2009 (3-2)
Last Home Loss:	February 16, 2009 (3-1)
Last Home Tie:	December 12, 2003 (3-3)
Last Road Win:	February 27, 2007 (3-0)
Last Road Loss:	January 18, 2009 (6-3)
Last Road Tie:	January 26, 2001 (1-1)

ALL TIME VS THE OILERS…

	GP	W	L	T	OL	GF	GA	PTS
Home	79	32	40	5	2	307	339	71
Road	80	22	50	6	2	255	351	52
Overall	159	54	90	11	4	562	690	123

SEE RECORDS SECTION FOR "ALL TIME VS THE OILERS" BREAKDOWN

FLORIDA PANTHERS

2008-09 SEASON SERIES – WON: 1 LOST: 0 OT: 0

AT PHOENIX					Attend	Goaltenders	W Goal
8 Nov '08	Coyotes	4	Panthers	1	14,807	Bryzgalov vs Vokoun	Mikkel Boedker

AT FLORIDA	Attend	Goaltenders	W Goal
No Games			

* – Overtime Result ** – Shootout

Goals by Period	1st	2nd	3rd	OT	Total
COYOTES	0	2	2	0	4
PANTHERS	1	0	0	0	1

Shots by Period	1st	2nd	3rd	OT	Total
COYOTES	14	13	12	0	39
PANTHERS	8	14	5	0	27

INDIVIDUAL SCORING

COYOTES

Player	GP	G	A	P	+/-	PIM	PP	SH	GW	GT	EN	S	S%
MIKKEL BOEDKER	1	2	0	2	1	0	0	0	1	0	0	3	66.7
OLLI JOKINEN	1	1	1	2	2	0	0	0	0	0	0	6	16.7
KEITH YANDLE	1	0	2	2	2	0	0	0	0	0	0	4	0.0
PETER MUELLER	1	1	0	1	2	0	0	0	0	0	0	2	50.0
MARTIN HANZAL	1	0	1	1	2	0	0	0	0	0	0	6	0.0
DANIEL WINNIK	1	0	1	1	2	0	0	0	0	0	0	0	0.0
DANIEL CARCILLO	1	0	0	0	2	0	0	0	0	0	0	1	0.0
SHANE DOAN	1	0	0	0	0	0	0	0	0	0	0	7	0.0
TODD FEDORUK	1	0	0	0	0	0	0	0	0	0	0	0	0.0
ED JOVANOVSKI	1	0	0	0	0	0	0	0	0	0	0	5	0.0
KEN KLEE	1	0	0	0	2	0	0	0	0	0	0	0	0.0
ZBYNEK MICHALEK	1	0	0	0	2	0	0	0	0	0	0	0	0.0
DEREK MORRIS	1	0	0	0	-1	0	0	0	0	0	0	1	0.0
GARTH MURRAY	1	0	0	0	0	0	0	0	0	0	0	1	0.0
STEVEN REINPRECHT	1	0	0	0	-1	0	0	0	0	0	0	1	0.0
KURT SAUER	1	0	0	0	1	0	0	0	0	0	0	0	0.0
VIKTOR TIKHONOV	1	0	0	0	0	0	0	0	0	0	0	0	0.0
KYLE TURRIS	1	0	0	0	-1	0	0	0	0	0	0	2	0.0

Power Play: 0-7 0.00%
Penalty Killing: 1-1 100.00%

PANTHERS

Player	GP	G	A	P	+/-	PIM	PP	SH	GW	GT	EN	S	S%
RICHARD ZEDNIK	1	1	0	1	-1	0	0	0	0	0	0	3	33.3
NICK BOYNTON	1	0	1	1	-1	2	0	0	0	0	0	1	0.0
VILLE PELTONEN	1	0	1	1	1	0	0	0	0	0	0	0	0.0
KEITH BALLARD	1	0	0	0	0	0	0	0	0	0	0	1	0.0
WADE BELAK	1	0	0	0	0	0	0	0	0	0	0	0	0.0
DAVID BOOTH	1	0	0	0	-2	0	0	0	0	0	0	5	0.0
JAY BOUWMEESTER	1	0	0	0	0	0	0	0	0	0	0	1	0.0
GREGORY CAMPBELL	1	0	0	0	0	2	0	0	0	0	0	1	0.0
JASSEN CULLIMORE	1	0	0	0	-3	2	0	0	0	0	0	2	0.0
RADEK DVORAK	1	0	0	0	0	0	0	0	0	0	0	0	0.0
MICHAEL FROLIK	1	0	0	0	0	0	0	0	0	0	0	0	0.0
NATHAN HORTON	1	0	0	0	-1	4	0	0	0	0	0	5	0.0
BRYAN MCCABE	1	0	0	0	-2	4	0	0	0	0	0	3	0.0
BRETT MCLEAN	1	0	0	0	-1	0	0	0	0	0	0	1	0.0
ROSTISLAV OLESZ	1	0	0	0	-1	0	0	0	0	0	0	1	0.0
KARLIS SKRASTINS	1	0	0	0	0	0	0	0	0	0	0	3	0.0
ANTHONY STEWART	1	0	0	0	-1	0	0	0	0	0	0	0	0.0
STEPHEN WEISS	1	0	0	0	-3	0	0	0	0	0	0	0	0.0

Power Play: 0-1 0.00%
Penalty Killing: 7-7 100.00%

GOALTENDING

COYOTES

Goalie	GP	MIN	W-L-OT	SO	GA	SA	SV	GAA	SV%
ILYA BRYZGALOV	1	60	1-0-0	0	1	27	26	1.00	0.963

PANTHERS

Goalie	GP	MIN	W-L-OT	SO	GA	SA	SV	GAA	SV%
TOMAS VOKOUN	1	58	0-1-0	0	4	39	35	4.13	0.897

THE LAST TIME VS THE PANTHERS…

Last Home Win:	November 8, 2008 (4-1)
Last Home Loss:	February 4, 2004 (5-4 OL)
Last Home Tie:	November 22, 2002 (3-3)
Last Road Win:	October 15, 2003 (2-1)
Last Road Loss:	February 10, 2007 (5-2)
Last Road Tie:	None

ALL TIME VS THE PANTHERS…

	GP	W	L	T	OL	GF	GA	PTS
Home	12	5	3	3	1	35	35	14
Road	9	5	4	0	0	23	28	10
Overall	21	10	7	3	1	58	63	24

SEE RECORDS SECTION FOR "ALL TIME VS THE PANTHERS" BREAKDOWN

LOS ANGELES KINGS

2008-09 SEASON SERIES – WON: 4 LOST: 2 OT: 0

AT PHOENIX					Attend	Goaltenders	W Goal
2 Apr '09	Coyotes	2	Kings	1	13,177	Montoya vs Quick	Scottie Upshall
27 Dec '08	Coyotes	0	Kings	4	16,199	Bryzgalov vs Quick	Raitis Ivanans
2 Dec '08	Coyotes	4	Kings	2	11,473	Tellqvist vs Ersberg	Enver Lisin

AT LOS ANGELES					Attend	Goaltenders	W Goal
4 Apr '09	Coyotes	1	Kings	6	18,118	Montoya vs Quick	Brian Boyle
21 Feb '09	Coyotes	6	Kings	3	17,177	Bryzgalov vs Quick	Olli Jokinen
26 Dec '08	Coyotes	2	Kings	1	18,118	Bryzgalov vs Quick	Shane Doan

* – Overtime Result ** – Shootout

Goals by Period	1st	2nd	3rd	OT	Total
COYOTES	3	5	7	0	15
KINGS	8	4	5	0	17

Shots by Period	1st	2nd	3rd	OT	Total
COYOTES	46	62	61	0	169
KINGS	55	59	61	0	175

INDIVIDUAL SCORING

COYOTES

Player	GP	G	A	P	+/-	PIM	PP	SH	GW	GT	EN	S	S%
SHANE DOAN	6	3	2	5	3	6	2	0	1	0	0	23	13.0
OLLI JOKINEN	3	3	1	4	4	4	0	1	1	0	1	9	33.3
ED JOVANOVSKI	6	1	2	3	0	4	0	0	0	0	0	19	5.3
MARTIN HANZAL	4	1	2	3	4	2	0	0	0	0	1	5	20.0
ENVER LISIN	4	2	0	2	0	2	0	0	1	0	0	7	28.6
PETER MUELLER	6	1	1	2	1	0	0	0	0	0	0	11	9.1
MIKKEL BOEDKER	5	1	1	2	2	2	0	0	0	0	0	7	14.3
VIKTOR TIKHONOV	4	1	1	2	0	0	0	0	0	0	0	3	33.3
ZBYNEK MICHALEK	6	0	2	2	3	4	0	0	0	0	0	7	0.0
STEVEN REINPRECHT	6	0	2	2	-1	2	0	0	0	0	0	4	0.0
KYLE TURRIS	5	0	2	2	-2	0	0	0	0	0	0	3	0.0
DAVID HALE	4	1	0	1	-1	4	0	0	0	0	0	3	33.3
SCOTTIE UPSHALL	2	1	0	1	1	6	0	0	1	0	0	8	12.5
KURT SAUER	6	0	1	1	3	2	0	0	0	0	0	2	0.0
JOAKIM LINDSTROM	5	0	1	1	0	0	0	0	0	0	0	8	0.0
KEITH YANDLE	5	0	1	1	0	2	0	0	0	0	0	12	0.0
DANIEL CARCILLO	4	0	1	1	3	5	0	0	0	0	0	6	0.0
DEREK MORRIS	4	0	1	1	2	4	0	0	0	0	0	8	0.0
KEVIN PORTER	3	0	1	1	1	2	0	0	0	0	0	1	0.0
MATTHEW LOMBARDI	2	0	1	1	0	2	0	0	0	0	0	9	0.0
TODD FEDORUK	5	0	0	0	-1	2	0	0	0	0	0	4	0.0
KEN KLEE	5	0	0	0	-1	0	0	0	0	0	0	3	0.0
DANIEL WINNIK	4	0	0	0	-3	5	0	0	0	0	0	5	0.0
PETR PRUCHA	2	0	0	0	0	0	0	0	0	0	0	1	0.0
BRANDON PRUST	2	0	0	0	-3	4	0	0	0	0	0	1	0.0

Power Play: 2-28 7.10%
Penalty Killing: 13-20 65.00%

KINGS

Player	GP	G	A	P	+/-	PIM	PP	SH	GW	GT	EN	S	S%
ALEXANDER FROLOV	5	6	0	6	-1	0	2	0	0	0	0	17	35.3
ANZE KOPITAR	6	1	4	5	-3	4	0	0	0	0	0	15	6.7
KYLE QUINCEY	4	0	4	4	1	13	0	0	0	0	0	9	0.0
PETER HARROLD	4	1	2	3	1	4	1	0	0	0	0	6	16.7
JUSTIN WILLIAMS	2	1	2	3	2	0	1	0	0	0	0	6	16.7
DEREK ARMSTRONG	4	2	0	2	1	4	1	0	0	0	0	7	28.6
BRIAN BOYLE	2	2	0	2	1	6	0	0	1	0	0	5	40.0
JARRET STOLL	4	1	1	2	0	2	1	0	0	0	0	6	16.7
DREW DOUGHTY	6	0	2	2	-1	4	0	0	0	0	0	12	0.0
PATRICK O'SULLIVAN	4	0	2	2	-4	2	0	0	0	0	0	11	0.0
EDWARD PURCELL	4	0	2	2	2	0	0	0	0	0	0	5	0.0
DUSTIN BROWN	6	1	0	1	-6	4	0	0	0	0	0	16	6.2
RAITIS IVANANS	6	1	0	1	0	4	0	0	1	0	0	2	50.0
OSCAR MOLLER	3	1	0	1	-1	0	1	0	0	0	0	6	16.7
KYLE CALDER	6	0	1	1	3	6	0	0	0	0	0	8	0.0
MATT GREENE	6	0	1	1	-1	4	0	0	0	0	0	9	0.0
MICHAL HANDZUS	6	0	1	1	-3	2	0	0	0	0	0	10	0.0
WAYNE SIMMONDS	6	0	1	1	-2	2	0	0	0	0	0	8	0.0
JACK JOHNSON	3	0	1	1	-3	0	0	0	0	0	0	4	0.0
TREVOR LEWIS	2	0	1	1	0	0	0	0	0	0	0	2	0.0
SEAN O'DONNELL	6	0	0	0	-1	0	0	0	0	0	0	1	0.0
DENIS GAUTHIER JR.	4	0	0	0	1	16	0	0	0	0	0	2	0.0
JOHN ZEILER	3	0	0	0	0	7	0	0	0	0	0	1	0.0
DAVIS DREWISKE	2	0	0	0	0	0	0	0	0	0	0	5	0.0
TOM PREISSING	2	0	0	0	-2	0	0	0	0	0	0	1	0.0
BRAD RICHARDSON	2	0	0	0	-1	2	0	0	0	0	0	1	0.0

Power Play: 7-20 35.00%
Penalty Killing: 26-28 92.90%

GOALTENDING

COYOTES

Goalie	GP	MIN	W-L-OT	SO	GA	SA	SV	GAA	SV%
ILYA BRYZGALOV	3	180	2-1-0	0	8	88	80	2.67	0.909
MIKAEL TELLQVIST	1	60	1-0-0	0	2	34	32	2.00	0.941
AL MONTOYA	2	120	1-1-0	0	7	53	46	3.50	0.868

KINGS

Goalie	GP	MIN	W-L-OT	SO	GA	SA	SV	GAA	SV%
JONATHAN QUICK	5	298	2-3-0	1	10	142	132	2.02	0.930
ERIK ERSBERG	1	59	0-1-0	0	3	25	22	3.04	0.880

THE LAST TIME VS THE KINGS…

Last Home Win:	April 2, 2009 (2-1)
Last Home Loss:	December 27, 2008 (4-0)
Last Home Tie:	December 26, 2001 (1-1)
Last Road Win:	February 21, 2009 (6-3)
Last Road Loss:	April 4, 2009 (6-1)
Last Road Tie:	December 18, 2003 (4-4)

ALL TIME VS THE KINGS…

	GP	W	L	T	OL	GF	GA	PTS
Home	91	50	28	11	2	354	288	113
Road	89	39	34	14	2	326	337	94
Overall	180	89	62	25	4	680	625	207

SEE RECORDS SECTION FOR "ALL TIME VS THE KINGS" BREAKDOWN

MINNESOTA WILD

2008-09 SEASON SERIES – WON: 1 LOST: 3 OT: 0

AT PHOENIX					Attend	Goaltenders	W Goal
11 Dec '08	Coyotes	3	Wild	1	13,296	Bryzgalov vs Backstrom	Olli Jokinen
1 Nov '08	Coyotes	2	Wild	3	14,817	Bryzgalov vs Backstrom	Eric Belanger

AT MINNESOTA					Attend	Goaltenders	W Goal
13 Jan '09	Coyotes	3	Wild	6	18,568	Bryzgalov vs Backstrom	Mikko Koivu
13 Nov '08	Coyotes	0	Wild	4	18,568	Bryzgalov vs Backstrom	Marek Zidlicky

* – Overtime Result ** – Shootout

Goals by Period	1st	2nd	3rd	OT	Total
COYOTES	1	4	3	0	8
WILD	2	5	7	0	14

Shots by Period	1st	2nd	3rd	OT	Total
COYOTES	27	46	34	0	107
WILD	48	46	36	0	130

INDIVIDUAL SCORING

COYOTES

Player	GP	G	A	P	+/-	PIM	PP	SH	GW	GT	EN	S	S%
SHANE DOAN	4	0	5	5	0	0	0	0	0	0	0	6	0.0
OLLI JOKINEN	4	4	0	4	-1	8	1	1	1	0	0	14	28.6
STEVEN REINPRECHT	4	1	3	4	2	2	0	0	0	0	0	4	25.0
JOAKIM LINDSTROM	2	2	0	2	1	2	0	0	0	0	0	2	100.0
PETER MUELLER	4	0	2	2	-3	4	0	0	0	0	0	10	0.0
ZBYNEK MICHALEK	4	1	0	1	-1	0	0	0	0	0	0	6	16.7
MIKKEL BOEDKER	4	0	1	1	-1	2	0	0	0	0	0	6	0.0
DAVID HALE	2	0	1	1	-2	0	0	0	0	0	0	1	0.0
ENVER LISIN	2	0	1	1	-2	0	0	0	0	0	0	8	0.0
TODD FEDORUK	4	0	0	0	-2	2	0	0	0	0	0	2	0.0
MARTIN HANZAL	4	0	0	0	-2	0	0	0	0	0	0	3	0.0
ED JOVANOVSKI	4	0	0	0	-2	6	0	0	0	0	0	7	0.0
KEN KLEE	4	0	0	0	0	0	0	0	0	0	0	3	0.0
DEREK MORRIS	4	0	0	0	-2	6	0	0	0	0	0	8	0.0
KYLE TURRIS	4	0	0	0	-1	2	0	0	0	0	0	7	0.0
DANIEL CARCILLO	3	0	0	0	-2	2	0	0	0	0	0	7	0.0
KURT SAUER	3	0	0	0	2	0	0	0	0	0	0	0	0.0
VIKTOR TIKHONOV	3	0	0	0	1	0	0	0	0	0	0	5	0.0
DANIEL WINNIK	3	0	0	0	0	0	0	0	0	0	0	3	0.0
KEITH YANDLE	3	0	0	0	-1	7	0	0	0	0	0	3	0.0
KEVIN PORTER	2	0	0	0	0	0	0	0	0	0	0	2	0.0
GARTH MURRAY	1	0	0	0	0	2	0	0	0	0	0	0	0.0

Power Play:	1-16	6.20%
Penalty Killing:	14-18	77.80%

WILD

Player	GP	G	A	P	+/-	PIM	PP	SH	GW	GT	EN	S	S%
MAREK ZIDLICKY	4	2	3	5	1	0	2	0	1	0	0	10	20.0
MARC-ANDRE BERGERON	4	1	4	5	-1	2	0	0	0	0	0	7	14.3
ANDREW BRUNETTE	4	2	2	4	2	0	1	0	0	0	0	5	40.0
MIKKO KOIVU	4	2	2	4	2	6	0	0	1	0	0	21	9.5
ANTTI MIETTINEN	4	1	3	4	3	2	0	0	0	0	0	11	9.1
OWEN NOLAN	2	1	3	4	2	0	0	0	0	0	0	4	25.0
ERIC BELANGER	4	2	1	3	2	2	1	0	1	0	0	13	15.4
CAL CLUTTERBUCK	4	1	1	2	0	9	0	0	0	0	0	11	9.1
JAMES SHEPPARD	4	1	1	2	1	0	0	0	0	0	0	7	14.3
BENOIT POULIOT	3	1	0	1	0	0	0	0	0	0	0	1	100.0
KIM JOHNSSON	4	0	1	1	3	0	0	0	0	0	0	7	0.0
NICK SCHULTZ	4	0	1	1	3	2	0	0	0	0	0	3	0.0
STEPHANE VEILLEUX	4	0	1	1	2	0	0	0	0	0	0	9	0.0
BRENT BURNS	3	0	1	1	0	4	0	0	0	0	0	6	0.0
COLTON GILLIES	3	0	1	1	-1	0	0	0	0	0	0	4	0.0
PIERRE-MARC BOUCHARD	4	0	0	0	-1	2	0	0	0	0	0	7	0.0
MARTIN SKOULA	4	0	0	0	0	0	0	0	0	0	0	3	0.0
DEREK BOOGAARD	3	0	0	0	-1	0	0	0	0	0	0	0	0.0
ERIK REITZ	3	0	0	0	0	2	0	0	0	0	0	0	0.0
KRYSTOFER KOLANOS	1	0	0	0	-1	2	0	0	0	0	0	1	0.0
TOMAS MOJZIS	1	0	0	0	0	2	0	0	0	0	0	0	0.0
CRAIG WELLER	1	0	0	0	-1	0	0	0	0	0	0	0	0.0

Power Play:	4-18	22.20%
Penalty Killing:	15-16	93.80%

GOALTENDING

COYOTES

Goalie	GP	MIN	W-L-OT	SO	GA	SA	SV	GAA	SV%
ILYA BRYZGALOV	4	239	1-3-0	0	14	130	116	3.52	0.892

WILD

Goalie	GP	MIN	W-L-OT	SO	GA	SA	SV	GAA	SV%
NIKLAS BACKSTROM	4	239	3-1-0	1	8	107	99	2.00	0.925

THE LAST TIME VS THE WILD…

Last Home Win:	December 11, 2008 (3-1)
Last Home Loss:	November 1, 2008 (3-2)
Last Home Tie:	March 7, 2004 (1-1)
Last Road Win:	March 20, 2005 (4-2)
Last Road Loss:	January 13, 2009 (6-3)
Last Road Tie:	March 17, 2002 (2-2)

ALL TIME VS THE WILD…

	GP	W	L	T	OL	GF	GA	PTS
Home	16	8	7	1	0	42	37	17
Road	16	5	9	2	0	30	44	12
Overall	32	13	16	3	0	72	81	29

SEE RECORDS SECTION FOR "ALL TIME VS THE WILD" BREAKDOWN

MONTREAL CANADIENS

vs.

2008-09 SEASON SERIES – WON: 0 LOST: 1 OT: 0

AT PHOENIX					Attend	Goaltenders	W Goal
No Games							

AT MONTREAL					Attend	Goaltenders	W Goal
18 Oct '08	Coyotes	1	Canadiens	4	21,273	Bryzgalov vs Price	Saku Koivu

* – Overtime Result ** – Shootout

Goals by Period	1st	2nd	3rd	OT	Total
COYOTES	0	0	1	0	1
CANADIENS	2	2	0	0	4

Shots by Period	1st	2nd	3rd	OT	Total
COYOTES	13	6	10	0	29
CANADIENS	14	11	8	0	33

INDIVIDUAL SCORING

COYOTES

Player	GP	G	A	P	+/-	PIM	PP	SH	GW	GT	EN	S	S%
SHANE DOAN	1	1	0	1	0	2	0	0	0	0	0	4	25.0
ZBYNEK MICHALEK	1	0	1	1	0	0	0	0	0	0	0	0	0.0
STEVEN REINPRECHT	1	0	1	1	0	0	0	0	0	0	0	2	0.0
MIKKEL BOEDKER	1	0	0	0	0	0	0	0	0	0	0	2	0.0
TODD FEDORUK	1	0	0	0	0	9	0	0	0	0	0	0	0.0
DAVID HALE	1	0	0	0	-3	0	0	0	0	0	0	0	0.0
MARTIN HANZAL	1	0	0	0	-1	0	0	0	0	0	0	1	0.0
OLLI JOKINEN	1	0	0	0	0	2	0	0	0	0	0	2	0.0
ED JOVANOVSKI	1	0	0	0	0	0	0	0	0	0	0	1	0.0
ENVER LISIN	1	0	0	0	-1	0	0	0	0	0	0	2	0.0
DEREK MORRIS	1	0	0	0	-1	0	0	0	0	0	0	2	0.0
PETER MUELLER	1	0	0	0	0	0	0	0	0	0	0	1	0.0
KEVIN PORTER	1	0	0	0	0	0	0	0	0	0	0	3	0.0
KURT SAUER	1	0	0	0	1	5	0	0	0	0	0	1	0.0
VIKTOR TIKHONOV	1	0	0	0	-1	0	0	0	0	0	0	3	0.0
KYLE TURRIS	1	0	0	0	-1	0	0	0	0	0	0	1	0.0
DANIEL WINNIK	1	0	0	0	-2	0	0	0	0	0	0	1	0.0
KEITH YANDLE	1	0	0	0	-1	0	0	0	0	0	0	3	0.0

Power Play:	0-2	0.00%
Penalty Killing:	2-3	66.70%

CANADIENS

Player	GP	G	A	P	+/-	PIM	PP	SH	GW	GT	EN	S	S%
SAKU KOIVU	1	1	2	3	3	0	0	0	1	0	0	2	50.0
ALEX TANGUAY	1	2	0	2	3	0	0	0	0	0	0	5	40.0
ANDREI MARKOV	1	0	2	2	3	0	0	0	0	0	0	1	0.0
ROBERT LANG	1	1	0	1	0	2	1	0	0	0	0	3	33.3
GUILLAUME LATENDRESSE	1	0	1	1	3	0	0	0	0	0	0	3	0.0
PATRICE BRISEBOIS	1	0	0	0	1	0	0	0	0	0	0	1	0.0
MATHIEU DANDENAULT	1	0	0	0	-1	0	0	0	0	0	0	2	0.0
JOSH GORGES	1	0	0	0	-1	0	0	0	0	0	0	2	0.0
ROMAN HAMRLIK	1	0	0	0	0	0	0	0	0	0	0	1	0.0
MICHAEL KOMISAREK	1	0	0	0	2	0	0	0	0	0	0	1	0.0
SERGEI KOSTITSYN	1	0	0	0	0	2	0	0	0	0	0	0	0.0
ANDREI KOSTITSYN	1	0	0	0	0	0	0	0	0	0	0	0	0.0
TOM KOSTOPOULOS	1	0	0	0	0	5	0	0	0	0	0	1	0.0
ALEX KOVALEV	1	0	0	0	0	0	0	0	0	0	0	6	0.0
MAXIM LAPIERRE	1	0	0	0	-1	0	0	0	0	0	0	3	0.0
GEORGES LARAQUE	1	0	0	0	-1	9	0	0	0	0	0	0	0.0
RYAN O'BYRNE	1	0	0	0	-1	0	0	0	0	0	0	1	0.0
TOMAS PLEKANEC	1	0	0	0	0	0	0	0	0	0	0	1	0.0

Power Play:	1-3	33.30%
Penalty Killing:	2-2	100.00%

GOALTENDING

COYOTES

Goalie	GP	MIN	W-L-OT	SO	GA	SA	SV	GAA	SV%
ILYA BRYZGALOV	1	59	0-1-0	0	4	33	29	4.06	0.879

CANADIENS

Goalie	GP	MIN	W-L-OT	SO	GA	SA	SV	GAA	SV%
CAREY PRICE	1	60	1-0-0	0	1	29	28	1.00	0.966

THE LAST TIME VS THE CANADIENS…

Last Home Win:	December 9, 1998 (4-2)
Last Home Loss:	March 6, 2008 (4-2)
Last Home Tie:	March 10, 2001 (3-3)
Last Road Win:	October 28, 1996 (5-4)
Last Road Loss:	October 18, 2008 (4-1)
Last Road Tie:	December 8, 2001 (3-3)

ALL TIME VS THE CANADIENS…

	GP	W	L	T	OL	GF	GA	PTS
Home	30	9	14	7	0	96	116	25
Road	31	3	26	2	0	69	151	8
Overall	61	12	40	9	0	165	267	33

SEE RECORDS SECTION FOR "ALL TIME VS THE CANADIENS" BREAKDOWN

NASHVILLE PREDATORS

2008-09 SEASON SERIES – WON: 1 LOST: 3 OT: 0

AT PHOENIX					Attend	Goaltenders	W Goal
14 Mar '09	Coyotes	0	Predators	2	13,197	Bryzgalov vs Rinne	Jean-Pierre Dumont
18 Dec '08	Coyotes	2	Predators	1	14,193	Bryzgalov vs Ellis	Kyle Turris

AT NASHVILLE					Attend	Goaltenders	W Goal
26 Feb '09	Coyotes	1	Predators	4	14,954	Bryzgalov vs Rinne	Jason Arnott
3 Feb '09	Coyotes	1	Predators	2	13,195	Bryzgalov vs Rinne	Radek Bonk

* – Overtime Result ** – Shootout

Goals by Period	1st	2nd	3rd	OT	Total
COYOTES	1	1	2	0	4
PREDATORS	2	4	3	0	9

Shots by Period	1st	2nd	3rd	OT	Total
COYOTES	31	33	37	0	101
PREDATORS	43	56	36	0	135

INDIVIDUAL SCORING

COYOTES

Player	GP	G	A	P	+/-	PIM	PP	SH	GW	GT	EN	S	S%
KYLE TURRIS	3	2	0	2	1	0	0	0	1	0	0	7	28.6
ED JOVANOVSKI	4	1	1	2	-2	18	0	0	0	0	0	8	12.5
ENVER LISIN	2	0	2	2	0	0	0	0	0	0	0	4	0.0
JOEL PERRAULT	1	1	0	1	1	0	0	0	0	0	0	3	33.3
ZBYNEK MICHALEK	4	0	1	1	-3	2	0	0	0	0	0	2	0.0
DANIEL CARCILLO	3	0	1	1	-3	7	0	0	0	0	0	4	0.0
OLLI JOKINEN	3	0	1	1	-2	0	0	0	0	0	0	11	0.0
KEITH YANDLE	3	0	1	1	2	2	0	0	0	0	0	8	0.0
MIKKEL BOEDKER	4	0	0	0	-2	2	0	0	0	0	0	4	0.0
SHANE DOAN	4	0	0	0	0	2	0	0	0	0	0	9	0.0
MARTIN HANZAL	4	0	0	0	-2	0	0	0	0	0	0	6	0.0
KEN KLEE	4	0	0	0	1	8	0	0	0	0	0	2	0.0
TODD FEDORUK	3	0	0	0	-1	0	0	0	0	0	0	0	0.0
JOAKIM LINDSTROM	3	0	0	0	1	0	0	0	0	0	0	5	0.0
PETER MUELLER	3	0	0	0	-2	0	0	0	0	0	0	7	0.0
STEVEN REINPRECHT	3	0	0	0	-1	0	0	0	0	0	0	4	0.0
KURT SAUER	3	0	0	0	-3	0	0	0	0	0	0	2	0.0
VIKTOR TIKHONOV	3	0	0	0	-2	0	0	0	0	0	0	1	0.0
STEVEN GOERTZEN	2	0	0	0	-1	2	0	0	0	0	0	1	0.0
DAVID HALE	2	0	0	0	-2	0	0	0	0	0	0	0	0.0
DEREK MORRIS	2	0	0	0	-1	0	0	0	0	0	0	5	0.0
NIGEL DAWES	1	0	0	0	-1	0	0	0	0	0	0	0	0.0
DMITRI KALININ	1	0	0	0	0	0	0	0	0	0	0	0	0.0
MATTHEW LOMBARDI	1	0	0	0	-1	0	0	0	0	0	0	1	0.0
ALEXANDER NIKULIN	1	0	0	0	-1	0	0	0	0	0	0	1	0.0
PETR PRUCHA	1	0	0	0	-1	0	0	0	0	0	0	1	0.0
BRANDON PRUST	1	0	0	0	0	0	0	0	0	0	0	0	0.0
DAVID SCHLEMKO	1	0	0	0	-2	0	0	0	0	0	0	1	0.0
SCOTTIE UPSHALL	1	0	0	0	-1	2	0	0	0	0	0	3	0.0
DANIEL WINNIK	1	0	0	0	0	0	0	0	0	0	0	1	0.0

Power Play:	0-9	0.00%
Penalty Killing:	12-12	100.00%

PREDATORS

Player	GP	G	A	P	+/-	PIM	PP	SH	GW	GT	EN	S	S%
VERNON FIDDLER	4	1	2	3	3	2	0	0	0	0	0	8	12.5
JOEL WARD	4	1	2	3	3	2	0	0	0	0	0	8	12.5
DAVID LEGWAND	4	2	0	2	0	0	0	0	0	0	1	6	33.3
JASON ARNOTT	3	2	0	2	2	0	0	0	1	0	0	8	25.0
JEAN-PIERRE DUMONT	4	1	1	2	4	2	0	0	1	0	0	10	10.0
STEVE SULLIVAN	3	1	1	2	3	4	0	0	0	0	0	6	16.7
DAN HAMHUIS	4	0	2	2	3	0	0	0	0	0	0	10	0.0
SHEA WEBER	4	0	2	2	2	0	0	0	0	0	0	12	0.0
RADEK BONK	2	1	0	1	0	4	0	0	1	0	0	3	33.3
MARTIN ERAT	4	0	1	1	-1	2	0	0	0	0	0	16	0.0
KEVIN KLEIN	4	0	1	1	1	0	0	0	0	0	0	1	0.0
RYAN SUTER	4	0	1	1	2	2	0	0	0	0	0	8	0.0
RICH PEVERLEY	1	0	1	1	1	0	0	0	0	0	0	5	0.0
GREG DE VRIES	4	0	0	0	0	2	0	0	0	0	0	3	0.0
ANTTI PIHLSTROM	4	0	0	0	1	0	0	0	0	0	0	7	0.0
JERRED SMITHSON	4	0	0	0	1	0	0	0	0	0	0	3	0.0
GREG ZANON	4	0	0	0	2	4	0	0	0	0	0	5	0.0
WADE BELAK	3	0	0	0	1	0	0	0	0	0	0	3	0.0
RYAN JONES	3	0	0	0	0	0	0	0	0	0	0	3	0.0
JORDIN TOOTOO	3	0	0	0	-1	12	0	0	0	0	0	8	0.0
PATRIC HORNQVIST	1	0	0	0	0	0	0	0	0	0	0	2	0.0
SCOTT NICHOL	1	0	0	0	0	0	0	0	0	0	0	0	0.0

Power Play:	0-12	0.00%
Penalty Killing:	9-9	100.00%

GOALTENDING

COYOTES

Goalie	GP	MIN	W-L-OT	SO	GA	SA	SV	GAA	SV%
ILYA BRYZGALOV	4	238	1-3-0	0	8	134	126	2.02	0.940

PREDATORS

Goalie	GP	MIN	W-L-OT	SO	GA	SA	SV	GAA	SV%
PEKKA RINNE	3	180	3-0-0	1	2	74	72	0.67	0.973
DAN ELLIS	1	59	0-1-0	0	2	27	25	2.04	0.926

THE LAST TIME VS THE PREDATORS…

Last Home Win:	December 18, 2008 (2-1)
Last Home Loss:	March 14, 2009 (2-0)
Last Home Tie:	None
Last Road Win:	October 11, 2007 (6-3)
Last Road Loss:	February 26, 2009 (4-1)
Last Road Tie:	December 22, 2003 (3-3)

ALL TIME VS THE PREDATORS…

	GP	W	L	T	OL	GF	GA	PTS
Home	20	12	6	0	2	57	58	26
Road	20	6	9	2	3	48	58	17
Overall	40	18	15	2	5	105	116	43

SEE RECORDS SECTION FOR "ALL TIME VS THE PREDATORS" BREAKDOWN

NEW JERSEY DEVILS

2008-09 SEASON SERIES – WON: 0 LOST: 1 OT: 0

AT PHOENIX					Attend	Goaltenders	W Goal
No Games							

AT NEW JERSEY					Attend	Goaltenders	W Goal
12 Mar '09	Coyotes	2	Devils	5	14,578	Tordjman vs Brodeur	Dainius Zubrus

* – Overtime Result ** – Shootout

Goals by Period	1st	2nd	3rd	OT	Total
COYOTES	1	0	1	0	2
DEVILS	2	2	1	0	5

Shots by Period	1st	2nd	3rd	OT	Total
COYOTES	5	11	12	0	28
DEVILS	16	9	11	0	36

INDIVIDUAL SCORING

COYOTES

Player	GP	G	A	P	+/-	PIM	PP	SH	GW	GT	EN	S	S%
STEVEN REINPRECHT	1	1	0	1	-2	0	0	0	0	0	0	2	50.0
SCOTTIE UPSHALL	1	1	0	1	0	4	1	0	0	0	0	5	20.0
SHANE DOAN	1	0	1	1	-2	0	0	0	0	0	0	1	0.0
DMITRI KALININ	1	0	1	1	-1	2	0	0	0	0	0	2	0.0
MATTHEW LOMBARDI	1	0	1	1	0	0	0	0	0	0	0	3	0.0
PETR PRUCHA	1	0	1	1	0	0	0	0	0	0	0	0	0.0
MIKKEL BOEDKER	1	0	0	0	-1	0	0	0	0	0	0	2	0.0
NIGEL DAWES	1	0	0	0	-1	0	0	0	0	0	0	3	0.0
ED JOVANOVSKI	1	0	0	0	-1	0	0	0	0	0	0	2	0.0
KEN KLEE	1	0	0	0	-1	0	0	0	0	0	0	0	0.0
JOAKIM LINDSTROM	1	0	0	0	-2	0	0	0	0	0	0	1	0.0
ZBYNEK MICHALEK	1	0	0	0	-1	0	0	0	0	0	0	0	0.0
PETER MUELLER	1	0	0	0	-1	0	0	0	0	0	0	0	0.0
BRANDON PRUST	1	0	0	0	0	10	0	0	0	0	0	0	0.0
KURT SAUER	1	0	0	0	-1	0	0	0	0	0	0	0	0.0
VIKTOR TIKHONOV	1	0	0	0	0	0	0	0	0	0	0	2	0.0
DANIEL WINNIK	1	0	0	0	0	0	0	0	0	0	0	0	0.0
KEITH YANDLE	1	0	0	0	-1	0	0	0	0	0	0	5	0.0

Power Play:	1-4	25.00%
Penalty Killing:	1-2	50.00%

DEVILS

Player	GP	G	A	P	+/-	PIM	PP	SH	GW	GT	EN	S	S%
PATRIK ELIAS	1	1	1	2	0	2	0	0	0	0	0	3	33.3
BRYCE SALVADOR	1	0	2	2	2	5	0	0	0	0	0	0	0.0
JOHN MADDEN	1	1	0	1	1	0	0	0	0	0	0	3	33.3
ZACH PARISE	1	1	0	1	1	0	0	0	0	0	0	2	50.0
TRAVIS ZAJAC	1	1	0	1	0	0	1	0	0	0	0	1	100.0
DAINIUS ZUBRUS	1	1	0	1	1	4	0	0	1	0	0	1	100.0
BRIAN GIONTA	1	0	1	1	0	0	0	0	0	0	0	6	0.0
JAMIE LANGENBRUNNER	1	0	1	1	1	0	0	0	0	0	0	4	0.0
PAUL MARTIN	1	0	1	1	1	0	0	0	0	0	0	1	0.0
DAVID JOHNNY ODUYA	1	0	1	1	1	0	0	0	0	0	0	2	0.0
BRIAN ROLSTON	1	0	1	1	1	0	0	0	0	0	0	4	0.0
MICHAEL RUPP	1	0	1	1	1	0	0	0	0	0	0	2	0.0
BRENDAN SHANAHAN	1	0	1	1	1	0	0	0	0	0	0	3	0.0
DAVID CLARKSON	1	0	0	0	1	7	0	0	0	0	0	0	0.0
NICLAS HAVELID	1	0	0	0	2	0	0	0	0	0	0	1	0.0
BOBBY HOLIK	1	0	0	0	1	2	0	0	0	0	0	1	0.0
MIKE MOTTAU	1	0	0	0	0	0	0	0	0	0	0	0	0.0
COLIN (JOHN) WHITE	1	0	0	0	0	0	0	0	0	0	0	2	0.0

Power Play:	1-2	50.00%
Penalty Killing:	3-4	75.00%

GOALTENDING

COYOTES

Goalie	GP	MIN	W-L-OT	SO	GA	SA	SV	GAA	SV%
JOSH TORDJMAN	1	60	0-1-0	0	5	36	31	5.00	0.861

DEVILS

Goalie	GP	MIN	W-L-OT	SO	GA	SA	SV	GAA	SV%
MARTIN BRODEUR	1	60	1-0-0	0	2	28	26	2.00	0.929

THE LAST TIME VS THE DEVILS…

Last Home Win:	November 22, 2006 (3-1)
Last Home Loss:	February 12, 2003 (3-0)
Last Home Tie:	December 3, 1990 (4-4)
Last Road Win:	December 15, 2007 (4-1)
Last Road Loss:	March 12, 2009 (5-2)
Last Road Tie:	January 2, 1993 (2-2)

ALL TIME VS THE DEVILS…

	GP	W	L	T	OL	GF	GA	PTS
Home	32	22	7	3	0	117	82	47
Road	31	12	13	6	0	92	101	30
Overall	63	34	20	9	0	209	183	77

SEE RECORDS SECTION FOR "ALL TIME VS THE DEVILS" BREAKDOWN

NEW YORK ISLANDERS

2008-09 SEASON SERIES – WON: 1 LOST: 1 OT: 0

AT PHOENIX					Attend	Goaltenders	W Goal
2 Jan '09	Coyotes	5	Islanders	4	14,547	Tellqvist vs Dipietro	Joakim Lindstrom

AT NEW YORK					Attend	Goaltenders	W Goal
8 Mar '09	Coyotes	2	Islanders	3	13,413	Tordjman vs Danis	Kyle Okposo

* – Overtime Result ** – Shootout

Goals by Period	1st	2nd	3rd	OT	Total
COYOTES	3	1	3	0	7
ISLANDERS	1	3	3	0	7

Shots by Period	1st	2nd	3rd	OT	Total
COYOTES	24	25	26	0	75
ISLANDERS	21	18	20	0	59

INDIVIDUAL SCORING

COYOTES

Player	GP	G	A	P	+/-	PIM	PP	SH	GW	GT	EN	S	S%
SHANE DOAN	2	2	0	2	1	0	0	0	0	0	0	5	40.0
ZBYNEK MICHALEK	2	1	1	2	3	0	0	0	0	0	0	12	8.3
MIKKEL BOEDKER	2	0	2	2	1	0	0	0	0	0	0	2	0.0
MATTHEW LOMBARDI	1	0	2	2	1	0	0	0	0	0	0	2	0.0
VIKTOR TIKHONOV	2	1	0	1	-2	2	0	0	0	0	0	1	100.0
OLLI JOKINEN	1	1	0	1	0	0	0	0	0	0	0	3	33.3
JOAKIM LINDSTROM	1	1	0	1	1	0	0	0	1	0	0	4	25.0
SCOTTIE UPSHALL	1	1	0	1	1	0	0	0	0	0	0	7	14.3
ED JOVANOVSKI	2	0	1	1	-1	0	0	0	0	0	0	10	0.0
ENVER LISIN	2	0	1	1	0	0	0	0	0	0	0	5	0.0
STEVEN REINPRECHT	2	0	1	1	0	0	0	0	0	0	0	2	0.0
PETER MUELLER	1	0	1	1	1	0	0	0	0	0	0	2	0.0
PETR PRUCHA	1	0	1	1	1	0	0	0	0	0	0	1	0.0
TODD FEDORUK	2	0	0	0	-1	0	0	0	0	0	0	1	0.0
KEN KLEE	2	0	0	0	0	0	0	0	0	0	0	3	0.0
KURT SAUER	2	0	0	0	1	2	0	0	0	0	0	1	0.0
KYLE TURRIS	2	0	0	0	-1	0	0	0	0	0	0	3	0.0
NIGEL DAWES	1	0	0	0	-1	0	0	0	0	0	0	1	0.0
DAVID HALE	1	0	0	0	0	2	0	0	0	0	0	1	0.0
MARTIN HANZAL	1	0	0	0	-1	0	0	0	0	0	0	1	0.0
DMITRI KALININ	1	0	0	0	-2	0	0	0	0	0	0	1	0.0
DEREK MORRIS	1	0	0	0	-2	0	0	0	0	0	0	3	0.0
KEVIN PORTER	1	0	0	0	0	0	0	0	0	0	0	1	0.0
DANIEL WINNIK	1	0	0	0	0	0	0	0	0	0	0	1	0.0
KEITH YANDLE	1	0	0	0	0	0	0	0	0	0	0	2	0.0

Power Play:	0-10	0.00%
Penalty Killing:	3-3	100.00%

ISLANDERS

Player	GP	G	A	P	+/-	PIM	PP	SH	GW	GT	EN	S	S%
RICHARD PARK	1	2	1	3	3	0	0	0	0	0	0	4	50.0
JOSHUA BAILEY	2	2	0	2	2	0	0	0	0	0	0	7	28.6
KYLE OKPOSO	2	1	1	2	2	2	0	0	1	0	0	5	20.0
JEFF TAMBELLINI	2	1	1	2	1	2	0	0	0	0	0	1	100.0
DOUG WEIGHT	1	0	2	2	1	0	0	0	0	0	0	4	0.0
SEAN BERGENHEIM	2	1	0	1	-2	2	0	0	0	0	0	4	25.0
BLAKE COMEAU	2	0	1	1	-2	0	0	0	0	0	0	0	0.0
BRUNO GERVAIS	2	0	1	1	4	0	0	0	0	0	0	2	0.0
MARK STREIT	2	0	1	1	-1	0	0	0	0	0	0	4	0.0
BILL GUERIN	1	0	1	1	3	0	0	0	0	0	0	3	0.0
ANDY HILBERT	1	0	1	1	2	0	0	0	0	0	0	6	0.0
MIKE IGGULDEN	1	0	1	1	1	0	0	0	0	0	0	1	0.0
RADEK MARTINEK	1	0	1	1	0	2	0	0	0	0	0	1	0.0
DEAN MCAMMOND	1	0	1	1	0	0	0	0	0	0	0	0	0.0
TIM JACKMAN	2	0	0	0	-3	4	0	0	0	0	0	0	0.0
THOMAS POCK	2	0	0	0	-2	0	0	0	0	0	0	4	0.0
JOE CALLAHAN	1	0	0	0	0	0	0	0	0	0	0	0	0.0
CHRIS CAMPOLI	1	0	0	0	3	4	0	0	0	0	0	0	0.0
MIKE COMRIE	1	0	0	0	-3	0	0	0	0	0	0	7	0.0
JACK HILLEN	1	0	0	0	2	0	0	0	0	0	0	2	0.0
TRENT HUNTER	1	0	0	0	-1	0	0	0	0	0	0	0	0.0
JESSE JOENSUU	1	0	0	0	-1	4	0	0	0	0	0	0	0.0
KURTIS MCLEAN	1	0	0	0	0	0	0	0	0	0	0	2	0.0
FREDDY MEYER	1	0	0	0	-4	0	0	0	0	0	0	0	0.0
FRANS NIELSEN	1	0	0	0	0	0	0	0	0	0	0	1	0.0
TREVOR SMITH	1	0	0	0	0	0	0	0	0	0	0	1	0.0
BRENDAN WITT	1	0	0	0	-3	0	0	0	0	0	0	0	0.0

Power Play:	0-3	0.00%
Penalty Killing:	10-10	100.00%

GOALTENDING

COYOTES

Goalie	GP	MIN	W-L-OT	SO	GA	SA	SV	GAA	SV%
MIKAEL TELLQVIST	1	60	1-0-0	0	4	33	29	4.00	0.879
JOSH TORDJMAN	1	58	0-1-0	0	3	26	23	3.12	0.885

ISLANDERS

Goalie	GP	MIN	W-L-OT	SO	GA	SA	SV	GAA	SV%
YANN DANIS	1	60	1-0-0	0	2	42	40	2.00	0.952
RICK DIPIETRO	1	58	0-1-0	0	5	33	28	5.20	0.848

THE LAST TIME VS THE ISLANDERS…

Last Home Win:	January 2, 2009 (5-4)
Last Home Loss:	February 13, 2004 (5-2)
Last Home Tie:	March 25, 2001 (2-2)
Last Road Win:	October 29, 2002 (3-2)
Last Road Loss:	March 8, 2009 (3-2)
Last Road Tie:	January 10, 2000 (2-2)

ALL TIME VS THE ISLANDERS…

	GP	W	L	T	OL	GF	GA	PTS
Home	32	13	15	4	0	107	112	30
Road	32	9	15	8	0	95	119	26
Overall	64	22	30	12	0	202	231	56

SEE RECORDS SECTION FOR "ALL TIME VS THE ISLANDERS" BREAKDOWN

NEW YORK RANGERS

2008-09 SEASON SERIES – WON: 0 LOST: 1 OT: 0

vs.

AT PHOENIX					Attend	Goaltenders	W Goal
No Games							

AT NEW YORK					Attend	Goaltenders	W Goal
24 Nov '08	Coyotes	1	Rangers	4	18,200	Bryzgalov vs Lundqvist	Brandon Dubinsky

* – Overtime Result ** – Shootout

Goals by Period	1st	2nd	3rd	OT	Total
COYOTES	1	0	0	0	1
RANGERS	1	1	2	0	4

Shots by Period	1st	2nd	3rd	OT	Total
COYOTES	15	13	8	0	36
RANGERS	11	13	12	0	36

INDIVIDUAL SCORING

COYOTES

Player	GP	G	A	P	+/-	PIM	PP	SH	GW	GT	EN	S	S%
ENVER LISIN	1	1	0	1	0	2	0	0	0	0	0	2	50.0
OLLI JOKINEN	1	0	1	1	1	0	0	0	0	0	0	3	0.0
KEN KLEE	1	0	1	1	1	2	0	0	0	0	0	0	0.0
MIKKEL BOEDKER	1	0	0	0	0	0	0	0	0	0	0	2	0.0
DANIEL CARCILLO	1	0	0	0	0	5	0	0	0	0	0	6	0.0
SHANE DOAN	1	0	0	0	-1	0	0	0	0	0	0	3	0.0
TODD FEDORUK	1	0	0	0	-1	0	0	0	0	0	0	3	0.0
DAVID HALE	1	0	0	0	0	0	0	0	0	0	0	0	0.0
MARTIN HANZAL	1	0	0	0	-2	0	0	0	0	0	0	0	0.0
ED JOVANOVSKI	1	0	0	0	-1	0	0	0	0	0	0	3	0.0
ZBYNEK MICHALEK	1	0	0	0	-2	0	0	0	0	0	0	1	0.0
PETER MUELLER	1	0	0	0	-2	0	0	0	0	0	0	6	0.0
KEVIN PORTER	1	0	0	0	0	0	0	0	0	0	0	1	0.0
STEVEN REINPRECHT	1	0	0	0	-2	0	0	0	0	0	0	1	0.0
KURT SAUER	1	0	0	0	-1	0	0	0	0	0	0	1	0.0
VIKTOR TIKHONOV	1	0	0	0	-1	0	0	0	0	0	0	1	0.0
KYLE TURRIS	1	0	0	0	0	0	0	0	0	0	0	2	0.0
KEITH YANDLE	1	0	0	0	0	0	0	0	0	0	0	1	0.0

Power Play:	0-1	0.00%
Penalty Killing:	1-2	50.00%

RANGERS

Player	GP	G	A	P	+/-	PIM	PP	SH	GW	GT	EN	S	S%
NIKOLAI ZHERDEV	1	0	3	3	2	0	0	0	0	0	0	1	0.0
BRANDON DUBINSKY	1	1	1	2	1	5	0	0	1	0	0	3	33.3
BLAIR BETTS	1	1	0	1	1	0	0	0	0	0	0	4	25.0
DANIEL GIRARDI	1	1	0	1	1	0	1	0	0	0	0	5	20.0
SCOTT GOMEZ	1	1	0	1	1	0	0	0	0	0	1	5	20.0
RYAN CALLAHAN	1	0	1	1	1	0	0	0	0	0	0	1	0.0
CHRIS DRURY	1	0	1	1	1	0	0	0	0	0	0	4	0.0
MARKUS NASLUND	1	0	1	1	1	2	0	0	0	0	0	1	0.0
MICHAL ROZSIVAL	1	0	1	1	1	0	0	0	0	0	0	1	0.0
DAN FRITSCHE	1	0	0	0	-1	0	0	0	0	0	0	0	0.0
DMITRI KALININ	1	0	0	0	0	0	0	0	0	0	0	2	0.0
LAURI KORPIKOSKI	1	0	0	0	-1	0	0	0	0	0	0	2	0.0
PAUL MARA	1	0	0	0	0	0	0	0	0	0	0	1	0.0
COLTON ORR	1	0	0	0	0	0	0	0	0	0	0	2	0.0
WADE REDDEN	1	0	0	0	1	0	0	0	0	0	0	1	0.0
FREDRIK SJOSTROM	1	0	0	0	1	0	0	0	0	0	0	1	0.0
MARC STAAL	1	0	0	0	1	0	0	0	0	0	0	1	0.0
AARON VOROS	1	0	0	0	-1	0	0	0	0	0	0	1	0.0

Power Play:	1-2	50.00%
Penalty Killing:	1-1	100.00%

GOALTENDING

COYOTES

Goalie	GP	MIN	W-L-OT	SO	GA	SA	SV	GAA	SV%
ILYA BRYZGALOV	1	59	0-1-0	0	3	35	32	3.04	0.914

RANGERS

Goalie	GP	MIN	W-L-OT	SO	GA	SA	SV	GAA	SV%
HENRIK LUNDQVIST	1	60	1-0-0	0	1	36	35	1.00	0.972

THE LAST TIME VS THE RANGERS…

Last Home Win:	December 31, 2001 (5-0)
Last Home Loss:	October 28, 2006 (7-3)
Last Home Tie:	December 28, 1999 (2-2)
Last Road Win:	December 16, 2007 (5-1)
Last Road Loss:	November 24, 2008 (4-1)
Last Road Tie:	November 20, 1989 (3-3)

ALL TIME VS THE RANGERS…

	GP	W	L	T	OL	GF	GA	PTS
Home	32	13	14	4	1	110	108	31
Road	31	10	18	2	1	108	133	23
Overall	63	23	32	6	2	218	241	54

SEE RECORDS SECTION FOR "ALL TIME VS THE RANGERS" BREAKDOWN

OTTAWA SENATORS

2008-09 SEASON SERIES – WON: 0 LOST: 1 OT: 0

AT PHOENIX					Attend	Goaltenders	W Goal
No Games							

AT OTTAWA					Attend	Goaltenders	W Goal
17 Oct '08	Coyotes	3	Senators	6	20,179	Bryzgalov vs Gerber	Anton Volchenkov

* – Overtime Result ** – Shootout

Goals by Period	1st	2nd	3rd	OT	Total
COYOTES	0	0	3	0	3
SENATORS	3	1	2	0	6

Shots by Period	1st	2nd	3rd	OT	Total
COYOTES	9	10	18	0	37
SENATORS	10	12	4	0	26

INDIVIDUAL SCORING

COYOTES

Player	GP	G	A	P	+/-	PIM	PP	SH	GW	GT	EN	S	S%
OLLI JOKINEN	1	0	2	2	1	2	0	0	0	0	0	1	0.0
MIKKEL BOEDKER	1	1	0	1	0	0	0	0	0	0	0	3	33.3
SHANE DOAN	1	1	0	1	-1	2	0	0	0	0	0	6	16.7
ENVER LISIN	1	1	0	1	0	0	0	0	0	0	0	2	50.0
KURT SAUER	1	0	1	1	-1	0	0	0	0	0	0	0	0.0
KEITH YANDLE	1	0	1	1	-1	0	0	0	0	0	0	1	0.0
TODD FEDORUK	1	0	0	0	0	0	0	0	0	0	0	0	0.0
DAVID HALE	1	0	0	0	0	0	0	0	0	0	0	0	0.0
MARTIN HANZAL	1	0	0	0	-1	0	0	0	0	0	0	1	0.0
ED JOVANOVSKI	1	0	0	0	-1	0	0	0	0	0	0	3	0.0
ZBYNEK MICHALEK	1	0	0	0	-1	0	0	0	0	0	0	0	0.0
DEREK MORRIS	1	0	0	0	0	0	0	0	0	0	0	2	0.0
PETER MUELLER	1	0	0	0	0	0	0	0	0	0	0	4	0.0
KEVIN PORTER	1	0	0	0	-1	0	0	0	0	0	0	0	0.0
STEVEN REINPRECHT	1	0	0	0	0	2	0	0	0	0	0	3	0.0
VIKTOR TIKHONOV	1	0	0	0	-1	0	0	0	0	0	0	5	0.0
KYLE TURRIS	1	0	0	0	-2	0	0	0	0	0	0	1	0.0
DANIEL WINNIK	1	0	0	0	-1	0	0	0	0	0	0	5	0.0

Power Play: 0-0 0.00%
Penalty Killing: 2-3 66.70%

SENATORS

Player	GP	G	A	P	+/-	PIM	PP	SH	GW	GT	EN	S	S%
JASON SPEZZA	1	2	2	4	3	0	1	0	0	0	0	3	66.7
JARKKO RUUTU	1	2	0	2	2	0	0	0	0	0	0	2	100.0
DANIEL ALFREDSSON	1	0	2	2	2	0	0	0	0	0	0	3	0.0
SHEAN DONOVAN	1	0	2	2	2	0	0	0	0	0	0	0	0.0
FILIP KUBA	1	0	2	2	3	0	0	0	0	0	0	1	0.0
DANY HEATLEY	1	1	0	1	2	0	0	0	0	0	0	1	100.0
ANTON VOLCHENKOV	1	1	0	1	1	0	0	0	1	0	0	2	50.0
NICK FOLIGNO	1	0	1	1	-1	0	0	0	0	0	0	3	0.0
BRIAN LEE	1	0	1	1	0	0	0	0	0	0	0	0	0.0
CHRIS PHILLIPS	1	0	1	1	-1	0	0	0	0	0	0	1	0.0
MIKE FISHER	1	0	0	0	-1	0	0	0	0	0	0	0	0.0
CHRIS KELLY	1	0	0	0	-2	0	0	0	0	0	0	2	0.0
DEAN MCAMMOND	1	0	0	0	2	0	0	0	0	0	0	0	0.0
CHRIS NEIL	1	0	0	0	-1	0	0	0	0	0	0	1	0.0
ALEXANDRE PICARD	1	0	0	0	-1	0	0	0	0	0	0	0	0.0
JASON SMITH	1	0	0	0	2	0	0	0	0	0	0	0	0.0
ANTOINE VERMETTE	1	0	0	0	-1	0	0	0	0	0	0	3	0.0
JESSE WINCHESTER	1	0	0	0	-1	0	0	0	0	0	0	4	0.0

Power Play: 1-3 33.30%
Penalty Killing: 0-0 0.00%

GOALTENDING

COYOTES

Goalie	GP	MIN	W-L-OT	SO	GA	SA	SV	GAA	SV%
ILYA BRYZGALOV	1	60	0-1-0	0	6	26	20	6.00	0.769

SENATORS

Goalie	GP	MIN	W-L-OT	SO	GA	SA	SV	GAA	SV%
MARTIN GERBER	1	60	1-0-0	0	3	37	34	3.00	0.919

THE LAST TIME VS THE SENATORS…

Last Home Win:	March 9, 2001 (3-2)
Last Home Loss:	March 8, 2008 (4-2)
Last Home Tie:	January 11, 1998 (4-4)
Last Road Win:	December 12, 1998 (2-0)
Last Road Loss:	October 17, 2008 (6-3)
Last Road Tie:	February 1, 1993 (4-4)

ALL TIME VS THE SENATORS…

	GP	W	L	T	OL	GF	GA	PTS
Home	11	4	6	1	0	36	42	9
Road	13	6	6	1	0	39	42	13
Overall	24	10	12	2	0	75	84	22

SEE RECORDS SECTION FOR "ALL TIME VS THE SENATORS" BREAKDOWN

PHILADELPHIA FLYERS

vs.

2008-09 SEASON SERIES – WON: 0 LOST: 0 OT: 1

AT PHOENIX					Attend	Goaltenders	W Goal
No Games							

AT PHILADELPHIA					Attend	Goaltenders	W Goal
22 Nov '08*	Coyotes	3	Flyers	4	19,520	Tellqvist vs Biron	Mike Richards

* – Overtime Result ** – Shootout

Goals by Period	1st	2nd	3rd	OT	Total
COYOTES	1	1	1	0	3
FLYERS	1	0	2	1	4

Shots by Period	1st	2nd	3rd	OT	Total
COYOTES	12	10	6	0	28
FLYERS	10	10	12	2	34

INDIVIDUAL SCORING

COYOTES

Player	GP	G	A	P	+/-	PIM	PP	SH	GW	GT	EN	S	S%
MARTIN HANZAL	1	1	1	2	0	0	0	0	0	0	0	2	50.0
DANIEL CARCILLO	1	1	0	1	-1	0	1	0	0	0	0	3	33.3
TODD FEDORUK	1	1	0	1	1	2	0	0	0	0	0	3	33.3
MIKKEL BOEDKER	1	0	1	1	0	0	0	0	0	0	0	0	0.0
ZBYNEK MICHALEK	1	0	1	1	0	0	0	0	0	0	0	1	0.0
KEVIN PORTER	1	0	1	1	1	0	0	0	0	0	0	0	0.0
SHANE DOAN	1	0	0	0	-1	0	0	0	0	0	0	2	0.0
DAVID HALE	1	0	0	0	0	0	0	0	0	0	0	0	0.0
OLLI JOKINEN	1	0	0	0	0	2	0	0	0	0	0	2	0.0
ED JOVANOVSKI	1	0	0	0	-1	2	0	0	0	0	0	2	0.0
KEN KLEE	1	0	0	0	0	0	0	0	0	0	0	1	0.0
ENVER LISIN	1	0	0	0	-1	0	0	0	0	0	0	4	0.0
PETER MUELLER	1	0	0	0	0	0	0	0	0	0	0	0	0.0
STEVEN REINPRECHT	1	0	0	0	-1	0	0	0	0	0	0	2	0.0
KURT SAUER	1	0	0	0	1	0	0	0	0	0	0	1	0.0
VIKTOR TIKHONOV	1	0	0	0	0	0	0	0	0	0	0	1	0.0
KYLE TURRIS	1	0	0	0	0	0	0	0	0	0	0	2	0.0
KEITH YANDLE	1	0	0	0	-2	0	0	0	0	0	0	2	0.0

Power Play:	1-8	12.50%
Penalty Killing:	2-3	66.70%

FLYERS

Player	GP	G	A	P	+/-	PIM	PP	SH	GW	GT	EN	S	S%
JEFF CARTER	1	1	1	2	3	2	0	0	0	0	0	7	14.3
MIKE RICHARDS	1	1	1	2	2	4	0	0	1	0	0	4	25.0
SIMON GAGNE	1	0	2	2	1	0	0	0	0	0	0	0	0.0
SCOTT HARTNELL	1	1	0	1	0	2	0	0	0	0	0	4	25.0
MIKE KNUBLE	1	1	0	1	1	0	1	0	0	0	0	3	33.3
KIMMO TIMONEN	1	0	1	1	0	2	0	0	0	0	0	0	0.0
ANDREW ALBERTS	1	0	0	0	-1	0	0	0	0	0	0	0	0.0
ARRON ASHAM	1	0	0	0	0	0	0	0	0	0	0	0	0.0
MATTHEW CARLE	1	0	0	0	1	0	0	0	0	0	0	5	0.0
BRAYDON COBURN	1	0	0	0	2	0	0	0	0	0	0	0	0.0
JOSH GRATTON	1	0	0	0	0	0	0	0	0	0	0	1	0.0
JONATHON KALINSKI	1	0	0	0	-1	0	0	0	0	0	0	0	0.0
LASSE KUKKONEN	1	0	0	0	0	2	0	0	0	0	0	3	0.0
JOFFREY LUPUL	1	0	0	0	-1	2	0	0	0	0	0	1	0.0
GLEN METROPOLIT	1	0	0	0	-1	0	0	0	0	0	0	0	0.0
ANDREAS NODL	1	0	0	0	0	2	0	0	0	0	0	2	0.0
LUCA SBISA	1	0	0	0	0	0	0	0	0	0	0	2	0.0
SCOTTIE UPSHALL	1	0	0	0	-1	0	0	0	0	0	0	2	0.0

Power Play:	1-3	33.30%
Penalty Killing:	7-8	87.50%

GOALTENDING

COYOTES

Goalie	GP	MIN	W-L-OT	SO	GA	SA	SV	GAA	SV%
MIKAEL TELLQVIST	1	61	0-0-1	0	4	34	30	3.91	0.882

FLYERS

Goalie	GP	MIN	W-L-OT	SO	GA	SA	SV	GAA	SV%
MARTIN BIRON	1	61	1-0-0	0	3	28	25	2.93	0.893

THE LAST TIME VS THE FLYERS…

Last Home Win:	March 12, 2007 (4-0)
Last Home Loss:	October 18, 2003 (5-4)
Last Home Tie:	April 4, 1994 (2-2)
Last Road Win:	December 18, 2007 (3-2)
Last Road Loss:	November 22, 2008 (4-3 OT)
Last Road Tie:	None

ALL TIME VS THE FLYERS…

	GP	W	L	T	OL	GF	GA	PTS
Home	32	14	16	2	0	103	106	30
Road	33	9	23	0	1	89	140	19
Overall	65	23	39	2	1	192	246	49

SEE RECORDS SECTION FOR "ALL TIME VS THE FLYERS" BREAKDOWN

PITTSBURGH PENGUINS

2008-09 SEASON SERIES – WON: 1 LOST: 0 OT: 0

AT PHOENIX					Attend	Goaltenders	W Goal
30 Oct '08	Coyotes	4	Penguins	1	15,178	Bryzgalov vs Fleury	Shane Doan

AT PITTSBURGH	Attend	Goaltenders	W Goal
No Games			

* – Overtime Result ** – Shootout

Goals by Period	1st	2nd	3rd	OT	Total
COYOTES	0	2	2	0	4
PENGUINS	0	1	0	0	1

Shots by Period	1st	2nd	3rd	OT	Total
COYOTES	12	8	10	0	30
PENGUINS	2	18	8	0	28

INDIVIDUAL SCORING

COYOTES

Player	GP	G	A	P	+/-	PIM	PP	SH	GW	GT	EN	S	S%
SHANE DOAN	1	2	1	3	2	0	1	0	1	0	1	5	40.0
ZBYNEK MICHALEK	1	0	2	2	3	2	0	0	0	0	0	1	0.0
STEVEN REINPRECHT	1	0	2	2	2	0	0	0	0	0	0	2	0.0
OLLI JOKINEN	1	1	0	1	2	0	0	0	0	0	0	7	14.3
KEVIN PORTER	1	1	0	1	1	0	0	0	0	0	0	2	50.0
MIKKEL BOEDKER	1	0	1	1	1	0	0	0	0	0	0	1	0.0
PETER MUELLER	1	0	1	1	1	0	0	0	0	0	0	1	0.0
VIKTOR TIKHONOV	1	0	1	1	1	0	0	0	0	0	0	0	0.0
DANIEL CARCILLO	1	0	0	0	0	2	0	0	0	0	0	0	0.0
TODD FEDORUK	1	0	0	0	0	0	0	0	0	0	0	1	0.0
DAVID HALE	1	0	0	0	0	2	0	0	0	0	0	2	0.0
MARTIN HANZAL	1	0	0	0	0	0	0	0	0	0	0	0	0.0
ED JOVANOVSKI	1	0	0	0	0	0	0	0	0	0	0	3	0.0
KEN KLEE	1	0	0	0	0	0	0	0	0	0	0	1	0.0
DEREK MORRIS	1	0	0	0	0	0	0	0	0	0	0	0	0.0
KURT SAUER	1	0	0	0	2	2	0	0	0	0	0	0	0.0
KYLE TURRIS	1	0	0	0	0	0	0	0	0	0	0	1	0.0
DANIEL WINNIK	1	0	0	0	0	0	0	0	0	0	0	3	0.0

Power Play:	1-4	25.00%
Penalty Killing:	4-5	80.00%

PENGUINS

Player	GP	G	A	P	+/-	PIM	PP	SH	GW	GT	EN	S	S%
MIROSLAV SATAN	1	1	0	1	0	12	1	0	0	0	0	4	25.0
RUSLAN FEDOTENKO	1	0	1	1	-1	0	0	0	0	0	0	2	0.0
EVGENI MALKIN	1	0	1	1	-1	0	0	0	0	0	0	10	0.0
MATT COOKE	1	0	0	0	0	0	0	0	0	0	0	1	0.0
SIDNEY CROSBY	1	0	0	0	-1	0	0	0	0	0	0	1	0.0
MARK EATON	1	0	0	0	-2	2	0	0	0	0	0	1	0.0
HAL GILL	1	0	0	0	0	0	0	0	0	0	0	0	0.0
ERIC GODARD	1	0	0	0	0	0	0	0	0	0	0	0	0.0
ALEX GOLIGOSKI	1	0	0	0	-2	0	0	0	0	0	0	1	0.0
TYLER KENNEDY	1	0	0	0	-1	0	0	0	0	0	0	1	0.0
KRISTOPHER LETANG	1	0	0	0	-1	0	0	0	0	0	0	1	0.0
CHRISTOPHER MINARD	1	0	0	0	-1	0	0	0	0	0	0	1	0.0
BROOKS ORPIK	1	0	0	0	-2	2	0	0	0	0	0	2	0.0
ROB SCUDERI	1	0	0	0	0	0	0	0	0	0	0	0	0.0
JORDAN STAAL	1	0	0	0	-1	2	0	0	0	0	0	0	0.0
PETR SYKORA	1	0	0	0	-1	0	0	0	0	0	0	0	0.0
MAXIME TALBOT	1	0	0	0	-2	0	0	0	0	0	0	1	0.0
MICHAEL ZIGOMANIS	1	0	0	0	0	0	0	0	0	0	0	2	0.0

Power Play:	1-5	20.00%
Penalty Killing:	3-4	75.00%

GOALTENDING

COYOTES

Goalie	GP	MIN	W-L-OT	SO	GA	SA	SV	GAA	SV%
ILYA BRYZGALOV	1	60	1-0-0	0	1	28	27	1.00	0.964

PENGUINS

Goalie	GP	MIN	W-L-OT	SO	GA	SA	SV	GAA	SV%
MARC-ANDRE FLEURY	1	60	0-1-0	0	3	29	26	3.01	0.897

THE LAST TIME VS THE PENGUINS…

Last Home Win:	October 30, 2008 (4-1)
Last Home Loss:	January 27, 2007 (7-2)
Last Home Tie:	December 12, 1997 (2-2)
Last Road Win:	March 4, 2003 (4-1)
Last Road Loss:	December 3, 2007 (3-1)
Last Road Tie:	None

ALL TIME VS THE PENGUINS…

	GP	W	L	T	OL	GF	GA	PTS
Home	33	15	14	3	1	122	115	34
Road	31	10	21	0	0	87	123	20
Overall	64	25	35	3	1	209	238	54

SEE RECORDS SECTION FOR "ALL TIME VS THE PENGUINS" BREAKDOWN

SAN JOSE SHARKS

2008-09 SEASON SERIES – WON: 3 LOST: 3 OT: 0

AT PHOENIX					Attend	Goaltenders	W Goal
17 Mar '09	Coyotes	4	Sharks	3	15,563	Bryzgalov vs Nabokov, Boucher	Shane Doan
29 Nov '08	Coyotes	2	Sharks	3	14,007	Bryzgalov, Tellqvist vs Nabokov	Joe Pavelski
9 Nov '08	Coyotes	4	Sharks	2	15,056	Bryzgalov vs Boucher	Peter Mueller

AT SAN JOSE					Attend	Goaltenders	W Goal
9 Apr '09	Coyotes	4	Sharks	1	17,496	Montoya vs Nabokov	Ed Jovanovski
28 Mar '09	Coyotes	2	Sharks	3	17,496	Bryzgalov vs Nabokov	Joe Pavelski
29 Jan '09	Coyotes	0	Sharks	2	17,496	Bryzgalov vs Nabokov	Christian Ehrhoff

* – Overtime Result ** – Shootout

Goals by Period	1st	2nd	3rd	OT	Total
COYOTES	9	4	3	0	16
SHARKS	4	4	6	0	14

Shots by Period	1st	2nd	3rd	OT	Total
COYOTES	47	48	43	0	138
SHARKS	45	60	88	0	193

INDIVIDUAL SCORING

COYOTES

Player	GP	G	A	P	+/-	PIM	PP	SH	GW	GT	EN	S	S%
SHANE DOAN	6	1	7	8	1	2	1	0	1	0	0	15	6.7
PETER MUELLER	5	2	4	6	4	0	1	0	1	0	0	6	33.3
KYLE TURRIS	5	3	2	5	0	0	2	0	0	0	0	6	50.0
OLLI JOKINEN	2	2	1	3	0	0	1	0	0	0	1	9	22.2
ED JOVANOVSKI	6	1	2	3	0	4	1	0	1	0	0	9	11.1
ZBYNEK MICHALEK	6	1	2	3	3	8	0	0	0	0	0	6	16.7
MATTHEW LOMBARDI	3	1	2	3	0	4	0	0	0	0	0	5	20.0
SCOTTIE UPSHALL	3	1	2	3	1	0	0	0	0	0	0	7	14.3
DMITRI KALININ	3	1	1	2	-2	4	1	0	0	0	0	2	50.0
MARTIN HANZAL	6	0	2	2	0	7	0	0	0	0	0	10	0.0
KURT SAUER	5	1	0	1	3	4	0	0	0	0	0	6	16.7
VIKTOR TIKHONOV	4	1	0	1	0	0	0	0	0	0	0	1	100.0
DEREK MORRIS	3	1	0	1	-1	0	0	0	0	0	0	3	33.3
TODD FEDORUK	6	0	1	1	-1	9	0	0	0	0	0	2	0.0
JOAKIM LINDSTROM	2	0	1	1	1	2	0	0	0	0	0	5	0.0
KEITH YANDLE	6	0	0	0	-3	2	0	0	0	0	0	6	0.0
KEN KLEE	5	0	0	0	0	2	0	0	0	0	0	5	0.0
STEVEN REINPRECHT	5	0	0	0	-2	0	0	0	0	0	0	5	0.0
DANIEL WINNIK	5	0	0	0	-1	17	0	0	0	0	0	4	0.0
MIKKEL BOEDKER	4	0	0	0	-1	0	0	0	0	0	0	6	0.0
DANIEL CARCILLO	3	0	0	0	-1	10	0	0	0	0	0	3	0.0
ENVER LISIN	3	0	0	0	-1	2	0	0	0	0	0	4	0.0
PETR PRUCHA	3	0	0	0	1	0	0	0	0	0	0	4	0.0
DAVID HALE	2	0	0	0	0	2	0	0	0	0	0	1	0.0
BRANDON PRUST	2	0	0	0	-1	5	0	0	0	0	0	2	0.0
NIGEL DAWES	1	0	0	0	0	0	0	0	0	0	0	2	0.0
STEVEN GOERTZEN	1	0	0	0	0	0	0	0	0	0	0	1	0.0
BRIAN MCGRATTAN	1	0	0	0	0	5	0	0	0	0	0	0	0.0
GARTH MURRAY	1	0	0	0	0	5	0	0	0	0	0	2	0.0
KEVIN PORTER	1	0	0	0	-1	0	0	0	0	0	0	1	0.0

Power Play:	7-27	25.90%
Penalty Killing:	20-25	80.00%

SHARKS

Player	GP	G	A	P	+/-	PIM	PP	SH	GW	GT	EN	S	S%
ROB BLAKE	5	1	4	5	-1	29	0	0	0	0	0	11	9.1
RYANE CLOWE	5	1	3	4	-2	5	1	0	0	0	0	9	11.1
JOE PAVELSKI	6	3	0	3	-2	0	1	0	2	0	0	20	15.0
JOE THORNTON	6	2	1	3	0	8	1	0	0	0	0	12	16.7
CHRISTIAN EHRHOFF	5	1	2	3	0	6	1	0	1	0	0	12	8.3
MARCEL GOC	5	1	2	3	2	4	0	0	0	0	1	10	10.0
MILAN MICHALEK	6	0	3	3	-1	4	0	0	0	0	0	12	0.0
DEVIN SETOGUCHI	6	0	3	3	0	5	0	0	0	0	0	14	0.0
PATRICK MARLEAU	6	1	1	2	-2	2	0	0	0	0	0	16	6.2
JONATHAN CHEECHOO	2	0	2	2	2	2	0	0	0	0	0	6	0.0
JODY SHELLEY	6	1	0	1	1	7	0	0	0	0	0	4	25.0
DAN BOYLE	5	1	0	1	-1	6	1	0	0	0	0	13	7.7
TRAVIS MOEN	3	1	0	1	1	10	0	0	0	0	0	5	20.0
TOM CAVANAGH	1	1	0	1	1	2	0	0	0	0	0	1	100.0
MARC-EDOUARD VLASIC	6	0	1	1	1	6	0	0	0	0	0	6	0.0
ALEXEI SEMENOV	5	0	1	1	2	2	0	0	0	0	0	5	0.0
MIKE GRIER	4	0	1	1	2	0	0	0	0	0	0	11	0.0
BRAD LUKOWICH	4	0	1	1	0	0	0	0	0	0	0	5	0.0
TOMAS PLIHAL	4	0	1	1	0	2	0	0	0	0	0	1	0.0
DOUGLAS MURRAY	5	0	0	0	-1	8	0	0	0	0	0	5	0.0
JEREMY ROENICK	4	0	0	0	0	0	0	0	0	0	0	8	0.0
BRAD STAUBITZ	3	0	0	0	0	12	0	0	0	0	0	3	0.0
JAMIE MCGINN	2	0	0	0	-1	0	0	0	0	0	0	1	0.0
RILEY ARMSTRONG	1	0	0	0	0	0	0	0	0	0	0	1	0.0
DEREK JOSLIN	1	0	0	0	0	0	0	0	0	0	0	1	0.0
CLAUDE LEMIEUX	1	0	0	0	0	0	0	0	0	0	0	0	0.0
RYAN VESCE	1	0	0	0	-1	0	0	0	0	0	0	1	0.0

Power Play:	5-25	20.00%
Penalty Killing:	20-27	74.10%

GOALTENDING

COYOTES

Goalie	GP	MIN	W-L-OT	SO	GA	SA	SV	GAA	SV%
ILYA BRYZGALOV	5	243	2-2-0	0	11	130	119	2.72	0.915
AL MONTOYA	1	60	1-0-0	0	1	41	40	1.00	0.976
MIKAEL TELLQVIST	1	54	0-1-0	0	1	21	20	1.11	0.952

SHARKS

Goalie	GP	MIN	W-L-OT	SO	GA	SA	SV	GAA	SV%
EVGENI NABOKOV	5	260	3-1-0	1	11	97	86	2.54	0.887
BRIAN BOUCHER	2	99	0-2-0	0	4	40	36	2.41	0.900

THE LAST TIME VS THE SHARKS…

Last Home Win:	March 17, 2009 (4-3)
Last Home Loss:	November 29, 2008 (3-2)
Last Home Tie:	October 19, 1995 (3-3)
Last Road Win:	April 9, 2009 (4-1)
Last Road Loss:	March 28, 2009 (3-2)
Last Road Tie:	October 25, 2003 (4-4)

ALL TIME VS THE SHARKS…

	GP	W	L	T	OL	GF	GA	PTS
Home	50	25	19	3	3	153	143	56
Road	47	20	23	4	0	134	157	44
Overall	97	45	42	7	3	287	300	100

SEE RECORDS SECTION FOR "ALL TIME VS THE SHARKS" BREAKDOWN

ST. LOUIS BLUES

2008-09 SEASON SERIES – WON: 0 LOST: 4 OT: 0

AT PHOENIX					Attend	Goaltenders	W Goal
7 Apr '09	Coyotes	1	Blues	5	13,761	Bryzgalov, Montoya vs Mason	Brad Winchester
28 Feb '09	Coyotes	1	Blues	3	15,893	Bryzgalov vs Mason	David Perron

AT ST. LOUIS					Attend	Goaltenders	W Goal
24 Feb '09	Coyotes	1	Blues	2	17,512	Bryzgalov vs Mason	Jay McClement
6 Dec '08	Coyotes	3	Blues	4	19,150	Bryzgalov vs Legace	Brandon Crombeen

* – Overtime Result ** – Shootout

Goals by Period	1st	2nd	3rd	OT	Total
COYOTES	3	2	1	0	6
BLUES	2	9	3	0	14

Shots by Period	1st	2nd	3rd	OT	Total
COYOTES	42	23	42	0	107
BLUES	34	54	20	0	108

INDIVIDUAL SCORING

COYOTES

Player	GP	G	A	P	+/-	PIM	PP	SH	GW	GT	EN	S	S%
SHANE DOAN	4	2	1	3	-2	15	0	0	0	0	0	10	20.0
STEVEN REINPRECHT	4	0	3	3	1	0	0	0	0	0	0	5	0.0
KEITH YANDLE	3	0	3	3	-1	2	0	0	0	0	0	6	0.0
PETER MUELLER	4	0	2	2	-3	2	0	0	0	0	0	4	0.0
ED JOVANOVSKI	4	1	0	1	-5	4	0	0	0	0	0	7	14.3
OLLI JOKINEN	2	1	0	1	-2	0	1	0	0	0	0	6	16.7
KYLE TURRIS	2	1	0	1	-2	0	1	0	0	0	0	6	16.7
SCOTTIE UPSHALL	1	1	0	1	-1	2	0	0	0	0	0	4	25.0
ZBYNEK MICHALEK	4	0	1	1	-4	0	0	0	0	0	0	7	0.0
JOAKIM LINDSTROM	2	0	1	1	0	0	0	0	0	0	0	2	0.0
MATTHEW LOMBARDI	1	0	1	1	-1	0	0	0	0	0	0	4	0.0
MIKKEL BOEDKER	4	0	0	0	-2	0	0	0	0	0	0	8	0.0
MARTIN HANZAL	4	0	0	0	-2	2	0	0	0	0	0	2	0.0
KEN KLEE	4	0	0	0	-3	2	0	0	0	0	0	4	0.0
KURT SAUER	4	0	0	0	-3	0	0	0	0	0	0	3	0.0
VIKTOR TIKHONOV	4	0	0	0	-1	2	0	0	0	0	0	6	0.0
DANIEL CARCILLO	3	0	0	0	-1	12	0	0	0	0	0	5	0.0
TODD FEDORUK	3	0	0	0	-1	5	0	0	0	0	0	2	0.0
DANIEL WINNIK	3	0	0	0	-3	0	0	0	0	0	0	1	0.0
STEVEN GOERTZEN	2	0	0	0	-1	5	0	0	0	0	0	0	0.0
DAVID HALE	2	0	0	0	0	0	0	0	0	0	0	0	0.0
ENVER LISIN	2	0	0	0	-1	2	0	0	0	0	0	4	0.0
DEREK MORRIS	2	0	0	0	-1	0	0	0	0	0	0	2	0.0
NIGEL DAWES	1	0	0	0	0	0	0	0	0	0	0	4	0.0
DMITRI KALININ	1	0	0	0	1	0	0	0	0	0	0	4	0.0
KEVIN PORTER	1	0	0	0	-1	0	0	0	0	0	0	0	0.0
PETR PRUCHA	1	0	0	0	0	0	0	0	0	0	0	1	0.0

Power Play:	2-14	14.30%
Penalty Killing:	6-8	75.00%

BLUES

Player	GP	G	A	P	+/-	PIM	PP	SH	GW	GT	EN	S	S%
KEITH TKACHUK	4	2	3	5	2	0	0	0	0	0	0	5	40.0
JAY MCCLEMENT	4	2	2	4	3	0	0	1	1	0	0	11	18.2
DAVID BACKES	4	1	3	4	1	6	0	0	0	0	0	7	14.3
BRAD BOYES	4	0	4	4	2	0	0	0	0	0	0	4	0.0
BRANDON CROMBEEN	4	3	0	3	2	16	0	0	1	0	0	9	33.3
DAVID PERRON	4	3	0	3	2	0	1	0	1	0	0	6	50.0
PATRIK BERGLUND	4	1	2	3	1	0	1	0	0	0	0	10	10.0
ALEXANDER STEEN	4	0	3	3	3	0	0	0	0	0	0	10	0.0
T.J. OSHIE	4	0	2	2	2	4	0	0	0	0	0	6	0.0
BRAD WINCHESTER	4	1	0	1	1	7	0	0	1	0	0	2	50.0
ANDY MCDONALD	3	1	0	1	2	0	0	0	0	0	0	9	11.1
CARLO COLAIACOVO	4	0	1	1	1	2	0	0	0	0	0	6	0.0
JAY MCKEE	4	0	1	1	3	2	0	0	0	0	0	5	0.0
ROMAN POLAK	4	0	1	1	3	5	0	0	0	0	0	3	0.0
JEFF WOYWITKA	4	0	1	1	4	4	0	0	0	0	0	2	0.0
ERIC BREWER	1	0	1	1	0	2	0	0	0	0	0	2	0.0
BARRET JACKMAN	4	0	0	0	5	2	0	0	0	0	0	4	0.0
MIKE WEAVER	3	0	0	0	0	2	0	0	0	0	0	1	0.0
CAM JANSSEN	2	0	0	0	1	2	0	0	0	0	0	2	0.0
DAN HINOTE	1	0	0	0	0	15	0	0	0	0	0	0	0.0
CAM PADDOCK	1	0	0	0	0	0	0	0	0	0	0	1	0.0
YAN STASTNY	1	0	0	0	0	0	0	0	0	0	0	3	0.0

Power Play:	2-8	25.00%
Penalty Killing:	12-14	85.70%

GOALTENDING

COYOTES

Goalie	GP	MIN	W-L-OT	SO	GA	SA	SV	GAA	SV%
ILYA BRYZGALOV	4	218	0-4-0	0	13	105	92	3.57	0.876
AL MONTOYA	1	20	0-0-0	0	1	3	2	3.04	0.667

BLUES

Goalie	GP	MIN	W-L-OT	SO	GA	SA	SV	GAA	SV%
CHRIS MASON	3	179	3-0-0	0	3	81	78	1.00	0.963
MANNY LEGACE	1	60	1-0-0	0	3	26	23	3.00	0.885

THE LAST TIME VS THE BLUES…

Last Home Win:	February 24, 2008 (2-0)
Last Home Loss:	April 7, 2009 (5-1)
Last Home Tie:	December 20, 2002 (3-3)
Last Road Win:	February 28, 2008 (2-1)
Last Road Loss:	February 24, 2009 (2-1)
Last Road Tie:	December 20, 2003 (1-1)

ALL TIME VS THE BLUES…

	GP	W	L	T	OL	GF	GA	PTS
Home	59	30	22	7	0	189	184	67
Road	58	19	28	11	0	159	196	49
Overall	117	49	50	18	0	348	380	116

SEE RECORDS SECTION FOR "ALL TIME VS THE BLUES" BREAKDOWN

TAMPA BAY LIGHTNING

2008-09 SEASON SERIES – WON: 1 LOST: 0 OT: 0

vs.

AT PHOENIX					Attend	Goaltenders	W Goal
8 Jan '09	Coyotes	3	Lightning	2	13,736	Bryzgalov vs Smith	Kyle Turris

AT TAMPA BAY	Attend	Goaltenders	W Goal
No Games			

* – Overtime Result ** – Shootout

Goals by Period	1st	2nd	3rd	OT	Total
COYOTES	1	1	1	0	3
LIGHTNING	1	1	0	0	2

Shots by Period	1st	2nd	3rd	OT	Total
COYOTES	8	11	8	0	27
LIGHTNING	9	9	6	0	24

INDIVIDUAL SCORING

COYOTES

Player	GP	G	A	P	+/-	PIM	PP	SH	GW	GT	EN	S	S%
SHANE DOAN	1	0	2	2	1	0	0	0	0	0	0	2	0.0
OLLI JOKINEN	1	1	0	1	1	0	0	0	0	0	0	3	33.3
PETER MUELLER	1	1	0	1	0	0	1	0	0	0	0	4	25.0
KYLE TURRIS	1	1	0	1	1	0	0	0	1	0	0	2	50.0
DAVID HALE	1	0	1	1	0	0	0	0	0	0	0	0	0.0
ED JOVANOVSKI	1	0	1	1	1	0	0	0	0	0	0	3	0.0
ZBYNEK MICHALEK	1	0	1	1	1	0	0	0	0	0	0	1	0.0
STEVEN REINPRECHT	1	0	1	1	2	0	0	0	0	0	0	0	0.0
MIKKEL BOEDKER	1	0	0	0	1	0	0	0	0	0	0	0	0.0
DANIEL CARCILLO	1	0	0	0	-1	0	0	0	0	0	0	0	0.0
TODD FEDORUK	1	0	0	0	-1	0	0	0	0	0	0	1	0.0
MARTIN HANZAL	1	0	0	0	0	0	0	0	0	0	0	3	0.0
ENVER LISIN	1	0	0	0	0	2	0	0	0	0	0	1	0.0
DEREK MORRIS	1	0	0	0	0	0	0	0	0	0	0	2	0.0
GARTH MURRAY	1	0	0	0	-1	0	0	0	0	0	0	1	0.0
KURT SAUER	1	0	0	0	0	0	0	0	0	0	0	2	0.0
VIKTOR TIKHONOV	1	0	0	0	0	0	0	0	0	0	0	2	0.0
KEITH YANDLE	1	0	0	0	0	0	0	0	0	0	0	0	0.0

Power Play:	1-3	33.30%
Penalty Killing:	1-2	50.00%

LIGHTNING

Player	GP	G	A	P	+/-	PIM	PP	SH	GW	GT	EN	S	S%
JEFF HALPERN	1	1	1	2	0	0	1	0	0	0	0	5	20.0
ANDREJ MESZAROS	1	1	0	1	0	2	0	0	0	0	0	1	100.0
VACLAV PROSPAL	1	0	1	1	-1	0	0	0	0	0	0	0	0.0
MARK RECCHI	1	0	1	1	0	0	0	0	0	0	0	1	0.0
EVGENY ARTYUKHIN	1	0	0	0	0	0	0	0	0	0	0	2	0.0
RYAN CRAIG	1	0	0	0	0	0	0	0	0	0	0	0	0.0
STEVE EMINGER	1	0	0	0	0	0	0	0	0	0	0	1	0.0
ADAM HALL	1	0	0	0	0	0	0	0	0	0	0	1	0.0
JUSSI JOKINEN	1	0	0	0	0	2	0	0	0	0	0	2	0.0
LUKAS KRAJICEK	1	0	0	0	-1	0	0	0	0	0	0	2	0.0
VINCENT LECAVALIER	1	0	0	0	-1	0	0	0	0	0	0	2	0.0
MAREK MALIK	1	0	0	0	0	0	0	0	0	0	0	0	0.0
RYAN MALONE	1	0	0	0	0	2	0	0	0	0	0	1	0.0
MATT PETTINGER	1	0	0	0	0	0	0	0	0	0	0	1	0.0
PAUL RANGER	1	0	0	0	-1	0	0	0	0	0	0	2	0.0
MATT SMABY	1	0	0	0	0	0	0	0	0	0	0	0	0.0
MARTIN ST. LOUIS	1	0	0	0	-1	0	0	0	0	0	0	1	0.0
STEVEN STAMKOS	1	0	0	0	0	0	0	0	0	0	0	2	0.0

Power Play:	1-2	50.00%
Penalty Killing:	2-3	66.70%

GOALTENDING

COYOTES

Goalie	GP	MIN	W-L-OT	SO	GA	SA	SV	GAA	SV%
ILYA BRYZGALOV	1	60	1-0-0	0	2	24	22	2.00	0.917

LIGHTNING

Goalie	GP	MIN	W-L-OT	SO	GA	SA	SV	GAA	SV%
MIKE SMITH	1	59	0-1-0	0	3	27	24	3.03	0.889

THE LAST TIME VS THE LIGHTNING…

Last Home Win:	January 8, 2009 (3-2)
Last Home Loss:	December 15, 2005 (3-1)
Last Home Tie:	None
Last Road Win:	February 13, 2001 (5-2)
Last Road Loss:	February 13, 2007 (5-3)
Last Road Tie:	None

ALL TIME VS THE LIGHTNING…

	GP	W	L	T	OL	GF	GA	PTS
Home	13	7	6	0	0	32	31	14
Road	11	5	6	0	0	36	38	10
Overall	24	12	12	0	0	68	69	24

SEE RECORDS SECTION FOR "ALL TIME VS THE LIGHTNING" BREAKDOWN

TORONTO MAPLE LEAFS

2008-09 SEASON SERIES – WON: 1 LOST: 0 OT: 0

AT PHOENIX					Attend	Goaltenders	W Goal
4 Dec '08	Coyotes	6	Maple Leafs	3	13,777	Bryzgalov, Tellqvist vs Toskala	Steven Reinprecht

AT TORONTO	Attend	Goaltenders	W Goal
No Games			

* – Overtime Result ** – Shootout

Goals by Period	1st	2nd	3rd	OT	Total
COYOTES	2	1	3	0	6
MAPLE LEAFS	2	1	0	0	3

Shots by Period	1st	2nd	3rd	OT	Total
COYOTES	5	10	11	0	26
MAPLE LEAFS	4	5	9	0	18

INDIVIDUAL SCORING

COYOTES

Player	GP	G	A	P	+/-	PIM	PP	SH	GW	GT	EN	S	S%
MARTIN HANZAL	1	3	0	3	3	0	0	1	0	0	0	4	75.0
STEVEN REINPRECHT	1	2	0	2	1	0	0	0	1	0	0	2	100.0
ED JOVANOVSKI	1	0	2	2	1	0	0	0	0	0	0	2	0.0
DEREK MORRIS	1	0	2	2	1	0	0	0	0	0	0	3	0.0
TODD FEDORUK	1	1	0	1	0	0	0	0	0	0	0	1	100.0
MIKKEL BOEDKER	1	0	1	1	3	2	0	0	0	0	0	0	0.0
SHANE DOAN	1	0	1	1	2	2	0	0	0	0	0	1	0.0
KEN KLEE	1	0	1	1	1	2	0	0	0	0	0	0	0.0
ZBYNEK MICHALEK	1	0	1	1	1	0	0	0	0	0	0	2	0.0
PETER MUELLER	1	0	1	1	1	0	0	0	0	0	0	2	0.0
VIKTOR TIKHONOV	1	0	1	1	0	0	0	0	0	0	0	1	0.0
DANIEL CARCILLO	1	0	0	0	-1	12	0	0	0	0	0	3	0.0
ENVER LISIN	1	0	0	0	-1	0	0	0	0	0	0	0	0.0
KEVIN PORTER	1	0	0	0	-1	2	0	0	0	0	0	2	0.0
KURT SAUER	1	0	0	0	1	0	0	0	0	0	0	1	0.0
KYLE TURRIS	1	0	0	0	0	0	0	0	0	0	0	0	0.0
DANIEL WINNIK	1	0	0	0	2	0	0	0	0	0	0	1	0.0
KEITH YANDLE	1	0	0	0	1	0	0	0	0	0	0	1	0.0

Power Play: 0-4 0.00%
Penalty Killing: 4-4 100.00%

MAPLE LEAFS

Player	GP	G	A	P	+/-	PIM	PP	SH	GW	GT	EN	S	S%
JASON BLAKE	1	1	2	3	0	0	0	0	0	0	0	5	20.0
ALEXEI PONIKAROVSKY	1	2	0	2	1	0	0	0	0	0	0	2	100.0
DOMINIC MOORE	1	0	2	2	1	0	0	0	0	0	0	2	0.0
JEFF FINGER	1	0	1	1	-1	0	0	0	0	0	0	0	0.0
NIK ANTROPOV	1	0	0	0	-1	0	0	0	0	0	0	1	0.0
ANDRE DEVEAUX	1	0	0	0	-1	12	0	0	0	0	0	0	0.0
MIKHAIL GRABOVSKI	1	0	0	0	-2	0	0	0	0	0	0	0	0.0
NIKLAS HAGMAN	1	0	0	0	-2	0	0	0	0	0	0	1	0.0
RYAN HOLLWEG	1	0	0	0	-1	0	0	0	0	0	0	0	0.0
TOMAS KABERLE	1	0	0	0	-3	0	0	0	0	0	0	0	0.0
PAVEL KUBINA	1	0	0	0	-1	0	0	0	0	0	0	1	0.0
NIKOLAI KULEMIN	1	0	0	0	0	0	0	0	0	0	0	1	0.0
JOHN MITCHELL	1	0	0	0	-1	4	0	0	0	0	0	1	0.0
LUKE SCHENN	1	0	0	0	0	0	0	0	0	0	0	2	0.0
MATT STAJAN	1	0	0	0	-2	2	0	0	0	0	0	0	0.0
LEE STEMPNIAK	1	0	0	0	-1	0	0	0	0	0	0	0	0.0
ANTON STRALMAN	1	0	0	0	0	0	0	0	0	0	0	0	0.0
IAN WHITE	1	0	0	0	-1	0	0	0	0	0	0	2	0.0

Power Play: 0-4 0.00%
Penalty Killing: 4-4 100.00%

GOALTENDING

COYOTES

Goalie	GP	MIN	W-L-OT	SO	GA	SA	SV	GAA	SV%
ILYA BRYZGALOV	1	20	1-0-0	0	0	9	9	0.00	1.000
MIKAEL TELLQVIST	1	40	0-0-0	0	3	9	6	4.51	0.667

MAPLE LEAFS

Goalie	GP	MIN	W-L-OT	SO	GA	SA	SV	GAA	SV%
VESA TOSKALA	1	60	0-1-0	0	6	26	20	6.00	0.769

THE LAST TIME VS THE MAPLE LEAFS…

Last Home Win:	December 4, 2008 (6-3)
Last Home Loss:	October 23, 2003 (5-4)
Last Home Tie:	March 27, 1997 (1-1)
Last Road Win:	January 14, 2006 (4-3)
Last Road Loss:	October 17, 2002 (5-3)
Last Road Tie:	March 13, 1996 (3-3)

ALL TIME VS THE MAPLE LEAFS…

	GP	W	L	T	OL	GF	GA	PTS
Home	41	22	13	6	0	172	146	50
Road	44	22	20	2	0	165	160	46
Overall	85	44	33	8	0	337	306	96

SEE RECORDS SECTION FOR "ALL TIME VS THE MAPLE LEAFS" BREAKDOWN

VANCOUVER CANUCKS

vs.

2008-09 SEASON SERIES – WON: 2 LOST: 2 OT: 0

AT PHOENIX					Attend	Goaltenders	W Goal
21 Mar '09	Coyotes	5	Canucks	1	17,125	Bryzgalov vs Luongo, LaBarbera	Shane Doan
12 Feb '09	Coyotes	3	Canucks	4	14,872	Bryzgalov vs Luongo	Henrik Sedin

AT VANCOUVER					Attend	Goaltenders	W Goal
15 Jan '09	Coyotes	4	Canucks	1	18,630	Bryzgalov vs Luongo	Joakim Lindstrom
6 Nov '08	Coyotes	0	Canucks	1	18,630	Bryzgalov vs Luongo	Kevin Bieksa

* – Overtime Result ** – Shootout

Goals by Period	1st	2nd	3rd	OT	Total
COYOTES	5	6	1	0	12
CANUCKS	1	1	5	0	7

Shots by Period	1st	2nd	3rd	OT	Total
COYOTES	36	41	45	0	122
CANUCKS	38	45	49	0	132

INDIVIDUAL SCORING

COYOTES

Player	GP	G	A	P	+/-	PIM	PP	SH	GW	GT	EN	S	S%
SHANE DOAN	4	1	2	3	3	2	0	0	1	0	0	14	7.1
STEVEN REINPRECHT	4	1	2	3	2	0	1	0	0	0	0	14	7.1
KEITH YANDLE	3	1	2	3	1	0	0	0	0	0	0	3	33.3
JOAKIM LINDSTROM	2	2	0	2	1	8	1	0	1	0	0	4	50.0
ED JOVANOVSKI	4	1	1	2	-4	12	1	0	0	0	0	10	10.0
MARTIN HANZAL	3	0	2	2	2	4	0	0	0	0	0	3	0.0
DEREK MORRIS	3	1	0	1	1	4	0	0	0	0	0	4	25.0
PETER MUELLER	3	1	0	1	-1	0	1	0	0	0	0	4	25.0
VIKTOR TIKHONOV	3	1	0	1	0	2	0	0	0	0	1	3	33.3
DANIEL WINNIK	3	1	0	1	1	2	0	0	0	0	0	5	20.0
ENVER LISIN	2	1	0	1	2	0	0	0	0	0	0	4	25.0
MATTHEW LOMBARDI	1	1	0	1	2	0	0	0	0	0	0	3	33.3
DANIEL CARCILLO	3	0	1	1	-2	12	0	0	0	0	0	4	0.0
TODD FEDORUK	3	0	1	1	0	0	0	0	0	0	0	2	0.0
OLLI JOKINEN	3	0	1	1	-3	4	0	0	0	0	0	5	0.0
KURT SAUER	2	0	1	1	3	2	0	0	0	0	0	1	0.0
KYLE TURRIS	2	0	1	1	-1	2	0	0	0	0	0	3	0.0
DMITRI KALININ	1	0	1	1	1	0	0	0	0	0	0	1	0.0
JOEL PERRAULT	1	0	1	1	0	0	0	0	0	0	0	0	0.0
PETR PRUCHA	1	0	1	1	1	0	0	0	0	0	0	1	0.0
SCOTTIE UPSHALL	1	0	1	1	1	2	0	0	0	0	0	2	0.0
KEN KLEE	4	0	0	0	1	0	0	0	0	0	0	5	0.0
ZBYNEK MICHALEK	4	0	0	0	-1	2	0	0	0	0	0	7	0.0
MIKKEL BOEDKER	3	0	0	0	0	2	0	0	0	0	0	10	0.0
DAVID HALE	3	0	0	0	2	2	0	0	0	0	0	2	0.0
STEVEN GOERTZEN	2	0	0	0	-1	0	0	0	0	0	0	1	0.0
NIGEL DAWES	1	0	0	0	0	0	0	0	0	0	0	1	0.0
JEFF HOGGAN	1	0	0	0	-2	0	0	0	0	0	0	3	0.0
GARTH MURRAY	1	0	0	0	0	0	0	0	0	0	0	2	0.0
KEVIN PORTER	1	0	0	0	0	0	0	0	0	0	0	0	0.0

Power Play:	4-17	23.50%
Penalty Killing:	17-18	94.40%

CANUCKS

Player	GP	G	A	P	+/-	PIM	PP	SH	GW	GT	EN	S	S%
KEVIN BIEKSA	4	2	1	3	-1	0	0	0	1	0	0	10	20.0
DANIEL SEDIN	4	1	2	3	-1	2	0	0	0	0	0	9	11.1
ALEX BURROWS	4	1	1	2	2	2	0	0	0	0	0	9	11.1
ALEXANDER EDLER	4	0	2	2	1	2	0	0	0	0	0	12	0.0
SAMI SALO	3	0	2	2	1	2	0	0	0	0	0	14	0.0
MATTIAS OHLUND	4	1	0	1	-3	8	0	0	0	0	0	7	14.3
HENRIK SEDIN	4	1	0	1	-2	2	1	0	1	0	0	11	9.1
PAVOL DEMITRA	3	1	0	1	-2	0	0	0	0	0	0	9	11.1
RYAN JOHNSON	4	0	1	1	1	2	0	0	0	0	0	4	0.0
RYAN KESLER	4	0	1	1	-1	0	0	0	0	0	0	5	0.0
SHANE O'BRIEN	4	0	1	1	-2	12	0	0	0	0	0	0	0.0
KYLE WELLWOOD	3	0	1	1	0	0	0	0	0	0	0	4	0.0
STEVE BERNIER	4	0	0	0	0	2	0	0	0	0	0	5	0.0
DARCY HORDICHUK	4	0	0	0	0	0	0	0	0	0	0	2	0.0
WILLIE MITCHELL	4	0	0	0	0	0	0	0	0	0	0	5	0.0
TAYLOR PYATT	4	0	0	0	1	0	0	0	0	0	0	6	0.0
MASON RAYMOND	3	0	0	0	-1	0	0	0	0	0	0	7	0.0
MATS SUNDIN	3	0	0	0	-1	2	0	0	0	0	0	7	0.0
JANNIK HANSEN	2	0	0	0	-2	4	0	0	0	0	0	4	0.0
MIKE BROWN	1	0	0	0	0	5	0	0	0	0	0	0	0.0
ROB DAVISON	1	0	0	0	0	5	0	0	0	0	0	1	0.0
MICHEL OUELLET	1	0	0	0	0	0	0	0	0	0	0	1	0.0

Power Play:	1-18	5.60%
Penalty Killing:	13-17	76.50%

GOALTENDING

COYOTES

Goalie	GP	MIN	W-L-OT	SO	GA	SA	SV	GAA	SV%
ILYA BRYZGALOV	4	238	2/2/00	0	7	132	125	1.77	0.947

CANUCKS

Goalie	GP	MIN	W-L-OT	SO	GA	SA	SV	GAA	SV%
ROBERTO LUONGO	4	219	2/2/00	1	10	111	101	2.74	0.910
JASON LABARBERA	1	20	0-0-0	0	1	10	9	3.00	0.900

THE LAST TIME VS THE CANUCKS…

Last Home Win:	March 21, 2009 (5-1)
Last Home Loss:	February 12, 2009 (4-3)
Last Home Tie:	April 2, 2003 (3-3)
Last Road Win:	January 15, 2009 (4-1)
Last Road Loss:	November 6, 2008 (1-0)
Last Road Tie:	October 26, 2003 (3-3)

ALL TIME VS THE CANUCKS…

	GP	W	L	T	OL	GF	GA	PTS
Home	77	37	29	10	1	278	265	85
Road	80	21	49	10	0	219	295	52
Overall	157	58	78	20	1	497	560	137

SEE RECORDS SECTION FOR "ALL TIME VS THE CANUCKS" BREAKDOWN

WASHINGTON CAPITALS

2008-09 SEASON SERIES – WON: 1 LOST: 0 OT: 0

AT PHOENIX					Attend	Goaltenders	W Goal
23 Oct '08	Coyotes	2	Capitals	1	14,722	Tellqvist vs Theodore	Peter Mueller

AT WASHINGTON	Attend	Goaltenders	W Goal
No Games			

* – Overtime Result ** – Shootout

Goals by Period	1st	2nd	3rd	OT	Total
COYOTES	0	0	2	0	2
CAPITALS	0	1	0	0	1

Shots by Period	1st	2nd	3rd	OT	Total
COYOTES	14	12	8	0	34
CAPITALS	13	11	8	0	32

INDIVIDUAL SCORING

COYOTES

Player	GP	G	A	P	+/-	PIM	PP	SH	GW	GT	EN	S	S%
MIKKEL BOEDKER	1	1	0	1	1	2	0	0	0	0	0	4	25.0
PETER MUELLER	1	1	0	1	1	0	0	0	1	0	0	2	50.0
MARTIN HANZAL	1	0	1	1	1	0	0	0	0	0	0	0	0.0
OLLI JOKINEN	1	0	1	1	1	4	0	0	0	0	0	5	0.0
KEITH YANDLE	1	0	1	1	1	2	0	0	0	0	0	1	0.0
DANIEL CARCILLO	1	0	0	0	0	0	0	0	0	0	0	2	0.0
SHANE DOAN	1	0	0	0	0	0	0	0	0	0	0	2	0.0
TODD FEDORUK	1	0	0	0	1	0	0	0	0	0	0	2	0.0
DAVID HALE	1	0	0	0	1	0	0	0	0	0	0	0	0.0
ED JOVANOVSKI	1	0	0	0	0	0	0	0	0	0	0	7	0.0
BRIAN MCGRATTAN	1	0	0	0	0	0	0	0	0	0	0	1	0.0
ZBYNEK MICHALEK	1	0	0	0	1	0	0	0	0	0	0	1	0.0
DEREK MORRIS	1	0	0	0	0	0	0	0	0	0	0	1	0.0
KEVIN PORTER	1	0	0	0	0	0	0	0	0	0	0	2	0.0
KURT SAUER	1	0	0	0	1	0	0	0	0	0	0	0	0.0
VIKTOR TIKHONOV	1	0	0	0	0	0	0	0	0	0	0	1	0.0
KYLE TURRIS	1	0	0	0	0	0	0	0	0	0	0	1	0.0
DANIEL WINNIK	1	0	0	0	1	0	0	0	0	0	0	2	0.0

Power Play: 0-4 0.00%
Penalty Killing: 3-4 75.00%

CAPITALS

Player	GP	G	A	P	+/-	PIM	PP	SH	GW	GT	EN	S	S%
BROOKS LAICH	1	1	0	1	-1	0	1	0	0	0	0	3	33.3
NICKLAS BACKSTROM	1	0	1	1	0	0	0	0	0	0	0	3	0.0
ALEXANDER SEMIN	1	0	1	1	-1	0	0	0	0	0	0	2	0.0
MATT BRADLEY	1	0	0	0	-1	0	0	0	0	0	0	2	0.0
DONALD BRASHEAR	1	0	0	0	-1	0	0	0	0	0	0	0	0.0
CHRIS CLARK	1	0	0	0	0	0	0	0	0	0	0	3	0.0
SERGEI FEDOROV	1	0	0	0	0	4	0	0	0	0	0	3	0.0
ERIC FEHR	1	0	0	0	0	0	0	0	0	0	0	0	0.0
TOMAS FLEISCHMANN	1	0	0	0	0	0	0	0	0	0	0	1	0.0
BOYD GORDON	1	0	0	0	0	0	0	0	0	0	0	1	0.0
MIKE GREEN	1	0	0	0	0	0	0	0	0	0	0	5	0.0
MILAN JURCINA	1	0	0	0	-1	0	0	0	0	0	0	0	0.0
SHAONE MORRISONN	1	0	0	0	-1	2	0	0	0	0	0	0	0.0
MICHAEL NYLANDER	1	0	0	0	-1	0	0	0	0	0	0	0	0.0
ALEXANDER OVECHKIN	1	0	0	0	0	0	0	0	0	0	0	7	0.0
JEFF SCHULTZ	1	0	0	0	-1	2	0	0	0	0	0	0	0.0
TYLER SLOAN	1	0	0	0	-1	0	0	0	0	0	0	0	0.0
DAVID STECKEL	1	0	0	0	-1	0	0	0	0	0	0	2	0.0

Power Play: 1-4 25.00%
Penalty Killing: 4-4 100.00%

GOALTENDING

COYOTES

Goalie	GP	MIN	W-L-OT	SO	GA	SA	SV	GAA	SV%
MIKAEL TELLQVIST	1	60	1-0-0	0	1	32	31	1.00	0.969

CAPITALS

Goalie	GP	MIN	W-L-OT	SO	GA	SA	SV	GAA	SV%
JOSE THEODORE	1	59	0-1-0	0	2	34	32	2.04	0.941

THE LAST TIME VS THE CAPITALS…

Last Home Win:	October 23, 2008 (2-1)
Last Home Loss:	January 16, 2006 (6-1)
Last Home Tie:	October 23, 1999 (2-2)
Last Road Win:	January 1, 2007 (3-2)
Last Road Loss:	January 28, 2000 (3-2)
Last Road Tie:	November 2, 2001 (2-2)

ALL TIME VS THE CAPITALS…

	GP	W	L	T	OL	GF	GA	PTS
Home	32	16	9	7	0	115	112	39
Road	32	9	17	5	1	88	121	24
Overall	64	25	26	12	1	203	233	63

SEE RECORDS SECTION FOR "ALL TIME VS THE CAPITALS" BREAKDOWN

RECORDS

ALL-TIME TEAM STATISTICS

Games Played	2322	*Overtime Losses, Road	22	Overtime Games	401
Wins	928	Goals For	7381	Overtime Wins	94
Wins, Home	539	Goals For, Home	3937	Overtime Wins, Home	56
Wins, Road	389	Goals For, Road	3444	Overtime Wins, Road	38
Losses	1080	Goals Against	8177	Overtime Losses	74
Losses, Home	465	Goals Against, Home	3855	Overtime Losses, Home	37
Losses, Road	615	Goals Against, Road	4322	Overtime Losses, Road	37
Ties	266	Assists	12,467	Overtime Ties	219
Ties, Home	131	Scoring Points	19,822	Overtime Ties, Home	105
Ties, Road	135	Penalty Minutes	43,352	Overtime Ties, Road	114
*Overtime Losses	48	Power Play Goals	1889	Shutouts For	106
*Overtime Losses, Home	26	Shorthanded Goals	261		

*Overtime loss is a statistic that began in '99-00 season (known as "regulation tie" for that one season). This statistic does not include any overtime loss prior to '99-00. Beginning in 2005-06 season, losses in a shootout also count in the "overtime loss" column.

YEAR-BY-YEAR RECORD

SEASON	GP	OVERALL W-L-T-OL	HOME W-L-T-OL	ROAD W-L-T-OL	GF	GA	PTS	DIVISION	CONFERENCE
1979-80	80	20-49-11	13-19-8	7-30-3	214	314	51	5th,Smythe	10th,Campbell
1980-81	80	9-57-14	7-25-8	2-32-6	246	400	32	6th,Smythe	11th,Campbell
1981-82	80	33-33-14	18-13-9	15-20-5	319	332	80	2nd,Norris	3rd,Campbell
1982-83	80	33-39-8	22-16-2	11-23-6	311	333	74	4th,Smythe	6th,Campbell
1983-84	80	31-38-11	17-15-8	14-23-3	340	374	73	4th,Smythe	5th,Campbell
1984-85	80	43-27-10	21-13-6	22-14-4	358	332	96	2nd,Smythe	2nd,Campbell
1985-86	80	26-47-7	18-19-3	8-28-4	295	372	59	3rd,Smythe	6th,Campbell
1986-87	80	40-32-8	25-12-3	15-20-5	279	271	88	3rd,Smythe	3rd,Campbell
1987-88	80	33-36-11	20-14-6	13-22-5	292	310	77	3rd,Smythe	4th,Campbell
1988-89	80	26-42-12	17-18-5	9-24-7	300	355	64	5th,Smythe	9th,Campbell
1989-90	80	37-32-11	22-13-5	15-19-6	298	290	85	3rd,Smythe	4th,Campbell
1990-91	80	26-43-11	17-18-5	9-25-6	260	288	63	5th,Smythe	9th,Campbell
1991-92	80	33-32-15	20-14-6	13-18-9	251	244	81	4th,Smythe	7th,Campbell
1992-93	84	40-37-7	23-16-3	17-21-4	322	320	87	4th,Smythe	7th,Campbell
1993-94	84	24-51-9	15-23-4	9-28-5	245	344	57	6th,Central	12th,Western
1994-95	48	16-25-7	10-10-4	6-15-3	157	177	39	6th,Central	10th,Western
1995-96	82	36-40-6	22-16-3	14-24-3	275	291	78	5th,Central	8th,Western
1996-97	82	38-37-7	15-19-7	23-18-0	240	243	83	3rd,Central	5th,Western
1997-98	82	35-35-12	19-16-6	16-19-6	224	227	82	4th,Central	6th,Western
1998-99	82	39-31-12	23-13-5	16-18-7	205	197	90	2nd,Pacific	4th,Western
*1999-00	82	39-31-8-4	22-16-2-1	17-15-6-3	232	228	90	3rd,Pacific	6th,Western
2000-01	82	35-27-17-3	21-11-7-2	14-16-10-1	214	212	90	4th,Pacific	9th,Western
2001-02	82	40-27-9-6	27-8-3-3	13-19-6-3	228	210	95	2nd,Pacific	6th,Western
2002-03	82	31-35-11-5	17-16-6-2	14-19-5-3	204	230	78	4th,Pacific	11th,Western
2003-04	82	22-36-18-6	11-19-7-4	11-17-11-2	188	245	68	5th,Pacific	13th,Western
2005-06	82	38-39-5	19-18-4	19-21-1	246	271	81	5th,Pacific	12th,Western
2006-07	82	31-46-5	18-20-3	13-26-2	216	284	67	5th,Pacific	15th,Western
2007-08	82	38-37-7	17-20-4	21-17-3	214	231	83	4th,Pacific	12th,Western
2008-09	82	36-39-7	23-15-3	13-24-4	208	252	79	4th,Pacific	13th,Western
TOTALS:	**2322**	**928-1080-266-48**	**539-465-131-26**	**389-615-135-22**	**7381**	**8177**	**2170**		

*Records for '99-00 are "adjusted" to reflect overtime losses instead of regulation ties. Beginning in 2005-06 season, losses in a shootout also count in the "overtime loss" column.

OVERTIME RECORD

	OVERALL					HOME					ROAD				
	GP	W	L	T	SO	GP	W	L	T	SO	GP	W	L	T	SO
1983-84	24	7	6	11		15	3	4	8		9	4	2	3	
1984-85	14	3	1	10		10	2	1	7		4	1	0	3	
1985-86	8	0	1	7		4	0	1	3		4	0	0	4	
1986-87	12	2	2	8		4	1	0	3		8	1	2	5	
1987-88	21	8	2	11		12	5	1	6		9	3	1	5	
1988-89	20	6	2	12		10	4	1	5		10	2	1	7	
1989-90	19	4	4	11		7	1	1	5		12	3	3	6	
1990-91	14	1	2	11		5	0	0	5		9	1	2	6	
1991-92	20	1	4	15		9	1	2	6		11	0	2	9	
1992-93	11	2	2	7		5	1	1	3		6	1	1	4	
1993-94	15	1	5	9		8	1	3	4		7	0	2	5	
1994-95	9	0	2	7		5	0	1	4		4	0	1	3	
1995-96	8	2	0	6		5	2	0	3		3	0	0	3	
1996-97	16	5	4	7		12	2	3	7		4	3	1	0	
1997-98	14	0	2	12		8	0	2	6		6	0	0	6	
1998-99	15	2	1	12		7	1	1	5		8	1	0	7	
1999-00	16	4	4	8		5	2	1	2		11	2	3	6	
2000-01	23	3	3	17		11	2	2	7		12	1	1	10	
2001-02	19	4	6	9		9	3	3	3		10	1	3	6	
2002-03	20	4	5	11		11	3	2	6		9	1	3	5	
2003-04	29	5	6	18		15	4	4	7		14	1	2	11	
2005-06	15	10	2		3	9	5	1		3	6	5	1		0
2006-07	12	7	3		2	7	4	2		1	5	3	1		1
2007-08	16	9	1		6	9	5	0		4	7	4	1		2
2008-09	11	4	4		3	7	4	0		3	4	0	4		0
TOTALS	**401**	**94**	**74**	**219**	**14**	**209**	**56**	**37**	**105**	**11**	**192**	**38**	**37**	**114**	**3**

OVERTIME GOALS FOR

DATE	OPPONENT	SCORER	SCORE	TIME
Oct. 12, 1983	at Pittsburgh	Lucien DeBlois	4-3 W	1:34
Dec. 1, 1983	at Los Angeles	Tim Watters	6-5 W	2:41
Dec. 30, 1983	NY Islanders	Paul MacLean	4-3 W	0:29
Jan. 18, 1984	at Pittsburgh	Paul MacLean (2)	5-4 W	1:28
Feb. 19, 1984	Washington	Doug Smail	4-3 W	1:55
Mar. 11, 1984	Quebec	Dale Hawerchuk	6-5 W	0:42
Mar. 12, 1984	at Toronto	Paul MacLean (3)	8-7 W	3:12
Dec. 11, 1984	Philadelphia	Paul MacLean (4)	5-4 W	3:58
Jan. 9, 1985	NY Rangers	Dale Hawerchuk (2)	6-5 W	3:50
Mar. 15, 1985	at Quebec	Paul MacLean (5)	3-2 W	4:41
Nov. 2, 1986	at NY Rangers	Paul MacLean (6)	5-4 W	3:23
Mar. 18, 1987	New Jersey	Brian Mullen	4-3 W	0:40
Oct. 30, 1987	Washington	Dale Hawerchuk (3)	3-2 W	2:15
Nov. 10, 1987	Calgary	Andrew McBain	4-3 W	3:48
Nov. 22, 1987	Edmonton	Dale Hawerchuk (4)	4-3 W	4:26
Dec. 1, 1987	at Los Angeles	Doug Smail (2)	7-6 W	3:26
Dec. 3, 1987	at Los Angeles	Iain Duncan	5-4 W	3:07
Dec. 26, 1987	Minnesota	Laurie Boschman	5-4 W	3:09
Feb. 23, 1988	at Pittsburgh	Mario Marois	4-3 W	2:40
Apr. 3, 1988	St.Louis	Ray Neufeld	5-4 W	2:05
Oct. 14, 1988	Vancouver	Laurie Boschman (2)	4-3 W	2:14
Nov. 16, 1988	at Edmonton	Pat Elynuik	2-1 W	0:46
Dec. 6, 1988	at Los Angeles	Pat Elynuik (2)	5-4 W	1:11
Feb. 17, 1989	New Jersey	Dave Ellett	3-2 W	2:43
Feb. 19, 1989	Hartford	Brent Ashton	7-6 W	3:23
Mar. 24, 1989	Calgary	Randy Carlyle	4-3 W	3:45
Nov. 8, 1989	Vancouver	Greg Paslawski	3-2 W	0:46
Nov. 18, 1989	at Philadelphia	Doug Smail (3)	1-0 W	1:32
Dec. 29, 1989	at Calgary	Thomas Steen	2-1 W	2:49
Mar. 17, 1990	at Toronto	Peter Taglianetti	5-4 W	4:52

DATE	OPPONENT	SCORER	SCORE	TIME
Oct. 31, 1990	at Edmonton	Pat Elynuik (3)	1-0 W	0:23
Dec. 1, 1991	Chicago	Darrin Shannon	3-2 W	1:09
Nov. 27, 1992	San Jose	Thomas Steen (2)	3-2 W	1:29
Dec. 12, 1992	at NY Islanders	Russ Romaniuk	4-3 W	1:41
Oct. 16, 1993	Chicago	Nelson Emerson	1-0 W	0:41
Nov. 14, 1995	Chicago	Shane Doan	6-5 W	0:39
Feb. 23, 1996	Chicago	Dallas Drake	1-0 W	0:17
Oct. 28, 1996	at Montreal	Mike Gartner	5-4 W	1:45
Nov. 1, 1996	at Calgary	Jeremy Roenick	3-2 W	4:08
Nov. 28, 1996	New Jersey	Keith Tkachuk	4-3 W	4:08
Dec. 7, 1996	at New Jersey	Darrin Shannon (2)	4-3 W	2:03
Feb. 15, 1997	Boston	Jayson More	5-4 W	1:14
Nov. 20, 1998	at San Jose	Dallas Drake (2)	2-1 W	0:37
Nov. 21, 1998	Edmonton	Rick Tocchet	3-2 W	4:08
Nov. 10, 1999	Edmonton	Jyrki Lumme	5-4 W	1:51
Dec. 26, 1999	at Los Angeles	Jeremy Roenick (2)	3-2 W	3:18
Jan. 23, 2000	San Jose	Jyrki Lumme (2)	3-2 W	4:16
Feb. 1, 2000	at San Jose	Keith Carney	1-0 W	1:32
Oct. 18, 2000	Florida	Joe Juneau	2-1 W	1:15
Oct. 21, 2000	at Vancouver	Jeremy Roenick (3)	3-2 W	0:16
Mar. 8, 2001	Vancouver	Shane Doan (2)	3-2 W	0:38
Oct. 8, 2001	at Calgary	Shane Doan (3)	2-1 W	0:28
Nov. 20, 2001	vs Minnesota	Claude Lemieux	2-1 W	4:36
Feb. 8, 2002	Los Angeles	Brian Savage	6-5 W	4:26
Feb. 12, 2002	Calgary	Daniel Briere	4-3 W	0:58
Nov. 3, 2002	Nashville	Daniel Briere (2)	2-1 W	4:20
Dec. 30, 2002	Edmonton	Daymond Langkow	4-3 W	4:31
Jan. 1, 2003	at Washington	Tony Amonte	2-1 W	1:20
Mar. 20, 2003	Edmonton	Teppo Numminen	3-2 W	2:53

OVERTIME GOALS FOR (CONT'D)

DATE	OPPONENT	SCORER	SCORE	TIME
Oct. 10, 2003	St. Louis	David Tanabe	2-1 W	4:38
Nov. 8, 2003	Anaheim	Radoslav Suchy	4-3 W	1:20
Nov. 13, 2003	Colorado	Branko Radivojevic	3-2 W	1:51
Mar. 22, 2004	at Minnesota	Mike Comrie	3-2 W	4:35
Apr. 3, 2004	Chicago	Krystofer Kolanos	2-1 W	2:55
Oct. 18, 2005	at Edmonton	Derek Morris	4-3 W	1:00
Oct. 25, 2005	St. Louis	Petr Nedved	5-4 W	1:51
Nov. 12, 2005	Anaheim	Zbynek Michalek	2-1 W	3:09
Dec. 11, 2005	at Boston	Ladislav Nagy	2-1 W	0:30
Dec. 29, 2005	Los Angeles	Keith Ballard	6-5 W	3:52
Apr. 1, 2006	at San Jose	Steven Reinprecht	4-3 W	3:55
Jan. 5, 2007	at Atlanta	Yanic Perreault	5-4 W	2:31
Feb. 22, 2007	Calgary	Shane Doan (4)	3-2 W	0:54
Nov. 7, 2007	at Anaheim	Shane Doan (5)	6-5 W	4:29
Jan. 24, 2008	Nashville	Zbynek Michalek (2)	4-3 W	4:31
Feb. 4, 2008	at Colorado	Radim Vrbata	4-3 W	3:23
Mar. 25, 2008	San Jose	Martin Hanzal	5-4 W	3:23
Mar. 30, 2009	Dallas	Petr Prucha	6-5 W	0:53

**Note, the NHL changed overtime to a 4-on-4 format beginning with the 1999-2000 season

OVERTIME GOALS AGAINST

DATE	OPPONENT	SCORER	SCORE	TIME
Nov. 16, 1983	Buffalo	Mike Ramsey	6 5 L	0:17
Nov. 19, 1983	at Minnesota	Brian Bellows	8 7 L	2:53
Jan. 5, 1984	at Philadelphia	Ilkka Sinisalo	7 6 L	2:32
Feb. 27, 1984	Edmonton	Dave Hunter	6 5 L	2:10
Mar. 9, 1984	NY Rangers	Mark Osborne	6 5 L	0:43
Mar. 23, 1984	Vancouver	Tony Tanti	4 3 L	3:16
Nov. 14, 1984	Pittsburgh	Mario Lemieux	4 3 L	3:54
Nov. 3, 1985	St. Louis	Doug Gilmour	4-3 L	3:55
Mar. 20, 1987	at Vancouver	Tony Tanti (2)	6 5 L	1:03
Mar. 31, 1987	at Edmonton	Steve Smith	5 4 L	2:29
Feb. 21, 1988	Edmonton	Kevin Lowe	4 3 L	3:15
Mar. 24, 1988	at Boston	Ray Bourque	4-3 L	0:52
Nov. 11, 1988	Chicago	Wayne Presley	6 5 L	1:59
Mar. 29, 1989	at Los Angeles	Marty McSorley	2 1 L	3:37
Nov. 5, 1989	at Chicago	Dave Manson	4 3 L	3:18
Feb. 20, 1990	Buffalo	Mike Hartman	4 3 L	2:06
Mar. 12, 1990	at Calgary	Theoren Fleury	5 4 L	1:40
Mar. 18, 1990	at Buffalo	Phil Housley	4 3 L	2:03
Mar. 18, 1991	at Calgary	Carey Wilson	4 3 L	2:28
Mar. 28, 1991	at Vancouver	Geoff Courtnall	3 2 L	1:49
Oct. 8, 1991	Vancouver	Geoff Courtnall (2)	3 2 L	3:32
Nov. 1, 1991	Calgary	Robert Reichel	7 6 L	4:37
Nov. 14, 1991	at St. Louis	Lee Norwood	2 1 L	2:31
Feb. 17, 1992	at NY Islanders	Tom Fitzgerald	5-4 L	2:55
Oct. 8, 1992	at San Jose	Kelly Kisio	4 3 L	4:00
Dec. 5, 1992	Montreal	Vincent Damphousse	3 2 L	2:18
Oct. 10, 1993	at Chicago	Dirk Graham	4 3 L	4:50
Oct. 29, 1993	Los Angeles	Rob Blake	4 3 L	3:07
Nov. 5, 1993	Ottawa	Bob Kudelski	7 6 L	1:33
Dec. 18, 1993	at Calgary	Ron Stern	5 4 L	2:32
Jan. 16, 1994	Tampa Bay	Mikael Andersson	3 2 L	0:09
Feb. 2, 1995	St.Louis	Brett Hull	5 4 L	3:32
Mar. 28, 1995	at San Jose	Jeff Friesen	6 5 L	4:27
Nov. 21, 1996	at St. Louis	Harry York	4-3 L	0:57
Jan. 9, 1997	Detroit	Igor Larionov	5-4 L	0:58
Jan. 12, 1997	Buffalo	Jason Dawe	3-2 L	0:10
Feb. 8, 1997	Dallas	Pat Verbeek	5-4 L	3:50
Oct. 8, 1997	Boston	Ted Donato	3-2 L	2:09
Mar. 6, 1998	Carolina	Jeff O'Neill	5-4 L	2:34
Jan. 1, 1999	Dallas	Brett Hull (2)	2-1 L	0:37
Jan. 28, 2000	at Washington	Calle Johansson	3-2 L	4:59
Mar. 17, 2000	Nashville	Greg Johnson	4-3 L	3:56
Mar. 26, 2000	at Anaheim	Oleg Tverdovsky	4-3 L	3:47
Apr. 1, 2000	at Edmonton	Tom Poti	4-3 L	3:07
Dec. 16, 2000	San Jose	Gary Suter	2-1 L	1:53
Feb. 7, 2001	Carolina	Jeff O'Neill (2)	2-1 L	0:25
Mar. 29, 2001	at Nashville	David Legwand	4-3 L	0:36
Oct. 24, 2001	Anaheim	Mike Leclerc	3-2 L	1:49
Nov. 4, 2001	at Carolina	Josef Vasicek	1-0 L	0:52
Nov. 13, 2001	Edmonton	Ryan Smyth	5-4 L	2:51
Jan. 17, 2002	at Colorado	Ville Nieminen	3-2 L	4:58
Feb. 28, 2002	at Colorado	Chris Drury	2-1 L	3:15
Mar. 28, 2002	Anaheim	German Titov	2-1 L	3:58
Oct. 28, 2002	at NY Rangers	Petr Nedved	3-2 L	2:20
Dec. 3, 2002	San Jose	Teemu Selanne	3-2 L	4:17
Dec. 26, 2002	at Los Angeles	Brad Chartrand	4-3 L	3:14
Jan. 11, 2003	at Nashville	Scott Walker	4-3 L	0:37
Mar. 31, 2003	Los Angeles	Steve Kelly	5-4 L	1:42
Nov. 9, 2003	at Anaheim	Petr Sykora	2-1 L	3:43
Dec. 29, 2003	NY Rangers	Tom Poti	3-2 L	1:00
Feb. 4, 2004	Florida	Olli Jokinen	5-4 L	3:22
Feb. 25, 2004	Pittsburgh	Ric Jackman	4-3 L	1:48
Mar. 2, 2004	at Edmonton	Ryan Smyth	5-4 L	2:26
Mar. 16, 2004	Anaheim	Sergei Fedorov	3-2 L	0:29
Nov. 6, 2005	at Chicago	Brent Seabrook	2-1 L	4:21
Feb. 12, 2006	San Jose	Tom Preissing	5-4 L	1:54
Dec. 9, 2006	Dallas	Jere Lehtinen	4-3 L	4:55
Feb. 15, 2007	Anaheim	Teemu Selanne (2)	5-4 L	1:53
Mar. 18, 2007	at Dallas	Mike Ribeiro	5-4 L	4:19
Feb. 2, 2008	at Nashville	Alexander Radulov	3-2 L	4:10
Nov. 22, 2008	at Philadelphia	Mike Richards	4-3 L	1:35
Dec. 16, 2008	at Dallas	Loui Eriksson	2-1 L	3:39
Dec. 23, 2008	at Colorado	Brett Clark	5-4 L	1:48
Mar. 10, 2009	at Detroit	Johan Franzen	3-2 L	3:35

**Note, the NHL changed overtime to a 4-on-4 format beginning with the 1999-2000 season

SHOOTOUT RECORD

	OVERALL					HOME			ROAD		
SEASON	**GP**	**W**	**L**	**GF/Shots**	**GA/Shots**	**GP**	**W**	**L**	**GP**	**W**	**L**
2005-06	7	4	3	7/24	7/25	5	2	3	2	2	0
2006-07	7	5	2	8/26	6/29	4	3	1	3	2	1
2007-08	11	5	6	12/39	12/42	7	3	4	4	2	2
2008-09	6	3	3	10/28	11/28	6	3	3	0	0	0
Totals	**31**	**17**	**14**	**37/117**	**36/124**	**22**	**11**	**11**	**9**	**6**	**3**

SHOOTOUT RESULTS

DATE	OPPONENT	DECIDING GOAL	GOALTENDERS	GF	GA	ROUNDS	SCORE
Oct. 13, 2005	Nashville	Paul Kariya	David LeNeveu/Chris Mason	0	1	3	5-4 L
Nov. 19, 2005	at San Jose	Geoff Sanderson	Curtis Joseph/Evgeni Nabokov	2	1	4	4-3 W
Jan. 12, 2006	at Buffalo	Geoff Sanderson	Brian Boucher/Martin Biron	1	0	3	2-1 W
Jan. 21, 2006	Edmonton	Ladislav Nagy	Curtis Joseph/Jussi Markkanen	2	1	3	4-3 W
Jan. 29, 2006	Edmonton	Radek Dvorak	Curtis Joseph/Mike Morrison	1	2	6	4-3 L
Feb. 2, 2006	Los Angeles	Steven Reinprecht	Curtis Joseph/Mathieu Garon	1	0	3	2-1 W
Apr. 8, 2006	Dallas	Jussi Jokinen	Curtis Joseph/Johan Hedberg	0	2	3	3-2 L
Nov. 16, 2006	Chicago	Ladislav Nagy	Curtis Joseph/Brian Boucher	2	1	3	3-2 W
Dec. 7, 2006	at Chicago	Shane Doan	Mikael Tellqvist/Nikolai Khabibulin	2	1	6	2-1 W
Dec. 14, 2006	Columbus	Mike Comrie	Mikael Tellqvist/Fredrik Norrena	1	0	3	5-4 W
Dec. 26, 2006	at Los Angeles	Anze Kopitar	Mikael Tellqvist/Barry Brust	0	2	3	4-3 L
Jan. 15, 2007	St. Louis	Ladislav Nagy	Mikael Tellqvist/Manny Legace	2	1	4	5-4 W
Jan. 26, 2007	at Colorado	Ladislav Nagy	Curtis Joseph/Peter Budaj	1	0	3	5-4 W
Mar. 24, 2007	Dallas	Jere Lehtinen	Curtis Joseph/Marty Turco	0	1	7	4-3 L
Nov. 23, 2007	at Anaheim	Shane Doan	Ilya Bryzgalov/Jonas Hiller	2	0	2	4-3 W
Dec. 20, 2007	at San Jose	Peter Mueller	Ilya Bryzgalov/Evgeny Nabokov	1	0	3	3-2 W
Dec. 22, 2007	Vancouver	Tyler Pyatt	Ilya Bryzgalov/Roberto Luongo	1	2	4	2-1 L
Dec. 31, 2007	Colorado	Peter Mueller	Ilya Bryzgalov/Peter Budaj	2	0	2	4-3 W
Jan. 5, 2008	Anaheim	Peter Mueller	Ilya Bryzgalov/J.S. Giguere	1	0	3	3-2 W
Jan. 19, 2008	Chicago	Patrick Kane	Ilya Bryzgalov/Patrick Lalime	0	2	2	2-1 L
Feb. 5, 2008	at Calgary	Jerome Iginla	Ilya Bryzgalov/Miikka Kiprusoff	0	1	3	4-3 L
Feb. 22, 2008	Colorado	Cody McLeod	Mikael Tellqvist/Jose Theodore	2	3	12	3-2 L
Mar. 11, 2008	Anaheim	Radim Vrbata	Ilya Bryzgalov/J.S. Giguere	1	0	3	3-2 W
Mar. 20, 2008	Los Angeles	Patrick O'Sullivan	Mikael Tellqvist/Erik Ersberg	0	1	4	6-5 L
Apr. 6, 2008	at Anaheim	Ryan Getzlaf	Ilya Bryzgalov/Jonas Hiller	2	3	4	3-2 L
Nov. 18, 2008	Chicago	Jonathan Toews	Ilya Bryzgalov/Nikolai Khabibulin	0	2	2	3-2 L
Dec. 13, 2008	Detroit	Jiri Hudler	Ilya Bryzgalov/Chris Osgood	1	2	4	5-4 L
Jan. 10, 2009	Dallas	Kyle Turris	Ilya Bryzgalov/Marty Turco	3	2	5	1-0 W
Feb. 19, 2009	Atlanta	Daniel Carcillo	Mikael Tellqvist/Kari Lehtonen	2	1	8	4-3 W
Mar. 19, 2009	Anaheim	Bobby Ryan	Ilya Bryzgalov/Jonas Hiller	1	2	5	3-2 L
Apr. 11, 2009	Anaheim	Viktor Tikhonov	Ilya Bryzgalov/J-S Giguere	3	2	4	5-4 W

SPECIAL TEAMS

POWER PLAY

	OPP	GF	PCT	RANK
1979-80	336	63	18.8	16/21
1980-81	345	60	17.4	21/21
1981-82	328	74	22.6	11/21
1982-83	317	71	22.4	10/21
1983-84	374	80	21.4	13/21
1984-85	315	75	23.8	5/21
1985-86	356	72	20.2	17/21
1986-87	400	52	17.3	19/21
1987-88	432	110	25.5	2/21
1988-89	357	79	22.1	5/21
1989-90	347	65	18.7	17/21
1990-91	381	74	19.4	11/21
1991-92	435	91	20.9	7/22
1992-93	467	98	21.0	8/24
1993-94	423	82	19.4	11/26
1994-95	219	42	19.2	9/26
1995-96	417	82	19.7	6/26
1996-97	359	65	18.1	6/26
1997-98	384	57	14.8	14/26
1998-99	342	41	12.0	26/27
1999-00	310	37	11.9	27/28
2000-01	343	57	16.6	14/30
2001-02	340	53	15.6	14/30
2002-03	385	55	14.3	21/30
2003-04	358	51	14.2	26/30
2005-06	541	96	17.7	19/30
2006-07	400	66	16.5	22/30
2007-08	339	63	18.6	11/30
2008-09	344	50	14.5	28/30

PENALTY KILLING

	OPP	GA	PCT	RANK
1979 80	275	63	77.1	13/21
1980 81	261	67	74.3	18/21
1981 82	249	61	75.5	16/21
1982 83	294	78	73.5	17/21
1983 84	341	86	74.8	19/21
1984 85	319	70	78.1	11/21
1985 86	335	83	75.2	18/21
1986 87	324	53	83.6	1/21
1987 88	444	94	78.8	13/21
1988 89	374	82	78.1	14/21
1989 90	333	57	82.9	3/21
1990 91	351	57	83.8	3/21
1991 92	428	68	84.1	3/22
1992 93	438	80	81.7	11/24
1993 94	445	91	79.6	23/26
1994 95	235	40	83.0	13/26
1995-96	430	88	79.5	23/26
1996-97	334	47	85.9	5/26
1997-98	408	66	83.8	21/26
1998-99	348	45	87.1	5/27
1999-00	306	43	85.9	9/28
2000-01	432	64	85.2	8/30
2001-02	356	60	83.1	21/30
2002-03	412	77	81.3	27/30
2003-04	398	71	82.2	23/30
2005-06	513	98	80.9	22/30
2006-07	425	92	78.4	29/30
2007-08	332	64	80.7	24/30
2008-09	293	68	76.8	28/30

PENALTY MINUTES

	MINS	AVG	RANK
1979 80	1251	15.6	8/21
1980 81	1191	14.9	1/21
1981 82	1314	16.4	18/21
1982 83	1089	13.6	3/21
1983 84	1579	19.7	15/21
1984 85	1540	19.3	14/21
1985 86	1774	22.2	13/21
1986 87	1537	19.2	2/21
1987 88	2278	28.5	16/21
1988 89	1843	23.0	8/21
1989 90	1629	20.4	4/21
1990 91	1675	20.9	3/21
1991 92	1907	23.8	13/22
1992 93	1851	22.0	13/24
1993 94	2143	25.5	26/26
1994 95	1141	23.8	24/26
1995-96	1622	19.8	13/26
1996-97	1582	19.3	15/26
1997-98	1602	19.5	15/26
1998-99	1412	17.2	20/27
1999-00	940	11.5	7/28
2000-01	1337	16.3	21/30
2001-02	1154	14.1	10/30
2002-03	1433	17.5	28/30
2003-04	1300	15.9	23/30
2005-06	1493	18.4	27/30
2006-07	1417	17.6	29/30
2007-08	1175	14.3	24/30
2008-09	1092	13.3	11/30

SHORTHANDED

	GF	GA
1979 80	4	10
1980 81	8	15
1981 82	4	11
1982 83	10	7
1983 84	13	18
1984 85	12	17
1985 86	13	14
1986 87	6	9
1987 88	11	17
1988 89	15	13
1989 90	14	7
1990 91	8	12
1991 92	7	6
1992 93	3	14
1993 94	13	17
1994 95	7	6
1995-96	10	12
1996-97	9	14
1997-98	10	6
1998-99	8	5
1999-00	14	7
2000-01	9	6
2001-02	8	6
2002-03	4	11
2003-04	9	8
2005-06	9	11
2006-07	5	13
2007-08	11	12
2008-09	5	4

PENALTY SHOTS FOR

PENALTY SHOTS FOR: 8 Goals, 32 Chances

DATE	OPPONENT	PLAYER	GOALTENDER	RESULT
Oct. 19, 1979	Minnesota	Peter Sullivan	Gary Edwards	Failed
Jan. 1, 1985	Calgary	Bengt Lundholm	Reggie Lemelin	Failed
Oct. 13, 1985	Quebec	Doug Smail	Richard Sevigny	Failed
Dec. 11, 1988	at Vancouver	Brent Ashton	Kirk McLean	Scored
Dec. 17, 1988	at Washington	Dale Hawerchuk	Clint Malarchuk	Failed
Oct. 10, 1989	at Pittsburgh	Doug Smail	Tom Barrasso	Failed
Nov. 27, 1991	NY Rangers	Troy Murray	Mike Richter	Failed
Dec. 19, 1992	at St. Louis	Phil Housley	Curtis Joseph	Failed
Feb. 23, 1993	at Ottawa	Stu Barnes	Peter Sidorkiewicz	Failed
Mar. 9, 1993	at Tampa Bay	Teemu Selanne	Wendell Young	Scored
Feb. 6, 1995	at Calgary	Teemu Selanne	Trevor Kidd	Failed
Nov. 18, 1996	Detroit	Mike Hudson	Chris Osgood	Failed
Jan. 24, 1998	Edmonton	Keith Tkachuk	Bob Essensa	Failed
Mar. 25, 1999	Washington	Robert Reichel	Rick Tabaracci	Failed
Dec. 2, 1999	Tampa Bay	Jeremy Roenick	Dan Cloutier	Scored
Jan. 12, 2000	Pittsburgh	Keith Tkachuk	J-Sebastien Aubin	Scored
Mar. 17, 2000	Nashville	Jeremy Roenick	Tomas Vokoun	Scored
Feb. 28, 2001	at Columbus	Jeremy Roenick	Marc Denis	Failed
Mar. 30, 2002	Colorado	Krystofer Kolanos	Patrick Roy	Scored
Apr. 9, 2002	at Calgary	Michal Handzus	Roman Turek	Failed
Mar. 14, 2003	Chicago	Mike Johnson	Jocelyn Thibault	Failed
Mar. 14, 2004	at Colorado	Mike Comrie	Tommy Salo	Failed
Apr. 3, 2004	Chicago	Ivan Novoseltsev	Adam Munro	Failed
Oct. 8, 2005	Minnesota	Ladislav Nagy	Dwayne Roloson	Scored
Oct. 17, 2005	at Calgary	Oleg Saprykin	Miikka Kiprusoff	Failed
Nov. 25, 2005	at Dallas	Mike Comrie	Marty Turco	Failed
Nov. 26, 2005	Vancouver	Shane Doan	Alexander Auld	Failed
Dec. 29, 2005	Los Angeles	Ladislav Nagy	Jason LaBarbera	Failed
Mar. 18, 2007	Dallas	Shane Doan	Marty Turco	Failed
Dec. 29, 2007	Detroit	Radim Vrbata	Chris Osgood	Scored
Jan. 10, 2008	at Edmonton	Shane Doan	Mathieu Garon	Failed
Feb. 10, 2008	Nashville	Keith Yandle	Dan Ellis	Failed

PENALTY SHOTS AGAINST

PENALTY SHOTS AGAINST: 17 Goals, 37 Chances

DATE	OPPONENT	PLAYER	GOALTENDER	RESULT
Dec. 14, 1980	NY Islanders	Anders Kallur	Pierre Hamel	Failed
Feb. 6, 1981	at Edmonton	Wayne Gretzky	Pierre Hamel	Failed
Dec. 19, 1983	at Calgary	Doug Risebrough	Doug Soetaert	Scored
Feb. 23, 1985	at Montreal	Chris Nilan	Brian Hayward	Scored
Oct. 16, 1985	at Detroit	Gerard Gallant	Brian Hayward	Scored
Dec. 28, 1986	Minnesota	Kent Nilsson	Eldon Reddick	Failed
Oct. 25, 1987	Los Angeles	Luc Robitaille	Eldon Reddick	Scored
Mar. 10, 1988	at Calgary	Hakan Loob	Daniel Berthiaume	Failed
Nov. 29, 1988	NY Rangers	Guy Lafleur	Eldon Reddick	Failed
Jan. 31, 1989	at St. Louis	Doug Evans	Daniel Berthiaume	Scored
Feb. 13, 1989	at Detroit	Steve Yzerman	Bob Essensa	Scored
Feb. 28, 1992	at Vancouver	Pavel Bure	Rick Tabaracci	Scored
Feb. 1, 1993	at Ottawa	Laurie Boschman	Mike O'Neill	Scored
Oct. 31, 1993	Calgary	Paul Ranheim	Bob Essensa	Scored
Nov. 3, 1993	St. Louis	Philippe Bozon	Bob Essensa	Failed
Mar. 29, 1994	at San Jose	Sergei Makarov	Tim Cheveldae	Scored
Mar. 22, 1995	at Detroit	Bob Errey	Nikolai Khabibulin	Failed
Apr. 8, 1995	at Toronto	Dave Andreychuk	Tim Cheveldae	Failed
Feb. 1, 1996	at Colorado	Peter Forsberg	Tim Cheveldae	Failed
Feb. 26, 1996	Los Angeles	Kevin Stevens	Nikolai Khabibulin	Failed
Dec. 3, 1997	at Tampa Bay	Dino Ciccarelli	Nikolai Khabibulin	Failed
Jan. 26, 1998	Vancouver	Pavel Bure	Nikolai Khabibulin	Scored
Jan. 10, 2000	at NY Islanders	Brad Isbister	Sean Burke	Scored
Oct. 27, 2001	Colorado	Greg de Vries	Sean Burke	Failed
Jan. 27, 2004	Calgary	Shean Donovan	Sean Burke	Scored
Feb. 2, 2004	Columbus	David Vyborny	Brian Boucher	Scored
Oct. 8, 2005	Minnesota	Alexandre Daigle	Curtis Joseph	Failed
Nov. 10, 2005	Calgary	Jarome Iginla	Curtis Joseph	Scored
Mar. 4, 2006	Detroit	Nicklas Lidstrom	Philippe Sauve	Failed
Mar. 7, 2006	at Detroit	Mark Mowers	Curtis Joseph	Failed
Oct. 24, 2006	at Calgary	Daymond Langkow	Curtis Joseph	Failed
Nov. 3, 2006	at Anaheim	Andy McDonald	Curtis Joseph	Scored
Feb. 19, 2007	at Nashville	Jean-Pierre Dumont	Curtis Joseph	Scored
Mar. 8, 2007	Vancouver	Daniel Sedin	Curtis Joseph	Failed
Oct. 30, 2007	at St. Louis	Lee Stempniak	Mikael Tellqvist	Failed
Nov. 12, 2007	at San Jose	Joe Pavelski	Mikael Tellqvist	Failed
Jan. 19, 2008	Chicago	Rene Bourque	Ilya Bryzgalov	Failed

HAT TRICKS FOR

DATE	OPPONENT	RESULT	PLAYER	G
Dec. 15, 1979	Montreal	6-2 W	Willy Lindstrom	3
Mar. 26, 1980	Hartford	7-0 W	Dave Christian	3
Oct. 17, 1980	Chicago	6-2 W	Morris Lukowich	3
Nov. 2, 1980	Washington	4-4 T	Norm Dupont	3
Feb. 12, 1981	at NY Rangers	8-6 L	Dave Christian	3
Oct. 25, 1981	Los Angeles	9-4 W	Dale Hawerchuk	3
Mar. 2, 1982	at Philadelphia	7-6 W	Willy Lindstrom	5
Mar. 13, 1982	at Toronto	10-2 W	Dale Hawerchuk	3
Oct. 24, 1982	Edmonton	9-5 W	Dale Hawerchuk	3
Feb. 4, 1983	Pittsburgh	6-4 W	Dale Hawerchuk	3
Feb. 25, 1983	Hartford	5-3 W	Dale Hawerchuk	3
Mar. 23, 1983	Edmonton	7-4 W	Lucien DeBlois	3
Mar. 30, 1983	Los Angeles	10-5 W	Ron Wilson	4
Apr. 3, 1983	Detroit	8-3 W	Thomas Steen	3
Oct. 5, 1983	Detroit	6-6 T	Scott Arniel	3
Dec. 14, 1983	at Toronto	8-4 W	Dale Hawerchuk	3
Jan. 18, 1984	at Pittsburgh	5-4 W	Paul MacLean	3
Mar. 6, 1984	at Los Angeles	7-3 W	Paul MacLean	3
Nov. 24, 1984	at Los Angeles	9-5 W	Laurie Boschman	3
Dec. 14, 1984	Toronto	6-4 W	Dale Hawerchuk	3
Jan. 4, 1985	at Edmonton	7-4 L	Dale Hawerchuk	3
Jan. 21, 1985	Pittsburgh	7-6 W	Dale Hawerchuk	3
Oct. 23, 1985	Edmonton	9-3 W	Perry Turnbull	3
Mar. 19, 1986	Montreal	6-4 W	Brian Mullen	3
Mar. 31, 1986	at Los Angeles	5-2 W	Ray Neufeld	3
Nov. 2, 1986	at NY Rangers	5-4 W	Paul MacLean	3
Nov. 9, 1986	New Jersey	8-1 W	Thomas Steen	3
Nov. 13, 1986	at Los Angeles	6-5 W	Paul MacLean	3
Feb. 20, 1987	Boston	6-2 W	Doug Smail	3
Mar. 25, 1987	Calgary	10-1 W	Doug Smail	3
Nov. 1, 1987	Vancouver	7-3 W	Ray Neufeld	3
Nov. 25, 1987	at Detroit	10-8 L	Paul MacLean	3
Dec. 28, 1987	at Los Angeles	5-2 W	Ray Neufeld	3
Feb. 3, 1988	Calgary	9-0 W	Laurie Boschman	3
Feb. 6, 1988	at Minnesota	8-8- T	Dale Hawerchuk	3
Mar. 5, 1988	at Toronto	10-1 W	Paul MacLean	3
Mar. 9, 1988	Calgary	6-6 T	Paul MacLean	4
Nov. 8, 1988	at Quebec	8-4 W	Dale Hawerchuk	3
Nov. 20, 1988	Edmonton	7-4 W	Iain Duncan	3
Nov. 20, 1988	Edmonton	7-4 W	Andrew McBain	3
Jan. 26, 1989	at NY Islanders	8-6 L	Dale Hawerchuk	3
Feb. 19, 1989	Hartford	7-6 W	Brent Ashton	3
Mar. 18, 1989	at Toronto	10-2 W	Thomas Steen	3
Nov. 11, 1991	Los Angeles	6-2 W	Stu Barnes	3
Oct. 14, 1992	Edmonton	7-3 W	Teemu Selanne	3
Nov. 17, 1992	at Tampa Bay	6-5 W	Evgeny Davydov	3
Dec. 11, 1992	at Washington	8-6 L	Teemu Selanne	3
Feb. 22, 1993	Ottawa	6-3 W	Thomas Steen	3
Feb. 28, 1993	Minnesota	7-6 W	Teemu Selanne	4
Mar. 2, 1993	Quebec	7-4 L	Teemu Selanne	3
Mar. 9, 1993	at Tampa Bay	4-2 W	Teemu Selanne	3
Oct. 6, 1993	Washington	6-4 W	Teemu Selanne	3
Oct. 23, 1993	at Philadelphia	9-6 W	Keith Tkachuk	3
Nov. 9, 1993	at NY Islanders	5-2 W	Alexei Zhamnov	3
Nov. 30, 1993	at Los Angeles	8-6 W	Alexei Zhamnov	3
Dec. 23, 1993	Quebec	5-2 W	Teemu Selanne	3
Feb. 11, 1995	at St. Louis	3-2 W	Alexei Zhamnov	3
Mar. 28, 1995	at San Jose	6-5 L	Nelson Emerson	3
Apr. 1, 1995	at Los Angeles	7-7 T	Alexei Zhamnov	5
Oct. 7, 1995	Dallas	7-5 W	Igor Korolev	3
Dec. 12, 1995	Montreal	6-5 L	Eddie Olczyk	3
Dec. 15, 1995	Edmonton	9-4 W	Teemu Selanne	4
Feb. 1, 1996	at Colorado	6-4 L	Alexei Zhamnov	3
Mar. 26, 1996	at Dallas	8-2 W	Keith Tkachuk	4
Oct. 7, 1996	at Boston	5-2 W	Mike Gartner	3
Nov. 28, 1996	New Jersey	4-3 W	Keith Tkachuk	3
Feb. 18, 1997	Los Angeles	6-1 W	Jim McKenzie	3
Mar. 20, 1997	at Chicago	4-2 W	Keith Tkachuk	4
Dec. 1, 1997	at Florida	3-2 W	Keith Tkachuk	3
Dec. 26, 1997	at San Jose	4-0 W	Keith Tkachuk	3
Apr. 3, 1998	Anaheim	6-3 W	Keith Tkachuk	3
Mar. 7, 1999	Nashville	4-3 W	Keith Tkachuk	3
Nov. 25, 1999	New Jersey	4-2 W	Jeremy Roenick	3
Nov. 26, 1999	Colorado	7-0 W	Jeremy Roenick	3
Dec. 20, 2000	Calgary	4-2 W	Keith Tkachuk	3
Feb. 23, 2001	at Buffalo	7-3 W	Jeremy Roenick	3
Oct. 13, 2001	Washington	5-2 W	Daymond Langkow	3
Jan. 24, 2003	at Edmonton	5-1 W	Daymond Langkow	3
Nov. 27, 2003	Los Angeles	6-4 W	Ladislav Nagy	3
Dec. 3, 2005	Carolina	8-4 W	Ladislav Nagy	3
Apr. 1, 2006	at San Jose	4-3 W	Steven Reinprecht	3
Dec. 30, 2006	San Jose	8-0 W	Jeremy Roenick	3
Oct. 11, 2007	at Nashville	6-3 W	Fredrik Sjostrom	3
Nov. 7, 2007	at Anaheim	6-5 W	Peter Mueller	3
Jan. 2, 2008	at Colorado	5-2 W	Steven Reinprecht	3
Jan. 24, 2008	vs. Nashville	4-3 W (OT)	Radim Vrbata	3
Feb. 5, 2008	at Calgary	4-3 L (SO)	Peter Mueller	3
Apr. 4, 2008	at Dallas	4-2 W	Daniel Carcillo	3
Dec. 4, 2008	Toronto	6-3 W	Martin Hanzal	3
Feb. 21, 2009	at Los Angeles	6-3 W	Olli Jokinen	3

SHUTOUTS FOR

DATE	OPPONENT	RESULT	SAVES	GOALTENDER
Feb. 12, 1980	at NY Islanders	0-0 T	20	Markus Mattsson
Mar. 26, 1980	Hartford	7-0 W	27	Markus Mattsson
Jan. 31, 1981	at Toronto	2-0 W	38	Markus Mattsson
Jan. 20, 1982	Washington	3-0 W	21	Doug Soetaert
Mar. 5, 1982	Detroit	2-0 W	33	Doug Soetaert
Mar. 20, 1982	Toronto	7-0 W	21	Ed Staniowski
Oct. 9, 1982	at Detroit	8-0 W	36	Ed Staniowski
Mar . 9, 1983	Buffalo	6-0 W	24	Brian Hayward
Nov. 7, 1984	at Hartford	3-0 W	29	Marc Behrend
Jan. 5, 1986	Vancouver	4-0 W	20	Dan Bouchard
Mar. 16, 1986	Detroit	6-0 W	15	Dan Bouchard
Nov. 7, 1986	St.Louis	2-0 W	25	Daniel Berthiaume
Jan. 9, 1987	Hartford	3-0 W	29	Eldon Reddick/ Daniel Berthiaume
Jan. 19, 1988	St. Louis	3-0 W	23	Daniel Berthiaume
Feb. 3, 1988	Calgary	9-0 W	25	Daniel Berthiaume
Nov. 18, 1988	Toronto	3-0 W	30	Alain Chevrier
Feb. 26, 1989	Calgary	1-0 W	24	Bob Essensa
Nov. 18, 1989	at Philadelphia	1-0 W (OT)	31	Daniel Berthiaume
Mar. 29, 1990	at Los Angeles	1-0 W	30	Bob Essensa
Oct. 31, 1990	at Edmonton	1-0 W (OT)	34	Bob Essensa
Dec. 28, 1990	Boston	6-0 W	31	Bob Essensa
Jan. 21, 1991	Minnesota	2-0 W	28	Bob Essensa
Feb. 17, 1991	Quebec	6-0 W	25	Rick Tabaracci
Mar. 23, 1991	at Edmonton	3-0 W	26	Bob Essensa
Oct. 25, 1991	Philadelphia	2-0 W	34	Bob Essensa
Nov. 16, 1991	at New Jersey	1-0 W	40	Bob Essensa
Nov. 23, 1991	at Edmonton	4-0 W	36	Bob Essensa
Jan. 23, 1992	at Philadelphia	1-0 W	24	Stephane Beauregard
Jan. 28, 1992	at Pittsburgh	4-0 W	38	Bob Essensa
Feb. 2, 1992	San Jose	6-0 W	40	Bob Essensa
Mar. 11, 1992	San Jose	3-0 W	20	Stephane Beauregard
Dec. 19, 1992	at St. Louis	1-0 W	32	Bob Essensa
Apr. 15, 1993	Edmonton	3-0 W	31	Bob Essensa
Oct. 16, 1993	Chicago	1-0 W (OT)	33	Bob Essensa
Mar. 16, 1994	St. Louis	4-0 W	41	Tim Cheveldae
Nov. 26, 1995	Edmonton	4-0 W	34	Nikolai Khabibulin
Feb. 23, 1996	Chicago	1-0 W (OT)	36	Nikolai Khabibulin
Dec. 5, 1996	at St. Louis	3-0 W	33	Darcy Wakaluk
Jan. 25, 1997	Vancouver	4-0 W	26	Nikolai Khabibulin
Jan. 29, 1997	at Detroit	3-0 W	30	Nikolai Khabibulin
Feb. 12, 1997	at Dallas	5-0 W	33	Nikolai Khabibulin
Mar. 5, 1997	at Florida	3-0 W	14	Nikolai Khabibulin
Mar. 6, 1997	at Tampa Bay	5-0 W	30	Nikolai Khabibulin
Mar. 8, 1997	at Chicago	2-0 W	28	Nikolai Khabibulin
Mar. 22, 1997	at Toronto	3-0 W	33	Nikolai Khabibulin
Nov. 8, 1997	at Toronto	3-0 W	25	Nikolai Khabibulin
Nov. 22, 1997	Toronto	2-0 W	28	Nikolai Khabibulin
Dec. 26, 1997	at San Jose	4-0 W	30	Nikolai Khabibulin
Jan. 1, 1998	Los Angeles	4-0 W	23	Nikolai Khabibulin
Mar. 14, 1998	at St. Louis	2-0 W	24	Jimmy Waite
Nov. 1, 1998	at Los Angeles	3-0 W	31	Nikolai Khabibulin
Nov. 11, 1998	at Dallas	2-0 W	38	Jimmy Waite
Nov. 28, 1998	at Los Angeles	4-0 W	20	Nikolai Khabibulin
Dec. 12, 1998	at Ottawa	2-0 W	42	Nikolai Khabibulin
Jan. 11, 1999	Buffalo	1-0 W	23	Nikolai Khabibulin
Feb. 6, 1999	Chicago	3-0 W	28	Nikolai Khabibulin
Feb. 10, 1999	Los Angeles	3-0 W	26	Nikolai Khabibulin
Mar. 13, 1999	Anaheim	1-0 W	27	Nikolai Khabibulin
Apr. 17, 1999	Dallas	2-0 W	27	Nikolai Khabibulin
Oct. 5, 1999	Anaheim	4-0 W	21	Mikhail Shtalenkov
Oct. 31, 1999	at Anaheim	3-0 W	33	Mikhail Shtalenkov
Nov. 26, 1999	Colorado	7-0 W	28	Sean Burke
Feb. 1, 2000	at San Jose	1-0 W (OT)	34	Bob Essensa
Mar. 9, 2000	NY Islanders	5-0 W	30	Sean Burke
Mar. 11, 2000	Vancouver	5-0 W	26	Sean Burke
Oct. 30, 2000	at Colorado	4-0 W	45	Sean Burke
Nov. 12, 2000	at NY Rangers	2-0 W	39	Sean Burke
Nov. 30, 2000	Minnesota	2-0 W	30	Robert Esche
Feb. 9, 2001	Edmonton	2-0 W	38	Sean Burke
Feb. 16, 2001	at Carolina	2-0 W	33	Robert Esche
Mar. 28, 2001	at Minnesota	2-0 W	29	Sean Burke
Oct. 27, 2001	Colorado	1-0 W	29	Sean Burke
Nov. 29, 2001	Nashville	1-0 W	27	Sean Burke
Dec. 5, 2001	St. Louis	3-0 W	27	Sean Burke
Dec. 31, 2001	NY Rangers	5-0 W	37	Sean Burke
Jan. 21, 2002	at Nashville	1-0 W	19	Robert Esche
Mar. 24, 2002	Los Angeles	4-0 W	25	Sean Burke
Dec. 28, 2002	Philadelphia	4-0 W	23	Sean Burke
Jan. 8, 2003	at Chicago	0-0 T	40	Zac Bierk
Apr. 4, 2003	Nashville	1-0 W	24	Sean Burke
Oct. 12, 2003	at Anaheim	2-0 W	31	Sean Burke
Dec. 31, 2003	Los Angeles	4-0 W	21	Brian Boucher
Jan. 2, 2004	at Dallas	6-0 W	35	Brian Boucher
Jan. 4, 2004	at Carolina	3-0 W	26	Brian Boucher
Jan. 7, 2004	at Washington	3-0 W	27	Brian Boucher
Jan. 9, 2004	at Minnesota	2-0 W	21	Brian Boucher
Oct. 17, 2005	at Calgary	2-0 W	25	Curtis Joseph
Nov. 3, 2005	Los Angeles	4-0 W	21	Curtis Joseph
Apr. 13, 2006	Los Angeles	3-0 W	32	Curtis Joseph
Apr. 16, 2006	at St. Louis	3-0 W	40	Curtis Joseph
Dec. 23, 2006	Anaheim	2-0 W	29	Mikael Tellqvist
Dec. 30, 2006	San Jose	8-0 W	40	Curtis Joseph
Jan. 4, 2007	at Carolina	2-0 W	29	Curtis Joseph
Feb. 6, 2007	at Columbus	3-0 W	28	Curtis Joseph
Feb. 27, 2007	at Edmonton	3-0 W	26	Curtis Joseph
Mar. 12, 2007	Philadelphia	4-0 W	24	Mikael Tellqvist
Oct. 25, 2007	at Anaheim	1-0 W	31	Alex Auld
Nov. 2, 2007	at Dallas	5-0 W	35	Mikael Tellqvist
Nov. 17, 2007	at Los Angeles	1-0 W	28	Ilya Bryzgalov
Feb. 18, 2008	at Los Angeles	4-0 W	34	Mikael Tellqvist
Feb. 24, 2008	St. Louis	2-0 W	35	Ilya Bryzgalov
Mar. 13, 2008	Vancouver	2-0 W	24	Ilya Bryzgalov
Dec. 20, 2008	Columbus	2-0 W	33	Ilya Bryzgalov
Jan. 10, 2009	Dallas	1-0 W (SO)	38	Ilya Bryzgalov
Feb. 11, 2009	at Dallas	1-0 W	33	Ilya Bryzgalov
Apr. 1, 2009	at Colorado	3-0 W	23	Al Montoya

HIGHEST SCORING GAMES

DATE	OPPONENT	RESULT	TOTAL GOALS
Nov. 25, 1987	at Detroit	10-8 L	18
Nov. 11, 1981	at Minnesota	15-2 L	17
Feb. 25, 1985	at NY Rangers	12-5 W	17
Feb. 2, 1982	at St. Louis	10-6 L	16
Mar. 30, 1983	Los Angeles	10-5 W	15
Nov. 24, 1990	at Quebec	11-4 W	15
Feb. 6, 1981	at Edmonton	10-4 L	14
Oct. 19, 1983	Montreal	12-2 L	14
Dec. 15, 1982	at Chicago	10-3 L	13
Mar. 27, 1981	Vancouver	10-2 L	12
Nov. 29, 1981	Edmonton	10-2 L	12
Mar. 13, 1982	at Toronto	10-2 W	12
Mar. 18, 1989	at Toronto	10-2 W	12
Mar. 1, 2000	Carolina	7-5 W	12
Dec. 3, 2005	Carolina	8-4 W	12
Mar. 10, 2007	Chicago	7-5 L	12
Mar. 18, 2008	at Edmonton	8-4 L	12
Feb. 14, 2009	Calgary	7-5 L	12
Mar. 5, 1981	at Philadelphia	10-1 L	11
Mar. 25, 1987	Calgary	10-1 W	11
Mar. 5, 1988	at Toronto	10-1 W	11
Oct. 12, 1988	at Chicago	10-1 L	11
Oct. 15, 2000	at Los Angeles	6-5 W	11
Feb. 27, 2001	at Boston	7-4 L	11
Mar. 24, 2001	Edmonton	7-4 W	11
Jan. 9, 2002	San Jose	6-5 L	11
Feb. 8, 2002	Los Angeles	6-5 W	11
Dec. 26, 2005	at Colorado	7-4 L	11
Dec. 29, 2005	Los Angeles	6-5 W	11
Jan. 31, 2006	Vancouver	7-4 L	11
Oct. 11, 2006	at Detroit	9-2 L	11
Nov. 30, 2006	Los Angeles	7-4 W	11
Nov. 7, 2007	at Anaheim	6-5 W (OT)	11
Mar. 20, 2008	at Los Angeles	6-5 L (SO)	11
Mar. 30, 2009	Dallas	6-5 W (OT)	11

LOWEST SCORING GAMES

DATE	OPPONENT	RESULT	GOALTENDER	GOAL
Feb. 12, 1980	at NY Islanders	0-0 T	Markus Mattsson	----
Jan. 8, 2003	at Chicago	0-0 T	Zac Bierk	----
Jan. 10, 2009	Dallas	1-0 W (SO)	Ilya Bryzgalov	*Kyle Turris
Feb. 26, 1989	Calgary	1-0 W	Bob Essensa	Dale Hawerchuk
Nov. 18, 1989	at Philadelphia	1-0 W (OT)	Daniel Berthiaume	Doug Smail
Mar. 29, 1990	at Los Angeles	1-0 W	Bob Essensa	Pat Elynuik
Oct. 31, 1990	at Edmonton	1-0 W (OT)	Bob Essensa	Pat Elynuik
Nov. 16, 1991	at New Jersey	1-0 W	Bob Essensa	Ed Olczyk
Jan. 23, 1992	at Philadelphia	1-0 W	Stephane Beauregard	Phil Housley
Mar. 13, 1992	Hartford	1-0 L	Stephane Beauregard	Bobby Holik
Dec. 19, 1992	at St. Louis	1-0 W	Bob Essensa	Thomas Steen
Oct. 16, 1993	Chicago	1-0 W (OT)	Bob Essensa	Nelson Emerson
Feb. 16, 1996	Pittsburgh	1-0 L	Nikolai Khabibulin	Jaromir Jagr
Feb. 23, 1996	Chicago	1-0 W (OT)	Nikolai Khabibulin	Dallas Drake
Oct. 5, 1996	Hartford	1-0 L	Nikolai Khabibulin	Alexander Godynyuk
Jan. 11, 1999	Buffalo	1-0 W	Nikolai Khabibulin	Dallas Drake
Mar. 13, 1999	Anaheim	1-0 W	Nikolai Khabibulin	Mike Stapleton
Mar. 29, 1999	at Vancouver	1-0 L	Mikhail Shtalenkov	Peter Schaefer
Apr. 6, 1999	San Jose	1-0 L	Nikolai Khabibulin	Bill Houlder
Feb. 1, 2000	at San Jose	1-0 W (OT)	Bob Essensa	Keith Carney
Feb. 22, 2000	at Montreal	1-0 L	Sean Burke	Benoit Brunet
Oct. 27, 2001	Colorado	1-0 W	Sean Burke	Krystofer Kolanos
Nov. 4, 2001	at Carolina	1-0 L	Sean Burke	Josef Vasicek
Nov. 29, 2001	Nashville	1-0 W	Sean Burke	Sergei Berezin
Jan. 21, 2002	at Nashville	1-0 W	Robert Esche	Sergei Berezin
Jan. 18, 2003	Buffalo	1-0 L	Zac Bierk	Curtis Brown
Jan. 26, 2003	at Vancouver	1-0 L	Zac Bierk	Markus Naslund
Apr. 4, 2003	Nashville	1-0 W	Sean Burke	Branko Radivojevic
Nov. 23, 2003	at Atlanta	1-0 L	Brian Boucher	Marc Savard
Mar. 31, 2004	at Calgary	1-0 L	Brent Johnson	Jarome Iginla
Nov. 9, 2006	Dallas	1-0 L	Curtis Joseph	Brenden Morrow
Feb. 3, 2007	Minnesota	1-0 L	Curtis Joseph	Marian Gaborik
Oct. 25, 2007	at Anaheim	1-0 W	Alex Auld	Craig Weller
Nov. 17, 2007	at Los Angeles	1-0 W	Ilya Bryzgalov	Shane Doan
Dec. 7, 2007	vs. San Jose	1-0 L	Ilya Bryzgalov	Milan Michalek
Feb. 27, 2008	at Chicago	1-0 L	Ilya Bryzgalov	Jason Williams
Nov. 6, 2008	at Vancouver	1-0 L	Ilya Bryzgalov	Kevin Bieksa
Feb. 11, 2009	at Dallas	1-0 W	Ilya Bryzgalov	Enver Lisin

*Shootout-Deciding Goal

TOP SINGLE SEASONS

GOALS

	PLAYER	SEASON	NO.
1.	Teemu Selanne	1992-93	76
2.	Dale Hawerchuk	1984-85	53
3.	Keith Tkachuk	1996-97	52
4.	Keith Tkachuk	1995-96	50
5.	Dale Hawerchuk	1986-87	47
6.	Dale Hawerchuk	1985-86	46
7.	Dale Hawerchuk	1981-82	45
8.	Dale Hawerchuk	1987-88	44
9.	Morris Lukowich	1981-82	43
10.	Paul MacLean	1984-85	41
	Dale Hawerchuk	1988-89	41
	Keith Tkachuk	1993-94	41

ASSISTS

	PLAYER	SEASON	NO.
1.	Phil Housley	1992-93	79
2.	Dale Hawerchuk	1984-85	77
	Dale Hawerchuk	1987-88	77
4.	Dale Hawerchuk	1983-84	65
5.	Phil Housley	1991-92	63
6.	Dave Babych	1982-83	61
	Thomas Steen	1988-89	61
8.	Paul MacLean	1984-85	60
9.	Dale Hawerchuk	1985-86	59
10.	Dale Hawerchuk	1981-82	58

POINTS

	PLAYER	SEASON	NO.
1.	Teemu Selanne	1992-93	132
2.	Dale Hawerchuk	1984-85	130
3.	Dale Hawerchuk	1987-88	121
4.	Dale Hawerchuk	1985-86	105
5.	Dale Hawerchuk	1981-82	103
6.	Dale Hawerchuk	1983-84	102
7.	Paul MacLean	1984-85	101
8.	Dale Hawerchuk	1986-87	100
9.	Keith Tkachuk	1995-96	98
10.	Phil Housley	1992-93	97

POWER PLAY GOALS

	PLAYER	SEASON	NO.
1.	Teemu Selanne	1992-93	24
2.	Keith Tkachuk	1993-94	22
	Paul MacLean	1987-88	22
4.	Dale Hawerchuk	1987-88	20
	Andrew McBain	1987-88	20
	Andrew McBain	1988-89	20
	Keith Tkachuk	1995-96	20
8.	Dale Hawerchuk	1985-86	18
9.	Dale Hawerchuk	1984-85	17
	Shane Doan	**2005-06**	**17**

SHORTHANDED GOALS

	PLAYER	SEASON	NO.
1.	Dave McLlwain	1989-90	7
2.	Nelson Emerson	1993-94	5
	Bob Corkum	1997-98	5
4.	Trevor Letowski	1999-00	4
	Brian Mullen	1983-84	4
	Doug Smail	1983-84	4
	Dallas Drake	1995-96	4
8.	Several players tied with 3		

GAME-WINNING GOALS

	PLAYER	SEASON	NO.
1.	Jeremy Roenick	1999-00	12
2.	Keith Tkachuk	1997-98	8
3.	Lucien Deblois	1982-83	7
	Ed Olczyk	1991-92	7
	Teemu Selanne	1992-93	7
	Keith Tkachuk	1996-97	7
	Jeremy Roenick	1996-97	7
	Mike Gartner	1996-97	7
	Keith Tkachuk	1998-99	7
	Jeremy Roenick	2000-01	7
	Shane Doan	**2005-06**	**7**
	Shane Doan	**2006-07**	**7**

PENALTY MINUTES

	PLAYER	SEASON	NO.
1.	Tie Domi	1993-94	347
2.	Daniel Carcillo	2007-08	324
3.	Jimmy Mann	1979-80	287
4.	Shawn Cronin	1991-92	271
5.	Gord Donnelly	1990-91	265
6.	Mike Hartman	1991-92	264
7.	Keith Tkachuk	1993-94	255
8.	Tie Domi	1992-93	249
9.	Shawn Cronin	1989-90	243
10.	Laurie Boschman	1985-86	241

WINS

	PLAYER	SEASON	NO.
1.	Sean Burke	2001-02	33
	Brian Hayward	1984-85	33
	Bob Essensa	1992-93	33
4.	Curtis Joseph	2005-06	32
	Nikolai Khabibulin	1998-99	32
6.	Nikolai Khabibulin	1996-97	30
	Nikolai Khabibulin	1997-98	30
8.	Nikolai Khabibulin	1995-96	26
	Ilya Bryzgalov	**2007-08**	**26**
	Ilya Bryzgalov	**2008-09**	**26**

SHUTOUTS

	PLAYER	SEASON	NO.
1.	Nikolai Khabibulin	1998-99	8
2.	Nikolai Khabibulin	1996-97	7
3.	Brian Boucher	2003-04	5
	Sean Burke	2001-02	5
	Bob Essensa	1991-92	5
6.	Bob Essensa	1990-91	4
	Nikolai Khabibulin	1997-98	4
	Sean Burke	2000-01	4
	Curtis Joseph	2005-06	4
	Curtis Joseph	2006-07	4

GOALS AGAINST AVERAGE

(min. 25 games played)

	PLAYER	SEASON	AVG.
1.	Nikolai Khabibulin	1998-99	2.13
2.	Sean Burke	2000-01	2.27
3.	Sean Burke	2001-02	2.29
4.	**Ilya Bryzgalov**	**2007-08**	**2.43**
5.	Sean Burke	1999-00	2.55
6.	Nikolai Khabibulin	1997-98	2.74
	Brian Boucher	2003-04	2.74
8.	Bob Essensa	1999-00	2.78
9.	Sean Burke	2003-04	2.81
10.	Nikolai Khabibulin	1996-97	2.83

SAVE PERCENTAGE

(min. 25 games played)

	PLAYER	SEASON	SV%.
1.	Nikolai Khabibulin	1998-99	.923
2.	Sean Burke	2000-01	.922
3.	**Ilya Bryzgalov**	**2007-08**	**.921**
4.	Sean Burke	2001-02	.920
5.	Sean Burke	1999-00	.914
6.	Bob Essensa	1991-92	.910
7.	Sean Burke	2003-04	.908
	Nikolai Khabibulin	1996-97	.908
	Nikolai Khabibulin	1995-96	.908
10.	Brian Boucher	2003-04	.906
	Ilya Bryzgalov	**2008-09**	**.906**

SINGLE SEASON LEADERS

GOALS

SEASON	NO.	PLAYER
1979-80	35	Morris Lukowich
1980-81	33	Morris Lukowich
1981-82	45	Dale Hawerchuk
1982-83	40	Dale Hawerchuk
1983-84	37	Dale Hawerchuk
1984-85	53	Dale Hawerchuk
1985-86	46	Dale Hawerchuk
1986-87	47	Dale Hawerchuk
1987-88	44	Dale Hawerchuk
1988-89	41	Dale Hawerchuk
1989-90	32	Pat Elynuik, Paul Fenton
1990-91	31	Pat Elynuik
1991-92	32	Eddie Olczyk
1992-93	76	Teemu Selanne
1993-94	41	Keith Tkachuk
1994-95	30	Alexei Zhamnov
1995-96	50	Keith Tkachuk
1996-97	52	Keith Tkachuk
1997-98	40	Keith Tkachuk
1998-99	36	Keith Tkachuk
1999-00	34	Jeremy Roenick
2000-01	30	Jeremy Roenick
2001-02	32	Daniel Briere
2002-03	23	Mike Johnson
2003-04	**27**	**Shane Doan**
2005-06	**30**	Mike Comrie, **Shane Doan**
2006-07	**27**	**Shane Doan**
2007-08	**28**	**Shane Doan**
2008-09	**31**	**Shane Doan**

ASSISTS

SEASON	NO.	PLAYER
1979-80	39	Morris Lukowich
1980-81	43	Dave Christian
1981-82	58	Dale Hawerchuk
1982-83	61	Dave Babych
1983-84	65	Dale Hawerchuk
1984-85	77	Dale Hawerchuk
1985-86	59	Dale Hawerchuk
1986-87	53	Dale Hawerchuk
1987-88	77	Dale Hawerchuk
1988-89	61	Thomas Steen
1989-90	55	Dale Hawerchuk
1990-91	53	Phil Housley
1991-92	63	Phil Housley
1992-93	79	Phil Housley
1993-94	45	Alexei Zhamnov
1994-95	35	Alexei Zhamnov
1995-96	48	Teemu Selanne, Keith Tkachuk
1996-97	45	Oleg Tverdovsky
1997-98	44	Cliff Ronning
1998-99	48	Jeremy Roenick
1999-00	44	Jeremy Roenick
2000-01	46	Jeremy Roenick
2001-02	35	Daymond Langkow, Teppo Numminen
2002-03	40	Mike Johnson
2003-04	**41**	**Shane Doan**
2005-06	41	Ladislav Nagy
2006-07	**28**	**Shane Doan**
2007-08	**50**	**Shane Doan**
2008-09	**42**	**Shane Doan**

POINTS

SEASON	NO.	PLAYER
1979-80	74	Morris Lukowich
1980-81	71	Dave Christian
1981-82	103	Dale Hawerchuk
1982-83	91	Dale Hawerchuk
1983-84	102	Dale Hawerchuk
1984-85	130	Dale Hawerchuk
1985-86	105	Dale Hawerchuk
1986-87	100	Dale Hawerchuk
1987-88	121	Dale Hawerchuk
1988-89	96	Dale Hawerchuk
1989-90	81	Dale Hawerchuk
1990-91	76	Phil Housley
1991-92	86	Phil Housley
1992-93	132	Teemu Selanne
1993-94	81	Keith Tkachuk
1994-95	65	Alexei Zhamnov
1995-96	98	Keith Tkachuk
1996-97	86	Keith Tkachuk
1997-98	66	Keith Tkachuk
1998-99	72	Jeremy Roenick
1999-00	78	Jeremy Roenick
2000-01	76	Jeremy Roenick
2001-02	62	Daymond Langkow
2002-03	63	Mike Johnson
2003-04	**68**	**Shane Doan**
2005-06	**66**	**Shane Doan**
2006-07	**55**	**Shane Doan**
2007-08	**78**	**Shane Doan**
2008-09	**73**	**Shane Doan**

POWER PLAY GOALS

SEASON	NO.	PLAYER
1979-80	13	Morris Lukowich
1980-81	9	Dave Christian, Morris Lukowich
1981-82	13	Morris Lukowich
1982-83	15	Paul MacLean
1983-84	13	Paul MacLean
1984-85	17	Dale Hawerchuk
1985-86	18	Dale Hawerchuk
1986-87	10	Dale Hawerchuk, Paul MacLean
1987-88	22	Paul MacLean
1988-89	20	Andrew McBain
1989-90	14	Pat Elynuik
1990-91	16	Pat Elynuik
1991-92	13	Fredrik Olausson
1992-93	24	Teemu Selanne
1993-94	22	Keith Tkachuk
1994-95	9	Alexei Zhamnov
1995-96	20	Keith Tkachuk
1996-97	13	Mike Gartner
1997-98	11	Keith Tkachuk
1998-99	11	Keith Tkachuk
1999-00	6	Jeremy Roenick, Travis Green
2000-01	13	Jeremy Roenick
2001-02	12	Daniel Briere
2002-03	8	Mike Johnson, Ladislav Nagy
2003-04	11	Ladislav Nagy
2005-06	**17**	**Shane Doan**
2006-07	**11**	**Shane Doan**
2007-08	**9**	**Shane Doan**
2008-09	**10**	**Shane Doan**

SHORTHANDED GOALS

SEASON	NO.	PLAYER
1979-80	2	Jude Drouin
1980-81	3	Doug Smail
1981-82	1	Four players tied
1982-83	3	Lucien Deblois, Doug Smail
1983-84	4	Brian Mullen, Doug Smail
1984-85	3	Dale Hawerchuk, Doug Smail
1985-86	3	Doug Smail, Thomas Steen
1986-87	3	Thomas Steen
1987-88	3	Dale Hawerchuk, Doug Smail
1988-89	3	Dale Hawerchuk
1989-90	7	Dave McLlwain
1990-91	2	Dave McLlwain, Phil Sykes
1991-92	2	Troy Murray, Danton Cole
1992-93	1	Alexei Zhamnov, Teppo Numminen, Luciano Borsato
1993-94	5	Nelson Emerson
1994-95	2	Keith Tkachuk, Teemu Selanne
1995-96	4	Dallas Drake
1996-97	3	Jeremy Roenick
1997-98	5	Bob Corkum
1998-99	2	Keith Tkachuk, Mike Stapleton, Keith Carney
1999-00	4	Trevor Letowski
2000-01	3	Mike Sullivan
2001-02	3	Daymond Langkow
2002-03	2	Daymond Langkow
2003-04	3	Daniel Cleary
2005-06	3	Keith Ballard
2006-07	3	Owen Nolan
2007-08	**3**	**Radim Vrbata**
2008-09	**2**	**Martin Hanzal**

SINGLE SEASON LEADERS

GAME-WINNING GOALS

SEASON	NO.	PLAYER
1979-80	4	Willy Lindstrom
1980-81	2	Morris Lukowich
1981-82	6	Morris Lukowich
1982-83	7	Lucien Deblois
1983-84	5	Paul MacLean
1984-85	6	Paul MacLean
1985-86	4	Ray Neufeld, Doug Smail
1986-87	6	Paul MacLean
1987-88	5	Andrew McBain, Doug Smail
1988-89	6	Pat Elynuik
1989-90	6	Doug Smail, Greg Paslawski
1990-91	4	Pat Elynuik
1991-92	7	Ed Olczyk
1992-93	7	Teemu Selanne
1993-94	6	Nelson Emerson
1994-95	4	Alexei Zhamnov
1995-96	6	Keith Tkachuk
1996-97	7	Keith Tkachuk, Jeremy Roenick, Mike Gartner
1997-98	8	Keith Tkachuk
1998-99	7	Keith Tkachuk
1999-00	12	Jeremy Roenick
2000-01	7	Jeremy Roenick
2001-02	6	Teppo Numminen
2002-03	6	Ladislav Nagy
2003-04	6	Ladislav Nagy
2005-06	**7**	**Shane Doan**
2006-07	**7**	**Shane Doan**
2007-08	**5**	**Shane Doan,** Niko Kapanen, **Radim Vrbata**
2008-09	**4**	**Shane Doan, Peter Mueller**

PENALTY MINUTES

SEASON	NO.	PLAYER
1979-80	287	Jimmy Mann
1980-81	105	Jimmy Mann
1981-82	110	Bryan Maxwell
1982-83	131	Bryan Maxwell
1983-84	234	Laurie Boschman
1984-85	180	Laurie Boschman
1985-86	241	Laurie Boschman
1986-87	162	Jim Kyte
1987-88	229	Laurie Boschman
1988-89	228	Gord Donnelly
1989-90	243	Shawn Cronin
1990-91	265	Gord Donnelly
1991-92	271	Shawn Cronin
1992-93	249	Tie Domi
1993-94	347	Tie Domi
1994-95	152	Keith Tkachuk
1995-96	205	Dave Manson
1996-97	228	Keith Tkachuk
1997-98	157	Rick Tocchet
1998-99	190	Jim Cummins
1999-00	102	Jeremy Roenick
2000-01	114	Jeremy Roenick
2001-02	152	Todd Simpson
2002-03	135	Andrei Nazarov, Todd Simpson
2003-04	125	Andrei Nazarov
2005-06	**123**	**Shane Doan**
2006-07	188	Josh Gratton
2007-08	324	Daniel Carcillo
2008-09	108	Brandon Prust

ALL-TIME CAREER LEADERS

GAMES PLAYED

1.	Teppo Numminen	1,098
2.	**Shane Doan**	**965**
3.	Thomas Steen	950
4.	Dale Hawerchuk	713
5.	Doug Smail	691
6.	Keith Tkachuk	640
7.	Randy Carlyle	564
8.	Ron Wilson	536
9.	Paul MacLean	528
10.	Laurie Boschman	526

GOALS

1.	Dale Hawerchuk	379
2.	Keith Tkachuk	323
3.	Thomas Steen	264
4.	**Shane Doan**	**258**
5.	Paul MacLean	248
6.	Doug Smail	189
7.	Morris Lukowich	168
8.	Jeremy Roenick	152
	Laurie Boschman	152
10.	Teemu Selanne	147

ASSISTS

1.	Thomas Steen	553
2.	Dale Hawerchuk	550
3.	Teppo Numminen	426
4.	**Shane Doan**	**365**
5.	Keith Tkachuk	300
6.	Paul MacLean	270
7.	Fredrik Olausson	249
8.	Dave Babych	248
9.	Jeremy Roenick	227
	Laurie Boschman	227

POINTS

1.	Dale Hawerchuk	929
2.	Thomas Steen	817
3.	Keith Tkachuk	623
	Shane Doan	**623**
5.	Teppo Numminen	534
6.	Paul MacLean	518
7.	Doug Smail	397
8.	Jeremy Roenick	379
	Laurie Boschman	379
10.	Morris Lukowich	345

PENALTY MINUTES

1.	Keith Tkachuk	1508
2.	Laurie Boschman	1338
3.	**Shane Doan**	**915**
4.	Jim Kyte	772
5.	Kris King	762
6.	Tim Watters	760
7.	Thomas Steen	753
8.	Randy Carlyle	736
9.	Gord Donnelly	726
	Paul MacLean	726

POWER PLAY GOALS

1.	Dale Hawerchuk	122
2.	Keith Tkachuk	114
3.	Paul MacLean	97
4.	**Shane Doan**	**77**
5.	Thomas Steen	73
6.	Teemu Selanne	49
7.	Morris Lukowich	46
8.	Ed Olczyk	45
9.	Pat Elynuik	44
10.	Jeremy Roenick	43

SHORTHANDED GOALS

1.	Doug Smail	25
2.	Thomas Steen	13
3.	Dale Hawerchuk	12
	Keith Tkachuk	12
5.	Dave McLlwain	9
6.	Dallas Drake	8
7.	Jeremy Roenick	7
	Laurie Boschman	7
9.	**Shane Doan**	**6**
	Bob Corkum	6
	Ron Wilson	6
	Mike Sullivan	6
	Nelson Emerson	6

GAME-WINNING GOALS

1.	**Shane Doan**	**44**
2.	Keith Tkachuk	40
3.	Jeremy Roenick	33
4.	Doug Smail	31
5.	Dale Hawerchuk	29
	Thomas Steen	29
7.	Paul MacLean	24
8.	Ladislav Nagy	21
9.	Teppo Numminen	19
10.	Laurie Boschman	16
	Morris Lukowich	16

HAT TRICKS

1.	Dale Hawerchuk	12
2.	Keith Tkachuk	9
3.	Teemu Selanne	8
4.	Paul MacLean	7
5.	Alexei Zhamnov	5
6.	Jeremy Roenick	4
	Thomas Steen	4
8.	Ray Neufeld	3

ALL-TIME CAREER DEFENSEMEN LEADERS

GOALS

1.	Teppo Numminen	108
2.	Dave Ellett	95
3.	Fredrik Olausson	86
4.	Randy Carlyle	80
5.	Dave Babych	73
6.	Phil Housley	64
7.	Paul Mara	38
8.	**Ed Jovanovski**	**32**
9.	Moe Mantha	31
10.	Deron Quint	27

ASSISTS

1.	Teppo Numminen	426
2.	Fredrik Olausson	249
3.	Dave Babych	248
4.	Randy Carlyle	226
5.	Dave Ellett	204
6.	Phil Housley	195
7.	Moe Mantha	125
8.	Mario Marois	116
9.	Paul Mara	104
10.	Tim Watters	101

POINTS

1.	Teppo Numminen	534
2.	Fredrik Olausson	335
3.	Dave Babych	321
4.	Randy Carlyle	306
5.	Dave Ellett	299
6.	Phil Housley	259
7.	Moe Mantha	156
8.	Paul Mara	142
9.	Mario Marois	133
10.	Tim Watters	122

ALL-TIME CAREER GOALTENDING LEADERS

GAMES PLAYED

1.	Bob Essensa	311
2.	Nikolai Khabibulin	284
3.	Sean Burke	211
4.	Brian Hayward	165
5.	Doug Soetaert	130

MINUTES PLAYED

1.	Bob Essensa	17244
2.	Nikolai Khabibulin	16027
3.	Sean Burke	12348
4.	Brian Hayward	9172
5.	Doug Soetaert	7229

WINS

1.	Bob Essensa	129
2.	Nikolai Khabibulin	126
3.	Sean Burke	97
4.	Brian Hayward	63
5.	**Ilya Bryzgalov**	**52**

SHUTOUTS

1.	Nikolai Khabibulin	21
2.	Bob Essensa	15
3.	Sean Burke	15
4.	Curtis Joseph	8
5.	**Ilya Bryzgalov**	**6**

GOALS AGAINST AVERAGE

(min. 25 games)

1.	Sean Burke	2.39
2.	Jimmy Waite	2.45
3.	**Ilya Bryzgalov**	**2.73**
4.	Nikolai Khabibulin	2.75
5.	Brian Boucher	2.86

SAVE PERCENTAGE

(min. 25 games)

1.	Sean Burke	.919%
2.	**Ilya Bryzgalov**	**.913%**
3.	Nikolai Khabibulin	.908%
4.	Jimmy Waite	.903%
5.	Curtis Joseph	.898%
	Brian Boucher	.898%

ALL-TIME SCORING BY POINTS

#	PLAYER	GP	G	A	PTS	PIM
1	Dale Hawerchuk	713	379	550	929	478
2	Thomas Steen	950	264	553	817	753
3	Keith Tkachuk	640	323	300	623	1508
4	**Shane Doan**	**965**	**258**	**365**	**623**	**915**
5	Teppo Numminen	1098	108	426	534	405
6	Paul MacLean	528	248	270	518	726
7	Doug Smail	691	189	208	397	466
8	Jeremy Roenick	454	152	227	379	596
9	Laurie Boschman	526	152	227	379	1338
10	Morris Lukowich	431	168	177	345	438
11	Fredrik Olausson	496	86	249	335	196
12	David Babych	390	73	248	321	392
13	Teemu Selanne	231	147	159	306	87
14	Randy Carlyle	564	80	226	306	736
15	Dave Ellett	475	95	204	299	504
16	Brian Mullen	372	124	172	296	132
17	Alexei Zhamnov	235	103	164	267	205
18	Phil Housley	232	64	195	259	168
19	Ladislav Nagy	321	92	157	249	312
20	Pat Elynuik	289	115	129	244	462
21	Andrew McBain	408	101	129	230	421
22	Darrin Shannon	451	77	149	226	328
23	Dallas Drake	382	82	143	225	328
24	Dave Christian	230	79	130	209	73
25	Ron Wilson	536	75	134	209	236
26	Eddie Olczyk	214	95	106	201	235
27	Scott Arniel	406	80	112	192	336
28	Willy Lindstrom	288	98	91	189	106
29	Lucien Deblois	235	87	102	189	208
30	Daymond Langkow	243	68	98	166	132
31	Brent Ashton	222	66	95	161	135
32	Mike Johnson	242	47	112	159	139
33	Moe Mantha	318	31	125	156	203
34	Daniel Briere	258	70	76	146	146
35	Steven Reinprecht	231	51	92	143	82
36	Bengt Lundholm	275	48	95	143	72
37	Paul Mara	323	38	104	142	268
38	Mario Marois	255	17	116	133	178
39	Rick Tocchet	213	64	66	130	371
40	Ray Neufeld	249	61	66	127	388
41	Craig Janney	158	32	94	126	38
42	Tim Watters	438	21	101	122	760
43	**Ed Jovanovski**	**216**	**32**	**84**	**116**	**242**
44	Norm Dupont	181	47	67	114	38
45	Cliff Ronning	156	32	81	113	64
46	Nelson Emerson	131	47	64	111	106
47	Oleg Tverdovsky	241	24	83	107	80
48	Perry Turnbull	172	43	57	100	357
49	**Zbynek Michalek**	**321**	**23**	**73**	**96**	**158**
50	Mike Comrie	132	45	50	95	91
51	Derek Morris	288	25	68	93	278
52	Jyrki Lumme	192	19	74	93	122
53	Igor Korolev	159	33	58	91	80
54	Mike Gartner	142	44	46	90	62
55	**Peter Mueller**	**153**	**35**	**55**	**90**	**56**
56	Luciano Borsato	203	35	55	90	113
57	Greg Adams	144	38	51	89	40
58	Iain Duncan	127	34	55	89	149
59	Juha Ylonen	261	22	65	87	80
60	Keith Ballard	233	19	68	87	243
61	Deron Quint	271	27	56	83	104
62	Peter Sullivan	126	28	54	82	40
63	Paul Fenton	156	50	31	81	91
64	Claude Lemieux	164	32	49	81	158
65	Dave McLlwain	143	40	38	78	108
66	Travis Green	147	38	36	74	108
67	Paul MacDermid	172	32	42	74	379
68	Fredrik Sjostrom	261	32	41	73	126
69	Trevor Letowski	206	30	43	73	58
70	Dave Manson	205	14	59	73	559
71	Landon Wilson	183	32	36	68	180
72	Kris King	341	28	40	68	762
73	Gilles Hamel	142	35	32	67	59
74	Mike Stapleton	253	28	39	67	143
75	Greg Paslawski	114	27	40	67	24
76	Mike Eagles	293	21	46	67	464
77	Doug Evans	127	24	42	66	209
78	**Martin Hanzal**	**146**	**19**	**47**	**66**	**68**
79	Robert Picard	160	20	43	63	158
80	Radoslav Suchy	372	12	51	63	74
81	Keith Carney	266	9	54	63	253
82	Bob Corkum	233	30	30	60	85
83	Oleg Saprykin	126	25	34	59	104
84	Evgeny Davydov	91	32	24	56	74
85	**Radim Vrbata**	**76**	**27**	**29**	**56**	**14**
86	Branko Radivojevic	150	25	31	56	103
87	Danny Markov	136	10	46	56	103
88	Don Spring	259	1	54	55	80
89	Brad May	154	24	30	54	234
90	Troy Murray	103	20	34	54	103
91	Brian Savage	134	24	29	53	66
92	Michal Handzus	89	19	34	53	55
93	Norm Maciver	112	11	40	51	88
94	Stephane Quintal	124	14	35	49	197
95	Stu Barnes	102	25	23	48	44
96	Igor Ulanov	176	5	43	48	385
97	Peter Taglianetti	207	10	37	47	604
98	Geoff Sanderson	75	25	21	46	58
99	Tim Trimper	140	23	23	46	138
100	Danny Geoffrion	79	20	26	46	82
101	Mika Alatalo	152	17	29	46	58
102	Craig Norwich	70	10	35	45	36
103	Ossi Vaananen	291	10	35	45	333
104	**Keith Yandle**	**119**	**9**	**35**	**44**	**59**
105	Phil Sykes	170	25	18	43	157
106	Olli Jokinen	57	21	21	42	49
107	Daniel Carcillo	129	20	21	41	572
108	Mike Eastwood	126	18	23	41	28
109	Peter Marsh	81	16	25	41	68
110	Danton Cole	98	21	19	40	92
111	Owen Nolan	76	16	24	40	56
112	Tie Domi	173	15	25	40	724
113	Jim Nill	141	17	21	38	209
114	Niko Kapanen	98	12	25	37	42

ALL-TIME SCORING BY POINTS

#	PLAYER	GP	G	A	PTS	PIM
115	Hannu Jarvenpaa	114	11	26	37	83
116	Tony Amonte	59	13	23	36	26
117	Jim Kyte	399	11	25	36	772
118	Mark Kumpel	141	19	16	35	50
119	Randy Gilhen	185	18	17	35	151
120	Krystofer Kolanos	109	17	18	35	74
118	Tim Young	44	15	19	34	25
119	Lars-Erik Sjoberg	79	7	27	34	48
120	Yanic Perreault	49	19	14	33	30
121	**Daniel Winnik**	**128**	**14**	**19**	**33**	**88**
122	Mike Sullivan	256	13	20	33	66
123	Joe Juneau	69	10	23	33	28
124	Bryan Maxwell	102	8	25	33	268
125	Kris Manery	63	19	13	32	30
126	Darren Turcotte	59	16	16	32	26
127	Mark Osborne	80	12	20	32	124
128	Wade Campbell	185	9	23	32	245
129	Dave Scatchard	93	14	17	31	156
130	Jan Hrdina	59	11	19	30	38
131	Chris Gratton	82	11	19	30	114
132	Sergei Bautin	130	5	25	30	174
133	Larry Hopkins	60	13	16	29	26
134	Gord Donnelly	173	12	17	29	726
135	Boris Mironov	65	7	22	29	96
136	Bryan Erickson	73	6	23	29	20
137	Brad Berry	163	4	25	29	196
138	Enver Lisin	78	18	10	28	46
139	Jeff Taffe	98	15	13	28	26
140	**Mikkel Boedker**	**78**	**11**	**17**	**28**	**18**
141	Paul Ysebaert	60	9	18	27	18
142	Darryl Shannon	108	7	20	27	138
143	Serge Savard	123	6	21	27	55
144	Mike Zigomanis	108	16	10	26	52
145	Brad Isbister	98	13	12	25	148
146	**Joel Perrault**	**76**	**11**	**14**	**25**	**68**
147	Rick Bowness	45	8	17	25	45
148	Barry Long	70	6	19	25	46
149	Scott Campbell	77	4	21	25	191
150	Todd Simpson	146	4	21	25	299
151	Russ Romaniuk	85	10	14	24	46
152	Jude Drouin	85	8	16	24	54
153	Dean Kennedy	172	5	19	24	269
154	Gerald Diduck	133	9	14	23	213
155	Doug Lecuyer	45	6	17	23	66
156	Nick Boynton	138	5	18	23	263
157	Craig Levie	62	8	14	22	80
158	Boyd Devereaux	78	8	14	22	44
159	Georges Laraque	56	5	17	22	52
160	Jim McKenzie	202	12	9	21	548
161	John Markell	52	11	10	21	36
162	Mike Leclerc	35	9	12	21	29
163	Jimmy Mann	202	9	12	21	598
164	**Kyle Turris**	**66**	**8**	**13**	**21**	**23**
165	Mike Lalor	128	6	15	21	140
166	Joakim Lindstrom	44	9	11	20	28
167	Mathias Tjarnqvist	104	9	11	20	36
168	John Druce	50	6	14	20	37
169	Cale Hulse	82	3	17	20	123
170	Lyle Moffat	74	10	9	19	38
171	Brad Jones	47	9	10	19	6
172	Travis Roche	50	6	13	19	22
173	Ramzi Abid	30	10	8	18	30
174	Steve Rooney	86	9	9	18	274
175	Jamie Lundmark	38	5	13	18	36
176	Mike Ricci	85	10	7	17	73
177	Bill Thomas	40	9	8	17	10
178	Jayson More	64	6	11	17	90
179	Daniel Cleary	68	6	11	17	42
180	Al Cameron	92	4	13	17	93
181	John Slaney	55	3	14	17	24
182	**Viktor Tikhonov**	**61**	**8**	**8**	**16**	**20**
183	Sergei Berezin	41	7	9	16	4
184	**Matthew Lombardi**	**19**	**5**	**11**	**16**	**14**
185	Anders Steen	42	5	11	16	22
186	David Tanabe	66	5	11	16	30
187	Murray Eaves	49	4	12	16	7
188	Jeff Finley	130	4	12	16	121
189	John Leblanc	38	12	3	15	10
190	Andrei Nazarov	122	10	5	15	311
191	Lorne Stamler	62	8	7	15	12
192	Stan Neckar	130	4	11	15	109
193	Mike Sillinger	60	8	6	14	54
194	Mike York	63	6	8	14	4
195	Tyson Nash	119	3	11	14	194
196	J.J. Daigneault	88	1	13	14	54
197	Shawn Cronin	193	1	13	14	703
198	**Scottie Upshall**	**19**	**8**	**5**	**13**	**26**
199	Robert Reichel	13	7	6	13	4
200	Chad Kilger	63	6	7	13	29
201	Todd Fedoruk	72	6	7	13	72
202	Jim Johnson	71	5	8	13	92
203	Benoit Hogue	27	3	10	13	10
204	Dennis Seidenberg	66	2	11	13	30
205	Barry Melrose	92	5	7	12	164
206	Kelly Buchberger	79	3	9	12	109
207	Ross Cory	51	2	10	12	41
208	Bob Essensa	311	0	12	12	18
209	Randy Cunneyworth	28	5	6	11	34
210	Oleg Kvasha	15	4	7	11	6
211	Craig Weller	59	3	8	11	80
212	Petr Nedved	25	2	9	11	34
213	Wayne McBean	31	2	9	11	24
214	Denis Gauthier	45	2	9	11	61
215	Ken Klee	68	1	10	11	24
216	**Matt Jones**	**106**	**1**	**10**	**11**	**63**
217	Bill Derlago	27	5	5	10	6
218	Rick Dudley	30	5	5	10	28
219	**Kevin Porter**	**34**	**5**	**5**	**10**	**4**
220	Bobby Hull	18	4	6	10	0
221	Patrick Fischer	27	4	6	10	24
222	Wyatt Smith	54	3	7	10	13
223	**Petr Prucha**	**19**	**2**	**8**	**10**	**6**
224	Neil Wilkinson	61	2	8	10	108
225	Aaron Broten	25	4	5	9	14

ALL-TIME SCORING BY POINTS

#	PLAYER	GP	G	A	PTS	PIM
226	Jerry Butler	42	3	6	9	14
227	David Hale	48	3	6	9	36
228	Barry Legge	76	1	8	9	126
229	Jordy Douglas	24	4	4	8	8
230	Brent Hughes	39	4	4	8	115
231	Mike Hartman	75	4	4	8	264
232	Drake Berehowsky	39	2	6	8	69
233	Lyle Odelein	16	1	7	8	19
234	Kevyn Adams	33	1	7	8	8
235	Sean O'Donnell	57	1	7	8	121
236	Jim Cummins	75	1	7	8	237
237	Brian Hayward	165	0	8	8	37
238	Jocelyn Lemieux	32	4	3	7	27
239	Louie DeBrusk	115	4	3	7	191
240	Paul Ranheim	40	3	4	7	10
241	Rob Murray	49	2	5	7	34
242	Todd Gill	41	1	6	7	30
243	**Kurt Sauer**	**68**	**1**	**6**	**7**	**36**
244	Michel Petit	32	4	2	6	77
245	Mikael Renberg	10	2	4	6	2
246	Dave Silk	32	2	4	6	63
247	Bryan Marchment	37	2	4	6	121
248	Mark Plantery	25	1	5	6	14
249	Don Barber	27	1	5	6	18
250	Hilliard Graves	35	1	5	6	15
251	Brad McCrimmon	37	1	5	6	18
252	Murray Baron	53	1	5	6	110
253	Ed Staniowski	62	0	6	6	4
254	Brad Ference	78	0	6	6	131
255	Doug Soetaert	130	0	6	6	38
256	Nikolai Khabibulin	284	0	6	6	62
257	Bill Riley	14	3	2	5	7
258	Michal Grosek	28	3	2	5	21
259	Sergei Kharin	7	2	3	5	2
260	Petri Skriko	15	2	3	5	4
261	Tom Bladon	9	0	5	5	13
262	Jamie Rivers	18	0	5	5	26
263	Bobby Dollas	56	0	5	5	66
264	Dave Hunter	34	3	1	4	61
265	Yanick Lehoux	10	2	2	4	6
266	Steven Goertzen	16	2	2	4	24
267	Gord McTavish	10	1	3	4	2
268	Dmitri Kalinin	15	1	3	4	6
269	Affie Turcotte	17	1	3	4	2
270	Craig Muni	25	1	3	4	37
271	Jason Doig	28	1	3	4	50
272	Dave Tomlinson	31	1	3	4	24
273	Richard Mulhern	19	0	4	4	14
274	Alain Chevrier	22	0	4	4	2
275	Sean Burke	211	0	4	4	52
276	Kris Draper	20	3	0	3	9
277	Dave Hoyda	24	2	1	3	42
278	Tavis Hansen	34	2	1	3	16
279	Josh Gratton	64	2	1	3	223
280	Mark Janssens	7	1	2	3	4
281	Joel Bouchard	32	1	2	3	22
282	Greg Brown	9	0	3	3	17
283	Paul Pooley	15	0	3	3	0
284	Todd Warriner	18	0	3	3	8
285	Mikhail Shtalenkov	19	0	3	3	2
286	Anssi Melametsa	27	0	3	3	2
287	Oleg Mikulchik	29	0	3	3	29
288	Robert Esche	58	0	3	3	22
289	Pierre Hamel	64	0	3	3	14
290	Daniel Berthiaume	120	0	3	3	20
291	Craig Duncanson	7	2	0	2	16
292	Ivan Novoseltsev	17	2	0	2	6
293	Stu Kulak	18	2	0	2	24
294	Tom Martin	24	2	0	2	91
295	Don MacLean	9	1	1	2	0
296	Iain Fraser	12	1	1	2	4
297	Erik Westrum	15	1	1	2	20
298	Denis Pederson	19	1	1	2	20
299	Stephen Leach	22	1	1	2	37
300	Chris Joseph	33	1	1	2	16
301	Anatoli Fedotov	1	0	2	2	0
302	Craig Mills	4	0	2	2	0
303	Todd Reirden	7	0	2	2	4
304	Markku Kyllonen	9	0	2	2	2
305	Brian McReynolds	9	0	2	2	4
306	Nigel Dawes	12	0	2	2	0
307	Jyrki Seppa	13	0	2	2	6
308	Andy Brickley	14	0	2	2	2
309	Joel Baillargeon	15	0	2	2	27
310	Brendan Bell	16	0	2	2	8
311	John Bethel	17	0	2	2	4
312	Arto Blomsten	19	0	2	2	8
313	Dallas Eakins	20	0	2	2	48
314	Peter Douris	21	0	2	2	0
315	Markus Mattsson	52	0	2	2	0
316	Rick Tabaracci	61	0	2	2	22
317	Mikael Tellqvist	67	0	2	2	2
318	**Ilya Bryzgalov**	**120**	**0**	**2**	**2**	**6**
319	Tony Joseph	2	1	0	1	0
320	Ryan Stewart	3	1	0	1	0
321	Mark Osiecki	4	1	0	1	2
322	Sandy Beadle	6	1	0	1	2
323	David Oliver	9	1	0	1	2
324	Moe Lemay	10	1	0	1	14
325	Pat Daley	12	1	0	1	13
326	Craig Endean	2	0	1	1	0
327	Mike Lauen	3	0	1	1	0
328	Matt Murley	3	0	1	1	0
329	**David Schlemko**	**3**	**0**	**1**	**1**	**0**
330	**Jeff Hoggan**	**4**	**0**	**1**	**1**	**7**
331	Mark Holden	4	0	1	1	0
332	Brett Hull	5	0	1	1	0
333	Todd Flichel	6	0	1	1	4
334	Bob Guindon	6	0	1	1	0
335	Michael Rupp	7	0	1	1	6
336	Sean Gagnon	7	0	1	1	21
337	Alan Kerr	7	0	1	1	2
338	Jason Jaspers	9	0	1	1	6
339	Dan McFall	9	0	1	1	0

ALL-TIME SCORING BY POINTS

#	PLAYER	GP	G	A	PTS	PIM
340	Guy Larose	10	0	1	1	14
341	Jamie Huscroft	11	0	1	1	27
342	Scott Levins	11	0	1	1	23
343	Brandon Prust	11	0	1	1	29
344	Darcy Wakaluk	16	0	1	1	4
345	Craig Martin	20	0	1	1	19
346	Steve Gainey	20	0	1	1	20
347	Scott Pellerin	23	0	1	1	8
348	Bryan Helmer	28	0	1	1	33
349	Stewart Malgunas	29	0	1	1	32
350	Dan Bouchard	32	0	1	1	48
351	Brent Thompson	40	0	1	1	106
352	Bill Lesuk	49	0	1	1	43
353	Matthew Spiller	59	0	1	1	67
354	Stephane Beauregard	74	0	1	1	6
355	Tim Cheveldae	74	0	1	1	4
356	Brian Boucher	96	0	1	1	4
357	Curtis Joseph	115	0	1	1	28
358	Eldon Reddick	117	0	1	1	20
359	David Aebischer	1	0	0	0	0
360	Darren Boyko	1	0	0	0	0
361	Dave Chartier	1	0	0	0	0
362	Jeff Christian	1	0	0	0	0
363	Parris Duffus	1	0	0	0	0
364	J.F. Jomphe	1	0	0	0	2
365	Yan Kaminsky	1	0	0	0	0
366	Ron Loustel	1	0	0	0	0
367	**Alexander Nikulin**	**1**	**0**	**0**	**0**	**0**
368	Jason Simon	1	0	0	0	0
369	Glenn Tomalty	1	0	0	0	0
370	Andrei Vasilyev	1	0	0	0	0
371	Mark Visheau	1	0	0	0	0
372	Brad Ralph	1	0	0	0	0
373	Kirill Safronov	1	0	0	0	0
374	Pascal Rheaume	1	0	0	0	0
375	Pavel Brendl	2	0	0	0	0
376	Ryan Caldwell	2	0	0	0	2
377	Kevin Dahl	2	0	0	0	0
378	Joe Dziedzic	2	0	0	0	0
379	Matt Hervey	2	0	0	0	4
380	Pat Jablonski	2	0	0	0	0
381	Bob Joyce	2	0	0	0	0
382	**Josh Tordjman**	**2**	**0**	**0**	**0**	**0**
383	Pete Vandermeer	2	0	0	0	0
384	Bill Whelton	2	0	0	0	0
385	Jason Cirone	3	0	0	0	2
386	Steve Fletcher	3	0	0	0	5
387	Jim Hrivnak	3	0	0	0	0
388	Kevin Sawyer	3	0	0	0	12
389	Goran Bezina	3	0	0	0	2
390	Jean-Guy Trudel	4	0	0	0	2
391	Craig Fisher	4	0	0	0	2
392	Ravil Gusmanov	4	0	0	0	0
393	Simon Wheeldon	4	0	0	0	4
394	Michael Morrison	4	0	0	0	0
395	Guy Gosselin	5	0	0	0	6
396	Scott Langkow	5	0	0	0	0
397	Brian McGrattan	5	0	0	0	22
398	**Al Montoya**	**5**	**0**	**0**	**0**	**0**
399	Kent Paynter	5	0	0	0	4
400	Rudy Poeschek	5	0	0	0	22
401	Frank Banham	5	0	0	0	2
402	Philippe Sauve	5	0	0	0	0
403	Jean-Marc Pelletier	6	0	0	0	0
404	Don MacIver	6	0	0	0	2
405	Kevin McClelland	6	0	0	0	19
406	Sebastien Bordeleau	6	0	0	0	2
407	Mike Hudson	7	0	0	0	0
408	Brian Noonan	7	0	0	0	0
409	Dominic Roussel	7	0	0	0	2
410	Tyler Bouck	7	0	0	0	4
411	Martin Grenier	8	0	0	0	5
412	Mike Veisor	8	0	0	0	0
413	Harijs Vitolinsh	8	0	0	0	4
414	Brent Johnson	8	0	0	0	0
415	Tim Jackman	8	0	0	0	21
416	Alex Auld	9	0	0	0	0
417	Patrick DesRochers	9	0	0	0	2
418	Paul Boutilier	9	0	0	0	10
419	Tom Draper	9	0	0	0	0
420	Gerry Rioux	9	0	0	0	6
421	Brad Tiley	9	0	0	0	0
422	Mike Stutzel	9	0	0	0	0
423	Garth Murray	10	0	0	0	12
424	John Gibson	11	0	0	0	14
425	Wayne Dillon	13	0	0	0	2
426	Gord Smith	13	0	0	0	8
427	Michel Dion	14	0	0	0	2
428	Marcel Hossa	14	0	0	0	4
429	Denis Chasse	15	0	0	0	12
430	Steve Penney	15	0	0	0	7
431	David Cullen	16	0	0	0	6
432	Ed Ronan	17	0	0	0	16
433	Dan Focht	18	0	0	0	21
434	Dwight Schofield	18	0	0	0	33
435	Mike Amodeo	19	0	0	0	2
436	Zac Bierk	20	0	0	0	4
437	Mike O'Neill	20	0	0	0	0
438	Gary Smith	20	0	0	0	25
439	David LeNeveu	21	0	0	0	0
440	Lindsay Middlebrook	24	0	0	0	0
441	Darcy Hordichuk	26	0	0	0	96
442	Jimmy Waite	33	0	0	0	4
443	Marc Behrend	39	0	0	0	0

ALL-TIME ROSTER

			REGULAR SEASON					PLAYOFFS						
NAME	**POS**	**TEAM**	**GP**	**G**	**A**	**PTS**	**PIM**	**GP**	**G**	**A**	**PTS**	**PIM**	**FROM**	**TO**
ABID, Ramzi	LW	PHX	30	10	8	18	30	-	-	-	-	-	2002-03	2002-03
ADAMS, Greg	LW	PHX	144	38	51	89	40	8	1	0	1	0	1998-99	1999-00
ADAMS, Kevyn	C	PHX	33	1	7	8	8	-	-	-	-	-	2006-07	2006-07
AEBISCHER, David	G	PHX	1	0	0	0	0	-	-	-	-	-	2007-08	2007-08
ALATALO, Mika	LW	PHX	152	17	29	46	58	5	0	0	0	2	1999-00	2000-01
AMODEO, Mike	D	WPG	19	0	0	0	2	-	-	-	-	-	1979-80	1979 80
AMONTE, Tony	RW	PHX	59	13	23	36	26	-	-	-	-	-	2002-03	2002-03
ARNIEL, Scott	C	WPG	406	80	112	192	336	18	1	2	3	26	1981-82	1985-86
													1990-91	1990-91
ASHTON, Brent	LW	WPG	222	66	95	161	135	7	3	1	4	2	1988-89	1991-92
AULD, Alex	G	PHX	9	0	0	0	0	-	-	-	-	-	2007-08	2007-08
BABYCH, David	D	WPG	390	73	248	321	392	18	4	10	14	35	1980-81	1985-86
BAILLARGEON, Joel	LW	WPG	15	0	2	2	27	-	-	-	-	-	1986-87	1987-88
BALLARD, Keith	D	PHX	233	19	68	87	243	-	-	-	-	-	2005-06	2007-08
BANHAM, Frank	RW	PHX	5	0	0	0	2	-	-	-	-	-	2002-03	2002-03
BARBER, Don	LW	WPG	27	1	5	6	18	-	-	-	-	-	1990-91	1991-92
BARNES, Stu	C	WPG	102	25	23	48	44	6	1	3	4	2	1991-92	1993-94
BARON, Murray	D	PHX	53	1	5	6	110	7	0	2	2	6	1996-97	1997-98
BAUTIN, Sergei	D	WPG	130	5	25	30	174	-	-	-	-	-	1992-93	1993-94
BEADLE, Sandy	LW	WPG	6	1	0	1	2	-	-	-	-	-	1980-81	1980-81
BEAUREGARD, Stephane	G	WPG	74	0	1	1	6	40	0	0	0	0	1989-90	1991-92
													1993-94	1993-94
BEHREND, Marc	G	WPG	39	0	0	0	0	7	0	0	0	0	1983-84	1985-86
BELL, Brendan	D	PHX	16	0	2	2	8	-	-	-	-	-	2006-07	2007-08
BEREHOWSKY, Drake	D	PHX	39	2	6	8	69	5	0	1	1	4	2001-02	2002-03
BEREZIN, Sergei	LW	PHX	41	7	9	16	4	-	-	-	-	-	2001-02	2001-02
BERRY, Brad	D	WPG	163	4	25	29	196	11	0	1	1	14	1985-86	1989-90
BERTHIAUME, Daniel	G	WPG	120	0	3	3	20	14	0	0	0	0	1986-87	1989-90
BETHEL, John	LW	WPG	17	0	2	2	4	-	-	-	-	-	1979-80	1979-80
BEZINA, Goran	LW	PHX	3	0	0	0	2	-	-	-	-	-	2003-04	2003-04
BIERK, Zac	G	PHX	20	0	0	0	4	-	-	-	-	-	2002-03	2003-04
BLADON, Tom	D	WPG	9	0	5	5	13	-	-	-	-	-	1980-81	1980-81
BLOMSTEN, Arto	D	WPG	19	0	2	2	8	-	-	-	-	-	1993-94	1994-95
BOEDKER, Mikkel	**RW**	**PHX**	**78**	**11**	**17**	**28**	**18**	**-**	**-**	**-**	**-**	**-**	**2008-09**	**2008-09**
BORDELEAU, Sebastien	C	PHX	6	0	0	0	2	-	-	-	-	-	2001-02	2001-02
BORSATO, Luciano	C	WPG	203	35	55	90	113	7	1	0	1	4	1990-91	1994-95
BOSCHMAN, Laurie	C	WPG	526	152	227	379	1338	34	5	10	15	87	1982-83	1989-90
BOUCHARD, Dan	G	WPG	32	0	1	1	48	1	0	0	0	2	1985-86	1985-86
BOUCHARD, Joel	D	PHX	32	1	2	3	22	-	-	-	-	-	2000-01	2000-01
BOUCHER, Brian	G	PHX	96	0	1	1	4	-	-	-	-	-	2002-03	2005-06
BOUCK, Tyler	RW	PHX	7	0	0	0	4	-	-	-	-	-	2001-02	2001-02
BOUTILIER, Paul	D	WPG	9	0	0	0	10	5	0	0	0	15	1987-88	1988-89
BOWNESS, Rick	RW	WPG	45	8	17	25	45	-	-	-	-	-	1980-81	1980-81
BOYKO, Darren	C	WPG	1	0	0	0	0	-	-	-	-	-	1988-89	1988-89
BOYNTON, Nick	D	PHX	138	5	18	23	263	-	-	-	-	-	2006-07	2007-08
BRENDL, Pavel	RW	PHX	2	0	0	0	0	-	-	-	-	-	2005-06	2005-06
BRICKLEY, Andy	LW	WPG	14	0	2	2	2	1	1	1	2	0	1992-93	1993-94
BRIERE, Daniel	C	PHX	258	70	76	146	146	6	2	1	3	2	1997-98	2002-03
BROTEN, Aaron	C	WPG	25	4	5	9	14	7	2	2	4	12	1991-92	1991-92
BROWN, Greg	D	WPG	9	0	3	3	17	-	-	-	-	-	1994-95	1994-95
BRYZGALOV, Ilya	**G**	**PHX**	**120**	**0**	**2**	**2**	**6**	**-**	**-**	**-**	**-**	**-**	**2007-08**	**2008-09**
BUCHBERGER, Kelly	C	PHX	79	3	9	12	109	-	-	-	-	-	2002-03	2002-03
BURKE, Sean	G	PHX	211	0	4	4	52	10	0	2	2	0	1999-00	2003-04
BUTLER, Jerry	RW	WPG	42	3	6	9	14	-	-	-	-	-	1982-83	1982-83
CALDWELL, Ryan	D	PHX	2	0	0	0	2	-	-	-	-	-	2007-08	2007-08
CAMERON, Al	D	WPG	92	4	13	17	93	-	-	-	-	-	1979-80	1980-81
CAMPBELL, Scott	D	WPG	77	4	21	25	191	-	-	-	-	-	1979-80	1980-81
CAMPBELL, Wade	D	WPG	185	9	23	32	245	6	0	0	0	9	1982-83	1985-86

ALL-TIME ROSTER

			REGULAR SEASON					PLAYOFFS						
NAME	**POS**	**TEAM**	**GP**	**G**	**A**	**PTS**	**PIM**	**GP**	**G**	**A**	**PTS**	**PIM**	**FROM**	**TO**
CARCILLO, Daniel	LW	PHX	129	20	21	41	572	-	-	-	-	-	2006-07	2008-09
CARLYLE, Randy	D	WPG	564	80	226	306	736	31	3	14	17	51	1983-84	1992-93
CARNEY, Keith	D	PHX	266	9	54	63	253	18	1	2	3	31	1997-98	2000-01
CHARTIER, Dave	C	WPG	1	0	0	0	0	-	-	-	-	-	1980-81	1980-81
CHASSE, Denis	RW	WPG	15	0	0	0	12	-	-	-	-	-	1995-96	1995-96
CHEVELDAE, Tim	G	WPG	74	0	1	1	4	-	-	-	-	-	1993-94	1995-96
CHEVRIER, Alain	G	WPG	22	0	4	4	2	-	-	-	-	-	1988-89	1988-89
CHRISTIAN, Dave	C	WPG	230	79	130	209	73	7	0	1	1	2	1979-80	1982-83
CHRISTIAN, Jeff	LW	PHX	1	0	0	0	0	-	-	-	-	-	1997-98	1997-98
CIRONE, Jason	C	WPG	3	0	0	0	2	-	-	-	-	-	1991-92	1991-92
CLEARY, Daniel	RW	PHX	68	6	11	17	42	-	-	-	-	-	2003-04	2003-04
COLE, Danton	RW	WPG	98	21	19	40	92	-	-	-	-	-	1988-89	1991-92
COMRIE, Mike	C	PHX	132	45	50	95	91	-	-	-	-	-	2003-04	2006-07
CORKUM, Bob	C	PHX	233	30	30	60	85	20	3	3	6	12	1996-97	1998-99
CORY, Ross	D	WPG	51	2	10	12	41	-	-	-	-	-	1979-80	1980-81
CRONIN, Shawn	D	WPG	193	1	13	14	703	9	0	0	0	13	1989-90	1991-92
CULLEN, David	D	PHX	16	0	0	0	6	-	-	-	-	-	2000-01	2001-02
CUMMINS, Jim	RW	PHX	75	1	7	8	237	6	0	1	1	4	1997-98	1998-99
CUNNEYWORTH, Randy	LW	WPG	28	5	6	11	34	-	-	-	-	-	1989-90	1989-90
DAHL, Kevin	D	PHX	2	0	0	0	0	-	-	-	-	-	1996-97	1996-97
DAIGNEAULT, J.J.	D	PHX	88	1	13	14	54	7	0	0	0	8	1998-99	1999-00
DALEY, Pat	LW	WPG	12	1	0	1	13	-	-	-	-	-	1979-80	1980-81
DAVYDOV, Evgeny	RW	WPG	91	32	24	56	74	11	2	2	4	2	1991-92	1992-93
DAWES, Nigel	LW	PHX	12	0	2	2	0	-	-	-	-	-	2008-09	2008-09
DEBLOIS, Lucien	C	WPG	235	87	102	189	208	15	3	2	5	15	1981-82	1983-84
													1991-92	1991-92
DeBRUSK, Louie	LW	PHX	115	4	3	7	191	9	2	0	2	6	1998-99	2000-01
DERLAGO, Bill	C	WPG	27	5	5	10	6	3	1	0	1	0	1985-86	1985-86
DesROCHERS, Patrick	G	PHX	9	0	0	0	2	-	-	-	-	-	2001-02	2002-03
DEVEREAUX, Boyd	C	PHX	78	8	14	22	44	-	-	-	-	-	2005-06	2005-06
DIDUCK, Gerald	D	PHX	133	9	14	23	213	16	0	2	2	32	1996-97	1998-99
DILLON, Wayne	C	WPG	13	0	0	0	2	-	-	-	-	-	1979-80	1979-80
DION, Michel	G	WPG	14	0	0	0	2	-	-	-	-	-	1980-81	1980-81
DOAN, Shane	**LW**	**PHX/WPG**	**965**	**258**	**365**	**623**	**915**	**32**	**6**	**6**	**12**	**34**	**1995-96**	**2008-09**
DOIG, Jason	D	PHX/WPG	28	1	3	4	50	-	-	-	-	-	1995-96	1998-99
DOLLAS, Bobby	D	WPG	56	0	5	5	66	3	0	0	0	2	1983-84	1985-86
DOMI, Tie	RW	WPG	173	15	25	40	724	6	1	0	1	23	1992-93	1994-95
DONNELLY, Gord	D	WPG	173	12	17	29	726	6	0	1	1	8	1988-89	1991-92
DOUGLAS, Jordy	LW	WPG	24	4	4	8	8	1	0	0	0	2	1983-84	1984-85
DOURIS, Peter	RW	WPG	21	0	2	2	0	1	0	0	0	0	1985-86	1987-88
DRAKE, Dallas	RW	PHX/WPG	382	82	143	225	328	26	4	6	10	12	1993-94	1999-00
DRAPER, Kris	C	WPG	20	3	0	3	9	2	0	0	0	0	1990-91	1992-93
DRAPER, Tom	G	WPG	9	0	0	0	0	-	-	-	-	-	1988-89	1989-90
													1995-96	1995-96
DROUIN, Jude	C	WPG	85	8	16	24	54	-	-	-	-	-	1979-80	1980-81
DRUCE, John	RW	WPG	50	6	14	20	37	2	0	0	0	0	1992-93	1992-93
DUDLEY, Rick	RW	WPG	30	5	5	10	28	-	-	-	-	-	1980-81	1980-81
DUFFUS, Parris	G	PHX	1	0	0	0	0	-	-	-	-	-	1996-97	1996-97
DUNCAN, Iain	LW	WPG	127	34	55	89	149	11	0	3	3	6	1986-87	1990-91
DUNCANSON, Craig	LW	WPG	7	2	0	2	16	-	-	-	-	-	1990-91	1990-91
DUPONT, Norm	LW	WPG	181	47	67	114	38	5	3	1	4	0	1980-81	1982-83
DZIEDZIC, Joe	LW	PHX	2	0	0	0	0	-	-	-	-	-	1998-99	1998-99
EAGLES, Mike	C	WPG	293	21	46	67	464	12	0	1	1	14	1990-91	1994-95
EAKINS, Dallas	D	PHX/WPG	20	0	2	2	48	-	-	-	-	-	1992-93	1992-93
													1995-96	1996-97
EASTWOOD, Mike	C	PHX/WPG	126	18	23	41	28	6	0	1	1	2	1994-95	1996-97
EAVES, Murray	C	WPG	49	4	12	16	7	4	0	1	1	2	1980-81	1985-86
ELLETT, Dave	D	WPG	475	95	204	299	504	33	4	16	20	22	1984-85	1990-91

ALL-TIME ROSTER

			REGULAR SEASON					PLAYOFFS						
NAME	**POS**	**TEAM**	**GP**	**G**	**A**	**PTS**	**PIM**	**GP**	**G**	**A**	**PTS**	**PIM**	**FROM**	**TO**
ELYNUIK, Pat	RW	WPG	289	115	129	244	462	14	4	6	10	6	1987-88	1991-92
EMERSON, Nelson	RW	WPG	131	47	64	111	106	-	-	-	-	-	1993-94	1994-95
ENDEAN, Craig	LW	WPG	2	0	1	1	0	-	-	-	-	-	1986-87	1986-87
ERICKSON, Bryan	C	WPG	73	6	23	29	20	3	0	0	0	0	1990-91	1993-94
ESCHE, Robert	G	PHX	58	0	3	3	22	-	-	-	-	-	1998-99	2001-02
ESSENSA, Bob	G	PHX/WPG	311	0	12	12	18	11	0	0	0	2	1988-89	1993-94
													1999-00	1999-00
EVANS, Doug	LW	WPG	127	24	42	66	209	8	2	2	4	12	1989-90	1991-92
FEDORUK, Todd	LW	PHX	72	6	7	13	72	-	-	-	-	-	2008-09	2008-09
FEDOTOV, Anatoli	D	WPG	1	0	2	2	0	-	-	-	-	-	1992-93	1992-93
FENTON, Paul	LW	WPG	156	50	31	81	91	7	2	0	2	23	1988-89	1990-91
FERENCE, Brad	D	PHX	78	0	6	6	131	-	-	-	-	-	2002-03	2003-04
FINLEY, Jeff	D	PHX /WPG	130	4	12	16	121	7	0	0	0	6	1995-96	1996-97
FISHER, Craig	C	WPG	4	0	0	0	2	-	-	-	-	-	1993-94	1993-94
FISCHER, Patrick	C	PHX	27	4	6	10	24	-	-	-	-	-	2006-07	2006-07
FLETCHER, Steve	D	WPG	3	0	0	0	5	-	-	-	-	-	1988-89	1988-89
FLICHEL, Todd	D	WPG	6	0	1	1	4	-	-	-	-	-	1987-88	1989-90
FOCHT, Dan	D	PHX	18	0	0	0	21	1	0	1	1	0	2001-02	2002-03
FRASER, Iain	C	WPG	12	1	1	2	4	4	0	0	0	0	1995-96	1995-96
GAGNON, Sean	D	PHX	7	0	1	1	21	-	-	-	-	-	1997-98	1998-99
GAINEY, Steve	LW	PHX	20	0	1	1	20	-	-	-	-	-	2005-06	2005-06
GARTNER, Mike	RW	PHX	142	44	46	90	62	12	2	2	4	22	1996-97	1997-98
GAUTHIER, Denis	D	PHX	45	2	9	11	61	-	-	-	-	-	2005-06	2005-06
GEOFFRION, Danny	RW	WPG	79	20	26	46	82	-	-	-	-	-	1980-81	1981-82
GIBSON, John	D	WPG	11	0	0	0	14	-	-	-	-	-	1983-84	1983-84
GILL, Todd	D	PHX	41	1	6	7	30	-	-	-	-	-	1999-00	1999-00
GILHEN, Randy	C	WPG	185	18	17	35	151	4	1	0	1	10	1986-87	1988-89
													1993-94	1995-96
GOERTZEN, Steven	RW	PHX	16	2	2	4	24	-	-	-	-	-	2008-09	2008-09
GOSSELIN, Guy	D	WPG	5	0	0	0	6	-	-	-	-	-	1987-88	1987-88
GRATTON, Chris	C	PHX	82	11	19	30	114	-	-	-	-	-	2002-03	2003-04
GRATTON, Josh	LW	PHX	64	2	1	3	223	-	-	-	-	-	2005-06	2007-08
GRAVES, Hilliard	RW	WPG	35	1	5	6	15	-	-	-	-	-	1979-80	1979-80
GREEN, Travis	C	PHX	147	38	36	74	108	5	2	1	3	2	1999-00	2000-01
GRENIER, Martin	D	PHX	8	0	0	0	5	-	-	-	-	-	2001-02	2002-03
GROSEK, Michal	LW	WPG	28	3	2	5	21	-	-	-	-	-	1993-94	1995-96
GUINDON, Bob	LW	WPG	6	0	1	1	0	-	-	-	-	-	1979-80	1979-80
GUSMANOV, Ravil	RW	WPG	4	0	0	0	0	-	-	-	-	-	1995-96	1995-96
HALE, David	D	PHX	48	3	6	9	36	-	-	-	-	-	2008-09	2008-09
HAMEL, Gilles	LW	WPG	142	35	32	67	59	9	2	0	2	2	1986-87	1987-88
HAMEL, Pierre	G	WPG	64	0	3	3	14	-	-	-	-	-	1979-80	1980-81
HANDZUS, Michal	C	PHX	89	19	34	53	55	5	0	0	0	2	2000-01	2001-02
HANSEN, Tavis	RW	PHX /WPG	34	2	1	3	16	2	0	0	0	0	1994-95	2000-01
HANZAL, Martin	**C**	**PHX**	**146**	**19**	**47**	**66**	**68**	**-**	**-**	**-**	**-**	**-**	**2007-08**	**2008-09**
HARTMAN, Mike	LW	WPG	75	4	4	8	264	2	0	0	0	2	1991-92	1991-92
HAWERCHUK, Dale	C	WPG	713	379	550	929	478	38	16	33	49	39	1981-82	1989-90
HAYWARD, Brian	G	WPG	165	0	8	8	37	11	0	0	0	0	1982-83	1985-86
HELMER, Bryan	D	PHX	28	0	1	1	33	-	-	-	-	-	1998-99	1998-99
													2003-04	2003-04
HERVEY, Matt	D	WPG	2	0	0	0	4	-	-	-	-	-	1988-89	1988-89
HOGGAN, Jeff	**LW**	**PHX**	**4**	**0**	**1**	**1**	**7**	**-**	**-**	**-**	**-**	**-**	**2008-09**	**2008-09**
HOGUE, Benoit	C	PHX	27	3	10	13	10	5	1	2	3	2	1999-00	1999-00
HOLDEN, Mark	G	WPG	4	0	1	1	0	-	-	-	-	-	1984-85	1984-85
HOPKINS, Larry	LW	WPG	60	13	16	29	26	6	0	0	0	2	1979-80	1979-80
													1981-82	1982-83
HORDICHUK, Darcy	LW	PHX	26	0	0	0	96	-	-	-	-	-	2001-02	2002-03
HOSSA, Marcel	LW	PHX	14	0	0	0	4	-	-	-	-	-	2007-08	2007-08
HOUSLEY, Phil	D	WPG	232	64	195	259	168	13	1	11	12	2	1990-91	1992-93

ALL-TIME ROSTER

			REGULAR SEASON					PLAYOFFS						
NAME	**POS**	**TEAM**	**GP**	**G**	**A**	**PTS**	**PIM**	**GP**	**G**	**A**	**PTS**	**PIM**	**FROM**	**TO**
HOYDA, Dave	LW	WPG	24	2	1	3	42	-	-	-	-	-	1979-80	1980-81
HRDINA, Jan	C	PHX	59	11	19	30	38	-	-	-	-	-	2002-03	2003-04
HRIVNAK, Jim	G	WPG	3	0	0	0	0	-	-	-	-	-	1992-93	1992-93
HUDSON, Mike	C	PHX	7	0	0	0	0	-	-	-	-	-	1996-97	1996-97
HUGHES, Brent	LW	WPG	39	4	4	8	115	-	-	-	-	-	1988-89	1989-90
HULL, Bobby	LW	WPG	18	4	6	10	0	-	-	-	-	-	1979-80	1979-80
HULL, Brett	RW	PHX	5	0	1	1	0	-	-	-	-	-	2005-06	2005-06
HULSE, Cale	D	PHX	82	3	17	20	123	-	-	-	-	-	2003-04	2005-06
HUNTER, Dave	LW	WPG	34	3	1	4	61	-	-	-	-	-	1988-89	1988-89
HUSCROFT, Jamie	D	PHX	11	0	1	1	27	-	-	-	-	-	1998-99	1998-99
ISBISTER, Brad	RW	PHX	98	13	12	25	148	5	0	0	0	2	1997-98	1998-99
JABLONSKI, Pat	G	PHX	2	0	0	0	0	-	-	-	-	-	1996-97	1996-97
JACKMAN, Tim	RW	PHX	8	0	0	0	21	-	-	-	-	-	2005-06	2005-06
JANNEY, Craig	C	PHX /WPG	158	32	94	126	38	19	1	8	9	4	1995-96	1997-98
JANSSENS, Mark	C	PHX	7	1	2	3	4	1	0	0	0	2	1997-98	1997-98
JARVENPAA, Hannu	RW	WPG	114	11	26	37	83	-	-	-	-	-	1986-87	1988-89
JASPERS, Jason	C	PHX	9	0	1	1	6	-	-	-	-	-	2001-02	2003-04
JOHNSON, Jim	D	PHX	71	5	8	13	92	6	0	0	0	4	1996-97	1997-98
JOHNSON, Brent	G	PHX	8	0	0	0	0	-	-	-	-	-	2003-04	2003-04
JOHNSON, Mike	RW	PHX	242	47	112	159	139	5	1	1	2	6	2000-01	2005-06
JOKINEN, Olli	C	PHX	57	21	21	42	49	-	-	-	-	-	2008-09	2008-09
JOMPHE, J.F.	C	PHX	1	0	0	0	2	-	-	-	-	-	1998-99	1998-99
JONES, Brad	LW	WPG	47	9	10	19	6	1	0	0	0	0	1986-87	1989-90
JONES, Matt	**D**	**PHX**	**106**	**1**	**10**	**11**	**55**	**-**	**-**	**-**	**-**	**-**	**2005-06**	**2007-08**
JOSEPH, Chris	D	PHX	33	1	1	2	16	-	-	-	-	-	1999-00	2000-01
JOSEPH, Curtis	G	PHX	115	0	1	1	28	-	-	-	-	-	2005-06	2006-07
JOSEPH, Tony	RW	WPG	2	1	0	1	0	-	-	-	-	-	1988-89	1990-91
JOVANOVSKI, Ed	**D**	**PHX**	**216**	**32**	**84**	**116**	**242**	**-**	**-**	**-**	**-**	**-**	**2006-07**	**2008-09**
JOYCE, Bob	LW	WPG	2	0	0	0	0	-	-	-	-	-	1991-92	1992-93
JUNEAU, Joe	LW	PHX	69	10	23	33	28	-	-	-	-	-	2000-01	2000-01
KALININ, Dmitri	D	PHX	15	1	3	4	6	-	-	-	-	-	2008-09	2008-09
KAMINSKY, Yan	RW	WPG	1	0	0	0	0	-	-	-	-	-	1993-94	1993-94
KAPANEN, Niko	C	PHX	98	12	25	37	42	-	-	-	-	-	2006-07	2007-08
KENNEDY, Dean	D	WPG	172	5	19	24	269	8	0	0	0	2	1991-92	1993-94
KERR, Alan	RW	WPG	7	0	1	1	2	-	-	-	-	-	1992-93	1992-93
KHABIBULIN, Nikolai	G	PHX /WPG	284	0	6	6	62	24	0	1	1	8	1994-95	1998-99
KHARIN, Sergei	RW	WPG	7	2	3	5	2	-	-	-	-	-	1990-91	1990-91
KILGER, Chad	C	PHX /WPG	63	6	7	13	29	4	1	0	1	0	1995-96	1997-98
KING, Kris	LW	PHX /WPG	341	28	40	68	762	18	1	2	3	25	1992-93	1996-97
KLEE, Ken	D	PHX	68	1	10	11	24	-	-	-	-	-	2008-09	2008-09
KOLANOS, Krystofer	C	PHX	109	17	18	35	74	2	0	0	0	6	2001-02	2005-06
KOROLEV, Igor	RW	PHX /WPG	159	33	58	91	80	7	0	3	3	0	1994-95	1996-97
KULAK, Stu	RW	WPG	18	2	0	2	24	-	-	-	-	-	1988-89	1988-89
KUMPEL, Mark	RW	WPG	141	19	16	35	50	11	2	0	2	6	1987-88	1990-91
KVASHA, Oleg	LW	PHX	15	4	7	11	6	-	-	-	-	-	2005-06	2005-06
KYLLONEN, Markku	LW	WPG	9	0	2	2	2	-	-	-	-	-	1988-89	1988-89
KYTE, Jim	D	WPG	399	11	25	36	772	24	0	4	4	73	1982-83	1988-89
LALOR, Mike	D	WPG	128	6	15	21	140	11	0	2	2	23	1991-92	1992-93
LANGKOW, Daymond	C	PHX	243	68	98	166	132	5	1	0	1	0	2001-02	2003-04
LANGKOW, Scott	G	PHX /WPG	5	0	0	0	0	-	-	-	-	-	1995-96	1998-99
LARAQUE, Georges	RW	PHX	56	5	17	22	52	-	-	-	-	-	2006-07	2006-07
LAROSE, Guy	C	WPG	10	0	1	1	14	-	-	-	-	-	1988-89	1990-91
LAUEN, Mike	RW	WPG	3	0	1	1	0	-	-	-	-	-	1983-84	1983-84
LEACH, Stephen	RW	PHX	22	1	1	2	37	7	1	1	2	2	1998-99	1998-99
LEBLANC, John	RW	WPG	38	12	3	15	10	-	-	-	-	-	1991-92	1994-95
LECLERC, Mike	LW	PHX	35	9	12	21	29	-	-	-	-	-	2005-06	2005-06
LECUYER, Doug	LW	WPG	45	6	17	23	66	-	-	-	-	-	1980-81	1980-81
LEGGE, Barry	D	WPG	76	1	8	9	126	-	-	-	-	-	1980-81	1981-82

ALL-TIME ROSTER

			REGULAR SEASON					PLAYOFFS						
NAME	**POS**	**TEAM**	**GP**	**G**	**A**	**PTS**	**PIM**	**GP**	**G**	**A**	**PTS**	**PIM**	**FROM**	**TO**
LEHOUX, Yanick	C	PHX	10	2	2	4	6	-	-	-	-	-	2005-06	2006-07
LEMAY, Moe	LW	WPG	10	1	0	1	14	-	-	-	-	-	1988-89	1988-89
LEMIEUX, Claude	RW	PHX	164	32	49	81	158	5	0	0	0	2	2000-01	2002-03
LEMIEUX, Jocelyn	RW	PHX	32	4	3	7	27	2	0	0	0	4	1996-97	1997-98
LENEVEU, David	G	PHX	21	0	0	0	0	-	-	-	-	-	2005-06	2006-07
LESUK, Bill	LW	WPG	49	0	1	1	43	-	-	-	-	-	1979-80	1979-80
LETOWSKI, Trevor	C	PHX	206	30	43	73	58	5	1	1	2	4	1998-99	2001-02
LEVIE, Craig	D	WPG	62	8	14	22	80	-	-	-	-	-	1981-82	1982-83
LEVINS, Scott	RW	PHX /WPG	11	0	1	1	23	-	-	-	-	-	1992-93	1992-93
													1997-98	1997-98
LINDSTROM, Joakim	LW	PHX	44	9	11	20	28	-	-	-	-	-	2008-09	2008-09
LINDSTROM, Willy	RW	WPG	288	98	91	189	106	4	2	1	3	2	1979-80	1982-83
LISIN, Enver	RW	PHX	78	18	10	28	46	-	-	-	-	-	2006-07	2008-09
LOMBARDI, Matthew	**C**	**PHX**	**19**	**5**	**11**	**16**	**14**	**-**	**-**	**-**	**-**	**-**	**2008-09**	**2008-09**
LONG, Barry	D	WPG	70	6	19	25	46	-	-	-	-	-	1980-81	1981-82
LOUSTEL, Ron	G	WPG	1	0	0	0	0	-	-	-	-	-	1980-81	1980-81
LUKOWICH, Morris	LW	WPG	431	168	177	345	438	7	0	2	2	16	1979-80	1984-85
LUMME, Jyrki	D	PHX	192	19	74	93	122	12	0	2	2	8	1998-99	2000-01
LUNDHOLM, Bengt	LW	WPG	275	48	95	143	72	14	3	4	7	14	1981-82	1985-86
LUNDMARK, Jamie	C	PHX	38	5	13	18	36	-	-	-	-	-	2005-06	2005-06
MacDERMID, Paul	RW	WPG	172	32	42	74	379	7	0	2	2	8	1989-90	1991-92
MacIVER, Don	D	WPG	6	0	0	0	2	-	-	-	-	-	1979-80	1979-80
MACIVER, Norm	D	PHX /WPG	112	11	40	51	88	12	1	1	2	4	1995-96	1997-98
MacLEAN, Don	C	PHX	9	1	1	2	0	-	-	-	-	-	2006-07	2006-07
MacLEAN, Paul	RW	WPG	528	248	270	518	726	35	16	10	26	76	1981-82	1987-88
MALGUNAS, Stewart	D	WPG	29	0	1	1	32	-	-	-	-	-	1995-96	1995-96
MANERY, Kris	LW	WPG	63	19	13	32	30	-	-	-	-	-	1979-80	1980-81
MANN, Jimmy	RW	WPG	202	9	12	21	598	4	0	0	0	7	1979-80	1983-84
MANSON, Dave	D	PHX /WPG	205	14	59	73	559	6	2	1	3	30	1993-94	1996-97
MANTHA, Moe	D	WPG	318	31	125	156	203	16	5	10	15	18	1980-81	1983-84
													1989-90	1991-92
MARA, Paul	D	PHX	323	38	104	142	268	5	0	0	0	4	2000-01	2005-06
MARCHMENT, Bryan	D	WPG	37	2	4	6	121	-	-	-	-	-	1988-89	1990-91
MARKELL, John	LW	WPG	52	11	10	21	36	-	-	-	-	-	1979-80	1980-81
MARKOV, Danny	D	PHX	136	10	46	56	103	-	-	-	-	-	2001-02	2002-03
MAROIS, Mario	D	WPG	255	17	116	133	178	18	2	11	13	35	1985-86	1988-89
													1991-92	1991-92
MARSH, Peter	RW	WPG	81	16	25	41	68	-	-	-	-	-	1979-80	1980-81
MARTIN, Craig	RW	WPG	20	0	1	1	19	-	-	-	-	-	1994-95	1994-95
MARTIN, Tom	LW	WPG	24	2	0	2	91	3	0	0	0	2	1984-85	1986-87
MATTSSON, Markus	G	WPG	52	0	2	2	0	-	-	-	-	-	1979-80	1980-81
MAXWELL, Bryan	D	WPG	102	8	25	33	268	3	1	0	1	23	1981-82	1983-84
MAY, Brad	LW	PHX	154	24	30	54	234	5	0	0	0	0	2000-01	2002-03
McBAIN, Andrew	RW	WPG	408	101	129	230	421	24	5	7	12	39	1983-84	1988-89
McBEAN, Wayne	D	WPG	31	2	9	11	24	-	-	-	-	-	1993-94	1993-94
McCLELLAND, Kevin	RW	WPG	6	0	0	0	19	-	-	-	-	-	1993-94	1993-94
McCRIMMON, Brad	D	PHX	37	1	5	6	18	-	-	-	-	-	1996-97	1996-97
McFALL, Dan	D	WPG	9	0	1	1	0	-	-	-	-	-	1984-85	1985-86
McGRATTAN, Brian	RW	PHX	5	0	0	0	22	-	-	-	-	-	2008-09	2008-09
McKENZIE, Jim	LW	PHX /WPG	202	12	9	21	548	9	0	0	0	4	1995-96	1997-98
McLLWAIN, Dave	RW	WPG	143	40	38	78	108	7	0	1	1	2	1989-90	1991-92
McREYNOLDS, Brian	C	WPG	9	0	2	2	4	-	-	-	-	-	1989-90	1989-90
McTAVISH, Gord	C	WPG	10	1	3	4	2	-	-	-	-	-	1979-80	1979-80
MELROSE, Barry	D	WPG	92	5	7	12	164	-	-	-	-	-	1979-80	1980-81
MELAMETSA, Anssi	LW	WPG	27	0	3	3	2	-	-	-	-	-	1985-86	1985-86
MEYER, Freddy	D	PHX	5	0	0	0	0	-	-	-	-	-	2007-08	2007-08
MICHALEK, Zbynek	**D**	**PHX**	**321**	**23**	**73**	**96**	**158**	**-**	**-**	**-**	**-**	**-**	**2005-06**	**2008-09**
MIDDLEBROOK, Lindsay	G	WPG	24	0	0	0	0	-	-	-	-	-	1979-80	1980-81

ALL-TIME ROSTER

			REGULAR SEASON					PLAYOFFS						
NAME	**POS**	**TEAM**	**GP**	**G**	**A**	**PTS**	**PIM**	**GP**	**G**	**A**	**PTS**	**PIM**	**FROM**	**TO**
MIKULCHIK, Oleg	D	WPG	29	0	3	3	29	-	-	-	-	-	1993-94	1994-95
MILLS, Craig	RW	WPG	4	0	2	2	0	1	0	0	0	0	1995-96	1995-96
MIRONOV, Boris	D	WPG	65	7	22	29	96	-	-	-	-	-	1993-94	1993-94
MOFFAT, Lyle	LW	WPG	74	10	9	19	38	-	-	-	-	-	1979-80	1979-80
MONTOYA, Al	**G**	**PHX**	**5**	**0**	**0**	**0**	**0**	**-**	**-**	**-**	**-**	**-**	**2008-09**	**2008-09**
MORE, Jayson	D	PHX	64	6	11	17	90	7	0	0	0	7	1996-97	1997-98
MORRIS, Derek	D	PHX	288	25	68	93	278	-	-	-	-	-	2003-04	2008-09
MORRISON, Michael	G	PHX	4	0	0	0	0	-	-	-	-	-	2006-07	2006-07
MUELLER, Peter	**C**	**PHX**	**153**	**35**	**55**	**90**	**56**	**-**	**-**	**-**	**-**	**-**	**2007-08**	**2008-09**
MULHERN, Richard	D	WPG	19	0	4	4	14	-	-	-	-	-	1980-81	1980-81
MULLEN, Brian	LW	WPG	372	124	172	296	132	26	7	9	16	16	1982-83	1986-87
MUNI, Craig	D	WPG	25	1	3	4	37	6	0	1	1	2	1995-96	1995-96
MURLEY, Matt	LW	PHX	3	0	1	1	0	-	-	-	-	-	2007-08	2007-08
MURRAY, Garth	C	PHX	10	0	0	0	12	-	-	-	-	-	2008-09	2008-09
MURRAY, Rob	C	PHX /WPG	49	2	5	7	34	-	-	-	-	-	1991-92	1998-99
MURRAY, Troy	C	WPG	103	20	34	54	103	7	0	0	0	2	1991-92	1992-93
NAGY, Ladislav	LW	PHX	321	92	157	249	312	5	0	0	0	21	2000-01	2006-07
NASH, Tyson	LW	PHX	119	3	11	14	194	-	-	-	-	-	2003-04	2005-06
NAZAROV, Andrei	LW	PHX	122	10	5	15	311	3	0	0	0	2	2001-02	2003-04
NECKAR, Stan	D	PHX	130	4	11	15	109	11	0	1	1	4	1998-99	2000-01
NEDVED, Petr	C	PHX	25	2	9	11	34	-	-	-	-	-	2005-06	2005-06
NEUFELD, Ray	RW	WPG	249	61	66	127	388	18	6	3	9	46	1985-86	1988-89
NIKULIN, Alexander	**C**	**PHX**	**1**	**0**	**0**	**0**	**0**	**-**	**-**	**-**	**-**	**-**	**2008-09**	**2008-09**
NILL, Jim	RW	WPG	141	17	21	38	209	14	0	1	1	39	1984 85	1987-88
NOLAN, Owen	RW	PHX	76	16	24	40	56	-	-	-	-	-	2006-07	2006-07
NOONAN, Brian	RW	PHX	7	0	0	0	0	5	0	2	2	4	1998-99	1998-99
NORWICH, Craig	D	WPG	70	10	35	45	36	-	-	-	-	-	1979-80	1979-80
NOVOSELTSEV, Ivan	RW	PHX	17	2	0	2	6	-	-	-	-	-	2003-04	2003-04
NUMMINEN, Teppo	D	PHX /WPG	1098	108	426	534	405	50	8	8	16	20	1988-89	2002-03
ODELEIN, Lyle	D	PHX	16	1	7	8	19	5	0	0	0	16	1999-00	1999-00
O'DONNELL, Sean	D	PHX	57	1	7	8	121	-	-	-	-	-	2005-06	2005-06
OLAUSSON, Fredrik	D	WPG	496	86	249	335	196	35	4	13	17	12	1986-87	1993-94
OLCZYK, Eddie	C	WPG	214	95	106	201	235	12	3	3	6	10	1990-91	1992-93
													1994-95	1995-96
OLIVER, David	RW	PHX	9	1	0	1	2	-	-	-	-	-	1999-00	1999-00
O'NEILL, Mike	G	WPG	20	0	0	0	0	-	-	-	-	-	1991-92	1993-94
OSBORNE, Mark	LW	WPG	80	12	20	32	124	-	-	-	-	-	1990-91	1991-92
OSIECKI, Mark	D	WPG	4	1	0	1	2	-	-	-	-	-	1992-93	1992-93
PASLAWSKI, Greg	RW	WPG	114	27	40	67	24	7	1	3	4	0	1989-90	1990-91
PAYNTER, Kent	D	WPG	5	0	0	0	4	-	-	-	-	-	1991-92	1991-92
PEDERSON, Denis	C	PHX	19	1	1	2	20	5	0	2	2	0	2001-02	2001-02
PELLERIN, Scott	LW	PHX	23	0	1	1	8	-	-	-	-	-	2002-03	2002-03
PELLETIER, Jean-Marc	G	PHX	6	0	0	0	0	-	-	-	-	-	2002-03	2003-04
PENNEY, Steve	G	WPG	15	0	0	0	7	-	-	-	-	-	1986-87	1987-88
PERRAULT, Joel	**C**	**PHX**	**76**	**11**	**14**	**25**	**68**	**-**	**-**	**-**	**-**	**-**	**2005-06**	**2008-09**
PERREAULT, Yanic	C	PHX	49	19	14	33	30	-	-	-	-	-	2006-07	2006-07
PETIT, Michel	D	PHX	32	4	2	6	77	5	0	0	0	8	1997-98	1998-99
PICARD, Robert	D	WPG	160	20	43	63	158	11	2	2	4	20	1983-84	1985-86
PLANTERY, Mark	D	WPG	25	1	5	6	14	-	-	-	-	-	1980-81	1980-81
POESCHEK, Rudy	RW	WPG	5	0	0	0	22	-	-	-	-	-	1990-91	1991-92
POOLEY, Paul	RW	WPG	15	0	3	3	0	-	-	-	-	-	1984-85	1985-86
PORTER, Kevin	**C**	**PHX**	**34**	**5**	**5**	**10**	**4**	**-**	**-**	**-**	**-**	**-**	**2008-09**	**2008-09**
PRUCHA, Petr	**LW**	**PHX**	**19**	**2**	**8**	**10**	**6**	**-**	**-**	**-**	**-**	**-**	**2008-09**	**2008-09**
PRUST, Brandon	RW	PHX	11	0	1	1	29	-	-	-	-	-	2008-09	2008-09
QUINT, Deron	D	PHX /WPG	271	27	56	83	104	7	0	2	2	0	1995-96	1999-00
													2002-03	2002-03
QUINTAL, Stephane	D	WPG	124	14	35	49	197	-	-	-	-	-	1993-94	1994-95
RADIVOJEVIC, Branko	RW	PHX	150	25	31	56	103	1	0	0	0	2	2001-02	2003-04

ALL-TIME ROSTER

			REGULAR SEASON					PLAYOFFS						
NAME	**POS**	**TEAM**	**GP**	**G**	**A**	**PTS**	**PIM**	**GP**	**G**	**A**	**PTS**	**PIM**	**FROM**	**TO**
RALPH, Brad	LW	PHX	1	0	0	0	0	-	-	-	-	-	2000-01	2000-01
RANHEIM, Paul	LW	PHX	40	3	4	7	10	-	-	-	-	-	2002-03	2002-03
REDDICK, Eldon	G	WPG	117	0	1	1	20	3	0	0	0	0	1986-87	1988-89
REICHEL, Robert	C	PHX	13	7	6	13	4	7	1	3	4	2	1998-99	1998-99
REINPRECHT, Steven	C	PHX	231	51	92	143	82	-	-	-	-	-	2005-06	2008-09
REIRDEN, Todd	D	PHX	7	0	2	2	4	-	-	-	-	-	2003-04	2003-04
RENBERG, Mikael	RW	PHX	10	2	4	6	2	5	1	2	3	4	1999-00	1999-00
RHEAUME, Pascal	C	PHX	1	0	0	0	0	-	-	-	-	-	2005-06	2005-06
RICCI, Mike	C	PHX	85	10	7	17	73	-	-	-	-	-	2005-06	2006-07
RILEY, Bill	RW	WPG	14	3	2	5	7	-	-	-	-	-	1979-80	1979-80
RIOUX, Gerry	RW	WPG	9	0	0	0	6	-	-	-	-	-	1979-80	1979-80
RIVERS, Jamie	D	PHX	18	0	5	5	26	-	-	-	-	-	2005-06	2005-06
ROCHE, Travis	D	PHX	50	6	13	19	22	-	-	-	-	-	2006-07	2006-07
ROENICK, Jeremy	C	PHX	454	152	227	379	596	18	9	9	18	18	1996-97	2006-07
ROMANIUK, Russ	LW	WPG	85	10	14	24	46	1	0	0	0	0	1991-92	1994-95
RONAN, Ed	RW	WPG	17	0	0	0	16	-	-	-	-	-	1995-96	1995-96
RONNING, Cliff	C	PHX	156	32	81	113	64	13	1	10	11	16	1996-97	1998-99
ROONEY, Steve	LW	WPG	86	9	9	18	274	13	1	0	1	67	1986-87	1987-88
ROUSSEL, Dominic	G	WPG	7	0	0	0	2	-	-	-	-	-	1995-96	1995-96
RUPP, Michael	C	PHX	7	0	1	1	6	-	-	-	-	-	2003-04	2005-06
SAFRONOV, Kirill	D	PHX	1	0	0	0	0	-	-	-	-	-	2001-02	2001-02
SANDERSON, Geoff	LW	PHX	75	25	21	46	58	-	-	-	-	-	2005-06	2005-06
SAPRYKIN, Oleg	LW	PHX	126	25	34	59	104	-	-	-	-	-	2005-06	2006-07
SAUER, Kurt	**D**	**PHX**	**68**	**1**	**6**	**7**	**36**	**-**	**-**	**-**	**-**	**-**	**2008-09**	**2008-09**
SAUVE, Philippe	G	PHX	5	0	0	0	0	-	-	-	-	-	2005-06	2005-06
SAVAGE, Brian	LW	PHX	134	24	29	53	66	5	0	0	0	0	2001-02	2003-04
SAVARD, Serge	D	WPG	123	6	21	27	55	7	0	0	0	4	1981-82	1982-83
SAWYER, Kevin	LW	PHX	3	0	0	0	12	-	-	-	-	-	1999-00	1999-00
SCATCHARD, Dave	C	PHX	93	14	17	31	156	-	-	-	-	-	2005-06	2006-07
SCHLEMKO, David	**D**	**PHX**	**3**	**0**	**1**	**1**	**0**	**-**	**-**	**-**	**-**	**-**	**2008-09**	**2008-09**
SCHOFIELD, Dwight	D	WPG	18	0	0	0	33	-	-	-	-	-	1987-88	1987-88
SELANNE, Teemu	RW	WPG	231	147	159	306	87	6	4	2	6	2	1992-93	1995-96
SEIDENBERG, Dennis	D	PHX	66	2	11	13	30	-	-	-	-	-	2005-06	2006-07
SEPPA, Jyrki	D	WPG	13	0	2	2	6	-	-	-	-	-	1983-84	1983-84
SHANNON, Darrin	LW	PHX /WPG	451	77	149	226	328	31	6	7	13	30	1991-92	1997-98
SHANNON, Darryl	D	WPG	108	7	20	27	138	-	-	-	-	-	1993-94	1995-96
SHTALENKOV, Mikhail	G	PHX	19	0	3	3	2	-	-	-	-	-	1998-99	1999-00
SILK, Dave	RW	WPG	32	2	4	6	63	1	0	0	0	2	1985-86	1985-86
SILLINGER, Mike	C	PHX	60	8	6	14	54	-	-	-	-	-	2003-04	2003-04
SIMON, Jason	LW	PHX	1	0	0	0	0	-	-	-	-	-	1996-97	1996-97
SIMPSON, Todd	D	PHX	146	4	21	25	299	5	0	2	2	6	2000-01	2002-03
SJOBERG, Lars Erik	D	WPG	79	7	27	34	48	-	-	-	-	-	1979-80	1979-80
SJOSTROM, Fredrik	RW	PHX	261	32	41	63	126	-	-	-	-	-	2003-04	2007-08
SKRIKO, Petri	LW	WPG	15	2	3	5	4	-	-	-	-	-	1991-92	1991-92
SLANEY, John	D	PHX	55	3	14	17	24	-	-	-	-	-	1997-98	1997-98
SMAIL, Doug	LW	WPG	691	189	208	397	466	41	9	2	11	49	1980-81	1990-91
SMITH, Gary	G	WPG	20	0	0	0	25	-	-	-	-	-	1979-80	1979-80
SMITH, Gord	D	WPG	13	0	0	0	8	-	-	-	-	-	1979-80	1979-80
SMITH, Wyatt	C	PHX	54	3	7	10	13	-	-	-	-	-	1999-00	2001-02
SOETAERT, Doug	G	WPG	130	0	6	6	38	4	0	0	0	0	1981-82	1983-84
SPILLER, Matthew	D	PHX	59	0	1	1	67	-	-	-	-	-	2003-04	2005-06
SPRING, Don	D	WPG	259	1	54	55	80	6	0	0	0	10	1980-81	1983-84
STAMLER, Lorne	LW	WPG	62	8	7	15	12	-	-	-	-	-	1979-80	1979-80
STANIOWSKI, Ed	G	WPG	62	0	6	6	4	2	0	0	0	0	1981-82	1982-83
STAPLETON, Mike	C	PHX /WPG	253	28	39	67	143	26	1	0	1	37	1995-96	1998-99
STEEN, Anders	C	WPG	42	5	11	16	22	-	-	-	-	-	1980-81	1980-81
STEEN, Thomas	C	WPG	950	264	553	817	753	56	12	32	44	62	1981-82	1994-95
STEWART, Ryan	RW	WPG	3	1	0	1	0	-	-	-	-	-	1985-86	1985-86

ALL-TIME ROSTER

			REGULAR SEASON					PLAYOFFS						
NAME	**POS**	**TEAM**	**GP**	**G**	**A**	**PTS**	**PIM**	**GP**	**G**	**A**	**PTS**	**PIM**	**FROM**	**TO**
STEWART, Ryan	RW	WPG	3	1	0	1	0	-	-	-	-	-	1985-86	1985-86
STUTZEL, Mike	LW	PHX	9	0	0	0	0	-	-	-	-	-	2003-04	2003-04
SUCHY, Radoslav	D	PHX	372	12	51	63	74	10	1	1	2	0	1999-00	2003-04
SULLIVAN, Mike	C	PHX	256	13	20	33	66	10	0	1	1	2	1998-99	2001-02
SULLIVAN, Peter	C	WPG	126	28	54	82	40	-	-	-	-	-	1979-80	1980-81
SYKES, Phil	LW	WPG	170	25	18	43	157	11	0	1	1	9	1989-90	1991-92
TABARACCI, Rick	G	WPG	61	0	2	2	22	7	0	0	0	0	1990-91	1992-93
TAFFE, Jeff	C	PHX	98	15	13	28	26	-	-	-	-	-	2002-03	2006-07
TAGLIANETTI, Peter	D	WPG	207	10	37	47	604	14	1	1	2	20	1984-85	1989-90
TANABE, David	D	PHX	66	5	11	16	30	-	-	-	-	-	2003-04	2005-06
TELLQVIST, Mikael	G	PHX	67	0	2	2	2	-	-	-	-	-	2006-07	2008-09
THOMAS, Bill	RW	PHX	40	9	8	17	10	-	-	-	-	-	2005-06	2007-08
THOMPSON, Brent	D	PHX/WPG	40	0	1	1	106	-	-	-	-	-	1994-95	1996-97
TIKHONOV, Viktor	**LW**	**PHX**	**61**	**8**	**8**	**16**	**20**	**-**	**-**	**-**	**-**	**-**	**2008-09**	**2008-09**
TILEY, Brad	D	PHX	9	0	0	0	0	1	0	0	0	0	1997-98	1998-99
TJARNQVIST, Mathias	LW	PHX	104	9	11	20	36	-	-	-	-	-	2006-07	2007-08
TKACHUK, Keith	LW	PHX /WPG	640	323	300	623	1508	44	19	9	28	100	1991-92	2000-01
TOCCHET, Rick	RW	PHX	213	64	66	130	371	13	6	5	11	33	1997-98	1999-00
TOMALTY, Glenn	LW	WPG	1	0	0	0	0	-	-	-	-	-	1979-80	1979-80
TOMLINSON, Dave	C	WPG	31	1	3	4	24	-	-	-	-	-	1993-94	1993-94
TORDJMAN, Josh	**G**	**PHX**	**2**	**0**	**0**	**0**	**0**	**-**	**-**	**-**	**-**	**-**	**2008-09**	**2008-09**
TRIMPER, Tim	LW	WPG	140	23	23	46	138	1	0	0	0	0	1980-81	1983-84
TRUDEL, Jean-Guy	LW	PHX	4	0	0	0	2	-	-	-	-	-	1999-00	2001-02
TURCOTTE, Alfie	C	WPG	17	1	3	4	2	-	-	-	-	-	1987-88	1988-89
TURCOTTE, Darren	C	WPG	59	16	16	32	26	-	-	-	-	-	1995-96	1995-96
TURNBULL, Perry	C	WPG	172	43	57	100	357	12	0	2	2	47	1984-85	1986-87
TURRIS, Kyle	**C**	**PHX**	**66**	**8**	**13**	**21**	**23**	**-**	**-**	**-**	**-**	**-**	**2007-08**	**2008-09**
TVERDOVSKY, Oleg	D	PHX /WPG	241	24	83	107	80	25	0	11	11	6	1995-96	1998-99
ULANOV, Igor	D	WPG	176	5	43	48	385	11	0	0	0	43	1991-92	1994-95
UPSHALL, Scottie	**LW**	**PHX**	**19**	**8**	**5**	**13**	**26**	**-**	**-**	**-**	**-**	**-**	**2008-09**	**2008-09**
VAANANEN, Ossi	D	PHX	291	10	35	45	333	5	0	0	0	6	2000-01	2003-04
VANDERMEER, Pete	LW	PHX	2	0	0	0	0	-	-	-	-	-	2007-08	2007-08
VASILYEV, Andrei	LW	PHX	1	0	0	0	0	-	-	-	-	-	1998-99	1998-99
VEISOR, Mike	G	WPG	8	0	0	0	0	1	0	0	0	0	1983-84	1983-84
VISHEAU, Mark	D	WPG	1	0	0	0	0	-	-	-	-	-	1993-94	1993-94
VITOLINSH, Harijs	C	WPG	8	0	0	0	4	-	-	-	-	-	1993-94	1993-94
VRBATA, Radim	**RW**	**PHX**	**76**	**27**	**29**	**56**	**14**	**-**	**-**	**-**	**-**	**-**	**2007-08**	**2007-08**
WAITE, Jimmy	G	PHX	33	0	0	0	4	4	0	0	0	0	1997-98	1998-99
WAKALUK, Darcy	G	PHX	16	0	1	1	4	-	-	-	-	-	1996-97	1996-97
WARRINER, Todd	LW	PHX	18	0	3	3	8	-	-	-	-	-	2001-02	2001-02
WATTERS, Tim	D	WPG	438	21	101	122	760	28	1	2	3	49	1981-82	1987-88
WELLER, Craig	RW	PHX	59	3	8	11	80	-	-	-	-	-	2007-08	2007-08
WESTRUM, Erik	C	PHX	15	1	1	2	20	-	-	-	-	-	2003-04	2003-04
WHEELDON, Simon	C	WPG	4	0	0	0	4	-	-	-	-	-	1990-91	1990-91
WHELTON, Bill	D	WPG	2	0	0	0	0	-	-	-	-	-	1980-81	1980-81
WILKINSON, Neil	D	WPG	61	2	8	10	108	-	-	-	-	-	1994-95	1995-96
WILSON, Landon	RW	PHX	183	32	36	68	180	4	0	0	0	12	2000-01	2003-04
WILSON, Ron	C	WPG	536	75	134	209	236	23	7	6	13	6	1979-80	1987-88
WINNIK, Daniel	**LW**	**PHX**	**128**	**14**	**19**	**33**	**88**	**-**	**-**	**-**	**-**	**-**	**2007-08**	**2008-09**
YANDLE, Keith	**D**	**PHX**	**119**	**9**	**35**	**44**	**59**	**-**	**-**	**-**	**-**	**-**	**2006-07**	**2008-09**
YLONEN, Juha	C	PHX	261	22	65	87	80	3	0	2	2	2	1996-97	2000-01
YORK, Mike	LW	PHX	63	6	8	14	4	-	-	-	-	-	2007-08	2007-08
YOUNG, Tim	RW	WPG	44	15	19	34	25	1	0	1	1	0	1983-84	1983-84
YSEBAERT, Paul	C	WPG	60	9	18	27	18	-	-	-	-	-	1993-94	1993-94
ZHAMNOV, Alexei	C	WPG	235	103	164	267	205	12	2	3	5	10	1992-93	1995-96
ZIGOMANIS, Mike	C	PHX	108	16	10	26	52	-	-	-	-	-	2006-07	2007-08

ALL-TIME GOALTENDERS

GOALTENDER	TEAM	GP	MIN	GA	SO	GAA	SV%	W-L-T-OT	FROM	TO
AEBISCHER, David	PHX	1	60	3	0	3.00	.909	0-1-0	2007-08	2007-08
AULD, Alex	PHX	9	508	30	1	3.54	.880	3-6-0	2007-08	2007-08
BEAUREGARD, Stephane	WPG	74	3600	209	2	3.48	.885	16-30-11	1989-90	1991-92
									1993-94	1993-94
BEHREND, Marc	WPG	38	1946	160	1	4.93	.844	12-19-2	1983-84	1985-86
BERTHIAUME, Daniel	WPG	120	6598	399	5*	3.63	.876	50-45-13	1986-87	1989-90
BIERK, Zac	PHX	20	1074	44	1	2.46	.924	4-10-3	2002-03	2003-04
BOUCHARD, Dan	WPG	32	1696	107	2	3.79	.865	11-14-2	1985-86	1985-86
BOUCHER, Brian	PHX	96	5420	269	5	2.98	.898	28-45-18-0	2002-03	2005-06
BRYZGALOV, Ilya	**PHX**	**120**	**6926**	**315**	**6**	**2.73**	**.913**	**52-53-11**	**2007-08**	**2008-09**
BURKE, Sean	PHX	211	12348	491	15	2.39	.919	97-78-29	1999-00	2003-04
CHEVELDAE, Tim	WPG	74	4054	260	1	3.85	.884	21-42-7	1993-94	1995-96
CHEVRIER, Alain	WPG	22	1092	78	1	4.29	.859	8-8-2	1988-89	1988-89
DesROCHERS, Patrick	PHX	9	418	26	0	3.73	.861	1-5-1	2001-02	2002-03
DION, Michel	WPG	14	757	61	0	4.83	.864	3-6-3	1980-81	1980-81
DRAPER, Tom	WPG	9	513	41	0	4.80	.824	3-5-0	1988-89	1989-90
									1995-96	1995-96
DUFFUS, Parris	PHX	1	29	1	0	2.07	.875	0-0-0	1996-97	1996-97
ESCHE, Robert	PHX	58	3033	150	3	2.97	.897	18-24-6	1998-99	2001-02
ESSENSA, Bob	PHX /WPG	311	17244	955	15	3.32	.894	129-124-35	1988-89	1993-94
									1999-00	1999-00
HAMEL, Pierre	WPG	64	3570	258	0	4.34	.869	12-39-7	1979-80	1980-81
HAYWARD, Brian	WPG	165	9172	654	1	4.28	.865	63-75-17	1982-83	1985-86
HOLDEN, Mark	WPG	4	213	15	0	4.23	.856	2-0-0	1984-85	1984-85
HRIVNAK, Jim	WPG	3	180	13	0	4.33	.865	2-1-0	1992-93	1992-93
JABLONSKI, Pat	PHX	2	59	2	0	2.03	.917	0-1-0	1996-97	1996-97
JOHNSON, Brent	PHX	8	486	21	0	2.59	.914	1-6-1	2003-04	2003-04
JOSEPH, Curtis	PHX	115	6417	325	8	3.04	.898	50-52-5	2005-06	2006-07
KHABIBULIN, Nikolai	PHX/WPG	284	16030	735	21	2.75	.908	126-113-30	1994-95	1998-99
LANGKOW, Scott	PHX /WPG	5	178	13	0	4.38	.835	0-1-1	1995-96	1998-99
LeNEVEU, David	PHX	21	1047	59	0	3.38	.894	5-9-0	2005-06	2006-07
LOUSTEL, Ron	WPG	1	60	10	0	10.00	.804	0-1-0	1980-81	1980-81
MATTSSON, Markus	WPG	52	2907	193	3	3.98	.875	8-32-4	1979-80	1980-81
MIDDLEBROOK, Lindsay	WPG	24	1233	105	0	5.11	.856	2-17-3	1979-80	1980-81
MONTOYA, Al	**PHX**	**5**	**259**	**9**	**1**	**2.08**	**.925**	**3-1-0**	**2008-09**	**2008-09**
MORRISON, Mike	PHX	4	127	13	0	6.14	.790	0-3-0	2006-07	2006-07
O'NEILL, Michael	WPG	20	824	58	0	4.22	.863	0-9-2	1991-92	1993-94
PELLETIER, Jean-Marc	PHX	6	294	18	0	3.67	.864	1-3-0	2002-03	2003-04
PENNEY, Steve	WPG	15	712	55	0	4.63	.828	3-8-2	1986-87	1987-88
REDDICK, Eldon	WPG	117	6358	395	1*	3.73	.873	41-51-14	1986-87	1988-89
ROUSSEL, Dominic	WPG	7	285	16	0	3.37	.881	2-2-0	1995-96	1995-96
SAUVE, Philippe	PHX	5	187	17	0	5.45	.867	0-4-0-0	2005-06	2005-06
SHTALENKOV, Mikhail	PHX	19	1147	45	2	2.35	.905	8-8-3	1998-99	1999-00
SMITH, Gary	WPG	20	1073	73	0	4.08	.873	4-11-4	1979-80	1979-80
SOETAERT, Doug	WPG	130	7226	511	2	4.24	.869	50-48-21	1981-82	1983-84
STANIOWSKI, Ed	WPG	63	3510	247	2	4.22	.866	24-27-6	1981-82	1983-84
TABARACCI, Rick	WPG	61	3018	193	1	3.84	.874	15-26-7	1990-91	1992-93
TELLQVIST, Mikael	PHX	67	3613	184	4	3.06	.897	27-24-6	2006-07	2008-09
TORDJMAN, Josh	**PHX**	**2**	**118**	**8**	**0**	**4.07**	**.871**	**0-2-0**	**2008-09**	**2008-09**
VEISOR, Mike	WPG	8	420	26	0	3.71	.849	4-1-2	1983-84	1983-84
WAITE, Jimmy	PHX	33	1691	69	2	2.45	.903	11-11-5	1997-98	1998-99
WAKALUK, Darcy	PHX	16	782	39	1	2.99	.899	8-3-1	1996-97	1996-97

*Daniel Berthiaume and Eldon Reddick shared one shutout during the 1986-87 season

NOTE: Starting in 2005-06, goaltenders can no longer earn ties but losses in overtime or a shootout count in the OT column.

1979-80 WINNIPEG JETS

20-49-11 (51 points)
5th Smythe Division

PLAYER	GP	G	A	PTS	PIM
Morris Lukowich	78	35	39	74	77
Peter Sullivan	79	24	35	59	20
Ron Wilson	79	21	36	57	28
Willy Lindstrom	79	23	26	49	20
Craig Norwich	70	10	35	45	36
Peter Marsh	57	18	20	38	59
Lars Erik Sjoberg	79	7	27	34	48
Jude Drouin	78	8	16	24	50
Scott Campbell	63	3	17	20	136
Lyle Moffat	74	10	9	19	38
Dave Christian	15	8	10	18	2
John Markell	38	10	7	17	21
Lorne Stamler	62	8	7	15	12
Al Cameron	63	3	11	14	72
Ross Cory	46	2	9	11	32
*Kris Manery	16	6	4	10	6
#Bobby Hull	18	4	6	10	0
Barry Melrose	74	4	6	10	124
Jimmy Mann	72	3	5	8	287

PLAYER	GP	G	A	PTS	PIM
Hilliard Graves	35	1	5	6	15
Bill Riley	14	3	2	5	7
Gord McTavish	10	1	3	4	2
Dave Hoyda	15	1	1	2	35
John Bethel	17	0	2	2	4
Pierre Hamel	35	0	2	2	10
Pat Daley	5	1	0	1	4
Bob Guindon	6	0	1	1	0
Bill Lesuk	49	0	1	1	43
Glenn Tomalty	1	0	0	0	0
Larry Hopkins	5	0	0	0	0
Don MacIver	6	0	0	0	2
Gerry Rioux	9	0	0	0	6
Lindsay Middlebrook	10	0	0	0	0
Gord Smith	13	0	0	0	8
Wayne Dillon	13	0	0	0	2
Mike Amodeo	19	0	0	0	2
Gary Smith	20	0	0	0	25
Markus Mattsson	21	0	0	0	2

GOALTENDER	GP	MIN	GAA	W-L-T	SO	GA	SA	SV%
Markus Mattsson	21	1200	3.25	5-11-4	2	65	579	.888
Pierre Hamel	35	1947	4.01	9-19-3	0	130	1052	.876
Gary Smith	20	1073	4.08	4-11-4	0	73	574	.873
Lindsay Middlebrook	10	580	4.14	2-8-0	0	40	325	.877

* - Acquired during season # - Relocated during season

#	DATE	H/R	OPPONENT	SCORE	RES	RECORD	PTS
1	OCT. 10	@	Pittsburgh	4-2	L	0-1-0	0
2	OCT. 11	@	Boston	4-0	L	0-2-0	0
3	OCT. 14		COLORADO	4-2	W	1-2-0	2
4	OCT. 17		DETROIT	5-1	L	1-3-0	2
5	OCT. 19		MINNESOTA	3-2	W	2-3-0	4
6	OCT. 20	@	Colorado	4-1	L	2-4-0	4
7	OCT. 24	@	Chicago	4-0	L	2-5-0	4
8	OCT. 26		BOSTON	3-2	W	3-5-0	6
9	OCT. 28		ST. LOUIS	2-2	T	3-5-1	7
10	OCT. 31	@	Quebec	5-2	W	4-5-1	9
11	NOV. 2		WASHINGTON	1-1	T	4-5-2	10
12	NOV. 4		NY ISLANDERS	4-4	T	4-5-3	11
13	NOV. 6	@	Atlanta	8-0	L	4-6-3	11
14	NOV. 7	@	Washington	6-3	L	4-7-3	11
15	NOV. 10		TORONTO	8-4	L	4-8-3	11
16	NOV. 14		HARTFORD	3-2	W	5-8-3	13
17	NOV. 16		QUEBEC	3-2	L	5-9-3	13
18	NOV. 18		PITTSBURGH	3-2	L	5-10-3	13
19	NOV. 21	@	NY Rangers	6-4	W	6-10-3	15
20	NOV. 22	@	Montreal	7-0	L	6-11-3	15
21	NOV. 24		VANCOUVER	5-3	W	7-11-3	17
22	NOV. 27	@	Los Angeles	5-3	L	7-12-3	17
23	NOV. 28	@	Vancouver	4-2	L	7-13-3	17
24	DEC. 1	@	Minnesota	4-4	T	7-13-4	18
25	DEC. 2		NY ISLANDERS	4-0	L	7-14-4	18
26	DEC. 4	@	St. Louis	4-2	W	8-14-4	20
27	DEC. 5	@	Detroit	6-4	L	8-15-4	20
28	DEC. 7		EDMONTON	8-3	W	9-15-4	22
29	DEC. 9		ATLANTA	5-4	L	9-16-4	22
30	DEC. 12	@	Quebec	5-0	L	9-17-4	22
31	DEC. 15		MONTREAL	6-2	W	10-17-4	24
32	DEC. 16	@	Edmonton	4-3	W	11-17-4	26
33	DEC. 19		BUFFALO	3-2	L	11-18-4	26
34	DEC. 21		CHICAGO	4-1	W	12-18-4	28
35	DEC. 26	@	Minnesota	6-0	L	12-19-4	28
36	DEC. 28		PHILADELPHIA	5-3	L	12-20-4	28
37	DEC. 29	@	Toronto	6-1	L	12-21-4	28
38	DEC. 31	@	Buffalo	6-2	L	12-22-4	28
39	JAN. 4		BOSTON	2-1	L	12-23-4	28
40	JAN. 6		LOS ANGELES	4-4	T	12-23-5	29
41	JAN. 8	@	Atlanta	2-0	L	12-24-5	29
42	JAN. 10	@	Philadelphia	5-4	L	12-25-5	29
43	JAN. 12		NY RANGERS	3-0	L	12-26-5	29
44	JAN. 13		LOS ANGELES	5-3	W	13-26-5	31
45	JAN. 15	@	NY Islanders	5-2	L	13-27-5	31
46	JAN. 16	@	NY Rangers	4-1	L	13-28-5	31
47	JAN. 18		DETROIT	5-0	L	13-29-5	31
48	JAN. 21	@	Hartford	7-2	L	13-30-5	31
49	JAN. 22	@	Washington	5-4	L	13-31-5	31
50	JAN. 25		PHILADELPHIA	5-4	L	13-32-5	31
51	JAN. 27		ST. LOUIS	6-6	T	13-32-6	32
52	JAN. 29	@	Los Angeles	7-3	W	14-32-6	34
53	FEB. 1	@	Edmonton	9-2	L	14-33-6	34
54	FEB. 2	@	Colorado	2-2	T	14-33-7	35
55	FEB. 8		WASHINGTON	6-3	L	14-34-7	35
56	FEB. 10		EDMONTON	2-2	T	14-34-8	36
57	FEB. 12	@	NY Islanders	0-0	T	14-34-9	37
58	FEB. 14	@	Philadelphia	5-1	L	14-35-9	37
59	FEB. 15	@	Hartford	5-4	L	14-36-9	37
60	FEB. 17		QUEBEC	6-5	W	15-36-9	39
61	FEB. 20	@	Buffalo	4-3	L	15-37-9	39
62	FEB. 21	@	Montreal	3-0	L	15-38-9	39
63	FEB. 23		TORONTO	9-3	L	15-39-9	39
64	FEB. 27	@	Pittsburgh	3-2	L	15-40-9	39
65	FEB. 29		VANCOUVER	3-3	T	15-40-10	40
66	MAR. 2		CHICAGO	3-2	L	15-41-10	40
67	MAR. 4	@	Vancouver	2-1	L	15-42-10	40
68	MAR. 9		ATLANTA	5-2	L	15-43-10	40
69	MAR. 12		BUFFALO	3-3	T	15-43-11	41
70	MAR. 14		MONTREAL	4-3	L	15-44-11	41
71	MAR. 16	@	Detroit	6-2	W	16-44-11	43
72	MAR. 19	@	Toronto	9-1	L	16-45-11	43
73	MAR. 21		NY RANGERS	4-2	W	17-45-11	45
74	MAR. 23		PITTSBURGH	4-2	L	17-46-11	45
75	MAR. 26		HARTFORD	7-0	W	18-46-11	47
76	MAR. 28		MINNESOTA	2-1	L	18-47-11	47
77	MAR. 30	@	Boston	3-1	L	18-48-11	47
78	APR. 2	@	Chicago	5-2	W	19-48-11	49
79	APR. 5	@	St. Louis	6-0	L	19-49-11	49
80	APR. 6		COLORADO	3-2	W	20-49-11	51

1980-81 WINNIPEG JETS

9-57-14 (32 points)
6th Smythe Division

PLAYER	GP	G	A	PTS	PIM
Dave Christian	80	28	43	71	22
Morris Lukowich	80	33	34	67	90
Norm Dupont	80	27	26	53	8
Ron Wilson	77	18	33	51	55
Daniel Geoffrion	78	20	26	46	82
Dave Babych	69	6	38	44	90
Willy Lindstrom	72	22	13	35	45
Tim Trimper	56	15	14	29	28
Rick Bowness	45	8	17	25	45
Moe Mantha	58	2	23	25	35
*Doug Lecuyer	45	6	17	23	66
Barry Long	65	6	17	23	42
Peter Sullivan	47	4	19	23	20
Kris Manery	47	13	9	22	24
Don Spring	80	1	18	19	18
Doug Smail	30	10	8	18	45
Anders Steen	42	5	11	16	22
#Peter Marsh	24	6	7	13	9
*Rick Dudley	30	5	5	10	28
Jimmy Mann	37	3	3	6	105
Mark Plantery	25	1	5	6	14

PLAYER	GP	G	A	PTS	PIM
Barry Legge	38	0	6	6	69
Scott Campbell	14	1	4	5	55
#Tom Bladon	9	0	5	5	10
John Markell	14	1	3	4	15
Rick Mulhern	19	0	4	4	14
Murray Eaves	12	1	2	3	5
Al Cameron	29	1	2	3	21
#Barry Melrose	18	1	1	2	40
Sandy Beadle	6	1	0	1	2
Dave Hoyda	9	1	0	1	7
Ross Cory	5	0	1	1	9
Pierre Hamel	29	0	1	1	4
Markus Mattsson	31	0	1	1	2
Dave Chartier	1	0	0	0	0
Ron Loustel	1	0	0	0	0
Bill Whelton	2	0	0	0	0
Jude Drouin	7	0	0	0	4
Pat Daley	7	0	0	0	9
*Michel Dion	14	0	0	0	2
Lindsay Middlebrook	14	0	0	0	0

GOALTENDER	GP	MIN	GAA	W-L-T	SO	GA	SA	SV%
Markus Mattsson	31	1707	4.50	3-21-4	1	128	965	.867
Pierre Hamel	29	1623	4.73	3-20-4	0	128	925	.862
*Michel Dion	14	757	4.83	3-6-3	0	61	447	.864
Lindsay Middlebrook	14	653	5.97	0-9-3	0	65	405	.840
Ron Loustel	1	60	10.00	0-1-0	0	10	51	.804

* - Acquired during season # - Relocated during season

#	DATE	H/R	OPPONENT	SCORE	RES	RECORD	PTS
1	OCT. 10	@	Washington	4-1	L	0-1-0	0
2	OCT. 11	@	Pittsburgh	5-4	L	0-2-0	0
3	OCT. 17		CHICAGO	6-2	W	1-2-0	2
4	OCT. 19		QUEBEC	4-4	T	1-2-1	3
5	OCT. 22	@	Buffalo	7-4	L	1-3-1	3
6	OCT. 25	@	Minnesota	4-1	L	1-4-1	3
7	OCT. 26		BOSTON	7-7	T	1-4-2	4
8	OCT. 29	@	Chicago	8-4	L	1-5-2	4
9	OCT. 31		PITTSBURGH	6-5	L	1-6-2	4
10	NOV. 2		WASHINGTON	4-4	T	1-6-3	5
11	NOV. 5		CALGARY	5-5	T	1-6-4	6
12	NOV. 7		EDMONTON	4-2	L	1-7-4	6
13	NOV. 9		TORONTO	7-4	L	1-8-4	6
14	NOV. 12	@	Quebec	5-1	L	1-9-4	6
15	NOV. 13	@	Boston	5-5	T	1-9-5	7
16	NOV. 16		MONTREAL	5-1	L	1-10-5	7
17	NOV. 18	@	Vancouver	6-1	L	1-11-5	7
18	NOV. 19	@	Los Angeles	7-2	L	1-12-5	7
19	NOV. 21		BUFFALO	4-2	L	1-13-5	7
20	NOV. 23	@	Philadelphia	3-1	L	1-14-5	7
21	NOV. 24	@	NY Islanders	4-4	T	1-14-6	8
22	NOV. 26	@	Hartford	8-4	L	1-15-6	8
23	NOV. 28		ST. LOUIS	1-1	T	1-15-7	9
24	NOV. 30		CALGARY	4-1	L	1-16-7	9
25	DEC. 3		NY RANGERS	4-3	L	1-17-7	9
26	DEC. 4	@	Calgary	3-1	L	1-18-7	9
27	DEC. 6	@	St. Louis	5-2	L	1-19-7	9
28	DEC. 10		HARTFORD	8-5	L	1-20-7	9
29	DEC. 13	@	Minnesota	4-3	L	1-21-7	9
30	DEC. 14		NY ISLANDERS	5-4	L	1-22-7	9
31	DEC. 16	@	NY Islanders	6-2	L	1-23-7	9
32	DEC. 17	@	NY Rangers	8-2	L	1-24-7	9
33	DEC. 20	@	St. Louis	5-2	L	1-25-7	9
34	DEC. 23		COLORADO	5-4	W	2-25-7	11
35	DEC. 26		MINNESOTA	5-3	L	2-26-7	11
36	DEC. 28		DETROIT	4-3	L	2-27-7	11
37	DEC. 31		WASHINGTON	5-3	L	2-28-7	11
38	JAN. 2		PHILADELPHIA	4-3	W	3-28-7	13
39	JAN.5		BOSTON	4-1	L	3-29-7	13
40	JAN. 7	@	Toronto	8-2	W	4-29-7	15

#	DATE	H/R	OPPONENT	SCORE	RES	RECORD	PTS
41	JAN. 9		VANCOUVER	4-4	T	4-29-8	16
42	JAN. 10		HARTFORD	5-3	L	4-30-8	16
43	JAN. 13	@	Quebec	3-3	T	4-30-9	17
44	JAN. 15	@	Montreal	7-3	L	4-31-9	17
45	JAN. 17	@	Calgary	4-2	L	4-32-9	17
46	JAN. 18		TORONTO	5-4	L	4-33-9	17
47	JAN. 21		NY RANGERS	5-1	W	5-33-9	19
48	JAN. 23	@	Colorado	2-2	T	5-33-10	20
49	JAN. 27	@	Washington	4-3	L	5-34-10	20
50	JAN. 29	@	Boston	7-6	L	5-35-10	20
51	JAN. 31	@	Toronto	2-0	W	6-35-10	22
52	FEB. 1	@	Buffalo	4-0	L	6-36-10	22
53	FEB. 4		PITTSBURGH	3-2	L	6-37-10	22
54	FEB. 6	@	Edmonton	10-4	L	6-38-10	22
55	FEB. 8	@	Chicago	9-1	L	6-39-10	22
56	FEB. 12	@	NY Rangers	8-6	L	6-40-10	22
57	FEB. 15		QUEBEC	4-3	W	7-40-10	24
58	FEB. 17	@	Detroit	6-4	L	7-41-10	24
59	FEB. 18	@	Hartford	3-3	T	7-41-11	25
60	FEB. 20		MINNESOTA	5-3	L	7-42-11	25
61	FEB. 21		EDMONTON	5-1	L	7-43-11	25
62	FEB. 25	@	Pittsburgh	4-3	L	7-44-11	25
63	FEB. 27		PHILADELPHIA	6-3	L	7-45-11	25
64	MAR. 1		DETROIT	4-4	T	7-45-12	26
65	MAR. 4	@	Montreal	9-3	L	7-46-12	26
66	MAR. 5	@	Philadelphia	10-1	L	7-47-12	26
67	MAR. 7		MONTREAL	4-2	W	8-47-12	28
68	MAR. 8		LOS ANGELES	4-1	L	8-48-12	28
69	MAR. 11		NY ISLANDERS	6-3	L	8-49-12	28
70	MAR. 13		BUFFALO	5-2	L	8-50-12	28
71	MAR. 15		CHICAGO	8-2	L	8-51-12	28
72	MAR. 18		COLORADO	4-3	W	9-51-12	30
73	MAR. 21	@	Detroit	5-4	L	9-52-12	30
74	MAR. 22		LOS ANGELES	7-5	L	9-53-12	30
75	MAR. 27		VANCOUVER	10-2	L	9-54-12	30
76	MAR. 29	@	Colorado	2-1	L	9-55-12	30
77	MAR. 31	@	Los Angeles	7-3	L	9-56-12	30
78	APR. 1	@	Vancouver	4-4	T	9-56-13	31
79	APR. 4	@	Edmonton	7-2	L	9-57-13	31
80	APR. 5		ST. LOUIS	5-5	T	9-57-14	32

1981-82 WINNIPEG JETS

33-33-14 (80 points)
2nd Norris Division

PLAYER	GP	G	A	PTS	PIM
Dale Hawerchuk	80	45	58	103	47
Morris Lukowich	77	43	49	92	102
Dave Christian	80	25	51	76	28
David Babych	79	19	49	68	92
Paul MacLean	74	36	25	61	106
Willy Lindstrom	74	32	27	59	33
Lucien DeBlois	65	25	27	52	87
Thomas Steen	73	15	29	44	42
Bengt Lundholm	66	14	30	44	10
Normand Dupont	62	13	25	38	22
Doug Smail	72	17	18	35	55
Larry Hopkins	41	10	15	25	22
Tim Watters	69	2	22	24	97
Tim Trimper	74	8	8	16	100

PLAYER	GP	G	A	PTS	PIM
Ron Wilson	39	3	13	16	49
Don Spring	78	0	16	16	21
Craig Levie	40	4	9	13	48
Moe Mantha	25	0	12	12	28
Bryan Maxwell	45	1	9	10	110
Scott Arniel	17	1	8	9	14
Serge Savard	47	2	5	7	26
Jimmy Mann	37	3	2	5	79
Ed Staniowski	45	0	5	5	4
Barry Legge	38	1	2	3	57
Barry Long	5	0	2	2	4
Doug Soetaert	39	0	2	2	14
Dan Geoffrion	1	0	0	0	5
Murray Eaves	2	0	0	0	0

GOALTENDER	GP	MIN	GAA	W-L-T	SO	GA	SA	SV%
Ed Staniowski	45	2643	3.95	20-19-6	1	174	1412	.877
Doug Soetaert	39	2157	4.31	13-14-8	2	155	1184	.869

* - Acquired during season # - Relocated during season

#	DATE	H/R	OPPONENT	SCORE	RES	RECORD	PTS
1	OCT. 6		TORONTO	6-1	L	0-1-0	0
2	OCT. 9		NY RANGERS	8-3	W	1-1-0	2
3	OCT. 14	@	Edmonton	4-2	W	2-1-0	4
4	OCT. 15	@	Calgary	5-4	W	3-1-0	6
5	OCT. 18		COLORADO	4-3	L	3-2-0	6
6	OCT. 21	@	Buffalo	2-2	T	3-2-1	7
7	OCT. 23		CHICAGO	5-5	T	3-2-2	8
8	OCT. 25		LOS ANGELES	9-4	W	4-2-2	10
9	OCT. 28	@	Chicago	7-6	L	4-3-2	10
10	OCT. 31	@	Toronto	6-5	W	5-3-2	12
11	NOV. 3	@	Colorado	5-3	W	6-3-2	14
12	NOV. 6		CHICAGO	4-3	W	7-3-2	16
13	NOV. 8	@	Vancouver	5-1	L	7-4-2	16
14	NOV. 10		NY ISLANDERS	5-3	L	7-5-2	16
15	NOV. 11	@	Minnesota	15-2	L	7-6-2	16
16	NOV. 14	@	Los Angeles	3-2	W	8-6-2	18
17	NOV. 17	@	Calgary	6-4	L	8-7-2	18
18	NOV. 18		MINNESOTA	6-4	L	8-8-2	18
19	NOV. 21	@	St. Louis	1-1	T	8-8-3	19
20	NOV. 22		ST. LOUIS	5-4	W	9-8-3	21
21	NOV. 25		COLORADO	7-2	W	10-8-3	23
22	NOV. 27		MINNESOTA	5-5	T	10-8-4	24
23	NOV. 29		EDMONTON	10-2	L	10-9-4	24
24	DEC. 1	@	Philadelphia	2-1	L	10-10-4	24
25	DEC. 2	@	Pittsburgh	4-2	L	10-11-4	24
26	DEC. 4	@	Washington	7-3	L	10-12-4	24
27	DEC. 6		NY ISLANDERS	5-2	W	11-12-4	26
28	DEC. 9	@	Toronto	3-3	T	11-12-5	27
29	DEC. 11		MONTREAL	5-5	T	11-12-6	28
30	DEC. 13		DETROIT	2-1	L	11-13-6	28
31	DEC. 16	@	Chicago	3-3	T	11-13-7	29
32	DEC. 17	@	Minnesota	4-2	W	12-13-7	31
33	DEC. 19		TORONTO	8-4	L	12-14-7	31
34	DEC. 20		ST. LOUIS	5-4	W	13-14-7	33
35	DEC. 22	@	NY Islanders	5-2	L	13-15-7	33
36	DEC. 23	@	NY Rangers	5-2	L	13-16-7	33
37	DEC. 26		CHICAGO	3-2	L	13-17-7	33
38	DEC. 27		DETROIT	2-2	T	13-17-8	34
39	DEC. 30		HARTFORD	6-1	L	13-18-8	34
40	JAN. 3		BOSTON	8-5	L	13-19-8	34
41	JAN. 6	@	Hartford	5-3	W	14-19-8	36
42	JAN. 7	@	Boston	8-6	L	14-20-8	36
43	JAN. 9	@	Detroit	4-2	W	15-20-8	38
44	JAN. 10		MONTREAL	4-4	T	15-20-9	39
45	JAN. 13		PITTSBURGH	6-1	W	16-20-9	41
46	JAN. 15		NY RANGERS	4-4	T	16-20-10	42
47	JAN. 17		QUEBEC	7-5	L	16-21-10	42
48	JAN. 20		WASHINGTON	3-0	W	17-21-10	44
49	JAN. 22		CHICAGO	6-5	W	18-21-10	46
50	JAN. 26	@	Detroit	3-3	T	18-21-11	47
51	JAN. 27	@	Toronto	4-3	W	19-21-11	49
52	JAN. 30	@	Pittsburgh	2-1	L	19-22-11	49
53	FEB. 2	@	St. Louis	10-6	L	19-23-11	49
54	FEB. 5		CALGARY	6-4	W	20-23-11	51
55	FEB. 10	@	Buffalo	4-3	L	20-24-11	51
56	FEB. 13	@	Montreal	7-3	L	20-25-11	51
57	FEB. 16	@	Quebec	7-3	L	20-26-11	51
58	FEB. 19		QUEBEC	4-4	T	20-26-12	52
59	FEB. 21		WASHINGTON	6-3	L	20-27-12	52
60	FEB. 24		PHILADELPHIA	6-2	W	21-27-12	54
61	FEB. 26		BUFFALO	4-4	T	21-27-13	55
62	FEB. 28		ST. LOUIS	5-2	W	22-27-13	57
63	MAR. 2	@	Philadelphia	7-6	W	23-27-13	59
64	MAR. 3	@	Chicago	4-2	W	24-27-13	61
65	MAR. 5		DETROIT	2-0	W	25-27-13	63
66	MAR. 7		VANCOUVER	5-2	W	26-27-13	65
67	MAR. 10	@	Hartford	6-2	L	26-28-13	65
68	MAR. 11	@	Boston	7-4	L	26-29-13	65
69	MAR. 13	@	Toronto	10-2	W	27-29-13	67
70	MAR. 16	@	St. Louis	7-3	W	28-29-13	69
71	MAR. 17	@	Minnesota	3-2	W	29-29-13	71
72	MAR. 20		TORONTO	7-0	W	30-29-13	73
73	MAR. 21		DETROIT	8-2	W	31-29-13	75
74	MAR. 24		LOS ANGELES	5-3	W	32-29-13	77
75	MAR. 26		ST. LOUIS	4-4	T	32-29-14	78
76	MAR. 28	@	Vancouver	5-0	L	32-30-14	78
77	MAR. 30	@	Minnesota	7-5	W	33-30-14	80
78	MAR. 31	@	Detroit	4-2	L	33-31-14	80
79	APR. 2		MINNESOTA	5-2	L	33-32-14	80
80	APR. 4	@	Edmonton	2-1	L	33-33-14	80

1982-83 WINNIPEG JETS

33-39-8 (74 points)
4th Smythe Division

PLAYER	GP	G	A	PTS	PIM
Dale Hawerchuk	79	40	51	91	31
Paul MacLean	80	32	44	76	121
Dave Babych	79	13	61	74	56
Thomas Steen	75	26	33	59	60
Lucien DeBlois	79	27	27	54	69
Brian Mullen	80	24	26	50	14
#Willy Lindstrom	63	20	25	45	8
Dave Christian	55	18	26	44	23
Doug Smail	80	15	29	44	32
Morris Lukowich	69	22	21	43	67
Bengt Lundholm	58	14	28	42	16
Normand Dupont	39	7	16	23	6
Tim Watters	77	5	18	23	98
Bryan Maxwell	54	7	13	20	131
Serge Savard	76	4	16	20	29

PLAYER	GP	G	A	PTS	PIM
Scott Arniel	75	13	5	18	46
Don Spring	80	0	16	16	37
Ron Wilson	12	6	3	9	4
Craig Levie	22	4	5	9	31
Moe Mantha	21	2	7	9	6
Murray Eaves	26	2	7	9	2
*Laurie Boschman	12	3	5	8	36
Larry Hopkins	12	3	1	4	4
Wade Campbell	42	1	2	3	50
Ed Staniowski	17	0	1	1	0
Brian Hayward	24	0	1	1	0
Jimmy Mann	40	0	1	1	73
Doug Soetaert	44	0	1	1	10
Jim Kyte	2	0	0	0	0
Tim Trimper	5	0	0	0	0

GOALTENDER	GP	MIN	GAA	W-L-T	SO	GA	SA	SV%
Brian Hayward	24	1440	3.71	10-12-2	1	89	786	.887
Doug Soetaert	44	2533	4.12	19-19-6	0	174	1328	.869
Ed Staniowski	17	827	4.72	4-8-0	1	65	417	.844

* - Acquired during season # - Relocated during season

#	DATE	H/R	OPPONENT	SCORE	RES	RECORD	PTS
1	OCT. 6		MINNESOTA	5-4	L	0-1-0	0
2	OCT. 9	@	Detroit	8-0	W	1-1-0	2
3	OCT. 10	@	Chicago	5-3	W	2-1-0	4
4	OCT. 12		LOS ANGELES	5-4	W	3-1-0	6
5	OCT. 14	@	St. Louis	5-2	W	4-1-0	8
6	OCT. 17		CALGARY	5-5	T	4-1-1	9
7	OCT. 22		NEW JERSEY	3-1	W	5-1-1	11
8	OCT. 24		EDMONTON	9-5	W	6-1-1	13
9	OCT. 27		LOS ANGELES	7-3	W	7-1-1	15
10	OCT. 31		PHILADELPHIA	3-2	L	7-2-1	15
11	NOV. 3	@	Edmonton	7-2	L	7-3-1	15
12	NOV. 4	@	Calgary	7-5	L	7-4-1	15
13	NOV. 7		CALGARY	7-5	L	7-5-1	15
14	NOV. 13		VANCOUVER	3-2	W	8-5-1	17
15	NOV. 14		VANCOUVER	6-5	W	9-5-1	19
16	NOV. 17		BUFFALO	7-2	L	9-6-1	19
17	NOV. 19		WASHINGTON	3-3	T	9-6-2	20
18	NOV. 24		CHICAGO	7-5	L	9-7-2	20
19	NOV. 26		EDMONTON	6-5	L	9-8-2	20
20	NOV. 27	@	Toronto	6-3	W	10-8-2	22
21	NOV. 29	@	Montreal	9-4	L	10-9-2	22
22	NOV. 30	@	Quebec	8-6	L	10-10-2	22
23	DEC. 3		NY ISLANDERS	4-2	W	11-10-2	24
24	DEC. 4	@	Minnesota	4-1	L	11-11-2	24
25	DEC. 6	@	New Jersey	5-3	W	12-11-2	26
26	DEC. 7	@	Washington	3-3	T	12-11-3	27
27	DEC. 10		CALGARY	6-4	L	12-12-3	27
28	DEC. 11		LOS ANGELES	4-3	W	13-12-3	29
29	DEC. 14	@	St. Louis	4-3	W	14-12-3	31
30	DEC. 15	@	Chicago	10-3	L	14-13-3	31
31	DEC. 17		HARTFORD	2-0	L	14-14-3	31
32	DEC. 19		NEW JERSEY	3-2	L	14-15-3	31
33	DEC. 21	@	Los Angeles	4-2	W	15-15-3	33
34	DEC. 26		MINNESOTA	3-2	L	15-16-3	33
35	DEC. 28	@	Vancouver	4-4	T	15-16-4	34
36	DEC. 29	@	Los Angeles	4-3	W	16-16-4	36
37	JAN. 1	@	Edmonton	5-3	L	16-17-4	36
38	JAN. 2		BOSTON	6-4	W	17-17-4	38
39	JAN. 5		EDMONTON	8-3	L	17-18-4	38
40	JAN. 6	@	Calgary	5-1	L	17-19-4	38
41	JAN. 9		PITTSBURGH	4-3	W	18-19-4	40
42	JAN. 11	@	NY Islanders	4-1	L	18-20-4	40
43	JAN. 12	@	NY Rangers	5-5	T	18-20-5	41
44	JAN. 14		ST. LOUIS	4-2	L	18-21-5	41
45	JAN. 16	@	Vancouver	6-4	L	18-22-5	41
46	JAN. 19		TORONTO	6-3	W	19-22-5	43
47	JAN. 21		NY RANGERS	4-1	W	20-22-5	45
48	JAN. 23	@	Buffalo	5-2	L	20-23-5	45
49	JAN. 25	@	Quebec	6-3	L	20-24-5	45
50	JAN. 27	@	Philadelphia	5-2	L	20-25-5	45
51	JAN. 29	@	Hartford	2-2	T	20-25-6	46
52	JAN. 31	@	Boston	2-2	T	20-25-7	47
53	FEB. 2		PHILADELPHIA	6-3	L	20-26-7	47
54	FEB. 4		PITTSBURGH	6-4	W	21-26-7	49
55	FEB. 6		MONTREAL	2-0	L	21-27-7	49
56	FEB. 10	@	Montreal	5-3	L	21-28-7	49
57	FEB. 12	@	Detroit	4-2	W	22-28-7	51
58	FEB. 13	@	Washington	6-1	L	22-29-7	51
59	FEB. 15		VANCOUVER	7-4	W	23-29-7	53
60	FEB. 18		BOSTON	6-5	W	24-29-7	55
61	FEB. 20	@	NY Rangers	9-4	L	24-30-7	55
62	FEB. 22	@	NY Islanders	2-2	T	24-30-8	56
63	FEB. 23	@	Pittsburgh	6-4	L	24-31-8	56
64	FEB. 25		HARTFORD	5-3	W	25-31-8	58
65	FEB. 27	@	Edmonton	3-0	L	25-32-8	58
66	MAR. 2		VANCOUVER	3-0	L	25-33-8	58
67	MAR. 5	@	Vancouver	5-4	L	25-34-8	58
68	MAR. 6	@	Vancouver	6-2	L	25-35-8	58
69	MAR. 9		BUFFALO	6-0	W	26-35-8	60
70	MAR. 10	@	Calgary	6-3	L	26-36-8	60
71	MAR. 13	@	Los Angeles	6-5	W	27-36-8	62
72	MAR. 15	@	Los Angeles	4-3	L	27-37-8	62
73	MAR. 18		TORONTO	7-3	W	28-37-8	64
74	MAR. 20		QUEBEC	3-2	W	29-37-8	66
75	MAR. 23		EDMONTON	7-4	W	30-37-8	68
76	MAR. 26	@	Calgary	5-2	W	31-37-8	70
77	MAR. 27		CALGARY	4-3	L	31-38-8	70
78	MAR. 30		LOS ANGELES	10-5	W	32-38-8	72
79	APR. 1	@	Edmonton	7-2	L	32-39-8	72
80	APR. 3		DETROIT	8-3	W	33-39-8	74

1983-84 WINNIPEG JETS

31-38-11 (73 points)
4th Smythe Division

PLAYER	GP	G	A	PTS	PIM
Dale Hawerchuk	80	37	65	102	73
Lucien DeBlois	80	34	45	79	50
Laurie Boschman	61	28	46	74	234
Paul MacLean	76	40	31	71	155
Thomas Steen	78	20	45	65	69
Brian Mullen	75	21	41	62	28
Dave Babych	66	18	39	57	62
Scott Arniel	80	21	35	56	68
Morris Lukowich	80	30	25	55	71
Moe Mantha	72	16	38	54	67
Doug Smail	66	20	17	37	62
Tim Young	44	15	19	34	25
Andrew McBain	78	11	19	30	37
Tim Watters	74	3	20	23	169
*Robert Picard	62	6	16	22	34
Wade Campbell	79	7	14	21	147
Bengt Lundholm	57	5	14	19	20
Ron Wilson	51	3	12	15	12

PLAYER	GP	G	A	PTS	PIM
*Jordy Douglas	17	4	2	6	8
Don Spring	21	0	4	4	4
Jim Kyte	58	1	2	3	55
#Bryan Maxwell	3	0	3	3	27
*Randy Carlyle	5	0	3	3	2
Doug Soetaert	47	0	3	3	14
Jyrki Seppa	13	0	2	2	6
#Ed Staniowski	1	0	1	1	0
Mike Lauen	3	0	1	1	0
#Jimmy Mann	16	0	1	1	54
Brian Hayward	28	0	1	1	2
Bobby Dollas	1	0	0	0	0
Murray Eaves	2	0	0	0	0
Tim Trimper	5	0	0	0	0
Marc Behrend	6	0	0	0	0
*Mike Veisor	8	0	0	0	0
John Gibson	11	0	0	0	14

GOALTENDER	GP	MIN	GAA	W-L-T	SO	GA	SA	SV%
*Mike Veisor	8	420	3.71	4-1-2	0	26	172	.849
Doug Soetaert	47	2539	4.30	18-15-7	0	182	1385	.869
Brian Hayward	28	1530	4.86	7-18-2	0	124	860	.856
Marc Behrend	6	351	5.47	2-4-0	0	32	184	.826
#Ed Staniowski	1	40	12.00	0-0-0	0	8	20	.600

* - Acquired during season # - Relocated during season

#	DATE	H/R	OPPONENT	SCORE	RES	RECORD	PTS
1	OCT. 5		DETROIT	6-6	T	0-0-1	0
2	OCT. 7		EDMONTON	8-6	L	0-1-1	1
3	OCT. 9		CALGARY	1-1	T	0-1-2	2
4	OCT. 12	@	Pittsburgh	4-3	W	1-1-2	4
5	OCT. 13	@	Philadelphia	4-3	L	1-2-2	4
6	OCT. 15	@	Minnesota	2-1	L	1-3-2	4
7	OCT. 19		MONTREAL	12-2	L	1-4-2	4
8	OCT. 23	@	Buffalo	5-2	L	1-5-2	4
9	OCT. 25	@	NY Islanders	4-2	W	2-5-2	6
10	OCT. 26	@	NY Rangers	7-5	W	3-5-2	8
11	OCT. 28	@	Calgary	7-1	L	3-6-2	8
12	OCT. 30		WASHINGTON	7-3	L	3-7-2	8
13	NOV. 2		PITTSBURGH	6-3	L	3-8-2	8
14	NOV. 4		TORONTO	8-2	W	4-8-2	10
15	NOV. 6		EDMONTON	8-5	L	4-9-2	10
16	NOV. 9	@	Vancouver	7-2	W	5-9-2	12
17	NOV. 11	@	Vancouver	4-2	L	5-10-2	12
18	NOV. 13		PHILADELPHIA	3-2	W	6-10-2	14
19	NOV. 16		BUFFALO	6-5	L	6-11-2	14
20	NOV. 19	@	Minnesota	8-7	L	6-12-2	14
21	NOV. 21	@	Edmonton	7-6	L	6-13-2	14
22	NOV. 23		VANCOUVER	4-1	L	6-14-2	14
23	NOV. 24	@	Calgary	4-4	T	6-14-3	15
24	NOV. 29	@	Los Angeles	6-5	W	7-14-3	17
25	DEC. 1	@	Los Angeles	6-5	W	8-14-3	19
26	DEC. 4		LOS ANGELES	7-5	W	9-14-3	21
27	DEC. 7	@	New Jersey	6-3	L	9-15-3	21
28	DEC. 10	@	Hartford	5-5	T	9-15-4	22
29	DEC. 11	@	Boston	4-2	L	9-16-4	22
30	DEC. 14	@	Toronto	8-4	W	10-16-4	24
31	DEC. 16		NEW JERSEY	4-1	W	11-16-4	26
32	DEC. 18		EDMONTON	7-5	L	11-17-4	26
33	DEC. 19	@	Calgary	7-6	L	11-18-4	26
34	DEC. 21	@	Edmonton	7-4	L	11-19-4	26
35	DEC. 23		ST. LOUIS	6-3	W	12-19-4	28
36	DEC. 26		MINNESOTA	5-1	W	13-19-4	30
37	DEC. 30		NY ISLANDERS	4-3	W	14-19-4	32
38	JAN. 1		CALGARY	3-3	T	14-19-5	33
39	JAN. 4	@	Buffalo	9-4	L	14-20-5	33
40	JAN. 5	@	Philadelphia	7-6	L	14-21-5	33
41	JAN. 8		HARTFORD	4-3	W	15-21-5	35
42	JAN. 11	@	Calgary	9-5	L	15-22-5	35
43	JAN. 13		LOS ANGELES	7-7	T	15-22-6	36
44	JAN. 15		LOS ANGELES	4-4	T	15-22-7	37
45	JAN. 17	@	Washington	8-3	L	15-23-7	37
46	JAN. 18	@	Pittsburgh	5-4	W	16-23-7	39
47	JAN. 20		VANCOUVER	6-6	T	16-23-8	40
48	JAN. 22		VANCOUVER	6-4	W	17-23-8	42
49	JAN. 24	@	Quebec	5-3	W	18-23-8	44
50	JAN. 26	@	Hartford	6-2	W	19-23-8	46
51	JAN. 28	@	Boston	5-2	L	19-24-8	46
52	FEB. 3		CHICAGO	7-3	W	20-24-8	48
53	FEB. 5		MONTREAL	2-2	T	20-24-9	49
54	FEB. 8		NY RANGERS	3-1	L	20-25-9	49
55	FEB. 12		DETROIT	2-2	T	20-25-10	50
56	FEB. 15	@	Edmonton	7-4	L	20-26-10	50
57	FEB. 17		QUEBEC	6-3	L	20-27-10	50
58	FEB. 19		WASHINGTON	4-3	W	21-27-10	52
59	FEB. 22	@	New Jersey	8-5	W	22-27-10	54
60	FEB. 23	@	Montreal	5-3	W	23-27-10	56
61	FEB. 25		BOSTON	5-2	W	24-27-10	58
62	FEB. 27		EDMONTON	6-5	L	24-28-10	58
63	FEB. 29		NY ISLANDERS	4-3	L	24-29-10	58
64	MAR. 3	@	Detroit	6-1	L	24-30-10	58
65	MAR. 6	@	Los Angeles	7-3	W	25-30-10	60
66	MAR. 7	@	Vancouver	4-3	L	25-31-10	60
67	MAR. 9		NY RANGERS	6-5	L	25-32-10	60
68	MAR. 11		QUEBEC	6-5	W	26-32-10	62
69	MAR. 12	@	Toronto	8-7	W	27-32-10	64
70	MAR. 14		CHICAGO	6-4	W	28-32-10	66
71	MAR. 16		LOS ANGELES	5-4	W	29-32-10	68
72	MAR. 18		CALGARY	4-3	L	29-33-10	68
73	MAR. 20	@	St. Louis	9-3	L	29-34-10	68
74	MAR. 21	@	Chicago	6-2	L	29-35-10	68
75	MAR. 23		VANCOUVER	4-3	L	29-36-10	68
76	MAR. 25	@	Edmonton	3-2	L	29-37-10	68
77	MAR. 27	@	Los Angeles	3-3	T	29-37-11	69
78	MAR. 28	@	Vancouver	5-1	L	29-38-11	69
79	MAR. 30		ST. LOUIS	2-1	W	30-38-11	71
80	APR. 1		CALGARY	3-2	W	31-38-11	73

1984-85 WINNIPEG JETS

43-27-10 (96 points)
2nd Smythe Division

PLAYER	GP	G	A	PTS	PIM
Dale Hawerchuk	80	53	77	130	74
Paul MacLean	79	41	60	101	119
Thomas Steen	79	30	54	84	80
Laurie Boschman	80	32	44	76	180
Brian Mullen	69	32	39	71	32
Doug Smail	80	31	35	66	45
Dave Babych	78	13	49	62	78
Randy Carlyle	71	13	38	51	98
Scott Arniel	79	22	22	44	81
Perry Turnbull	66	22	21	43	130
Dave Ellett	80	11	27	38	85
Robert Picard	78	12	22	34	107
Bengt Lundholm	78	12	18	30	20
Andrew McBain	77	7	15	22	45
Tim Watters	63	2	20	22	74

PLAYER	GP	G	A	PTS	PIM
Ron Wilson	75	10	9	19	31
*Jim Nill	20	8	8	16	38
#Morris Lukowich	47	5	9	14	31
Wade Campbell	40	1	6	7	21
Brian Hayward	61	0	4	4	10
Murray Eaves	3	0	3	3	0
Jim Kyte	71	0	3	3	111
Jordy Douglas	7	0	2	2	0
Paul Pooley	12	0	2	2	0
Tom Martin	8	1	0	1	42
Mark Holden	4	0	1	1	0
Peter Taglianetti	1	0	0	0	0
Dan McFall	2	0	0	0	0
Bobby Dollas	9	0	0	0	0
Marc Behrend	23	0	0	0	0

GOALTENDER	GP	MIN	GAA	W-L-T	SO	GA	SA	SV%
Brian Hayward	61	3481	3.86	33-17-8	0	224	1814	.877
Mark Holden	4	213	4.23	2-0-0	0	15	104	.856
Marc Behrend	23	1173	4.45	8-10-2	1	87	624	.861

* - Acquired during season # - Relocated during season

#	DATE	H/R	OPPONENT	SCORE	RES	RECORD	PTS
1	OCT. 14		TORONTO	5-2	W	1-0-0	2
2	OCT. 17	@	Calgary	7-4	L	1-1-0	2
3	OCT. 19		EDMONTON	7-4	L	1-2-0	2
4	OCT. 21		BOSTON	3-2	W	2-2-0	4
5	OCT. 24		HARTFORD	8-4	W	3-2-0	6
6	OCT. 27		LOS ANGELES	2-2	T	3-2-1	7
7	OCT. 29		LOS ANGELES	5-3	L	3-3-1	7
8	NOV. 1	@	PHILADELPHIA	7-4	W	4-3-1	9
9	NOV. 2	@	Detroit	3-3	T	4-3-2	10
10	NOV. 4		EDMONTON	2-1	L	4-4-2	10
11	NOV. 6	@	Quebec	5-3	L	4-5-2	10
12	NOV. 7	@	Hartford	3-0	W	5-5-2	12
13	NOV. 9		VANCOUVER	7-5	W	6-5-2	14
14	NOV. 11		BUFFALO	3-2	W	7-5-2	16
15	NOV. 14		PITTSBURGH	4-3	L	7-6-2	16
16	NOV. 16		CALGARY	6-2	L	7-7-2	16
17	NOV. 17	@	Toronto	5-3	W	8-7-2	18
18	NOV. 21	@	Edmonton	7-5	L	8-8-2	18
19	NOV. 23	@	Vancouver	5-1	W	9-8-2	20
20	NOV. 24	@	Los Angeles	9-5	W	10-8-2	22
21	NOV. 27	@	Los Angeles	5-3	W	11-8-2	24
22	NOV. 30		NY ISLANDERS	5-2	L	11-9-2	24
23	DEC. 2		CALGARY	8-6	W	12-9-2	26
24	DEC. 4	@	St. Louis	2-2	T	12-9-3	27
25	DEC. 7	@	Washington	7-5	W	13-9-3	29
26	DEC. 9		MINNESOTA	4-2	W	14-9-3	31
27	DEC. 11		PHILADELPHIA	5-4	W	15-9-3	33
28	DEC. 12	@	Calgary	9-2	L	15-10-3	33
29	DEC. 14		TORONTO	6-4	W	16-10-3	35
30	DEC. 16		DETROIT	5-2	W	17-10-3	37
31	DEC. 18	@	NY Islanders	7-4	L	17-11-3	37
32	DEC. 19	@	NY Rangers	5-4	W	18-11-3	39
33	DEC. 22		LOS ANGELES	6-2	W	19-11-3	41
34	DEC. 23		LOS ANGELES	4-4	T	19-11-4	42
35	DEC. 26	@	Minnesota	4-0	L	19-12-4	42
36	DEC. 28	@	Buffalo	4-0	L	19-13-4	42
37	DEC. 30		BOSTON	5-3	L	19-14-4	42
38	JAN. 1		CALGARY	5-3	L	19-15-4	42
39	JAN. 4	@	Edmonton	7-4	L	19-16-4	42
40	JAN. 6		EDMONTON	7-2	L	19-17-4	42
41	JAN. 9		NY RANGERS	6-5	W	20-17-4	44
42	JAN. 12	@	Los Angeles	6-4	L	20-18-4	44
43	JAN. 13	@	Los Angeles	6-5	W	21-18-4	46
44	JAN. 16	@	Chicago	6-3	L	21-19-4	46
45	JAN. 18		ST. LOUIS	6-2	L	21-20-4	46
46	JAN. 19	@	Detroit	8-5	W	22-20-4	48
47	JAN. 21		PITTSBURGH	7-6	W	23-20-4	50
48	JAN. 23	@	Vancouver	6-4	W	24-20-4	52
49	JAN. 25	@	Vancouver	7-4	L	24-21-4	52
50	JAN. 27		PHILADELPHIA	6-2	W	25-21-4	54
51	JAN. 29	@	St. Louis	6-6	T	25-21-5	55
52	JAN. 30	@	Chicago	6-3	W	26-21-5	57
53	FEB. 2	@	Boston	4-3	W	27-21-5	59
54	FEB. 3	@	Washington	6-2	L	27-22-5	59
55	FEB. 6		EDMONTON	6-2	W	28-22-5	61
56	FEB. 8		VANCOUVER	5-5	T	28-22-6	62
57	FEB. 10		VANCOUVER	5-3	L	28-23-6	62
58	FEB. 13		WASHINGTON	5-3	W	29-23-6	64
59	FEB. 16	@	Calgary	8-4	L	29-24-6	64
60	FEB. 17		NEW JERSEY	2-2	T	29-24-7	65
61	FEB. 19		HARTFORD	6-2	L	29-25-7	65
62	FEB. 21	@	NY Islanders	3-2	W	30-25-7	67
63	FEB. 23	@	Montreal	6-4	L	30-26-7	67
64	FEB. 25	@	NY Rangers	12-5	W	31-26-7	69
65	FEB. 27	@	Pittsburgh	6-4	W	32-26-7	71
66	MAR. 3	@	Edmonton	6-3	W	33-26-7	73
67	MAR. 6		MONTREAL	4-2	L	33-27-7	73
68	MAR. 8		QUEBEC	6-3	W	34-27-7	75
69	MAR. 10		NEW JERSEY	7-1	W	35-27-7	77
70	MAR. 12	@	New Jersey	6-3	W	36-27-7	79
71	MAR. 14	@	Montreal	4-1	W	37-27-7	81
72	MAR. 15	@	Quebec	3-2	W	38-27-7	83
73	MAR. 17		BUFFALO	5-3	W	39-27-7	85
74	MAR. 20		MINNESOTA	5-2	W	40-27-7	87
75	MAR. 23		VANCOUVER	6-4	W	41-27-7	89
76	MAR. 27	@	Vancouver	5-3	W	42-27-7	91
77	MAR. 29		CHICAGO	5-5	T	42-27-8	92
78	MAR. 31		CALGARY	4-4	T	42-27-9	93
79	APR. 6	@	Edmonton	6-5	W	43-27-9	95
80	APR. 7	@	Calgary	4-4	T	43-27-10	96

1985-86 WINNIPEG JETS

26-47-7 (59 points)
3rd Smythe Division

PLAYER	GP	G	A	PTS	PIM
Dale Hawerchuk	80	46	59	105	44
Laurie Boschman	77	27	42	69	241
Thomas Steen	78	17	47	64	76
Brian Mullen	79	28	34	62	38
Paul MacLean	69	27	29	56	74
Perry Turnbull	80	20	31	51	183
Randy Carlyle	68	16	33	49	93
*Ray Neufeld	60	20	28	48	62
Dave Ellett	80	15	31	46	96
Scott Arniel	80	18	25	43	40
Doug Smail	73	16	26	42	32
*Mario Marois	56	4	28	32	110
#Dave Babych	19	4	12	16	14
Tim Watters	56	6	8	14	97
Jim Nill	61	6	8	14	75
Ron Wilson	54	6	7	13	16
*Bill Derlago	27	5	5	10	6
Bengt Lundholm	16	3	5	8	6

PLAYER	GP	G	A	PTS	PIM
#Robert Picard	20	2	5	7	17
Andrew McBain	28	3	3	6	17
Dave Silk	32	2	4	6	63
Bobby Dollas	46	0	5	5	66
Jim Kyte	71	1	3	4	126
Anssi Melametsa	27	0	3	3	2
Brian Hayward	52	0	2	2	25
Ryan Stewart	3	1	0	1	0
Murray Eaves	4	1	0	1	0
Brad Berry	13	1	0	1	10
Paul Pooley	3	0	1	1	0
Dan McFall	7	0	1	1	0
#Wade Campbell	24	0	1	1	27
Dan Bouchard	32	0	1	1	38
Tom Martin	5	0	0	0	0
Marc Behrend	9	0	0	0	0
Peter Douris	11	0	0	0	0
Peter Taglianetti	18	0	0	0	48

GOALTENDER	GP	MIN	GAA	W-L-T	SO	GA	SA	SV%
Dan Bouchard	32	1696	3.79	11-14-2	2	107	790	.865
Brian Hayward	52	2721	4.79	13-28-5	0	217	1373	.842
Marc Behrend	9	422	5.83	2-5-0	0	41	220	.814

* - Acquired during season # - Relocated during season

#	DATE	H/R	OPPONENT	SCORE	RES	RECORD	PTS
1	OCT. 10	@	Edmonton	4-3	L	0-1-0	0
2	OCT. 11	@	Calgary	8-3	L	0-2-0	0
3	OCT. 13		QUEBEC	5-2	L	0-3-0	0
4	OCT. 16	@	Detroit	4-3	W	1-3-0	2
5	OCT. 19	@	Toronto	4-3	W	2-3-0	4
6	OCT. 20		CALGARY	8-5	W	3-3-0	6
7	OCT. 23		EDMONTON	9-3	W	4-3-0	8
8	OCT. 25		WASHINGTON	7-7	T	4-3-1	9
9	OCT. 27		DETROIT	5-3	W	5-3-1	11
10	OCT. 30	@	Edmonton	7-3	L	5-4-1	11
11	NOV. 2	@	Minnesota	3-1	W	6-4-1	13
12	NOV. 3		ST. LOUIS	4-3	L	6-5-1	13
13	NOV. 6	@	Buffalo	7-3	L	6-6-1	13
14	NOV. 8		NY RANGERS	7-3	L	6-7-1	13
15	NOV. 9		VANCOUVER	7-2	L	6-8-1	13
16	NOV. 13	@	Calgary	3-3	T	6-8-2	14
17	NOV. 15		NEW JERSEY	5-3	W	7-8-2	16
18	NOV. 17		CALGARY	5-4	L	7-9-2	16
19	NOV. 20		ST. LOUIS	3-1	W	8-9-2	18
20	NOV. 22	@	Pittsburgh	8-1	L	8-10-2	18
21	NOV. 23	@	Hartford	8-1	L	8-11-2	18
22	NOV. 26	@	New Jersey	4-3	L	8-12-2	18
23	NOV. 27	@	Philadelphia	6-1	L	8-13-2	18
24	NOV. 29		NY ISLANDERS	4-1	L	8-14-2	18
25	DEC. 1		PHILADELPHIA	2-1	W	9-14-2	20
26	DEC. 3	@	NY Islanders	4-4	T	9-14-3	21
27	DEC. 4	@	NY Rangers	7-4	L	9-15-3	21
28	DEC. 7		LOS ANGELES	3-2	L	9-16-3	21
29	DEC. 8		LOS ANGELES	4-1	L	9-17-3	21
30	DEC. 11	@	Vancouver	6-3	W	10-17-3	23
31	DEC. 13		EDMONTON	6-3	L	10-18-3	23
32	DEC. 15		TORONTO	3-3	T	10-18-4	24
33	DEC. 17	@	St. Louis	8-6	L	10-19-4	24
34	DEC. 18	@	Chicago	5-4	L	10-20-4	24
35	DEC. 20		WASHINGTON	7-4	W	11-20-4	26
36	DEC. 22	@	Edmonton	7-5	W	12-20-4	28
37	DEC. 23	@	Vancouver	5-3	L	12-21-4	28
38	DEC. 26		MINNESOTA	6-5	L	12-22-4	28
39	DEC. 28	@	Los Angeles	5-4	L	12-23-4	28
40	DEC. 30	@	Los Angeles	4-2	L	12-24-4	28

#	DATE	H/R	OPPONENT	SCORE	RES	RECORD	PTS
41	JAN. 3		MONTREAL	7-3	L	12-25-4	28
42	JAN. 5		VANCOUVER	4-0	W	13-25-4	30
43	JAN. 7		VANCOUVER	2-2	T	13-25-5	31
44	JAN. 11	@	Boston	8-4	L	13-26-5	31
45	JAN. 14	@	Quebec	5-4	W	14-26-5	33
46	JAN. 15	@	Montreal	4-0	L	14-27-5	33
47	JAN. 17		CHICAGO	5-1	W	15-27-5	35
48	JAN. 19		BOSTON	2-1	L	15-28-5	35
49	JAN. 22	@	Buffalo	6-3	L	15-29-5	35
50	JAN. 23	@	Boston	7-5	L	15-30-5	35
51	JAN. 25	@	Hartford	7-2	L	15-31-5	35
52	JAN. 29		BUFFALO	5-3	W	16-31-5	37
53	FEB. 1		LOS ANGELES	9-6	L	16-32-5	37
54	FEB. 2		LOS ANGELES	6-3	W	17-32-5	39
55	FEB. 7	@	Vancouver	5-2	L	17-33-5	39
56	FEB. 9	@	Vancouver	3-3	T	17-33-6	40
57	FEB. 12	@	Calgary	4-2	L	17-34-6	40
58	FEB. 14		HARTFORD	5-4	W	18-34-6	42
59	FEB. 17	@	Philadelphia	8-4	L	18-35-6	42
60	FEB. 19	@	Pittsburgh	5-2	L	18-36-6	42
61	FEB. 21		CHICAGO	5-2	L	18-37-6	42
62	FEB. 23		QUEBEC	4-2	W	19-37-6	44
63	FEB. 26		EDMONTON	8-2	L	19-38-6	44
64	FEB. 28		NY ISLANDERS	6-3	L	19-39-6	44
65	MAR. 2	@	New Jersey	6-4	L	19-40-6	44
66	MAR. 3	@	Toronto	6-1	L	19-41-6	44
67	MAR. 5		NY RANGERS	4-1	W	20-41-6	46
68	MAR. 8	@	Minnesota	4-2	W	21-41-6	48
69	MAR. 9		PITTSBURGH	5-3	W	22-41-6	50
70	MAR. 12		EDMONTON	8-5	L	22-42-6	50
71	MAR. 16		DETROIT	6-0	W	23-42-6	52
72	MAR. 18	@	Edmonton	6-2	L	23-43-6	52
73	MAR. 19		MONTREAL	6-4	W	24-43-6	54
74	MAR. 21	@	Washington	5-3	L	24-44-6	54
75	MAR. 23		CALGARY	7-4	L	24-45-6	54
76	MAR. 24		VANCOUVER	8-4	W	25-45-6	56
77	MAR. 28	@	Calgary	6-3	L	25-46-6	56
78	MAR. 31	@	Los Angeles	5-2	W	26-46-6	56
79	APR. 2	@	Los Angeles	4-4	T	26-46-7	59
80	APR. 6		CALGARY	6-4	L	26-47-7	59

1986-87 WINNIPEG JETS

40-32-8 (88 points)
3rd Smythe Division

PLAYER	GP	G	A	PTS	PIM
Dale Hawerchuk	80	47	53	100	52
Paul MacLean	72	32	42	74	75
Brian Mullen	69	19	32	51	20
Thomes Steen	75	17	33	50	59
Gilles Hamel	79	27	21	48	24
Dave Ellett	78	13	31	44	53
Mario Marois	79	4	40	44	106
Doug Smail	78	25	18	43	36
Randy Carlyle	71	16	26	42	93
Laurie Boschman	80	17	24	41	152
Ray Neufeld	80	18	18	36	105
Fredrik Olausson	72	7	29	36	26
Andrew McBain	71	11	21	32	106
Tim Watters	63	3	13	16	119
Ron Wilson	80	3	13	16	13
Jim Kyte	72	5	5	10	162
Brad Berry	52	2	8	10	60

PLAYER	GP	G	A	PTS	PIM
#Bill Derlago	30	3	6	9	12
Hannu Jarvenpaa	20	1	8	9	8
Jim Nill	36	3	4	7	52
Perry Turnbull	26	1	5	6	44
*Steve Rooney	30	2	3	5	57
Iain Duncan	6	1	2	3	0
Brad Jones	4	1	0	1	0
Tom Martin	11	1	0	1	49
Craig Endean	2	0	1	1	0
Joel Baillargeon	11	0	1	1	15
Randy Gilhen	2	0	0	0	0
Peter Taglianetti	3	0	0	0	12
Peter Douris	6	0	0	0	0
Steve Penney	7	0	0	0	7
Daniel Berthiaume	31	0	0	0	2
Eldon Reddick	48	0	0	0	8

GOALTENDER	GP	MIN	GAA	W-L-T	SO	GA	SA	SV%
Daniel Berthiaume	31	1758	3.17	18-7-3	2<	93	810	.885
Eldon Reddick	48	2762	3.24	21-21-4	1<	149	1256	.881
Steve Penney	7	327	4.59	1-4-1	0	25	134	.813

* - Acquired during season # - Relocated during season <- Daniel Berthiaume and Eldon Reddick shared one shutout

#	DATE	H/R	OPPONENT	SCORE	RES	RECORD	PTS
1	OCT. 9		BUFFALO	3-2	W	1-0-0	2
2	OCT. 12		EDMONTON	5-3	W	2-0-0	4
3	OCT. 14		BOSTON	2-1	L	2-1-0	4
4	OCT. 16	@	Hartford	4-4	T	2-1-1	5
5	OCT. 18	@	Montreal	5-3	L	2-2-1	5
6	OCT. 19	@	Philadelphia	3-1	L	2-3-1	5
7	OCT. 24		CALGARY	5-2	W	3-3-1	7
8	OCT. 26		CHICAGO	8-4	L	3-4-1	7
9	OCT. 29		CALGARY	6-2	W	4-4-1	9
10	NOV. 1	@	NY Islanders	7-4	L	4-5-1	9
11	NOV. 2	@	NY Rangers	5-4	W	5-5-1	11
12	NOV. 4	@	Quebec	6-3	W	6-5-1	13
13	NOV. 7		ST. LOUIS	2-0	W	7-5-1	15
14	NOV. 9		NEW JERSEY	8-1	W	8-5-1	17
15	NOV. 11	@	Los Angeles	4-3	L	8-6-1	17
16	NOV. 13	@	Los Angeles	6-5	W	9-6-1	19
17	NOV. 14	@	Vancouver	3-2	W	10-6-1	21
18	NOV. 16		NY ISLANDERS	3-1	W	11-6-1	23
19	NOV. 18		PITTSBURGH	3-1	W	12-6-1	25
20	NOV. 21		LOS ANGELES	4-1	L	12-7-1	25
21	NOV. 23		LOS ANGELES	3-2	W	13-7-1	27
22	NOV. 26	@	Edmonton	4-3	L	13-8-1	27
23	NOV. 27	@	Calgary	4-3	W	14-8-1	29
24	NOV. 29	@	Vancouver	6-3	W	15-8-1	31
25	DEC. 3		WASHINGTON	3-3	T	15-8-2	32
26	DEC. 5		NY RANGERS	6-3	L	15-9-2	32
27	DEC. 7		VANCOUVER	3-1	L	15-10-2	32
28	DEC. 10		EDMONTON	7-4	L	15-11-2	32
29	DEC. 12	@	Edmonton	6-1	L	15-12-2	32
30	DEC. 14		PHILADELPHIA	4-1	L	15-13-2	32
31	DEC. 17	@	Chicago	5-1	L	15-14-2	32
32	DEC. 18	@	St. Louis	3-3	T	15-14-3	33
33	DEC. 21		QUEBEC	4-4	T	15-14-4	34
34	DEC. 23	@	Edmonton	2-1	W	16-14-4	36
35	DEC. 26	@	Minnesota	4-2	L	16-15-4	36
36	DEC. 28		MINNESOTA	5-4	W	17-15-4	38
37	DEC. 31	@	Toronto	6-1	L	17-16-4	38
38	JAN. 2	@	Buffalo	6-3	W	18-16-4	40
39	JAN. 4		VANCOUVER	4-2	W	19-16-4	42
40	JAN. 7		BUFFALO	4-2	L	19-17-4	42
41	JAN. 9		HARTFORD	3-0	W	20-17-4	44
42	JAN. 10	@	Detroit	5-2	W	21-17-4	46
43	JAN. 13	@	Washington	3-2	W	22-17-4	48
44	JAN. 14	@	Pittsburgh	4-3	W	23-17-4	50
45	JAN. 16	@	New Jersey	5-4	W	24-17-4	52
46	JAN. 18		MINNESOTA	5-3	W	25-17-4	54
47	JAN. 19		VANCOUVER	5-4	W	26-17-4	56
48	JAN. 21		EDMONTON	5-3	L	26-18-4	56
49	JAN. 23		TORONTO	7-5	W	27-18-4	58
50	JAN. 27	@	NY Islanders	2-2	T	27-18-5	59
51	JAN. 28	@	NY Rangers	2-1	W	28-18-5	61
52	JAN. 31	@	Boston	6-3	L	28-19-5	61
53	FEB. 1	@	Washington	6-4	L	28-20-5	61
54	FEB. 4		PHILADELPHIA	5-3	W	29-20-5	63
55	FEB. 6		LOS ANGELES	6-1	W	30-20-5	65
56	FEB. 8		LOS ANGELES	3-1	W	31-20-5	67
57	FEB. 14	@	Montreal	5-2	L	31-21-5	67
58	FEB. 17	@	Quebec	3-3	T	31-21-6	68
59	FEB. 18	@	Detroit	5-2	L	31-22-6	68
60	FEB. 20		BOSTON	6-2	W	32-22-6	70
61	FEB. 22		EDMONTON	5-2	W	33-22-6	72
62	FEB. 24	@	Los Angeles	8-3	L	33-23-6	72
63	FEB. 26	@	Los Angeles	4-3	W	34-23-6	74
64	FEB. 28	@	Calgary	5-3	L	34-24-6	74
65	MAR. 1		CALGARY	6-3	W	35-24-6	76
66	MAR. 4	@	Chicago	3-2	L	35-25-6	76
67	MAR. 5	@	St. Louis	1-1	T	35-25-7	77
68	MAR. 8		PITTSBURGH	5-3	L	35-26-7	77
69	MAR. 11		MONTREAL	2-1	W	36-26-7	79
70	MAR. 13		HARTFORD	3-0	L	36-27-7	79
71	MAR. 15		DETROIT	1-1	T	36-27-8	80
72	MAR. 18		NEW JERSEY	4-3	W	37-27-8	82
73	MAR. 20	@	Vancouver	6-5	L	37-28-8	82
74	MAR. 22		VANCOUVER	3-2	W	38-28-8	84
75	MAR. 25		CALGARY	10-1	W	39-28-8	86
76	MAR. 26	@	Calgary	3-1	L	39-29-8	86
77	MAR. 29		TORONTO	6-2	L	39-30-8	86
78	MAR. 31	@	Edmonton	5-4	L	39-31-8	86
79	APR. 3	@	Vancouver	6-4	L	39-32-8	86
80	APR. 5	@	Calgary	3-1	W	40-32-8	88

1987-88 WINNIPEG JETS

33-36-11 (77 points)
3rd Smythe Division

PLAYER	GP	G	A	PTS	PIM
Dale Hawerchuk	80	44	77	121	59
Paul MacLean	77	40	39	79	76
Andrew McBain	74	32	31	63	145
Randy Carlyle	78	15	44	59	210
Dave Ellett	68	13	45	58	106
Thomas Steen	76	16	38	54	53
Mario Marois	79	7	44	51	111
Laurie Boschman	80	25	23	48	227
Iain Duncan	62	19	23	42	73
Ray Neufeld	78	18	18	36	167
Doug Smail	71	15	16	31	34
Peter Taglianetti	70	6	17	23	182
Gilles Hamel	63	8	11	19	35
Hannu Jarvenpaa	41	6	11	17	34
Fredrik Olausson	38	5	10	15	18
Steve Rooney	56	7	6	13	217
Ron Wilson	69	5	8	13	28
*Mark Kumpel	32	4	4	8	19

PLAYER	GP	G	A	PTS	PIM
Brad Jones	19	2	5	7	15
Brad Berry	48	0	6	6	75
Randy Gilhen	13	3	2	5	15
Pat Elynuik	13	1	3	4	12
Jim Kyte	51	1	3	4	128
Peter Douris	4	0	2	2	0
Daniel Berthiaume	56	0	2	2	12
Joel Baillargeon	4	0	1	1	12
#Jim Nill	24	0	1	1	44
Todd Flichel	2	0	0	0	2
Alfie Turcotte	3	0	0	0	0
Guy Gosselin	5	0	0	0	6
*Paul Boutilier	6	0	0	0	6
Steve Penney	8	0	0	0	0
Dwight Schofield	18	0	0	0	33
Eldon Reddick	28	0	0	0	6
Tim Watters	36	0	0	0	106

GOALTENDER	GP	MIN	GAA	W-L-T	SO	GA	SA	SV%
Daniel Berthiaume	56	3010	3.51	22-19-7	2	176	1489	.882
Eldon Reddick	28	1487	4.12	9-13-3	0	102	712	.857
Steve Penney	8	385	4.68	2-4-1	0	30	186	.839

* - Acquired during season # - Relocated during season

#	DATE	H/R	OPPONENT	SCORE	RES	RECORD	PTS
1	OCT. 10	@	Calgary	5-1	W	1-0-0	2
2	OCT. 12		CALGARY	3-2	W	2-0-0	4
3	OCT. 17	@	Minnesota	5-2	W	3-0-0	6
4	OCT. 18	@	Chicago	6-4	L	3-1-0	6
5	OCT. 20	@	St. Louis	6-2	L	3-2-0	6
6	OCT. 23		LOS ANGELES	4-3	W	4-2-0	8
7	OCT. 25		LOS ANGELES	2-1	L	4-3-0	8
8	OCT. 28		DETROIT	5-1	L	4-4-0	8
9	OCT. 30		WASHINGTON	3-2	W	5-4-0	10
10	NOV. 1		VANCOUVER	7-3	W	6-4-0	12
11	NOV. 4	@	Toronto	7-3	L	6-5-0	12
12	NOV. 6		CHICAGO	6-3	W	7-5-0	14
13	NOV. 8		VANCOUVER	3-1	W	8-5-0	16
14	NOV. 10		CALGARY	4-3	W	9-5-0	18
15	NOV. 12	@	New Jersey	1-1	T	9-5-1	19
16	NOV. 14	@	NY Islanders	7-3	L	9-6-1	19
17	NOV. 15	@	NY Rangers	6-4	L	9-7-1	19
18	NOV. 18		BOSTON	4-3	L	9-8-1	19
19	NOV. 20		NY RANGERS	4-3	L	9-9-1	19
20	NOV. 22		EDMONTON	4-3	W	10-9-1	21
21	NOV. 25	@	Detroit	10-8	L	10-10-1	21
22	NOV. 26	@	Boston	5-3	L	10-11-1	21
23	NOV. 28		MONTREAL	7-3	L	10-12-1	21
24	DEC. 1	@	Los Angeles	7-6	W	11-12-1	23
25	DEC. 3	@	Los Angeles	5-4	W	12-12-1	25
26	DEC. 9	@	Edmonton	2-0	L	12-13-1	25
27	DEC. 11		QUEBEC	3-3	T	12-13-2	26
28	DEC. 13		PHILADELPHIA	4-3	L	12-14-2	26
29	DEC. 16	@	Calgary	5-4	L	12-15-2	26
30	DEC. 18	@	Edmonton	5-5	T	12-15-3	27
31	DEC. 20		NEW JERSEY	4-1	W	13-15-3	29
32	DEC. 22		NY ISLANDERS	5-2	W	14-15-3	31
33	DEC. 26		MINNESOTA	5-4	W	15-15-3	33
34	DEC. 28	@	Los Angeles	5-2	W	16-15-3	35
35	DEC. 30	@	Los Angeles	6-4	L	16-16-3	35
36	DEC. 31	@	Vancouver	2-1	L	16-17-3	35
37	JAN. 3		DETROIT	4-4	T	16-17-4	36
38	JAN. 6	@	Calgary	6-1	L	16-18-4	36
39	JAN. 8		EDMONTON	4-4	T	16-18-5	37
40	JAN. 10		TORONTO	4-3	W	17-18-5	39
41	JAN. 12	@	Vancouver	5-3	W	18-18-5	41
42	JAN. 13	@	Vancouver	8-2	L	18-19-5	41
43	JAN. 15	@	Edmonton	4-4	T	18-19-6	42
44	JAN. 17		VANCOUVER	6-5	L	18-20-6	42
45	JAN. 19		ST. LOUIS	3-0	W	19-20-6	44
46	JAN. 23		LOS ANGELES	5-3	W	20-20-6	46
47	JAN. 24		LOS ANGELES	2-1	L	20-21-6	46
48	JAN. 26	@	Washington	3-2	W	21-21-6	48
49	JAN. 27	@	Pittsburgh	4-1	W	22-21-6	50
50	JAN. 30	@	Philadelphia	4-3	L	22-22-6	50
51	JAN. 31	@	Buffalo	4-4	T	22-22-7	51
52	FEB. 3		CALGARY	9-0	W	23-22-7	53
53	FEB. 5		CHICAGO	1-1	T	23-22-8	54
54	FEB. 6	@	Minnesota	8-8	T	23-22-9	55
55	FEB. 12		BUFFALO	7-5	W	24-22-9	57
56	FEB. 14		QUEBEC	3-2	W	25-22-9	59
57	FEB. 16	@	Quebec	7-3	W	26-22-9	61
58	FEB. 17	@	Hartford	4-3	L	26-23-9	61
59	FEB. 19		WASHINGTON	6-0	L	26-24-9	61
60	FEB. 21		EDMONTON	4-3	L	26-25-9	61
61	FEB. 23	@	Pittsburgh	4-3	W	27-25-9	63
62	FEB. 24	@	New Jersey	3-1	W	28-25-9	65
63	FEB. 27	@	Montreal	6-0	L	28-26-9	65
64	FEB. 28	@	Buffalo	5-3	L	28-27-9	65
65	MAR. 1		HARTFORD	6-3	W	29-27-9	67
66	MAR. 3		VANCOUVER	4-3	W	30-27-9	69
67	MAR. 5	@	Toronto	10-1	W	31-27-9	71
68	MAR. 7		EDMONTON	6-0	L	31-28-9	71
69	MAR. 9		CALGARY	6-6	T	31-28-10	72
70	MAR. 10	@	Calgary	5-3	L	31-29-10	72
71	MAR. 13		PITTSBURGH	5-4	L	31-30-10	72
72	MAR. 16		MONTREAL	4-1	L	31-31-10	72
73	MAR. 19	@	Edmonton	4-1	L	31-32-10	72
74	MAR. 20		NY ISLANDERS	6-0	L	31-33-10	72
75	MAR. 22	@	Hartford	4-3	L	31-34-10	72
76	MAR. 24	@	Boston	4-3	L	31-35-10	72
77	MAR. 26	@	Philadelphia	6-0	L	31-36-10	72
78	MAR. 29	@	Vancouver	3-2	W	32-36-10	74
79	APR. 1		NY RANGERS	6-6	T	32-36-11	75
80	APR. 3		ST. LOUIS	5-4	W	33-36-11	77

1988-89 WINNIPEG JETS

26-42-12 (64 points)
5th Smythe Division

PLAYER	GP	G	A	PTS	PIM
Dale Hawerchuk	75	41	55	96	28
Thomas Steen	80	27	61	88	80
Andrew McBain	80	37	40	77	71
Brent Ashton	75	31	37	68	36
Fredrik Olausson	75	15	47	62	32
Dave Ellett	75	22	34	56	62
Pat Elynuik	56	26	25	51	29
Iain Duncan	57	14	30	44	74
Randy Carlyle	78	6	38	44	78
Laurie Boschman	70	10	26	36	163
Doug Smail	47	14	15	29	52
*Paul Fenton	59	14	9	23	33
*Gord Donnelly	57	6	10	16	228
Peter Taglianetti	66	1	14	15	226
Teppo Numminen	69	1	14	15	36
Jim Kyte	74	3	9	12	190
Brad Jones	22	6	5	11	6
Hannu Jarvenpaa	53	4	7	11	41
Brad Berry	38	0	9	9	45
Randy Gilhen	64	5	3	8	38
#Ray Neufeld	31	5	2	7	52

PLAYER	GP	G	A	PTS	PIM
Brent Hughes	28	3	2	5	82
#Dave Hunter	34	3	1	4	61
Alfie Turcotte	14	1	3	4	2
#Alain Chevrier	22	0	4	4	2
Stu Kulak	18	2	0	2	24
#Mario Marois	7	1	1	2	17
Markku Kyllonen	9	0	2	2	2
Tony Joseph	2	1	0	1	0
*Moe Lemay	10	1	0	1	14
Guy Larose	3	0	1	1	6
Eldon Reddick	41	0	1	1	6
Darren Boyko	1	0	0	0	0
Todd Flichel	1	0	0	0	0
#Gilles Hamel	1	0	0	0	0
Tom Draper	2	0	0	0	0
Matt Hervey	2	0	0	0	4
Bryan Marchment	2	0	0	0	2
Paul Boutilier	3	0	0	0	4
Steve Fletcher	3	0	0	0	5
Daniel Berthiaume	9	0	0	0	0
Bob Essensa	20	0	0	0	0

GOALTENDER	GP	MIN	GAA	W-L-T	SO	GA	SA	SV%
Bob Essensa	20	1102	3.70	6-8-3	1	68	574	.882
Eldon Reddick	41	2109	4.10	11-17-7	0	144	1132	.873
#Alain Chevrier	22	1092	4.29	8-8-2	1	78	554	.859
Daniel Berthiaume	9	443	5.96	0-8-0	0	4	255	.827
Tom Draper	2	120	6.00	1-1-0	0	12	66	.818

* - Acquired during season # - Relocated during season

#	DATE	H/R	OPPONENT	SCORE	RES	RECORD	PTS
1	OCT. 6	@	Vancouver	2-2	T	0-0-1	0
2	OCT. 9	@	Edmonton	5-4	L	0-1-1	1
3	OCT. 12	@	Chicago	10-1	L	0-2-1	1
4	OCT. 14		VANCOUVER	4-3	W	1-2-1	3
5	OCT. 16		EDMONTON	3-3	T	1-2-2	4
6	OCT. 19		BOSTON	5-2	L	1-3-2	4
7	OCT. 23		WASHINGTON	3-2	W	2-3-2	6
8	OCT. 28		LOS ANGELES	7-4	L	2-4-2	6
9	OCT. 30		LOS ANGELES	8-4	W	3-4-2	8
10	NOV. 1	@	NY Islanders	8-1	W	4-4-2	10
11	NOV. 3	@	New Jersey	3-3	T	4-4-3	11
12	NOV. 5	@	Montreal	7-2	L	4-5-3	11
13	NOV. 8	@	Quebec	8-4	W	5-5-3	13
14	NOV. 11		CHICAGO	6-5	L	5-6-3	13
15	NOV. 13		MONTREAL	7-3	W	6-6-3	15
16	NOV. 16	@	EDMONTON	2-1	W	7-6-3	17
17	NOV. 18		TORONTO	3-0	W	8-6-3	19
18	NOV. 20		EDMONTON	7-4	W	9-6-3	21
19	NOV. 25	@	Detroit	6-3	L	9-7-3	21
20	NOV. 26	@	St. Louis	4-4	T	9-7-4	22
21	NOV. 29		NY RANGERS	4-3	L	9-8-4	22
22	DEC. 2		VANCOUVER	6-3	W	10-8-4	24
23	DEC. 4		CALGARY	6-3	L	10-9-4	24
24	DEC. 6	@	Los Angeles	5-4	W	11-9-4	26
25	DEC. 8	@	Los Angeles	5-5	T	11-9-5	27
26	DEC. 10	@	Edmonton	7-6	W	12-9-5	29
27	DEC. 11	@	Vancouver	8-6	L	12-10-5	29
28	DEC. 14		BUFFALO	4-3	W	13-10-5	31
29	DEC. 17	@	Washington	6-3	L	13-11-5	31
30	DEC. 18	@	Philadelphia	5-1	L	13-12-5	31
31	DEC. 21		NEW JERSEY	5-5	T	13-12-6	32
32	DEC. 23		QUEBEC	5-4	L	13-13-6	32
33	DEC. 26	@	Minnesota	5-1	L	13-14-6	32
34	DEC. 28		ST. LOUIS	6-2	W	14-14-6	34
35	DEC. 31	@	Calgary	4-4	T	14-14-7	35
36	JAN. 4		VANCOUVER	4-2	W	15-14-7	37
37	JAN. 6		LOS ANGELES	4-4	T	15-14-8	38
38	JAN. 8		LOS ANGELES	4-4	T	15-14-9	39
39	JAN. 10		HARTFORD	2-1	L	15-15-9	39
40	JAN. 11	@	Calgary	8-3	L	15-16-9	39
41	JAN. 13	@	Vancouver	3-1	W	16-16-9	41
42	JAN. 15		MINNESOTA	4-1	L	16-17-9	41
43	JAN. 18		EDMONTON	9-4	L	16-18-9	41
44	JAN. 20		PITTSBURGH	7-3	W	17-18-9	43
45	JAN. 21		PHILADELPHIA	7-3	L	17-19-9	43
46	JAN. 25	@	Pittsburgh	5-4	L	17-20-9	43
47	JAN. 26	@	NY Islanders	8-6	L	17-21-9	43
48	JAN. 28	@	Boston	4-3	W	18-21-9	45
49	JAN. 31	@	St. Louis	5-3	L	18-22-9	45
50	FEB. 1	@	Chicago	7-4	L	18-23-9	45
51	FEB. 3		BOSTON	4-2	L	18-24-9	45
52	FEB. 5		DETROIT	6-2	L	18-25-9	45
53	FEB. 9	@	NY Rangers	4-3	L	18-26-9	45
54	FEB. 11	@	Hartford	7-3	L	18-27-9	45
55	FEB. 13	@	Detroit	2-2	T	18-27-10	46
56	FEB. 15		CALGARY	6-1	L	18-28-10	46
57	FEB. 17		NEW JERSEY	3-2	W	19-28-10	48
58	FEB. 19		HARTFORD	7-6	W	20-28-10	50
59	FEB. 21	@	Quebec	4-3	L	20-29-10	50
60	FEB. 22	@	Montreal	6-3	L	20-30-10	50
61	FEB. 24	@	Buffalo	5-4	L	20-31-10	50
62	FEB. 26		CALGARY	1-0	W	21-31-10	52
63	MAR. 1		PHILADELPHIA	4-4	T	21-31-11	53
64	MAR. 3		EDMONTON	7-4	L	21-32-11	53
65	MAR. 5		NY ISLANDERS	4-3	L	21-33-11	53
66	MAR. 7	@	Calgary	9-5	L	21-34-11	53
67	MAR. 8	@	Vancouver	3-0	L	21-35-11	53
68	MAR. 10		PITTSBURGH	5-1	L	21-36-11	53
69	MAR. 12		TORONTO	9-7	W	22-36-11	55
70	MAR. 14	@	Washington	6-3	L	22-37-11	55
71	MAR. 15	@	NY Rangers	6-3	W	23-37-11	57
72	MAR. 18	@	Toronto	10-2	W	24-37-11	59
73	MAR. 20		BUFFALO	4-1	L	24-38-11	59
74	MAR. 23	@	Edmonton	5-4	L	24-39-11	59
75	MAR. 24		CALGARY	4-3	W	25-39-11	61
76	MAR. 26		VANCOUVER	7-3	L	25-40-11	61
77	MAR. 28	@	Los Angeles	3-3	T	25-40-12	62
78	MAR. 29	@	Los Angeles	2-1	L	25-41-12	62
79	MAR. 31	@	Calgary	4-1	L	25-42-12	62
80	APR. 2		MINNESOTA	3-2	W	26-42-12	64

1989-90 WINNIPEG JETS

37-32-11 (85 points)
3rd Smythe Division

PLAYER	GP	G	A	PTS	PIM
Dale Hawerchuk	79	26	55	81	70
Pat Elynuik	80	32	42	74	83
Thomas Steen	53	18	48	66	35
Brent Ashton	79	22	34	56	37
Fredrik Olausson	77	9	46	55	32
Dave McLlwain	80	25	26	51	60
Paul Fenton	80	32	18	50	40
Doug Smail	79	25	24	49	63
Greg Paslawski	71	18	30	48	14
Dave Ellett	77	17	29	46	96
Teppo Numminen	79	11	32	43	20
Moe Mantha	73	2	26	28	28
Laurie Boschman	66	10	17	27	103
*Doug Evans	27	10	8	18	33
Randy Carlyle	53	3	15	18	50
Mark Kumpel	56	8	9	17	21
*Paul MacDermid	44	7	10	17	100

PLAYER	GP	G	A	PTS	PIM
Phil Sykes	48	9	6	15	26
#Randy Cunneyworth	28	5	6	11	34
Peter Taglianetti	49	3	6	9	136
Gord Donnelly	55	3	3	6	222
Shawn Cronin	61	0	4	4	243
Brent Hughes	11	1	2	3	33
Brad Berry	12	1	2	3	6
Danton Cole	2	1	1	2	0
Bryan Marchment	7	0	2	2	28
Brian McReynolds	9	0	2	2	4
Bob Essensa	36	0	2	2	0
Todd Flichel	3	0	1	1	2
#Daniel Berthiaume	24	0	1	1	6
Brad Jones	2	0	0	0	0
Tom Draper	6	0	0	0	0
Stephane Beauregard	19	0	0	0	4

GOALTENDER	GP	MIN	GAA	W-L-T	SO	GA	SA	SV%
Bob Essensa	36	2035	3.15	18-9-5	1	107	988	.892
Stephane Beauregard	19	1079	3.28	7-8-3	0	59	570	.896
#Daniel Berthiaume	24	1387	3.72	10-11-3	1	86	667	.871
Tom Draper	6	359	4.35	2-4-0	0	26	153	.830

* - Acquired during season # - Relocated during season

#	DATE	H/R	OPPONENT	SCORE	RES	RECORD	PTS
1	OCT. 6		NY RANGERS	4-1	L	0-1-0	0
2	OCT. 8		PHILADELPHIA	5-3	W	1-1-0	2
3	OCT. 10	@	Pittsburgh	5-1	L	1-2-0	2
4	OCT. 12	@	Detroit	5-4	L	1-3-0	2
5	OCT. 14	@	Toronto	5-1	W	2-3-0	4
6	OCT. 18	@	Edmonton	7-2	L	2-4-0	4
7	OCT. 20		CHICAGO	4-2	L	2-5-0	4
8	OCT. 22		EDMONTON	5-4	W	3-5-0	6
9	OCT. 25		WASHINGTON	6-4	W	4-5-0	8
10	OCT. 27		LOS ANGELES	3-1	L	4-6-0	8
11	OCT. 29		LOS ANGELES	6-1	W	5-6-0	10
12	NOV. 1	@	Calgary	5-3	L	5-7-0	10
13	NOV. 3	@	Vancouver	3-2	W	6-7-0	12
14	NOV. 5	@	Chicago	4-3	L	6-8-0	12
15	NOV. 8		VANCOUVER	3-2	W	7-8-0	14
16	NOV. 10		HARTFORD	4-2	L	7-9-0	14
17	NOV. 12		CALGARY	3-2	W	8-9-0	16
18	NOV. 14	@	Quebec	5-3	W	9-9-0	18
19	NOC. 15	@	Montreal	5-1	L	9-10-0	18
20	NOV. 18	@	Philadelphia	1-0	W	10-10-0	20
21	NOV. 20	@	NY Rangers	3-3	T	10-10-1	21
22	NOV. 21	@	NY Islanders	4-3	W	11-10-1	23
23	NOV. 23		ST. LOUIS	5-2	L	11-11-1	23
24	NOV. 25		NEW JERSEY	3-1	L	11-12-1	23
25	NOV. 29		NY RANGERS	5-4	W	12-12-1	25
26	DEC. 1		DETROIT	3-3	T	12-12-2	26
27	DEC. 2		NY ISLANDERS	6-3	L	12-13-2	26
28	DEC. 6	@	Calgary	4-3	W	13-13-2	28
29	DEC. 8		MONTREAL	6-6	T	13-13-3	29
30	DEC. 10		CALGARY	4-1	W	14-13-3	31
31	DEC. 13		VANCOUVER	3-3	T	14-13-4	32
32	DEC. 15	@	Detroit	3-3	T	14-13-5	33
33	DEC. 19	@	Los Angeles	9-5	L	14-14-5	33
34	DEC. 21	@	Edmonton	3-2	L	14-15-5	33
35	DEC. 26		MINNESOTA	5-3	W	15-15-5	35
36	DEC. 29	@	Calgary	2-1	W	16-15-5	37
37	DEC. 31		EDMONTON	3-2	W	17-15-5	39
38	JAN. 3	@	Hartford	4-2	W	18-15-5	41
39	JAN. 4	@	Boston	4-2	L	18-16-5	41
40	JAN. 6	@	Pittsburgh	5-3	L	18-17-5	41
41	JAN. 8	@	New Jersey	4-3	W	19-17-5	43
42	JAN. 10		WASHINGTON	6-1	W	20-17-5	45
43	JAN. 12		DETROIT	7-5	W	21-17-5	47
44	JAN. 14		ST. LOUIS	6-5	W	22-17-5	49
45	JAN. 16		QUEBEC	8-6	L	22-18-5	49
46	JAN. 17	@	Edmonton	6-3	L	22-19-5	49
47	JAN. 19		NY ISLANDERS	6-4	L	22-20-5	49
48	JAN. 23	@	Washington	4-3	W	23-20-5	51
49	JAN. 25	@	Philadelphia	8-6	L	23-21-5	51
50	JAN. 27	@	St. Louis	3-3	T	23-21-6	52
51	JAN. 29	@	Minnesota	4-2	L	23-22-6	52
52	JAN. 31		TORONTO	5-5	T	23-22-7	53
53	FEB. 2		VANCOUVER	8-1	W	24-22-7	55
54	FEB. 4		CHICAGO	7-3	W	25-22-7	57
55	FEB. 6	@	Vancouver	5-3	L	25-23-7	57
56	FEB. 8	@	Los Angeles	5-1	W	26-23-7	59
57	FEB. 11	@	Edmonton	7-4	L	26-24-7	59
58	FEB. 14		BOSTON	3-2	W	27-24-7	61
59	FEB. 16		PITTSBURGH	3-3	T	27-24-8	62
60	FEB. 18		CALGARY	5-1	W	28-24-8	64
61	FEB. 20		BUFFALO	4-3	L	28-25-8	64
62	FEB. 22	@	New Jersey	4-2	W	29-25-8	66
63	FEB. 24	@	Hartford	3-1	W	30-25-8	68
64	FEB. 25	@	Buffalo	3-1	L	30-26-8	68
65	FEB. 27	@	Minnesota	8-3	L	30-27-8	68
66	MAR. 2		LOS ANGELES	9-3	W	31-27-8	70
67	MAR. 4		LOS ANGELES	5-2	W	32-27-8	72
68	MAR. 7		QUEBEC	6-3	W	33-27-8	74
69	MAR. 9		EDMONTON	7-5	W	34-27-8	76
70	MAR. 11		CALGARY	6-4	L	34-28-8	76
71	MAR. 12	@	Calgary	5-4	L	34-29-8	76
72	MAR. 15	@	Boston	3-3	T	34-29-9	77
73	MAR. 17	@	Toronto	5-4	W	35-29-9	79
74	MAR. 18	@	Buffalo	4-3	L	35-30-9	79
75	MAR. 21		MONTREAL	3-2	W	36-30-9	81
76	MAR. 23		VANCOUVER	4-2	L	36-31-9	81
77	MAR. 25	@	Vancouver	3-3	T	36-31-10	82
78	MAR. 27	@	Los Angeles	4-4	T	36-31-11	83
79	MAR. 29	@	Los Angeles	1-0	W	37-31-11	85
80	APR. 1		EDMONTON	4-2	L	37-32-11	85

1990-91 WINNIPEG JETS

26-43-11 (63 points)
5th Smythe Division

PLAYER	GP	G	A	PTS	PIM
Phil Housley	78	23	53	76	24
Thomas Steen	58	19	48	67	49
Pat Elynuik	80	31	34	65	73
*Ed Olczyk	61	26	31	57	69
Fredrik Olausson	71	12	29	41	24
Paul MacDermid	69	15	21	36	128
Brent Ashton	61	12	24	36	58
Doug Evans	70	7	27	34	108
Teppo Numminen	80	8	25	33	28
Randy Carlyle	52	9	19	28	44
Dave McLlwain	60	14	11	25	46
Danton Cole	66	13	11	24	24
Moe Mantha	57	9	15	24	33
Phil Sykes	70	12	10	22	59
Scott Arniel	75	5	17	22	87
#Greg Paslawski	43	9	10	19	10
*Mark Osborne	37	8	8	16	59
#Dave Ellett	17	4	7	11	6
Mark Kumpel	53	7	3	10	10

PLAYER	GP	G	A	PTS	PIM
Mike Eagles	44	0	9	9	79
#Paul Fenton	17	4	4	8	18
Gord Donnelly	57	3	4	7	265
Bryan Erickson	6	0	7	7	0
Shawn Cronin	67	1	5	6	189
Sergei Kharin	7	2	3	5	2
Bryan Marchment	28	2	2	4	91
#Doug Smail	15	1	2	3	10
*Don Barber	16	1	2	3	14
Bob Essensa	55	0	3	3	6
Craig Duncanson	7	2	0	2	16
Kris Draper	3	1	0	1	5
Luciano Borsato	1	0	1	1	2
Stephane Beauregard	16	0	1	1	2
Rick Tabaracci	24	0	1	1	8
Rudy Poeschek	1	0	0	0	5
Iain Duncan	2	0	0	0	2
Simon Wheeldon	4	0	0	0	4
Guy Larose	7	0	0	0	8

GOALTENDER	GP	MIN	GAA	W-L-T	SO	GA	SA	SV%
Bob Essensa	55	2916	3.15	19-24-6	4	153	1496	.898
Rick Tabaracci	24	1093	3.90	4-9-4	1	71	570	.875
Stephane Beauregard	16	836	3.95	3-10-1	0	55	423	.870

* - Acquired during season # - Relocated during season

#	DATE	H/R	OPPONENT	SCORE	RES	RECORD	PTS
1	OCT. 4		TORONTO	7-1	W	1-0-0	2
2	OCT. 6	@	Edmonton	3-3	T	1-0-1	3
3	OCT. 8		CALGARY	4-3	L	1-1-1	3
4	OCT. 10		BOSTON	4-2	L	1-2-1	3
5	OCT. 12	@	Washington	3-1	L	1-3-1	3
6	OCT. 13	@	Philadelphia	4-3	L	1-4-1	3
7	OCT. 16	@	NY Islanders	4-1	L	1-5-1	3
8	OCT. 17	@	NY Rangers	5-3	L	1-6-1	3
9	OCT. 19		VANCOUVER	7-5	W	2-6-1	5
10	OCT. 24		EDMONTON	3-1	W	3-6-1	7
11	OCT. 26		LOS ANGELES	6-2	W	4-6-1	9
12	OCT. 28		LOS ANGELES	6-2	L	4-7-1	9
13	OCT. 31	@	Edmonton	1-0	W	5-7-1	11
14	NOV. 1	@	Calgary	2-1	L	5-8-1	11
15	NOV. 3	@	Vancouver	5-3	W	6-8-1	13
16	NOV. 6		PHILADELPHIA	4-2	L	6-9-1	13
17	NOV. 9		HARTFORD	5-4	W	7-9-1	15
18	NOV. 11	@	Chicago	3-3	T	7-9-2	16
19	NOV. 12	@	Toronto	5-2	L	7-10-2	16
20	NOV. 14		PITTSBURGH	6-4	L	7-11-2	16
21	NOV. 16		NY RANGERS	6-4	L	7-12-2	16
22	NOV. 18		ST. LOUIS	4-3	W	8-12-2	18
23	NOV. 20	@	St. Louis	4-2	L	8-13-2	18
24	NOV. 22	@	NY Islanders	3-1	L	8-14-2	18
25	NOV. 24	@	Quebec	11-4	W	9-14-2	20
26	NOV. 25	@	Montreal	4-3	L	9-15-2	20
27	NOV. 28		CALGARY	2-2	T	9-15-3	21
28	NOV. 30		MINNESOTA	4-2	L	9-16-3	21
29	DEC. 2		VANCOUVER	5-1	L	9-17-3	21
30	DEC. 3		NEW JERSEY	4-4	T	9-17-4	22
31	DEC. 5	@	Los Angeles	3-3	T	9-17-5	23
32	DEC. 8	@	Los Angeles	4-4	T	9-17-6	24
33	DEC. 11	@	St. Louis	3-3	T	9-17-7	25
34	DEC. 13	@	Chicago	5-4	L	9-18-7	25
35	DEC. 15		MONTREAL	4-2	W	10-18-7	27
36	DEC. 16		PHILADELPHIA	4-2	L	10-19-7	27
37	DEC. 18	@	Pittsburgh	9-2	L	10-20-7	27
38	DEC. 20	@	Detroit	3-1	L	10-21-7	27
39	DEC. 22		DETROIT	5-2	L	10-22-7	27
40	DEC. 26	@	Minnesota	6-4	W	11-22-7	29
41	DEC. 28		BOSTON	6-0	W	12-22-7	31
42	DEC. 31		VANCOUVER	2-1	W	13-22-7	33
43	JAN. 2		CALGARY	3-3	T	13-22-8	34
44	JAN. 4	@	Buffalo	4-1	L	13-23-8	34
45	JAN. 5	@	Hartford	4-3	L	13-24-8	34
46	JAN. 7	@	Boston	5-2	L	13-25-8	34
47	JAN. 11		CHICAGO	3-1	L	13-26-8	34
48	JAN. 13		CALGARY	4-3	W	14-26-8	36
49	JAN. 15	@	Calgary	7-5	L	14-27-8	36
50	JAN. 16	@	Vancouver	2-1	W	15-27-8	38
51	JAN. 21		MINNESOTA	2-0	W	16-27-8	40
52	JAN. 25		NY ISLANDERS	8-1	W	17-27-8	42
53	JAN. 27		EDMONTON	3-2	L	17-28-8	42
54	JAN. 29	@	Quebec	5-2	W	18-28-8	44
55	JAN. 30	@	Montreal	8-4	L	18-29-8	44
56	FEB. 2	@	Washington	4-2	W	19-29-8	46
57	FEB. 3	@	NY Rangers	4-3	W	20-29-8	48
58	FEB. 6		TORONTO	5-5	T	20-29-9	49
59	FEB. 8		PITTSBURGH	6-2	W	21-29-9	51
60	FEB. 10		BUFFALO	2-0	L	21-30-9	51
61	FEB. 12	@	Detroit	6-1	L	21-31-9	51
62	FEB. 14	@	New Jersey	3-3	T	21-31-10	52
63	FEB. 17		QUEBEC	6-0	W	22-31-10	54
64	FEB. 20		VANCOUVER	5-5	T	22-31-11	55
65	FEB. 22		LOS ANGELES	6-4	L	22-32-11	55
66	FEB. 24		LOS ANGELES	5-3	L	22-33-11	55
67	FEB. 26		HARTFORD	5-4	W	23-33-11	57
68	FEB. 28	@	Los Angeles	4-2	L	23-34-11	57
69	MAR. 2	@	Los Angeles	6-3	L	23-35-11	57
70	MAR. 5		EDMONTON	5-4	L	23-36-11	57
71	MAR. 8		WASHINGTON	2-1	L	23-37-11	57
72	MAR. 10		NEW JERSEY	4-3	W	24-37-11	59
73	MAR. 12	@	Calgary	5-3	L	24-38-11	59
74	MAR. 13		BUFFALO	6-2	L	24-39-11	59
75	MAR. 15		EDMONTON	4-3	W	25-39-11	61
76	MAR. 18	@	Calgary	4-3	L	25-40-11	61
77	MAR. 22	@	Vancouver	3-1	L	25-41-11	61
78	MAR. 23	@	Edmonton	3-0	W	26-41-11	63
79	NAR. 28	@	Vancouver	3-2	L	26-42-11	63
80	MAR. 31	@	Edmonton	6-3	L	26-43-11	63

1991-92 WINNIPEG JETS

33-32-15 (81 points)
4th Smythe Division

PLAYER	GP	G	A	PTS	PIM
Phil Housley	74	23	63	86	92
Ed Olczyk	64	32	33	65	67
Fredrik Olausson	77	20	42	62	34
Pat Elynuik	60	25	25	50	65
Troy Murray	74	17	30	47	69
*Darrin Shannon	68	13	26	39	41
Teppo Numminen	80	5	34	39	32
Thomas Steen	38	13	25	38	29
Luciano Borsato	56	15	21	36	45
#Paul MacDermid	59	10	11	21	151
Stu Barnes	46	8	9	17	26
Mike Eagles	65	7	10	17	118
#Mark Osborne	43	4	12	16	65
Doug Evans	30	7	7	14	68
Danton Cole	52	7	5	12	32
Igor Ulanov	27	2	9	11	67
Randy Carlyle	66	1	9	10	54
Aaron Broten	25	4	5	9	14
Mike Hartman	75	4	4	8	264
Keith Tkachuk	17	3	5	8	28
Russ Romaniuk	27	3	5	8	18
John Leblanc	16	6	1	7	6
Evgeny Davydov	12	4	3	7	8

PLAYER	GP	G	A	PTS	PIM
Phil Sykes	52	4	2	6	72
Bryan Erickson	10	2	4	6	0
Dean Kennedy	18	2	4	6	21
*Mike Lalor	15	2	3	5	14
*Petri Skriko	15	2	3	5	4
*Mario Marois	34	1	3	4	34
#Moe Mantha	12	0	4	4	6
Shawn Cronin	65	0	4	4	271
*Lucien DeBlois	11	1	2	3	2
#Don Barber	11	0	3	3	4
Kris Draper	10	2	0	2	2
#Dave McLlwain	3	1	1	2	2
Bob Essensa	47	0	2	2	2
#Brent Ashton	7	1	0	1	4
Rob Murray	9	0	1	1	18
Rick Tabaracci	18	0	1	1	4
Bob Joyce	1	0	0	0	0
Michael O'Neill	1	0	0	0	0
Jason Cirone	3	0	0	0	2
#Gord Donnelly	4	0	0	0	11
Rudy Poeschek	4	0	0	0	17
Kent Paynter	5	0	0	0	4
Stephane Beauregard	26	0	0	0	0

GOALTENDER	GP	MIN	GAA	W-L-T	SO	GA	SA	SV%
Bob Essensa	47	2627	2.88	21-17-6	5	126	1407	.910
Stephane Beauregard	26	1267	2.89	6-8-6	2	61	611	.900
Rick Tabaracci	18	966	3.23	6-7-3	0	52	470	.889
Michael O'Neill	1	13	4.62	0-0-0	0	1	7	.857

* - Acquired during season # - Relocated during season

#	DATE	H/R	OPPONENT	SCORE	RES	RECORD	PTS
1	OCT. 4		LOS ANGELES	6-3	L	0-1-0	0
2	OCT. 6		CALGARY	5-3	W	1-1-0	2
3	OCT. 8		VANCOUVER	3-2	L	1-2-0	2
4	OCT. 10	@	San Jose	5-4	W	2-2-0	4
5	OCT. 12	@	Los Angeles	3-3	T	2-2-1	5
6	OCT. 16		HARTFORD	3-2	L	2-3-1	5
7	OCT. 19		TORONTO	4-2	W	3-3-1	7
8	OCT. 22	@	NY Islanders	1-1	T	3-3-2	8
9	OCT. 23	@	Detroit	3-2	W	4-3-2	10
10	OCT. 25		PHILADELPHIA	2-0	W	5-3-2	12
11	OCT. 27		WASHINGTON	6-5	W	6-3-2	14
12	OCT. 29	@	Quebec	7-2	L	6-4-2	14
13	OCT. 30	@	Montreal	6-1	L	6-5-2	14
14	NOV. 1		CALGARY	7-6	L	6-6-2	14
15	NOV. 3		ST. LOUIS	3-3	T	6-6-3	15
16	NOV. 5	@	Vancouver	2-2	T	6-6-4	16
17	NOV. 8		PITTSBURGH	3-1	L	6-7-4	16
18	NOV. 11		LOS ANGELES	6-2	W	7-7-4	18
19	NOV. 14	@	St. Louis	2-1	L	7-8-4	18
20	NOV. 16	@	New Jersey	1-0	W	8-8-4	20
21	NOV. 17	@	Philadelphia	2-1	W	9-8-4	22
22	NOV. 20		NY ISLANDERS	3-1	W	10-8-4	24
23	NOV. 23	@	Edmonton	4-0	W	11-8-4	26
24	NOV. 25	@	Calgary	3-3	T	11-8-5	27
25	NOV. 27		NY RANGERS	3-2	W	12-8-5	29
26	DEC. 1		CHICAGO	3-2	W	13-8-5	31
27	DEC. 4		BUFFALO	5-4	W	14-8-5	33
28	DEC. 6		EDMONTON	4-4	T	14-8-6	34
29	DEC. 8		WASHINGTON	4-3	W	15-8-6	36
30	DEC. 10	@	San Jose	3-3	T	15-8-7	37
31	DEC. 12	@	Los Angeles	2-1	L	15-9-7	37
32	DEC. 14	@	Edmonton	7-5	L	15-10-7	37
33	DEC. 17	@	Calgary	7-4	L	15-11-7	37
34	DEC. 19	@	Vancouver	3-1	L	15-12-7	37
35	DEC. 21		CALGARY	7-2	W	16-12-7	39
36	DEC. 23	@	Toronto	3-1	L	16-13-7	39
37	DEC. 26		MINNESOTA	3-2	L	16-14-7	39
38	DEC. 27	@	Chicago	3-3	T	16-14-8	40
39	DEC. 29		BOSTON	6-3	L	16-15-8	40
40	DEC. 31		NY RANGERS	5-2	L	16-16-8	40
41	JAN. 2	@	Boston	3-1	W	17-16-8	42
42	JAN. 4	@	Pittsburgh	3-2	L	17-17-8	42
43	JAN. 6	@	NY Rangers	4-2	L	17-18-8	42
44	JAN. 8		EDMONTON	5-2	W	18-18-8	44
45	JAN. 10		CHICAGO	6-2	W	19-18-8	46
46	JAN. 12		SAN JOSE	4-3	L	19-19-8	46
47	JAN. 14		VANCOUVER	4-2	L	19-20-8	46
48	JAN. 21	@	Hartford	3-3	T	19-20-9	47
49	JAN. 23	@	Philadelphia	1-0	W	20-20-9	49
50	JAN. 25	@	Quebec	2-1	L	20-21-9	49
51	JAN. 26	@	Buffalo	5-2	L	20-22-9	49
52	JAN. 28	@	Pittsburgh	4-0	W	21-22-9	51
53	JAN. 31		QUEBEC	4-4	T	21-22-10	52
54	FEB. 2		SAN JOSE	6-0	W	22-22-10	54
55	FEB. 4		BOSTON	3-3	T	22-22-11	55
56	FEB. 7		CALGARY	4-1	W	23-22-11	57
57	FEB. 13	@	Minnesota	6-1	L	23-23-11	57
58	FEB. 15	@	Toronto	3-1	W	24-23-11	59
59	FEB. 17	@	NY Islanders	5-4	L	24-24-11	59
60	FEB. 19		ST. LOUIS	4-3	L	24-25-11	59
61	FEB. 21		NEW JERSEY	6-4	W	25-25-11	61
62	FEB. 23		LOS ANGELES	4-2	L	25-26-11	61
63	FEB. 26	@	Edmonton	6-1	L	25-27-11	61
64	FEB. 28	@	Vancouver	5-3	L	25-28-11	61
65	MAR. 1		EDMONTON	4-2	L	25-29-11	61
66	MAR. 3	@	Detroit	4-3	W	26-29-11	63
67	MAR. 6	@	Washington	3-3	T	26-29-12	64
68	MAR. 8	@	Minnesota	4-2	L	26-30-12	64
69	MAR. 11		SAN JOSE	3-0	W	27-30-12	66
70	MAR. 13		HARTFORD	1-0	L	27-31-12	66
71	MAR. 15		DETROIT	1-1	T	27-31-13	67
72	MAR. 17	@	Los Angeles	5-4	L	27-32-13	67
73	MAR. 20	@	Vancouver	2-2	T	27-32-14	68
74	MAR. 22		VANCOUVER	5-1	W	28-32-14	70
75	MAR. 25		MONTREAL	2-2	T	28-32-15	71
76	MAR. 27		LOS ANGELES	6-4	W	29-32-15	73
77	MAR. 29		SAN JOSE	6-5	W	30-32-15	75
78	APR. 12	@	Calgary	4-3	W	31-32-15	77
79	APR. 14	@	Edmonton	6-2	W	32-32-15	79
80	APR. 16	@	San Jose	5-3	W	33-32-15	81

1992-93 WINNIPEG JETS

40-37-7 (87 points)
4th Smythe Division

PLAYER	GP	G	A	PTS	PIM
Teemu Selanne	84	76	56	132	45
Phil Housley	80	18	79	97	52
Alexei Zhamnov	68	25	47	72	58
Thomas Steen	80	22	50	72	75
Darrin Shannon	84	20	40	60	91
Fredrik Olausson	68	16	41	57	22
Keith Tkachuk	83	28	23	51	201
Evgeny Davydov	79	28	21	49	66
Teppo Numminen	66	7	30	37	33
Luciano Borsato	67	15	20	35	38
Mike Eagles	84	8	18	26	131
Sergei Bautin	71	5	18	23	96
Stu Barnes	38	12	10	22	10
#Ed Olczyk	25	8	12	20	26
John Druce	50	6	14	20	37
*Kris King	48	8	8	16	136
Bryan Erickson	41	4	12	16	14
Igor Ulanov	56	2	14	16	124
*Tie Domi	49	3	10	13	249

PLAYER	GP	G	A	PTS	PIM
Mike Lalor	64	1	8	9	76
Dean Kennedy	78	1	7	8	105
#Troy Murray	29	3	4	7	34
Bob Essensa	67	0	5	5	2
Russ Romaniuk	28	3	1	4	22
Randy Carlyle	22	1	1	2	14
Anatoli Fedotov	1	0	2	2	0
Andy Brickley	12	0	2	2	2
Dallas Eakins	14	0	2	2	38
#Mark Osiecki	4	1	0	1	2
Rob Murray	10	1	0	1	6
Alan Kerr	7	0	1	1	2
Scott Levins	9	0	1	1	18
Bob Joyce	1	0	0	0	0
Michael O'Neill	2	0	0	0	0
*Jim Hrivnak	3	0	0	0	0
John Leblanc	3	0	0	0	2
Kris Draper	7	0	0	0	2
#Rick Tabaracci	19	0	0	0	10

GOALTENDER	GP	MIN	GAA	W-L-T	SO	GA	SA	SV%
Bob Essensa	67	3855	3.53	33-26-6	2	227	2119	.893
*Jim Hrivnak	3	180	4.33	2-1-0	0	13	96	.865
#Rick Tabaracci	19	959	4.38	5-10-0	0	70	496	.859
Michael O'Neill	2	73	4.93	0-0-1	0	6	34	.824

* - Acquired during season # - Relocated during season

#	DATE	H/R	OPPONENT	SCORE	W-L-T	RECORD	PTS
1	OCT. 6		DETROIT	4-1	W	1-0-0	2
2	OCT. 8	@	San Jose	4-3	L	1-1-0	2
3	OCT. 10	@	Los Angeles	6-3	L	1-2-0	2
4	OCT. 12	@	Vancouver	8-1	L	1-3-0	2
5	OCT. 14		EDMONTON	7-3	W	2-3-0	4
6	OCT. 16		VANCOUVER	6-2	L	2-4-0	4
7	OCT. 18	@	Philadelphia	5-4	L	2-5-0	4
8	OCT. 20	@	Detroit	5-3	L	2-6-0	4
9	OCT. 23		LOS ANGELES	4-2	W	3-6-0	6
10	OCT. 26		WASHINGTON	6-2	W	4-6-0	8
11	OCT. 28		CALGARY	7-5	L	4-7-0	8
12	OCT. 31	@	Quebec	3-2	L	4-8-0	8
13	NOV. 2	@	Montreal	2-1	L	4-9-0	8
14	NOV. 6		EDMONTON	6-1	L	4-10-0	8
15	NOV. 8	@	Vancouver	6-1	L	4-11-0	8
16	NOV. 10		LOS ANGELES	4-4	T	4-11-1	9
17	NOV. 12	@	Minnesota	7-2	W	5-11-1	11
18	NOV. 14	@	St. Louis	4-2	L	5-12-1	11
19	NOV. 17	@	Tampa Bay	6-5	W	6-12-1	13
20	NOV. 19	@	Detroit	5-3	W	7-12-1	15
21	NOV. 21		NY RANGERS	5-4	L	7-13-1	15
22	NOV. 24		NY ISLANDERS	3-3	T	7-13-2	16
23	NOV. 27		SAN JOSE	3-2	W	8-13-2	18
24	DEC. 2	@	Calgary	3-3	T	8-13-3	19
25	DEC. 5		MONTREAL	3-2	L	8-14-3	19
26	DEC. 8	@	Pittsburgh	5-2	L	8-15-3	19
27	DEC. 11	@	Washington	8-6	L	8-16-3	19
28	DEC. 12	@	NY Islanders	4-3	W	9-16-3	21
29	DEC. 15		NEW JERSEY	4-3	W	10-16-3	23
30	DEC. 17	@	Chicago	5-1	L	10-17-3	23
31	DEC. 19	@	St. Louis	1-0	W	11-17-3	25
32	DEC. 21		SAN JOSE	5-4	W	12-17-3	27
33	DEC. 23		CALGARY	4-3	L	12-18-3	27
34	DEC. 26	@	Minnesota	5-4	L	12-19-3	27
35	DEC. 27		MINNESOTA	7-4	W	13-19-3	29
36	DEC. 29		BOSTON	5-4	W	14-19-3	31
37	DEC. 31		EDMONTON	3-2	W	15-19-3	33
38	JAN. 2	@	New Jersey	2-2	T	15-19-4	34
39	JAN. 3	@	Chicago	4-1	L	15-20-4	34
40	JAN. 5	@	Calgary	4-2	W	16-20-4	36
41	JAN. 8		LOS ANGELES	6-3	W	17-20-4	38
42	JAN. 10		PITTSBURGH	3-2	W	18-20-4	40
43	JAN. 12		SAN JOSE	4-1	W	19-20-4	42
44	JAN. 13	@	Edmonton	4-1	W	20-20-4	44
45	JAN. 16	@	Los Angeles	5-2	W	21-20-4	46
46	JAN. 18		HARTFORD	8-7	W	22-20-4	48
47	JAN. 19		CHICAGO	5-2	W	23-20-4	50
48	JAN. 22	@	Calgary	4-4	T	23-20-5	51
49	JAN. 23		EDMONTON	8-5	W	24-20-5	53
50	JAN. 27	@	NY Rangers	5-2	L	24-21-5	53
51	JAN. 28	@	Boston	6-2	L	24-22-5	53
52	JAN. 30	@	Hartford	6-3	W	25-22-5	55
53	FEB. 1	@	Ottawa	4-4	T	25-22-6	56
54	FEB. 3		ST. LOUIS	4-2	L	25-23-6	56
55	FEB. 10		BUFFALO	6-2	L	25-24-6	56
56	FEB. 12		HARTFORD	6-2	L	25-25-6	56
57	FEB. 14		SAN JOSE	3-2	L	25-26-6	56
58	FEB. 18	@	San Jose	5-3	L	25-27-6	56
59	FEB. 20	@	Vancouver	4-2	L	25-28-6	56
60	FEB. 22		OTTAWA	6-3	W	26-28-6	58
61	FEB. 23	@	Ottawa	8-2	W	27-28-6	60
62	FEB. 26		VANCOUVER	7-4	L	27-29-6	60
63	FEB. 28		MINNESOTA	7-6	W	28-29-6	62
64	MAR. 2		QUEBEC	7-4	L	28-30-6	62
65	MAR. 4	@	Edmonton	5-3	W	29-30-6	64
66	MAR. 6	@	Toronto	4-2	L	29-31-6	64
67	MAR. 7	@	Buffalo	2-1	L	29-32-6	64
68	MAR. 9	@	Tampa Bay	4-2	W	30-32-6	66
69	MAR. 12		VANCOUVER	3-2	L	30-33-6	66
70	MAR. 14		TAMPA BAY	3-1	W	31-33-6	68
71	MAR. 16	@	Los Angeles	8-4	L	31-34-6	68
72	MAR. 18	@	Vancouver	5-2	W	32-34-6	70
73	MAR. 21		CALGARY	4-2	W	33-34-6	72
74	MAR. 23		TORONTO	5-4	L	33-35-6	72
75	MAR. 26		ST. LOUIS	4-2	W	34-35-6	74
76	MAR. 28		LOS ANGELES	3-3	T	34-35-7	75
77	MAR. 30	@	Calgary	5-4	W	35-35-7	77
78	APR. 1	@	San Jose	9-5	W	36-35-7	79
79	APR. 3	@	Edmonton	6-4	W	37-35-7	81
80	APR. 6		PHILADELPHIA	4-2	L	37-36-7	81
81	APR. 8		TORONTO	5-3	W	38-36-7	83
82	APR. 11	@	Edmonton	7-5	W	39-36-7	85
83	APR. 13		TAMPA BAY	5-3	L	39-37-7	85
84	APR. 15		EDMONTON	3-0	W	40-37-7	87

1993-94 WINNIPEG JETS

24-51-9 (57 points)
6th Central Division

PLAYER	GP	G	A	PTS	PIM
Keith Tkachuk	84	41	40	81	255
Nelson Emerson	83	33	41	74	80
Alexei Zhamnov	61	26	45	71	62
Darrin Shannon	77	21	37	58	87
Teemu Selanne	51	25	29	54	22
Thomas Steen	76	19	32	51	32
#Boris Mironov	65	7	22	29	96
#Paul Ysebaert	60	9	18	27	18
Stephane Quintal	81	8	18	26	119
Teppo Numminen	57	5	18	23	28
Tie Domi	81	8	11	19	347
Luciano Borsato	75	5	13	18	28
Igor Ulanov	74	0	17	17	165
Russ Romaniuk	24	4	8	12	6
Mike Eagles	73	4	8	12	96
Kris King	83	4	8	12	205
*Wayne McBean	31	2	9	11	24
Dean Kennedy	76	2	8	10	164
#Stu Barnes	18	5	4	9	8
John LeBlanc	17	6	2	8	2
*Dallas Drake	15	3	5	8	12

PLAYER	GP	G	A	PTS	PIM
#Fredrik Olausson	18	2	5	7	10
#Sergei Bautin	59	0	7	7	78
*Randy Gilhen	40	3	3	6	34
*Dave Manson	13	1	4	5	51
Dave Tomlinson	31	1	3	4	24
Darryl Shannon	20	0	4	4	18
Arto Blomsten	18	0	2	2	6
Michal Grosek	3	1	0	1	0
Oleg Mikulchik	4	0	1	1	17
#Yan Kaminsky	1	0	0	0	0
Mark Visheau	1	0	0	0	0
Andy Brickley	2	0	0	0	0
Craig Fisher	4	0	0	0	2
Kevin McClelland	6	0	0	0	19
Rob Murray	6	0	0	0	2
Harijs Vitolinsh	8	0	0	0	4
Stephane Beauregard	13	0	0	0	0
*Tim Cheveldae	14	0	0	0	2
Bryan Erickson	16	0	0	0	6
Mike O'Neill	17	0	0	0	0
#Bob Essensa	56	0	0	0	6

GOALTENDER	GP	MIN	GAA	W-L-T	SO	GA	SA	SV%
#Bob Essensa	56	3136	3.85	19-30-6	1	201	1714	.883
*Tim Cheveldae	14	788	3.96	5-8-1	1	52	485	.893
Mike O'Neill	17	738	4.15	0-9-1	0	51	382	.866
Stephane Beauregard	13	418	4.88	0-4-1	0	34	211	.839

* - Acquired during season # - Relocated during season

#	DATE	H/R	OPPONENT	SCORE	RES	RECORD	PTS
1	OCT. 6		WASHINGTON	6-4	W	1-0-0	2
2	OCT. 9	@	Dallas	3-3	T	1-0-1	3
3	OCT. 10	@	Chicago	4-3	L	1-1-1	3
4	OCT. 12	@	New Jersey	7-4	L	1-2-1	3
5	OCT. 16		CHICAGO	1-0	W	2-2-1	5
6	OCT. 18		EDMONTON	6-3	W	3-2-1	7
7	OCT. 21	@	Detroit	6-2	L	3-3-1	7
8	OCT. 23	@	Philadelphia	9-6	W	4-3-1	9
9	OCT. 26	@	Florida	5-2	W	5-3-1	11
10	OCT. 27	@	Tampa Bay	4-3	W	6-3-1	13
11	OCT. 29		LOS ANGELES	4-3	L	6-4-1	13
12	OCT. 31		CALGARY	4-3	L	6-5-1	13
13	NOV. 3		ST. LOUIS	3-0	L	6-6-1	13
14	NOV. 5		OTTAWA	7-6	L	6-7-1	13
15	NOV. 7	@	Dallas	1-1	T	6-7-2	14
16	NOV. 9	@	NY Islanders	5-2	W	7-7-2	16
17	NOV. 10	@	NY Rangers	2-1	L	7-8-2	16
18	NOV. 13		DALLAS	3-2	L	7-9-2	16
19	NOV. 15	@	Calgary	7-2	L	7-10-2	16
20	NOV. 17		DETROIT	2-1	W	8-10-2	18
21	NOV. 19	@	Buffalo	6-0	L	8-11-2	18
22	NOV. 20	@	Quebec	5-5	T	8-11-3	19
23	NOV. 24		ANAHEIM	2-1	L	8-12-3	19
24	NOV. 26		VANCOUVER	5-3	L	8-13-3	19
25	NOV. 28	@	ST. LOUIS	4-3	W	9-13-3	21
26	NOV. 30	@	Los Angeles	8-6	W	10-13-3	23
27	DEC. 1	@	Anaheim	5-2	L	10-14-3	23
28	DEC. 3	@	San Jose	3-3	T	10-14-4	24
29	DEC. 5		DETROIT	6-4	W	11-14-4	26
30	DEC. 6	@	Detroit	6-2	L	11-15-4	26
31	DEC. 8	@	Toronto	5-4	W	12-15-4	28
32	DEC. 10		FLORIDA	5-2	L	12-16-4	28
33	DEC. 12		TORONTO	3-3	T	12-16-5	29
34	DEC. 17	@	Vancouver	6-1	L	12-17-5	29
35	DEC. 18	@	Calgary	5-4	L	12-18-5	29
36	DEC. 20		ANAHEIM	7-5	L	12-19-5	29
37	DEC. 23		QUEBEC	5-2	W	13-19-5	31
38	DEC. 27	@	Edmonton	6-0	L	13-20-5	31
39	DEC. 29		CHICAGO	3-2	W	14-20-5	33
40	DEC. 31		ST. LOUIS	2-1	W	15-20-5	35
41	JAN. 2	@	Chicago	5-1	L	15-21-5	35
42	JAN. 5	@	Hartford	4-0	L	15-22-5	35
43	JAN. 6	@	Boston	5-4	L	15-23-5	35
44	JAN. 8	@	Ottawa	3-2	W	16-23-5	37
45	JAN. 10	@	Montreal	4-2	L	16-24-5	37
46	JAN. 12		BUFFALO	3-2	W	17-24-5	39
47	JAN. 15		TORONTO	5-1	L	17-25-5	39
48	JAN. 16		TAMPA BAY	3-2	L	17-26-5	39
49	JAN. 19		NEW JERSEY	4-0	L	17-27-5	39
50	JAN. 25	@	Los Angeles	4-4	T	17-27-6	40
51	JAN. 26	@	Anaheim	3-1	L	17-28-6	40
52	JAN. 29	@	Detroit	7-1	L	17-29-6	40
53	FEB. 2		DALLAS	7-3	L	17-30-6	40
54	FEB. 4		HARTFORD	2-2	T	17-30-7	41
55	FEB. 6	@	Edmonton	5-2	L	17-31-7	41
56	FEB. 8	@	ST. LOUIS	6-5	L	17-32-7	41
57	FEB. 9	@	Dallas	4-2	L	17-33-7	41
58	FEB. 11		TORONTO	3-1	L	17-34-7	41
59	FEB. 15	@	Pittsburgh	5-3	L	17-35-7	41
60	FEB. 18		CHICAGO	7-2	L	17-36-7	41
61	FEB. 20		CALGARY	5-2	L	17-37-7	41
62	FEB. 22		FLORIDA	3-2	L	17-38-7	41
63	FEB. 24	@	Chicago	6-3	L	17-39-7	41
64	FEB. 25		BOSTON	7-6	L	17-40-7	41
65	FEB. 28		SAN JOSE	3-3	T	17-40-8	42
66	MAR. 2		DALLAS	4-2	W	18-40-8	44
67	MAR. 4	@	Ottawa	6-1	W	19-40-8	46
68	MAR. 6		PITTSBURGH	5-3	L	19-41-8	46
69	MAR. 7		NY ISLANDERS	7-2	L	19-42-8	46
70	MAR. 11		VANCOUVER	8-4	L	19-43-8	46
71	MAR. 12	@	Toronto	3-1	L	19-44-8	46
72	MAR. 16		ST. LOUIS	4-0	W	20-44-8	48
73	MAR. 19		DETROIT	4-2	W	21-44-8	50
74	MAR. 23		MONTREAL	3-1	W	22-44-8	52
75	MAR. 25		SAN JOSE	8-3	L	22-45-8	52
76	MAR. 27		NY RANGERS	3-1	W	23-45-8	54
77	MAR. 29	@	San Jose	9-4	L	23-46-8	54
78	APR. 1	@	Vancouver	5-1	L	23-47-8	54
79	APR. 4		PHILADELPHIA	2-2	T	23-47-9	55
80	APR. 6		EDMONTON	4-3	L	23-48-9	55
81	APR. 9		LOS ANGELES	4-3	W	24-48-9	57
82	APR. 10	@	Toronto	7-0	L	24-49-9	57
83	APR. 12	@	Washington	4-3	L	24-50-9	57
84	APR. 14	@	St. Louis	3-1	L	24-51-9	57

1994-95 WINNIPEG JETS

16-25-7 (39 points)
6th Central Division

PLAYER	GP	G	A	PTS	PIM
Alexei Zhamnov	48	30	35	65	20
Keith Tkachuk	48	22	29	51	152
Teemu Selanne	45	22	26	48	2
Nelson Emerson	48	14	23	37	26
Igor Korolev	45	8	22	30	10
Dallas Drake	43	8	18	26	30
Stephane Quintal	43	6	17	23	78
Teppo Numminen	42	5	16	21	16
Dave Manson	44	3	15	18	139
Thomas Steen	31	5	10	15	14
Darryl Shannon	40	5	9	14	48
Randy Gilhen	44	5	6	11	52
*Eddie Olczyk	13	2	8	10	8
*Mike Eastwood	13	3	6	9	4
Darrin Shannon	19	5	3	8	14
#Tie Domi	31	4	4	8	128
Kris King	48	4	2	6	85
Neil Wilkinson	40	1	4	5	75
Michal Grosek	24	2	2	4	21
#Igor Ulanov	19	1	3	4	27
#Mike Eagles	27	2	1	3	40
Greg Brown	9	0	3	3	17
Rob Murray	10	0	2	2	2
Oleg Mikulchik	25	0	2	2	12
Craig Martin	20	0	1	1	19
Nikolai Khabibulin	26	0	1	1	4
Tim Cheveldae	30	0	1	1	2
Tavis Hansen	1	0	0	0	0
#Arto Blomsten	1	0	0	0	2
John LeBlanc	2	0	0	0	0
Luciano Borsato	4	0	0	0	0
Russ Romaniuk	6	0	0	0	0
Brent Thompson	29	0	0	0	78

GOALTENDER	GP	MIN	GAA	W-L-T	SO	GA	SA	SV%
Tim Cheveldae	30	1571	3.70	8-16-3	0	97	818	.881
Nikolai Khabibulin	26	1339	3.41	8-9-4	0	76	723	.895

* - Acquired during season # - Relocated during season

#	DATE	H/R	OPPONENT	SCORE	RES	RECORD	PTS
1	JAN. 20		CALGARY	3-3	T	0-0-1	1
2	JAN. 21		ANAHEIM	4-3	L	0-1-1	1
3	JAN. 23		CHICAGO	5-3	W	1-1-1	3
4	JAN. 25	@	San Jose	4-0	L	1-2-1	3
5	JAN. 27	@	Anaheim	3-2	L	1-3-1	3
6	JAN. 28	@	Los Angeles	4-2	L	1-4-1	3
7	FEB. 2		ST. LOUIS	5-4	L	1-5-1	3
8	FEB. 4		SAN JOSE	3-3	T	1-5-2	4
9	FEB. 6	@	Calgary	5-4	W	2-5-2	6
10	FEB. 8	@	Edmonton	3-3	T	2-5-3	7
11	FEB. 9	@	Vancouver	5-1	L	2-6-3	7
12	FEB. 11	@	St. Louis	3-2	W	3-6-3	9
13	FEB. 13	@	Dallas	7-4	W	4-6-3	11
14	FEB. 15		DETROIT	5-1	L	4-7-3	11
15	FEB. 17		ST. LOUIS	4-3	L	4-8-3	11
16	FEB. 22	@	Vancouver	4-1	W	5-8-3	13
17	FEB. 24		ANAHEIM	4-2	W	6-8-3	15
18	FEB. 25	@	Toronto	5-2	L	6-9-3	15
19	FEB. 28		DALLAS	4-0	L	6-10-3	15
20	MAR. 2	@	Detroit	6-1	L	6-11-3	15
21	MAR. 4		SAN JOSE	4-2	W	7-11-3	17
22	MAR. 5		CALGARY	3-2	W	8-11-3	19
23	MAR. 10		DALLAS	4-3	W	9-11-3	21
24	MAR. 11		LOS ANGELES	4-2	L	9-12-3	21
25	MAR. 14		VANCOUVER	3-3	T	9-12-4	22
26	MAR. 17	@	Calgary	8-4	L	9-13-4	22
27	MAR. 19		CHICAGO	3-2	L	9-14-4	22
28	MAR. 22	@	Detroit	6-3	L	9-15-4	22
29	MAR. 24	@	Toronto	3-2	L	9-16-4	22
30	MAR. 25		TORONTO	3-3	T	9-16-5	23
31	MAR. 28	@	San Jose	6-5	L	9-17-5	23
32	MAR. 30	@	Anaheim	3-1	L	9-18-5	23
33	APR. 1	@	Los Angeles	7-7	T	9-18-6	24
34	APR. 5		CHICAGO	4-1	W	10-18-6	26
35	APR. 7		VANCOUVER	7-4	W	11-18-6	28
36	APR. 8	@	Toronto	4-3	L	11-19-6	28
37	APR. 11	@	St. Louis	7-5	L	11-20-6	28
38	APR. 13		ST. LOUIS	5-2	W	12-20-6	30
39	APR. 15		TORONTO	5-1	W	13-20-6	32
40	APR. 17		EDMONTON	6-5	L	13-21-7	32
41	APR. 19	@	Detroit	5-5	T	13-21-7	33
42	APR. 21	@	Chicago	2-1	W	14-21-7	35
43	APR. 23	@	Dallas	5-2	L	14-22-7	35
44	APR. 25		EDMONTON	5-3	L	14-23-7	35
45	APR. 27		DETROIT	4-3	W	15-23-7	37
46	APR. 29	@	Edmonton	5-1	W	16-23-7	39
47	MAY 1	@	Chicago	3-2	L	16-24-7	39
48	MAY 2		LOS ANGELES	2-1	L	16-25-7	39

1995-96 WINNIPEG JETS

36-40-6 (78 points)
5th Central Division

PLAYER	GP	G	A	PTS	PIM
Keith Tkachuk	76	50	48	98	156
#Teemu Selanne	51	24	48	72	18
Alexei Zhamnov	58	22	37	59	65
Teppo Numminen	74	11	43	54	22
Igor Korolev	73	22	29	51	42
Eddie Olczyk	51	27	22	49	65
Dallas Drake	69	19	20	39	36
#Darren Turcotte	59	16	16	32	26
Dave Manson	82	7	23	30	205
*Norm Maciver	39	5	25	30	26
Mike Eastwood	80	14	14	28	20
Mike Stapleton	58	10	14	24	37
Darrin Shannon	63	5	18	23	28
Kris King	81	9	11	20	151
*Craig Janney	13	7	13	20	0
Deron Quint	51	5	13	18	22
Shane Doan	74	7	10	17	101
#Darryl Shannon	48	2	7	9	72
*Oleg Tverdovsky	31	0	8	8	6
Jim McKenzie	73	4	2	6	202
Jeff Finley	65	1	5	6	81

PLAYER	GP	G	A	PTS	PIM
Randy Gilhen	22	2	3	5	12
*Chad Kilger	29	2	3	5	12
#Neil Wilkinson	21	1	4	5	33
*Craig Muni	25	1	3	4	37
Iain Fraser	12	1	1	2	4
Jason Doig	15	1	1	2	28
Craig Mills	4	0	2	2	0
Brent Thompson	10	0	1	1	21
#Stewart Malgunas	29	0	1	1	32
*Tom Draper	1	0	0	0	0
Rob Murray	1	0	0	0	2
Scott Langkow	1	0	0	0	0
#Michal Grosek	1	0	0	0	0
*Dallas Eakins	2	0	0	0	0
#Ravil Gusmanov	4	0	0	0	0
*Dominic Roussel	7	0	0	0	2
*Denis Chasse	15	0	0	0	12
Ed Ronan	17	0	0	0	16
#Tim Cheveldae	30	0	0	0	0
Nikolai Khabibulin	53	0	0	0	12

GOALTENDER	GP	MIN	GAA	W-L-T	SO	GA	SA	SV%
Scott Langkow	1	6	0.00	0-0-0	0	0	2	1.000
Nikolai Khabibulin	53	2914	3.13	26-20-3	2	152	1656	.908
*Dominic Roussel	7	285	3.37	2-2-0	0	16	134	.881
#Tim Cheveldae	30	1695	3.93	8-18-3	0	111	948	.883
Tom Draper	1	34	5.29	0-0-0	0	3	14	.786

* - Acquired during season # - Relocated during season

#	DATE	H/R	OPPONENT	SCORE	RES	RECORD	PTS
1	OCT. 7		DALLAS	7-5	W	1-0-0	2
2	OCT. 9		ANAHEIM	4-3	W	2-0-0	4
3	OCT. 11	@	NY Rangers	6-4	L	2-1-0	4
4	OCT. 12	@	New Jersey	4-1	L	2-2-0	4
5	OCT. 15		DETROIT	5-5	T	2-2-1	5
6	OCT. 17		TAMPA BAY	5-2	W	3-2-1	7
7	OCT. 19		SAN JOSE	3-3	T	3-2-2	8
8	OCT. 22	@	Anaheim	6-2	L	3-3-2	8
9	OCT. 25	@	San Jose	6-1	W	4-3-2	10
10	OCT. 27	@	Edmonton	7-5	L	4-4-2	10
11	OCT. 28	@	Vancouver	4-1	W	5-4-2	12
12	OCT. 30		DETROIT	3-2	W	6-4-2	14
13	NOV. 1		TORONTO	4-2	L	6-5-2	14
14	NOV. 3		COLORADO	5-2	L	6-6-2	14
15	NOV. 5	@	Buffalo	4-3	W	7-6-2	16
16	NOV. 10	@	St. Louis	3-2	L	7-7-2	16
17	NOV. 14		CHICAGO	6-5	W	8-7-2	18
18	NOV. 17		NY RANGERS	6-3	W	9-7-2	20
19	NOV. 18	@	Toronto	2-1	L	9-8-2	20
20	NOV. 21	@	Boston	5-4	L	9-9-2	20
21	NOV. 22	@	Ottawa	3-1	W	10-9-2	22
22	NOV. 26		EDMONTON	4-0	W	11-9-2	24
23	NOV. 28		TORONTO	4-3	W	12-9-2	26
24	NOV. 30		ST. LOUIS	4-1	L	12-10-2	26
25	DEC. 2		CHICAGO	2-2	T	12-10-3	27
26	DEC. 3		CALGARY	5-2	W	13-10-3	29
27	DEC. 6	@	Los Angeles	6-3	L	13-11-3	29
28	DEC. 7	@	San Jose	5-3	L	13-12-3	29
29	DEC. 10		WASHINGTON	6-1	L	13-13-3	29
30	DEC. 12		MONTREAL	6-5	L	13-14-3	29
31	DEC. 15		EDMONTON	9-4	W	14-14-3	31
32	DEC. 17	@	Chicago	3-1	L	14-15-3	31
33	DEC. 19	@	Tampa Bay	6-3	L	14-16-3	31
34	DEC. 21	@	Florida	6-1	L	14-17-3	31
35	DEC. 23		ST. LOUIS	2-1	W	15-17-3	33
36	DEC. 28	@	Chicago	4-3	L	15-18-3	33
37	DEC. 29		NEW JERSEY	5-3	W	16-18-3	35
38	DEC. 31		BOSTON	5-3	L	16-19-3	35
39	JAN. 3	@	Los Angeles	5-4	W	17-19-3	37
40	JAN. 5	@	Dallas	5-4	L	17-20-3	37
41	JAN. 8	@	Detroit	6-4	W	18-20-3	39
42	JAN. 10		BUFFALO	4-1	W	19-20-3	41
43	JAN. 12		HARTFORD	3-2	L	19-21-3	41
44	JAN. 14		ANAHEIM	6-4	L	19-22-3	41
45	JAN. 16	@	Washington	1-1	T	19-22-4	42
46	JAN. 17	@	Toronto	4-2	W	20-22-4	44
47	JAN. 24		ST. LOUIS	6-5	L	20-23-4	44
48	JAN. 27	@	Montreal	4-1	L	20-24-4	44
49	JAN. 29	@	Dallas	2-1	W	21-24-4	46
50	FEB. 1	@	Colorado	6-4	L	21-25-4	46
51	FEB. 4		VANCOUVER	4-2	L	21-26-4	46
52	FEB. 8		OTTAWA	6-2	W	22-26-4	48
53	FEB. 10	@	Calgary	3-2	W	23-26-4	50
54	FEB. 13	@	Vancouver	5-4	L	23-27-4	50
55	FEB. 16		PITTSBURGH	1-0	L	23-28-4	50
56	FEB. 18	@	St. Louis	3-0	L	23-29-4	50
57	FEB. 21		VANCOUVER	5-3	L	23-30-4	50
58	FEB. 23		CHICAGO	1-0	W	24-30-4	52
59	FEB. 26		LOS ANGELES	4-3	W	25-30-4	54
60	FEB. 28		TORONTO	4-3	W	26-30-4	56
61	MAR. 1	@	Hartford	5-2	W	27-30-4	58
62	MAR. 3	@	NY Islanders	7-5	W	28-30-4	60
63	MAR. 5	@	Pittsburgh	9-4	L	28-31-4	60
64	MAR. 7		FLORIDA	5-3	W	29-31-4	62
65	MAR. 9		NY ISLANDERS	4-2	L	29-32-4	62
66	MAR. 10		DETROIT	5-2	L	29-33-4	62
67	MAR. 12	@	Detroit	5-2	L	29-34-4	62
68	MAR. 13	@	Toronto	3-3	T	29-34-5	63
69	MAR. 16	@	Philadelphia	3-0	L	29-35-5	63
70	MAR. 20		SAN JOSE	7-1	L	29-36-5	63
71	MAR. 22		PHILADELPHIA	4-1	W	30-36-5	65
72	MAR. 24		COLORADO	5-2	L	30-37-5	65
73	MAR. 26	@	Dallas	8-2	W	31-37-5	67
74	MAR. 27	@	Colorado	3-1	W	32-37-5	69
75	MAR. 29	@	Edmonton	3-2	L	32-38-5	69
76	MAR. 31	@	Calgary	4-1	W	33-38-5	71
77	APR. 3		DALLAS	3-1	W	34-38-5	73
78	APR. 6		CALGARY	4-3	W	35-38-5	75
79	APR. 8	@	St. Louis	2-2	T	35-38-6	76
80	APR. 10	@	Detroit	5-2	L	35-39-6	76
81	APR. 12		LOS ANGELES	5-3	W	36-39-6	78
82	APR. 14	@	Anaheim	5-2	L	36-40-6	78

1996-97 PHOENIX COYOTES

38-37-7 (83 points)
3rd Central Division

PLAYER	GP	G	A	PTS	PIM
Keith Tkachuk	81	52	34	86	228
Jeremy Roenick	72	29	40	69	115
Mike Gartner	82	32	31	63	38
Oleg Tverdovsky	82	10	45	55	30
Craig Janney	77	15	38	53	26
Cliff Ronning	69	19	32	51	26
Dallas Drake	63	17	19	36	52
Teppo Numminen	82	2	25	27	28
Darrin Shannon	82	11	13	24	41
Bob Corkum	80	9	11	20	40
#Dave Manson	66	3	17	20	164
Mike Stapleton	55	4	11	15	36
Deron Quint	27	3	11	14	4
Kris King	81	3	11	14	185
Norm Maciver	32	4	9	13	24
Shane Doan	63	4	8	12	49
Igor Korolev	41	3	7	10	28
Jim Johnson	55	3	7	10	74
Jeff Finley	65	3	7	10	40

PLAYER	GP	G	A	PTS	PIM
Jim McKenzie	65	5	3	8	200
Chad Kilger	24	4	3	7	13
*Jayson More	23	1	6	7	37
Brad McCrimmon	37	1	5	6	18
#Mike Eastwood	33	1	3	4	4
*Gerald Diduck	11	1	2	3	23
Nikolai Khabibulin	72	0	3	3	16
Jocelyn Lemieux	2	1	0	1	0
Darcy Wakaluk	16	0	1	1	4
Parris Duffus	1	0	0	0	0
Jason Simon	1	0	0	0	0
Brent Thompson	1	0	0	0	7
Tavis Hansen	1	0	0	0	0
*Pat Jablonski	2	0	0	0	0
Kevin Dahl	2	0	0	0	0
Juha Ylonen	2	0	0	0	0
#Dallas Eakins	4	0	0	0	10
Mike Hudson	7	0	0	0	2
*Murray Baron	8	0	0	0	4

GOALTENDER	GP	MIN	GAA	W-L-T	SO	GA	SA	SV%
*Pat Jablonski	2	59	2.03	0-1-0	0	2	24	.917
Parris Duffus	1	29	2.07	0-0-0	0	1	8	.875
Nikolai Khabibulin	72	4091	2.83	30-33-6	7	193	2094	.908
Darcy Wakaluk	16	782	2.99	8-3-1	1	39	386	.899

* - Acquired during season # - Relocated during season

#	DATE	H/R	OPPONENT	SCORE	RES	RECORD	PTS
1	OCT. 5	@	Hartford	1-0	L	0-1-0	0
2	OCT. 7	@	Boston	5-2	W	1-1-0	2
3	OCT. 10		SAN JOSE	4-1	W	2-1-0	4
4	OCT. 12		ANAHEIM	4-2	W	3-1-0	6
5	OCT. 14		EDMONTON	6-3	L	3-2-0	6
6	OCT. 18		PHILADELPHIA	3-1	L	3-3-0	6
7	OCT. 20		FLORIDA	1-1	T	3-3-1	7
8	OCT. 22		ST. LOUIS	2-1	L	3-4-1	7
9	OCT. 26	@	Toronto	5-2	L	3-5-1	7
10	OCT. 28	@	Montreal	5-4	W	4-5-1	9
11	OCT. 30	@	Edmonton	4-1	L	4-6-1	9
12	NOV. 1	@	Calgary	3-2	W	5-6-1	11
13	NOV. 3		MONTREAL	4-4	T	5-6-2	12
14	NOV. 6		DALLAS	3-2	L	5-7-2	12
15	NOV. 8		COLORADO	4-1	L	5-8-2	12
16	NOV. 14		HARTFORD	2-1	L	5-9-2	12
17	NOV. 16		TORONTO	3-2	W	6-9-2	14
18	NOV. 18		DETROIT	2-2	T	6-9-3	15
19	NOV. 20	@	Colorado	6-0	L	6-10-3	15
20	NOV. 21	@	St. Louis	4-3	L	6-11-3	15
21	NOV. 23		NY ISLANDERS	3-3	T	6-11-4	16
22	NOV. 26		NY RANGERS	3-1	L	6-12-4	16
23	NOV. 28		NEW JERSEY	4-3	W	7-12-4	18
24	NOV. 30		CALGARY	3-1	W	8-12-4	20
25	DEC. 3		LOS ANGELES	4-1	L	8-13-4	20
26	DEC. 5	@	St. Louis	3-0	W	9-13-4	22
27	DEC. 7	@	New Jersey	4-3	W	10-13-4	24
28	DEC. 9	@	NY Rangers	5-2	L	10-14-4	24
29	DEC. 10	@	NY Islanders	8-2	L	10-15-4	24
30	DEC. 13	@	Ottawa	4-2	W	11-15-4	26
31	DEC. 14	@	Toronto	5-3	W	12-15-4	28
32	DEC. 17		WASHINGTON	4-3	W	13-15-4	30
33	DEC. 20		TORONTO	5-2	W	14-15-4	32
34	DEC. 22		CALGARY	7-2	L	14-16-4	32
35	DEC. 23	@	Anaheim	2-1	W	15-16-4	34
36	DEC. 26	@	Los Angeles	5-2	L	15-17-4	34
37	DEC. 27		VANCOUVER	7-4	W	16-17-4	36
38	DEC. 30	@	Detroit	5-3	W	17-17-4	38
39	JAN. 2	@	Chicago	4-2	W	18-17-4	40
40	JAN. 3	@	Washington	3-0	L	18-18-4	40
41	JAN. 5	@	Buffalo	5-1	L	18-19-4	40
42	JAN. 9		DETROIT	5-4	L	18-20-4	40
43	JAN. 10	@	Dallas	4-3	W	19-20-4	42
44	JAN. 12		BUFFALO	3-2	L	19-21-4	42
45	JAN. 13	@	San Jose	5-4	L	19-22-4	42
46	JAN. 15		ST. LOUIS	4-1	L	19-23-4	42
47	JAN. 23		ANAHEIM	6-3	W	20-23-4	44
48	JAN. 25		VANCOUVER	4-0	W	21-23-4	46
49	JAN. 28	@	Philadelphia	4-1	L	21-24-4	46
50	JAN. 29	@	Detroit	3-0	W	22-24-4	48
51	FEB. 1	@	Pittsburgh	4-1	L	22-25-4	48
52	FEB. 4		TAMPA BAY	2-0	L	22-26-4	48
53	FEB. 6		CHICAGO	3-2	W	23-26-4	50
54	FEB. 8		DALLAS	5-4	L	23-27-4	50
55	FEB. 10	@	St. Louis	4-2	W	24-27-4	52
56	FEB. 12	@	Dallas	5-0	W	25-27-4	54
57	FEB. 13		COLORADO	3-2	L	25-28-4	54
58	FEB. 15		BOSTON	5-4	W	26-28-4	56
59	FEB. 18		LOS ANGELES	6-1	W	27-28-4	58
60	FEB. 22	@	Anaheim	4-2	L	27-29-4	58
61	FEB. 24		DETROIT	5-3	L	27-30-4	58
62	FEB. 26	@	Calgary	5-2	W	28-30-4	60
63	FEB. 27	@	Vancouver	6-2	L	28-31-4	60
64	MAR. 2		CHICAGO	4-0	L	28-32-4	60
65	MAR. 5	@	Florida	3-0	W	29-32-4	62
66	MAR. 6	@	Tampa Bay	5-0	W	30-32-4	64
67	MAR. 8	@	Chicago	2-0	W	31-32-4	66
68	MAR. 10		OTTAWA	4-1	L	31-33-4	66
69	MAR. 12		PITTSBURGH	5-5	T	31-33-5	67
70	MAR. 14	@	San Jose	4-1	W	32-33-5	69
71	MAR. 17		ST. LOUIS	3-2	W	33-33-5	71
72	MAR. 19	@	Dallas	7-2	L	33-34-5	71
73	MAR. 20	@	Chicago	4-2	W	34-34-5	73
74	MAR. 22	@	Toronto	3-0	W	35-34-5	75
75	MAR. 27		TORONTO	1-1	T	35-34-6	76
76	MAR. 29		EDMONTON	3-1	L	35-35-6	76
77	APR. 1		SAN JOSE	7-1	W	36-35-6	78
78	APR. 3	@	Los Angeles	5-4	W	37-35-6	80
79	APR. 6	@	Colorado	2-1	L	37-36-6	80
80	APR. 7		DALLAS	2-2	T	37-36-7	81
81	APR. 9	@	Vancouver	6-4	L	37-37-7	81
82	APR. 11	@	Edmonton	6-2	W	38-37-7	83

1997-98 PHOENIX COYOTES

35-35-12 (82 points)
4th Central Division

PLAYER	GP	G	A	PTS	PIM
Keith Tkachuk	69	40	26	66	147
Jeremy Roenick	79	24	32	56	103
Cliff Ronning	80	11	44	55	36
Craig Janney	68	10	43	53	12
Teppo Numminen	82	11	40	51	30
Rick Tocchet	68	26	19	45	157
Dallas Drake	60	11	29	40	71
Mike Gartner	60	12	15	27	24
Bob Corkum	76	12	9	21	28
Oleg Tverdovsky	46	7	12	19	12
Gerald Diduck	78	8	10	18	118
Brad Isbister	66	9	8	17	102
John Slaney	55	3	14	17	24
Darrin Shannon	58	2	12	14	26
Juha Ylonen	55	1	11	12	10
Shane Doan	33	5	6	11	35
Deron Quint	32	4	7	11	16
#Jayson More	41	5	5	10	53
Mike Stapleton	64	5	5	10	36

PLAYER	GP	G	A	PTS	PIM
Norm Maciver	41	2	6	8	38
Jim McKenzie	64	3	4	7	146
*Keith Carney	20	1	6	7	18
Michel Petit	32	4	2	6	77
Jocelyn Lemieux	30	3	3	6	27
Murray Baron	45	1	5	6	106
Jim Johnson	16	2	1	3	18
*Mark Janssens	7	1	2	3	4
Nikolai Khabibulin	70	0	2	2	22
Daniel Briere	5	1	0	1	2
Jason Doig	4	0	1	1	12
Sean Gagnon	5	0	1	1	14
#Chad Kilger	10	0	1	1	4
Jeff Christian	1	0	0	0	0
Brad Tiley	1	0	0	0	0
Scott Levins	2	0	0	0	5
Scott Langkow	3	0	0	0	0
Jimmy Waite	17	0	0	0	2
*Jim Cummins	20	0	0	0	47

GOALTENDER	GP	MIN	GAA	W-L-T	SO	GA	SA	SV%
Jimmy Waite	17	793	2.12	5-6-1	1	28	322	.913
Nikolai Khabibulin	70	4026	2.74	30-28-10	4	184	1835	.900
Scott Langkow	3	137	4.38	0-1-1	0	10	60	.833

* - Acquired during season # - Relocated during season

#	DATE	H/R	OPPONENT	SCORE	RES	RECORD	PTS
1	OCT. 1		CHICAGO	6-2	W	1-0-0	2
2	OCT. 3	@	St. Louis	7-2	L	1-1-0	2
3	OCT. 5	@	Philadelphia	2-1	W	2-1-0	4
4	OCT. 8		BOSTON	3-2	L	2-2-0	4
5	OCT. 11	@	Colorado	3-3	T	2-2-1	5
6	OCT. 13		CHICAGO	2-1	W	3-2-1	7
7	OCT. 19		SAN JOSE	5-3	W	4-2-1	9
8	OCT. 21		ANAHEIM	4-3	L	4-3-1	9
9	OCT. 23		WASHINGTON	3-3	T	4-3-2	10
10	OCT. 26		BUFFALO	6-1	W	5-3-2	12
11	OCT. 29	@	Edmonton	3-2	L	5-4-2	12
12	OCT. 30	@	Calgary	4-2	L	5-5-2	12
13	NOV. 2		CALGARY	3-1	W	6-5-2	14
14	NOV. 5	@	Montreal	4-2	L	6-6-2	14
15	NOV. 6	@	Ottawa	4-1	L	6-7-2	14
16	NOV. 8	@	Toronto	3-0	W	7-7-2	16
17	NOV. 11		TAMPA BAY	5-2	W	8-7-2	18
18	NOV. 13		MONTREAL	5-2	L	8-8-2	18
19	NOV. 15	@	San Jose	3-2	W	9-8-2	20
20	NOV. 17		EDMONTON	6-3	W	10-8-2	22
21	NOV. 20	@	Vancouver	4-2	L	10-9-2	22
22	NOV. 22		TORONTO	2-0	W	11-9-2	24
23	NOV. 25		ST. LOUIS	3-2	W	12-9-2	26
24	NOV. 27		DALLAS	4-1	L	12-10-2	26
25	NOV. 29	@	Dallas	5-2	L	12-11-2	26
26	DEC. 1	@	Florida	3-2	W	13-11-2	28
27	DEC. 3	@	Tampa Bay	2-1	L	13-12-2	28
28	DEC. 5	@	Carolina	2-2	T	13-12-3	29
29	DEC. 6	@	NY Islanders	4-0	L	13-13-3	29
30	DEC. 8	@	NY Rangers	3-1	L	13-14-3	29
31	DEC. 10	@	Chicago	3-3	T	13-14-4	30
32	DEC. 12		PITTSBURGH	2-2	T	13-14-5	31
33	DEC. 14		DETROIT	3-3	T	13-14-6	32
34	DEC. 17		VANCOUVER	5-1	L	13-15-6	32
35	DEC. 19	@	Anaheim	6-2	W	14-15-6	34
36	DEC. 20		TORONTO	3-2	L	14-16-6	34
37	DEC. 23		CALGARY	2-2	T	14-16-7	35
38	DEC. 26	@	San Jose	4-0	W	15-16-7	37
39	DEC. 27	@	Los Angeles	4-2	W	16-16-7	39
40	DEC. 29	@	Calgary	5-3	W	17-16-7	41
41	JAN. 1		LOS ANGELES	4-0	W	18-16-7	43
42	JAN. 3		NY ISLANDERS	2-1	W	19-16-7	45
43	JAN. 6	@	Detroit	2-0	L	19-17-7	45
44	JAN. 8	@	Boston	5-2	L	19-18-7	45
45	JAN. 9	@	Chicago	4-2	W	20-18-7	47
46	JAN. 11		OTTAWA	4-4	T	20-18-8	48
47	JAN. 14		FLORIDA	3-2	W	21-18-8	50
48	JAN. 20	@	Edmonton	6-2	L	21-19-8	50
49	JAN. 21	@	Vancouver	6-1	W	22-19-8	52
50	JAN. 24		EDMONTON	5-2	L	22-20-8	52
51	JAN. 26		VANCOUVER	4-2	W	23-20-8	54
52	JAN. 28	@	Detroit	4-4	T	23-20-9	55
53	JAN. 30	@	Buffalo	3-3	T	23-20-10	56
54	JAN. 31	@	Toronto	5-2	W	24-20-10	58
55	FEB. 3		CHICAGO	4-2	L	24-21-10	58
56	FEB. 5		PHILADELPHIA	6-2	L	24-22-10	58
57	FEB. 7		NY RANGERS	1-1	T	24-22-11	59
58	FEB. 25		COLORADO	4-2	L	24-23-11	59
59	FEB. 26	@	Colorado	3-0	L	24-24-11	59
60	FEB. 28	@	Dallas	4-0	L	24-25-11	59
61	MAR. 2		DETROIT	3-1	L	24-26-11	59
62	MAR. 6		CAROLINA	5-4	L	24-27-11	59
63	MAR. 8	@	Dallas	1-1	T	24-27-12	60
64	MAR. 10		LOS ANGELES	4-3	L	24-28-12	60
65	MAR. 12		DALLAS	5-4	W	25-28-12	62
66	MAR. 14	@	St. Louis	2-0	W	26-28-12	64
67	MAR. 16	@	Washington	2-1	L	26-29-12	64
68	MAR. 19		COLORADO	4-3	L	26-30-12	64
69	MAR. 21	@	Los Angeles	3-2	L	26-31-12	64
70	MAR. 22		SAN JOSE	3-1	W	27-31-12	66
71	MAR. 24		TORONTO	4-2	W	28-31-12	68
72	MAR. 28		NEW JERSEY	3-0	L	28-32-12	68
73	APR. 1	@	Anaheim	5-1	W	29-32-12	70
74	APR. 3		ANAHEIM	6-3	W	30-32-12	72
75	APR. 5	@	New Jersey	3-2	L	30-33-12	72
76	APR. 7	@	Pittsburgh	2-1	W	31-33-12	74
77	APR. 9	@	Detroit	5-1	L	31-34-12	74
78	APR. 11	@	St. Louis	4-3	W	32-34-12	76
79	APR. 12	@	Chicago	2-1	W	33-34-12	78
80	APR. 14		DETROIT	2-1	W	34-34-12	80
81	APR. 16		DALLAS	3-2	W	35-34-12	82
82	APR. 18		ST. LOUIS	5-4	L	35-35-12	82

1998-99 PHOENIX COYOTES

39-31-12 (90 points)
2nd Pacific Division

PLAYER	GP	G	A	PTS	PIM
Jeremy Roenick	78	24	48	72	130
Keith Tkachuk	68	36	32	68	151
Rick Tocchet	81	26	30	56	147
Greg Adams	75	19	24	43	26
Teppo Numminen	82	10	30	40	30
Dallas Drake	53	9	22	31	65
Jyrki Lumme	60	7	21	28	34
Oleg Tverdovsky	82	7	18	25	32
Juha Ylonen	59	6	17	23	20
Daniel Briere	64	8	14	22	30
Shane Doan	79	6	16	22	54
Bob Corkum	77	9	10	19	17
Mike Stapleton	76	9	9	18	34
Keith Carney	82	2	14	16	62
*Robert Reichel	13	7	6	13	4
Deron Quint	60	5	8	13	20
#Brad Isbister	32	4	4	8	46
Jim Cummins	55	1	7	8	190
#Cliff Ronning	7	2	5	7	2
*J.J. Daigneault	35	0	7	7	32
Mike Sullivan	63	2	4	6	24

PLAYER	GP	G	A	PTS	PIM
Trevor Letowski	14	2	2	4	2
Tavis Hansen	20	2	1	3	12
Rob Murray	13	1	2	3	4
*Stephen Leach	22	1	1	2	37
Gerald Diduck	44	0	2	2	72
#Jason Doig	9	0	1	1	10
*Jamie Huscroft	11	0	1	1	27
*Stan Neckar	11	0	1	1	10
Andrei Vasilyev	1	0	0	0	0
#J.F. Jomphe	1	0	0	0	2
Scott Langkow	1	0	0	0	0
Joe Dziedzic	2	0	0	0	0
Sean Gagnon	2	0	0	0	7
Robert Esche	3	0	0	0	0
*Mikhail Shtalenkov	4	0	0	0	0
*Brian Noonan	7	0	0	0	0
Brad Tiley	8	0	0	0	0
#Bryan Helmer	11	0	0	0	23
Louie DeBrusk	15	0	0	0	34
Jimmy Waite	16	0	0	0	2
Nikolai Khabibulin	63	0	0	0	8

GOALTENDER	GP	MIN	GAA	W-L-T	SO	GA	SA	SV%
Nikolai Khabibulin	63	3657	2.13	32-23-7	8	130	1681	.923
*Mikhail Shtalenkov	4	243	2.22	1-2-1	0	9	104	.913
Jimmy Waite	16	898	2.74	6-5-4	1	41	390	.895
Robert Esche	3	130	3.23	0-1-0	0	7	50	.860
Scott Langkow	1	35	5.14	0-0-0	0	3	17	.824

* - Acquired during season # - Relocated during season

#	DATE	H/R	OPPONENT	SCORE	RES	RECORD	PTS
1	OCT. 11		OTTAWA	4-1	L	0-1-0	0
2	OCT. 15		COLORADO	5-2	W	1-1-0	2
3	OCT. 19		BOSTON	3-1	W	2-1-0	4
4	OCT. 22	@	Dallas	2-1	L	2-2-0	4
5	OCT. 25	@	Anaheim	2-2	T	2-2-1	5
6	OCT. 26	@	Colorado	5-1	W	3-2-1	7
7	OCT. 28	@	San Jose	4-2	W	4-2-1	9
8	NOV. 1	@	Los Angeles	3-0	W	5-2-1	11
9	NOV. 6		DETROIT	3-1	W	6-2-1	13
10	NOV. 10		COLORADO	1-1	T	6-2-2	14
11	NOV. 11	@	Dallas	2-0	W	7-2-2	16
12	NOV. 14		TAMPA BAY	4-1	W	8-2-2	18
13	NOV. 18		VANCOUVER	4-2	W	9-2-2	20
14	NOV. 20	@	San Jose	2-1	W	10-2-2	22
15	NOV. 21		EDMONTON	3-2	W	11-2-2	24
16	NOV. 24		CHICAGO	3-2	W	12-2-2	26
17	NOV. 26		NEW JERSEY	3-2	W	13-2-2	28
18	NOV. 28	@	Los Angeles	4-0	W	14-2-2	30
19	DEC. 2	@	Edmonton	4-3	L	14-3-2	30
20	DEC. 5	@	Calgary	3-2	W	15-3-2	32
21	DEC. 6	@	Vancouver	3-3	T	15-3-3	33
22	DEC. 9		MONTREAL	4-2	W	16-3-3	35
23	DEC. 12	@	Ottawa	2-0	W	17-3-3	37
24	DEC. 14	@	Montreal	2-2	T	17-3-4	38
25	DEC. 16	@	Tampa Bay	5-2	L	17-4-4	38
26	DEC. 17	@	St. Louis	3-2	L	17-5-4	38
27	DEC. 20		NY ISLANDERS	4-2	W	18-5-4	40
28	DEC. 22	@	Detroit	6-2	W	19-5-4	42
29	DEC. 23	@	Chicago	4-3	L	19-6-4	42
30	DEC. 26	@	Los Angeles	2-1	W	20-6-4	44
31	DEC. 28		LOS ANGELES	4-2	L	20-7-4	44
32	DEC. 30		NY RANGERS	3-1	W	21-7-4	46
33	JAN. 1		DALLAS	2-1	L	21-8-4	46
34	JAN. 5		FLORIDA	2-2	T	21-8-5	47
35	JAN. 7		EDMONTON	7-1	L	21-9-5	47
36	JAN. 8	@	Anaheim	4-1	L	21-10-5	47
37	JAN. 11		BUFFALO	1-0	W	22-10-5	49
38	JAN. 13		PITTSBURGH	5-3	W	23-10-5	51
39	JAN. 15	@	Nashville	2-0	L	23-11-5	51
40	JAN. 17	@	Chicago	1-1	T	23-11-6	52
41	JAN. 19		ST. LOUIS	4-2	W	24-11-6	54
42	JAN. 21		ANAHEIM	3-3	T	24-11-7	55
43	JAN. 26	@	Buffalo	1-1	T	24-11-8	56
44	JAN. 28	@	Philadelphia	4-2	L	24-12-8	56
45	JAN. 29	@	NY Islanders	4-4	T	24-12-9	57
46	JAN. 31	@	Nashville	5-1	W	25-12-9	59
47	FEB. 2		CALGARY	2-2	T	25-12-10	60
48	FEB. 4		SAN JOSE	3-1	W	26-12-10	62
49	FEB. 6		CHICAGO	3-0	W	27-12-10	64
50	FEB. 8		SAN JOSE	3-0	L	27-13-10	64
51	FEB. 10		LOS ANGELES	3-0	W	28-13-10	66
52	FEB. 13	@	Colorado	4-1	W	29-13-10	68
53	FEB. 14		ANAHEIM	5-1	L	29-14-10	68
54	FEB. 16		PHILADELPHIA	4-1	L	29-15-10	68
55	FEB. 19	@	Tampa Bay	4-2	L	29-16-10	68
56	FEB. 20	@	Florida	7-1	L	29-17-10	68
57	FEB. 22	@	Pittsburgh	4-1	L	29-18-10	68
58	FEB. 24	@	Washington	2-1	W	30-18-10	70
59	FEB. 26	@	NY Rangers	3-0	L	30-19-10	70
60	FEB. 28	@	New Jersey	4-1	L	30-20-10	70
61	MAR. 2	@	Boston	3-2	L	30-21-10	70
62	MAR. 5		DETROIT	7-2	L	30-22-10	70
63	MAR. 7		NASHVILLE	4-3	W	31-22-10	72
64	MAR. 9	@	San Jose	4-2	L	31-23-10	72
65	MAR. 11		VANCOUVER	3-0	L	31-24-10	72
66	MAR. 13		ANAHEIM	1-0	W	32-24-10	74
67	MAR. 15		CAROLINA	5-5	T	32-24-11	75
68	MAR. 17	@	Detroit	4-3	W	33-24-11	77
69	MAR. 18	@	St. Louis	2-2	T	33-24-12	78
70	MAR. 21		LOS ANGELES	4-1	W	34-24-12	80
71	MAR. 23		DALLAS	3-2	L	34-25-12	80
72	MAR. 25		WASHINGTON	4-2	W	35-25-12	82
73	MAR. 27		CALGARY	2-1	W	36-25-12	84
74	MAR. 29	@	Vancouver	1-0	L	36-26-12	84
75	MAR. 30	@	Edmonton	7-4	W	37-26-12	86
76	APR. 1	@	Calgary	4-1	W	38-26-12	88
77	APR. 6		SAN JOSE	1-0	L	38-27-12	88
78	APR. 9		NASHVILLE	4-3	L	38-28-12	88
79	APR. 11	@	Anaheim	3-0	L	38-29-12	88
80	APR. 14	@	Dallas	4-2	L	38-30-12	88
81	APR. 15		ST. LOUIS	6-4	L	38-31-12	88
82	APR. 17		DALLAS	2-0	W	39-31-12	90

1999-2000 PHOENIX COYOTES

39-31-8-4 (90 points)
3rd Pacific Division

PLAYER	GP	G	A	PTS	PIM
Jeremy Roenick	75	34	44	78	102
Shane Doan	81	26	25	51	66
Travis Green	78	25	21	46	45
Greg Adams	69	19	27	46	14
Dallas Drake	79	15	30	45	62
Keith Tkachuk	50	22	21	43	82
Teppo Numminen	79	8	34	42	16
Jyrki Lumme	74	8	32	40	44
Trevor Letowski	82	19	20	39	20
#Rick Tocchet	64	12	17	29	67
Juha Ylonen	76	6	23	29	12
Mika Alatalo	82	10	17	27	36
Keith Carney	82	4	20	24	87
Mike Sullivan	79	5	10	15	10
Benoit Hogue	27	3	10	13	10
#Deron Quint	50	3	7	10	22
Stan Neckar	66	2	8	10	36

PLAYER	GP	G	A	PTS	PIM
*Lyle Odelein	16	1	7	8	19
Louie DeBrusk	61	4	3	7	78
#Todd Gill	41	1	6	7	30
J.J. Daigneault	53	1	6	7	22
*Mikael Renberg	10	2	4	6	2
Radoslav Suchy	60	0	6	6	16
#Mikhail Shtalenkov	15	0	3	3	2
Daniel Briere	13	1	1	2	0
David Oliver	9	1	0	1	2
Jean-Guy Trudel	1	0	0	0	0
Wyatt Smith	2	0	0	0	0
Kevin Sawyer	3	0	0	0	12
Tavis Hansen	5	0	0	0	0
Robert Esche	8	0	0	0	4
*Chris Joseph	9	0	0	0	0
Bob Essensa	30	0	0	0	0
*Sean Burke	35	0	0	0	10

GOALTENDER	GP	MIN	GAA	W-L-T	SO	GA	SA	SV%
#Mikhail Shtalenkov	15	904	2.39	7-6-2	2	36	370	.903
*Sean Burke	35	2074	2.55	17-14-3	3	88	1022	.914
Bob Essensa	30	1573	2.78	13-10-3	1	73	719	.898
Robert Esche	8	408	3.38	2-5-0	0	23	215	.893

* - Acquired during season # - Relocated during season

#	DATE	H/R	OPPONENT	SCORE	RES	RECORD	PTS
1	OCT. 2	@	St. Louis	2-1	W	1-0-0-0	2
2	OCT. 5		ANAHEIM	4-0	W	2-0-0-0	4
3	OCT. 8	@	Chicago	3-3	T	2-0-1-0	5
4	OCT. 10	@	NY Rangers	4-2	L	2-1-1-0	5
5	OCT. 11	@	Buffalo	2-2	T	2-1-2-0	6
6	OCT. 14		OTTAWA	4-3	W	3-1-2-0	8
7	OCT. 16		BOSTON	2-1	W	4-1-2-0	10
8	OCT. 22	@	Los Angeles	6-3	W	5-1-2-0	12
9	OCT. 23		WASHINGTON	2-2	T	5-1-3-0	13
10	OCT. 26	@	Edmonton	3-1	L	5-2-3-0	13
11	OCT. 28	@	Vancouver	4-1	W	6-2-3-0	15
12	OCT. 30	@	Colorado	5-3	W	7-2-3-0	17
13	OCT. 31	@	Anaheim	3-0	W	8-2-3-0	19
14	NOV. 3	@	San Jose	6-3	L	8-3-3-0	19
15	NOV. 5		DALLAS	6-4	L	8-4-3-0	19
16	NOV. 10		EDMONTON	5-4	W	9-4-3-0	21
17	NOV. 12		VANCOUVER	3-2	L	9-5-3-0	21
18	NOV. 14		LOS ANGELES	3-2	L	9-6-3-0	21
19	NOV. 16		CALGARY	2-1	W	10-6-3-0	23
20	NOV. 18	@	Los Angeles	3-2	W	11-6-3-0	25
21	NOV. 20		CHICAGO	3-1	W	12-6-3-0	27
22	NOV. 25		NEW JERSEY	4-2	W	13-6-3-0	29
23	NOV. 26		COLORADO	7-0	W	14-6-3-0	31
24	NOV. 28	@	Detroit	4-3	W	15-6-3-0	33
25	NOV. 30	@	Nashville	6-3	W	16-6-3-0	35
26	DEC. 2		TAMPA BAY	3-1	W	17-6-3-0	37
27	DEC. 4		ANAHEIM	2-1	L	17-7-3-0	37
28	DEC. 6	@	Dallas	3-2	W	18-7-3-0	39
29	DEC. 8		FLORIDA	6-1	L	18-8-3-0	39
30	DEC. 11	@	Pittsburgh	4-2	L	18-9-3-0	39
31	DEC. 13	@	Boston	2-0	L	18-10-3-0	39
32	DEC. 16	@	Philadelphia	5-3	L	18-11-3-0	39
33	DEC. 19		SAN JOSE	4-3	W	19-11-3-0	41
34	DEC. 21		ST. LOUIS	6-0	L	19-12-3-0	41
35	DEC. 22	@	Anaheim	8-2	W	20-12-3-0	43
36	DEC. 26	@	Los Angeles	3-2	W	21-12-3-0	45
37	DEC. 28		NY RANGERS	2-2	T	21-12-4-0	46
38	JAN. 1		EDMONTON	5-4	L	21-13-4-0	46
39	JAN. 4	@	Detroit	5-2	W	22-13-4-0	48
40	JAN. 6	@	Ottawa	5-2	L	22-14-4-0	48
41	JAN. 8	@	New Jersey	4-3	L	22-15-4-0	48
42	JAN. 10	@	NY Islanders	2-2	T	22-15-5-0	49
43	JAN. 12		PITTSBURGH	3-1	W	23-15-5-0	51
44	JAN. 15		ANAHEIM	4-2	W	24-15-5-0	53
45	JAN. 17	@	Colorado	2-0	L	24-16-5-0	53
46	JAN. 18	@	Nashville	4-4	T	24-16-6-0	54
47	JAN. 20		BUFFALO	2-1	W	25-16-6-0	56
48	JAN. 23		SAN JOSE	3-2	W	26-16-6-0	58
49	JAN. 27	@	Carolina	4-2	W	27-16-6-0	60
50	JAN. 28	@	Washington	3-2	OL	27-16-6-1	61
51	JAN. 31		DETROIT	5-3	W	28-16-6-1	63
52	FEB. 1	@	San Jose	1-0	W	29-16-6-1	65
53	FEB. 3		DALLAS	2-0	L	29-17-6-1	65
54	FEB. 9		LOS ANGELES	5-2	L	29-18-6-1	65
55	FEB. 12		CALGARY	4-3	W	30-18-6-1	67
56	FEB. 14		DETROIT	3-1	L	30-19-6-1	67
57	FEB. 18	@	Dallas	4-3	W	31-19-6-1	69
58	FEB. 20		ATLANTA	4-2	W	32-19-6-1	71
59	FEB. 22	@	Montreal	1-0	L	32-20-6-1	71
60	FEB. 23	@	Toronto	5-3	L	32-21-6-1	71
61	FEB. 25	@	Calgary	3-3	T	32-21-7-1	72
62	FEB. 27	@	Vancouver	2-1	L	32-22-7-1	72
63	MAR. 1		CAROLINA	7-5	W	33-22-7-1	74
64	MAR. 3		DALLAS	4-1	L	33-23-7-1	74
65	MAR. 5	@	Chicago	7-3	L	33-24-7-1	74
66	MAR. 7	@	St. Louis	4-0	L	33-25-7-1	74
67	MAR. 9		NY ISLANDERS	5-0	W	34-25-7-1	76
68	MAR. 11		VANCOUVER	5-0	W	35-25-7-1	78
69	MAR. 13		PHILADELPHIA	4-1	L	35-26-7-1	78
70	MAR. 15		ST. LOUIS	5-3	L	35-27-7-1	78
71	MAR. 17		NASHVILLE	4-3	OL	35-27-7-2	79
72	MAR. 21		CHICAGO	3-0	L	35-28-7-2	79
73	MAR. 23		COLORADO	4-2	L	35-29-7-2	79
74	MAR. 24	@	San Jose	5-1	L	35-30-7-2	79
75	MAR. 26	@	Anaheim	4-3	OL	35-30-7-3	80
76	MAR. 29	@	Atlanta	3-2	W	36-30-7-3	82
77	MAR. 31	@	Calgary	3-1	W	37-30-7-3	84
78	APR. 1	@	Edmonton	4-3	OL	37-30-7-4	85
79	APR. 3		LOS ANGELES	2-1	W	38-30-7-4	87
80	APR. 5		NASHVILLE	3-2	W	39-30-7-4	89
81	APR. 7		SAN JOSE	3-1	L	39-31-7-4	89
82	APR. 9	@	Dallas	2-2	T	39-31-8-4	90

**Records for '99-00 are "adjusted" to reflect overtime losses instead of regulation ties.*

2000-01 PHOENIX COYOTES

35-27-17-3 (90 points)
4th Pacific Division

PLAYER	GP	G	A	PTS	PIM
Jeremy Roenick	80	30	46	76	114
#Keith Tkachuk	64	29	42	71	108
Shane Doan	76	26	37	63	89
Joé Juneau	69	10	23	33	28
Landon Wilson	70	18	13	31	92
Teppo Numminen	72	5	26	31	36
Travis Green	69	13	15	28	63
Claude Lemieux	46	10	16	26	58
Brad May	62	11	14	25	107
Jyrki Lumme	58	4	21	25	44
Juha Ylonen	69	9	14	23	38
Trevor Letowski	77	7	15	22	32
Mika Alatalo	70	7	12	19	22
Ossi Vaananen	81	4	12	16	90
Keith Carney	82	2	14	16	86
Daniel Briere	30	11	4	15	12
Wyatt Smith	42	3	7	10	13

PLAYER	GP	G	A	PTS	PIM
Radoslav Suchy	72	0	10	10	22
Mike Sullivan	72	5	4	9	16
*Michal Handzus	10	4	4	8	21
*Mike Johnson	12	2	3	5	4
#Stan Neckar	53	2	2	4	63
*Paul Mara	16	0	4	4	14
Joel Bouchard	32	1	2	3	22
Robert Esche	25	0	3	3	2
#Chris Joseph	24	1	1	2	16
*Ladislav Nagy	6	0	1	1	2
*Todd Simpson	13	0	1	1	12
Sean Burke	62	0	1	1	16
Brad Ralph	1	0	0	0	0
David Cullen	2	0	0	0	0
Tavis Hansen	7	0	0	0	4
Louie DeBrusk	39	0	0	0	79

GOALTENDER	GP	MIN	GAA	W-L-T	SO	GA	SA	SV%
Sean Burke	62	3644	2.27	25-22-13	4	138	1766	.922
Robert Esche	25	1350	3.02	10-8-4	2	68	657	.896

* - Acquired during season # - Relocated during season

#	DATE	H/R	OPPONENT	SCORE	RES	RECORD	PTS
1	OCT. 5		ST. LOUIS	4-1	W	1-0-0-0	2
2	OCT. 7		MINNESOTA	4-1	W	2-0-0-0	4
3	OCT. 12	@	San Jose	2-1	L	2-1-0-0	4
4	OCT. 14		PHILADELPHIA	6-3	W	3-1-0-0	6
5	OCT. 15	@	Los Angeles	6-5	W	4-1-0-0	8
6	OCT. 18		FLORIDA	2-1	W	5-1-0-0	10
7	OCT. 21	@	Vancouver	3-2	W	6-1-0-0	12
8	OCT. 22	@	Edmonton	3-3	T	6-1-1-0	13
9	OCT. 24	@	Calgary	2-2	T	6-1-2-0	14
10	OCT. 27	@	Dallas	4-2	W	7-1-2-0	16
11	OCT. 28		LOS ANGELES	3-1	W	8-1-2-0	18
12	OCT. 30	@	Colorado	4-0	W	9-1-2-0	20
13	NOV. 1	@	Anaheim	1-1	T	9-1-3-0	21
14	NOV. 3		DALLAS	2-2	T	9-1-4-0	22
15	NOV. 7	@	Los Angeles	3-3	T	9-1-5-0	23
16	NOV. 8		DETROIT	4-2	L	9-2-5-0	23
17	NOV. 11	@	Columbus	2-1	L	9-3-5-0	23
18	NOV. 12	@	NY Rangers	2-0	W	10-3-5-0	25
19	NOV. 14	@	Washington	2-2	T	10-3-6-0	26
20	NOV. 16		COLORADO	6-3	W	11-3-6-0	28
21	NOV. 18		ANAHEIM	6-2	L	11-4-6-0	28
22	NOV. 21		CHICAGO	4-1	L	11-5-6-0	28
23	NOV. 25	@	St. Louis	5-1	L	11-6-6-0	28
24	NOV. 26	@	Philadelphia	2-1	W	12-6-6-0	30
25	NOV. 29	@	Colorado	2-1	L	12-7-6-0	30
26	NOV. 30		MINNESOTA	2-0	W	13-7-6-0	32
27	DEC. 2		DALLAS	5-2	L	13-8-6-0	32
28	DEC. 6		VANCOUVER	1-1	T	13-8-7-0	33
29	DEC. 10		COLUMBUS	1-1	T	13-8-8-0	34
30	DEC. 14		TAMPA BAY	3-2	W	14-8-8-0	36
31	DEC. 16		SAN JOSE	2-1	OL	14-8-8-1	37
32	DEC. 20		CALGARY	4-2	W	15-8-8-1	39
33	DEC. 22		ATLANTA	5-1	W	16-8-8-1	41
34	DEC. 27	@	Chicago	1-1	T	16-8-9-1	42
35	DEC. 29	@	Minnesota	2-2	T	16-8-10-1	43
36	DEC. 30	@	St. Louis	2-1	L	16-9-10-1	43
37	JAN. 1		SAN JOSE	3-2	L	16-10-10-1	43
38	JAN. 4		NY RANGERS	3-1	W	17-10-10-1	45
39	JAN. 6	@	NY Islanders	2-1	W	18-10-10-1	47
40	JAN. 9	@	Detroit	2-2	T	18-10-11-1	48
41	JAN. 10	@	New Jersey	5-1	L	18-11-11-1	48
42	JAN. 12	@	Toronto	3-2	L	18-12-11-1	48
43	JAN. 13	@	Montreal	5-2	L	18-13-11-1	48
44	JAN. 15		ST. LOUIS	3-1	W	19-13-11-1	50
45	JAN. 17		PITTSBURGH	5-4	W	20-13-11-1	52
46	JAN. 19	@	Anaheim	4-3	W	21-13-11-1	54
47	JAN. 21		DALLAS	5-2	W	22-13-11-1	56
48	JAN. 23	@	Calgary	4-2	W	23-13-11-1	58
49	JAN. 24	@	Vancouver	6-2	L	23-14-11-1	58
50	JAN. 26	@	Edmonton	1-1	T	23-14-12-1	59
51	JAN. 29		NASHVILLE	5-2	L	23-15-12-1	59
52	FEB. 1		ANAHEIM	4-2	L	23-16-12-1	59
53	FEB. 7		CAROLINA	2-1	OL	23-16-12-2	60
54	FEB. 9		EDMONTON	2-0	W	24-16-12-2	62
55	FEB. 11		CHICAGO	3-2	W	25-16-12-2	64
56	FEB. 13	@	Tampa Bay	5-2	W	26-16-12-2	66
57	FEB. 14	@	Florida	4-3	L	26-17-12-2	66
58	FEB. 16	@	Carolina	2-0	W	27-17-12-2	68
59	FEB. 18		CALGARY	4-1	L	27-18-12-2	68
60	FEB. 21		COLUMBUS	3-2	W	28-18-12-2	70
61	FEB. 23	@	Buffalo	7-3	W	29-18-12-2	72
62	FEB. 25	@	Detroit	6-3	L	29-19-12-2	72
63	FEB. 27	@	Boston	7-4	L	29-20-12-2	72
64	FEB. 28	@	Columbus	5-2	L	29-21-12-2	72
65	MAR. 2		DETROIT	2-2	T	29-21-13-2	73
66	MAR. 4		COLORADO	5-0	L	29-22-13-2	73
67	MAR. 6		NASHVILLE	5-1	W	30-22-13-2	75
68	MAR. 8		VANCOUVER	3-2	W	31-22-13-2	77
69	MAR. 10		MONTREAL	3-3	T	31-22-14-2	78
70	MAR. 14		NEW JERSEY	3-2	L	31-23-14-2	78
71	MAR. 16	@	Dallas	1-1	T	31-23-15-2	79
72	MAR. 17	@	Nashville	4-1	L	31-24-15-2	79
73	MAR. 19	@	Los Angeles	6-2	L	31-25-15-2	79
74	MAR. 21		OTTAWA	5-2	L	31-26-15-2	79
75	MAR. 24		EDMONTON	7-4	W	32-26-15-2	81
76	MAR. 25		NY ISLANDERS	2-2	T	32-26-16-2	82
77	MAR. 28	@	Minnesota	2-0	W	33-26-16-2	84
78	MAR. 29	@	Nashville	4-3	OL	33-26-16-3	85
79	MAR. 31		SAN JOSE	3-1	W	34-26-16-3	87
80	APR. 3		LOS ANGELES	2-2	T	34-26-17-3	88
81	APR. 5	@	San Jose	3-0	L	34-27-17-3	88
82	APR. 6	@	Anaheim	5-2	W	35-27-17-3	90

2001-02 PHOENIX COYOTES

40-27-9-6 (95 points)
2nd Pacific Division

PLAYER	GP	G	A	PTS	PIM
Daymond Langkow	80	27	35	62	36
Daniel Briere	78	32	28	60	52
Shane Doan	81	20	29	49	61
Teppo Numminen	76	13	35	48	20
Michal Handzus	79	15	30	45	34
Ladislav Nagy	74	23	19	42	50
Claude Lemieux	82	16	25	41	70
Danny Markov	72	6	30	36	67
Mike Johnson	57	5	22	27	28
Paul Mara	75	7	17	24	58
Krystofer Kolanos	57	11	11	22	48
Brad May	72	10	12	22	95
Landon Wilson	47	7	12	19	46
Radoslav Suchy	81	4	13	17	10
#Sergei Berezin	41	7	9	16	4
Todd Simpson	67	2	13	15	152
Ossi Vaananen	76	2	12	14	74
*Brian Savage	30	6	6	12	8
*Andrei Nazarov	30	6	3	9	51

PLAYER	GP	G	A	PTS	PIM
#Trevor Letowski	33	2	6	8	4
Branko Radivojevic	18	4	2	6	4
*Drake Berehowsky	32	1	4	5	42
Mike Sullivan	42	1	2	3	16
#Todd Warriner	18	0	3	3	8
*Denis Pederson	19	1	1	2	20
Jason Jaspers	4	0	1	1	4
Sean Burke	60	0	1	1	14
*Darcy Hordichuk	1	0	0	0	14
#Kirill Safronov	1	0	0	0	0
Jean-Guy Trudel	3	0	0	0	2
Patrick DesRochers	5	0	0	0	2
Martin Grenier	5	0	0	0	5
*Sebastien Bordeleau	6	0	0	0	2
#Tyler Bouck	7	0	0	0	4
Dan Focht	8	0	0	0	11
Wyatt Smith	10	0	0	0	0
#David Cullen	14	0	0	0	6
Robert Esche	22	0	0	0	16

GOALTENDER	GP	MIN	GAA	W-L-T	SO	GA	SA	SV%
Sean Burke	60	3587	2.29	33-21-6	5	137	1711	.920
Robert Esche	22	1145	2.72	6-10-2	1	52	533	.902
Patrick DesRochers	5	243	3.70	1-2-1	0	15	99	.848

* - Acquired during season # - Relocated during season

#	DATE	H/R	OPPONENT	SCORE	RES	RECORD	PTS
1	OCT. 4	@	Los Angeles	2-2	T	0-0-1-0	1
2	OCT. 6	@	Edmonton	6-2	L	0-1-1-0	1
3	OCT. 8	@	Calgary	2-1	W	1-1-1-0	3
4	OCT. 11	@	Chicago	3-0	L	1-2-1-0	3
5	OCT. 13		WASHINGTON	5-2	W	2-2-1-0	5
6	OCT. 16		BOSTON	1-1	T	2-2-2-0	6
7	OCT. 18	@	Dallas	3-1	L	2-3-2-0	6
8	OCT. 20		VANCOUVER	5-2	W	3-3-2-0	8
9	OCT. 24		ANAHEIM	3-2	OL	3-3-2-1	9
10	OCT. 27		COLORADO	1-0	W	4-3-2-1	11
11	OCT. 30	@	Buffalo	3-2	W	5-3-2-1	13
12	NOV. 1	@	New Jersey	5-2	L	5-4-2-1	13
13	NOV. 2	@	Washington	2-2	T	5-4-3-1	14
14	NOV. 4	@	Carolina	1-0	OL	5-4-3-2	15
15	NOV. 7		DETROIT	3-1	L	5-5-3-2	15
16	NOV. 9	@	Dallas	5-1	W	6-5-3-2	17
17	NOV. 10	@	St. Louis	4-1	L	6-6-3-2	17
18	NOV. 13		EDMONTON	5-4	OL	6-6-3-3	18
19	NOV. 15		SAN JOSE	5-3	W	7-6-3-3	20
20	NOV. 17		NY ISLANDERS	6-1	W	8-6-3-3	22
21	NOV. 20		MINNESOTA	2-1	W	9-6-3-3	24
22	NOV. 23	@	Minnesota	5-2	L	9-7-3-3	24
23	NOV. 24	@	St. Louis	5-3	L	9-8-3-3	24
24	NOV. 27	@	Columbus	3-0	L	9-9-3-3	24
25	NOV. 29		NASHVILLE	1-0	W	10-9-3-3	26
26	DEC. 1		PITTSBURGH	5-2	W	11-9-3-3	28
27	DEC. 5		ST. LOUIS	3-0	W	12-9-3-3	30
28	DEC. 7	@	Detroit	1-1	T	12-9-4-3	31
29	DEC. 8	@	Montreal	3-3	T	12-9-5-3	32
30	DEC. 11	@	Toronto	6-3	L	12-10-5-3	32
31	DEC. 13	@	Ottawa	6-0	L	12-11-5-3	32
32	DEC. 15		DALLAS	6-2	L	12-12-5-3	32
33	DEC. 17		COLUMBUS	4-1	W	13-12-5-3	34
34	DEC. 19		CALGARY	6-3	W	14-12-5-3	36
35	DEC. 21	@	Anaheim	2-1	L	14-13-5-3	36
36	DEC. 23		ANAHEIM	4-0	L	14-14-5-3	36
37	DEC. 26		LOS ANGELES	1-1	T	14-14-6-3	37
38	DEC. 28		PHILADELPHIA	4-2	W	15-14-6-3	39
39	DEC. 30	@	San Jose	4-2	W	16-14-6-3	41
40	DEC. 31		NY RANGERS	5-0	W	17-14-6-3	43
41	JAN. 3		ATLANTA	2-1	W	18-14-6-3	45
42	JAN. 4	@	San Jose	5-3	L	18-15-6-3	45
43	JAN. 6		TAMPA BAY	3-0	L	18-16-6-3	45
44	JAN. 9		SAN JOSE	6-5	L	18-17-6-3	45
45	JAN. 15		DETROIT	2-2	T	18-17-7-3	46
46	JAN. 17	@	Colorado	3-2	OL	18-17-7-4	47
47	JAN. 19		BUFFALO	3-1	L	18-18-7-4	47
48	JAN. 21	@	Nashville	1-0	W	19-18-7-4	49
49	JAN. 23	@	Chicago	4-1	W	20-18-7-4	51
50	JAN. 25	@	Detroit	4-1	L	20-19-7-4	51
51	JAN. 26	@	Columbus	3-2	W	21-19-7-4	53
52	JAN. 28	@	Atlanta	4-2	W	22-19-7-4	55
53	JAN. 30	@	Florida	3-1	W	23-19-7-4	57
54	FEB. 4	@	Vancouver	4-2	L	23-20-7-4	57
55	FEB. 6		CHICAGO	5-2	L	23-21-7-4	57
56	FEB. 8		LOS ANGELES	6-5	W	24-21-7-4	59
57	FEB. 10		EDMONTON	4-3	L	24-22-7-4	59
58	FEB. 12		CALGARY	4-3	W	25-22-7-4	61
59	FEB. 13	@	Los Angeles	2-2	T	25-22-8-4	62
60	FEB. 26		DALLAS	5-1	W	26-22-8-4	64
61	FEB. 28	@	Colorado	2-1	OL	26-22-8-5	65
62	MAR. 3		COLUMBUS	2-1	W	27-22-8-5	67
63	MAR. 5		NEW JERSEY	4-1	W	28-22-8-5	69
64	MAR. 7		VANCOUVER	6-1	W	29-22-8-5	71
65	MAR. 9		OTTAWA	3-2	W	30-22-8-5	73
66	MAR. 12		CHICAGO	3-1	W	31-22-8-5	75
67	MAR. 15	@	Nashville	3-2	W	32-22-8-5	77
68	MAR. 17	@	Minnesota	2-2	T	32-22-9-5	78
69	MAR. 19	@	Boston	4-2	L	32-23-9-5	78
70	MAR. 20	@	Pittsburgh	3-1	W	33-23-9-5	80
71	MAR. 22	@	Dallas	4-3	L	33-24-9-5	80
72	MAR. 24		LOS ANGELES	4-0	W	34-24-9-5	82
73	MAR. 27	@	Anaheim	4-2	W	35-24-9-5	84
74	MAR. 28		ANAHEIM	2-1	OL	35-24-9-6	85
75	MAR. 30		COLORADO	5-3	W	36-24-9-6	87
76	APR. 1		ST. LOUIS	5-3	W	37-24-9-6	89
77	APR. 4	@	San Jose	5-2	L	37-25-9-6	89
78	APR. 7	@	Vancouver	4-3	L	37-26-9-6	89
79	APR. 9	@	Calgary	4-2	W	38-26-9-6	91
80	APR. 10	@	Edmonton	3-0	L	38-27-9-6	91
81	APR. 12		MINNESOTA	7-1	W	39-27-9-6	93
82	APR. 14		NASHVILLE	6-4	W	40-27-9-6	95

2002-03 PHOENIX COYOTES

31-35-11-5 (78 points)
4th Pacific Division

PLAYER	GP	G	A	PTS	PIM
Mike Johnson	82	23	40	63	47
Shane Doan	82	21	37	58	86
Ladislav Nagy	80	22	35	57	92
Daymond Langkow	82	20	32	52	56
#Daniel Briere	68	17	29	46	50
#Tony Amonte	59	13	23	36	26
Teppo Numminen	78	6	24	30	30
Branko Radivojevic	79	12	15	27	63
Paul Mara	73	10	15	25	78
Danny Markov	64	4	16	20	36
#Ramzi Abid	30	10	8	18	30
*Deron Quint	51	7	10	17	20
Brian Savage	43	6	10	16	22
Landon Wilson	31	6	8	14	26
#Claude Lemieux	36	6	8	14	30
Kelly Buchberger	79	3	9	12	109
Todd Simpson	66	2	7	9	135
Ossi Vaananen	67	2	7	9	82
Radoslav Suchy	77	1	8	9	18
*Paul Ranheim	40	3	4	7	10

PLAYER	GP	G	A	PTS	PIM
#Brad May	20	3	4	7	32
Jeff Taffe	20	3	1	4	4
*Jan Hrdina	4	0	4	4	8
Andrei Nazarov	59	3	0	3	135
Drake Berehowsky	7	1	2	3	27
*Chris Gratton	14	0	1	1	21
*Brad Ference	15	0	1	1	28
*Scott Pellerin	23	0	1	1	8
Brian Boucher	45	0	1	1	0
*Jean-Marc Pelletier	2	0	0	0	0
Jason Jaspers	2	0	0	0	0
Krystofer Kolanos	2	0	0	0	0
Martin Grenier	3	0	0	0	0
#Patrick DesRochers	4	0	0	0	0
*Frank Banham	5	0	0	0	2
#Dan Focht	10	0	0	0	10
Zac Bierk	16	0	0	0	2
Sean Burke	22	0	0	0	4
#Darcy Hordichuk	25	0	0	0	82

GOALTENDER	GP	MIN	GAA	W-L-T	SO	GA	SA	SV%
Sean Burke	22	1248	2.12	12-6-2	2	44	632	.930
Zac Bierk	16	884	2.17	4-9-1	1	32	471	.932
Brian Boucher	45	2544	3.02	15-20-8	0	128	1210	.894
*Jean-Marc Pelletier	2	119	3.03	0-2-0	0	6	48	.875
#Patrick DesRochers	4	175	3.77	0-3-0	0	11	88	.875

* - Acquired during season # - Relocated during season

#	DATE	H/R	OPPONENT	SCORE	RES	RECORD	PTS
1	OCT. 9	@	Los Angeles	4-1	L	0-1-0-0	0
2	OCT. 12		DALLAS	5-2	L	0-2-0-0	0
3	OCT. 14	@	Columbus	4-2	W	1-2-0-0	2
4	OCT. 15	@	Ottawa	2-1	L	1-3-0-0	2
5	OCT. 17	@	Toronto	5-3	L	1-4-0-0	2
6	OCT. 19	@	Buffalo	3-2	W	2-4-0-0	4
7	OCT. 22	@	Nashville	2-1	W	3-4-0-0	6
8	OCT. 24		COLORADO	3-2	L	3-5-0-0	6
9	OCT. 26		MINNESOTA	6-1	L	3-6-0-0	6
10	OCT. 28	@	NY Rangers	3-2	OL	3-6-0-1	7
11	OCT. 29	@	NY Islanders	3-2	W	4-6-0-1	9
12	OCT. 31	@	Philadelphia	6-2	L	4-7-0-1	9
13	NOV. 3		NASHVILLE	2-1	W	5-7-0-1	11
14	NOV. 7		MINNESOTA	4-1	W	6-7-0-1	13
15	NOV. 9		VANCOUVER	5-2	L	6-8-0-1	13
16	NOV. 11	@	Tampa Bay	4-2	L	6-9-0-1	13
17	NOV. 12	@	Carolina	3-2	L	6-10-0-1	13
18	NOV. 15	@	Atlanta	5-1	W	7-10-0-1	15
19	NOV. 17		COLORADO	4-4	T	7-10-1-1	16
20	NOV. 20		DALLAS	2-2	T	7-10-2-1	17
21	NOV. 22		FLORIDA	3-3	T	7-10-3-1	18
22	NOV. 25	@	Dallas	5-1	L	7-11-3-1	18
23	NOV. 27	@	Anaheim	2-2	T	7-11-4-1	19
24	NOV. 28		CHICAGO	4-2	L	7-12-4-1	19
25	NOV. 30	@	San Jose	3-2	W	8-12-4-1	21
26	DEC. 3		SAN JOSE	3-2	OL	8-12-4-2	22
27	DEC. 5		DETROIT	5-3	L	8-13-4-2	22
28	DEC. 7		MONTREAL	4-2	L	8-14-4-2	22
29	DEC. 9		COLUMBUS	3-3	T	8-14-5-2	23
30	DEC. 11		ATLANTA	4-2	W	9-14-5-2	25
31	DEC. 13		WASHINGTON	4-3	L	9-15-5-2	25
32	DEC. 15		LOS ANGELES	2-1	W	10-15-5-2	27
33	DEC. 17		PITTSBURGH	5-2	W	11-15-5-2	29
34	DEC. 20		ST. LOUIS	3-3	T	11-15-6-2	30
35	DEC. 22	@	Anaheim	4-0	L	11-16-6-2	30
36	DEC. 26	@	Los Angeles	4-3	OL	11-16-6-3	31
37	DEC. 28		PHILADELPHIA	4-0	W	12-16-6-3	33
38	DEC. 30		EDMONTON	4-3	W	13-16-6-3	35
39	JAN. 1	@	Washington	2-1	W	14-16-6-3	37
40	JAN. 3	@	Detroit	4-1	W	15-16-6-3	39
41	JAN. 4	@	Columbus	2-0	L	15-17-6-3	39
42	JAN. 8	@	Chicago	0-0	T	15-17-7-3	40
43	JAN. 10	@	Minnesota	2-1	L	15-18-7-3	40
44	JAN. 11	@	Nashville	4-3	OL	15-18-7-4	41
45	JAN. 14		ST. LOUIS	4-1	L	15-19-7-4	41
46	JAN. 18		BUFFALO	1-0	L	15-20-7-4	41
47	JAN. 20		SAN JOSE	3-1	W	16-20-7-4	43
48	JAN. 23	@	Calgary	7-1	W	17-20-7-4	45
49	JAN. 24	@	Edmonton	5-1	W	18-20-7-4	47
50	JAN. 26	@	Vancouver	1-0	L	18-21-7-4	47
51	JAN. 28		CALGARY	4-3	W	19-21-7-4	49
52	FEB. 5	@	Los Angeles	4-3	L	19-22-7-4	49
53	FEB. 7	@	Anaheim	3-2	L	19-23-7-4	49
54	FEB. 8		DALLAS	3-1	L	19-24-7-4	49
55	FEB. 12		NEW JERSEY	3-0	L	19-25-7-4	49
56	FEB. 14	@	Minnesota	3-2	W	20-25-7-4	51
57	FEB. 15	@	St. Louis	5-3	W	21-25-7-4	53
58	FEB. 18		COLUMBUS	5-2	W	22-25-7-4	55
59	FEB. 20	@	Chicago	2-1	W	23-25-7-4	57
60	FEB. 21	@	Dallas	2-2	T	23-25-8-4	58
61	FEB. 23		CALGARY	4-2	L	23-26-8-4	58
62	FEB. 26		CAROLINA	4-2	W	24-26-8-4	60
63	FEB. 28		ANAHEIM	3-1	W	25-26-8-4	62
64	MAR. 2	@	Detroit	5-2	L	25-27-8-4	62
65	MAR. 4	@	Pittsburgh	4-1	W	26-27-8-4	64
66	MAR. 6	@	St. Louis	6-3	L	26-28-8-4	64
67	MAR. 8		SAN JOSE	6-4	W	27-28-8-4	66
68	MAR. 10	@	Colorado	2-2	T	27-28-9-4	67
69	MAR. 12		DETROIT	3-2	L	27-29-9-4	67
70	MAR. 14		CHICAGO	4-0	L	27-30-9-4	67
71	MAR. 15		ANAHEIM	4-2	W	28-30-9-4	69
72	MAR. 18		BOSTON	2-1	W	29-30-9-4	71
73	MAR. 20		EDMONTON	3-2	W	30-30-9-4	73
74	MAR. 22		TAMPA BAY	4-0	L	30-31-9-4	73
75	MAR. 24	@	Calgary	2-0	L	30-32-9-4	73
76	MAR. 26	@	Edmonton	4-3	L	30-33-9-4	73
77	MAR. 27	@	Vancouver	5-1	L	30-34-9-4	73
78	MAR. 29	@	Colorado	6-1	L	30-35-9-4	73
79	MAR. 31		LOS ANGELES	5-4	OL	30-35-9-5	74
80	APR. 2		VANCOUVER	3-3	T	30-35-10-5	75
81	APR. 4		NASHVILLE	1-0	W	31-35-10-5	77
82	APR. 6	@	San Jose	3-3	T	31-35-11-5	78

2003-04 PHOENIX COYOTES

22-36-18-6 (68 points)
5th Pacific Division

PLAYER	GP	G	A	PTS	PIM
Shane Doan	79	27	41	68	47
Ladislav Nagy	55	24	28	52	46
Daymond Langkow	81	21	31	52	40
Paul Mara	81	6	36	42	48
#Chris Gratton	68	11	18	29	93
#Jan Hrdina	55	11	15	26	30
#Brian Savage	61	12	13	25	36
#Branko Radivojevic	53	9	14	23	36
Radoslav Suchy	82	7	14	21	8
Cale Hulse	82	3	17	20	123
Jeff Taffe	59	8	10	18	20
Daniel Cleary	68	6	11	17	42
*Mike Comrie	28	8	7	15	16
#Mike Sillinger	60	8	6	14	54
Fredrik Sjostrom	57	7	6	13	22
David Tanabe	45	5	7	12	22
Krystofer Kolanos	41	4	6	10	24
Mike Johnson	11	1	9	10	10
Tyson Nash	69	3	5	8	110

PLAYER	GP	G	A	PTS	PIM
#Ossi Vaananen	67	2	4	6	87
Brad Ference	63	0	5	5	103
#Landon Wilson	35	1	3	4	16
*Derek Morris	14	0	4	4	2
Andrei Nazarov	33	1	2	3	125
*Ivan Novoseltsev	17	2	0	2	6
Erik Westrum	15	1	1	2	20
*Todd Reirden	7	0	2	2	4
#Sean Burke	32	0	2	2	8
*Michael Rupp	6	0	1	1	6
Bryan Helmer	17	0	1	1	10
Jason Jaspers	3	0	0	0	2
Goran Bezina	3	0	0	0	2
Zac Bierk	4	0	0	0	2
Jean-Marc Pelletier	4	0	0	0	0
*Brent Johnson	8	0	0	0	0
Mike Stutzel	9	0	0	0	0
Brian Boucher	40	0	0	0	2
Matthew Spiller	51	0	0	0	54

GOALTENDER	GP	MIN	GAA	W-L-T	SO	GA	SA	SV%
*Brent Johnson	8	486	2.59	1-6-1	0	21	243	.914
Brian Boucher	40	2364	2.74	10-19-10	5	108	1150	.906
#Sean Burke	32	1795	2.81	10-15-5	1	84	913	.908
Zac Bierk	4	190	3.79	0-1-2	0	12	108	.889
Jean-Marc Pelletier	4	175	4.11	1-1-0	0	12	84	.857

* - Acquired during season # - Relocated during season

#	DATE	H/R	OPPONENT	SCORE	RES	RECORD	PTS
1	OCT. 10		ST. LOUIS	2-1	W	1-0-0-0	2
2	OCT. 12	@	Anaheim	2-0	W	2-0-0-0	4
3	OCT. 15	@	Florida	2-1	W	3-0-0-0	6
4	OCT. 16	@	Tampa Bay	5-1	L	3-1-0-0	6
5	OCT. 18		PHILADELPHIA	5-4	L	3-2-0-0	6
6	OCT. 23		TORONTO	5-4	L	3-3-0-0	6
7	OCT. 25	@	San Jose	4-4	T	3-3-1-0	7
8	OCT. 26	@	Vancouver	3-3	T	3-3-2-0	8
9	OCT. 28		CHICAGO	2-2	T	3-3-3-0	9
10	OCT. 31		VANCOUVER	4-1	L	3-4-3-0	9
11	NOV. 1	@	Los Angeles	7-3	L	3-5-3-0	9
12	NOV. 6	@	Colorado	2-1	L	3-6-3-0	9
13	NOV. 8		ANAHEIM	4-3	W	4-6-3-0	11
14	NOV. 9	@	Anaheim	2-1	OL	4-6-3-1	12
15	NOV. 13		COLORADO	3-2	W	5-6-3-1	14
16	NOV. 14	@	Dallas	3-3	T	5-6-4-1	15
17	NOV. 16	@	Columbus	2-2	T	5-6-5-1	16
18	NOV. 19		ST. LOUIS	5-4	W	6-6-5-1	18
19	NOV. 21		SAN JOSE	5-0	L	6-7-5-1	18
20	NOV. 23	@	Atlanta	1-0	L	6-8-5-1	18
21	NOV. 24	@	Dallas	5-2	L	6-9-5-1	18
22	NOV. 27		LOS ANGELES	6-4	W	7-9-5-1	20
23	NOV. 30	@	Boston	3-3	T	7-9-6-1	21
24	DEC. 2	@	New Jersey	3-1	W	8-9-6-1	23
25	DEC. 4	@	Buffalo	3-2	W	9-9-6-1	25
26	DEC. 5	@	Philadelphia	3-2	L	9-10-6-1	25
27	DEC. 7	@	Chicago	2-2	T	9-10-7-1	26
28	DEC. 10		DALLAS	2-1	W	10-10-7-1	28
29	DEC. 12		EDMONTON	3-3	T	10-10-8-1	29
30	DEC. 15		MINNESOTA	5-2	L	10-11-8-1	29
31	DEC. 18	@	Los Angeles	4-4	T	10-11-9-1	30
32	DEC. 20	@	St. Louis	1-1	T	10-11-10-1	31
33	DEC. 22	@	Nashville	3-3	T	10-11-11-1	32
34	DEC. 23	@	Columbus	2-1	W	11-11-11-1	34
35	DEC. 27		NASHVILLE	3-1	L	11-12-11-1	34
36	DEC. 29		NY RANGERS	3-2	OL	11-12-11-2	35
37	DEC. 31		LOS ANGELES	4-0	W	12-12-11-2	37
38	JAN. 2	@	Dallas	6-0	W	13-12-11-2	39
39	JAN. 4	@	Carolina	3-0	W	14-12-11-2	41
40	JAN. 7	@	Washington	3-0	W	15-12-11-2	43
41	JAN. 9	@	Minnesota	2-0	W	16-12-11-2	45

#	DATE	H/R	OPPONENT	SCORE	RES	RECORD	PTS
42	JAN. 11		ATLANTA	1-1	T	16-12-12-2	46
43	JAN. 13		VANCOUVER	4-1	L	16-13-12-2	46
44	JAN. 15	@	Nashville	4-3	L	16-14-12-2	46
45	JAN. 16	@	Detroit	3-3	T	16-14-13-2	47
46	JAN. 21		SAN JOSE	4-2	L	16-15-13-2	47
47	JAN. 22	@	San Jose	2-1	W	17-15-13-2	49
48	JAN. 24		DETROIT	5-2	W	18-15-13-2	51
49	JAN. 27		CALGARY	2-1	L	18-16-13-2	51
50	JAN. 29		OTTAWA	4-1	L	18-17-13-2	51
51	JAN. 31		DALLAS	5-4	L	18-18-13-2	51
52	FEB. 2		COLUMBUS	3-3	T	18-18-14-2	52
53	FEB. 4		FLORIDA	5-4	OL	18-18-14-3	53
54	FEB. 5	@	San Jose	5-0	L	18-19-14-3	53
55	FEB. 11	@	Anaheim	5-3	L	18-20-14-3	53
56	FEB. 13		NY ISLANDERS	5-2	L	18-21-14-3	53
57	FEB. 14		DALLAS	3-2	W	19-21-14-3	55
58	FEB. 16	@	St. Louis	4-2	L	19-22-14-3	55
59	FEB. 18	@	Detroit	5-2	L	19-23-14-3	55
60	FEB. 20		COLUMBUS	3-2	W	20-23-14-3	57
61	FEB. 21		NASHVILLE	8-2	L	20-24-14-3	57
62	FEB. 23		ANAHEIM	1-1	T	20-24-15-3	58
63	FEB. 25		PITTSBURGH	4-3	OL	20-24-15-4	59
64	FEB. 27		EDMONTON	7-2	L	20-25-15-4	59
65	FEB. 29	@	Calgary	4-2	L	20-26-15-4	59
66	MAR. 2	@	Edmonton	5-4	OL	20-26-15-5	60
67	MAR. 5		MONTREAL	4-3	L	20-27-15-5	60
68	MAR. 7		MINNESOTA	1-1	T	20-27-16-5	61
69	MAR. 9	@	Los Angeles	3-2	L	20-28-16-5	61
70	MAR. 10		LOS ANGELES	3-1	L	20-29-16-5	61
71	MAR. 12		COLORADO	3-2	L	20-30-16-5	61
72	MAR. 14	@	Colorado	4-1	L	20-31-16-5	61
73	MAR. 16		ANAHEIM	3-2	OL	20-31-16-6	62
74	MAR. 18		DETROIT	1-1	T	20-31-17-6	63
75	MAR. 21	@	Chicago	2-2	T	20-31-18-6	64
76	MAR. 22	@	Minnesota	3-2	W	21-31-18-6	66
77	MAR. 24		CALGARY	4-0	L	21-32-18-6	66
78	MAR. 26		SAN JOSE	3-0	L	21-33-18-6	66
79	MAR. 28	@	Edmonton	4-2	L	21-34-18-6	66
80	MAR. 29	@	Vancouver	6-1	L	21-35-18-6	66
81	MAR. 31	@	Calgary	1-0	L	21-36-18-6	66
82	APR. 3		CHICAGO	2-1	W	22-36-18-6	68

2005-06 PHOENIX COYOTES

38-39-5 (81 points)
5th Pacific Division

PLAYER	GP	G	A	PTS	PIM
Shane Doan	82	30	36	66	123
Mike Comrie	80	30	30	60	55
Ladislav Nagy	51	15	41	56	74
Mike Johnson	80	16	38	54	50
Paul Mara	78	15	32	47	70
*Geoff Sanderson	75	25	21	46	58
Keith Ballard	82	8	31	39	99
Derek Morris	53	6	21	27	54
Oleg Saprykin	67	11	14	25	50
Zbynek Michalek	82	9	15	24	62
*Steven Reinprecht	28	12	11	23	8
*Dave Scatchard	47	11	12	23	84
Fredrik Sjostrom	75	6	17	23	42
Boyd Devereaux	78	8	14	22	44
#Mike Leclerc	35	9	12	21	29
*# Jamie Lundmark	38	5	13	18	36
Mike Ricci	78	10	6	16	69
*Oleg Kvasha	15	4	7	11	6
#Petr Nedved	25	2	9	11	34
#Denis Gauthier	45	2	9	11	61
*Dennis Seidenberg	34	1	10	11	14
#Sean O'Donnell	57	1	7	8	121

PLAYER	GP	G	A	PTS	PIM
Tyson Nash	50	0	6	6	84
*Jamie Rivers	18	0	5	5	26
#David Tanabe	21	0	4	4	8
#Krystofer Kolanos	9	2	1	3	2
Bill Thomas	9	1	2	3	8
*Joel Perrault	5	1	1	2	2
Matt Jones	16	0	2	2	14
*Yanick Lehoux	3	1	0	1	2
*Josh Gratton	11	1	0	1	30
+Brett Hull	5	0	1	1	0
Matthew Spiller	8	0	1	1	13
Steve Gainey	20	0	1	1	20
Curtis Joseph	60	0	1	1	18
*Pascal Rheaume	1	0	0	0	0
#Michael Rupp	1	0	0	0	0
*Pavel Brendl	2	0	0	0	0
#*Jeff Taffe	2	0	0	0	0
*Philippe Sauve	5	0	0	0	0
*#Tim Jackman	8	0	0	0	21
David LeNeveu	15	0	0	0	0
#Brian Boucher	11	0	0	0	2

GOALTENDER	GP	MIN	GAA	W-L-T	SO	GA	SA	SV%
Curtis Joseph	60	3424	2.91	32-21-3	4	166	1690	.902
David LeNeveu	15	814	3.24	3-8-2	0	44	386	.886
#Brian Boucher	11	512	3.87	3-6-0	0	33	268	.877
*Philippe Sauve	5	187	5.45	0-4-0	0	17	128	.867

* - Acquired during season # - Relocated during season

#	DATE	H/R	OPPONENT	SCORE	RES	RECORD	PTS
1	OCT. 5	@	Vancouver	3-2	L	0-1-0	0
2	OCT. 6	@	Los Angeles	3-2	L	0-2-0	0
3	OCT. 8		MINNESOTA	2-1	W	1-2-0	2
4	OCT. 11	@	Dallas	3-2	L	1-3-0	2
5	OCT. 13		NASHVILLE	5-4	SOL	1-3-1	3
6	OCT. 15		DETROIT	2-0	L	1-4-1	3
7	OCT. 17	@	Calgary	2-0	W	2-4-1	5
8	OCT. 18	@	Edmonton	4-3	W	3-4-1	7
9	OCT. 20	@	Vancouver	3-2	L	3-5-1	7
10	OCT. 23	@	Anaheim	5-3	L	3-6-1	7
11	OCT. 25		ST. LOUIS	5-4	W	4-6-1	9
12	OCT. 27		CALGARY	3-2	W	5-6-1	11
13	OCT. 29		DALLAS	5-3	L	5-7-1	11
14	OCT. 30	@	Anaheim	3-2	L	5-8-1	11
15	NOV. 3		LOS ANGELES	4-0	W	6-8-1	13
16	NOV. 5	@	Detroit	4-1	W	7-8-1	15
17	NOV. 6	@	Chicago	2-1	OL	7-8-2	16
18	NOV. 8	@	Minnesota	4-2	W	8-8-2	18
19	NOV. 10		CALGARY	4-3	L	8-9-2	18
20	NOV. 12		ANAHEIM	2-1	W	9-9-2	20
21	NOV. 16		COLORADO	3-1	L	9-10-2	20
22	NOV. 19	@	San Jose	4-3	W	10-10-2	22
23	NOV. 20		COLUMBUS	5-1	W	11-10-2	24
24	NOV. 22		ANAHEIM	2-1	L	11-11-2	24
25	NOV. 25	@	Dallas	4-1	W	12-11-2	26
26	NOV. 26		VANCOUVER	2-1	W	13-11-2	28
27	NOV. 30	@	Anaheim	6-1	L	13-12-2	28
28	DEC. 3		CAROLINA	8-4	W	14-12-2	30
29	DEC. 5		ATLANTA	5-2	W	15-12-2	32
30	DEC. 11	@	Boston	2-1	W	16-12-2	34
31	DEC. 13	@	Montreal	5-2	L	16-13-2	34
32	DEC. 15		TAMPA BAY	3-1	L	16-14-2	34
33	DEC. 17	@	Los Angeles	4-1	L	16-15-2	34
34	DEC. 20		ST. LOUIS	5-4	L	16-16-2	34
35	DEC. 22		SAN JOSE	2-1	W	17-16-2	36
36	DEC. 23	@	Dallas	3-2	W	18-16-2	38
37	DEC. 26	@	Colorado	7-4	L	18-17-2	38
38	DEC. 28	@	San Jose	5-4	W	19-17-2	40
39	DEC. 29		LOS ANGELES	6-5	W	20-17-2	42
40	DEC. 31		COLORADO	5-2	L	20-18-2	42
41	JAN. 5	@	Los Angeles	4-0	L	20-19-2	42
42	JAN. 8		COLUMBUS	5-2	L	20-20-2	42
43	JAN. 10	@	Ottawa	7-2	L	20-21-2	42
44	JAN. 12	@	Buffalo	2-1	W	21-21-2	44
45	JAN. 14	@	Toronto	4-3	W	22-21-2	46
46	JAN. 16		WASHINGTON	6-1	L	22-22-2	46
47	JAN. 19		FLORIDA	6-3	W	23-22-2	48
48	JAN. 21		EDMONTON	4-3	W	24-22-2	50
49	JAN. 23	@	Dallas	4-1	L	24-23-2	50
50	JAN. 24	@	Minnesota	3-2	L	24-24-2	50
51	JAN. 26	@	St. Louis	5-3	W	25-24-2	52
52	JAN. 28		SAN JOSE	6-2	W	26-24-2	54
53	JAN. 29		EDMONTON	4-3	SOL	26-24-3	55
54	JAN. 31		VANCOUVER	7-4	L	26-25-3	55
55	FEB. 2		LOS ANGELES	2-1	W	27-25-3	57
56	FEB. 4		MINNESOTA	6-4	L	27-26-3	57
57	FEB. 7		CHICAGO	3-1	L	27-27-3	57
58	FEB. 9		DALLAS	5-1	L	27-28-3	57
59	FEB. 12		SAN JOSE	5-4	OL	27-28-4	58
60	MAR. 2		DALLAS	6-2	W	28-28-4	60
61	MAR. 4		DETROIT	7-3	L	28-29-4	60
62	MAR. 7	@	Detroit	5-2	W	29-29-4	62
63	MAR. 9	@	Columbus	5-4	L	29-30-4	62
64	MAR. 11		ANAHEIM	5-3	L	29-31-4	62
65	MAR. 12	@	Anaheim	5-2	L	29-32-4	62
66	MAR. 14	@	Los Angeles	6-2	W	30-32-4	64
67	MAR. 16	@	Nashville	2-0	L	30-33-4	64
68	MAR. 19	@	Chicago	3-2	W	31-33-4	66
69	MAR. 21	@	Columbus	5-2	W	32-33-4	68
70	MAR. 23		CHICAGO	4-3	W	33-33-4	70
71	MAR. 25		ANAHEIM	5-2	L	33-34-4	70
72	MAR. 28		NASHVILLE	5-3	W	34-34-4	72
73	MAR. 30	@	San Jose	5-2	W	35-34-4	74
74	APR. 1	@	San Jose	4-3	W	36-34-4	76
75	APR. 3	@	Edmonton	7-1	L	36-35-4	76
76	APR. 5	@	Calgary	5-2	L	36-36-4	76
77	APR. 8		DALLAS	3-2	SOL	36-36-5	77
78	APR. 10		SAN JOSE	3-2	L	36-37-5	77
79	APR. 11	@	Colorado	6-4	L	36-38-5	77
80	APR. 13		LOS ANGELES	3-0	W	37-38-5	79
81	APR. 15	@	Nashville	5-1	L	37-39-5	79
82	APR. 16	@	St. Louis	3-0	W	38-39-5	81

2006-07 PHOENIX COYOTES

31-46-5 (67 points)
5th Pacific Division

PLAYER	GP	G	A	PTS	PIM
Shane Doan	73	27	28	55	73
# Ladislav Nagy	55	8	33	41	48
Owen Nolan	76	16	24	40	56
*# Yanic Perreault	49	19	14	33	30
Steven Reinprecht	49	9	24	33	28
Ed Jovanovski	54	11	18	29	63
Jeremy Roenick	70	11	17	28	32
Zbynek Michalek	82	4	24	28	34
Keith Ballard	69	5	22	27	59
Derek Morris	82	6	19	25	115
Michael Zigomanis	75	14	9	23	46
# Georges Laraque	56	5	17	22	52
# Mike Comrie	24	7	13	20	20
Travis Roche	50	6	13	19	22
Fredrik Sjostrom	78	9	9	18	48
Bill Thomas	24	8	6	14	2
Nick Boynton	59	2	9	11	138

PLAYER	GP	G	A	PTS	PIM
Patrick Fischer	27	4	6	10	24
* Mathias Tjarnqvist	26	5	4	9	2
* Niko Kapanen	19	2	7	9	8
Dave Scatchard	46	3	5	8	72
* Kevyn Adams	33	1	7	8	8
* Daniel Carcillo	18	4	3	7	74
Matt Jones	45	1	6	7	39
Jeff Taffe	17	4	2	6	2
Yanick Lehoux	7	1	2	3	4
#* Joel Perrault	21	1	2	3	14
Don MacLean	9	1	1	2	0
Enver Lisin	17	1	1	2	16
Josh Gratton	52	1	1	2	188
# Dennis Seidenberg	32	1	1	2	16
Keith Yandle	7	0	2	2	8
* Brendan Bell	14	0	2	2	8
Mike Ricci	7	0	1	1	4

GOALTENDER	GP	MIN	GAA	W-L-T	SO	GA	SA	SV%
Curtis Joseph	55	2993	3.19	18-31-2	4	159	1481	.893
*Mikael Tellqvist	30	1591	3.39	11-11-3	2	90	780	.885
David LeNeveu	6	233	3.86	2-1-0	0	15	142	.894
Michael Morrison	4	127	6.14	0-3-0	0	13	62	.790

* - Acquired during season # - Relocated during season

#	DATE	H/R	OPPONENT	SCORE	RES	RECORD	PTS
1	OCT. 5		NY ISLANDERS	6-3	W	1-0-0	2
2	OCT. 7		ANAHEIM	2-1	L	1-1-0	2
3	OCT. 9	@	COLUMBUS	5-1	L	1-2-0	2
4	OCT. 11	@	DETROIT	9-2	L	1-3-0	2
5	OCT. 14	@	NASHVILLE	4-1	L	1-4-0	2
6	OCT. 17	@	ST. LOUIS	5-2	W	2-4-0	4
7	OCT. 19		LOS ANGELES	4-0	L	2-5-0	4
8	OCT. 21		DALLAS	4-0	L	2-6-0	4
9	OCT. 23	@	EDMONTON	5-2	L	2-7-0	4
10	OCT. 24	@	CALGARY	6-1	L	2-8-0	4
11	OCT. 26		EDMONTON	6-2	W	3-8-0	6
12	OCT. 28		NY RANGERS	7-3	L	3-9-0	6
13	NOV. 3	@	ANAHEIM	6-2	L	3-10-0	6
14	NOV. 4		LOS ANGELES	6-4	W	4-10-0	8
15	NOV. 9		DALLAS	1-0	L	4-11-0	8
16	NOV. 11		SAN JOSE	2-1	L	4-12-0	8
17	NOV. 14		MINNESOTA	4-3	W	5-12-0	10
18	NOV. 16		CHICAGO	3-2	W	6-12-0	12
19	NOV. 18	@	LOS ANGELES	5-3	L	6-13-0	12
20	NOV. 19	@	ANAHEIM	6-4	L	6-14-0	12
21	NOV. 22		NEW JERSEY	3-1	W	7-14-0	14
22	NOV. 24	@	MINNESOTA	4-0	L	7-15-0	14
23	NOV. 25	@	ST. LOUIS	2-1	W	8-15-0	16
24	NOV. 30		LOS ANGELES	7-4	W	9-15-0	18
25	DEC. 4		NASHVILLE	3-2	W	10-15-0	20
26	DEC. 6	@	DALLAS	3-0	L	10-16-0	20
27	DEC. 7	@	CHICAGO	2-1	W	11-16-0	22
28	DEC. 9		DALLAS	4-3	OL	11-16-1	23
29	DEC. 11	@	SAN JOSE	4-0	L	11-17-1	23
30	DEC. 12	@	VANCOUVER	5-2	L	11-18-1	23
31	DEC. 14		COLUMBUS	5-4	W	12-18-1	25
32	DEC. 16		CALGARY	6-3	L	12-19-1	25
33	DEC. 21		EDMONTON	3-2	L	12-20-1	25
34	DEC. 23		ANAHEIM	2-0	W	13-20-1	27
35	DEC. 26	@	LOS ANGELES	4-3	OL	13-20-2	28
36	DEC. 28	@	SAN JOSE	3-2	W	14-20-2	30
37	DEC. 30		SAN JOSE	8-0	W	15-20-2	32
38	JAN. 1	@	WASHINGTON	3-2	W	16-20-2	34
39	JAN. 4	@	CAROLINA	2-0	W	17-20-2	36
40	JAN. 5	@	ATLANTA	5-4	W	18-20-2	38
41	JAN. 7	@	CHICAGO	4-2	W	19-20-2	40

#	DATE	H/R	OPPONENT	SCORE	RES	RECORD	PTS
42	JAN. 9	@	DALLAS	5-2	W	20-20-2	42
43	JAN. 11		DETROIT	5-1	L	20-21-2	42
44	JAN. 13		SAN JOSE	4-1	L	20-22-2	42
45	JAN. 15		ST. LOUIS	5-4	W	21-22-2	44
46	JAN. 17	@	COLORADO	4-3	L	21-23-2	44
47	JAN. 18	@	SAN JOSE	5-2	L	21-24-2	44
48	JAN. 20	@	LOS ANGELES	3-2	W	22-24-2	46
49	JAN. 26	@	COLORADO	5-4	W	23-24-2	48
50	JAN. 27		PITTSBURGH	7-2	L	23-25-2	48
51	JAN. 31	@	ANAHEIM	2-1	L	23-26-2	48
52	FEB. 1		NASHVILLE	3-2	W	24-26-2	50
53	FEB. 3		MINNESOTA	1-0	L	24-27-2	50
54	FEB. 6	@	COLUMBUS	3-0	W	25-27-2	52
55	FEB. 7	@	DETROIT	4-2	L	25-28-2	52
56	FEB. 10	@	FLORIDA	5-2	L	25-29-2	52
57	FEB. 13	@	TAMPA BAY	5-3	L	25-30-2	52
58	FEB. 15		ANAHEIM	5-4	OL	25-30-3	53
59	FEB. 17		DETROIT	4-1	L	25-31-3	53
60	FEB. 19	@	NASHVILLE	4-1	L	25-32-3	53
61	FEB. 22		CALGARY	3-2	W	26-32-3	55
62	FEB. 26	@	CALGARY	5-2	L	26-33-3	55
63	FEB. 27	@	EDMONTON	3-0	W	27-33-3	57
64	MAR. 1	@	VANCOUVER	4-3	L	27-34-3	57
65	MAR. 3		COLUMBUS	4-3	L	27-35-3	57
66	MAR. 7	@	ANAHEIM	2-1	L	27-36-3	57
67	MAR. 8		VANCOUVER	4-2	L	27-37-3	57
68	MAR. 10		CHICAGO	7-5	L	27-38-3	57
69	MAR. 12		PHILADELPHIA	4-0	W	28-38-3	59
70	MAR. 15		SAN JOSE	5-1	L	28-39-3	59
71	MAR. 17		COLORADO	6-3	L	28-40-3	59
72	MAR. 18	@	DALLAS	5-4	OL	28-40-4	60
73	MAR. 20	@	MINNESOTA	3-2	L	28-41-4	60
74	MAR. 22		ANAHEIM	2-1	W	29-41-4	62
75	MAR. 24		DALLAS	4-3	OL	29-41-5	63
76	MAR. 27	@	DALLAS	6-0	L	29-42-5	63
77	MAR. 29		COLORADO	4-3	L	29-43-5	63
78	MAR. 30	@	SAN JOSE	4-2	L	29-44-5	63
79	APR. 3		ST. LOUIS	5-2	L	29-45-5	63
80	APR. 5		LOS ANGELES	3-2	W	30-45-5	65
81	APR. 7	@	LOS ANGELES	3-2	L	30-46-5	65
82	APR. 8		VANCOUVER	3-1	W	31-46-5	67

2007-08 PHOENIX COYOTES

38-37-7 (83 points)
4th Pacific Division

PLAYER	GP	G	A	PTS	PIM
Shane Doan	80	28	50	78	59
Radim Vrbata	76	27	29	56	14
Peter Mueller	81	22	32	54	32
Ed Jovanovski	80	12	39	51	73
Steven Reinprecht	81	16	30	46	26
Martin Hanzal	72	8	27	35	28
Niko Kapanen	79	10	18	28	34
Daniel Winnik	79	11	15	26	25
Derek Morris	82	8	17	25	83
Daniel Carcillo	57	13	11	24	324
Keith Ballard	82	6	15	21	85
#Fredrik Sjostrom	51	10	9	19	14
Joel Perrault	49	7	10	17	48
Zbynek Michalek	75	4	13	17	34
Mike York	63	6	8	14	4

PLAYER	GP	G	A	PTS	PIM
Keith Yandle	43	5	7	12	14
Nick Boynton	79	3	9	12	125
Mathias Tjanqvist	78	4	7	11	34
Craig Weller	59	3	8	11	80
Enver Lisin	13	4	1	5	6
Mike Zigomanis	33	2	1	3	6
Matt Jones	45	0	2	2	10
Kyle Turris	3	0	1	1	2
Matt Murley	3	0	1	1	0
*Marcel Hossa	14	0	0	0	4
Bill Thomas	7	0	0	0	0
Brendan Bell	2	0	0	0	0
Pete Vandermeer	2	0	0	0	0
Ryan Caldwell	2	0	0	0	2
Josh Gratton	1	0	0	0	5

GOALTENDER	GP	MIN	GAA	W-L-T	SO	GA	SA	SV%
*Ilya Bryzgalov	55	3167	2.43	26-22-5	3	128	1621	.921
Mikael Tellqvist	22	1224	2.75	9-8-2	2	56	607	.908
#Alex Auld	9	509	3.54	3-6-0	1	30	249	.880
David Aebischer	1	60	3.00	0-1-0	0	3	33	.909

* - Acquired during season # - Relocated during season

#	DATE	H/R	OPPONENT	SCORE	RES	RECORD	PTS
1	OCT. 4		ST. LOUIS	3-2	W	1-0-0	2
2	OCT. 6		BOSTON	3-1	L	1-1-0	2
3	OCT. 10	@	COLUMBUS	3-0	L	1-2-0	2
4	OCT. 11	@	NASHVILLE	6-3	W	2-2-0	4
5	OCT. 13		MINNESOTA	3-2	L	2-3-0	4
6	OCT. 18		EDMONTON	4-2	L	2-4-0	4
7	OCT. 20		DETROIT	5-2	L	2-5-0	4
8	OCT. 25	@	ANAHEIM	1-0	W	3-5-0	6
9	OCT. 27		DALLAS	5-3	L	3-6-0	6
10	OCT. 30	@	ST. LOUIS	2-1	W	4-6-0	8
11	NOV. 2	@	DALLAS	5-0	W	5-6-0	10
12	NOV. 3		ANAHEIM	5-2	L	5-7-0	10
13	NOV. 7	@	ANAHEIM	6-5	W	6-7-0	12
14	NOV. 8		DALLAS	5-2	W	7-7-0	14
15	NOV. 10	@	SAN JOSE	4-1	L	7-8-0	14
16	NOV. 12	@	SAN JOSE	5-0	L	7-9-0	14
17	NOV. 15		SAN JOSE	6-0	L	7-10-0	14
18	NOV. 17	@	LOS ANGELES	1-0	W	8-10-0	16
19	NOV. 21		LOS ANGELES	4-1	W	9-10-0	18
20	NOV. 23	@	ANAHEIM	4-3	W	10-10-0	20
21	NOV. 24		TORONTO	5-1	W	11-10-0	22
22	NOV. 28	@	MINNESOTA	3-1	L	11-11-0	22
23	NOV. 30	@	CHICAGO	6-1	L	11-12-0	22
24	DEC. 1	@	DETROIT	3-2	L	11-13-0	22
25	DEC. 3	@	PITTSBURGH	3-1	L	11-14-0	22
26	DEC. 5		LOS ANGELES	4-1	W	12-14-0	24
27	DEC. 7		SAN JOSE	1-0	L	12-15-0	24
28	DEC. 8	@	LOS ANGELES	4-2	W	13-15-0	26
29	DEC. 13	@	NY ISLANDERS	3-2	L	13-16-0	26
30	DEC. 15	@	NEW JERSEY	4-1	W	14-16-0	28
31	DEC. 16	@	NY RANGERS	5-1	W	15-16-0	30
32	DEC. 18	@	PHILADELPHIA	3-2	W	16-16-0	32
33	DEC. 20	@	SAN JOSE	3-2	W	17-16-0	34
34	DEC. 22		VANCOUVER	2-1	OL	17-16-1	35
35	DEC. 27		MINNESOTA	3-2	L	17-17-1	35
36	DEC. 29		DETROIT	4-2	L	17-18-1	35
37	DEC. 31		COLORADO	4-3	W	18-18-1	37
38	JAN. 2	@	COLORADO	5-2	W	19-18-1	39
39	JAN. 3		CHICAGO	4-2	W	20-18-1	41
40	JAN. 5		ANAHEIM	3-2	W	21-18-1	43
41	JAN. 8	@	CALGARY	3-1	W	22-18-1	45

#	DATE	H/R	OPPONENT	SCORE	RES	RECORD	PTS
42	JAN. 10	@	EDMONTON	5-2	L	22-19-1	45
43	JAN. 11	@	VANCOUVER	4-3	W	23-19-1	47
44	JAN. 13	@	MINNESOTA	4-1	L	23-20-1	47
45	JAN. 15		SAN JOSE	5-3	W	24-20-1	49
46	JAN. 17		COLUMBUS	4-3	L	24-21-1	49
47	JAN. 19		CHICAGO	2-1	OL	24-21-2	50
48	JAN. 21		BUFFALO	6-2	W	25-21-2	52
49	JAN. 24		NASHVILLE	4-3	W	26-21-2	54
50	JAN. 29	@	COLUMBUS	4-2	W	27-21-2	56
51	JAN. 30	@	DETROIT	3-2	L	27-22-2	56
52	FEB. 2	@	NASHVILLE	3-2	OL	27-22-3	57
53	FEB. 4	@	COLORADO	4-3	W	28-22-3	59
54	FEB. 5	@	CALGARY	4-3	OL	28-22-4	60
55	FEB. 7		COLUMBUS	2-1	L	28-23-4	60
56	FEB. 10		NASHVILLE	6-3	L	28-24-4	60
57	FEB. 11	@	DALLAS	2-1	L	28-25-4	60
58	FEB. 14		DALLAS	5-2	W	29-25-4	62
59	FEB. 16		LOS ANGELES	4-3	W	30-25-4	64
60	FEB. 18	@	LOS ANGELES	4-0	W	31-25-4	66
61	FEB. 19		CALGARY	4-1	L	31-26-4	66
62	FEB. 22		COLORADO	3-2	OL	31-26-5	67
63	FEB. 24		ST. LOUIS	2-0	W	32-26-5	69
64	FEB. 27	@	CHICAGO	1-0	L	32-27-5	69
65	FEB. 28	@	ST. LOUIS	2-1	W	33-27-5	71
66	MAR. 1		CALGARY	3-1	L	33-28-5	71
67	MAR. 5	@	DALLAS	2-1	W	34-28-5	73
68	MAR. 6		MONTREAL	4-2	L	34-29-5	73
69	MAR. 8		OTTAWA	4-2	L	34-30-5	73
70	MAR. 11		ANAHEIM	3-2	W	35-30-5	75
71	MAR. 13		VANCOUVER	2-0	W	36-30-5	77
72	MAR. 15		EDMONTON	5-2	L	36-31-5	77
73	MAR. 17	@	VANCOUVER	3-1	L	36-32-5	77
74	MAR. 18	@	EDMONTON	8-4	L	36-33-5	77
75	MAR. 20		LOS ANGELES	6-5	OL	36-33-6	78
76	MAR. 22		ANAHEIM	2-1	L	36-34-6	78
77	MAR. 25		SAN JOSE	5-4	W	37-34-6	80
78	MAR. 27	@	LOS ANGELES	4-0	L	37-35-6	80
79	MAR. 30	@	SAN JOSE	3-1	L	37-36-6	80
80	APR. 3		DALLAS	4-2	L	37-37-6	80
81	APR. 4	@	DALLAS	4-2	W	38-37-6	82
82	APR. 6	@	ANAHEIM	3-2	OL	38-37-7	83

2008-09 PHOENIX COYOTES

36-39-7 (79 points)
4th Pacific Division

PLAYER	GP	G	A	PTS	PIM
Shane Doan	82	31	42	73	72
#Olli Jokinen	57	21	21	42	49
Steven Reinprecht	73	14	27	41	20
Ed Jovanovski	82	9	27	36	106
Peter Mueller	72	13	23	36	24
Martin Hanzal	74	11	20	31	40
Keith Yandle	69	4	26	30	37
Mikkel Boedker	78	11	17	28	18
Zbynek Michalek	82	6	21	27	28
Enver Lisin	48	13	8	21	24
*Joakim Lindstrom	44	9	11	20	28
Kyle Turris	63	8	12	20	21
*Matthew Lombardi	19	5	11	16	14
Viktor Tikhonov	61	8	8	16	20
Todd Fedoruk	72	6	7	13	72
*Scottie Upshall	19	8	5	13	26
#Derek Morris	57	5	7	12	24

PLAYER	GP	G	A	PTS	PIM
*Ken Klee	68	1	10	11	24
*Petr Prucha	19	2	8	10	6
#Daniel Carcillo	54	3	7	10	174
Kevin Porter	34	5	5	10	4
David Hale	48	3	6	9	36
Kurt Sauer	68	1	6	7	36
Daniel Winnik	49	3	4	7	63
*Dmitri Kalinin	15	1	3	4	6
Steven Goertzen	16	2	2	4	24
Joel Perrault	7	2	1	3	4
*Nigel Dawes	12	0	2	2	0
*Brandon Prust	11	0	1	1	29
Jeff Hoggan	4	0	1	1	7
David Schlemko	3	0	1	1	0
Brian McGrattan	5	0	0	0	22
Garth Murray	10	0	0	0	12
*Alexander Nikulin	1	0	0	0	0

GOALTENDER	GP	MIN	GAA	W-L-T	SO	GA	SA	SV%
Ilya Bryzgalov	65	3759	2.98	26-31-6	3	187	1994	.906
#Mikael Tellqvist	15	798	2.86	7-5-1	0	38	408	.907
Al Montoya	5	259	2.08	3-1-0	1	9	120	.925
Josh Tordjman	2	118	4.07	0-2-0	0	8	62	.871

* - Acquired during season # - Relocated during season

#	DATE	H/R	OPPONENT	SCORE	RES	RECORD	PTS
1	OCT. 11		COLUMBUS	3-1	W	1-0-0	2
2	OCT. 12	@	Anaheim	4-2	W	2-0-0	4
3	OCT. 15	@	Chicago	4-1	L	2-1-0	4
4	OCT. 17	@	Ottawa	6-3	L	2-2-0	4
5	OCT. 18	@	Montreal	4-1	L	2-3-0	4
6	OCT. 23		WASHINGTON	2-1	W	3-3-0	6
7	OCT. 25		CALGARY	4-1	L	3-4-0	6
8	OCT. 30		PITTSBURGH	4-1	W	4-4-0	8
9	NOV. 1		MINNESOTA	3-2	L	4-5-0	8
10	NOV. 4	@	Calgary	4-2	W	5-5-0	10
11	NOV. 6	@	Vancouver	1-0	L	5-6-0	10
12	NOV. 8		FLORIDA	4-1	W	6-6-0	12
13	NOV. 9		SAN JOSE	4-2	W	7-6-0	14
14	NOV. 12	@	Columbus	5-2	W	8-6-0	16
15	NOV. 13	@	Minnesota	4-0	L	8-7-0	16
16	NOV. 15		Dallas	3-2	L	8-8-0	16
17	NOV. 18		CHICAGO	3-2	OL	8-8-1	17
18	NOV. 21	@	Carolina	5-2	L	8-9-1	17
19	NOV. 22	@	Philadelphia	4-3	OL	8-9-2	18
20	NOV. 24	@	NY Rangers	4-1	I	8-10-2	18
21	NOV. 26	@	Columbus	3-2	W	9-10-2	20
22	NOV. 28		COLORADO	2-1	W	10-10-2	22
23	NOV. 29		SAN JOSE	3-2	L	10-11-2	22
24	DEC. 2		LOS ANGELES	4-2	W	11-11-2	24
25	DEC. 4		TORONTO	6-3	W	12-11-2	26
26	DEC. 6	@	St. Louis	4-3	L	12-12-2	26
27	DEC. 7	@	Chicago	7-1	L	12-13-2	26
28	DEC. 10	@	Dallas	5-3	W	13-13-2	28
29	DEC. 11		MINNESOTA	3-1	W	14-13-2	30
30	DEC. 13		DETROIT	5-4	OL	14-13-3	31
31	DEC. 16	@	Dallas	2-1	OL	14-13-4	32
32	DEC. 18		NASHVILLE	2-1	W	15-13-4	34
33	DEC. 20		COLUMBUS	2-0	W	16-13-4	36
34	DEC. 22	@	Edmonton	4-2	L	16-14-4	36
35	DEC. 23	@	Colorado	5-4	OL	16-14-5	37
36	DEC. 26	@	Los Angeles	2-1	W	17-14-5	39
37	DEC. 27		LOS ANGELES	4-0	L	17-15-5	39
38	DEC. 31		COLORADO	3-1	W	18-15-5	41
39	JAN. 2		NY ISLANDERS	5-4	W	19-15-5	43
40	JAN. 4	@	Anaheim	2-0	L	19-16-5	43
41	JAN. 6		CHICAGO	6-0	L	19-17-5	43

#	DATE	H/R	OPPONENT	SCORE	RES	RECORD	PTS
42	JAN. 8		TAMPA BAY	3-2	W	20-17-5	45
43	JAN. 10		DALLAS	1-0	W	21-17-5	47
44	JAN. 13	@	Minnesota	6-3	L	21-18-5	47
45	JAN. 15	@	Vancouver	4-1	W	22-18-5	49
46	JAN. 17	@	Calgary	4-3	W	23-18-5	51
47	JAN. 18	@	Edmonton	6-3	L	23-19-5	51
48	JAN. 20		DETROIT	6-3	W	24-19-5	53
49	JAN. 27		ANAHEIM	7-3	L	24-20-5	53
50	JAN. 29	@	San Jose	2-0	L	24-21-5	53
51	JAN. 31		BUFFALO	2-0	L	24-22-5	53
52	FEB. 3	@	Nashville	2-1	L	24-23-5	53
53	FEB. 4	@	Detroit	5-4	L	24-24-5	53
54	FEB. 7		CAROLINA	7-2	L	24-25-5	53
55	FEB. 11	@	Dallas	1-0	W	25-25-5	55
56	FEB. 12		VANCOUVER	4-3	L	25-26-5	55
57	FEB. 14		CALGARY	7-5	L	25-27-5	55
58	FEB. 16		EDMONTON	3-1	L	25-28-5	55
59	FEB. 19		ATLANTA	4-3	W	26-28-5	57
60	FEB. 21	@	Los Angeles	6-3	W	27-28-5	59
61	FEB. 24	@	St. Louis	2-1	L	27-29-5	59
62	FEB. 26	@	Nashville	4-1	L	27-30-5	59
63	FEB. 28		ST. LOUIS	3-1	L	27-31-5	59
64	MAR. 5	@	Boston	2-1	W	28-31-5	61
65	MAR. 6	@	Buffalo	5-1	L	28-32-5	61
66	MAR. 8	@	NY Islanders	3-2	L	28-33-5	61
67	MAR. 10	@	Detroit	3-2	OL	28-33-6	62
68	MAR. 12	@	New Jersey	5-2	L	28-34-6	62
69	MAR. 14		NASHVILLE	2-0	L	28-35-6	62
70	MAR. 17		SAN JOSE	4-3	W	29-35-6	64
71	MAR. 19		ANAHEIM	3-2	OL	29-35-7	65
72	MAR. 21		VANCOUVER	5-1	W	30-35-7	67
73	MAR. 22	@	Anaheim	6-2	L	30-36-7	67
74	MAR. 16		EDMONTON	3-2	W	31-36-7	69
75	MAR. 28	@	San Jose	3-2	L	31-37-7	69
76	MAR. 30		DALLAS	6-5	W	32-37-7	71
77	APR. 1	@	Colorado	3-0	W	33-37-7	73
78	APR. 2		LOS ANGELES	2-1	W	34-37-7	75
79	APR. 4	@	Los Angeles	6-1	L	34-38-7	75
80	APR. 7		ST. LOUIS	5-1	L	34-39-7	75
81	APR. 9	@	San Jose	4-1	W	35-39-7	77
82	APR. 11		ANAHEIM	5-4	W	36-39-7	79

ALL-TIME VS. OPPONENTS

*Records for '99-00 are "adjusted" to reflect overtime losses instead of regulation ties.

VS ANAHEIM

	HOME						ROAD						OVERALL					
YEAR	**W**	**L**	**T**	**OL**	**GF**	**GA**	**W**	**L**	**T**	**OL**	**GF**	**GA**	**W**	**L**	**T**	**OL**	**GF**	**GA**
1993-94	0	2	0		6	9	0	2	0		3	8	0	4	0		9	17
1994-95	1	1	0		7	6	0	2	0		3	6	1	3	0		10	12
1995-96	1	1	0		8	9	0	2	0		4	11	1	3	0		12	20
1996-97	2	0	0		10	5	1	1	0		4	5	3	1	0		14	10
1997-98	1	1	0		9	7	2	0	0		11	3	3	1	0		20	10
1998-99	1	1	1		5	8	0	2	1		3	9	1	3	2		8	17
1999-00	2	1	0	0	9	4	2	0	0	1	14	6	4	1	0	1	23	10
2000-01	0	2	0	0	4	10	2	0	1	0	10	6	2	2	1	0	14	16
2001-02	0	1	0	2	3	9	1	1	0	0	5	4	1	2	0	2	8	13
2002-03	2	0	0	0	7	3	0	2	1	0	4	9	2	2	1	0	11	12
2003-04	1	0	1	1	7	7	1	1	0	1	6	7	2	1	1	2	13	14
2005-06	1	3		0	8	13	0	4		0	8	19	1	7		0	16	32
2006-07	2	1		1	9	8	0	4		0	8	16	2	5		1	17	24
2007-08	2	2		0	9	11	3	0		1	13	11	5	2		1	22	22
2008-09	1	1		1	10	14	1	2		0	6	10	2	3		1	16	24
TOTALS	**17**	**17**	**2**	**5**	**111**	**123**	**13**	**23**	**3**	**3**	**102**	**130**	**30**	**40**	**5**	**8**	**213**	**253**

VS ATLANTA

	HOME						ROAD						OVERALL					
YEAR	**W**	**L**	**T**	**OL**	**GF**	**GA**	**W**	**L**	**T**	**OL**	**GF**	**GA**	**W**	**L**	**T**	**OL**	**GF**	**GA**
1999-00	1	0	0	0	4	2	1	0	0	0	3	2	2	0	0	0	7	4
2000-01	1	0	0	0	5	1	-	-	-	-	-	-	1	0	0	0	5	1
2001-02	1	0	0	0	2	1	1	0	0	0	4	2	2	0	0	0	6	3
2002-03	1	0	0	0	4	2	1	0	0	0	5	1	2	0	0	0	9	3
2003-04	0	0	1	0	1	1	0	1	0	0	0	1	0	1	1	0	1	2
2005-06	1	0		0	5	2	-	-	-	-	-	-	1	0		0	5	2
2006-07	-	-		-	-	-	1	0		0	5	4	1	0		0	5	4
2007-08	DID NOT PLAY																	
2008-09	1	0		0	4	3	-	-	-	-	-	-	1	0		0	4	3
TOTALS	**6**	**0**	**1**	**0**	**25**	**12**	**4**	**1**	**0**	**0**	**17**	**10**	**10**	**1**	**1**	**0**	**42**	**22**

VS BOSTON

	HOME						ROAD						OVERALL					
YEAR	**W**	**L**	**T**	**OL**	**GF**	**GA**	**W**	**L**	**T**	**OL**	**GF**	**GA**	**W**	**L**	**T**	**OL**	**GF**	**GA**
1979-80	1	1	0		4	4	0	2	0		1	7	1	3	0		5	11
1980-81	0	1	1		8	11	0	1	1		11	12	0	2	2		19	23
1981-82	0	1	0		5	8	0	2	0		10	15	0	3	0		15	23
1982-83	2	0	0		12	9	0	0	1		2	2	2	0	1		14	11
1983-84	1	0	0		5	2	0	2	0		4	9	1	2	0		9	11
1984-85	1	1	0		6	7	1	0	0		4	3	2	1	0		10	10
1985-86	0	1	0		1	2	0	2	0		9	15	0	3	0		10	17
1986-87	1	1	0		7	4	0	1	0		3	6	1	2	0		10	10
1987-88	0	1	0		3	4	0	2	0		6	9	0	3	0		9	13
1988-89	0	2	0		4	9	1	0	0		4	3	1	2	0		8	12
1989-90	1	0	0		3	2	0	1	1		5	7	1	1	1		8	9
1990-91	1	1	0		8	4	0	1	0		2	5	1	2	0		10	9
1991-92	0	1	1		6	9	1	0	0		3	1	1	1	1		9	10
1992-93	1	0	0		5	4	0	1	0		2	6	1	1	0		7	10
1993-94	0	1	0		6	7	0	1	0		4	5	0	2	0		10	12
1994-95	DID NOT PLAY																	
1995-96	0	1	0		3	5	0	1	0		4	5	0	2	0		7	10
1996-97	1	0	0		5	4	1	0	0		5	2	2	0	0		10	6
1997-98	0	1	0		2	3	0	1	0		2	5	0	2	0		4	8
1998-99	1	0	0		3	1	0	1	0		2	3	1	1	0		5	4
1999-00	1	0	0	0	2	1	0	1	0	0	0	2	1	1	0	0	2	3
2000-01	-	-	-	-	-	-	0	1	0	0	4	7	0	1	0	0	4	7
2001-02	0	0	1	0	1	1	0	1	0	0	2	4	0	1	1	0	3	5
2002-03	1	0	0	0	2	1	-	-	-	-	-	-	1	0	0	0	2	1
2003-04	-	-	-	-	-	-	0	0	1	0	3	3	0	0	1	0	3	3
2005-06	-	-	-	-	-	-	1	0		0	2	1	1	0		0	2	1
2006-07	DID NOT PLAY																	
2007-08	0	1	0		1	3	-	-	-	-	-	-	0	1	0		1	3
2008-09	-	-	-	-	-	-	1	0		0	2	1	1	0		0	2	1
TOTALS	**13**	**15**	**3**	**0**	**102**	**105**	**6**	**22**	**4**	**0**	**96**	**138**	**19**	**37**	**7**	**0**	**198**	**243**

ALL-TIME VS. OPPONENTS

VS BUFFALO

	HOME						ROAD						OVERALL					
YEAR	W	L	T	OL	GF	GA	W	L	T	OL	GF	GA	W	L	T	OL	GF	GA
1979-80	0	1	1		5	6	0	2	0		5	10	0	3	1		10	16
1980-81	0	2	0		4	9	0	2	0		4	11	0	4	0		8	20
1981-82	0	0	1		4	4	0	1	1		5	6	0	1	2		9	10
1982-83	1	1	0		8	7	0	1	0		2	5	1	2	0		10	12
1983-84	0	1	0		5	6	0	2	0		6	14	0	3	0		11	20
1984-85	2	0	0		8	5	0	1	0		0	4	2	1	0		8	9
1985-86	1	0	0		5	3	0	2	0		6	13	1	2	0		11	16
1986-87	1	1	0		5	6	1	0	0		6	3	2	1	0		11	9
1987-88	1	0	0		7	5	0	1	1		7	9	1	1	1		14	14
1988-89	1	1	0		5	7	0	1	0		4	5	1	2	0		9	12
1989-90	0	1	0		3	4	0	2	0		4	7	0	3	0		7	11
1990-91	0	2	0		2	8	0	1	0		1	4	0	3	0		3	12
1991-92	1	0	0		5	4	0	1	0		2	5	1	1	0		7	9
1992-93	0	1	0		2	6	0	1	0		1	2	0	2	0		3	8
1993-94	1	0	0		3	2	0	1	0		0	6	1	1	0		3	8
1994-95	DID NOT PLAY																	
1995-96	1	0	0		4	1	1	0	0		4	3	2	0	0		8	4
1996-97	0	1	0		2	3	0	1	0		1	5	0	2	0		3	8
1997-98	1	0	0		6	1	0	0	1		3	3	1	0	1		9	4
1998-99	1	0	0		1	0	0	0	1		1	1	1	0	1		2	1
1999-00	1	0	0	0	2	1	0	0	1	0	2	2	1	0	1	0	4	3
2000-01	-	-	-	-	-	-	1	0	0	0	7	3	1	0	0	0	7	3
2001-02	0	1	0	0	1	3	1	0	0	0	3	2	1	1	0	0	4	5
2002-03	0	1	0	0	0	1	1	0	0	0	3	2	1	1	0	0	3	3
2003-04	-	-	-	-	-	-	1	0	0	0	3	2	1	0	0	0	3	2
2005-06	-	-	-	-	-	-	1	0		0	2	1	1	0		0	2	1
2006-07	DID NOT PLAY																	
2007-08	1	0	0		6	2	-	-	-	-	-	-	1	0	0		6	2
2008-09	0	1		0	0	2	0	1		0	1	5	0	2		0	1	7
TOTALS	**14**	**15**	**2**	**0**	**93**	**96**	**7**	**21**	**5**	**0**	**83**	**133**	**21**	**36**	**7**	**0**	**176**	**229**

VS CALGARY

	HOME						ROAD						OVERALL					
YEAR	W	L	T	OL	GF	GA	W	L	T	OL	GF	GA	W	L	T	OL	GF	GA
1979-80	0	2	0		6	10	0	2	0		0	10	0	4	0		6	20
1980-81	0	1	1		6	9	0	2	0		3	7	0	3	1		9	16
1981-82	1	0	0		6	4	1	1	0		9	10	2	1	0		15	14
1982-83	1	2	1		17	17	1	3	0		14	20	2	5	1		31	37
1983-84	1	1	2		10	10	0	3	1		16	27	1	4	3		26	37
1984-85	1	2	1		17	21	0	3	1		14	28	1	5	2		31	49
1985-86	1	3	0		20	23	0	3	1		11	21	1	6	1		31	44
1986-87	4	0	0		27	8	2	2	0		11	12	6	2	0		38	20
1987-88	3	0	1		22	11	1	3	0		13	17	4	3	1		35	28
1988-89	2	2	0		9	15	0	3	1		13	25	2	5	1		22	40
1989-90	3	1	0		16	10	2	2	0		13	14	5	3	0		29	24
1990-91	1	1	2		12	12	0	4	0		12	18	1	5	2		24	30
1991-92	3	1	0		22	13	1	1	1		11	13	4	2	1		33	26
1992-93	1	2	0		12	13	2	0	2		16	13	3	2	2		28	26
1993-94	0	2	0		5	9	0	2	0		6	12	0	4	0		11	21
1994-95	1	0	1		6	5	1	1	0		9	12	2	1	1		15	17
1995-96	2	0	0		9	5	2	0	0		7	3	4	0	0		16	8
1996-97	1	1	0		5	8	2	0	0		8	4	3	1	0		13	12
1997-98	1	0	1		5	3	1	1	0		7	7	2	1	1		12	10
1998-99	1	0	1		4	3	2	0	0		7	3	3	0	1		11	6
1999-00	2	0	0	0	6	4	1	0	1	0	6	4	3	0	1	0	12	8
2000-01	1	1	0	0	5	6	1	0	1	0	6	4	2	1	1	0	11	10
2001-02	2	0	0	0	10	6	2	0	0	0	6	3	4	0	0	0	16	9
2002-03	1	1	0	0	6	7	1	1	0	0	7	3	2	2	0	0	13	10
2003-04	0	2	0	0	1	6	0	2	0	0	2	5	0	4	0	0	3	11
2005-06	1	1		0	6	6	1	1		0	4	5	2	2		0	10	11
2006-07	1	1		0	6	8	0	2		0	3	11	1	3		0	9	19
2007-08	0	2		0	2	7	1	0		1	6	5	1	2		1	8	12
2008-09	0	2		0	6	11	2	0		0	8	5	2	2		0	14	16
TOTALS	**36**	**31**	**11**	**0**	**284**	**270**	**27**	**42**	**9**	**1**	**248**	**321**	**63**	**73**	**20**	**1**	**532**	**591**

ALL-TIME VS. OPPONENTS

VS CAROLINA

	HOME						ROAD						OVERALL					
YEAR	W	L	T	OL	GF	GA	W	L	T	OL	GF	GA	W	L	T	OL	GF	GA
1979-80	2	0	0		10	2	0	2	0		6	12	2	2	0		16	14
1980-81	0	2	0		8	13	0	1	1		7	11	0	3	1		15	24
1981-82	0	1	0		1	6	1	1	0		7	9	1	2	0		8	15
1982-83	1	1	0		5	5	0	0	1		2	2	1	1	1		7	7
1983-84	1	0	0		4	3	1	0	1		11	7	2	0	1		15	10
1984-85	1	1	0		10	10	1	0	0		3	0	2	1	0		13	10
1985-86	1	0	0		5	4	0	2	0		3	15	1	2	0		8	19
1986-87	1	1	0		3	3	0	0	1		4	4	1	1	1		7	7
1987-88	1	0	0		6	3	0	2	0		6	8	1	2	0		12	11
1988-89	1	1	0		8	8	0	1	0		3	7	1	2	0		11	15
1989-90	0	1	0		2	4	2	0	0		7	3	2	1	0		9	7
1990-91	2	0	0		10	8	0	1	0		3	4	2	1	0		13	12
1991-92	0	2	0		2	4	0	0	1		3	3	0	2	1		5	7
1992-93	1	1	0		10	13	1	0	0		6	3	2	1	0		16	16
1993-94	0	0	1		2	2	0	1	0		0	4	0	1	1		2	6
1994-95	DID NOT PLAY																	
1995-96	0	1	0		2	3	1	0	0		5	2	1	1	0		7	5
1996-97	0	1	0		1	2	0	1	0		0	1	0	2	0		1	3
1997-98	0	1	0		4	5	0	0	1		2	2	0	1	1		6	7
1998-99	0	0	1		5	5	0	0	0		0	0	0	0	1		5	5
1999-00	1	0	0	0	7	5	1	0	0	0	4	2	2	0	0	0	11	7
2000-01	0	0	0	1	1	2	1	0	0	0	2	0	1	0	0	1	3	2
2001-02	-	-	-	-	-	-	0	0	0	1	0	1	0	0	0	1	0	1
2002-03	1	0	0	0	4	2	0	1	0	0	2	3	1	1	0	0	6	5
2003-04	-	-	-	-	-	-	1	0	0	0	3	0	1	0	0	0	3	0
2005-06	1	0		0	8	4	-	-	-	-	-	-	1	0		0	8	4
2006-07	-	-	-	-	-	-	1	0		0	2	0	1	0		0	2	0
2007-08	DID NOT PLAY																	
2008-09	0	1		0	2	7	0	1		0	2	5	0	2		0	4	12
TOTALS	**15**	**15**	**2**	**1**	**120**	**123**	**11**	**14**	**6**	**1**	**93**	**108**	**26**	**29**	**8**	**2**	**213**	**231**

VS CHICAGO

	HOME						ROAD						OVERALL					
YEAR	W	L	T	OL	GF	GA	W	L	T	OL	GF	GA	W	L	T	OL	GF	GA
1979-80	1	1	0		6	4	1	1	0		5	6	2	2	0		11	10
1980-81	1	1	0		8	10	0	2	0		5	17	1	3	0		13	27
1981-82	2	1	1		17	16	1	1	1		13	12	3	2	2		30	28
1982-83	0	1	0		5	7	1	1	0		8	13	1	2	0		13	20
1983-84	2	0	0		13	7	0	1	0		2	6	2	1	0		15	13
1984-85	0	0	1		5	5	1	1	0		9	9	1	1	1		14	14
1985-86	1	1	0		7	6	0	1	0		4	5	1	2	0		11	11
1986-87	0	1	0		4	8	0	2	0		3	8	0	3	0		7	16
1987-88	1	0	1		7	4	0	1	0		4	6	1	1	1		11	10
1988-89	0	1	0		5	6	0	2	0		5	17	0	3	0		10	23
1989-90	1	1	0		9	7	0	1	0		3	4	1	2	0		12	11
1990-91	0	1	0		1	3	0	1	1		7	8	0	2	1		8	11
1991-92	2	0	0		9	4	0	0	1		3	3	2	0	1		12	7
1992-93	1	0	0		5	2	0	2	0		2	9	1	2	0		7	11
1993-94	2	1	0		6	9	0	3	0		7	15	2	4	0		13	24
1994-95	2	1	0		11	7	1	1	0		4	4	3	2	0		15	11
1995-96	2	0	1		9	7	0	2	0		4	7	2	2	1		13	14
1996-97	1	1	0		3	6	3	0	0		10	4	4	1	0		13	10
1997-98	2	1	0		10	7	2	0	1		9	6	4	1	1		19	13
1998-99	2	0	0		6	2	0	1	1		4	5	2	1	1		10	7
1999-00	1	1	0	0	3	4	0	1	1	0	6	10	1	2	1	0	9	14
2000-01	1	1	0	0	4	6	0	0	1	0	1	1	1	1	1	0	5	7
2001-02	1	1	0	0	5	6	1	1	0	0	4	4	2	2	0	0	9	10
2002-03	0	2	0	0	2	8	1	0	1	0	2	1	1	2	1	0	4	9
2003-04	1	0	1	0	4	3	0	0	2	0	4	4	1	0	3	0	8	7
2005-06	1	1		0	5	6	1	1		0	4	4	2	2		0	9	10
2006-07	1	1		0	8	9	2	0		0	6	3	3	1		0	14	12
2007-08	1	0		1	5	4	0	2		0	1	7	1	2		1	6	11
2008-09	0	1		1	2	9	0	2		0	2	11	0	3		1	4	20
TOTALS	**30**	**21**	**5**	**2**	**184**	**182**	**15**	**31**	**10**	**0**	**141**	**209**	**45**	**52**	**15**	**2**	**325**	**391**

ALL-TIME VS. OPPONENTS

VS COLORADO

	HOME						ROAD						OVERALL					
YEAR	W	L	T	OL	GF	GA	W	L	T	OL	GF	GA	W	L	T	OL	GF	GA
1979-80	1	1	0		8	8	1	1	0		5	7	2	2	0		13	15
1980-81	1	0	1		8	7	0	1	1		4	8	1	1	2		12	15
1981-82	0	1	1		9	11	0	1	0		3	7	0	2	1		12	18
1982-83	1	0	0		3	2	0	2	0		9	14	1	2	0		12	16
1983-84	1	1	0		9	11	1	0	0		5	3	2	1	0		14	14
1984-85	1	0	0		6	3	1	1	0		6	7	2	1	0		12	10
1985-86	1	1	0		6	7	1	0	0		5	4	2	1	0		11	11
1986-87	0	0	1		4	4	1	0	1		9	6	1	0	2		13	10
1987-88	1	0	1		6	5	1	0	0		7	3	2	0	1		13	8
1988-89	0	1	0		4	5	1	1	0		11	8	1	2	0		15	13
1989-90	1	1	0		12	11	1	0	0		5	3	2	1	0		17	14
1990-91	1	0	0		6	0	2	0	0		16	6	3	0	0		22	6
1991-92	0	0	1		4	4	0	2	0		3	9	0	2	1		7	13
1992-93	0	1	0		4	7	0	1	0		2	3	0	2	0		6	10
1993-94	1	0	0		5	2	0	0	1		5	5	1	0	1		10	7
1994-95	DID NOT PLAY																	
1995-96	0	2	0		4	10	1	1	0		7	7	1	3	0		11	17
1996-97	0	2	0		3	7	0	2	0		1	8	0	4	0		4	15
1997-98	0	2	0		5	8	0	1	1		3	6	0	3	1		8	14
1998-99	1	0	1		6	3	2	0	0		9	2	3	0	1		15	5
1999-00	1	1	0	0	9	4	1	1	0	0	5	5	2	2	0	0	14	9
2000-01	1	1	0	0	6	8	1	1	0	0	5	2	2	2	0	0	11	10
2001-02	2	0	0	0	6	3	0	0	0	2	3	5	2	0	0	2	9	8
2002-03	0	1	1	0	6	7	0	1	1	0	3	8	0	2	2	0	9	15
2003-04	1	1	0	0	5	5	0	2	0	0	2	6	1	3	0	0	7	11
2005-06	0	2		0	3	8	0	2		0	8	13	0	4		0	11	21
2006-07	0	2		0	6	10	1	1		0	8	8	1	3		0	14	18
2007-08	1	0		1	6	6	2	0		0	9	5	3	0		1	15	11
2008-09	2	0		0	5	2	1	0		1	7	5	3	0		1	12	7
TOTALS	**19**	**21**	**7**	**1**	**164**	**168**	**19**	**22**	**5**	**3**	**165**	**173**	**38**	**43**	**12**	**4**	**329**	**341**

VS COLUMBUS

	HOME						ROAD						OVERALL					
YEAR	W	L	T	OL	GF	GA	W	L	T	OL	GF	GA	W	L	T	OL	GF	GA
2000-01	1	0	1	0	4	3	0	2	0	0	3	7	1	2	1	0	7	10
2001-02	2	0	0	0	6	2	1	1	0	0	3	5	3	1	0	0	9	7
2002-03	1	0	1	0	8	5	1	1	0	0	4	4	2	1	1	0	12	9
2003-04	1	0	1	0	6	5	1	0	1	0	4	3	2	0	2	0	10	8
2005-06	1	1		0	7	6	1	1		0	9	7	2	2		0	16	13
2006-07	1	1		0	8	8	1	1		0	4	5	2	2		0	12	13
2007-08	0	2		0	4	6	1	1		0	4	5	1	3		0	8	11
2008-09	2	0		0	5	1	2	0		0	8	4	4	0		0	13	5
TOTALS	**9**	**4**	**3**	**0**	**48**	**36**	**8**	**7**	**1**	**0**	**39**	**40**	**17**	**11**	**4**	**0**	**87**	**76**

VS DALLAS

	HOME						ROAD						OVERALL					
YEAR	W	L	T	OL	GF	GA	W	L	T	OL	GF	GA	W	L	T	OL	GF	GA
1979-80	1	1	0		4	4	0	1	1		4	10	1	2	1		8	14
1980-81	0	2	0		6	10	0	2	0		4	8	0	4	0		10	18
1981-82	0	2	1		11	16	3	1	0		16	24	3	3	1		27	40
1982-83	0	2	0		6	8	0	1	0		1	4	0	3	0		7	12
1983-84	1	0	0		5	1	0	2	0		8	10	1	2	0		13	11
1984-85	2	0	0		9	4	0	1	0		0	4	2	1	0		9	8
1985-86	0	1	0		5	6	2	0	0		7	3	2	1	0		12	9
1986-87	2	0	0		10	7	0	1	0		2	4	2	1	0		12	11
1987-88	1	0	0		5	4	1	0	1		13	10	2	0	1		18	14
1988-89	1	1	0		4	6	0	1	0		1	5	1	2	0		5	11
1989-90	1	0	0		5	3	0	2	0		5	12	1	2	0		10	15
1990-91	1	1	0		4	4	1	0	0		6	4	2	1	0		10	8
1991-92	0	1	0		2	3	0	2	0		3	10	0	3	0		5	13
1992-93	2	0	0		14	10	1	1	0		11	7	3	1	0		25	17
1993-94	1	2	0		9	12	0	1	2		6	8	1	3	2		15	20
1994-95	1	1	0		4	7	1	1	0		9	9	2	2	0		13	16
1995-96	2	0	0		10	6	2	1	0		14	8	4	1	0		24	14

ALL-TIME VS. OPPONENTS

VS DALLAS *(CONT'D)*

	HOME						ROAD						OVERALL					
YEAR	W	L	T	OL	GF	GA	W	L	T	OL	GF	GA	W	L	T	OL	GF	GA
1996-97	0	2	1		8	10	2	1	0		11	10	2	3	1		19	20
1997-98	2	1	0		9	10	0	2	1		3	10	2	3	1		12	20
1998-99	1	2	0		5	5	1	2	0		5	6	2	4	0		10	11
1999-00	0	3	0	0	5	12	2	0	1	0	9	7	2	3	1	0	14	19
2000-01	1	1	1	0	9	9	1	0	1	0	5	3	2	1	2	0	14	12
2001-02	1	1	0	0	7	7	1	2	0	0	9	8	2	3	0	0	16	15
2002-03	0	2	1	0	5	10	0	1	1	0	3	7	0	3	2	0	8	17
2003-04	2	1	0	0	9	8	1	1	1	0	11	8	3	2	1	0	20	16
2005-06	1	2		1	12	15	2	2		0	10	10	3	4	1		22	25
2006-07	0	2		2	6	13	1	2		1	9	16	1	4		3	15	29
2007-08	2	2		0	15	13	3	1		0	12	5	5	3		0	27	18
2008-09	2	1		0	9	8	2	0		1	7	5	4	1		1	16	13
TOTALS	**28**	**34**	**4**	**3**	**212**	**231**	**27**	**32**	**9**	**2**	**204**	**235**	**55**	**66**	**14**	**4**	**416**	**466**

VS DETROIT

	HOME						ROAD						OVERALL					
YEAR	W	L	T	OL	GF	GA	W	L	T	OL	GF	GA	W	L	T	OL	GF	GA
1979-80	0	2	0		1	10	1	1	0		10	8	1	3	0		11	18
1980-81	0	1	1		7	8	0	2	0		8	11	0	3	1		15	19
1981-82	2	1	1		13	6	1	1	1		9	9	3	2	2		22	15
1982-83	1	0	0		8	3	2	0	0		12	2	3	0	0		20	5
1983-84	0	0	2		8	8	0	1	0		1	6	0	1	2		9	14
1984-85	1	0	0		5	2	1	0	1		11	8	2	0	1		16	10
1985-86	2	0	0		11	3	1	0	0		4	3	3	0	0		15	6
1986-87	0	0	1		1	1	1	1	0		7	7	1	1	1		8	8
1987-88	0	1	1		5	9	0	1	0		8	10	0	2	1		13	19
1988-89	0	1	0		2	6	0	1	1		5	8	0	2	1		7	14
1989-90	1	0	1		10	8	0	1	0		4	5	1	1	1		14	13
1990-91	0	1	0		2	5	0	2	0		2	9	0	3	0		4	14
1991-92	0	0	1		1	1	2	0	0		7	5	2	0	1		8	6
1992-93	1	0	0		4	1	1	1	0		8	8	2	1	0		12	9
1993-94	3	0	0		12	7	0	3	0		5	19	3	3	0		17	26
1994-95	1	1	0		5	8	0	2	1		9	17	1	3	1		14	25
1995-96	1	1	1		10	12	1	2	0		10	14	2	3	1		20	26
1996-97	0	2	1		9	12	2	0	0		8	3	2	2	1		17	15
1997-98	1	1	1		6	7	0	2	1		5	11	1	3	2		11	18
1998-99	1	1	0		5	8	2	0	0		10	5	3	1	0		15	13
1999-00	1	1	0	0	6	6	2	0	0	0	9	5	3	1	0	0	15	11
2000-01	0	1	1	0	4	6	0	1	1	0	5	8	0	2	2	0	9	14
2001-02	0	1	1	0	3	5	0	1	1	0	2	5	0	2	2	0	5	10
2002-03	0	2	0	0	5	8	1	1	0	0	6	6	1	3	0	0	11	14
2003-04	1	0	1	0	6	3	0	1	1	0	5	8	1	1	2	0	11	11
2005-06	0	2		0	3	9	2	0		0	9	3	2	2		0	12	12
2006-07	0	2		0	2	9	0	2		0	4	13	0	4		0	6	22
2007-08	0	2		0	4	9	0	2		0	4	6	0	4		0	8	15
2008-09	1	0		1	10	8	0	1		1	6	8	1	1		2	16	16
TOTALS	**18**	**24**	**14**	**1**	**168**	**188**	**20**	**30**	**8**	**1**	**193**	**230**	**38**	**54**	**22**	**2**	**361**	**418**

VS EDMONTON

	HOME						ROAD						OVERALL					
YEAR	W	L	T	OL	GF	GA	W	L	T	OL	GF	GA	W	L	T	OL	GF	GA
1979-80	1	0	1		10	5	1	1	0		6	12	2	1	1		16	17
1980-81	0	2	0		3	9	0	2	0		6	17	0	4	0		9	26
1981-82	0	1	0		2	10	1	1	0		5	4	1	2	0		7	14
1982-83	2	2	0		24	23	0	4	0		7	22	2	6	0		31	45
1983-84	0	4	0		21	29	0	4	0		16	24	0	8	0		37	53
1984-85	1	3	0		13	18	2	2	0		21	22	3	5	0		34	40
1985-86	1	3	0		19	25	1	3	0		15	22	2	6	0		34	47
1986-87	2	2	0		17	17	1	3	0		10	16	3	5	0		27	33
1987-88	1	2	1		11	17	0	2	2		10	15	1	4	3		21	32
1988-89	1	2	1		18	23	2	2	0		17	17	3	4	1		35	40
1989-90	3	1	0		17	15	0	4	0		11	23	3	5	0		28	38

ALL-TIME VS. OPPONENTS

VS EDMONTON *(CONT'D)*

	HOME						ROAD						OVERALL					
YEAR	**W**	**L**	**T**	**OL**	**GF**	**GA**	**W**	**L**	**T**	**OL**	**GF**	**GA**	**W**	**L**	**T**	**OL**	**GF**	**GA**
1990-91	2	2	0		13	12	2	1	1		10	9	4	3	1		23	21
1991-92	1	1	1		11	10	2	2	0		16	15	3	3	1		27	25
1992-93	4	1	0		22	16	4	0	0		22	13	8	1	0		44	29
1993-94	1	1	0		9	7	0	2	0		2	11	1	3	0		11	18
1994-95	0	2	0		8	11	1	0	1		8	4	1	2	1		16	15
1995-96	2	0	0		13	4	0	2	0		7	10	2	2	0		20	14
1996-97	0	2	0		4	9	1	1	0		7	6	1	3	0		11	15
1997-98	1	1	0		8	8	0	2	0		4	9	1	3	0		12	17
1998-99	1	1	0		4	9	1	1	0		10	8	2	2	0		14	17
1999-00	1	1	0	0	9	9	0	1	0	1	4	7	1	2	0	1	13	16
2000-01	2	0	0	0	9	4	0	0	2	0	4	4	2	0	2	0	13	8
2001-02	0	1	0	1	7	9	0	2	0	0	2	9	0	3	0	1	9	18
2002-03	2	0	0	0	7	5	1	1	0	0	8	5	3	1	0	0	15	10
2003-04	0	1	1	0	5	10	0	1	0	1	6	9	0	2	1	1	11	19
2005-06	1	0		1	7	7	1	1		0	5	10	2	1		1	12	17
2006-07	1	1		0	8	5	1	1		0	5	5	2	2		0	13	10
2007-08	0	2		0	4	9	0	2		0	6	13	0	4		0	10	22
2008-09	1	1		0	4	5	0	2		0	5	10	1	3		0	9	15
TOTALS	**32**	**40**	**5**	**2**	**307**	**340**	**22**	**50**	**6**	**2**	**255**	**351**	**54**	**90**	**11**	**4**	**562**	**691**

VS FLORIDA

	HOME						ROAD						OVERALL					
YEAR	**W**	**L**	**T**	**OL**	**GF**	**GA**	**W**	**L**	**T**	**OL**	**GF**	**GA**	**W**	**L**	**T**	**OL**	**GF**	**GA**
1993-94	0	2	0		4	8	1	0	0		5	2	1	2	0		9	10
1994-95	DID NOT PLAY																	
1995-96	1	0	0		5	3	0	1	0		1	6	1	1	0		6	9
1996-97	0	0	1		1	1	1	0	0		3	0	1	0	1		4	1
1997-98	1	0	0		3	2	1	0	0		3	2	2	0	0		6	4
1998-99	0	0	1		2	2	0	1	0		1	7	0	1	1		3	9
1999-00	0	1	0	0	1	6	-	-	-	-	-	-	0	1	0	0	1	6
2000-01	1	0	0	0	2	1	0	1	0	0	3	4	1	1	0	0	5	5
2001-02	-	-	-	-	-	-	1	0	0	0	3	1	1	0	0	0	3	1
2002-03	0	0	1	0	3	3	-	-	-	-	-	-	0	0	1	0	3	3
2003-04	0	0	0	1	4	5	1	0	0	0	2	1	1	0	0	1	6	6
2005-06	1	0		0	6	3	-	-	-	-	-	-	1	0		0	6	3
2006-07	-	-	-	-	-	-	0	1		0	2	5	0	1		0	2	5
2007-08	DID NOT PLAY																	
2008-09	1	0		0	4	1	-	-	-	-	-	-	1	0		0	4	1
TOTALS	**5**	**3**	**3**	**1**	**35**	**35**	**5**	**4**	**0**	**0**	**23**	**28**	**10**	**7**	**3**	**1**	**58**	**63**

VS LOS ANGELES

	HOME						ROAD						OVERALL					
YEAR	**W**	**L**	**T**	**OL**	**GF**	**GA**	**W**	**L**	**T**	**OL**	**GF**	**GA**	**W**	**L**	**T**	**OL**	**GF**	**GA**
1979-80	1	0	1		9	7	1	1	0		10	8	2	1	1		19	15
1980-81	0	2	0		6	11	0	2	0		5	14	0	4	0		11	25
1981-82	2	0	0		14	7	1	0	0		3	2	3	0	0		17	9
1982-83	3	1	0		24	16	3	1	0		17	14	6	2	0		41	30
1983-84	2	0	2		23	20	3	0	1		22	16	5	0	3		45	36
1984-85	1	1	2		15	13	3	1	0		24	19	4	2	2		39	32
1985-86	1	3	0		15	19	1	2	1		15	15	2	5	1		30	34
1986-87	3	1	0		13	8	2	2	0		16	20	5	3	0		29	28
1987-88	2	2	0		11	10	3	1	0		21	18	5	3	0		32	28
1988-89	1	1	2		20	19	1	1	2		14	14	2	2	4		34	33
1989-90	3	1	0		21	9	2	1	1		15	14	5	2	1		36	23
1990-91	1	3	0		15	19	0	2	2		12	17	1	5	2		27	36
1991-92	2	2	0		17	16	0	2	1		8	10	2	4	1		25	26
1992-93	2	0	2		17	12	1	2	0		12	16	3	2	2		29	28
1993-94	1	1	0		7	7	1	0	1		12	10	2	1	1		19	17
1994-95	0	2	0		3	6	0	1	1		9	11	0	3	1		12	17
1995-96	2	0	0		9	6	1	1	0		8	10	3	1	0		17	16
1996-97	1	1	0		7	5	1	1	0		7	9	2	2	0		14	14
1997-98	1	1	0		7	4	1	1	0		6	5	2	2	0		13	9

ALL-TIME VS. OPPONENTS

VS LOS ANGELES *(CONT'D)*

	HOME						ROAD						OVERALL					
YEAR	**W**	**L**	**T**	**OL**	**GF**	**GA**	**W**	**L**	**T**	**OL**	**GF**	**GA**	**W**	**L**	**T**	**OL**	**GF**	**GA**
1998-99	2	1	0		9	5	3	0	0		9	1	5	1	0		18	6
1999-00	1	2	0	0	6	9	3	0	0	0	12	7	4	2	0	0	18	16
2000-01	1	0	1	0	5	3	1	1	1	0	11	14	2	1	2	0	16	17
2001-02	2	0	1	0	11	6	0	0	2	0	4	4	2	0	3	0	15	10
2002-03	1	0	0	1	6	6	0	2	0	1	7	12	1	2	0	2	13	18
2003-04	2	1	0	0	11	7	0	2	1	0	9	14	2	3	1	0	20	21
2005-06	4	0		0	15	6	1	3		0	9	11	5	3		0	24	17
2006-07	3	1		0	16	14	1	2		1	11	14	4	3		1	27	28
2007-08	3	0		1	17	11	3	1		0	9	6	6	1		1	26	17
2008-09	2	1		0	6	7	2	1		0	9	10	4	2		0	15	17
TOTALS	**50**	**28**	**11**	**2**	**355**	**288**	**39**	**34**	**14**	**2**	**326**	**335**	**89**	**62**	**25**	**4**	**681**	**623**

VS MINNESOTA

	HOME						ROAD						OVERALL					
YEAR	**W**	**L**	**T**	**OL**	**GF**	**GA**	**W**	**L**	**T**	**OL**	**GF**	**GA**	**W**	**L**	**T**	**OL**	**GF**	**GA**
2000-01	2	0	0	0	6	1	1	0	1	0	4	2	3	0	1	0	10	3
2001-02	2	0	0	0	9	2	0	1	1	0	4	7	2	1	1	0	13	9
2002-03	1	1	0	0	5	7	1	1	0	0	4	4	2	2	0	0	9	11
2003-04	0	1	1	0	3	6	2	0	0	0	5	2	2	1	1	0	8	8
2005-06	1	1		0	6	7	1	1		0	6	5	2	2		0	12	12
2006-07	1	1		0	4	4	0	2		0	2	7	1	3		0	6	11
2007-08	0	2		0	4	6	0	2		0	2	7	0	4		0	6	13
2008-09	1	1		0	5	4	0	2		0	3	10	1	3		0	8	14
TOTALS	**8**	**7**	**1**	**0**	**42**	**37**	**5**	**9**	**2**	**0**	**30**	**44**	**13**	**16**	**3**	**0**	**72**	**81**

VS MONTREAL

	HOME						ROAD						OVERALL					
YEAR	**W**	**L**	**T**	**OL**	**GF**	**GA**	**W**	**L**	**T**	**OL**	**GF**	**GA**	**W**	**L**	**T**	**OL**	**GF**	**GA**
1979-80	1	1	0		9	6	0	2	0		0	10	1	3	0		9	16
1980-81	1	1	0		5	7	0	2	0		6	16	1	3	0		11	23
1981-82	0	0	2		9	9	0	1	0		3	7	0	1	2		12	16
1982-83	0	1	0		0	2	0	2	0		7	14	0	3	0		7	16
1983-84	0	1	1		4	14	1	0	0		5	3	1	1	1		9	17
1984-85	0	1	0		2	4	1	1	0		8	7	1	2	0		10	11
1985-86	1	1	0		9	11	0	1	0		0	4	1	2	0		9	15
1986-87	1	0	0		2	1	0	2	0		5	10	1	2	0		7	11
1987-88	0	2	0		4	11	0	1	0		0	6	0	3	0		4	17
1988-89	1	0	0		7	3	0	2	0		5	13	1	2	0		12	16
1989-90	1	0	1		9	8	0	1	0		1	5	1	1	1		10	13
1990-91	1	0	0		4	2	0	2	0		7	12	1	2	0		11	14
1991-92	0	0	1		2	2	0	1	0		1	6	0	1	1		3	8
1992-93	0	1	0		2	3	0	1	0		1	2	0	2	0		3	5
1993-94	1	0	0		3	1	0	1	0		2	4	1	1	0		5	5
1994-95	DID NOT PLAY																	
1995-96	0	1	0		5	6	0	1	0		1	4	0	2	0		6	10
1996-97	0	0	1		4	4	1	0	0		5	4	1	0	1		9	8
1997-98	0	1	0		2	5	0	1	0		2	4	0	2	0		4	9
1998-99	1	0	0		4	2	0	0	1		2	2	1	0	1		6	4
1999-00	-	-	-	-	-	-	0	1	0	0	0	1	0	1	0	0	0	1
2000-01	0	0	1	0	3	3	0	1	0	0	2	5	0	1	1	0	5	8
2001-02	-	-	-	-	-	-	0	0	1	0	3	3	0	0	1	0	3	3
2002-03	0	1	0	0	2	4	-	-	-	-	-	-	0	1	0	0	2	4
2003-04	0	1	0	0	3	4	-	-	-	-	-	-	0	1	0	0	3	4
2005-06	-	-	-	-	-	-	0	1		0	2	5	0	1		0	2	5
2006-07	DID NOT PLAY																	
2007-08	0	1		0	2	4	-	-	-	-	-	-	0	1		0	2	4
2008-09	-	-	-	-	-	-	0	1		0	1	4	0	1		0	1	4
TOTALS	**9**	**14**	**7**	**0**	**96**	**116**	**3**	**26**	**2**	**0**	**69**	**151**	**12**	**40**	**9**	**0**	**165**	**267**

ALL-TIME VS. OPPONENTS

VS NASHVILLE

	HOME						ROAD						OVERALL					
YEAR	W	L	T	OL	GF	GA	W	L	T	OL	GF	GA	W	L	T	OL	GF	GA
1998-99	1	1	0		7	7	1	1	0		5	3	2	2	0		12	10
1999-00	1	0	0	1	6	6	1	0	1	0	10	7	2	0	1	1	16	13
2000-01	1	1	0	0	7	6	0	1	0	1	4	8	1	2	0	1	11	14
2001-02	2	0	0	0	7	4	2	0	0	0	4	2	4	0	0	0	11	6
2002-03	2	0	0	0	3	1	1	0	0	1	5	5	3	0	0	1	8	6
2003-04	0	2	0	0	3	11	0	1	1	0	6	7	0	3	1	0	9	18
2005-06	1	0		1	9	8	0	2		0	1	7	1	2		1	10	15
2006-07	2	0		0	6	4	0	2		0	2	8	2	2		0	8	12
2007-08	1	1		0	7	9	1	0		1	8	6	2	1		1	15	15
2008-09	1	1		0	2	3	0	2		0	2	6	1	3		0	4	9
TOTALS	**12**	**6**	**0**	**2**	**57**	**59**	**6**	**9**	**2**	**3**	**47**	**59**	**18**	**15**	**2**	**5**	**104**	**118**

VS NEW JERSEY

	HOME						ROAD						OVERALL					
YEAR	W	L	T	OL	GF	GA	W	L	T	OL	GF	GA	W	L	T	OL	GF	GA
1979-80	2	0	0		7	4	0	1	1		3	6	2	1	1		10	10
1980-81	2	0	0		9	7	0	1	1		3	4	2	1	1		12	11
1981-82	1	1	0		10	6	1	0	0		5	3	2	1	0		15	9
1982-83	1	1	0		5	4	1	0	0		5	3	2	1	0		10	7
1983-84	1	0	0		4	1	1	1	0		11	11	2	1	0		15	12
1984-85	1	0	1		9	3	1	0	0		6	3	2	0	1		15	6
1985-86	1	0	0		5	3	0	2	0		7	10	1	2	0		12	13
1986-87	2	0	0		12	4	1	0	0		5	4	3	0	0		17	8
1987-88	1	0	0		4	1	1	0	1		4	2	2	0	1		8	3
1988-89	1	0	1		8	7	0	0	1		3	3	1	0	2		11	10
1989-90	0	1	0		1	3	2	0	0		8	5	2	1	0		9	8
1990-91	1	0	1		8	7	0	0	1		3	3	1	0	2		11	10
1991-92	1	0	0		6	4	1	0	0		1	0	2	0	0		7	4
1992-93	1	0	0		4	3	0	0	1		2	2	1	0	1		6	5
1993-94	0	1	0		0	4	0	1	0		4	7	0	2	0		4	11
1994-95	DID NOT PLAY																	
1995-96	1	0	0		5	3	0	1	0		1	4	1	1	0		6	7
1996-97	1	0	0		4	3	1	0	0		4	3	2	0	0		8	6
1997-98	0	1	0		0	3	0	1	0		2	3	0	2	0		2	6
1998-99	1	0	0		3	2	0	1	0		1	4	1	1	0		4	6
1999-00	1	0	0	0	4	2	0	1	0	0	3	4	1	1	0	0	7	6
2000-01	0	1	0	0	2	3	0	1	0	0	1	5	0	2	0	0	3	8
2001-02	1	0	0	0	4	1	0	1	0	0	2	5	1	1	0	0	6	6
2002-03	0	1	0	0	0	3	-	-	-	-	-	-	0	1	0	0	0	3
2003-04	-	-	-	-	-	-	1	0	0	0	3	1	1	0	0	0	3	1
2005-06	DID NOT PLAY																	
2006-07	1	0		0	3	1	-	-	-	-	-	-	1	0		0	3	1
2007-08	-	-	-	-	-	-	1	0		0	4	1	1	0		0	4	1
2008-09	-	-	-	-	-	-	0	1		0	2	5	0	1		0	2	5
TOTALS	**22**	**7**	**3**	**0**	**117**	**82**	**12**	**13**	**6**	**0**	**93**	**101**	**34**	**20**	**9**	**0**	**210**	**183**

VS NY ISLANDERS

	HOME						ROAD						OVERALL					
YEAR	W	L	T	OL	GF	GA	W	L	T	OL	GF	GA	W	L	T	OL	GF	GA
1979-80	0	1	1		4	8	0	1	1		2	5	0	2	2		6	13
1980-81	0	2	0		7	11	0	1	1		6	10	0	3	1		13	21
1981-82	1	1	0		8	7	0	1	0		2	5	1	2	0		10	12
1982-83	1	0	0		4	2	0	1	1		3	6	1	1	1		7	8
1983-84	1	1	0		7	7	1	0	0		4	2	2	1	0		11	9
1984-85	0	1	0		2	5	1	1	0		7	9	1	2	0		9	14
1985-86	0	2	0		4	10	0	0	1		4	4	0	2	1		8	14
1986-87	1	0	0		3	1	0	1	1		6	9	1	1	1		9	10
1987-88	1	1	0		5	8	0	1	0		3	7	1	2	0		8	15
1988-89	0	1	0		3	4	1	1	0		14	9	1	2	0		17	13
1989-90	0	2	0		7	12	1	0	0		4	3	1	2	0		11	15
1990-91	1	0	0		8	1	0	2	0		2	7	1	2	0		10	8
1991-92	1	0	0		3	1	0	1	1		5	6	1	1	1		8	7
1992-93	0	0	1		3	3	1	0	0		4	3	1	0	1		7	6
1993-94	0	1	0		2	7	1	0	0		5	2	1	1	0		7	9

ALL-TIME VS. OPPONENTS

VS NY ISLANDERS *(CONT'D)*

	HOME						ROAD						OVERALL					
YEAR	**W**	**L**	**T**	**OL**	**GF**	**GA**	**W**	**L**	**T**	**OL**	**GF**	**GA**	**W**	**L**	**T**	**OL**	**GF**	**GA**
1994-95	DID NOT PLAY																	
1995-96	0	1	0		2	4	1	0	0		7	5	1	1	0		9	9
1996-97	0	0	1		3	3	0	1	0		2	8	0	1	1		5	11
1997-98	1	0	0		2	1	0	1	0		0	4	1	1	0		2	5
1998-99	1	0	0		4	2	0	0	1		4	4	1	0	1		8	6
1999-00	1	0	0	0	5	0	0	0	1	0	2	2	1	0	1	0	7	2
2000-01	0	0	1	0	2	2	1	0	0	0	2	1	1	0	1	0	4	3
2001-02	1	0	0	0	6	1	-	-	-	-	-	-	1	0	0	0	6	1
2002-03	-	-	-	-	-	-	1	0	0	0	3	2	1	0	0	0	3	2
2003-04	0	1	0	0	2	5	-	-	-	-	-	-	0	1	0	0	2	5
2005-06	DID NOT PLAY																	
2006-07	1	0		0	6	3	-	-	-	-	-	-	1	0		0	6	3
2007-08	-	-	-	-	-	-	0	1		0	2	3	0	1		0	2	3
2008-09	1	0		0	5	4	0	1		0	2	3	1	1		0	7	7
TOTALS	**13**	**15**	**4**	**0**	**107**	**112**	**9**	**15**	**8**	**0**	**95**	**119**	**22**	**30**	**12**	**0**	**202**	**231**

VS NY RANGERS

	HOME						ROAD						OVERALL					
YEAR	**W**	**L**	**T**	**OL**	**GF**	**GA**	**W**	**L**	**T**	**OL**	**GF**	**GA**	**W**	**L**	**T**	**OL**	**GF**	**GA**
1979-80	1	1	0		4	5	1	1	0		7	8	2	2	0		11	13
1980-81	1	1	0		8	5	0	2	0		8	16	1	3	0		16	21
1981-82	1	0	1		12	7	0	1	0		2	5	1	1	1		14	12
1982-83	1	0	0		4	1	0	1	1		9	14	1	1	1		13	15
1983-84	0	2	0		6	9	1	0	0		7	5	1	2	0		13	14
1984-85	1	0	0		6	5	2	0	0		17	9	3	0	0		23	14
1985-86	1	1	0		7	8	0	1	0		4	7	1	2	0		11	15
1986-87	0	1	0		3	6	2	0	0		7	5	2	1	0		10	11
1987-88	0	1	1		9	10	0	1	0		4	6	0	2	1		13	16
1988-89	0	1	0		3	4	1	1	0		9	7	1	2	0		12	11
1989-90	1	1	0		6	8	0	0	1		3	3	1	1	1		9	11
1990-91	0	1	0		4	6	1	1	0		7	8	1	2	0		11	14
1991-92	1	1	0		5	7	0	1	0		2	4	1	2	0		7	11
1992-93	0	1	0		4	5	0	1	0		2	5	0	2	0		6	10
1993-94	1	0	0		3	1	0	1	0		1	2	1	1	0		4	3
1994-95	DID NOT PLAY																	
1995-96	1	0	0		6	3	0	1	0		4	6	1	1	0		10	9
1996-97	0	1	0		1	3	0	1	0		2	5	0	2	0		3	8
1997-98	0	0	1		1	1	0	1	0		1	3	0	1	1		2	4
1998-99	1	0	0		3	1	0	1	0		0	3	1	1	0		3	4
1999-00	0	0	1	0	2	2	0	1	0	0	2	4	0	1	1	0	4	6
2000-01	1	0	0	0	3	1	1	0	0	0	2	0	2	0	0	0	5	1
2001-02	1	0	0	0	5	0	-	-	-	-	-	-	1	0	0	0	5	0
2002-03	-	-	-	-	-	-	0	0	0	1	2	3	0	0	0	1	2	3
2003-04	0	0	0	1	2	3	-	-	-	-	-	-	0	0	0	1	2	3
2005-06	DID NOT PLAY																	
2006-07	0	1		0	3	7	-	-	-	-	-	-	0	1		0	3	7
2007-08	-	-	-	-	-	-	1	0		0	5	1	1	0		0	5	1
2008-09	-	-	-	-	-	-	0	1		0	1	4	0	1		0	1	4
TOTALS	**13**	**14**	**4**	**1**	**110**	**108**	**10**	**18**	**2**	**1**	**108**	**133**	**23**	**32**	**6**	**2**	**218**	**241**

VS OTTAWA

	HOME						ROAD						OVERALL					
YEAR	**W**	**L**	**T**	**OL**	**GF**	**GA**	**W**	**L**	**T**	**OL**	**GF**	**GA**	**W**	**L**	**T**	**OL**	**GF**	**GA**
1992-93	1	0	0		6	3	1	0	1		12	6	2	0	1		18	9
1993-94	0	1	0		6	7	2	0	0		9	3	2	1	0		15	10
1994-95	DID NOT PLAY																	
1995-96	1	0	0		6	2	1	0	0		3	1	2	0	0		9	3
1996-97	0	1	0		1	4	1	0	0		4	2	1	1	0		5	6
1997-98	0	0	1		4	4	0	1	0		1	4	0	1	1		5	8
1998-99	0	1	0		1	4	1	0	0		2	0	1	1	0		3	4
1999-00	1	0	0	0	4	3	0	1	0	0	2	5	1	1	0	0	6	8
2000-01	0	1	0	0	2	5	-	-	-	-	-	-	0	1	0	0	2	5
2001-02	1	0	0	0	3	2	0	1	0	0	0	6	1	1	0	0	3	8
2002-03	-	-	-	-	-	-	0	1	0	0	1	2	0	1	0	0	1	2

ALL-TIME VS. OPPONENTS

VS OTTAWA *(CONT'D)*

	HOME						ROAD						OVERALL					
YEAR	W	L	T	OL	GF	GA	W	L	T	OL	GF	GA	W	L	T	OL	GF	GA
2003-04	0	1	0	0	1	4	-	-	-	-	-	-	0	1	0	0	1	4
2005-06	-	-	-	-	-	-	0	1		0	2	7	0	1		0	2	7
2006-07	DID NOT PLAY																	
2007-08	0	1		0	2	4	-	-	-	-	-	-	0	1		0	2	4
2008-09	-	-	-	-	-	-	0	1		0	3	6	0	1		0	3	6
TOTALS	**4**	**6**	**1**	**0**	**36**	**42**	**6**	**6**	**1**	**0**	**39**	**42**	**10**	**12**	**2**	**0**	**75**	**84**

VS PHILADELPHIA

	HOME						ROAD						OVERALL					
YEAR	W	L	T	OL	GF	GA	W	L	T	OL	GF	GA	W	L	T	OL	GF	GA
1979-80	0	2	0		7	10	0	2	0		5	10	0	4	0		12	20
1980-81	1	1	0		7	9	0	2	0		2	13	1	3	0		9	22
1981-82	1	0	0		6	2	1	1	0		8	8	2	1	0		14	10
1982-83	0	2	0		5	9	0	1	0		2	5	0	3	0		7	14
1983-84	1	0	0		3	2	0	2	0		9	11	1	2	0		12	13
1984-85	2	0	0		11	6	1	0	0		7	4	3	0	0		18	10
1985-86	1	0	0		2	1	0	2	0		5	14	1	2	0		7	15
1986-87	1	1	0		6	7	0	1	0		1	3	1	2	0		7	10
1987-88	0	1	0		3	4	0	2	0		3	10	0	3	0		6	14
1988-89	0	1	1		7	11	0	1	0		1	5	0	2	1		8	16
1989-90	1	0	0		5	3	1	1	0		7	8	2	1	0		12	11
1990-91	0	2	0		4	8	0	1	0		3	4	0	3	0		7	12
1991-92	1	0	0		2	0	2	0	0		3	1	3	0	0		5	1
1992-93	0	1	0		2	4	0	1	0		4	5	0	2	0		6	9
1993-94	0	0	1		2	2	1	0	0		9	6	1	0	1		11	8
1994-95	DID NOT PLAY																	
1995-96	1	0	0		4	1	0	1	0		0	3	1	1	0		4	4
1996-97	0	1	0		1	3	0	1	0		1	4	0	2	0		2	7
1997-98	0	1	0		2	6	1	0	0		2	1	1	1	0		4	7
1998-99	0	1	0		1	4	0	1	0		2	4	0	2	0		3	8
1999-00	0	1	0	0	1	4	0	1	0	0	3	5	0	2	0	0	4	9
2000-01	1	0	0	0	6	3	1	0	0	0	2	1	2	0	0	0	8	4
2001-02	1	0	0	0	4	2	-	-	-	-	-	-	1	0	0	0	4	2
2002-03	1	0	0	0	4	0	0	1	0	0	2	6	1	1	0	0	6	6
2003-04	0	1	0	0	4	5	0	1	0	0	2	3	0	2	0	0	6	8
2005-06	DID NOT PLAY																	
2006-07	1	0		0	4	0	-	-	-	-	-	-	1	0		0	4	0
2007-08	-	-	-	-	-	-	1	0		0	3	2	1	0		0	3	2
2008-09	-	-	-	-	-	-	0	0		1	3	4	0	0		1	3	4
TOTALS	**14**	**16**	**2**	**0**	**103**	**106**	**9**	**23**	**0**	**1**	**89**	**140**	**23**	**39**	**2**	**1**	**192**	**246**

VS PITTSBURGH

	HOME						ROAD						OVERALL					
YEAR	W	L	T	OL	GF	GA	W	L	T	OL	GF	GA	W	L	T	OL	GF	GA
1979-80	0	2	0		4	7	0	2	0		4	7	0	4	0		8	14
1980-81	0	2	0		7	9	0	2	0		7	9	0	4	0		14	18
1981-82	1	0	0		6	1	0	2	0		3	6	1	2	0		9	7
1982-83	2	0	0		10	7	0	1	0		4	6	2	1	0		14	13
1983-84	0	1	0		3	6	2	0	0		9	7	2	1	0		12	13
1984-85	1	1	0		10	10	1	0	0		6	4	2	1	0		16	14
1985-86	1	0	0		5	3	0	2	0		3	13	1	2	0		8	16
1986-87	1	1	0		6	6	1	0	0		4	3	2	1	0		10	9
1987-88	0	1	0		4	5	2	0	0		8	4	2	1	0		12	9
1988-89	1	1	0		8	8	0	1	0		4	5	1	2	0		12	13
1989-90	0	0	1		3	3	0	2	0		4	10	0	2	1		7	13
1990-91	1	1	0		10	8	0	1	0		2	9	1	2	0		12	17
1991-92	0	1	0		1	3	1	1	0		6	3	1	2	0		7	6
1992-93	1	0	0		3	2	0	1	0		2	5	1	1	0		5	7
1993-94	0	1	0		3	5	0	1	0		3	5	0	2	0		6	10
1994-95	DID NOT PLAY																	
1995-96	0	1	0		0	1	0	1	0		4	9	0	2	0		4	10
1996-97	0	0	1		5	5	0	1	0		1	4	0	1	1		6	9
1997-98	0	0	1		2	2	1	0	0		2	1	1	0	1		4	3
1998-99	1	0	0		5	3	0	1	0		1	4	1	1	0		6	7
1999-00	1	0	0	0	3	1	0	1	0	0	2	4	1	1	0	0	5	5

ALL-TIME VS. OPPONENTS

VS PITTSBURGH *(CONT'D)*

	HOME						ROAD						OVERALL					
YEAR	**W**	**L**	**T**	**OL**	**GF**	**GA**	**W**	**L**	**T**	**OL**	**GF**	**GA**	**W**	**L**	**T**	**OL**	**GF**	**GA**
2000-01	1	0	0	0	5	4	-	-	-	-	-	-	1	0	0	0	5	4
2001-02	1	0	0	0	5	2	1	0	0	0	3	1	2	0	0	0	8	3
2002-03	1	0	0	0	5	2	1	0	0	0	4	1	2	0	0	0	9	3
2003-04	0	0	0	1	3	4	-	-	-	-	-	-	0	0	0	1	3	4
2005-06	DID NOT PLAY																	
2006-07	0	1		0	2	7	-	-	-	-	-	-	0	1		0	2	7
2007-08	-	-	-	-	-	-	0	1		0	1	3	0	1		0	1	3
2008-09	1	0		0	4	1	-	-	-	-	-	-	1	0		0	4	1
TOTALS	**15**	**14**	**3**	**1**	**122**	**115**	**10**	**21**	**0**	**0**	**87**	**123**	**25**	**35**	**3**	**1**	**209**	**238**

VS SAN JOSE

	HOME						ROAD						OVERALL					
YEAR	**W**	**L**	**T**	**OL**	**GF**	**GA**	**W**	**L**	**T**	**OL**	**GF**	**GA**	**W**	**L**	**T**	**OL**	**GF**	**GA**
1991-92	3	1	0		18	9	2	0	1		13	10	5	1	1		31	19
1992-93	3	1	0		14	10	1	2	0		15	14	4	3	0		29	24
1993-94	0	1	1		6	11	0	1	1		7	12	0	2	2		13	23
1994-95	1	0	1		7	5	0	2	0		5	10	1	2	1		12	15
1995-96	0	1	1		4	10	1	1	0		9	6	1	2	1		13	16
1996-97	2	0	0		11	2	1	1	0		8	6	3	1	0		19	8
1997-98	2	0	0		8	4	2	0	0		7	2	4	0	0		15	6
1998-99	1	2	0		3	5	2	1	0		8	7	3	3	0		11	12
1999-00	2	1	0	0	8	8	1	2	0	0	5	11	3	3	0	0	13	19
2000-01	1	1	0	1	6	6	0	2	0	0	1	5	1	3	0	1	7	11
2001-02	1	1	0	0	10	9	1	2	0	0	9	12	2	3	0	0	19	21
2002-03	2	0	0	1	11	8	1	0	1	0	6	5	3	0	1	1	17	13
2003-04	0	3	0	0	2	12	1	1	1	0	6	10	1	4	1	0	8	22
2005-06	2	1		1	14	11	4	0		0	18	12	6	1		1	32	23
2006-07	1	3		0	11	11	1	3		0	7	15	2	6		0	18	26
2007-08	2	2		0	10	14	1	3		0	5	14	3	5		0	15	28
2008-09	2	1		0	10	8	1	2		0	6	6	3	3		0	16	14
TOTALS	**25**	**19**	**3**	**3**	**153**	**143**	**20**	**23**	**4**	**0**	**135**	**157**	**45**	**42**	**7**	**3**	**288**	**300**

VS ST. LOUIS

	HOME						ROAD						OVERALL					
YEAR	**W**	**L**	**T**	**OL**	**GF**	**GA**	**W**	**L**	**T**	**OL**	**GF**	**GA**	**W**	**L**	**T**	**OL**	**GF**	**GA**
1979-80	0	0	2		8	8	1	1	0		4	8	1	1	2		12	16
1980-81	0	0	2		6	6	0	2	0		4	10	0	2	2		10	16
1981-82	3	0	1		19	14	1	1	1		14	14	4	1	2		33	28
1982-83	0	1	0		2	4	2	0	0		9	5	2	1	0		11	9
1983-84	2	0	0		8	4	0	1	0		3	9	2	1	0		11	13
1984-85	0	1	0		2	6	0	0	2		8	8	0	1	2		10	14
1985-86	1	1	0		6	5	0	1	0		6	8	1	2	0		12	13
1986-87	1	0	0		2	0	0	0	2		4	4	1	0	2		6	4
1987-88	2	0	0		8	4	0	1	0		2	6	2	1	0		10	10
1988-89	1	0	0		6	2	0	1	1		7	9	1	1	1		13	11
1989-90	1	1	0		8	10	0	0	1		3	3	1	1	1		11	13
1990-91	1	0	0		4	3	0	1	1		5	7	1	1	1		9	10
1991-92	0	1	1		6	7	0	1	0		1	2	0	2	1		7	9
1992-93	1	1	0		6	6	1	1	0		3	4	2	2	0		9	10
1993-94	2	1	0		6	4	1	2	0		10	12	3	3	0		16	16
1994-95	1	2	0		12	11	1	1	0		8	9	2	3	0		20	20
1995-96	1	2	0		8	11	0	2	1		4	8	1	4	1		12	19
1996-97	1	2	0		5	8	2	1	0		10	6	3	3	0		15	14
1997-98	1	1	0		7	7	2	1	0		8	10	3	2	0		15	17
1998-99	1	1	0		8	8	0	1	1		4	5	1	2	1		12	13
1999-00	0	2	0	0	3	11	1	1	0	0	2	5	1	3	0	0	5	16
2000-01	2	0	0	0	7	2	0	2	0	0	2	7	2	2	0	0	9	9
2001-02	2	0	0	0	8	3	0	2	0	0	4	9	2	2	0	0	12	12
2002-03	0	1	1	0	4	7	1	1	0	0	8	9	1	2	1	0	12	16
2003-04	2	0	0	0	7	5	0	1	1	0	3	5	2	1	1	0	10	10
2005-06	1	1		0	9	9	2	0		0	8	3	3	1		0	17	12
2006-07	1	1		0	7	9	2	0		0	7	3	3	1		0	14	12
2007-08	2	0		0	5	2	2	0		0	4	2	4	0		0	9	4
2008-09	0	2		0	2	8	0	2		0	4	6	0	4		0	6	14
TOTALS	**30**	**22**	**7**	**0**	**189**	**184**	**19**	**28**	**11**	**0**	**159**	**196**	**49**	**50**	**18**	**0**	**348**	**380**

ALL-TIME VS. OPPONENTS

VS TAMPA BAY

	HOME						ROAD						OVERALL					
YEAR	**W**	**L**	**T**	**OL**	**GF**	**GA**	**W**	**L**	**T**	**OL**	**GF**	**GA**	**W**	**L**	**T**	**OL**	**GF**	**GA**
1992-93	1	1	0		6	6	2	0	0		10	7	3	1	0		16	13
1993-94	0	1	0		2	3	1	0	0		4	3	1	1	0		6	6
1994-95	DID NOT PLAY																	
1995-96	1	0	0		5	2	0	1	0		3	6	1	1	0		8	8
1996-97	0	1	0		0	2	1	0	0		5	0	1	1	0		5	2
1997-98	1	0	0		5	2	0	1	0		1	2	1	1	0		6	4
1998-99	1	0	0		4	1	0	1	0		2	4	1	1	0		6	5
1999-00	1	0	0	0	3	1	0	0	0	0	0	0	1	0	0	0	3	1
2000-01	1	0	0	0	3	2	1	0	0	0	5	2	2	0	0	0	8	4
2001-02	0	1	0	0	0	3	-	-	-	-	-	-	0	1	0	0	0	3
2002-03	0	1	0	0	0	4	0	1	0	0	2	4	0	2	0	0	2	8
2003-04	-	-	-	-	-	-	0	1	0	0	1	5	0	1	0	0	1	5
2005-06	0	1		0	1	3	-	-	-	-	-	-	0	1		0	1	3
2006-07	-	-	-	-	-	-	0	1		0	3	5	0	1		0	3	5
2007-08	DID NOT PLAY																	
2008-09	1	0		0	3	2	-	-	-	-	-	-	1	0		0	3	2
TOTALS	**7**	**6**	**0**	**0**	**32**	**31**	**5**	**6**	**0**	**0**	**36**	**38**	**12**	**12**	**0**	**0**	**68**	**69**

VS TORONTO

	HOME						ROAD						OVERALL					
YEAR	**W**	**L**	**T**	**OL**	**GF**	**GA**	**W**	**L**	**T**	**OL**	**GF**	**GA**	**W**	**L**	**T**	**OL**	**GF**	**GA**
1979-80	0	2	0		7	17	0	2	0		2	15	0	4	0		9	32
1980-81	0	2	0		8	12	2	0	0		10	2	2	2	0		18	14
1981-82	1	2	0		12	14	3	0	1		23	13	4	2	1		35	27
1982-83	2	0	0		13	6	1	0	0		6	3	3	0	0		19	9
1983-84	1	0	0		8	2	2	0	0		16	11	3	0	0		24	13
1984-85	2	0	0		11	6	1	0	0		5	3	3	0	0		16	9
1985-86	0	0	1		3	3	1	1	0		5	9	1	1	1		8	12
1986-87	1	1	0		9	11	0	1	0		1	6	1	2	0		10	17
1987-88	1	0	0		4	3	1	1	0		13	8	2	1	0		17	11
1988-89	2	0	0		12	7	1	0	0		10	2	3	0	0		22	9
1989-90	0	0	1		5	5	2	0	0		10	5	2	0	1		15	10
1990-91	1	0	1		12	6	0	1	0		2	5	1	1	1		14	11
1991-92	1	0	0		4	2	1	1	0		4	4	2	1	0		8	6
1992-93	1	1	0		9	8	0	1	0		2	4	1	2	0		11	12
1993-94	0	2	1		5	11	1	2	0		6	14	1	4	1		11	25
1994-95	1	0	1		8	4	0	3	0		7	12	1	3	1		15	16
1995-96	2	1	0		10	10	1	1	1		8	7	3	2	1		18	17
1996-97	2	0	1		9	5	2	1	0		10	8	4	1	1		19	13
1997-98	2	1	0		8	5	2	0	0		8	2	4	1	0		16	7
1998-99	-	-	-		-	-	0	1	0		2	5	0	1	0		2	5
1999-00	-	-	-	-	-	-	0	1	0	0	3	5	0	1	0	0	3	5
2000-01	-	-	-	-	-	-	0	1	0	0	2	3	0	1	0	0	2	3
2001-02	-	-	-	-	-	-	0	1	0	0	3	6	0	1	0	0	3	6
2002-03	-	-	-	-	-	-	0	1	0	0	3	5	0	1	0	0	3	5
2003-04	0	1	0	0	4	5	-	-	-	-	-	-	0	1	0	0	4	5
2005-06	-	-	-	-	-	-	1	0		0	4	3	1	0		0	4	3
2006-07	DID NOT PLAY																	
2007-08	1	0		0	5	1	-	-	-	-	-	-	1	0		0	5	1
2008-09	1	0		0	6	3	-	-	-	-	-	-	1	0		0	6	3
TOTALS	**22**	**13**	**6**	**0**	**172**	**146**	**22**	**20**	**2**	**0**	**165**	**160**	**44**	**33**	**8**	**0**	**337**	**306**

ALL-TIME VS. OPPONENTS

VS VANCOUVER

	HOME						ROAD						OVERALL					
YEAR	W	L	T	OL	GF	GA	W	L	T	OL	GF	GA	W	L	T	OL	GF	GA
1979-80	1	0	1		8	6	0	2	0		3	6	1	2	1		11	12
1980-81	0	1	1		6	14	0	1	1		5	10	0	2	2		11	24
1981-82	1	0	0		5	2	0	2	0		1	10	1	2	0		6	12
1982-83	3	1	0		16	14	0	3	1		14	21	3	4	1		30	35
1983-84	1	2	1		16	18	1	3	0		13	15	2	5	1		29	33
1984-85	2	1	1		21	19	3	1	0		20	15	5	2	1		41	34
1985-86	2	1	1		16	13	1	2	1		14	16	3	3	2		30	29
1986-87	3	1	0		13	11	2	2	0		18	17	5	3	0		31	28
1987-88	3	1	0		19	13	2	2	0		11	15	5	3	0		30	28
1988-89	3	1	0		17	15	1	2	1		11	14	4	3	1		28	29
1989-90	2	1	1		16	10	1	1	2		12	13	3	2	3		28	23
1990-91	2	1	1		15	16	2	2	0		10	10	4	3	1		25	26
1991-92	1	2	0		9	8	0	2	2		8	12	1	4	2		17	20
1992-93	0	3	0		8	16	1	3	0		9	20	1	6	0		17	36
1993-94	0	2	0		7	13	0	2	0		2	11	0	4	0		9	24
1994-95	1	0	1		10	7	1	1	0		5	6	2	1	1		15	13
1995-96	0	2	0		5	9	1	1	0		8	6	1	3	0		13	15
1996-97	2	0	0		11	4	0	2	0		6	12	2	2	0		17	16
1997-98	1	1	0		5	7	1	1	0		8	5	2	2	0		13	12
1998-99	1	1	0		4	5	0	1	1		3	4	1	2	1		7	9
1999-00	1	1	0	0	7	3	1	1	0	0	5	3	2	2	0	0	12	6
2000-01	1	0	1	0	4	3	1	1	0	0	5	8	2	1	1	0	9	11
2001-02	2	0	0	0	11	3	0	2	0	0	5	8	2	2	0	0	16	11
2002-03	0	1	1	0	5	8	0	2	0	0	1	6	0	3	1	0	6	14
2003-04	0	2	0	0	2	8	0	1	1	0	4	9	0	3	1	0	6	17
2005-06	1	1		0	6	8	0	2		0	4	6	1	3		0	10	14
2006-07	1	1		0	5	5	0	2		0	5	9	1	3		0	10	14
2007-08	1	0		1	3	2	1	1		0	5	6	2	1		1	8	8
2008-09	1	1		0	8	5	1	1		0	4	2	2	2		0	12	7
TOTALS	**37**	**29**	**10**	**1**	**278**	**265**	**21**	**49**	**10**	**0**	**219**	**295**	**58**	**78**	**20**	**1**	**497**	**560**

VS WASHINGTON

	HOME						ROAD						OVERALL					
YEAR	W	L	T	OL	GF	GA	W	L	T	OL	GF	GA	W	L	T	OL	GF	GA
1979-80	0	1	1		4	7	0	2	0		7	11	0	3	1		11	18
1980-81	0	1	1		7	9	0	2	0		4	8	0	3	1		11	17
1981-82	1	1	0		6	6	0	1	0		3	7	1	2	0		9	13
1982-83	0	0	1		3	3	0	1	1		4	9	0	1	2		7	12
1983-84	1	1	0		7	10	0	1	0		3	8	1	2	0		10	18
1984-85	1	0	0		5	3	1	1	0		9	11	2	1	0		14	14
1985-86	1	0	1		14	11	0	1	0		3	5	1	1	1		17	16
1986-87	0	0	1		3	3	1	1	0		7	8	1	1	1		10	11
1987-88	1	1	0		3	8	1	0			3	2	2	1	0		6	10
1988-89	1	0	0		3	2	0	2	0		6	12	1	2	0		9	14
1989-90	2	0	0		12	5	1	0	0		4	3	3	0	0		16	8
1990-91	0	1	0		1	2	1	1	0		5	5	1	2	0		6	7
1991-92	2	0	0		10	8	0	0	1		3	3	2	0	1		13	11
1992-93	1	0	0		6	2	0	1	0		6	8	1	1	0		12	10
1993-94	1	0	0		6	4	0	1	0		3	4	1	1	0		9	8
1994-95	DID NOT PLAY																	
1995-96	0	1	0		1	6	0	0	1		1	1	0	1	1		2	7
1996-97	1	0	0		4	3	0	1	0		0	3	1	1	0		4	6
1997-98	0	0	1		3	3	0	1	0		1	2	0	1	1		4	5
1998-99	1	0	0		4	2	1	0	0		2	1	2	0	0		6	3
1999-00	0	0	1	0	2	2	0	0	0	1	2	3	0	0	1	1	4	5
2000-01	-	-	-	-	-	-	0	0	1	0	2	2	0	0	1	0	2	2
2001-02	1	0	0	0	5	2	0	0	1	0	2	2	1	0	1	0	7	4
2002-03	0	1	0	0	3	4	1	0	0	0	2	1	1	1	0	0	5	5
2003-04	-	-	-	-	-	-	1	0	0	0	3	0	1	0	0	0	3	0
2005-06	0	1		0	1	6	-	-	-	-	-	-	0	1		0	1	6
2006-07	-	-	-	-	-	-	1	0		0	3	2	1	0		0	3	2
2007-08	DID NOT PLAY																	
2008-09	1	0		0	2	1	-	-	-	-	-	-	1	0		0	2	1
TOTALS	**16**	**9**	**7**	**0**	**115**	**112**	**9**	**17**	**5**	**1**	**88**	**121**	**25**	**26**	**12**	**1**	**203**	**233**

TEAM RECORDS: SEASON

MOST

POINTS:
96 (43-27-10) – 1984-85

POINTS, HOME:
60 (27-8-3-3) – 2001-02

POINTS, ROAD:
48 (22-14-4) – 1984-85

WINS:
43 – 1984-85

WINS, HOME:
27 – 2001-02

WINS, ROAD:
23 – 1996-97

LOSSES:
57 – 1980-81

LOSSES, HOME:
25 – 1980-81

LOSSES, ROAD:
32 – 1980-81

TIES:
18 – 2003-04

TIES, HOME:
9 – 1981-82

TIES, ROAD:
11 – 2003-04

GOALS:
358 – 1984-85

GOALS AGAINST:
400 – 1980-81

GOALS PER-GAME AVERAGE:
4.47 AVG – 1984-85

GOALS AGAINST-PER-GAME AVERAGE:
5.00 AVG – 1980-81

POWER PLAY GOALS:
110 – 1987-88

POWER PLAY GOALS AGAINST:
98 – 2005-06

SHORTHANDED GOALS:
15 – 1988-89

SHORTHANDED GOALS AGAINST:
18 – 1983-84

ASSISTS:
605 – 1984-85

SCORING POINTS:
963 – 1984-85

50 + GOAL SCORERS:
1 – 1984-85 (Dale Hawerchuk-53); 1992-93 (Teemu Selanne-76); 1995-96 (Keith Tkachuk-50); and 1996-97 (Keith Tkachuk-52)

40 + GOAL SCORERS:
2 – 1981-82 (Dale Hawerchuk-45 and Morris Lukowich-43); 1984-85 (Dale Hawerchuk-53 and Paul MacLean-41); and 1987-88 (Dale Hawerchuk-44 and Paul MacLean-40)

30 + GOAL SCORERS:
6 – 1984-85 (Dale Hawerchuk-53; Paul MacLean-41; Laurie Boschman-32; Brian Mullen-32; Doug Smail-31 and Thomas Steen-30) NHL Record

20 + GOAL SCORERS:
7 – 1983-84 (Paul MacLean-40; Dale Hawerchuk-37; Laurie Boschman-28; Brian Mullen-21; Scott Arniel-21; Thomas Steen-20 and Doug Smail-20)

100 + POINT SCORERS:
2 – 1984-85 (Dale Hawerchuk-130 and Paul MacLean-101)

PENALTY MINUTES:
2278 – 1987-88

SHUTOUTS FOR:
9 – (Nikolai Khabibulin-8, Jimmy Waite-1) 1998-99

FEWEST

POINTS:
32 (9-57-14) – 1980-81

POINTS, HOME:
22 (7-25-8) – 1980-81

POINTS, ROAD:
10 (2-32-6) – 1980-81

WINS:
9 – 1980-81

WINS, HOME:
7 – 1980-81

WINS, ROAD:
2 – 1980-81

LOSSES:
*27 – 1984-85, 2000-01 and 2001-02 (25 in shortened 1994-95 season)

LOSSES, HOME:
8 – 2001-02

LOSSES, ROAD:
14 – 1984-85

TIES:
6 – 1995-96

TIES, HOME:
2 – 1982-83 and 1999-00

TIES, ROAD:
0 – 1996-97

GOALS:
*188 – 2003-04 (157 in shortened 1994-95 season)

GOALS AGAINST:
*197 – 1998-99 (177 in shortened 1994-95 season)

GOALS-PER-GAME AVERAGE:
2.29 AVG – 2003-04

GOALS AGAINST-PER-GAME AVERAGE:
2.40 AVG – 1998-99

POWER PLAY GOALS:
37 – 1999-00

POWER PLAY GOALS AGAINST:
*43 – 1999-00 (40 in shortened 1994-95 season)

SHORTHANDED GOALS:
3 – 1992-93

SHORTHANDED GOALS AGAINST:
4 – 2008-09

ASSISTS:
*319 – 2003-04 (270 in shortened 1994-95 season)

SCORING POINTS:
*507 – 2003-04 (427 in shortened 1994-95 season)

PENALTY MINUTES:
940 – 1999-00

TEAM RECORDS: SEASON STREAKS

LONGEST

WINNING:
9 Games – (Mar. 8-Mar. 27, 1985)

WINNING, HOME:
9 Games – (Dec. 27, 1992-Jan. 23, 1993; (Oct. 5-Oct. 16, 1999)

WINNING, ROAD:
8 Games – (Feb. 25-Apr. 6, 1985)

WINNING, START OF SEASON:
3 Games – (Oct. 10-Oct. 17, 1987); (Oct. 10-Oct. 15, 2003)

WINNING, START OF SEASON, HOME:
5 Games – (Oct. 5-Oct. 28, 2000)

WINNING, START OF SEASON, ROAD:
3 Games – (Oct. 9-Oct. 14, 1982)

UNDEFEATED:
14 Games – 12-0-2 (Oct. 25-Nov. 28, 1998)

UNDEFEATED, HOME:
11 Games – 6-0-5 (Dec. 23, 1983-Feb. 5, 1984); 10-0-1 (Oct. 15-Dec. 20, 1998)

UNDEFEATED, ROAD:
9 Games – 8-0-1 (Feb. 25-Apr. 7, 1985); 5-0-4-0 (Dec. 7, 2003-Jan. 9, 2004)

UNDEFEATED, START OF SEASON:
3 Games – 3-0-0 (Oct. 10-Oct. 17, 1987); 2-0-1 (Oct. 2-Oct. 8, 1999); 3-0-0 (Oct. 10-Oct. 15, 2003)

UNDEFEATED, START OF SEASON, HOME:
6 Games – 4-0-2 (Oct. 7-Oct. 30, 1995); 5-0-1 (Oct. 5-Nov. 3, 2000)

UNDEFEATED, START OF SEASON, ROAD:
4 Games – 2-0-2 (Oct. 10-Oct. 23, 1991)

UNDEFEATED, INCLUDING PLAYOFFS:
15 Games – 12-0-3 (Mar. 8-Apr. 11, 1985); 10-0-3 (regular season, 2-0 playoffs)

LOSING:
10 Games – (Nov. 30-Dec. 20, 1980); (Feb. 6-Feb. 25, 1994)

LOSING, HOME:
6 Games – (Oct. 6-Nov. 3, 2007); (Jan. 27-Feb. 16, 2009)

LOSING, ROAD:
13 Games – (Jan. 26-Apr. 14, 1994)

LOSING, START OF SEASON:
3 Games – (Oct. 10-Oct. 13, 1981)

LOSING, START OF SEASON, HOME:
3 Games – (Oct. 12-Oct. 26, 2002)

LOSING, START OF SEASON, ROAD:
8 Games – (Oct. 8-Nov. 8, 1992)

WINLESS:
30 Games – 0-23-7 (Oct. 19-Dec. 20, 1980) NHL Record

WINLESS, HOME:
14 Games – 0-9-5 (Oct. 19-Dec. 14, 1980)

WINLESS, ROAD:
18 Games – 0-16-2 (Oct. 10-Dec. 20, 1980)

WINLESS, START OF SEASON:
3 Games – 0-1-2 (Oct. 5-Oct. 9, 1983); 0-3-0 (Oct. 10-Oct. 13, 1985); 0-2-1 (Oct. 6-Oct. 12, 1988)

WINLESS, START OF SEASON, HOME:
6 Games – 0-4-2 (Oct. 5-Nov. 2, 1983)

WINLESS, START OF SEASON, ROAD:
18 Games – 0-16-2 (Oct. 10, 1980-Jan. 7, 1981)

SHUTOUT SEQUENCE:
306 minutes, 16 seconds – (Dec. 31, 2003-Jan. 11, 2004) – 60:00 vs LA, Dec. 31; 60:00 at DAL, Jan. 2; 60:00 at CAR, Jan. 4; 60:00 at WSH, Jan. 7; 60:00 at MIN, Jan. 9; 6:16 vs ATL, Jan. 11

CONSECUTIVE GOALS:
18 – (Dec. 31, 2003-Jan. 11, 2004)

TEAM RECORDS: GAME

MOST

GOALS:
12 – at NYR, Feb. 25, 1985

GOALS, HOME:
10 – vs LA, Mar. 30, 1983; and vs CGY, Mar. 25, 1987

GOALS, ROAD:
12 – at NYR, Feb. 25, 1985

GOALS AGAINST:
15 – at MIN 15, Nov. 11, 1981

GOALS AGAINST, HOME:
12 – vs MTL, Oct. 19, 1983

GOALS AGAINST, ROAD:
15 – at MIN, Nov. 11, 1981

GOALS, BOTH TEAMS:
18 – at DET, Nov. 25, 1987

GOALS, CONSECUTIVE:
9 – at TOR, Mar. 5, 1988

POWER PLAY GOALS:
5 – vs CGY, Mar. 9, 1988; vs CAR, Dec. 3, 2005; and vs FLA, Jan. 19, 2006

POWER PLAY GOALS AGAINST:
5 – at MIN, Nov. 11, 1981; and vs CGY, Nov. 1, 1991

SHORTHANDED GOALS:
4 – vs VAN, Apr. 7, 1995

SHORTHANDED GOALS AGAINST:
3 – at EDM, Dec. 21, 1983; at CHI, Oct. 12, 1988; and vs STL, Jan. 14, 2003

SCORING POINTS:
30 – at QUE, Nov. 24, 1990

SHOTS:
54 – vs LA, Mar. 30, 1983; and vs VAN, Feb. 10, 1985

SHOTS, BOTH TEAMS:
93 – vs MIN (WPG 42, MIN 51), Nov. 11, 1981

SHOTS AGAINST:
57 – vs VAN, Nov. 18, 1980

PENALTY MINUTES:
140 – at VAN (15 minors, 6 majors, 3 misconducts, 5 game misconducts), Dec. 31, 1987

PENALTY MINUTES, BOTH TEAMS:
286 – at VAN (140 WPG: 15 minors, 6 majors, 3 misconducts, 5 game misconducts; 146 VAN: 18 minors, 4 majors, 6 misconducts, 3 game misconducts), Dec. 31, 1987

FEWEST

SHOTS:
11 – vs DAL, Apr. 16, 1998; and at PIT, Dec. 11, 1999

SHOTS AGAINST:
12 – vs NJ, Oct. 22, 1982

PENALTY MINUTES:
0 – vs HFD, Dec. 30, 1981; at ANA, Apr. 6, 2008; at STL, Feb. 24, 2009

LARGEST

MARGIN OF VICTORY, HOME:
9 – vs CGY (10-1), Mar. 25, 1987; and vs CGY (9-0), Feb. 3, 1988

MARGIN OF VICTORY, ROAD:
9 – at TOR (10-1), Mar. 5, 1988

MARGIN OF DEFEAT, HOME:
10 – vs MTL (12-2), Oct. 19, 1983

MARGIN OF DEFEAT, ROAD:
13 – at MIN (15-2), Nov. 11, 1981

TEAM RECORDS: PERIOD

MOST

GOALS:
6 – vs VAN (2nd period), Nov. 9, 1984; vs LA (3rd period), Oct. 30, 1988; and at EDM (1st period), Mar. 30, 1999

GOALS AGAINST:
8 – at MIN (2nd period), Nov. 11, 1981

SHOTS:
25 – vs CGY (2nd period), Feb. 5, 1982

SHOTS AGAINST:
27 – at MIN (2nd period), Nov. 11, 1981

PENALTY MINUTES:
117 – at VAN (1st period, 6 minors, 5 majors, 3 misconducts, 5 game misconducts), Dec. 31, 1987

PENALTY MINUTES, BOTH TEAMS:
228 – at VAN (1st period, 117 WPG: 6 minors, 5 majors, 3 misconducts, 5 game misconducts; and 111 VAN: 8 minors, 3 majors, 5 misconducts, 3 game misconducts), Dec. 31, 1987

FEWEST

SHOTS:
0 – vs NYR (2nd period), Jan. 15, 1982; and at CGY (1st period), Mar. 24, 2003

SHOTS AGAINST:
0 – vs TB (2nd period), Dec. 2, 1999

FASTEST

SIX GOALS:
8 minutes, 14 seconds – vs LA (3rd period), Oct. 30, 1988 (Dave Ellett, 9:23; Pat Elynuik, 12:37; Randy Gilhen, 13:39; Dale Hawerchuk, 16:14; Doug Smail, 16:58; Ray Neufeld, 17:37)

FIVE GOALS:
5 minutes – vs LA (3rd period), Oct. 30, 1988 (PatElynuik, 12:37; Randy Gilhen, 13:39; Dale Hawerchuk, 16:14; Doug Smail, 16:58; Ray Neufeld, 17:37)

FIVE GOALS, BOTH TEAMS:
2 minutes, 38 seconds – vs SJ (3rd period), Mar. 25, 2008 (Shane Doan, PHX – 2:16; Joe Thornton, SJ – 2:51; Marc-Edouard Vlasic, SJ – 3:19; Steven Reinprecht, PHX – 4:05; Joe Thornton, SJ – 4:54)

FOUR GOALS:
2 minutes, 16 seconds – vs VAN (2nd period), Nov. 9, 1984 (Dale Hawerchuk, 7:52; Scott Arniel, 8:05; Brian Mullen, 9:11; Scott Arniel, 10:08)

FOUR GOALS, BOTH TEAMS:
1 minute, 11 seconds – at MIN (2nd period), Nov. 11, 1981 (Kent-Erik Andersson, MIN – 4:05; Neal Broten, MIN – 4:56; Bengt Lundholm, WPG – 5:02; Mike Eaves – MIN, 5:16)

THREE GOALS:
1 minute, 2 seconds – vs EDM (2nd period), Dec. 15, 1995 (Deron Quint, 7:51; Deron Quint, 7:55; Teemu Selanne, 8:53)

THREE GOALS, BOTH TEAMS:
20 seconds – vs MIN (3rd period), Dec. 27, 1992 (Neal Broten, MIN – 1:54; Dave Gagner, MIN – 2:08; Keith Tkachuk, WPG – 2:14)

TWO GOALS:
4 seconds – vs EDM (2nd period), Dec. 15, 1995 (Deron Quint, 7:51 and 7:55) ***NHL Record***

TWO GOALS, BOTH TEAMS:
6 seconds – vs MIN (2nd period), Dec. 26, 1982 (Dale Hawerchuk, WPG – 2:46; Mike Eaves, MIN – 2:52); at STL (2nd period), Jan. 31, 1989 (Bernie Federko, STL – 17:39; Paul Fenton, WPG – 17:35); and vs MIN (3rd period), Dec. 27, 1992 (Dave Gagner, MIN – 2:08; Keith Tkachuk, WPG – 2:14)

INDIVIDUAL RECORDS: CAREER

MOST

SEASONS:
15 – Teppo Numminen

GAMES:
1,098 – Teppo Numminen

GAMES, INCLUDING PLAYOFFS:
1,148 – Teppo Numminen
(1,098 regular season, 50 playoffs)

GAMES, CONSECUTIVE:
475 – Dale Hawerchuk
(Dec. 19, 1982-Dec. 10, 1988)

GOALS:
379 – Dale Hawerchuk

GOALS, INCLUDING PLAYOFFS:
395 – Dale Hawerchuk
(379 regular season, 16 playoffs)

GOALS, CENTER:
379 – Dale Hawerchuk

GOALS, LEFT WING:
323 – Keith Tkachuk

GOALS, RIGHT WING:
258 – Shane Doan

GOALS, DEFENSEMAN:
108 – Teppo Numminen

OVERTIME GOALS:
6 – Paul MacLean

ASSISTS:
553 – Thomas Steen

ASSISTS, INCLUDING PLAYOFFS:
583 – Dale Hawerchuk
(550 regular season, 33 playoffs)

ASSISTS, CENTER:
553 – Thomas Steen

ASSISTS, LEFT WING:
300 – Keith Tkachuk

ASSISTS, RIGHT WING:
365 – Shane Doan

ASSISTS, DEFENSEMAN:
426 – Teppo Numminen

POINTS:
929 – Dale Hawerchuk

POINTS, INCLUDING PLAYOFFS:
978 – Dale Hawerchuk
(929 regular season, 49 playoffs)

POINTS, CENTER:
929 – Dale Hawerchuk

POINTS, LEFT WING:
623 – Keith Tkachuk

POINTS, RIGHT WING:
623 – Shane Doan

POINTS, DEFENSEMAN:
534 – Teppo Numminen

PENALTY MINUTES:
1,508 – Keith Tkachuk

PENALTY MINUTES, INCLUDING PLAYOFFS:
1,608 – Keith Tkachuk
(1,508 regular season, 100 playoffs)

HAT TRICKS:
12 – Dale Hawerchuk

20 + GOAL SEASONS:
9 – Dale Hawerchuk, Keith Tkachuk and Shane Doan

30 + GOAL SEASONS:
8 – Dale Hawerchuk

40 + GOAL SEASONS:
7 – Dale Hawerchuk

50 + GOAL SEASONS:
2 – Keith Tkachuk

100 + POINT SEASONS:
6 – Dale Hawerchuk

CONSECUTIVE 20 + GOAL SEASONS:
9 – Dale Hawerchuk (1981-82 to 1989-90), Keith Tkachuk (1992-93 to 2000-01) and Shane Doan (1999-00 to 2008-09)

CONSECUTIVE 30 + GOAL SEASONS:
8 – Dale Hawerchuk
(1981-82 to 1988-89)

CONSECUTIVE 40 + GOAL SEASONS:
5 – Dale Hawerchuk
(1984-85 to 1988-89)

CONSECUTIVE 50 + GOAL SEASONS:
2 – Keith Tkachuk (1995-96 to 1996-97)

CONSECUTIVE 100 + POINT SEASONS:
5 – Dale Hawerchuk
(1983-84 to 1987-88)

CONSECUTIVE GAMES PLAYED:
475 – Dale Hawerchuk
(Dec. 19, 1982 to Dec. 10, 1988)

MOST BY A GOALTENDER

GAMES:
311 – Bob Essensa

WINS:
129 – Bob Essensa

SHUTOUTS:
21 – Nikolai Khabibulin

20 + WIN SEASONS:
4 -- Nikolai Khabibulin

30 + WIN SEASONS:
3 – Nikolai Khabibulin

CONSECUTIVE 20 + WIN SEASONS:
4 – Nikolai Khabibulin
(1995-96 to 1998-99)

CONSECUTIVE 30 + WIN SEASONS:
3 – Nikolai Khabibulin
(1996-97 to 1998-99)

INDIVIDUAL RECORDS: SEASON

MOST

GOALS:
76 – Teemu Selanne (1992-93)

GOALS, INCLUDING PLAYOFFS:
80 – Teemu Selanne, 1992-93 (76 regular season, 4 playoffs)

GOALS BY A DEFENSEMAN:
23 – Phil Housley (1990-91 and 1991-92)

GOALS BY A ROOKIE:
76 – Teemu Selanne (1992-93) ***NHL Record***

GOALS BY A ROOKIE DEFENSEMAN:
11 – Dave Ellett (1984-85)

GOALS BY A CENTER:
53 – Dale Hawerchuk (1984-85)

GOALS BY A LEFT WING:
52 – Keith Tkachuk (1996-97)

GOALS BY A RIGHT WING:
76 – Teemu Selanne (1992-93)

ASSISTS:
79 – Phil Housley (1992-93)

ASSISTS, INCLUDING PLAYOFFS:
86 – Phil Housley, 1992-93
(79 regular season, 6 playoffs)

ASSISTS BY A DEFENSEMAN:
79 – Phil Housley (1992-93)

ASSISTS BY A ROOKIE:
58 – Dale Hawerchuk (1981-82)

ASSISTS BY A ROOKIE DEFENSEMAN:
38 – Dave Babych (1980-81)

ASSISTS BY A CENTER:
77 – Dale Hawerchuk
(1984-85 and 1987-88)

ASSISTS BY A LEFT WING:
49 – Morris Lukowich (1981-82)

ASSISTS BY A RIGHT WING:
60 – Paul MacLean (1984-85)

POINTS:
132 – Teemu Selanne (1992-93)

POINTS, INCLUDING PLAYOFFS:
138 – Teemu Selanne, 1992-93 (132 regular season, 6 playoffs)

POINTS BY A DEFENSEMAN:
97 – Phil Housley (1992-93)

POINTS BY A ROOKIE:
132 – Teemu Selanne (1992-93) ***NHL Record***

POINTS BY A ROOKIE DEFENSEMAN:
44 – Dave Babych (1980-81)

POINTS BY A CENTER:
130 – Dale Hawerchuk (1984-85)

POINTS BY A LEFT WING:
98 – Keith Tkachuk (1995-96)

POINTS BY A RIGHT WING:
132 – Teemu Selanne (1992-93)

PENALTY MINUTES:
347 – Tie Domi (1993-94)

PENALTY MINUTES BY A ROOKIE:
324 – Daniel Carcillo (2007-08)

PENALTY MINUTES BY A DEFENSEMAN:
271 – Shawn Cronin (1991-92)

PENALTY MINUTES BY A CENTER:
243 – Laurie Boschman (1983-84)

PENALTY MINUTES BY A LEFT WING:
324 – Daniel Carcillo (2007-08)

PENALTY MINUTES BY A RIGHT WING:
347 – Tie Domi (1993-94)

HAT TRICKS:
5 – Teemu Selanne, 4 three-goal games and 1 four-goal game (1992-93)

POWER-PLAY GOALS:
24 – Teemu Selanne (1992-93)

SHORTHANDED GOALS:
7 – Dave McLlwain (1989-90)

GAME WINNING GOALS:
12 – Jeremy Roenick (1999-00)

GAME TYING GOALS:
3 – Barry Long (1980-81); Danny Geoffrion (1980-81); Morris Lukowich (1981-82); Dave Babych (1981-82); Dale Hawerchuk (1983-84); and Shane Doan (2003-04)

GAME OPENING GOALS:
12 – Keith Tkachuk
(1995-96 and 1998-99)

SHOTS:
387 – Teemu Selanne (1992-93)

HIGHEST GOALS-PER-GAME AVERAGE
(among players with 30-or-more goals):
.90 – Teemu Selanne (1992-93)
76 G in 84 GP

HIGHEST ASSISTS-PER-GAME AVERAGE
(among players with 35-or-more assists):
.98 – Phil Housley (1992-93)
79 A in 80 GP

HIGHEST POINTS-PER-GAME AVERAGE
(among players with 50-or-more points):
1.62 – Dale Hawerchuk (1984-85) 130 PTS in 80 GP

MOST BY A GOALTENDER

GAMES:
72 – Nikolai Khabibulin (1996-97)

MINUTES:
4,091 – Nikolai Khabibulin (1996-97)

GOALS AGAINST:
227 – Bob Essensa (1992-93)

WINS:
33 – Brian Hayward (1984-85); Bob Essensa (1992-93); and Sean Burke (2001-02)

LOSSES:
33 – Nikolai Khabibulin (1996-97)

TIES:
13 – Sean Burke (2000-01)

SHUTOUTS:
8 – Nikolai Khabibulin (1998-99)

ASSISTS:
5 – Ed Staniowski (1981-82); and Bob Essensa (1992-93)

PENALTY MINUTES:
25 – Gary Smith (1979-80)

INDIVIDUAL RECORDS: SEASON STREAKS

LONGEST

WINNING, GOALTENDER:
9 – Brian Hayward (Mar. 8 - Mar. 27, 1985); and *Bob Essensa (Oct. 11-Dec. 6, 1999 – not consecutive games)

UNDEFEATED, GOALTENDER:
12 – Brian Hayward 10-0-2 (Mar. 8 - Apr. 6, 1985)

SHUTOUT SEQUENCE, GOALTENDER:
332 minutes, 01 second – Brian Boucher (Dec. 22, 2003 – Jan. 11, 2004) – 25:45 at NSH, Dec. 22; 60:00 vs LA, Dec. 31; 60:00 at DAL, Jan. 2; 60:00 at CAR, Jan. 4; 60:00 at WSH, Jan. 7; 60:00 at MIN, Jan. 9; 6:16 vs ATL, Jan. 11 ***NHL Record*** (Modern Era)

CONSECUTIVE SHUTOUTS:
5 games – Brian Boucher (Dec. 31, 2003 – Jan. 9, 2004) ***NHL Record*** (Modern Era)

CONSECUTIVE POINT:
18 games – Dale Hawerchuk (Feb. 23 - Apr. 7, 1985) 17-16-33

CONSECUTIVE GOAL:
9 games – Teemu Selanne (Mar. 14 - Apr. 1, 1993) – 14G

CONSECUTIVE ASSIST:
14 games – Phil Housley (Dec. 26, 1992-Jan. 19, 1993) – 21A

CONSECUTIVE PENALTY:
15 games – Tie Domi (Mar. 14 - Apr. 15, 1993)

INDIVIDUAL RECORDS: GAME

MOST

GOALS:
5 – Willy Lindstrom, at PHI (Mar. 2, 1982); Alexei Zhamnov, at LA (Apr. 1, 1995)

GOALS, DEFENSEMAN:
2 – Several times - Several players

GOALS, ROOKIE:
4 – Teemu Selanne, vs MIN (Feb. 28, 1993)

GOALS, CENTER:
5 – Alexei Zhamnov, at LA (Apr. 1, 1995)

GOALS, LEFT WING:
4 – Keith Tkachuk, at DAL (Mar. 26, 1996), at CHI (Mar. 20, 1997)

GOALS, RIGHT WING:
5 – Willy Lindstrom, at PHI (Mar. 2, 1982)

ASSISTS:
5 – Dale Hawerchuk, vs LA (Mar. 6, 1984), vs TOR (Mar. 18, 1989), vs LA (Mar. 4, 1990); Phil Housley, vs HFD (Jan. 18, 1993); and Keith Tkachuk at BUF (Feb. 23, 2001)

ASSISTS, DEFENSEMAN:
5 – Phil Housley, vs HFD (Jan. 18, 1993)

ASSISTS, ROOKIE:
4 – Keith Ballard, vs FLA (Jan. 19, 2006)

ASSISTS, CENTER:
5 – Dale Hawerchuk, vs LA (Mar. 6, 1984), vs TOR (Mar. 18, 1989), and vs LA (Mar. 4, 1990)

ASSISTS, LEFT WING:
5 – Keith Tkachuk, at BUF (Feb. 23, 2001)

ASSISTS, RIGHT WING:
4 – Paul MacLean, vs TOR (Dec. 14, 1984) and vs BOS (Feb. 20, 1987); Andrew McBain, vs NYR (Apr. 1, 1988); Dallas Drake, at LA (Apr. 1, 1995); Teemu Selanne, vs MTL (Dec. 12, 1995); Shane Doan, vs EDM (Mar. 24, 2001); Shane Doan, vs. SJ (Dec. 30,2006)

POINTS:
6 – Willy Lindstrom, at PHI (Mar. 2, 1982) 5G-1A; Dale Hawerchuk, vs TOR (Dec. 14, 1983) 3G-3A; Thomas Steen, vs HFD (Oct. 24, 1984) 2G-4A; Dale Hawerchuk, vs TOR (Mar. 5, 1988) 2G-4A; Dale Hawerchuk, vs TOR (Mar. 18, 1989) 1G-5A; Ed Olczyk, vs CGY (Dec. 21, 1991) 2G-4A

POINTS, DEFENSEMAN:
5 – Randy Carlyle, vs CGY (Mar. 9, 1988) 1G-4A; Fredrik Olausson, vs EDM (Oct. 14, 1992) 1G-4A; Phil Housley, vs HFD (Jan. 18, 1993) 0G-5A

POINTS, ROOKIE:
5 – Dale Hawerchuk, at TOR (Mar. 13, 1982) 3G-2A; Pat Elynuik, vs PIT (Jan. 20, 1989) 2G-3A; Teemu Selanne, vs CGY (Oct. 28, 1992) 2G-3A

POINTS, CENTER:
6 – Dale Hawerchuk, vs TOR (Dec. 14, 1983) 3G-3A, vs TOR (Mar. 5, 1988) 2G-4A, and vs TOR (Mar. 18, 1989) 1G-5A; Thomas Steen, vs HFD (Oct. 24, 1984) 2G-4A; Ed Olczyk, vs CGY (Dec. 21, 1991) 2G-4A

POINTS, LEFT WING:
5 – Keith Tkachuk, at DAL (Mar. 26, 1996) 4G-1A, vs ANA (Apr. 3, 1998) 3G-2A, at BUF (Feb. 23, 2001) 0G-5A; Ladislav Nagy, vs CAR (Dec. 3, 2005), 3G-2A

POINTS, RIGHT WING:
6 – Willy Lindstrom, at PHI (Mar. 2, 1982) 5G-1A

PENALTY MINUTES:
49 – Tie Domi, at VAN (Feb. 9, 1995) 2 minors, 1 major, 2 misconducts, 2 game misconducts

POWER PLAY GOALS:
3 – Paul MacLean, vs LA (Nov. 13, 1986); Ray Neufeld, vs VAN (Nov. 1, 1987); Paul MacLean, vs CGY (Mar. 9, 1988); Ladislav Nagy, vs CAR (Dec. 3, 2005)

SHORTHANDED GOALS:
2 – Keith Tkachuk, vs VAN (Apr. 7, 1995)

SHOTS:
12 – Brian Mullen, vs LA (Mar. 30, 1982); Nelson Emerson, vs FLA (Feb. 24, 1994); Jeremy Roenick, at TOR (Mar. 22, 1997)

SHOTS FACED:
55 – Nikolai Khabibulin, at PHI (Jan. 28, 1997)

GOALS AGAINST:
15 – Doug Soetaert, at MIN (Nov. 11, 1981)

FASTEST GOAL, START OF GAME:
5 seconds – Doug Smail, vs STL (Dec. 20, 1981) ***NHL Record***

INDIVIDUAL RECORDS: PERIOD

MOST

ASSISTS:
5 – Dale Hawerchuk, 2nd period vs LA (Mar. 6, 1984) NHL Record

POINTS:
5 – Dale Hawerchuk, 2nd period vs LA (Mar. 6, 1984) 0G-5A; Pat Elynuik, 2nd period vs PIT (Jan. 20, 1989) 2G-3A

PENALTY MINUTES:
38 – Barry Legge, 1st period vs HFD (Jan. 10, 1981) 4 minors, 2 majors, 1 misconduct, 1 game misconduct

SHOTS:
7 – Brian Mullen, 1st period vs HFD, (Feb. 25, 1983); Lucien DeBlois, 3rd period vs VAN (Nov. 23, 1983); Teemu Selanne, 2nd period vs EDM (Apr.15, 1993); Jeremy Roenick, 3rd period at TOR (Mar. 22, 1997); Keith Tkachuk, 2nd period vs ANA (Apr. 3, 1998); Travis Green, 3rd period at LA (Oct. 22, 1999)

SHOTS FACED:
27 – Doug Soetaert, 2nd period at MIN (Nov. 11, 1981)

GOALS AGAINST:
8 – Doug Soetaert, 2nd period at MIN (Nov. 11, 1981)

FEWEST

GOAL, START OF PERIOD:
5 seconds – Doug Smail, 1st period vs STL (Dec. 20, 1981)

TWO GOALS:
4 seconds – Deron Quint, 7:51 and 7:55 of 2nd period vs EDM (Dec. 15, 1995) NHL Record

THREE GOALS:
8 minutes, 2 seconds – Alexei Zhamnov, 1:25, 3:57 and 9:27 of 3rd period at LA (Apr. 1, 1995)

FOUR GOALS:
27 minutes, 59 seconds – Willy Lindstrom, 5:47 and 11:15 of 2nd period; 4:57 and 13:46 of 3rd period vs PHI (Mar. 2, 1982)

FIVE GOALS:
35 minutes, 26 seconds – Alexei Zhamnov, 14:01 of 1st period; 0:58 of 2nd period; 1:25, 3:57, and 9:27 of 3rd period at LA (Apr. 1, 1995)

HISTORY

TEAM HISTORY

WINNIPEG JETS (1979-1996)

1979, June 22 The Winnipeg Jets, newly purchased by Winnipeg lawyer Barry Shenkarow and businessman Michael Gobuty, are granted admission into the National Hockey League. The Jets franchise had spent the previous eight years in the World Hockey Association (WHA), winning three AVCO Cup championships. The Jets gained admittance to the WHA on Nov. 1, 1971 and finished as the WHA's final champions on May 20, 1979. Bobby Hull stars for the Jets during the club's WHA tenure, scoring 303 goals and 638 points in 411 games.

1979, Aug. 9 The Jets participate in their first NHL Entry Draft, using their first selection to draft right winger Jimmy Mann (19th overall). Center Thomas Steen is also drafted on this day (5th choice - 103rd overall).

1979, Sept. 17 The Jets open their first preseason training camp in the NHL.

1979, Oct. 10 The Winnipeg Jets play their first NHL game, a 4-2 loss at Pittsburgh.

1980, Dec. 10 Bill Sutherland becomes head coach of the Jets, replacing Tom McVie (the NHL club's first head coach).

1981, Feb. 16 Mike Smith takes over duties behind the Jets' bench.

1981, May 14 Tom Watt replaces Mike Smith as head coach.

1981, Aug. 13 The Jets sign Dale Hawerchuk, the first player drafted in the 1981 NHL Entry Draft, to his first professional contract at a ceremony at Portage and Main.

1982, Apr. 7 The Jets play their first NHL playoff game, losing a 4-3 decision to the St. Louis Blues at the Winnipeg Arena (lost the series 3-1).

1982, Apr. 8 The Jets win their first-ever NHL playoff game, defeating St. Louis 5-2 at the Winnipeg Arena.

1982, June Dale Hawerchuk wins the Calder Trophy as the NHL's outstanding rookie for the 1981-82 season.

1983, Nov. 22 Barry Long replaces Tom Watt as head coach of the Jets.

1985, Apr. 14 For the first time since joining the NHL, the Jets advance to the second round of the playoffs by defeating the Calgary Flames (3-1).

1986, Mar. 4 John Ferguson replaces Barry Long as head coach.

1986, June 20 Dan Maloney replaces John Ferguson as head coach.

1987, Apr. 16 The Jets advance to the second round of playoffs for the second time by defeating Calgary (4-2).

1988, June 11 Jets draft right wing Teemu Selanne (1st choice - 10th overall) in the 1988 NHL Entry Draft.

1988, Dec. 3 Mike Smith replaces John Ferguson as Jets' general manager.

1989, Feb. 7 Rick Bowness replaces Dan Maloney as head coach.

1989, Feb. 19 The Jets retire Bobby Hull's No. 9 jersey in a ceremony at the Winnipeg Arena.

1989, May 25 Bob Murdoch replaces Rick Bowness as head coach.

1990, June 16 Jets draft left wing Keith Tkachuk (1st choice - 19th overall) in the 1990 NHL Entry Draft.

1991, June 17 John Paddock replaces Bob Murdoch as head coach.

1992, Jan. 10 Randy Carlyle plays in his 1,000th NHL game vs Chicago.

1993, Apr. Teemu Selanne shatters NHL record for goals and points in a rookie season with 76 goals and 132 points (surpassing Mike Bossy's 53 goals and Peter Stastny's 109 points).

1993, June Teemu Selanne wins the Calder Trophy as the NHL's outstanding rookie in 1992-93.

1994, Jan. 19 Mike Smith is fired as general manager of the Jets. John Paddock named as interim general manager.

1994, June 3 John Paddock is officially named general manager.

1995, Apr. 5 Terry Simpson replaces John Paddock as interim head coach.

1995, May 3 Local investors known as the MEC (Manitoba Entertainment Complex) announce that they will not exercise their option to purchase the Jets and keep the team in Winnipeg.

1995, May 6 The Winnipeg Jets retire the team logo and Thomas Steen's jersey No. 25 in a ceremony at the Winnipeg Arena.

1995, May 9 Operation Grassroots begins an effort to persuade government and local buyers to construct a new arena and keep the Jets in Winnipeg.

1995, May 16 Over 35,000 people attend a rally at The Forks to raise money for Operation Grassroots in the largest gathering of people at a rally in Winnipeg in 50 years. Approximately $250,000 is raised at this rally from the citizens of Winnipeg.

1995, May 17 Over 2,500 people attend a "Hockey Social" at the Winnipeg Convention Centre and raise in excess of $250,000 for Operation Grassroots.

1995, May 19 Jets' owner and president Barry Shenkarow announces that local buyers have missed the deadline to purchase the team and keep it in Winnipeg. The team will be purchased as per "agreement in principle" with Minneapolis investors and moved to Minneapolis.

1995, May 21 Barry Shenkarow and the Jets' ownership group announce that the Jets will remain in Winnipeg with details of the plan to expand the current ownership group to be finalized and announced in the near future.

1995, June 16 After weeks of tense negotiations, the Jets' ownership group agrees to sell its shares of the team to the Spirit of Manitoba group (formerly known as MEC) pending conditions which must be met before August 15, 1995.

1995, June 20 Terry Simpson is officially named head coach of the Jets.

1995, July 26 Winnipeg City Council votes to deny charitable tax status on donations to the endowment fund to cover the purchase of the team and operating costs of a new arena, creating a major hurdle in the Spirit of Manitoba's attempt to raise money for the endowment fund.

1995, Aug. 10 Winnipeg City Council votes (10-6) to accept Spirit of Manitoba's business plan, overturning the results of the previous vote on July 26.

1995, Aug. 14 The Spirit of Manitoba announces that they were unable to raise the required capital to proceed with the purchase of the Winnipeg Jets. The organization promptly disbands.

1995, Aug. 15 Jets' owner and president Barry Shenkarow announces that he is left with no alternative solution but to make arrangements to sell the team to a buyer outside of Winnipeg. Shenkarow further announces that the 1995-96 season will be the final year for the Jets in Winnipeg since the team cannot be moved prior to 1995-96.

1995, Oct. 18 The Jets announce the completed sale of the franchise to Richard Burke of Minnesota and Steven Gluckstern of New York, who will find a new home city for the franchise in the United States. The date of transfer of ownership is set as July 1, 1996.

1995, Dec. 19 Richard Burke and Steven Gluckstern announce in a press conference that the new home of their NHL franchise will be Phoenix, Arizona.

1996, Feb. 7 Teemu Selanne is traded to Anaheim with Marc Chouinard and a 4th round pick in the 1996 NHL Entry Draft for Oleg Tverdovsky, Chad Kilger, and a 3rd round pick in the 1996 NHL Entry Draft.

1996, Apr. 8 The newly purchased franchise officially unveils its logo and name in a press conference in Phoenix. After a successful name-the-team contest, management chose the name "Phoenix Coyotes" for the franchise.

1996, Apr. 12 Keith Tkachuk scores his 50th goal of the 1995-96 season in the final regular season home game in Jets history, a 5-3 win vs the Los Angeles Kings.

1996, Apr. 14 The Jets play their final regular season game - a 5-2 loss at Anaheim.

1996, Apr. 28 The team plays their final game as the Winnipeg Jets, losing to Detroit in Game 6 of their playoff series at a sold out Winnipeg Arena.

1996, May 21 Bobby Smith named as executive vice president of hockey operations for the team as they prepare to begin their tenure in Phoenix.

1996, June 19 Kris King receives the King Clancy award – presented to the player who "best exemplifies leadership qualities on and off the ice and has made a noteworthy humanitarian contribution in his community" – for the 1995-96 season.

TEAM HISTORY

PHOENIX COYOTES (1996-Present)

1996, July 1 The first day of business operations for the Phoenix Coyotes Hockey Club.

1996, July 1 Don Hay named as the Coyotes' first head coach.

1996, Aug. 16 The Coyotes trade Alexei Zhamnov, Craig Mills and a 1st round pick in the 1997 NHL Entry Draft to Chicago for center Jeremy Roenick.

1996, Aug. 26 The Coyotes unveil their new uniforms at the Hard Rock Cafe in Phoenix. Rock legend Alice Cooper and Phoenix Mayor Skip Rimsza are in attendance.

1996, Sept. 15 The Coyotes play their first-ever preseason game, a 4-2 loss at Edmonton.

1996, Oct. 5 The team plays its first regular season game as the Phoenix Coyotes, but is defeated 1-0 in Hartford by the Whalers in the 1996-97 season opener.

1996, Oct. 7 The team wins its first game as the Coyotes, a 5-2 victory over the Bruins at the FleetCenter in Boston. Mike Gartner scores the first goal in Coyotes history and later records a hat trick in the game.

1996, Oct. 10 In their home debut, the Coyotes defeat the San Jose Sharks 4-1 in front of a sold out (16,210) America West Arena.

1996, Dec. 11 John Paddock is relieved of his duties as general manager of the Coyotes. Bobby Smith assumes the position of general manager.

1997, Apr. 6 Keith Tkachuk scores his 50th goal for the second consecutive season to become the first player in franchise history to record more than one 50-goal season.

1997, Apr. 11 Keith Tkachuk scores his 52nd goal of the season to finish the 1996-97 campaign as the NHL's top goal scorer.

1997, Apr. 16 The team begins its first playoff series as the Phoenix Coyotes, taking on the Anaheim Mighty Ducks in the best-of-seven Western Conference Quarterfinals.

1997, Apr. 20 The Coyotes play the first ever NHL playoff game in Phoenix. After a marketing campaign that popularized the phrase "It's not hockey... it's playoff hockey," thousands of fans come dressed in white as the "White Out" hits the desert for the first time. The team wins their first home playoff game as the Coyotes, defeating Anaheim 4-1.

1997, May 6 Don Hay relieved of his duties as head coach of the Coyotes.

1997, June 9 Jim Schoenfeld named head coach of the Coyotes in a press conference at America West Arena.

1997, June 17 CEO & governor Richard Burke, president Shawn Hunter, and vice president of hockey administration Mike O'Hearn participate in a groundbreaking ceremony for the Coyotes new practice facility, near the intersection of Pima and Bell Roads in North Scottsdale, Arizona.

1997, Sept. 12 Coyotes owner Richard Burke announces that his partner and co-owner Steven Gluckstern will sell his share of the Coyotes franchise to Burke and attempt to purchase the New York Islanders franchise, pending the approval of the NHL's Board of Governors. Burke assumes sole ownership of the Coyotes.

1997, Dec. 14 Right wing Mike Gartner scores his 700th career NHL goal, becoming only the 5th player in NHL history to reach this milestone. Only Wayne Gretzky, Gordie Howe, Marcel Dionne, and Phil Esposito shared this accomplishment with Gartner.

1998, June 5 The grand opening of the Cellular One Ice Den is held, as the Coyotes new north Scottsdale practice facility becomes available for public use. B.G. Ice, Inc. is created to handle the team's ventures into the ice facility business.

1998, Dec. 17 The Scottsdale City Council votes in favor (4-3) of forming a "Stadium District" for funding a 92-acre redevelopment of the Los Arcos Mall in South Scottsdale. As a part of the redevelopment, the Coyotes plan to include a new 19,000 seat arena and practice facility.

1999, Jan. 18 Citizens of Scottsdale submit over 5,000 petition signatures to call for a referendum election on the formation of the Stadium District. The Scottsdale city election is scheduled for May 18, 1999.

1999, Jan. 24 For the first time in franchise history, four players represent the team at the NHL All-Star Game. Nikolai Khabibulin, Teppo Numminen, Jeremy Roenick and Keith Tkachuk all play in the game at the Ice Palace in Tampa, Florida. Numminen was named as a starter for the World team. In addition, head coach Jim Schoenfeld served as an assistant coach for the North American team.

1999, Jan. 28 Rick Tocchet scores his 400th NHL career goal, becoming the 52nd player in NHL history to reach this milestone.

1999, Feb. 3 The Coyotes unveil their new alternate or "third" jersey at Alice Cooper'stown in Phoenix. The team wore the new uniforms 10 times during the remainder of the regular season.

1999, May 18 Scottsdale voters overwhelmingly vote (63%) to support the Coyotes efforts to build a new arena as part of a 92-acre shopping mall redevelopment at Los Arcos by forming the "Los Arcos Multipurpose Facilities District." With the victory, a second vote on the final redevelopment plan and financing is scheduled for Nov. 2, 1999.

1999, May 24 Jim Schoenfeld is relieved of his duties as head coach of the Coyotes.

1999, June 16 Bob Francis named head coach of the Coyotes in a press conference at the Scottsdale Princess.

1999, Sept. 27 The Coyotes host their first ever Cool Coyotes Field Trip when they play the San Jose Sharks in a preseason game. Over 16,000 elementary school students get to watch a free hockey game at America West Arena as part their educational curriculum. The event is the largest kids event ever undertaken by the Coyotes.

1999, Oct. 26 Rick Tocchet plays in his 1,000th NHL game at Edmonton.

1999, Nov. 2 In a second arena election, voters in Scottsdale and the partnering cities of Fountain Hills and Guadalupe once again vote in strong favor (59%) of the Los Arcos project. The use of the "Los Arcos Multipurpose Facilities District" is approved as a development and financing mechanism to build a new arena for the Coyotes (and complete mall redevelopment) at the intersection of Scottsdale and McDowell Roads.

2000, Apr. 18 Coyotes owner Richard Burke signs a deal that gives Steve Ellman (the developer of the redevelopment project at Los Arcos) until June 30 to buy the team.

2000, May 26 Developer Steve Ellman makes $10 million deposit to Richard Burke to begin purchase of team and announces Wayne Gretzky (the NHL's all-time greatest player) will join the new Coyotes ownership group under Los Arcos Sports, LLC.

2000, June 2 Wayne Gretzky is introduced to the Arizona public at a national media gala held at the Scottsdale Princess. Steve Ellman announces he will accept the position of chairman of Los Arcos Sports, LLC. It is also announced that Gretzky will be the managing partner in charge of hockey operations and Shawn Hunter will be the president.

2000, June 20 The deadline for Steve Ellman to close on the purchase of the team is extended until Dec. 31.

2000, June 30 Steve Ellman makes a second non-refundable deposit ($6.5 million) to Richard Burke.

2000, Nov. 1 Goaltender Sean Burke earns the NHL Player of the Month for October. He posts a 7-1-1 record, 1.54 goals against average and .950 save percentage, helping the Coyotes to their best start in franchise history.

2000, Nov. 15 Brad May receives a 20-game suspension by the NHL for a slashing incident at Columbus on Nov. 11. The suspension is one of the longest in NHL history.

2000, Dec. 11 The NHL's Board of Governors votes unanimously to approve the purchase of the Coyotes by the ownership group headed by Steve Ellman and Wayne Gretzky pending the closing of the transaction.

2000, Dec. 28 The NHL announces the completion date of the sale of the Coyotes is extended to Feb. 15 by mutual agreement of the parties involved.

TEAM HISTORY

2001, Feb. 15 The sale of the Coyotes is finalized as the new ownership group led by Steve Ellman, Wayne Gretzky, Jerry Moyes and Shawn Hunter purchase the team from former owner Richard Burke.

2001, Feb. 17 Bobby Smith is relieved of his duties as general manager. Cliff Fletcher replaces Smith as the team's executive vice-president and general manager.

2001, Feb. 21 The Coyotes officially welcome Wayne Gretzky to the organization with the "Welcome Wayne White Out" – the first-ever regular season White Out.

2001, Feb. 23 Jeremy Roenick scores his 400th NHL career goal at Buffalo, becoming only the 3rd U.S.-born player in NHL history to score 400 goals.

2001, Mar. 5 Nikolai Khabibulin is traded to Tampa Bay with Stan Neckar for Paul Mara, Mike Johnson, Ruslan Zainullin and a 2nd round pick in the 2001 NHL Entry Draft.

2001, Mar. 13 Keith Tkachuk is traded to St. Louis for Michal Handzus, Ladislav Nagy, Jeff Taffe and a 1st round pick in the 2002 Entry Draft.

2001, Apr. 11 Unable to come to an agreement with the City of Scottsdale for a new arena at Los Arcos, the Coyotes turn to the City of Glendale. The Glendale City Council votes to approve a new arena for the Coyotes at the intersection of the 101 Freeway and Glendale Avenue.

2001, Aug. 28 Michael Barnett is named general manager. Cliff Fletcher ascends to the role of senior executive vice president of hockey operations.

2001, Oct. 18 Teppo Numminen plays in his 951st game with the franchise. He becomes the franchise's all-time games played leader, surpassing Thomas Steen's 950.

2001, Nov. 27 The Glendale City Council unanimously approves the final development agreement that paves the way for construction of the Coyotes' new state-of-the-art arena as part of a 223-acre, mixed-use project near Loop 101 and Glendale Avenue. The entire project, which will be developed by The Ellman Companies, will consist of up to six million square feet of retail, entertainment, dining, office and residential development.

2002, Mar. 3 Teppo Numminen plays in his 1,000th NHL game vs Columbus. He becomes the first player in franchise history to play in 1,000 Coyotes/Jets games.

2002, Mar. 20 Jim Lites is named president and chief operating officer taking over the role from Shawn Hunter.

2002, Apr. 1 For the second time in two seasons, goaltender Sean Burke earns the NHL's Player of the Month award. He posts a 9-1-0 record, 1.70 goals against average and .940 save percentage in the month of March.

2002, Apr. 3 A groundbreaking ceremony for the Coyotes new arena in Glendale is held at the intersection of the Loop 101 & Glendale Avenue. Team owners Steve Ellman, Jerry Moyes and Wayne Gretzky participate in the ceremony along with NHL Commissioner Gary Bettman, Glendale Mayor Elaine Scruggs, the Glendale City Council and Coyotes' players and staff.

2002, Apr. 12 Coyotes clinch a berth in the 2002 Stanley Cup playoffs with a completely re-tooled roster. Gone from the previous season are several NHL veterans including former All-Stars Nikolai Khabibulin, Keith Tkachuk and Jeremy Roenick.

2002, June 20 Bob Francis wins the Jack Adams Award as the NHL's coach of the year. His father Emile Francis twice won the Coach of the Year award, making them the first father-son coaching tandem in NHL history to win the award.

2002, July 10 Head coach Bob Francis agrees to a 4-year contract extension.

2002, Nov. 22 Play-by-play commentator Curt Keilback calls his 2,000th NHL game, all with the Coyotes/Jets organization, as the Coyotes play against Florida.

2002, Dec. 10 Doug Moss is named president and chief operating officer. He replaces Jim Lites, who vacated the position on Nov. 26.

2002, Dec. 26 Head coach Bob Francis becomes the franchise leader for the most games coached at Los Angeles as he surpassed John Paddock's record of 281.

2003, Jan. 8 Zac Bierk and Chicago's Michael Leighton become the first goaltenders in NHL history to both earn their first NHL career shutouts in the same game as the teams played to a 0-0 tie. In the game, Bierk makes 40 saves in his first start as a Coyote.

2003, Feb. 17 Jerry Moyes and Steve Ellman agree to contribute 100% of their respective ownership interest in both the Coyotes and the new 223-acre arena development project in Glendale to their new company, Coyotes Holdings, LLC. Moyes will own 60% and Ellman 40%. Moyes and Ellman will serve as co-chief executive officers, with Ellman continuing to serve as chairman and governor of the Coyotes.

2003, Mar. 6 Paul Ranheim plays in his 1,000th NHL game at St. Louis.

2003, Apr. 7 The Coyotes hold a "topping off" ceremony at the new Glendale Arena, marking the completion of vertical construction of the arena.

2003, July 22 Teppo Numminen is traded to the Dallas Stars in exchange for Mike Sillinger and a conditional draft choice. Numminen, who had played his entire 15-year NHL career with the Phoenix Coyotes/Winnipeg Jets organization, leaves the Coyotes as the franchise's all-time leader in games played (1,098) as well as defenseman goals (108), assists (426) and points (534).

2003, Sept. 3 In a ceremony held at Arizona Mills Mall, the Coyotes unveil their new logo and uniforms. Team owners Steve Ellman, Jerry Moyes and Wayne Gretzky along with several players are on hand for the announcement.

2003, Dec. 27 After seven and a half seasons in the Valley, the Coyotes finally open their very own arena in Glendale. Before a "standing room only" crowd of 19,052 at Glendale Arena, the Coyotes lose to the Nashville Predators, 3-1.

2003, Dec. 31 The Coyotes notch their first-ever victory at Glendale Arena with a 4-0 shutout of the Los Angeles Kings.

2004, Jan. 9 Brian Boucher sets an NHL modern-era record with his fifth consecutive shutout, making 21 saves in a 2-0 win at Minnesota. Boucher also eclipsed another NHL modern-era record in the same game when he surpassed Bill Durnan's shutout sequence of 309:21 (set in 1948-49). Boucher's shutout sequence would finish at 332:01 when he allowed a goal at 6:16 of the 1st period against Atlanta on Jan. 11.

2004, Feb. 9 Sean Burke is traded to Philadelphia along with Branko Radivojevic and the rights to Ben Eager in exchange for Mike Comrie.

2004, Feb. 24 Bob Francis is relieved of his duties as head coach of the Coyotes. Rick Bowness takes over as interim head coach for the remainder of the season.

2004, Apr. 29 The Coyotes hold their first-ever Town Hall meeting for season ticket holders at Glendale Arena. Team executives Steve Ellman, Wayne Gretzky, Doug Moss, Cliff Fletcher and Mike Barnett answer questions for three and a half hours.

2004, Aug. 6 Brett Hull, the NHL's third all-time leading goal scorer, signs as a free agent.

2004, Aug. 10 The Coyotes temporarily un-retire No. 9 – which was retired by the franchise in honor of Hall of Famer Bobby Hull – so that Bobby Hull's son Brett Hull can wear No. 9 as a Coyote.

2004, Nov. 18 The Coyotes stage the first-ever "99 Hours of Hockey" event at Glendale Arena. Over 12,000 fans come out to watch a total of 55 hockey games including youth, high school, adult and university teams during the week-long event.

TEAM HISTORY

2005, Aug. 8 In the biggest announcement in franchise history, Wayne Gretzky is named head coach of the Coyotes. Gretzky, who becomes a head coach for the first time, continues in his role as managing partner in addition to his coaching duties. On the same day, he names Barry Smith, Rick Bowness and Rick Tocchet as his associate coaches.

2005, Oct. 5 Wayne Gretzky makes his regular season coaching debut as the Coyotes lose 3-2 at Vancouver.

2005, Oct. 8 Wayne Gretzky earns his first win as an NHL head coach as the Coyotes defeat the Minnesota Wild 2-1 in the club's home opener.

2005, Oct. 8 In a ceremony at Glendale Arena, the team unveils the Coyotes Ring of Honor with Wayne Gretzky (No. 99) and Bobby Hull (No. 9) as the initial members.

2005, Oct. 15 Brett Hull announces his retirement after 19 NHL seasons. A future Hockey Hall of Famer, Hull leaves as the NHL's active goal-scoring leader with an amazing 741 goals, which also ranks third on the NHL's all-time goal scoring list (trailing only Wayne Gretzky's 894 and Gordie Howe's 801).

2005, Oct. 27 Curtis Joseph earns his 400th NHL victory in a 3-2 win over Calgary.

2005, Nov. 8 Yanick Lehoux scores a goal on his first NHL shift just 65 seconds into his NHL debut. The goal is the fastest goal ever by a Coyotes/Jets player making his NHL debut.

2006, Jan. 21 Former Winnipeg Jet Thomas Steen and his retired No. 25 officially join Wayne Gretzky's No. 99 and Bobby Hull's No. 9 in the Coyotes Ring of Honor in a ceremony at Glendale Arena. Steen, who played his entire 14-year NHL career with the Jets, is in attendance.

2006, Apr. 8 Geoff Sanderson plays in his 1,000th NHL game vs. Dallas.

2006, Apr. 13 Jerry Moyes and Steve Ellman announce an agreement for Moyes to assume majority ownership control of the Phoenix Coyotes, Glendale Arena and Arizona Sting (NLL) while Ellman assumes majority ownership control of the Westgate City Center development. Wayne Gretzky retains his ownership interest in both ventures. Jeff Shumway is named chief executive officer for the Coyotes.

2006, May 31 Wayne Gretzky signs a 5-year contract extension to remain as head coach of the Coyotes through the 2010-11 season.

2006, Oct. 5 Coyotes kick off "Decade in the Desert" season with 6-3 win over New York Islanders at Glendale Arena. Steven Reinprecht posts career-high five points with a goal and four assists in the victory.

2007, Jan. 4 Curtis Joseph makes 29 saves in a 2-0 shutout of the Carolina Hurricanes to garner his 438th career victory and surpass Hall of Famer Jacques Plante for fifth place on the NHL's all-time wins list.

2007, Feb. 15 In his 11th season with the franchise, captain Shane Doan signs a five-year contract extension with the Coyotes. Doan ranks in the top five in franchise history in goals, assists, and games played.

2007, Apr. 5 Former Winnipeg Jet Dale Hawerchuk and his retired No. 10 officially join Wayne Gretzky's No. 99, Bobby Hull's No. 9 and Thomas Steen's No. 25 in the Coyotes Ring of Honor in a ceremony at Glendale Arena.

2007, Apr. 10 Associate coach Barry Smith resigns to accept head coaching/director of hockey operations position with SKA St. Petersburg.

2007, Apr. 11 Senior Executive Vice President of Hockey Operations Cliff Fletcher, General Manager Michael Barnett and Assistant General Manager Laurence Gilman are relieved of duties.

2007, May 29 Don Maloney becomes the 7th general manager in franchise history.

2007, July 18 Brad Treliving signs multi-year contract to become assistant general manager.

2007, Sep. 15 Coyotes unveil their redesigned, RBK Edge uniforms.

2007, Nov. 17 Goaltender Ilya Bryzgalov is claimed off waivers from the Anaheim Ducks and posts a 1-0 shutout over the Los Angeles Kings in his Coyotes debut the very same day.

2008, Jan. 23 Ilya Bryzgalov signs a three-year contract with the Coyotes.

2008, Feb. 18 Wayne Gretzky records his 100th career win as head coach of the Coyotes with a 4-0 win over Los Angeles.

2008, Mar. 1 Shane Doan scores his 20th goal of the season, giving him eight consecutive 20-goal seasons.

2008, Apr. 3 Kyle Turris, the third overall pick in the 2007 NHL Entry Draft, makes his Coyotes debut.

2008, July 10 Doug Sulliman is hired as Assistant Coach.

2008, Nov. 28 Coyotes unveil their new black third jerseys in a 2-1 win over the Colorado Avalanche.

2009, Mar. 12 Shane Doan plays in his 951st career game, all with the Coyotes, to move into second place on the franchise's all-time list.

2009, Apr. 1 Al Montoya becomes the first goalie in franchise history to record a shutout in his NHL debut, backstopping the Coyotes to a 3-0 win over Colorado.

LOGO AND UNIFORM HISTORY

WINNIPEG JETS

1979-80: When the Winnipeg Jets joined the National Hockey League in 1979, they made their debut in new jerseys that were white with a wide blue stripe and two thin red stripes that ran from the collar over the outer arm to the wrist. The logo was the word "JETS" spelled out inside a circle. The "J" in Jets was represented by a hockey stick. A smaller circle with the outline of a commercial jet airliner found itself in the hook of the "J." Underneath "Jets" was the word "Winnipeg" spelled out. The logo had been with the team for three AVCO Cup Championships in the World Hockey Association and would remain with the team as the transition was made from WHA to NHL.

Joe Daley

1987-88: The Jets made an addition to their uniform to acknowledge the official charity of the Winnipeg Jets, the Winnipeg Jets Goals For Kids Foundation. The Jets placed a Goals For Kids shoulder patch on the existing uniform to recognize the work that the Goals For Kids Foundation does to benefit the children of Manitoba.

Bobby Hull

1990-91: The Jets came up with a new logo and uniform, "emblematic of a new era of professional hockey in Winnipeg." The new logo depicted a circle with the words "Winnipeg Jets" written in a slanted fashion to show speed, and a shadow of a jet plane with a trail of vapor going through the word "Jets." The "J" in "Jets" is once again portrayed as a hockey stick. The new jerseys were white with a wide blue stripe in the middle of two thin red stripes (touching each other) circling the elbows of the sleeves and at the waist. The road jerseys reversed the blue and the white from the home jerseys.


Dale Hawerchuk

1995-96: As the team played its last season in Winnipeg as the Jets, the last 10 games of the regular season and the playoffs saw the addition of a commemorative "Season to Remember" patch added to the right breast of both the home and road jerseys.

Shane Doan

LOGO AND UNIFORM HISTORY

PHOENIX COYOTES

1996-97: With the dawn of a new era as the Phoenix Coyotes, it was time for a new uniform and logo to represent the team. The logo depicted a Kachina style coyote standing upright with a hockey stick; the most striking feature was the mask drawn in the Southwestern style to show off the team's new colors: forest green, brick red, sand, sienna, and purple. The home jersey was predominantly white with green and black accent colors and brick pattern borders around the elbows of the sleeves and waist. The road jersey's main color was black with accent colors of brick red and green. A shoulder patch recognized the Phoenix Coyotes Goals For Kids Foundation while the club's secondary logo (a purple circle with a white "C" moon inside, intersected by the words "Phoenix Coyotes") occupied the other shoulder. The new uniform was completed with matching socks and solid black pants.

1998-99: The Coyotes decided to further extend the team's identity by adding a third uniform. A true expression of the American Southwest, this alternate jersey first appeared mid-season (Feb. 6, 1999). The large Coyote head served as the primary logo with the trim of the jersey revealing a desert scene at night with two saguaro cacti in the foreground and the Coyote moon rising over the desert mountain landscape. A desert-dwelling nocturnal lizard known as the gecko decorated each shoulder. Matching socks and solid black pants finished the uniform.

2003-04: With the opening of their new arena in Glendale, the time had come for a new set of logos and uniforms to reflect the aggressiveness and excitement of Coyotes hockey in the new arena while maintaining ties to seven years of Arizona history. The official Coyotes colors were now brick red, desert sand and black – three colors that were all included in the original Coyotes logo. The logos, uniforms and arena all predominantly feature the brick red color. The primary logo is an aggressive coyote howling at the moon that contains key elements carried over from the original logo including the two-tone face with zig-zag black markings down the middle of the logo, three pieces of mane leading down to the neck and triangular markings in the ear and chin. Additionally, the Coyotes logo includes four triangles (also borrowed from the original logo) across the bridge of the snout, representative of the Four Peaks. There are two secondary logos: a representation of Arizona featuring the letters "PHX" underneath a striped pattern that mirrors the state flag and a new version of the desert crescent moon with a slightly altered geometric shape as well as new colors. The uniforms have a traditional hockey feel and feature the primary Coyotes logo on the chest along with the secondary "PHX" patch on the right shoulder. The home jersey is predominantly brick red with a white, three-stripe pattern on the arms and at the waist, and also features a lace-up collar. The road jersey is predominantly white with the same striping pattern as the home jersey featured in brick red but includes a V-shaped collar instead of laces.

2007-08: Along with the entire NHL, the Coyotes switched to a new, technologically-advanced uniform featuring fabrics that were more form fitting and aerodynamic as well as breathable and water-repellant. Lighter fabric and stretch material resulted in more comfort and freedom of movement for the players. Brick red covered the shoulders on the white jerseys to give the state of the art uniform a retro look. On both the dark and white jerseys, striping was removed from the bottom, a lace-up collar was featured, and the "PHX" patch was moved from the right to left shoulder.

2008-09: The Coyotes introduced a black third jersey and wore them for the first time on Nov. 28, 2008 when the team hosted the Colorado Avalanche. The goal of the initiative was to create a new look that gave Coyotes fans elements they hadn't seen in the uniform before. A leaping coyote logo – a full body interpretation of the Coyotes crest – was selected for the new alternate jersey, aggressively leaping forward depicting the athletic, determined nature of NHL hockey. Two new Coyotes alternate logos were also introduced to accompany the classic Coyotes crest and leaping coyote, including a new "Phoenix Coyotes" script word mark and Coyotes paw print. The new script word mark provided a traditional look, while the Coyotes paw print design symbolized the unity of the Coyotes pack. The black jersey was accented with brick red and desert sand, the Coyotes' official colors.


Teppo Numminen

Paul Mara

Ed Jovanovski


Shane Doan


Scottie Upshall

UNIFORM NUMBERS

1
Pierre Hamel . . . . . 1979-80 to 1980-81
Brian Hayward . . . . . 1982-83 to 1985-86
Mike O'Neill. . . . . 1991-92 to 1993-94
Parris Duffus . . . . . 1996-97 to 1996-97
Sean Burke . . . . . 1999-00 to 2003-04
Brent Johnson . . . . . 2003-04 to 2003-04
Mike Morrison . . . . . 2006-07 to 2006-07
David Aebischer. . . . 2007-08 to 2007-08

2
Mike Amodeo . . . . . 1979-80 to 1979-80
Moe Mantha . . . . . 1980-81 to 1983-84
Dave Ellett. . . . . 1984-85 to 1990-91
Boris Mironov . . . . . 1993-94 to 1993-94
Neil Wilkinson . . . . . 1994-95 to 1995-96
Norm Maciver . . . . . 1995-96 to 1995-96
Murray Baron. . . . . 1996-97 to 1997-98
Bryan Helmer. . . . . 1998-99 to 1998-99
David Cullen . . . . . 2000-01 to 2000-01
Todd Simpson . . . . . 2000-01 to 2002-03
Todd Reirden. . . . . 2003-04 to 2003-04
Derek Morris . . . . . 2003-04 to 2003-04
Keith Ballard . . . . . 2005-06 to 2007-08
Ken Klee . . . . . 2008-09 to 2008-09

3
Al Cameron . . . . . 1979-80 to 1979-80
Ross Cory . . . . . 1979-80 to 1980-81
Tim Watters. . . . . 1981-82 to 1981-82
Bryan Maxwell . . . . . 1981-82 to 1983-84
Robert Picard. . . . . 1983-84 to 1985-86
Dan McFall . . . . . 1985-86 to 1985-86
Bryan Marchment . . 1988-89 to 1990-91
Dean Kennedy . . . . . 1991-92 to 1991-92
Sergei Bautin. . . . . 1992-93 to 1993-94
Dave Manson . . . . . 1993-94 to 1994-95
Brent Thompson . . . 1995-96 to 1996-97
Keith Carney . . . . . 1997-98 to 2000-01
Bryan Helmer. . . . . 2003-04 to 2003-04
Denis Gauthier. . . . . 2005-06 to 2005-06
Keith Yandle . . . . . 2006-07 to 2008-09

4
Lars-Erik Sjoberg . . . 1979-80 to 1979-80
Barry Legge. . . . . 1980-81 to 1981-82
Wade Campbell . . . . 1982-83 to 1985-86
Bengt Lundholm . . . 1985-86 to 1985-86
Fredrik Olausson . . . 1986-87 to 1993-94
Stephane Quintal . . . 1993-94 to 1994-95
Dave Manson . . . . . 1995-96 to 1996-97
Gerald Diduck . . . . . 1996-97 to 1998-99
Lyle Odelein. . . . . 1999-00 to 1999-00
Ossi Vaananen. . . . . 2000-01 to 2003-04
Zbynek Michalek . . . 2005-06 to 2008-09

5
Craig Norwich . . . . . 1979-80 to 1979-80
Barry Legge. . . . . 1980-81 to 1980-81
Danny Geoffrion. . . . 1980-81 to 1981-82
Bobby Dollas . . . . . 1983-84 to 1985-86
Guy Gosselin . . . . . 1987-88 to 1987-88
Todd Flichel. . . . . 1989-90 to 1989-90
Kent Paynter . . . . . 1991-92 to 1991-92
Igor Ulanov . . . . . 1992-93 to 1994-95
Deron Quint. . . . . 1995-96 to 1999-00
Kirill Safronov . . . . . 2001-02 to 2001-02
Drake Berehowsky . . 2001-02 to 2002-03
David Tanabe. . . . . 2003-04 to 2005-06
Jamie Rivers . . . . . 2005-06 to 2005-06
Matt Jones . . . . . 2006-07 to 2007-08

6
Barry Melrose . . . . . 1979-80 to 1980-81
Barry Legge. . . . . 1980-81 to 1981-82
Jim Kyte . . . . . 1983-84 to 1988-89
Phil Housley. . . . . 1990-91 to 1992-93
Wayne McBean . . . . 1993-94 to 1993-94
Oleg Tverdovsky . . . 1995-96 to 1995-96
Dallas Eakins. . . . . 1995-96 to 1996-97
Jayson More . . . . . 1996-97 to 1997-98
Jamie Huscroft . . . . 1998-99 to 1998-99
Joel Bouchard . . . . . 2000-01 to 2000-01
Matthew Spiller . . . . 2003-04 to 2005-06
Brendan Bell . . . . . 2006-07 to 2007-08
David Schlemko. . . . 2008-09 to 2008-09

7
Scott Campbell . . . . 1979-80 to 1980-81
Tim Watters. . . . . 1981-82 to 1987-88
Brent Ashton . . . . . 1988-89 to 1991-92
Petri Skriko . . . . . 1991-92 to 1991-92
Keith Tkachuk . . . . . 1991-92 to 2000-01
Deron Quint. . . . . 2002-03 to 2002-03
Ivan Novoseltsev . . . 2003-04 to 2003-04
Mike Leclerc . . . . . 2005-06 to 2005-06

8
Jimmy Mann . . . . . 1979-80 to 1983-84
Randy Carlyle. . . . . 1983-84 to 1992-93
Teemu Selanne . . . . 1994-95 to 1995-96
Jim Johnson . . . . . 1996-97 to 1997-98
Daniel Briere . . . . . 1998-99 to 2002-03
Daniel Cleary . . . . . 2003-04 to 2003-04
Geoff Sanderson . . . 2005-06 to 2005-06
Niko Kapanen . . . . . 2006-07 to 2006-07
Scottie Upshall. . . . . 2008-09 to 2008-09

9
Bobby Hull. . . . . 1979-80 to 1979-80
Doug Smail . . . . . 1980-81 to 1987-88
Brett Hull. . . . . 2005-06 to 2005-06
RETIRED in honor of Bobby Hull, Feb. 19, 1989. Temporarily unretired for Brett Hull in 2005.

10
Peter Sullivan. . . . . 1979-80 to 1980-81
Dale Hawerchuk. . . . 1980-81 to 1989-90
Alexei Zhamnov . . . . 1992-93 to 1995-96
Brad McCrimmon. . . 1996-97 to 1996-97
Oleg Tverdovsky . . . 1997-98 to 1998-99
Trevor Letowski . . . . 1999-00 to 2001-02
Denis Pederson . . . . 2001-02 to 2001-02
Tony Amonte . . . . . 2002-03 to 2002-03
RETIRED in honor of Dale Hawerchuk, Apr. 5, 2007

11
Hilliard Graves . . . . . 1979-80 to 1979-80
Murray Eaves. . . . . 1980-81 to 1980-81
Scott Arniel . . . . . 1981-82 to 1985-86
Gilles Hamel . . . . . 1986-87 to 1987-88
Paul Fenton. . . . . 1988-89 to 1990-91
Scott Arniel . . . . . 1990-91 to 1990-91
Aaron Broten . . . . . 1991-92 to 1991-92
Evgeny Davydov. . . . 1992-93 to 1992-93
Dave Tomlinson . . . . 1993-94 to 1993-94
Dallas Drake . . . . . 1995-96 to 1999-00
Daymond Langkow . 2001-02 to 2003-04
Krystofer Kolanos. . . 2005-06 to 2005-06
Oleg Kvasha . . . . . 2005-06 to 2005-06
Owen Nolan. . . . . 2006-07 to 2006-07
Martin Hanzal . . . . . 2007-08 to 2008-09

12
Morris Lukowich . . . 1979-80 to 1984-85
Dan McFall . . . . . 1984-85 to 1985-86
Peter Douris . . . . . 1985-86 to 1987-88
Dave Hunter . . . . . 1988-89 to 1988-89
Doug Smail . . . . . 1988-89 to 1990-91
Mark Osborne . . . . . 1990-91 to 1991-92
Alan Kerr. . . . . 1992-93 to 1992-93
Rob Murray . . . . . 1993-94 to 1995-96
1998-99 to 1998-99
Brian Noonan. . . . . 1998-99 to 1998-99
Benoit Hogue. . . . . 1999-00 to 1999-00
Mike Johnson . . . . . 2000-01 to 2005-06
Patrick Fischer. . . . . 2006-07 to 2006-07
Craig Weller. . . . . 2007-08 to 2007-08
Olli Jokinen . . . . . 2008-09 to 2008-09

13
Dave Christian . . . . . 1979-80 to 1982-83
Hannu Jarvenpaa. . . 1986-87 to 1986-87
Alfie Turcotte. . . . . 1987-88 to 1988-89
Teemu Selanne . . . . 1992-93 to 1993-94
Mike Rupp. . . . . 2003-04 to 2005-06
Daniel Carcillo . . . . . 2006-07 to 2008-09

14
Peter Marsh. . . . . 1979-80 to 1980-81
Tim Trimper. . . . . 1980-81 to 1983-84
John Gibson . . . . . 1983-84 to 1983-84
Jordy Douglas . . . . . 1983-84 to 1984-85
Anssi Melametsa . . . 1985-86 to 1985-86
Craig Endean. . . . . 1986-87 to 1986-87
Stu Barnes . . . . . 1991-92 to 1993-94
Randy Gilhen . . . . . 1993-94 to 1993-94
Harijs Vitolinsh. . . . . 1993-94 to 1993-94
Mike Stapleton. . . . . 1995-96 to 1998-99
Tavis Hansen. . . . . 1999-00 to 2000-01
Tyler Bouck . . . . . 2001-02 to 2001-02
Jeff Taffe. . . . . 2002-03 to 2005-06
Steve Gainey . . . . . 2005-06 to 2005-06
Kevyn Adams. . . . . 2006-07 to 2006-07
Pete Vandermeer . . . 2007-08 to 2007-08
Alexander Nikulin . . . 2008-09 to 2008-09
Nigel Dawes . . . . . 2008-09 to 2008-09

15
Dave Hoyda. . . . . 1979-80 to 1979-80
Rick Bowness . . . . . 1980-81 to 1980-81
Richard Mulhern . . . 1980-81 to 1980-81
Sandy Beadle. . . . . 1980-81 to 1980-81
Paul MacLean . . . . . 1981-82 to 1987-88
Darren Boyko. . . . . 1988-89 to 1988-89
Pat Elynuik . . . . . 1988-89 to 1991-92
John Druce . . . . . 1992-93 to 1992-93
Harijs Vitolinsh. . . . . 1993-94 to 1993-94
Randy Gilhen . . . . . 1993-94 to 1995-96
Craig Janney . . . . . 1996-97 to 1997-98
Jim Cummins . . . . . 1998-99 to 1998-99
Radoslav Suchy . . . . 1999-00 to 2003-04
Boyd Devereaux. . . . 2005-06 to 2005-06
Mike Zigomanis . . . . 2006-07 to 2007-08
Jeff Hoggan. . . . . 2008-09 to 2008-09
Matthew Lombardi . . 2008-09 to 2008-09

16
Larry Hopkins . . . . . 1979-80 to 1979-80
Wayne Dillon . . . . . 1979-80 to 1979-80
Pat Daley. . . . . 1979-80 to 1980-81
Laurie Boschman. . . 1982-83 to 1989-90
Eddie Olczyk . . . . . 1990-91 to 1992-93
Stephane Quintal . . . 1993-94 to 1993-94
Eddie Olczyk . . . . . 1994-95 to 1995-96
Brad Isbister . . . . . 1997-98 to 1998-99
Robert Reichel . . . . . 1998-99 to 1998-99
Michal Handzus . . . . 2000-01 to 2001-02
Kelly Buchberger . . . 2002-03 to 2002-03
Mike Sillinger. . . . . 2003-04 to 2003-04
Brett Hull. . . . . 2005-06 to 2005-06
Jamie Lundmark . . . 2005-06 to 2005-06
Mike York . . . . . 2007-08 to 2007-08
Brian McGrattan. . . . 2008-09 to 2008-09
Petr Prucha . . . . . 2008-09 to 2008-09

17
Bill Lesuk . . . . . 1979-80 to 1979-80
Anders Steen. . . . . 1980-81 to 1980-81
Larry Hopkins . . . . . 1981-82 to 1982-83
Tim Young. . . . . 1983-84 to 1983-84
Jim Nill . . . . . 1984-85 to 1987-88
Dwight Schofield . . . 1987-88 to 1987-88
Stu Kulak. . . . . 1988-89 to 1988-89
Phil Sykes . . . . . 1989-90 to 1991-92
Kris King . . . . . 1992-93 to 1996-97
Greg Adams . . . . . 1998-99 to 1999-00
Ladislav Nagy . . . . . 2000-01 to 2006-07
Radim Vrbata. . . . . 2007-08 to 2007-08
Todd Fedoruk . . . . . 2008-09 to 2008-09

18
Glenn Tomalty . . . . . 1979-80 to 1979-80
Bob Guindon . . . . . 1979-80 to 1979-80
Rick Bowness . . . . . 1980-81 to 1980-81
Serge Savard. . . . . 1981-82 to 1982-83
Bill Derlago . . . . . 1985-86 to 1985-86
Steve Rooney. . . . . 1986-87 to 1987-88
Markku Kyllonen . . . 1988-89 to 1988-89
Randy Cunneyworth . 1989-90 to 1989-90
Scott Arniel . . . . . 1990-91 to 1990-91
Bryan Erickson. . . . . 1990-91 to 1993-94
Dallas Drake . . . . . 1993-94 to 1995-96
Chad Kilger . . . . . 1995-96 to 1997-98
Mark Janssens . . . . 1997-98 to 1997-98
Brian Noonan. . . . . 1998-99 to 1998-99
Mika Alatalo. . . . . 1999-00 to 2000-01
Sebastien Bordeleau. . 2001-02 to 2001-02
Frank Banham . . . . . 2002-03 to 2002-03
Paul Ranheim . . . . . 2002-03 to 2002-03

UNIFORM NUMBERS

Tyson Nash . . . . . 2003-04 to 2005-06
Marcel Hossa. . . . . 2007-08 to 2007-08
Freddy Meyer IV. . . . 2007-08 to 2007-08
Matt Murley. . . . . 2007-08 to 2007-08
Enver Lisin. . . . . 2007-08 to 2008-09

19

Bill Riley . . . . . 1979-80 to 1979-80
Kris Manery. . . . . 1979-80 to 1980-81
Brian Mullen . . . . . 1982-83 to 1986-87
Iain Duncan . . . . . 1988-89 to 1988-89
Kris Draper . . . . . 1990-91 to 1990-91
Ian Duncan . . . . . 1990-91 to 1990-91
Troy Murray. . . . . 1991-92 to 1992-93
Nelson Emerson. . . . 1993-94 to 1994-95
Shane Doan. . . . . 1995-96 to 2008-09

20

Willy Lindstrom . . . . 1979-80 to 1982-83
Andrew McBain . . . . 1983-84 to 1988-89
Dave McLlwain . . . . 1989-90 to 1991-92
Mike Hartman . . . . . 1991-92 to 1991-92
Tie Domi . . . . . 1992-93 to 1994-95
Oleg Tverdovsky . . . 1995-96 to 1996-97
Jim Cummins . . . . . 1997-98 to 1997-98
Jyrki Lumme . . . . . 1998-99 to 1998-99
David Oliver. . . . . 1999-00 to 1999-00
Mikael Renberg . . . . 1999-00 to 1999-00
Wyatt Smith. . . . . 2000-01 to 2001-02
Fredrik Sjostrom . . . 2003-04 to 2007-08

21

John Bethel. . . . . 1979-80 to 1979-80
Tom Bladon. . . . . 1980-81 to 1980-81
Dave Hoyda . . . . . 1980-81 to 1980-81
Bill Whelton. . . . . 1980-81 to 1980-81
Craig Levie . . . . . 1981-82 to 1982-83
John Gibson . . . . . 1983-84 to 1983-84
Tom Martin . . . . . 1984-85 to 1986-87
Mark Kumpel. . . . . 1987-88 to 1987-88
1989-90 to 1990-91
Russ Romaniuk . . . . 1991-92 to 1994-95
Shane Doan. . . . . 1995-96 to 1995-96
Chad Kilger . . . . . 1995-96 to 1995-96
Denis Chasse . . . . . 1995-96 to 1995-96
Bob Corkum . . . . . 1996-97 to 1998-99
Jyrki Lumme . . . . . 1999-00 to 2000-01
Todd Warriner . . . . . 2001-02 to 2001-02
Jason Jaspers . . . . . 2002-03 to 2003-04
Sean O'Donnell . . . . 2005-06 to 2005-06
Bill Thomas . . . . . 2005-06 to 2007-08
David Hale. . . . . 2008-09 to 2008-09

22

Lyle Moffat . . . . . 1979-80 to 1979-80
Bengt Lundholm . . . 1981-82 to 1984-85
Ray Neufeld. . . . . 1985-86 to 1985-86
Mario Marois . . . . . 1985-86 to 1988-89
Gord Donnelly . . . . . 1988-89 to 1988-89
Moe Mantha . . . . . 1989-90 to 1991-92
Mike Lalor . . . . . 1991-92 to 1992-93
Paul Ysebaert . . . . . 1993-94 to 1993-94
Brent Thompson . . . 1994-95 to 1994-95
Craig Mills. . . . . 1995-96 to 1995-96
Mike Gartner . . . . . 1996-97 to 1997-98
Rick Tocchet . . . . . 1998-99 to 1999-00
Claude Lemieux. . . . 2000-01 to 2002-03
Pascal Rheaume . . . 2005-06 to 2005-06
Dennis Seidenberg. . 2005-06 to 2006-07
Mathias Tjarnqvist . . 2006-07 to 2007-08
Brian McGrattan. . . . 2008-09 to 2008-09

23

Gord McTavish. . . . . 1979-80 to 1979-80
Larry Hopkins . . . . . 1979-80 to 1979-80
John Markell . . . . . 1979-80 to 1980-81
Lucien DeBlois. . . . . 1981-82 to 1983-84
Paul Pooley . . . . . 1984-85 to 1985-86
Hannu Jarvenpaa. . . 1987-88 to 1988-89
Paul MacDermid . . . 1989-90 to 1991-92
Lucien DeBlois. . . . . 1991-92 to 1991-92
Andy Brickley. . . . . 1992-93 to 1993-94
Igor Korolev . . . . . 1994-95 to 1996-97
Stephen Leach. . . . . 1998-99 to 1998-99
Todd Gill . . . . . 1999-00 to 1999-00
Chris Joseph . . . . . 1999-00 to 2000-01
Paul Mara . . . . . 2000-01 to 2005-06
Don MacLean . . . . . 2006-07 to 2006-07
Jeff Taffe. . . . . 2006-07 to 2006-07
Kevin Porter. . . . . 2008-09 to 2008-09

24

Ron Wilson . . . . . 1979-80 to 1987-88
Danton Cole. . . . . 1990-91 to 1991-92
Scott Levins. . . . . 1992-93 to 1992-93
Darryl Shannon . . . . 1993-94 to 1995-96
Craig Muni. . . . . 1995-96 to 1995-96
Kevin Dahl . . . . . 1996-97 to 1996-97
Michel Petit . . . . . 1997-98 to 1998-99
Stan Neckar. . . . . 1998-99 to 2000-01
Ladislav Nagy . . . . . 2000-01 to 2000-01
David Cullen . . . . . 2001-02 to 2001-02
Darcy Hordichuk . . . 2001-02 to 2002-03
Jan Hrdina. . . . . 2002-03 to 2003-04
Josh Gratton . . . . . 2005-06 to 2007-08

25

Jude Drouin. . . . . 1979-80 to 1980-81
Thomas Steen . . . . . 1981-82 to 1994-95
RETIRED in honor of Thomas Steen, May 6, 1995

26

Al Cameron . . . . . 1979-80 to 1980-81
Murray Eaves. . . . . 1981-82 to 1985-86
Guy Larose . . . . . 1988-89 to 1988-89
Brian McReynolds . . 1989-90 to 1989-90
Sergei Kharin. . . . . 1990-91 to 1990-91
Dean Kennedy . . . . . 1991-92 to 1993-94
Jeff Finley . . . . . 1995-96 to 1996-97
John Slaney. . . . . 1997-98 to 1997-98
Mike Sullivan . . . . . 1998-99 to 2001-02
Joel Perrault . . . . . 2005-06 to 2008-09

27

Lorne Stamler . . . . . 1979-80 to 1979-80
Don Spring . . . . . 1980-81 to 1983-84
Perry Turnbull . . . . . 1984-85 to 1986-87
Teppo Numminen . . 1988-89 to 2002-03

28

Don MacIver . . . . . 1979-80 to 1979-80
Gerry Rioux . . . . . 1979-80 to 1979-80
Norm Dupont. . . . . 1980-81 to 1982-83
Jyrki Seppa . . . . . 1983-84 to 1983-84
Ryan Stewart. . . . . 1985-86 to 1985-86
Ray Neufeld. . . . . 1985-86 to 1988-89
Greg Paslawski . . . . 1989-90 to 1990-91
Bob Joyce . . . . . 1991-92 to 1992-93
Kevin McClelland . . . 1993-94 to 1993-94
Craig Martin . . . . . 1994-95 to 1994-95
Craig Muni. . . . . 1995-96 to 1995-96
Mike Hudson . . . . . 1996-97 to 1996-97
Jimmy Waite . . . . . 1997-98 to 1998-99
Landon Wilson. . . . . 2000-01 to 2003-04
Mike Leclerc . . . . . 2005-06 to 2005-06
Pavel Brendl . . . . . 2005-06 to 2005-06
Steven Reinprecht . . 2006-07 to 2008-09

29

Don MacIver . . . . . 1979-80 to 1979-80
Gord Smith . . . . . 1979-80 to 1979-80
Danny Geoffrion. . . . 1980-81 to 1980-81
Doug Lecuyer . . . . . 1980-81 to 1980-81
Jerry Butler . . . . . 1982-83 to 1982-83
Mike Lauen . . . . . 1983-84 to 1983-84
Marc Behrend . . . . . 1983-84 to 1985-86
Brad Berry. . . . . 1985-86 to 1989-90
Mark Osborne . . . . . 1990-91 to 1990-91
Rudy Poeschek . . . . 1990-91 to 1991-92
Yan Kaminsky . . . . . 1993-94 to 1993-94
Tim Cheveldae. . . . . 1993-94 to 1995-96
Craig Janney . . . . . 1995-96 to 1995-96
Scott Levins. . . . . 1997-98 to 1997-98
Louie DeBrusk . . . . . 1998-99 to 2000-01
Branko Radivojevic. . 2001-02 to 2003-04
Yanick Lehoux . . . . . 2005-06 to 2005-06
Tim Jackman. . . . . 2005-06 to 2005-06
Steven Reinprecht . . 2005-06 to 2005-06
Yanick Lehoux . . . . . 2006-07 to 2006-07
Ryan Caldwell . . . . . 2007-08 to 2007-08
Brandon Prust . . . . . 2008-09 to 2008-09

30

Gary Smith . . . . . 1979-80 to 1979-80
Michel Dion . . . . . 1980-81 to 1980-81
Doug Soetaert . . . . . 1983-84 to 1983-84
Mark Holden . . . . . 1984-85 to 1984-85
Daniel Berthiaume . . 1986-87 to 1989-90
Stephane Beauregard 1989-90 to 1991-92
Jim Hrivnak . . . . . 1992-93 to 1992-93
Stephane Beauregard 1993-94 to 1993-94
Ed Ronan. . . . . 1995-96 to 1995-96
Mikhail Shtalenkov . . 1998-99 to 1999-00
Jean-Marc Pelletier . 2003-04 to 2003-04
David LeNeveu. . . . . 2005-06 to 2006-07
Ilya Bryzgalov. . . . . 2007-08 to 2008-09

31

Don MacIver . . . . . 1979-80 to 1979-80
Ron Loustel . . . . . 1980-81 to 1980-81
Rick Dudley . . . . . 1980-81 to 1980-81
Ed Staniowski . . . . . 1981-82 to 1982-83
Mike Veisor . . . . . 1983-84 to 1983-84
Marc Behrend . . . . . 1985-86 to 1985-86
Alain Chevrier . . . . . 1988-89 to 1988-89
Rick Tabaracci. . . . . 1990-91 to 1992-93
Scott Langkow. . . . . 1995-96 to 1998-99
Bob Essensa . . . . . 1999-00 to 1999-00
Brad Ralph . . . . . 2000-01 to 2000-01
Jean-Guy Trudel . . . 2001-02 to 2001-02
Curtis Joseph . . . . . 2005-06 to 2006-07

32

Rick Bowness . . . . . 1980-81 to 1980-81
Rick Dudley . . . . . 1980-81 to 1980-81
Peter Taglianetti. . . . 1984-85 to 1989-90
Don Barber . . . . . 1990-91 to 1991-92
Igor Ulanov . . . . . 1991-92 to 1991-92
Mike Eastwood . . . . 1994-95 to 1996-97
Jocelyn Lemieux . . . 1996-97 to 1997-98
Brad May. . . . . 2000-01 to 2002-03
Cale Hulse. . . . . 2003-04 to 2003-04
Mikael Tellqvist . . . . 2006-07 to 2008-09

33

Lindsay Middlebrook 1979-80 to 1980-81
Doug Soetaert . . . . . 1981-82 to 1982-83
Eldon Reddick . . . . . 1986-87 to 1988-89
Simon Wheeldon . . . 1990-91 to 1990-91
Mario Marois . . . . . 1991-92 to 1991-92
Jim McKenzie . . . . . 1995-96 to 1997-98
J.J. Daigneault. . . . . 1998-99 to 1999-00
Drake Berehowsky . . 2001-02 to 2001-02
Brian Boucher . . . . . 2002-03 to 2005-06

34

Pierre Hamel . . . . . 1979-80 to 1979-80
Dave Chartier. . . . . 1980-81 to 1980-81
Mark Plantery . . . . . 1980-81 to 1980-81
Dave Silk. . . . . 1985-86 to 1985-86
Pat Elynuik . . . . . 1987-88 to 1987-88
Moe Lemay . . . . . 1988-89 to 1988-89
Gord Donnelly . . . . . 1989-90 to 1991-92
Dean Kennedy . . . . . 1991-92 to 1991-92
Darrin Shannon . . . . 1991-92 to 1997-98
Ramzi Abid . . . . . 2002-03 to 2002-03
Frank Banham . . . . . 2002-03 to 2002-03
Daniel Winnik . . . . . 2007-08 to 2008-09

35

Markus Mattsson . . . 1979-80 to 1980-81
Dan Bouchard . . . . . 1985-86 to 1985-86
Bob Essensa . . . . . 1988-89 to 1993-94
Nikolai Khabibulin . . 1994-95 to 1998-99
Zac Bierk. . . . . 2002-03 to 2003-04
Philippe Sauve. . . . . 2005-06 to 2005-06
Alex Auld. . . . . 2007-08 to 2007-08
Al Montoya . . . . . 2008-09 to 2008-09

36

Iain Duncan. . . . . 1986-87 to 1987-88
Gord Donnelly . . . . . 1988-89 to 1988-89
Moe Lemay . . . . . 1988-89 to 1988-89
Danton Cole. . . . . 1989-90 to 1989-90
Mike Eagles. . . . . 1990-91 to 1994-95
Greg Brown . . . . . 1994-95 to 1994-95
Stewart Malgunas . . 1995-96 to 1995-96
Murray Baron. . . . . 1996-97 to 1996-97
Juha Ylonen. . . . . 1996-97 to 2000-01
Krystofer Kolanos. . . 2001-02 to 2003-04
Joakim Lindstrom . . 2008-09 to 2008-09

UNIFORM NUMBERS

37
Steve Penney. . . . . 1986-87 to 1987-88
Tom Draper . . . . . 1988-89 to 1989-90
John LeBlanc. . . . . 1991-92 to 1994-95
Tom Draper . . . . . 1995-96 to 1995-96
Dominic Roussel . . . 1995-96 to 1995-96
Dan Focht . . . . . 2001-02 to 2002-03
Georges Laraque . . . 2006-07 to 2006-07

38
Brad Jones . . . . . 1986-87 to 1989-90
Guy Larose . . . . . 1990-91 to 1990-91
Luciano Borsato. . . . 1990-91 to 1994-95
Jason Simon . . . . . 1996-97 to 1996-97
Martin Grenier . . . . . 2001-02 to 2001-02
Scott Pellerin . . . . . 2002-03 to 2002-03
Dave Scatchard . . . . 2005-06 to 2006-07

39
Randy Gilhen . . . . . 1986-87 to 1988-89
Doug Evans . . . . . 1989-90 to 1991-92
Mark Visheau. . . . . 1993-94 to 1993-94
Iain Fraser . . . . . 1995-96 to 1995-96
Pat Jablonski. . . . . 1996-97 to 1996-97
Brad Tiley . . . . . 1997-98 to 1998-99
Travis Green . . . . . 1999-00 to 2000-01
Erik Westrum. . . . . 2003-04 to 2003-04
Zbynek Michalek . . . 2005-06 to 2005-06
Niko Kapanen . . . . . 2007-08 to 2007-08
Garth Murray . . . . . 2008-09 to 2008-09

40
Joel Baillargeon . . . . 1986-87 to 1987-88
Steve Fletcher . . . . . 1988-89 to 1988-89
Bryan Marchment . . 1988-89 to 1988-89
Evgeny Davydov. . . . 1991-92 to 1991-92
Patrick DesRochers . 2001-02 to 2002-03
Jean-Marc Pelletier . 2002-03 to 2002-03
Mike Ricci . . . . . 2005-06 to 2006-07

41
Todd Flichel. . . . . 1987-88 to 1987-88
Paul Boutilier . . . . . 1987-88 to 1988-89
Viktor Tikhonov . . . . 2008-09 to 2008-09

42
Matt Hervey. . . . . 1988-89 to 1988-89
Oleg Mikulchik. . . . . 1993-94 to 1994-95
Robert Esche . . . . . 1998-99 to 2001-02
Josh Tordjman. . . . . 2008-09 to 2008-09

43
Ravil Gusmanov . . . . 1995-96 to 1995-96
Darcy Wakaluk. . . . . 1996-97 to 1996-97
Mike Stutzel. . . . . 2003-04 to 2003-04

44
Dave Babych . . . . . 1980-81 to 1985-86
Shawn Cronin . . . . . 1989-90 to 1991-92
Norm Maciver . . . . . 1995-96 to 1997-98
Andrei Vasilyev . . . . 1998-99 to 1998-99
Andrei Nazarov . . . . 2001-02 to 2003-04
Nick Boynton . . . . . 2006-07 to 2007-08
Kurt Sauer. . . . . 2008-09 to 2008-09

45
Craig Duncanson . . . 1990-91 to 1990-91
Anatoli Fedotov . . . . 1992-93 to 1992-93
Jason Jaspers . . . . . 2001-02 to 2001-02
Brad Ference. . . . . 2002-03 to 2003-04
Dmitri Kalinin . . . . . 2008-09 to 2008-09

46
Brent Hughes. . . . . 1988-89 to 1989-90
Pat Jablonski. . . . . 1996-97 to 1996-97
J.F. Jomphe . . . . . 1998-99 to 1998-99

47
Todd Flichel. . . . . 1988-89 to 1988-89
Tony Joseph . . . . . 1988-89 to 1988-89
Tavis Hansen. . . . . 1994-95 to 1994-95
1996-97 to 1996-97
1998-99 to 1998-99

48
Jason Cirone . . . . . 1991-92 to 1991-92
Sean Gagnon. . . . . 1997-98 to 1998-99

49
Joe Dziedzic . . . . . 1998-99 to 1998-99
Jason Jaspers . . . . . 2001-02 to 2001-02
Brian Savage . . . . . 2001-02 to 2003-04

50
Rob Murray . . . . . 1991-92 to 1992-93
Craig Fisher. . . . . 1993-94 to 1993-94
Ravil Gusmanov . . . . 1995-96 to 1995-96
Trevor Letowski . . . . 1998-99 to 1998-99

52
Dallas Eakins. . . . . 1992-93 to 1992-93
Jason Doig . . . . . 1995-96 to 1995-96
Martin Grenier . . . . . 2002-03 to 2002-03

53
Derek Morris . . . . . 2005-06 to 2008-09

54
Daniel Briere . . . . . 1997-98 to 1997-98

55
Mark Osiecki . . . . . 1992-93 to 1992-93
Arto Blomsten . . . . . 1993-94 to 1994-95
Jason Doig . . . . . 1995-96 to 1998-99
Danny Markov . . . . . 2001-02 to 2002-03
Matt Jones . . . . . 2005-06 to 2005-06
Ed Jovanovski . . . . . 2006-07 to 2008-09

57
Goran Bezina . . . . . 2003-04 to 2003-04

60
Michal Grosek . . . . . 1993-94 to 1993-94

62
Jean-Guy Trudel . . . 1999-00 to 1999-00

63
Radoslav Suchy . . . . 1999-00 to 1999-00

64
Darrin Shannon . . . . 1991-92 to 1991-92
Wyatt Smith. . . . . 1999-00 to 1999-00

70
Kevin Sawyer. . . . . 1999-00 to 1999-00

72
Jeff Christian . . . . . 1997-98 to 1997-98

73
Steven Goertzen. . . . 2008-09 to 2008-09

75
Michal Grosek . . . . . 1994-95 to 1995-96
Pete Vandermeer . . . 2007-08 to 2007-08

76
Travis Roche . . . . . 2006-07 to 2006-07

77
Cliff Ronning . . . . . 1996-97 to 1998-99
Chris Gratton . . . . . 2002-03 to 2003-04
Travis Roche . . . . . 2006-07 to 2006-07

81
Marcel Hossa. . . . . 2007-08 to 2007-08

88
Peter Mueller. . . . . 2007-08 to 2008-09

89
Darren Turcotte . . . . 1995-96 to 1995-96
Mike Comrie . . . . . 2003-04 to 2006-07
Mikkel Boedker . . . . 2008-09 to 2008-09

90
Joé Juneau . . . . . 2000-01 to 2000-01
Enver Lisin. . . . . 2006-07 to 2006-07

91
Kris Draper . . . . . 1991 92 to 1992-93
Oleg Saprykin . . . . . 2005-06 to 2006-07
Kyle Turris . . . . . 2007-08 to 2008-09

92
Rick Tocchet . . . . . 1997-98 to 1997-98

93
Petr Nedved. . . . . 2005-06 to 2005-06

94
Sergei Berezin . . . . . 2001-02 to 2001-02
Yanic Perreault . . . . 2006-07 to 2006-07

97
Jeremy Roenick . . . . 1996-97 to 2000-01
Jeremy Roenick . . . . 2006-07 to 2006-07

99
Rick Dudley . . . . . 1980-81 to 1980-81
RETIRED by the NHL in honor of Wayne Gretzky, Apr. 18, 1999

EXPANSION DRAFT SELECTIONS

1979

Pick	Overall	Player	Position	Birthdate	Drafted From
1	1	Peter Marsh	RW	Dec. 21, 1956	Montreal
2	8	Lindsay Middlebrook	G	Sept. 7, 1955	NY Rangers
3	9	Bobby Hull	LW	Jan. 3, 1939	Chicago
4	16	Al Cameron	D	Oct. 21, 1955	Detroit
5	17	Dave Hoyda	LW	May 20, 1957	Philadelphia
6	24	Jim Roberts	RW	June 8, 1956	Minnesota
7	25	Lorne Stamler	LW	Aug. 9, 1951	Toronto
8	32	Mark Heaslip	RW	Dec. 26, 1951	Los Angeles
9	33	Pierre Hamel	G	Sept. 16, 1952	Toronto
10	40	Gord McTavish	C	June 3, 1954	St. Louis
11	41	Gord Smith	D	Nov. 17, 1949	Washington
12	48	Clark Hamilton	LW	Jan. 12, 1955	Detroit
13	49	Jim Cunningham	LW	Aug. 15, 1956	Philadelphia
14	56	Dennis Abgrall	RW	Apr. 24, 1956	Los Angeles
15	57	Bill Riley	RW	Sept. 20, 1950	Washington
16	64	Gene Carr	LW	Sept. 17, 1951	Atlanta
17	65	Hilliard Graves	RW	Oct. 18, 1950	Vancouver

ENTRY DRAFT SELECTIONS

1979

Rnd	Overall	Player	Position	Birthdate	Drafted From
1	19	Jimmy Mann	RW	Apr. 17, 1959	Sherbrooke (QMJHL)
2	40	Dave Christian	C	May 12, 1959	U. of North Dakota (WCHA)
3	61	Bill Whelton	D	Aug. 28, 1959	Boston U. (H.E.)
4	82	Pat Daley	LW	Mar. 27, 1959	Montreal (QMJHL)
5	103	Thomas Steen	C	June 8, 1960	Leksand (Sweden)
6	124	Tim Watters	D	July 25, 1959	Michigan Tech Univ. (WCHA)

1980

Rnd	Overall	Player	Position	Birthdate	Drafted From
1	2	Dave Babych	D	May 23, 1961	Portland (WHL)
2	23	Moe Mantha	D	Jan. 21, 1961	Toronto (OHL)
3	44	Murray Eaves	C	May 10, 1960	U. of Michigan (CCHA)
4	65	Guy Fournier	C	Jan. 30, 1962	Shawinigan (QMJHL)
5	86	Glen Ostir	D	Jan. 14, 1961	Portland (WHL)
6	107	Ron Loustel	G	Mar. 7, 1962	Saskatoon (WHL)
7	128	Brian Mullen	LW	Mar. 16, 1962	New York Westsiders (MJHL)
7	135	Mike Lauen	RW	Feb. 9, 1961	Michigan Tech Univ. (WCHA)
8	149	Sandy Beadle	LW	July 12, 1960	Northeastern Univ. (H.E.)
9	170	Edward Christian	C	Jan. 4, 1962	Warroad H.S. (Minn.)
10	191	Dave Chartier	C	Feb. 15, 1961	Brandon (WHL)

1981

Rnd	Overall	Player	Position	Birthdate	Drafted From
1	1	Dale Hawerchuk	C	Apr. 4, 1963	Cornwall (QMJHL)
2	22	Scott Arniel	C/LW	Sept. 17, 1962	Cornwall (QMJHL)
3	43	Jyrki Seppa	D	Nov. 14, 1961	Ilves (Finland)
4	64	Kirk McCaskill	C	Apr. 9, 1961	U. of Vermont (ECAC)
5	85	Marc Behrend	G	Jan. 11, 1961	U. of Wisconsin (WCHA)
6	106	Bob O'Connor	G	Apr. 2, 1961	Boston College (H.E.)
7	127	Peter Nilsson	C	June 10, 1962	Hammarby (Sweden)
8	148	Dan McFall	C	Apr. 8, 1963	Buffalo Jr. Sabres
9	169	Greg Dick	G	Mar. 2, 1962	St. Marys H.S. (Minn.)
10	190	Vladimir Kadlec	D	Jan. 3, 1962	TJ Vitkovice (Czech.)
10	211	Dave Kirwin	D	May 10, 1963	Irondale H.S. (Minn.)

ENTRY DRAFT SELECTIONS

1982

Rnd	Overall	Player	Position	Birthdate	Drafted From
1	12	Jim Kyte	D	Mar. 21, 1964	Cornwall (OHL)
4	74	Tom Martin	LW	May 11, 1964	Kelowna (BC Tier II)
4	75	Dave Ellett	D	Mar. 30, 1964	Ottawa (Tier II)
5	96	Tim Mishler	C	Oct. 3, 1963	E. Grand Forks H.S. (Minn.)
7	138	Derek Ray	RW	Oct. 10, 1963	Seattle Jr. B (Tier II)
8	159	Guy Gosselin	D	Jan. 6, 1964	John Marshall H.S. (Minn.)
9	180	Tom Ward	D	Jan. 16, 1964	Richfield H.S. (Minn.)
10	201	Michael Savage	LW	Apr. 8, 1964	Sudbury (OHL)
11	222	Bob Shaw	RW	Feb. 6, 1964	Penticton (BCJHL)
12	243	Jan Ericsson	C/LW	Sept. 2, 1962	AIK (Sweden)

1983

Rnd	Overall	Player	Position	Birthdate	Drafted From
1	8	Andrew McBain	RW	Jan. 18, 1965	North Bay (OHL)
1	14	Bobby Dollas	D	Jan. 31, 1965	Laval (QHL)
2	29	Brad Berry	D	Apr. 1, 1965	St. Albert Jrs. (Tier II)
3	43	Peter Taglianetti	D	Aug. 15, 1963	Providence College (H.E.)
4	69	Bob Essensa	G	Jan. 14, 1965	Henry Carr H.S. (Ont.)
5	89	Harry Armstrong	D	Jan. 30, 1965	Dubuque Jrs. (Minn.)
6	109	Joel Baillargeon	LW	Oct. 6, 1964	Hull (QHL)
7	129	Iain Duncan	LW	Oct. 6, 1964	North York (Ont.)
8	149	Ron Pessetti	D	Apr. 3, 1963	Western Michigan (CCHA)
9	169	Todd Flichel	D	Sept. 14, 1964	Gloucester Jrs. (Tier II)
10	189	Cory Wright	RW	June 10, 1965	Dubuque Jrs. (Minn.)
11	209	Eric Cormier	LW	June 10, 1964	St. Georges (Que.)
12	229	Jamie Husgen	D	Oct. 13, 1964	Des Moines

1984

Rnd	Overall	Player	Position	Birthdate	Drafted From
2	30	Peter Douris	C	Feb. 19, 1966	U. of New Hampshire (H.E.)
4	68	Chris Mills	D	May 30, 1966	Bramalea Jr. B
4	72	Sean Clement	D	Feb. 26, 1966	Brockville Jr. A
5	93	Scott Schneider	C	May 18, 1965	Colorado College (WCHA)
5	99	Brent Severyn	D	Feb. 22, 1966	Seattle (WHL)
6	114	Gary Lorden	D	Jan. 17, 1966	Bishop Hendrickson H.S.
7	135	Luciano Borsato	C	Jan. 7, 1966	Bramalea Jr. B
8	156	Brad Jones	C	June 26, 1965	U. of Michigan (CCHA)
9	177	Gord Whitaker	RW	Jan. 24, 1966	Colorado College (WCHA)
10	197	Rick Frost	LW	June 5, 1965	Melville Jr. A
11	218	Mike Warus	RW	Nov. 16, 1964	Lake Superior College (CCHA)
12	238	Jim Edmonds	G	July 8, 1965	Cornell U. (ECAC)

1985

Rnd	Overall	Player	Position	Birthdate	Drafted From
1	18	Ryan Stewart	C	June 1, 1967	Kamloops (WHL)
2	39	Roger Ohman	D	June 5, 1967	Leksand (Sweden)
3	60	Daniel Berthiaume	G	Jan. 26, 1966	Chicoutimi (QMJHL)
4	81	Fredrik Olausson	D	Oct. 5, 1966	Farjestad (Sweden)
5	102	John Borrell	RW	Mar. 23, 1967	Burnsville H.S.
6	123	Danton Cole	C	Jan. 10, 1967	Aurora Jr. A
7	144	Brent Mowery	LW	Mar. 10, 1966	Summerland
8	165	Tom Draper	G	Nov. 22, 1966	U. of Vermont (ECAC)
9	186	Nevin Kardum	C	Mar. 30, 1967	Henry Carr H.S.
10	207	Dave Quigley	G	Jan. 17, 1965	U. of Moncton
11	228	Chris Norton	D	Apr. 11, 1965	Cornell U. (ECAC)
12	249	Anssi Melametsa	C	June 21, 1961	HIFK (Finland)

ENTRY DRAFT SELECTIONS

1986

Rnd	Overall	Player	Position	Birthdate	Drafted From
1	8	Pat Elynuik	RW	Oct. 30, 1967	Prince Albert (WHL)
2	29	Teppo Numminen	D	July 3, 1968	Tappara (Finland)
3	50	Esa Palosaari	RW	Jan. 16, 1968	Karpat (Finland)
4	71	Hannu Jarvenpaa	RW	May 19, 1963	Karpat (Finland)
5	92	Craig Endean	LW	Apr. 13, 1968	Seattle (WHL)
6	113	Robbie Bateman	RW	Jan. 2, 1968	St. Laurent H.S.
8	155	Frank Furlan	G	Mar. 8, 1968	Sherwood Park (Alberta)
9	176	Mark Green	C	Dec. 26, 1967	New Hampton
10	197	John Blue	G	Feb. 19, 1966	U. of Minnesota (WCHA)
11	218	Matt Cote	D	Jan. 19, 1966	Lake Superior (CCHA)
12	239	Arto Blomsten	D	Mar. 16, 1965	Djurgarden (Sweden)

1987

Rnd	Overall	Player	Position	Birthdate	Drafted From
1	16	Brian Marchment	D	May 1, 1969	Belleville (OHL)
2	37	Patrik Erickson	C	Mar. 13, 1969	Brynas (Sweden)
4	79	Don McLennan	D	Oct. 4, 1968	U. of Denver (WCHA)
5	96	Ken Gernander	C	June 30, 1969	Greenway H.S.
5	100	Darrin Amundson	C	Nov. 9, 1968	Duluth East H.S.
6	121	Joe Harwell	D	Nov. 21, 1968	Murray Hill H.S.
7	142	Tod Hartje	C	Feb. 27, 1968	Harvard U. (ECAC)
8	163	Markku Kyllonen	RW	Feb. 2, 1962	Karpat (Finland)
9	184	Jim Fernholz	RW	Mar. 16, 1969	White Bear Lake H.S.
11	226	Roger Rougelot	G	July 13, 1968	Madison Jrs.
12	247	Hans Goran Elo	G	June 27, 1966	Djurgarden (Sweden)

1988

Rnd	Overall	Player	Position	Birthdate	Drafted From
1	10	Teemu Selanne	RW	July 3, 1970	Jokerit (Finland)
2	31	Russell Romaniuk	LW	June 9, 1970	St. Boniface Jr. A
3	52	Stephane Beauregard	G	Jan. 10, 1968	St-Jean (QMJHL)
4	73	Brian Hunt	C	Feb. 12, 1969	Oshawa (OHL)
5	94	Anthony Joseph	RW	Mar. 1, 1969	Oshawa (OHL)
5	101	Benoit Lebeau	LW	June 4, 1968	Merrimack College
6	115	Ronald Jones	RW	Feb. 7, 1969	Windsor (OHL)
7	127	Markus Akerblom	C	Nov. 22, 1969	Bjorkloven (Sweden)
7	136	Jukka Marttila	D	Apr. 15, 1968	Tappara (Finland)
8	157	Mark Smith	C	Oct. 13, 1969	Trinity (USS)
9	178	Mike Helber	C	June 23, 1970	Ann Arbour (USS)
10	199	Pavel Kostichkin	C	Nov. 9, 1968	CSKA (USSR)
11	220	Kevin Heise	LW	Sept. 9, 1968	Lethbridge (WHL)
12	241	Kyle Galloway	D	Nov. 10, 1969	U. of Manitoba

1989

Rnd	Overall	Player	Position	Birthdate	Drafted From
1	4	Stu Barnes	C	Dec. 25, 1970	Tri-Cities (WHL)
2	25	Dan Ratushny	D	Oct. 29, 1970	Cornell U. (ECAC)
3	46	Jason Cirone	C	Feb. 21, 1971	Cornwall (OHL)
3	62	Kris Draper	C	May 24, 1971	Canadian National
4	64	Mark Brownschidle	D	Oct. 26, 1970	Boston U. (H.E.)
4	69	Alain Roy	G	Feb. 6, 1970	Harvard U. (ECAC)
6	109	Dan Bylsma	LW	Sept. 19, 1970	Bowling Green (CCHA)
7	130	Pekka Peltola	RW	June 24, 1965	HPK (Finland)
7	131	Doug Evans	D	July 12, 1971	Michigan U. (CCHA)
8	151	Jim Solly	C	Mar. 19, 1970	Bowling Green (CCHA)
9	172	Stephane Gauvin	LW	Apr. 16, 1970	Cornell U. (ECAC)
10	193	Joe Larson	C	Aug. 17, 1970	Minnetonka (USS)
11	214	Bradley Podiak	LW	Mar. 26, 1971	Wayzata (USS)
12	235	Evgeny Davydov	RW	May 27, 1967	CSKA (USSR)
12	240	Sergei Kharin	RW	Feb. 20, 1963	Krylja Sovetov (USSR)

ENTRY DRAFT SELECTIONS

1990

Rnd	Overall	Player	Position	Birthdate	Drafted From
1	19	Keith Tkachuk	LW	Mar. 28, 1972	Malden Catholic (USS)
2	35	Mike Muller	D	Sept. 18, 1971	Wayzata (USS)
4	74	Roman Meluzin	RW	June 17, 1972	Zetor (Czech.)
4	75	Scott Levins	RW	Jan. 30, 1970	Tri-City (WHL)
4	77	Alexei Zhamnov	C	Oct. 1, 1970	Dynamo Moscow (USSR)
5	98	Craig Martin	RW	Jan. 21, 1971	Hull (QMJHL)
6	119	Daniel Jardemyr	D	May 28, 1971	Uppsala (Sweden)
7	140	John Lilley	C	Aug. 3, 1972	Cushing Academy (USS)
8	161	Henrik Andersson	D	Jan. 19, 1970	Vasteras (Sweden)
9	182	Rauli Raitanen	C	Jan. 14, 1970	Assat (Finland)
10	203	Mika Alatalo	LW	June 11, 1971	Kookoo (Finland)
11	224	Sergei Selyanin	D	Oct. 20, 1966	Khimik (USSR)
12	245	Keith Morris	C	Apr. 24, 1971	Alaska-Anchorage (NCAA)

1991

Rnd	Overall	Player	Position	Birthdate	Drafted From
1	5	Aaron Ward	D	Jan. 17, 1973	Michigan Univ. (CCHA)
3	49	Dmitri Filimonov	D	Oct. 14, 1971	Dynamo Moscow (USSR)
5	91	Juha Ylonen	C	Feb. 13, 1972	Kiekko-Espoo (Finland)
5	99	Yan Kaminsky	LW	July 28, 1971	Dynamo Moscow (USSR)
6	115	Jeff Sebastian	D	Nov. 21, 1971	Seattle (WHL)
8	159	Jeff Ricciardi	D	June 22, 1971	Ottawa (OHL)
9	181	Sean Gauthier	G	Mar. 28, 1971	Kingston (OHL)
10	203	Igor Ulanov	D	Oct. 1, 1969	Khimik (USSR)
11	225	Jason Jennings	RW	Mar. 16, 1971	Western Michigan (CCHA)
12	247	Sergei Sorokin	D	Oct. 2, 1969	Dynamo Moscow (USSR)

1992

Rnd	Overall	Player	Position	Birthdate	Drafted From
1	17	Sergei Bautin	D	Mar. 11, 1967	Dynamo Moscow (CIS)
2	27	Boris Mironov	D	Mar. 21, 1972	CSKA (CIS)
3	60	Jeremy Stevenson	LW	July 28, 1974	Cornwall (OHL)
4	84	Mark Visheau	D	June 27, 1973	London (OHL)
6	132	Alexander Alexeyev	D	Mar. 21, 1974	Sokol (CIS)
7	155	Artur Oktyabrev	D	Nov. 26, 1973	CSKA (CIS)
7	156	Andrei Raisky	C	Mar. 30, 1970	Torpedo Ust-Kamenogorsk (CIS)
9	204	Nikolai Khabibulin	G	Jan. 13, 1973	CSKA (CIS)
10	228	Yevgeny Garanin	C	Aug. 3, 1973	Khimik (CIS)
10	229	Teemu Numminen	C	Dec. 23, 1973	Stoneham (USS)
11	252	Andrei Karpovtsev	LW	Feb. 25, 1974	Dynamo-2 Moscow (CIS)
11	254	Ivan Vologzhaninov	RW	Apr. 7, 1974	Sokol (CIS)

1993

Rnd	Overall	Player	Position	Birthdate	Drafted From
1	15	Mats Lindgren	C	Oct. 1, 1974	Skelleftea (Sweden)
2	31	Scott Langkow	G	Apr. 21, 1975	Portland (WHL)
2	43	Alexei Budayev	C	Apr. 24, 1975	Kristall Elektrostal (CIS)
4	79	Ruslan Batyrshin	D	Feb. 19, 1975	Dynamo-2 Moscow (CIS)
4	93	Ravil Gusmanov	RW	July 25, 1972	Traktor (CIS)
5	119	Larry Courville	LW	Apr. 2, 1975	Newmarket (OHL)
6	145	Michal Grosek	LW	June 1, 1975	ZPS Zlin (Czech Republic)
7	171	Martin Woods	D	May 14, 1975	Victoriaville (QMJHL)
8	197	Adrian Murray	D	Sept. 14, 1975	Newmarket (OHL)
9	217	Vladimir Potapov	RW	June 21, 1975	Kristall Elektrostal (CIS)
9	223	Ilja Stashenkov	D	Aug. 26, 1974	Krylja Sovetov (CIS)
9	228	Harijs Vitolinsh	C	Apr. 30, 1968	Chur (Switzerland)
11	285	Russ Hewson	LW	Jan. 12, 1975	Swift Current (WHL)

ENTRY DRAFT SELECTIONS

1994

Rnd	Overall	Player	Position	Birthdate	Drafted From
2	30	Deron Quint	D	Mar. 24, 1976	Seattle (WHL)
3	56	Dorian Anneck	C	Apr. 24, 1976	Victoria (WHL)
3	58	Tavis Hansen	C	June 17, 1975	Tacoma (WHL)
4	82	Steve Cheredaryk	D	Nov. 20, 1975	Medicine Hat (WHL)
5	108	Craig Mills	RW	Aug. 27, 1976	Belleville (OHL)
6	143	Steve Vezina	G	Oct. 25, 1975	Beauport (QMJHL)
6	146	Chris Kibermanis	D	Mar. 24, 1976	Red Deer (WHL)
8	186	Ramil Saifullin	C	Apr. 8, 1976	Avangard (CIS)
9	212	Henrik Smangs	G	Jan. 19, 1976	Leksand (Sweden)
10	238	Mike Mader	D	Nov. 7, 1975	Loomis (USS)
11	264	Jason Issel	LW	Mar. 1, 1976	Prince Albert (WHL)

1995

Rnd	Overall	Player	Position	Birthdate	Drafted From
1	7	Shane Doan	RW	Oct. 10, 1976	Kamloops (WHL)
2	32	Marc Chouinard	C	May 6, 1977	Beauport (QMJHL)
2	34	Jason Doig	D	Jan. 29, 1977	Laval (QMJHL)
3	67	Brad Isbister	RW	May 7, 1977	Portland (WHL)
4	84	Justin Kurtz	D	Jan. 14, 1977	Brandon (WHL)
5	121	Brian Elder	G	June 8, 1976	Brandon (WHL)
6	136	Sylvain Daigle	G	Oct. 20, 1976	Shawinigan (QMJHL)
7	162	Paul Traynor	D	Sept. 14, 1977	Kitchener (OHL)
8	188	Jaroslav Obsut	D	Sept. 3, 1976	N. Battleford (SJHL)
8	189	Fredrik Loven	C	Mar. 14, 1977	Djurgarden (Sweden)
9	214	Rob DeCiantis	C	June 11, 1977	Kitchener (OHL)

1996

Rnd	Overall	Player	Position	Birthdate	Drafted From
1	11	Dan Focht	D	Dec. 31, 1977	Tri-City (WHL)
1	24	Daniel Briere	C	Oct. 6, 1977	Drummondville (QMJHL)
3	62	Per-Anton Lundstrom	D	Sept. 29, 1977	Mo Do (Sweden)
5	119	Richard Lintner	D	Nov. 15, 1977	Trencin Jr. (Slovakia Jrs.)
6	139	Robert Esche	G	Jan. 22, 1978	Detroit (OHL)
7	174	Trevor Letowski	C	Apr. 5, 1977	Sarnia (OHL)
8	200	Nicholas Lent	RW	June 10, 1977	Omaha Jr. A (USHL)
9	226	Marc-Etienne Hubert	C	Apr. 20, 1978	Laval (QMJHL)

1997

Rnd	Overall	Player	Position	Birthdate	Drafted From
2	43	Juha Gustafsson	D	Apr. 26, 1979	Keikko-Espoo (Finland)
4	96	Scott McCallum	D	Feb. 15, 1979	Tri-City (WHL)
5	123	Curtis Suter	D	Aug. 5, 1979	Spokane (WHL)
6	151	Robert Francz	LW	Mar. 30, 1978	Peterborough (OHL)
8	207	Alex Andreyev	D	Sept. 14, 1979	Weyburn (SJHL)
9	233	Wyatt Smith	C	Feb. 13, 1977	U. of Minnesota (WCHA)

1998

Rnd	Overall	Player	Position	Birthdate	Drafted From
1	14	Patrick DesRochers	G	Oct. 27, 1979	Sarnia (OHL)
2	43	Ossi Vaananen	D	Aug. 8, 1980	Jokerit Jr. (Finland Jr.)
3	73	Pat O' Leary	C	Sept. 2, 1979	Armstrong HS (USHSW)
4	100	Ryan Vanbuskirk	D	Jan. 12, 1980	Sarnia (OHL)
5	115	Jay Leach	D	Sept. 2, 1979	Providence College (H.E.)
5	116	Josh Blackburn	G	Nov. 13, 1978	Lincoln (USHL Jr. A)
5	129	Robert Schnabel	D	Nov. 10, 1978	Red Deer (WHL)
6	160	Rickard Wallin	C	Apr. 19, 1980	Farjestad Jr. (Swe. Jr.)
7	187	Erik Westrum	C	July 26, 1979	Minnesota (WCHA)
8	214	Justin Hansen	RW	June 11, 1980	Moose Jaw (WHL)

ENTRY DRAFT SELECTIONS

1999

Rnd	Overall	Player	Position	Birthdate	Drafted From
1	15	Scott Kelman	C	May 7, 1981	Seattle (WHL)
1	19	Kirill Safronov	D	Feb. 26, 1981	St. Petersburg (Russian Sr.)
2	53	Brad Ralph	LW	Oct. 17, 1980	Oshawa (OHL)
3	71	Jason Jaspers	C	Apr. 8, 1981	Sudbury (OHL)
4	116	Ryan Lauzon	C	Oct. 8, 1980	Hull (QMJHL)
4	123	Preston Mizzi	C	Dec. 22, 1980	Peterborough (OHL)
6	168	Erik Lewerstrom	D	May 28, 1980	Grums (Sweden)
8	234	Goran Bezina	D	Mar. 21, 1980	HC Fribourg-Gotteron (Swiss)
9	262	Alexei Litvinenko	D	Mar. 7, 1980	Torpedo (Kzak)

2000

Rnd	Overall	Player	Position	Birthdate	Drafted From
1	19	Krystofer Kolanos	C	July 27, 1981	Boston College (H.E.)
2	53	Alexander Tatarinov	RW	Apr. 14, 1982	Yaroslavl 2 (Russia)
3	85	Ramzi Abid	LW	Mar. 24, 1980	Halifax (QMJHL)
5	160	Nate Kiser	D	May 4, 1982	Plymouth (OHL)
6	186	Brent Gauvreau	C	June 29, 1980	Oshawa (OHL)
7	217	Igor Samoilov	D	Jan. 23, 1982	Yaroslavl (Russia)
8	249	Sami Venalainen	RW	Oct. 14, 1981	Tappara Jr. (Finland)
9	281	Peter Fabus	C	July 15, 1979	Dukla Trencin (Slovakia)

2001

Rnd	Overall	Player	Position	Birthdate	Drafted From
1	11	Fredrik Sjostrom	RW	May 6, 1983	Frolunda (Sweden)
2	31	Matthew Spiller	D	Feb. 7, 1983	Seattle (WHL)
2	45	Martin Podlesak	C	Sept. 26, 1982	Lethbridge (WHL)
3	78	Beat Forster	D	Feb. 2, 1983	Davos (Swiss)
5	148	David Klema	C	Apr. 3, 1982	Des Moines (USHL)
6	180	Scott Polaski	RW	Aug. 4, 1982	Sioux City (USHL)
7	210	Steve Belanger	G	May 20, 1983	Kamloops (WHL)
8	243	Frantisek Lukes	LW	Sept. 25, 1982	Toronto (OHL)
9	273	Severin Blindenbacher	D	Mar. 15, 1983	Kloten (Swiss)

2002

Rnd	Overall	Player	Position	Birthdate	Drafted From
1	19	Jakub Koreis	C	June 26, 1984	Plezen (CZE)
1	23	Ben Eager	LW	Jan. 22, 1984	Oshawa (OHL)
2	46	David LeNeveu	G	May 23, 1983	Cornell University (ECAC)
3	70	Joe Callahan	D	Dec. 20, 1982	Yale University (ECAC)
3	80	Matt Jones	D	Aug. 8, 1983	North Dakota (WCHA)
4	97	Lance Monych	RW	July 25, 1984	Brandon (WHL)
5	132	John Zeiler	RW	Nov. 21, 1982	Sioux City (USHL)
6	186	Jeff Pietrasiak	G	Apr. 5, 1983	Berkshire (USHSE)
7	216	Ladislav Kouba	LW	Sept. 10, 1983	Red Deer (WHL)
8	249	Marcus Smith	D	Jan. 14, 1983	Kitchener (OHL)
9	280	Russell Spence	C	Jan. 1, 1982	Opaskwayak (OCN) (MJHL)

2003

Rnd	Overall	Player	Position	Birthdate	Drafted From
3	77	Tyler Redenbach	C/LW	Sept. 25, 1984	Swift Current (WHL)
3	80	Dmitri Pestunov	C	Jan. 22, 1985	Magnitogorsk (Russia)
4	115	Liam Lindstrom	C	Jan. 12, 1985	Mora (Sweden)
6	178	Ryan Gibbons	RW	Jan. 1, 1985	Seattle (WHL)
7	208	Randall Gelech	C/RW	Feb. 2, 1984	Kelowna (WHL)
8	242	Eduard Lewandowski	LW	May 3, 1980	Koln (Germany)
9	272	Sean Sullivan	D	Mar. 29, 1984	St. Sebastian's (USHSE)
9	290	Loic Burkhalter	C	Feb. 11, 1980	Ambri (Swiss)

ENTRY DRAFT SELECTIONS

2004

Rnd	Overall	Player	Position	Birthdate	Drafted From
1	5	Blake Wheeler	RW	Aug. 31, 1986	Breck (USHSW)
2	35	Logan Stephenson	D	Feb. 19, 1986	Tri-City (WHL)
2	50	Enver Lisin	RW	Apr. 22, 1986	Saratov (Russia)
4	103	Roman Tomanek	RW	Jan. 28, 1986	Povazka Bystrica (Slovakia)
4	119	Kevin Porter	C/LW	Mar. 12, 1986	US National Under-18 (USA)
6	168	Kevin Cormier	LW	Jan. 27, 1986	Moncton Jr A (MJAHL)
7	199	Chad Kolarik	C	Jan. 26, 1986	US National Under-18 (USA)
8	240	Aaron Gagnon	C	Apr. 24, 1986	Seattle (WHL)
9	261	William Engasser	LW	Sept. 25, 1985	Blake (USHSW)
9	265	Daniel Winnik	C/LW	Mar. 6, 1985	New Hampshire (H.E.)

2005

Rnd	Overall	Player	Position	Birthdate	Drafted From
1	17	Martin Hanzal	C	Feb. 20, 1987	Budejovice Jr. (Czech Rep.)
2	59	Pier-Olivier Pelletier	G	Apr. 8, 1987	Drummondville (QMJHL)
4	105	Keith Yandle	D	Sept. 9, 1986	Cushing Academy (USHSE)
5	148	Anton Krysanov	C	Mar. 25, 1987	Togliatti (Russia)
7	212	Pat Brosnihan	RW	Aug. 20, 1986	Worcester Academy (USHSE)

2006

Rnd	Overall	Player	Position	Birthdate	Drafted From
1	8	Peter Mueller	C	Apr. 14, 1988	Everett (WHL)
1	29	Chris Summers	D	Feb. 5, 1988	US National Under-18 (USA)
3	88	Jonas Ahnelov	D	Dec. 11, 1987	Frolunda (Sweden)
5	130	Brett Bennett	G	Mar. 8, 1988	US National Under-18 (USA)
5	131	Martin Latal	RW	Mar. 17, 1988	Kladno (Czech Rep.)
5	152	Jordan Bendfeld	D	Feb. 9, 1988	Medicine Hat (WHL)
7	188	Chris Frank	D	Jan. 8, 1986	Western Michigan (CCHA)
7	196	Benn Ferriero	C/RW	Apr. 29, 1987	Boston College (H-East)

2007

Rnd	Overall	Player	Position	Birthdate	Drafted From
1	3	Kyle Turris	C	Aug. 14, 1989	Burnaby (BCHL)
1	30	Nick Ross	D	Feb. 10, 1989	Regina (WHL)
2	32	Brett MacLean	LW	Dec. 24, 1988	Oshawa (OHL)
2	36	Joel Gistedt	G	Dec. 7, 1987	Uddevalla (Sweden)
4	103	Vladimir Ruzicka	C	Feb. 17, 1989	Slavia (Czech Republic)
5	123	Maxim Goncharov	D	June 15, 1989	CSKA 2 (Russia)
6	153	Scott Darling	G	Dec. 22, 1988	Capital Dist. (EJHL)

2008

Rnd	Overall	Player	Position	Birthdate	Drafted From
1	8	Mikkel Boedker	RW	Dec. 16, 1989	Kitchener (OHL)
1	28	Viktor Tikhonov	RW	May 12, 1988	Cherepovets (Russia)
2	49	Jared Staal	RW	Aug. 21, 1990	Sudbury (OHL)
3	69	Michael Stone	D	June 7, 1990	Calgary (WHL)
3	76	Mathieu Brodeur	D	June 21, 1990	Cape Breton (QMJHL)
4	99	Colin Long	C	June 19, 1989	Kelowna (WHL)
6	159	Brett Hextall	RW	Apr. 2, 1988	Penticton (BCHL)
7	189	Tim Billingsley	D	Jan. 17, 1990	Mississauga St. Michael's (OHL)

2009

Rnd	Overall	Player	Position	Birthdate	Drafted From
1	6	Oliver Ekman-Larsson	D	July 17, 1991	Leksand (Sweden-2)
2	36	Chris Brown	RW	Feb. 3, 1991	U.S. Under-18 (NTDP)
3	91	Michael Lee	G	Oct. 5, 1990	Fargo (USHL)
4	97	Jordan Szwarz	RW	May 14, 1991	Saginaw (OHL)
4	105	Justin Weller	D	July 26, 1991	Red Deer (WHL)
6	157	Evan Bloodoff	LW	Nov. 21, 1990	Kelowna (WHL)

PLAYER TRANSACTIONS

1979

June 5 Morris Lukowich reclaimed by Pittsburgh prior to the Expansion Draft.
June 9 Morris Lukowich claimed as a priority selection.
June 9 Barry Long reclaimed by Detroit prior to the Expansion Draft.
June 9 Campbell reclaimed by St. Louis from Winnipeg prior to the Expansion Draft.
June 9 Scott Campbell claimed as priority selection by Winnipeg.
June 9 Bobby Hull reclaimed by Chicago prior to the Expansion Draft.
June 13 17 players claimed in the NHL Expansion Draft: Peter Marsh (Montreal), Lindsay Middlebrook (NY Rangers), Bobby Hull (Chicago), Al Cameron (Detroit), Dave Hoyda (Philadelphia), Jim Roberts (Minnesota), Lorne Stamler (Toronto), Mark Heaslip (Los Angeles), Pierre Hamel (Toronto), Gord McTavish (St. Louis), Gord Smith (Washington), Clark Hamilton (Detroit), Jim Cunningham (Philadelphia), Dennis Abgrall (Los Angeles), Bill Riley (Washington), Gene Carr (Atlanta), and Hilliard Graves (Vancouver).
June 28 Barry Melrose acquired from Quebec for Jamie Hislop and Barry Legge.
July 25 Wayne Dillion acquired from NY Rangers for future considerations.
Oct. 4 Ron Wilson acquired from Montreal for cash.

1980

Feb. 27 Kris Manery claimed on waivers from Vancouver.
Feb. 27 Bobby Hull traded to Hartford for future considerations.
May 22 Doug Smail signed as a free agent.
May 26 Barry Legge acquired from Quebec for cash.
June 19 Rick Bowness acquired from St. Louis for Craig Norwich.
Sept. 26 Norm Dupont acquired from Montreal for a 2nd round draft choice (David Maley) in 1982.
Oct. 8 Danny Geoffrion acquired from Quebec for cash.
Oct. 31 Barry Long acquired from Detroit for cash.
Nov. 30 Barry Melrose claimed on waivers by Toronto.
Dec. 1 Doug Lecuyer and Tim Trimper acquired from Chicago for Peter Marsh.
Dec. 2 Richard Mulhern traded to Toronto for cash.

1981

Jan. 12 Rick Dudley claimed on waivers from Buffalo.
Feb. 10 Michel Dion acquired from Quebec for cash.
July 2 Bryan Maxwell, Ed Staniowski and Paul MacLean acquired from St. Louis for Scott Campbell and John Markell.
July 15 Lucien DeBlois acquired from Colorado for Brent Ashton and a 3rd round draft choice (Dave Kasper) in 1982.
July 31 Lindsay Middlebrook traded to Minnesota for cash.
Sept. 8 Doug Soetaert acquired from NY Rangers for a 3rd draft round choice (Vesa Salo) in 1983.
Oct. 5 Serge Savard claimed from Montreal in Waiver Draft.
Oct. 5 Craig Levie claimed from Montreal in Waiver Draft.

1982

May 5 Brian Hayward signed as a free agent.
Oct. 4 Doug Lecuyer claimed by Pittsburgh in Waiver Draft.

1983

Mar. 7 Laurie Boschman acquired from Edmonton for Willy Lindstrom.
June 8 Dave Christian traded to Washington for 1st round draft choice (Bobby Dollas) in 1983.
July 4 Norm Dupont traded to Hartford for 4th round draft choice (Chris Mills) in 1984.
Aug. 3 Tim Young acquired from Minnesota for Craig Levie and the rights to Tom Ward.
Nov. 4 Robert Picard acquired from Montreal for 3rd round draft choice (Patrick Roy) in 1984.
Nov. 10 Mike Veisor acquired from Hartford for Ed Staniowski.

1984

Jan. 12 Jordy Douglas acquired from Minnesota for Tim Trimper.
Feb. 6 Jimmy Mann traded to Quebec for 5th round draft choice (Brent Severyn) in 1984.
Mar. 5 Randy Carlyle acquired from Pittsburgh for 1st round draft choice (Doug Bodger) in 1984 and future considerations (Moe Mantha).
May 1 Moe Mantha traded to Pittsburgh as future considerations in previous trade (Mar. 5, 1984).
June 13 Perry Turnbull acquired from Montreal for Lucien DeBlois.
Oct. 9 Mark Holden acquired from Montreal for Doug Soetaert.
Oct. 16 Tim Young traded to Philadelphia for future considerations.

1985

Feb. 4 Jim Nill acquired from Boston for Morris Lukowich.
Sept. 27 Eldon Reddick signed as a free agent.
Nov. 21 Ray Neufeld acquired from Hartford for Dave Babych.
Nov. 27 Mario Marois acquired from Quebec for Robert Picard.

1986

Jan. 31 Bill Derlago acquired from Boston for Wade Campbell.
June 21 Gilles Hamel acquired from Buffalo for Scott Arniel.
July 3 Murray Eaves traded to Edmonton for future considerations.
Aug. 19 Steve Penney and the rights to Jan Ingman acquired from Montreal for Brian Hayward.

1987

Jan. 5 Bill Derlago traded to Quebec 4th round draft choice (Mark Brownschilde) in 1989.
Jan. 8 Steve Rooney acquired from Montreal for 3rd round draft choice (Francois Gravel) in 1987.
June 5 Perry Turnbull traded to St.Louis for 5th round draft choice (Ken Gernander) in 1987.
June 8 Brian Mullen traded to NY Rangers with 10th round draft choice (Brett Barnett) in 1987 for 5th round choice (Benoit Lebeau) in 1988 and 3rd round draft choice (Denny Felsner) in 1989.
July 16 Guy Larose signed as a free agent.
Dec. 16 Paul Boutilier acquired from NY Rangers for future considerations.
Dec. 17 Stu Kulak acquired from Quebec for Bobby Dollas.

1988

Jan. 11 Mark Kumpel acquired from Detroit for Jim Nill.
Jan. 14 Alfie Turcotte acquired from Montreal for future considerations.
June 13 Brent Ashton acquired from Detroit for Paul MacLean.
July 15 Steve Fletcher signed as a free agent.
July 19 Alain Chevrier acquired from New Jersey with 7th round draft choice (Doug Evans) in 1989 for Steve Rooney and 3rd round draft choice (Brad Bombardir) in 1990.
July 29 Joel Baillargeon traded to Quebec for future considerations.
Sept. 29 Peter Douris traded to St.Louis for 12th round draft choice (Sergei Kharin) in 1989, 4th round draft choice (Scott Levins) in 1990 and Kent Carlson.
Oct. 3 Dave Hunter claimed from Edmonton in Waiver Draft.
Nov. 25 Paul Fenton acquired from Los Angeles for Gilles Hamel.
Dec. 6 Gord Donnelly acquired from Quebec for Mario Marois.
Dec. 12 Steve Fletcher traded to Philadelphia for future considerations.
Dec. 30 Moe Lemay acquired from Boston for Ray Neufeld.

PLAYER TRANSACTIONS

1989

Jan. 14 Dave Hunter claimed on waivers by Edmonton.
Jan. 19 Alain Chevrier traded to Chicago for 4th round draft choice (Allain Roy) in 1989.
June 17 Randy Cunneyworth, Rick Tabaracci and Dave McLlwain acquired from Pittsburgh for Jim Kyte, Andrew McBain and Randy Gilhen.
June 17 Greg Paslawski and 3rd round draft choice (Kris Draper) in 1989 acquired from St. Louis for 3rd round draft choice (Denny Felsner) in 1989 and 2nd round draft choice (Steve Staios) in 1991.
July 21 Shawn Cronin acquired from Philadelphia for future considerations.
Sept. 28 Eldon Reddick traded to Edmonton for future considerations.
Nov. 30 Phil Sykes acquired from Los Angeles for Brad Jones.
Dec. 13 Paul MacDermid acquired from Hartford for Randy Cunneyworth.

1990

Jan. 22 Doug Evans acquired from St. Louis for Ron Wilson.
Jan. 22 Daniel Berthiaume traded to Minnesota for future considerations.
June 9 Phil Housley, Scott Arniel, Jeff Parker and 1st round draft choice (Keith Tkachuk) in 1990 acquired from Buffalo for Dale Hawerchuk and 1st round draft choice (Brad May) in 1990.
July 10 Simon Wheeldon acquired from NY Rangers for Brian McReynolds.
Sept. 6 Laurie Boschman traded to New Jersey for Bob Brooke.
Sept. 6 Craig Duncanson acquired from Minnesota for Brian Hunt.
Sept. 30 Peter Taglianetti traded to Minnesota for future considerations.
Nov. 7 Don Barber acquired from Minnesota for Doug Smail.
Nov. 10 Eddie Olczyk and Mark Osborne acquired from Toronto for Dave Ellett and Paul Fenton.
Dec. 14 Mike Eagles acquired from Chicago for 4th round draft choice (Igor Kravchuk) in 1991.

1991

Jan. 22 Rudy Poeschek acquired from NY Rangers for Guy Larose.
Feb. 4 Greg Paslawski traded to Buffalo for future considerations.
Feb. 28 Tom Draper traded to St. Louis for future considerations (Jim Vesey).
May 21 Bob Joyce, Kent Paynter and Tyler Larter acquired from Washington for Brent Hughes, Craig Duncanson and Simon Wheeldon.
May 24 Jim Vesey acquired from St. Louis as future considerations in previous trade (Feb. 28, 1991).
May 24 Tom Draper acquired from St. Louis for future considerations.
May 30 Tyler Larter claimed by Minnesota in Expansion Draft.
May 31 Rob Murray and future considerations acquired from Minnesota for 7th round draft choice (Geoff Finch) in 1991 and future considerations.
June 20 Jim Vesey traded to Boston for future considerations.
June 22 Tom Draper traded to Buffalo for 7th round draft choice (Artur Oktyabrev) in 1992.
July 16 Troy Murray and Warren Rychel acquired from Chicago for Bryan Marchment and Chris Norton.
Oct. 11 Dean Kennedy, Mike Hartman and Darrin Shannon acquired from Buffalo for Dave McLlwain, Gord Donnelly, 5th round draft choice (Yuri Khmylev) in 1992 and future considerations.
Oct. 15 Tony Joseph traded to Minnesota for Tyler Larter.
Oct. 22 Sergei Kharin traded to Quebec for Shawn Anderson.
Oct. 23 Shawn Anderson traded to Washington for future considerations.
Oct. 29 Petri Skriko acquired from Boston for Brent Ashton.
Nov. 12 Don Barber claimed on waivers by Quebec.
Nov. 22 Scott Arniel traded to Boston for future considerations.
Nov. 26 Mario Marois acquired from St. Louis for future considerations.
Dec. 30 Tony Joseph and future considerations acquired from Minnesota for Warren Rychel.

1992

Jan. 10 Aaron Broten signed as a free agent.
Feb. 27 Moe Mantha traded to Philadelphia for future considerations.
Mar. 2 Mike Lalor acquired from Washington for Paul MacDermid.
Mar. 10 Lucien DeBlois acquired from Toronto for Mark Osborne.
June 10 Daniel Berthiaume acquired from Boston for Doug Evans.
June 15 Christian Ruuttu acquired from Buffalo for Stephane Beauregard.
June 18 Mike Hartman claimed by Tampa Bay in Expansion Draft.
June 19 Danton Cole traded to Tampa Bay for future considerations.
Aug. 6 Alan Kerr signed as a free agent.
Aug. 10 Stephane Beauregard acquired from Chicago for Christian Ruuttu.
Aug. 25 Shawn Cronin traded to Quebec for Dan Lambert.
Oct. 1 Stephane Beauregard traded to Philadelphia for future considerations.
Oct. 1 John Druce and 4th round draft choice (John Jakopin) in 1993 acquired from Washington for Pat Elynuik.
Nov. 14 Andy Brickley signed as a free agent.
Dec. 28 Tie Domi and Kris King acquired from NY Rangers for Eddie Olczyk.

1993

Feb. 20 Mark Osiecki claimed on waivers from Ottawa.
Feb. 21 Troy Murray traded to Chicago for Steve Bancroft and future considerations.
Mar. 15 Rights to Dimitri Filimonov traded to Ottawa for 4th round draft choice (Ruslam Batyrshin) in 1993.
Mar. 20 Mark Osiecki and 10th round draft choice (Bill Lang) in 1993 traded to Minnesota for 9th round draft choice (Vladimir Potatov) in 1993.
Mar. 22 Dan Ratushny traded to Vancouver for 9th round draft choice (Harijs Vitolinsh) in 1993.
Mar. 22 Jim Hrivnak and 2nd round draft choice (Alexei Budayev) in 1993 acquired from Washington for Rick Tabaracci.
June 11 Paul Ysebaert acquired from Detroit for Aaron Ward, 4th round draft choice (John Jakopin) in 1993 and future considerations (Alan Kerr).
June 11 Stephane Beauregard acquired from Philadelphia for future considerations.
June 18 Alan Kerr traded to Detroit as future considerations in previous trade (June 11, 1993).
June 24 Scott Levins and Steve Bancroft claimed by Florida in Expansion Draft.
June 30 Kris Draper traded to Detroit for future considerations.
July 8 Darryl Shannon signed as a free agent.
July 29 Jim Hrivnak traded to St.Louis for 6th round draft choice (Chris Kibermanis) in 1994 and future considerations.
Aug. 3 Dave Tomlinson acquired from Florida for Jason Cirone.
Aug.12 Kevin McClelland acquired from Toronto for cash.
Sept. 24 Nelson Emerson and Stephane Quintal acquired from St. Louis for Phil Housley.
Sept. 30 Evgeny Davydov traded to Florida for 4th round draft choice (Adam Copeland) in 1994.
Sept. 30 Brent Severyn acquired from New Jersey for 6th round draft choice (Ryan Smart) in 1994.
Oct. 3 Brent Severyn traded to Florida for Milan Tichy.
Nov. 26 Randy Gilhen and 6th round draft choice (Chris Kibermanis) in 1994 acquired from Florida for Stu Barnes.
Dec. 5 Fredrik Olausson and a 7th round draft choice (Curtis Sheptak) in 1994 traded to Edmonton for a 3rd round draft choice (Tavis Hansen) in 1994.
Dec. 9 Craig Fisher acquired from Edmonton for cash.

PLAYER TRANSACTIONS

1994

Feb. 1 Wayne McBean acquired from NY Islanders for Yan Kaminsky.
Mar. 8 Tim Cheveldae and Dallas Drake acquired from Detroit for Bob Essensa and Sergei Bautin.
Mar. 15 Dave Manson and 6th round draft choice (Chris Kibermanis) in 1994 acquired from Edmonton for Boris Mironov, Mats Lindgren, 1st round draft choice (Jason Bonsignore) and 4th round draft choice (Adam Copeland) in 1994.
Mar. 21 Paul Ysebaert traded to Chicago for 3rd round draft choice (Kevin McKay) in 1995.
May 25 Sheldon Kennedy acquired from Detroit for 3rd round draft choice (Darryl Laplante) in 1995.
June 3 Neil Wilkinson acquired from Chicago for 3rd round draft choice (Kevin McKay) in 1995.
July 8 Kevin McClelland traded to Buffalo for future considerations.
Aug. 8 Brent Thompson and future considerations acquired from Los Angeles for rights to Ruslan Batyrshin and 2nd round draft choice (Marian Cisar) in 1996.

1995

Jan. 18 Dean Kennedy claimed by Edmonton in Waiver Draft.
Jan. 18 Sheldon Kennedy claimed by Calgary in Waiver Draft.
Jan. 18 Wayne McBean claimed by Pittsburgh in Waiver Draft.
Jan. 18 Igor Korolev claimed from St. Louis in Waiver Draft.
Jan. 18 Craig Martin claimed on waivers from Detroit.
Mar. 28 Arto Blomsten traded to Los Angeles for 8th round draft choice (Fredrik Loven) in 1995.
Apr. 7 Mike Eastwood and 3rd round draft choice (Brad Isbister) in 1995 acquired from Toronto for Tie Domi.
Apr. 7 Igor Ulanov and Mike Eagles traded to Washington for 3rd round draft choice (Sergei Gusev) and 5th round draft choice (Brian Elder) in 1995.
Apr. 7 Eddie Olczyk acquired from NY Rangers for 5th round draft choice (Alexei Vasiliev) in 1995.
Apr. 7 Greg Brown acquired from Pittsburgh for future considerations.
June 27 Jeff Finley acquired from Philadelphia for Russ Romaniuk.
July 21 Jason Simon signed as a free agent.
July 21 Parris Duffus signed as a free agent.
Aug. 8 Stewart Malgunas signed as a free agent.
Aug. 9 Mike Stapleton signed as a free agent.
Oct. 2 Jim McKenzie claimed from NY Islanders in Waiver Draft.
Oct. 6 Darren Turcotte acquired from Hartford for Nelson Emerson.
Oct. 13 Iain Fraser signed as a free agent.
Oct. 13 Ed Ronan signed as a free agent.
Dec. 14 Tom Draper signed as a free agent.
Dec. 28 Norm Maciver acquired from Pittsburgh for Neil Wilkinson.

1996

Feb. 7 Oleg Tverdovsky, Chad Kilger and 3rd round draft choice (Per-Anton Lundstrom) in 1996 acquired from Anaheim for Teemu Selanne, Marc Chouinard and 4th round draft choice (Kim Staal) in 1996.
Feb. 15 Craig Muni and 1st round draft choice (Daniel Briere) in 1996 acquired from Buffalo for Darryl Shannon and Michal Grosek.
Feb. 15 Denis Chasse acquired from Washington for Stewart Malgunas.
Feb. 27 Dominic Roussel acquired from Philadelphia for Tim Cheveldae and 3rd round draft choice (Chester Gallant) in 1996.
Mar. 18 Craig Janney acquired from San Jose for Darren Turcotte and a 2nd round draft choice (Remi Royer) in 1996.
Mar. 20 Dallas Eakins claimed on waivers from St. Louis.
Mar. 20 Ravil Gusmanov traded to Chicago for 4th round draft choice (Vladimir Antipov) in 1996.
June 22 Mike Gartner acquired from Toronto for 4th round draft choice (Vladimir Antipov) in 1996.
July 2 Darcy Wakaluk signed as a free agent.
July 2 Cliff Ronning signed as a free agent.
July 3 Brad McCrimmon signed as a free agent.
July 15 Jim Johnson signed as a free agent.
Aug. 16 Jeremy Roenick acquired from Chicago for Alexei Zhamnov, Craig Mills and 1st round draft choice (Ty Jones) in 1997.
Aug. 22 Scott Levins signed as a free agent.
Aug. 26 Kevin Dahl signed as a free agent.
Sep. 30 Bob Corkum acquired from Philadelphia in Waiver Draft.
Nov. 12 Mike Hudson signed as a free agent.

1997

Feb. 6 Jayson More acquired from NY Rangers for Mike Eastwood and Dallas Eakins.
Mar. 17 Jocelyn Lemieux signed as a free agent.
Mar. 18 Murray Baron and Chris Murray acquired from Montreal for Dave Manson.
Mar. 18 Gerald Diduck acquired from Hartford for Chris Murray.
Mar. 18 Pat Jablonski acquired from Montreal for Steve Cheredaryk.
May 14 Sean Gagnon signed as a free agent.
July 8 Rick Tocchet signed as a free agent.
Aug. 4 Jeff Christian signed as a free agent.
Aug. 18 John Slaney signed as a free agent.
Sept. 26 Radoslav Suchy signed as a free agent.
Sept. 28 Jimmy Waite claimed from Chicago in Waiver Draft.
Nov. 25 Michel Petit signed as a free agent.

1998

Mar. 4 Keith Carney and Jim Cummins acquired from Chicago for Jayson More and Chad Kilger.
Mar. 24 Mark Janssens acquired from NY Islanders for 9th round draft choice (Jason Doyle) in 1998.
June 11 Louie DeBrusk and 5th round draft choice (Jay Leach) in 1998 acquired from Tampa Bay for Craig Janney.
June 18 J.F. Jomphe acquired from Anaheim for Jim McKenzie.
June 26 John Slaney claimed by Nashville in Expansion Draft.
June 30 Mike Sullivan acquired from Nashville for 7th round draft choice (Kyle Kettles) in 1999.
July 3 Jyrki Lumme signed as a free agent.
July 22 Bryan Helmer signed as a free agent.
Aug. 5 Andrei Vasilyev signed as a free agent.
Aug. 27 Joe Dziedzic signed as a free agent.
Sept. 1 Greg Adams signed as a free agent.
Oct. 31 Cliff Ronning and Richard Lintner traded to Nashville for future considerations.
Dec. 3 Stephen Leach signed as a free agent.
Dec. 19 Bryan Helmer claimed on waivers by St. Louis.

1999

Jan. 13 J.J. Daigneault acquired from Nashville for future considerations.
Mar. 8 Jamie Huscroft acquired from Vancouver for future considerations.
Mar. 11 Mikhail Shtalenkov acquired from Edmonton for 5th round draft choice (Matt Koalska) in 2000.
Mar. 17 Brian Noonan signed as a free agent.
Mar. 20 Robert Reichel, 3rd round draft choice (Jason Jaspers) in 1999, and 4th round draft choice (Preston Mizzi) in 1999 acquired from NY Islanders for Brad Isbister and 3rd round draft choice (Brian Collins) in 1999.
Mar. 23 Stan Neckar acquired from NY Rangers for Jason Doig and 6th round draft choice (Jay Dardis) in 1999.
Apr. 8 David Cullen signed as a free agent.
June 25 Mike Stapleton claimed by Atlanta in Expansion Draft.
June 25 Scott Langkow traded to Atlanta for future considerations.
June 26 Travis Green and 1st round draft choice (Scott Kelman) in 1999 from Anaheim for Oleg Tverdovsky.
June 26 Jim Cummins traded to Montreal for 6th round draft choice (Eric Lewerstrom) in 1999.
July 15 Todd Gill signed as a free agent.

PLAYER TRANSACTIONS

July 16 David Oliver signed as a free agent.
July 16 Jean-Guy Trudel signed as a free agent.
Sept. 5 Bob Essensa signed as a free agent.
Sept. 11 Craig Mills acquired from Chicago for future considerations.
Sept. 27 Kevin Sawyer signed as a free agent.
Nov. 19 Sean Burke and 5th round draft choice (Nate Kiser) in 2000 acquired from Florida for Mikhail Shtalenkov and 4th round draft choice (Chris Eade) in 2000.

2000

Feb. 3 Benoit Hogue signed as a free agent.
Mar. 7 Lyle Odelein acquired from New Jersey for Deron Quint and 3rd round draft choice (Beat Forster) in 2001.
Mar. 8 Mikael Renberg acquired from Philadelphia for Rick Tocchet.
Mar. 13 Philippe Audet acquired from Detroit for Todd Gill.
Mar. 14 Chris Joseph claimed on waivers from Vancouver.
June 23 Dallas Drake and Lyle Odelein claimed by Columbus in Expansion Draft.
June 23 Joé Juneau acquired from Minnesota for Rickard Wallin.
June 24 Brad May acquired from Vancouver for future considerations.
July 7 Landon Wilson signed as a free agent.
Aug. 31 Joel Bouchard signed as a free agent.
Dec. 2 Claude Lemieux signed as a free agent.

2001

Feb. 14 Chris Joseph claimed on waivers by Atlanta.
Mar. 5 Paul Mara, Mike Johnson, Ruslan Zainullin and 2nd round draft choice (Matthew Spiller) in 2001 acquired from Tampa Bay for Nikolai Khabibulin and Stan Neckar.
Mar. 13 Todd Simpson acquired from Florida for 2nd round draft choice (Igor Pohanka) in 2001.
Mar. 13 Michal Handzus, Ladislav Nagy, Jeff Taffe and 1st round draft choice (Ben Eager) in 2002 acquired from St. Louis for Keith Tkachuk.
June 5 Martin Grenier signed as a free agent.
June 12 Danny Markov acquired from Toronto for Travis Green, Robert Reichel and Craig Mills.
June 15 Joé Juneau traded to Montreal for future considerations.
June 18 Todd Warriner acquired from Tampa Bay for Juha Ylonen.
June 19 Keith Carney traded to Anaheim for 2nd round draft choice (Andrei Taratukhin) in 2001.
June 19 Branko Radivojevic signed as a free agent.
June 22 Sergei Berezin acquired from Toronto for Mikael Renberg.
June 23 Tyler Bouck acquired from Dallas for Jyrki Lumme.
July 2 Daymond Langkow acquired from Philadelphia for 2nd round draft choice (Dan Spang) in 2002 and 1st round draft choice (Jeff Carter) in 2003.
Aug. 30 Zac Bierk signed as a free agent.
Dec. 28 Drake Berehowsky and Denis Pederson acquired from Vancouver for Todd Warriner, Trevor Letowski, Tyler Bouck and 3rd round draft choice (Dmitri Pestunov) in 2003.

2002

Jan. 4 Sebastien Bordeleau acquired from Minnesota for David Cullen.
Jan. 25 Andrei Nazarov acquired from Boston for 5th round draft choice (Peter Hamerlik) in 2002.
Jan. 25 Brian Savage, 3rd round draft choice (Matt Jones) in 2002 and future considerations acquired from Montreal for Sergei Berezin.
Mar. 19 Darcy Hordichuk, 4th round draft choice (Lance Monych) in 2002 and 5th round draft choice (John Zeiler) in 2002 acquired from Atlanta for Kirill Safronov, Ruslan Zainullin and 4th round draft choice (Patrick Dwyer) in 2002.
May 23 Michael Schutte signed as a free agent.
June 12 Brian Boucher and 3rd round draft choice (Joe Callahan) in 2002 acquired from Philadelphia for Robert Esche and Michal Handzus.
July 7 Kelly Buchberger signed as a free agent.
July 12 Tony Amonte signed as a free agent.
Oct. 26 Deron Quint signed as a free agent.
Nov. 7 Frank Banham signed as a free agent.
Dec. 19 Paul Ranheim acquired from Philadephia for a conditional draft choice in 2004.
Dec. 31 Jean-Marc Pelletier and a conditional draft choice acquired from Carolina for Patrick DesRochers.

2003

Jan. 16 Scott Pellerin and a conditional draft choice acquired from Dallas for Claude Lemieux.
Mar. 8 Brad Ference acquired from Florida for Darcy Hordichuk and 2nd round draft choice (Matt Smaby) in 2003.
Mar. 10 Guillaume Lefebvre, 3rd round draft choice (Tyler Redenbach) in 2003 and 2nd round draft choice (Brandon Dubinsky) in 2004 acquired from Philadelphia for Tony Amonte.
Mar. 10 Chris Gratton and 4th round draft choice (Liam Reddox) in 2004 acquired from Buffalo for Daniel Briere and 3rd round draft choice (Andrej Sekera) in 2004.
Mar. 11 Jan Hrdina and Francois Leroux acquired from Pittsburgh for Ramzi Abid, Dan Focht and Guillaume Lefebvre.
Mar. 11 Brad May traded to Vancouver for a conditional draft choice (Dmitri Pestunov) in 2003.
Apr. 10 Mike Stutzel signed as a free agent.
June 21 David Tanabe and Igor Knyazev acquired from Carolina for Danny Markov and 3rd round draft choice (Billy Ryan) in 2004.
June 21 Tyson Nash acquired from St. Louis for 5th round draft choice (Lee Stempniak) in 2003.
July 10 Cale Hulse signed as a free agent.
July 15 Daniel Cleary signed as a free agent.
July 22 Mike Sillinger and a conditional draft choice acquired from Dallas for Teppo Numminen.
July 25 Bryan Helmer acquired from Vancouver for Martin Grenier.
Oct. 3 Todd Simpson claimed by Anaheim in Waiver Draft.
Dec. 30 Ivan Novoseltsev acquired from Florida for future considerations.

2004

Jan. 17 Todd Reirden acquired from Anaheim for future considerations.
Feb. 9 Mike Comrie acquired from Philadelphia for Sean Burke, Branko Radivojevic and Ben Eager.
Feb. 11 Frank Banham removed from reserve list per mutual agreement.
Feb. 22 Landon Wilson traded to Pittsburgh for future considerations.
Mar. 4 Brent Johnson acquired from St. Louis for Mike Sillinger.
Mar. 5 Mike Rupp and 2nd round draft choice (Geoff Paukovich) in 2004 acquired from New Jersey for Jan Hrdina.
Mar. 9 Derek Morris and Keith Ballard acquired from Colorado for Chris Gratton, Ossi Vaananen and 2nd round draft choice (Paul Stastny) in 2005.
Mar. 9 Brian Savage traded to St. Louis for future considerations.
June 26 Jason Chimera and 3rd round draft choice (Vaclav Meidl) in 2004 acquired from Edmonton for 2nd round draft choice (Geoff Paukovich) and 4th round draft choice (Liam Reddox) in 2004.
July 5 Boyd Devereaux signed as a free agent.
July 6 Sean O'Donnell signed as a free agent.
July 6 Radoslav Suchy and 6th round draft choice (Derek Reinhart) in 2005 traded to Columbus for 4th round draft choice (Jeremy Duchesne) in 2005.
July 9 Mike Ricci signed as a free agent.
Aug. 6 Brett Hull signed as a free agent.
Aug. 26 Petr Nedved signed as a free agent.
Aug. 26 Denis Gauthier and Oleg Saprykin acquired from Calgary for Daymond Langkow.
Sept. 15 Olivier Latendresse signed as a free agent.
Nov. 20 Jarrod Skalde acquired on loan from Tampa Bay for loan of Jason Jaspers.

PLAYER TRANSACTIONS

2005

Feb. 10	Jamie Storr acquired on loan from Tampa Bay for loan of Jean-Marc Pelletier.
Aug. 17	Curtis Joseph signed as a free agent.
Aug. 23	Mike Leclerc acquired from Anaheim for a conditional draft choice (Steven Kampfer) in 2007.
Aug. 26	Zbynek Michalek acquired from Minnesota for Erik Westrum and Dustin Wood.
Oct. 8	Geoff Sanderson and Tim Jackman acquired from Columbus for Jason Chimera, Cale Hulse and Mike Rupp.
Oct. 15	Brett Hull retired.
Oct. 18	Jamie Lundmark acquired from NY Rangers for Jeff Taffe.
Nov. 4	Steve Gainey signed as a free agent.
Nov. 5	Yanick Lehoux claimed on waivers from Los Angeles.
Nov. 11	Krystofer Kolanos claimed on waivers by Edmonton.
Nov. 18	Dave Scatchard acquired from Boston for David Tanabe.
Nov. 25	Pascal Rheaume, Ray Schultz and Steven Spencer acquired from New Jersey for Brad Ference.
Nov. 25	Yanick Lehoux claimed on waivers by Los Angeles.
Nov. 28	Mikael Tellqvist acquired from Toronto for Tyson Nash and 4th round draft choice (Matt Frattin) in 2007.
Dec. 19	Krystofer Kolanos claimed on waivers from Edmonton.
Dec. 28	Pavel Brendl acquired from Carolina for Krystofer Kolanos.

2006

Jan. 20	Dennis Seidenberg acquired from Philadelphia for Petr Nedved.
Jan. 24	Jeff Taffe acquired from NY Rangers for Martin Sonnenberg.
Feb. 1	Steven Reinprecht and Philippe Sauve acquired from Calgary for Brian Boucher and Mike Leclerc.
Mar. 9	Joel Perrault acquired from Anaheim for Sean O'Donnell.
Mar. 9	Josh Gratton and two 2nd round draft choices (Cory Emerton and Shawn Matthias) in 2006 acquired from Philadelphia for Denis Gauthier.
Mar. 9	Jamie Rivers acquired from Detroit for 7th round draft choice (Nick Oslund) in 2006.
Mar. 9	Yanick Lehoux acquired from Los Angeles for Tim Jackman.
Mar. 9	Jamie Lundmark traded to Calgary for a 4th round draft choice (Doug Rogers) in 2006.
Mar. 9	Oleg Kvasha and conditional draft choice acquired from NY Islanders for 3rd round choice (Brad Marchand) in 2006.
Mar. 27	Bill Thomas signed as a free agent.
May 5	Patrick Fischer signed as a free agent.
June 26	Nick Boynton and 4th round draft choice (Matt Frattin) in 2007 acquired from Boston for Paul Mara and 3rd round draft choice (Maxime MacEnaver) in 2007.
July 1	Ed Jovanovski signed as a free agent.
July 2	Mike Morrison signed as a free agent.
July 3	Josh Tordjman signed as a free agent.
July 4	Jeremy Roenick signed as a free agent.
July 5	Georges Laraque signed as a free agent.
July 12	Mike Johnson traded to Montreal for a 4th round choice (Vladimir Ruzicka) in 2007.
July 17	Don MacLean signed as a free agent.
July 19	Bryan Helmer signed as a free agent.
July 20	Travis Roche signed as a free agent.
July 21	Mike Zigomanis signed as a free agent.
Aug. 16	Owen Nolan signed as a free agent.
Oct. 29	Yanic Perreault signed as a free agent.
Oct. 31	Joel Perrault claimed on waivers by St. Louis.
Nov. 28	Mikael Tellqvist acquired from Toronto for Tyson Nash and 4th round draft choice in 2007.
Dec. 19	Joel Perrault claimed on waivers from St. Louis.

2007

Jan. 3	Alexei Kaigodorov acquired from Ottawa for Mike Comrie.
Jan. 8	Kevyn Adams acquired from Carolina for Dennis Seidenberg.
Feb. 12	Mathias Tjarnqvist and 1st round draft choice (Riley Nash) in 2007 acquired from Dallas for Ladislav Nagy.
Feb. 27	Brendan Bell and 2nd round draft choice in 2008 from Toronto for Yanic Perreault and 5th round draft choice in 2008.
Feb. 27	Oleg Saprykin and 7th round draft choice (Torrie Jung) in 2007 traded to Ottawa for 2nd round draft choice in 2008.
Feb. 27	Niko Kapanen claimed off waivers from Atlanta.
Feb. 27	Daniel Carcillo and 3rd round draft choice in 2008 acquired from Pittsburgh for Georges Laraque.
Mar. 15	Alex Leavitt signed as a free agent.
July 9	Mike York signed as a free agent.
July 9	Joey Tenute signed as a free agent.
July 9	John DiSalvatore signed as a free agent.
July 13	Tomas Surovy signed as a free agent.
July 19	David Aebischer signed as a free agent.
July 19	Craig Weller signed as a free agent.
July 19	David Schlemko signed as a free agent.
July 20	Matt Murley signed as a free agent.
July 23	Ryan Caldwell signed as a free agent.
Aug. 9	Joel Perrault signed to a one-year contract.
Aug. 11	Radim Vrbata acquired from Chicago for Kevyn Adams.
Aug. 13	Alex Auld signed as a free agent.
Aug. 29	Keith Ballard signed to a two-year contract.
Oct. 8	Freddy Meyer claimed off waivers from NY Islanders.
Nov. 10	Freddy Meyer claimed off waivers by NY Islanders
Nov. 17	Ilya Bryzgalov claimed off waivers from Anaheim.
Nov. 23	David Aebischer loaned to HC Lugano (Swiss National League A).
Dec. 6	Nate DiCasmirro and a 5th round pick in the 2009 NHL Entry Draft acquired from Boston in exchange for Alex Auld.

2008

Jan. 23	Ilya Bryzgalov signed to a three-year contract.
Feb. 8	Pete Vandermeer signed as a free agent.
Feb. 26	Marcel Hossa and Al Montoya acquired from NY Rangers in exchange for Fredrik Sjostrom, David LeNeveu, Josh Gratton and a conditional draft pick.
Mar. 31	Kyle Turris signed to entry-level contract.
Apr. 2	Nick Ross signed to entry-level contract.
Apr. 13	Chad Kolarik signed to entry-level contract.
Apr. 14	Kevin Porter signed to entry-level contract.
Apr. 28	Brett MacLean signed to entry-level contract
May 20	Jonas Ahnelov signed to entry-level contract.
June 20	Olli Jokinen acquired from Florida in exchange for Keith Ballard, Nick Boynton and 2nd round draft choice in 2008 .
June 25	Brian McGrattan acquired from Ottawa in exchange for a 5th round pick in 2009.
July 1	Kurt Sauer signed as a free agent.
July 1	Todd Fedoruk signed as a free agent
July 1	Mikkel Boedker signed to entry-level contract.
July 1	Viktor Tikhonov signed to entry-level contract.
July 2	Drew Fata signed as a free agent.
July 2	Derek Nesbitt signed as a free agent.
July 2	David Spina signed as a free agent.
July 2	Al Montoya signed to a two-year contract.
July 3	David Hale signed as a free agent.
July 3	Matt Jones signed a two-year contract.
July 3	Francis Lessard signed as a free agent.
July 3	Brian McGrattan signed a one-year contract.
July 15	Jeff Hoggan signed as a free agent.
July 15	Ryan Lannon signed as a free agent.
July 18	Garth Murray signed as a free agent.

PLAYER TRANSACTIONS

July 22	Daniel Carcillo signed to a two-year contract.
Aug. 14	Joel Perrault signed to a two-year contract.
Sept. 12	Sean Zimmerman acquired from New Jersey in exchange for Kevin Cormier
Oct. 9	Mike Zigomanis traded to Pittsburgh in exchange for future considerations
Oct. 28	Ken Klee claimed off waivers from Anaheim
Nov. 3	Alexander Nikulin acquired from Ottawa in exchange for Drew Fata
Nov. 25	Wyatt Smith acquired from Tampa Bay in exchange for future considerations
Dec. 3	Joakim Lindstrom acquired from Anaheim in exchange for Logan Stephenson

2009

Mar. 4	Mikael Tellqvist traded to Buffalo in exchange for a 4th round draft choice in 2010
Mar. 4	Matthew Lombardi, Brandon Prust and a conditional 1st round draft choice acquired from Calgary in exchange for Olli Jokinen and a 3rd round draft choice in 2009
Mar. 4	Scottie Upshall and a 2nd round draft choice in 2011 acquired from Philadelphia in exchange for Daniel Carcillo
Mar. 4	Nigel Dawes, Dmitri Kalinin and Petr Prucha acquired from NY Rangers in exchange for Derek Morris
Mar. 20	Jeff May signed as a free agent; assigned to San Antonio (AHL)
Apr. 13	Justin Bernhardt signed to entry-level contract
June 19	Stefan Meyer acquired from Florida in exchange for the rights to Steven Reinprecht
June 19	Petr Prucha signed to a two-year contract
June 27	Jim Vandermeer acquired from Calgary in exchange for Brandon Prust
June 27	Sami Lepisto acquired from Washington in exchange for a 5th round draft choice in 2010
June 27	Shaun Heshka acquired from Vancouver in exchange for a seventh round draft choice in 2009
July 1	Vernon Fiddler signed as a free agent
July 1	Jason LaBarbera signed as a free agent
July 2	Adrian Aucoin signed as a free agent
July 13	Lauri Korpikoski acquired from NY Rangers in exchange for Enver Lisin
July 16	Keith Yandle signed to a two-year contract
July 21	Radim Vrbata acquired from Tampa Bay in exchange for Todd Fedoruk and David Hale
July 28	Scottie Upshall signed to a one-year contract
Sept. 2	Taylor Pyatt signed as a free agent

GENERAL MANAGERS

YEAR	NAME	GAMES	RECORD	PTS
1979 80	John Ferguson	80	20-49-11	51
1980-81	John Ferguson	80	9-57-14	32
1981-82	John Ferguson	80	33-33-14	80
1982-83	John Ferguson	80	33-39-8	74
1983-84	John Ferguson	80	31-38-11	73
1984-85	John Ferguson	80	43-27-10	96
1985-86	John Ferguson	80	26-47-7	59
1986-87	John Ferguson	80	40-32-8	88
1987-88	John Ferguson	80	33-36-11	77
1988-89	John Ferguson	22	10-8-4	24
	Mike Smith	58	16-34-8	40
1989-90	Mike Smith	80	37-32-11	85
1990-91	Mike Smith	80	26-43-11	63
1991-92	Mike Smith	80	33-32-15	81
1992-93	Mike Smith	84	40-37-7	87
1993-94	Mike Smith	48	17-26-5	39
	John Paddock	36	7-25-4	18
1994-95	John Paddock	48	16-25-7	39
1995-96	John Paddock	82	36-40-6	78
1996-97	John Paddock	29	10-15-4	24
	Bobby Smith	53	28-22-3	59
1997-98	Bobby Smith	82	35-35-12	82
1998-99	Bobby Smith	82	39-31-12	90
*1999-00	Bobby Smith	82	39-31-8-4	90
2000-01	Bobby Smith	58	27-17-12-2	68
	Cliff Fletcher	24	8-10-5-1	22
2001-02	Michael Barnett	82	40-27-9-6	95
2002-03	Michael Barnett	82	31-35-11-5	78
2003-04	Michael Barnett	82	22-36-18-6	68
2005-06	Michael Barnett	82	38-39-5	81
2006-07	Michael Barnett	82	31-46-5	67
2007-08	**Don Maloney**	**82**	**38-37-7**	**83**
2008-09	**Don Maloney**	**82**	**36-39-7**	**79**

*Records for '99-00 are "adjusted" to reflect overtime losses instead of regulation ties.

GENERAL MANAGER FRANCHISE TOTALS

NAME	GAMES	RECORD	PTS	PT%
John Ferguson	742	278-366-98	654	.441
Mike Smith	430	169-204-57	395	.459
Michael Barnett	410	162-183-38-27	389	.474
Bobby Smith	357	168-136-47-6	389	.545
John Paddock	195	69-105-21	159	.408
Don Maloney	**164**	**74-76-14**	**162**	**.494**
Cliff Fletcher	24	8-10-5-1	22	.458

HEAD COACHES

YEAR	NAME	GAMES	RECORD	PTS
1979 80	Tom McVie	77	19 47 11	49
	Bill Sutherland	3	1 2 0	2
1980 81	Tom McVie	28	1 20 7	9
	Bill Sutherland	29	6 20 3	15
	Mike Smith	23	2 17 4	8
1981 82	Tom Watt	80	33 33 14	80
1982 83	Tom Watt	80	33 39 8	74
1983 84	Tom Watt	21	6 13 2	14
	Barry Long	59	25 25 9	59
1984 85	Barry Long	80	43 27 10	96
1985 86	Barry Long	66	19 41 6	44
	John Ferguson	14	7 6 1	15
1986 87	Dan Maloney	80	40 32 8	88
1987 88	Dan Maloney	80	33 36 11	77
1988 89	Dan Maloney	52	18 25 9	45
	Rick Bowness	28	8 17 3	19
1989 90	Bob Murdoch	80	37 32 11	85
1990 91	Bob Murdoch	80	26 43 11	63
1991 92	John Paddock	80	33 32 15	81
1992 93	John Paddock	84	40 37 7	87
1993 94	John Paddock	84	24 51 9	57
1994 95	John Paddock	33	9 18 6	24
	Terry Simpson	15	7 7 1	15
1995-96	Terry Simpson	82	36-40-6	78
1996-97	Don Hay	82	38-37-7	83
1997-98	Jim Schoenfeld	82	35-35-12	82
1998-99	Jim Schoenfeld	82	39-31-12	90
*1999-00	Bob Francis	82	39-31-8-4	90
2000-01	Bob Francis	82	35-27-17-3	90
2001-02	Bob Francis	82	40-27-9-6	95
2002-03	Bob Francis	82	31-35-11-5	78
2003-04	Bob Francis	62	20-24-15-3	58
	Rick Bowness	20	2-12-3-3	10
2005-06	**Wayne Gretzky**	**82**	**38-39-5**	**81**
2006-07	**Wayne Gretzky**	**82**	**31-46-5**	**67**
2007-08	**Wayne Gretzky**	**82**	**38-37-7**	**83**
2008-09	**Wayne Gretzky**	**82**	**36-39-7**	**79**

*Records for '99-00 are "adjusted" to reflect overtime losses instead of regulation ties.

HEAD COACH FRANCHISE TOTALS

NAME	GAMES	RECORD	PTS	PT%
Bob Francis	390	165-144-60-21	411	.527
Wayne Gretzky	**328**	**143-161-24**	**310**	**.473**
John Paddock	281	106-138-37	249	.443
Dan Maloney	212	91-93-28	210	.495
Barry Long	205	87-93-25	199	.485
Tom Watt	181	72-85-24	168	.464
Jim Schoenfeld	164	74-66-24	172	.524
Bob Murdoch	160	63-75-22	148	.463
Tom McVie	105	20-67-18	58	.276
Terry Simpson	97	43-47-7	93	.479
Don Hay	82	38-37-7	83	.506
Rick Bowness	48	10-29-6-3	29	.302
Bill Sutherland	32	7-22-3	17	.266
Mike Smith	23	2-17-4	8	.174
John Ferguson	14	7-6-1	15	.536

ASSISTANT COACHES

YEAR	NAME
1979-80	Bill Sutherland
1980-81	Bill Sutherland
1981-82	Bill Sutherland
1982-83	Bill Sutherland
1983-84	Bill Sutherland, Barry Long, Rick Bowness
1984-85	Bill Sutherland, Rick Bowness
1985-86	Bill Sutherland, Rick Bowness
1986-87	Bill Sutherland, Rick Bowness
1987-88	Bill Sutherland, Rick St. Croix, Bruce Southern
1988-89	Bill Sutherland, Rick St. Croix, Bruce Southern
1989-90	Alpo Suhonen, Clare Drake
1990-91	Clare Drake, Terry Simpson
1991-92	Terry Simpson, Glen Williamson, *Dave Prior
1992-93	Terry Simpson, Glen Williamson, Alpo Suhonen
1993-94	Andy Murray, Zinetula Bilyaletdinov , *Pete Peeters
1994-95	Andy Murray, Terry Simpson, Zinetula Bilyaletdinov, *Pete Peeters
1995-96	Perry Pearn, Randy Carlyle, *Pete Peeters
1996-97	Zinetula Bilyaletdinov, Paul MacLean, *Pete Peeters
1997-98	John Tortorella, Gordie Roberts, *Benoit Allaire
1998-99	John Tortorella, Gordie Roberts, *Benoit Allaire
1999-00	Rick Bowness, Wayne Fleming, *Benoit Allaire
2000-01	Rick Bowness, Pat Conacher, *Benoit Allaire
2001-02	Rick Bowness, Pat Conacher, *Benoit Allaire
2002-03	Rick Bowness, Pat Conacher, *Benoit Allaire
2003-04	Rick Bowness, Pat Conacher, Tom Kurvers, *Benoit Allaire
2005-06	Rick Tocchet, Barry Smith, Rick Bowness, *Grant Fuhr
2006-07	Barry Smith, Ulf Samuelsson, *Grant Fuhr
2007-08	Ulf Samuelsson, Rick Tocchet, *Grant Fuhr
2008-09	Ulf Samuelsson, Doug Sulliman, *Grant Fuhr

* = Goaltending coach

CAPTAINS

YEAR	NAME
1979-80	Lars Erik Sjoberg
1980-81	Morris Lukowich
	Scott Campbell (14 games)
1981-82	Dave Christian
	Barry Long (5 games)
1982-83	Dave Christian
	Lucien DeBlois (22 games)
1983-84	Lucien DeBlois
1984-85	Dale Hawerchuk
1985-86	Dale Hawerchuk
1986-87	Dale Hawerchuk
1987-88	Dale Hawerchuk
1988-89	Dale Hawerchuk
1989-90	Thomas Steen, Dale Hawerchuk & Randy Carlyle (Co captains)
1990-91	Thomas Steen & Randy Carlyle (Co captains)
1991-92	Troy Murray
1992-93	Troy Murray
	Dean Kennedy
1993-94	Dean Kennedy
	Keith Tkachuk
1994-95	Keith Tkachuk
1995-96	Kris King
1996-97	Keith Tkachuk
1997-98	Keith Tkachuk
1998-99	Keith Tkachuk
1999-00	Keith Tkachuk
2000-01	Keith Tkachuk (64 games)
2001-02	Teppo Numminen
2002-03	Teppo Numminen
2003-04	Shane Doan
2005-06	Shane Doan
2006-07	Shane Doan
2007-08	Shane Doan
2008-09	Shane Doan

NHL ALL-STAR GAME

YEAR	POSITION	PLAYER
1980	Left Wing	Morris Lukowich
1981	Left Wing	Morris Lukowich
1982	Center	Dale Hawerchuk
1983	Defenseman	Dave Babych
1984	Defenseman	Dave Babych
1985	Defenseman	Randy Carlyle
	Center	Dale Hawerchuk
	Right Wing	Paul MacLean
1986	Center	Dale Hawerchuk
1987	Center	Dale Hawerchuk
1988	Center	Dale Hawerchuk
1989	Defenseman	Dave Ellett
1990	Center	Thomas Steen
		(represented by LW Doug Smail)
1991	Defenseman	Phil Housley
1992	Defenseman	Phil Housley
1993	Defenseman	Randy Carlyle
	Defenseman	Phil Housley
	Right Wing	Teemu Selanne
1994	Right Wing	Teemu Selanne
1996	Right Wing	Teemu Selanne
1997	Defenseman	Oleg Tverdovsky
	Left Wing	Keith Tkachuk
1998	Left Wing	Keith Tkachuk (North America)
	Goaltender	Nikolai Khabibulin (World)
1999	Center	Jeremy Roenick (North America)
	Left Wing	Keith Tkachuk (North America)
	Goaltender	Nikolai Khabibulin (World)
	Defenseman	Teppo Numminen (World)
	Coach	Jim Schoenfeld (North America)
2000	Center	Jeremy Roenick (North America)
	Defenseman	Teppo Numminen (World)
2001	Goaltender	Sean Burke (North America)
	Defenseman	Teppo Numminen (World)
2002	Goaltender	Sean Burke (North America)
2003	No Representatives	
2004	Right Wing	Shane Doan
2007	Center	Yanic Perreault
	Defenseman	Ed Jovanovksi
2008	Defenseman	Ed Jovanovski
2009	Left Wing	Shane Doan

1987 *Rendez-Vous '87 replaces NHL All-Star Game*
1995 *No NHL All-Star Game due to shortened season*
1998 *NHL All-Star Game format changes to North America vs. the World*
2003 *NHL All-Star Game format changes to Eastern Conference vs. Western Conference*
2005 *No NHL All-Star Game due to cancelled 2004-05 season*
2006 *No NHL All-Star Game due to 2006 Olympic Winter Games*

YOUNG STARS / ALL STARS / ALL ROOKIE TEAM

YOUNG STARS GAME

YEAR	POSITION	PLAYER
2002	Center	Krystofer Kolanos
		(represented by D Paul Mara)
2003	Defenseman	Ossi Vaananen
	Right Wing	Branko Radivojevic
2004	No Representatives	
2007	No Representatives	
2008	Center	Peter Mueller
2009	Right Wing	Mikkel Boedker

*NHL Young Stars Game began in the 2001-02 season

2005 *No NHL Young Stars Game due to cancelled 2004-05 season*
2006 *No NHL Young Stars Game due to 2006 Olympic Winter Games*

ALL STAR TEAMS (POSTSEASON)

YEAR	POS.	PLAYER	TEAM
1984-85	C	Dale Hawerchuk	Second Team
1991-92	D	Phil Housley	Second Team
1992-93	RW	Teemu Selanne	First Team
1994-95	C	Alexei Zhamnov	Second Team
	LW	Keith Tkachuk	Second Team

ALL ROOKIE TEAMS

YEAR	POS.	PLAYER
1987-88	LW	Iain Duncan
1989-90	G	Bob Essensa
1992-93	RW	Teemu Selanne
1993-94	D	Boris Mironov

**NHL All-Rookie Teams began in the 1982-83 season*

NHL AWARD WINNERS

HART TROPHY

YEAR	POS.	PLAYER	WINNER
1985	C	Dale Hawerchuk	Runner-Up

CALDER TROPHY

YEAR	POS.	PLAYER	WINNER
1982	C	Dale Hawerchuk	Winner
1993	RW	Teemu Selanne	Winner

KING CLANCY TROPHY

YEAR	POS.	PLAYER	WINNER
1996	LW	Kris King	Winner

LESTER PATRICK TROPHY

YEAR	POS.	PLAYER	WINNER
1995	LW	Brian Mullen	Winner

JACK ADAMS AWARD

YEAR	COACH	WINNER
1982	Tom Watt	Winner
1985	Barry Long	Runner-Up
1990	Bob Murdoch	Winner
2002	Bob Francis	Winner

LESTER B. PEARSON AWARD

YEAR	POS.	PLAYER	WINNER
2002	G	Sean Burke	Finalist

NHL PLAYER OF THE MONTH

YEAR	MONTH	POS	WINNER
1984-85	Mar./Apr.	G	Brian Hayward
1992-93	January	RW	Teemu Selanne
1999-00	October	G	Mikhail Shtalenkov
2000-01	October	G	Sean Burke
2001-02	March	G	Sean Burke

*NHL Player of the Month began in the 1980-81 season

NHL PLAYER OF THE WEEK

YEAR	WEEK OF	POS.	WINNER
1980-81	Feb. 16	C	Dave Christian
1981-82	Mar. 8	G	Doug Soetaert
	Mar. 22	G	Ed Staniowski
1984-85	Mar. 18	G	Brian Hayward
1986-87	Nov. 16	G	Eldon Reddick
	Mar. 1	C	Dale Hawerchuk
1987-88	Feb. 7	C	Dale Hawerchuk
1988-89	Nov. 20	G	Alain Chevrier
1989-90	Jan. 1	G	Bob Essensa
1990-91	Nov. 4	G	Bob Essensa
	Feb. 3	C	Thomas Steen
1991-92	Nov. 17	G	Bob Essensa
	Feb. 2	G	Bob Essensa
1992-93	Mar. 1	C	Thomas Steen
1993-94	Oct. 25	RW	Teemu Selanne
	Dec. 6	LW	Keith Tkachuk
1995-96	Apr. 1	LW	Keith Tkachuk
1996-97	Mar. 10	G	Nikolai Khabibulin
	Apr. 7	LW	Keith Tkachuk
1997-98	Dec. 15	RW	Mike Gartner
1998-99	Nov. 9-15	G	Jimmy Waite
1999-00	Nov. 22-28	C	Jeremy Roenick
2002-03	Dec. 30-Jan. 5	G	Sean Burke
2003-04	Dec. 29-Jan. 4	G	Brian Boucher
2003-04	Jan. 5-Jan. 11	G	Brian Boucher
2005-06	Mar. 27-Apr. 2	C	Steven Reinprecht

*NHL Player of the Week began in the 1980-81 season

NHL ROOKIE OF THE MONTH

YEAR	MONTH	POS	WINNER
1986-87	January	G	Daniel Berthiaume
1992-93	October	RW	Teemu Selanne
	January	RW	Teemu Selanne
	Mar./Apr.	RW	Teemu Selanne
1999-00	January	C	Trevor Letowski
2001-02	November	C	Krystofer Kolanos
2007-08	January	C	Peter Mueller

*NHL Rookie of the Month began in the 1983-84 season

COYOTES TEAM AWARD WINNERS

TEAM MVP

YEAR	POS	WINNER
1996-97	LW	Keith Tkachuk
1997-98	LW	Keith Tkachuk
1998-99	G	Nikolai Khabibulin
1999-00	C	Jeremy Roenick
2000-01	G	Sean Burke
2001-02	G	Sean Burke
2002-03	RW	Mike Johnson
2003-04	RW	Shane Doan
2005-06	G	Curtis Joseph
2006-07	RW	Shane Doan
2007-08	RW	Shane Doan
2008-09	LW	Shane Doan

HARDEST WORKING PLAYER

YEAR	POS	WINNER
1996-97	RW	Dallas Drake
1997-98	RW	Dallas Drake
1998-99	RW	Rick Tocchet
1999-00	RW	Shane Doan
2000-01	C	Mike Sullivan
2001-02	RW	Shane Doan
2002-03	RW	Shane Doan
2003-04	D	Cale Hulse
2005-06	D	Keith Ballard
2006-07	D	Keith Ballard
2007-08	RW	Shane Doan
2008-09	D	Zbynek Michalek

THREE-STAR AWARD

YEAR	POS	WINNER
1996-97	LW	Keith Tkachuk
1997-98	LW	Keith Tkachuk
1998-99	LW	Keith Tkachuk
1999-00	LW	Keith Tkachuk
2000-01	G	Sean Burke
2001-02	G	Sean Burke
2002-03	LW	Ladislav Nagy
2003-04	RW	Shane Doan
2005-06	G	Curtis Joseph
2006-07	RW	Shane Doan
2007-08	G	Ilya Bryzgalov
2008-09	LW	Shane Doan

MAN OF THE YEAR

YEAR	POS	WINNER
1996-97	LW	Kris King
1997-98	LW	Jim McKenzie
1998-99	C	Jeremy Roenick
1999-00	C	Jeremy Roenick
2000-01	LW	Brad May
2001-02	RW	Landon Wilson
2002-03	RW	Landon Wilson
2003-04	RW	Shane Doan
	LW	Tyson Nash
2005-06	D	Keith Ballard
	RW	Fredrik Sjostrom
2006-07	LW	Josh Gratton
2007-08	D	Derek Morris
2008-09	D	Kurt Sauer

LEADING SCORER

YEAR	POS	WINNER
1996-97	LW	Keith Tkachuk
1997-98	LW	Keith Tkachuk
1998-99	C	Jeremy Reonick
1999-00	C	Jeremy Roenick
2000-01	C	Jeremy Roenick
2001-02	C	Daymond Langkow
2002-03	RW	Mike Johnson
2003-04	RW	Shane Doan
2005-06	RW	Shane Doan
2006-07	RW	Shane Doan
2007-08	RW	Shane Doan
2008-09	LW	Shane Doan

BETH CHAMPIE MEMORIAL AWARD

PRESENTED BY THE COYOTES BOOSTER CLUB

YEAR	POS	WINNER
2007-08	D	Derek Morris
2008-09	LW	Shane Doan

HOCKEY HALL OF FAME

HHOF MEMBER	YEAR INDUCTED	FRANCHISE AFFILIATION
Bobby Hull	1983 as Player	Player, 1979-80
Wayne Gretzky	1999 as Player	Managing Partner-Head Coach, 2001-Present
Dale Hawerchuk	2001 as Player	Player, 1981-82 to 1989-90
Mike Gartner	2001 as Player	Player, 1996-97 to 1997-98
Grant Fuhr	2003 as Player	Goaltending Coach, 2004-Present
Cliff Fletcher	2004 as Builder	Senior Executive VP, 2001-2007
Paul Coffey	2004 as Player	Special Teams Consultant, 2002-2005

OLYMPIC GAMES

YEAR	POS.	PLAYER	COUNTRY	FINISH
1980	C	Dave Christian	USA	Gold
	LW	Bengt Lundholm	Sweden	Bronze
	D	Don Spring	Canada	6th
	D	Tim Watters	Canada	6th
1984	LW	Anssi Melametsa	Finland	6th
	G	Marc Behrend	USA	7th
1988	D	Tim Watters	Canada	4th
	D	Teppo Numminen	Finland	Silver
	D	Guy Gosselin	USA	7th
1992	LW	Petri Skriko	Finland	7th
	G	Nikolai Khabibulin	Russia	Gold
	D	Sergei Bautin	Russia	Gold
	LW	Evgeny Davydov	Russia	Gold
	C	Alexei Zhamnov	Russia	Gold
	LW	Keith Tkachuk	USA	4th
	D	Moe Mantha	USA	4th
	RW	Teemu Selanne	Finland	7th
	RW	Hannu Jarvenpaa	Finland	7th

YEAR	POS.	PLAYER	COUNTRY	FINISH
1994	LW	Ravil Gusmanov	Russia	4th
1998	LW	Keith Tkachuk	USA	6th
	C	Jeremy Roenick	USA	6th
	D	Teppo Numminen	Finland	Bronze
	C	Juha Ylonen	Finland	Bronze
2002	D	Danny Markov	Russia	Bronze
	D	Teppo Numminen	Finland	6th
	D	Ossi Vaananen	Finland	6th
	C	Michal Handzus	Slovakia	13th
2006	RW	Shane Doan	Canada	7th
	D	Dennis Seidenberg	Germany	9th

HOME ATTENDANCE

SEASON	GAMES	TOTAL	AVERAGE
1979-80	40	527,722	13,193
1980-81	40	523,975	13,099
1981-82	40	528,634	13,216
1982-83	40	511,644	12,791
1983-84	40	482,167	12,054
1984-85	40	510,633	12,766
1985-86	40	547,778	13,694
1986-87	40	543,703	13,593
1987-88	40	507,066	12,677
1988-89	40	512,635	12,816
1989-90	40	524,016	13,100
1990-91	40	517,246	12,931
1991-92	40	519,625	12,991
1992-93	41	555,809	13,556
1993-94	41	545,198	13,298

SEASON	GAMES	TOTAL	AVERAGE
1994-95	24	311,822	12,993
1995-96	41	463,961	11,316
1996-97	41	639,087	15,587
1997-98	41	631,621	15,405
1998-99	41	637,467	15,548
1999-00	41	614,644	14,991
2000-01	41	583,194	14,224
2001-02	41	539,770	13,165
2002-03	41	542,404	13,229
2003-04	41	634,152	15,467
2005-06	41	638,871	15,582
2006-07	41	614,519	14,988
2007-08	41	607,538	14,818
2008-09	41	609,507	14,866
TOTALS	**1159**	**15,926,408**	**13,742**

1979-1996 - Winnipeg 1996-Present - Phoenix

OPENING GAMES

SEASON OPENERS

SEASON	SITE	DATE	OPP.	RESULT
1979-80	Road	Oct. 10	at Pittsburgh	4-2 L
1980-81	Road	Oct. 10	at Washington	4-1 L
1981-82	Home	Oct. 6	vs Toronto	6-1 L
1982-83	Home	Oct. 6	vs Minnesota	5-4 L
1983-84	Home	Oct. 5	vs Detroit	6-6 T
1984-85	Home	Oct. 14	vs Toronto	5-2 W
1985-86	Road	Oct. 10	at Edmonton	4-3 L
1986-87	Home	Oct. 9	vs Buffalo	3-2 W
1987-88	Road	Oct. 10	at Calgary	5-1 W
1988-89	Road	Oct. 6	at Vancouver	2-2 T
1989-90	Home	Oct. 6	vs NY Rangers	4-1 L
1990-91	Home	Oct. 4	vs Toronto	7-1 W
1991-92	Home	Oct. 4	vs Los Angeles	6-3 L
1992-93	Home	Oct. 6	vs Detroit	4-1 W
1993-94	Home	Oct. 6	vs Washington	6-4 W
1994-95	Home	Jan. 20	vs Calgary	3-3 T
1995-96	Home	Oct. 7	vs Dallas	7-5 W
1996-97	Road	Oct. 5	at Hartford	1-0 L
1997-98	Home	Oct. 1	vs Chicago	6-2 W
1998-99	Home	Oct. 11	vs Ottawa	4-1 L
1999-00	Road	Oct. 2	at St. Louis	2-1 W
2000-01	Home	Oct. 5	vs St. Louis	4-1 W
2001-02	Road	Oct. 4	at Los Angeles	2-2 T
2002-03	Road	Oct. 9	at Los Angeles	4-1 L
2003-04	Home	Oct. 10	vs St. Louis	2-1 W
2005-06	Road	Oct. 5	at Vancouver	3-2 L
2006-07	Home	Oct. 5	vs NY Islanders	6-3 W
2007-08	Home	Oct. 4	vs St. Louis	3-2 W
2008-09	Home	Oct. 11	vs Columbus	3-1 W

RECORD: 14-11-4-0

HOME OPENERS

SEASON	DATE	OPPONENT	RESULT
1979-80	Oct. 14	vs Colorado	4-2 W
1980-81	Oct. 17	vs Chicago	6-2 W
1981-82	Oct. 6	vs Toronto	6-1 L
1982-83	Oct. 6	vs Minnesota	5-4 L
1983-84	Oct. 5	vs Detroit	6-6 T
1984-85	Oct. 14	vs Toronto	5-2 W
1985-86	Oct. 13	vs Quebec	5-2 L
1986-87	Oct. 9	vs Buffalo	3-2 W
1987-88	Oct. 12	vs Calgary	3-2 W
1988-89	Oct. 14	vs Vancouver	4-3 W
1989-90	Oct. 6	vs NY Rangers	4-1 L
1990-91	Oct. 4	vs Toronto	7-1 W
1991-92	Oct. 4	vs Los Angeles	6-3 L
1992-93	Oct. 6	vs Detroit	4-1 W
1993-94	Oct. 6	vs Washington	6-4 W
1994-95	Jan. 20	vs Calgary	3-3 T
1995-96	Oct. 7	vs Dallas	7-5 W
1996-97	Oct. 10	vs San Jose	4-1 W
1997-98	Oct. 1	vs Chicago	6-2 W
1998-99	Oct. 11	vs Ottawa	4-1 L
1999-00	Oct. 5	vs Anaheim	4-0 W
2000-01	Oct. 5	vs St. Louis	4-1 W
2001-02	Oct. 13	vs Washington	5-2 W
2002-03	Oct. 12	vs Dallas	5-2 L
2003-04	Oct. 10	vs St. Louis	2-1 W
2005-06	Oct. 8	vs Minnesota	2-1 W
2006-07	Oct. 5	vs NY Islanders	6-3 W
2007-08	Oct. 4	vs St. Louis	3-2 W
2008-09	Oct. 11	vs Columbus	3-1 W

RECORD: 20-7-2-0

ROAD OPENERS

SEASON	DATE	OPPONENT	RESULT
1979-80	Oct. 10	at Pittsburgh	4-2 L
1980-81	Oct. 10	at Washington	4-1 L
1981-82	Oct. 14	at Edmonton	4-2 W
1982-83	Oct. 9	at Detroit	8-0 W
1983-84	Oct. 12	at Pittsburgh	4-3 W
1984-85	Oct. 17	at Calgary	7-4 L
1985-86	Oct. 10	at Edmonton	4-3 L
1986-87	Oct. 16	at Hartford	4-4 T
1987-88	Oct. 10	at Calgary	5-1 W
1988-89	Oct. 6	at Vancouver	2-2 T
1989-90	Oct. 10	at Pittsburgh	5-1 L
1990-91	Oct. 6	at Edmonton	3-3 T
1991-92	Oct. 10	at San Jose	5-4 W
1992-93	Oct. 8	at San Jose	4-3 L
1993-94	Oct. 9	at Dallas	3-3 T
1994-95	Jan. 25	at San Jose	4-0 L
1995-96	Oct. 11	at NY Rangers	6-4 L
1996-97	Oct. 5	at Hartford	1-0 L
1997-98	Oct. 3	at St. Louis	7-2 L
1998-99	Oct. 22	at Dallas	2-1 L
1999-00	Oct. 2	at St. Louis	2-1 W
2000-01	Oct. 12	at San Jose	2-1 L
2001-02	Oct. 4	at Los Angeles	2-2 T
2002-03	Oct. 9	at Los Angeles	4-1 L
2003-04	Oct. 12	at Anaheim	2-0 W
2005-06	Oct. 5	at Vancouver	3-2 L
2006-07	Oct. 9	at Columbus	5-1 L
2007-08	Oct. 10	at Columbus	3-0 L
2008-09	Oct. 12	at Anaheim	4-2 W

RECORD: 8-16-5-0

FRANCHISE FIRSTS

FIRST GAME
Home: vs Colorado, Oct. 14, 1979
Road: at Pittsburgh, Oct. 10, 1979

FIRST STARTING LINE UP
Goaltender: Gary Smith
Defensemen: Lars-Erik Sjoberg, Craig Norwich
Center: Peter Sullivan
Left Wing: Morris Lukowich
Right Wing: Willy Lindstrom

FIRST WIN
Home: vs Colorado (4-2), Oct. 14, 1979
Road: at Quebec (5-2), Oct. 31, 1979

FIRST LOSS
Home: vs Detroit (5-1), Oct. 17, 1979
Road: at Pittsburgh (4-2), Oct. 10, 1979

FIRST TIE
Home: vs St. Louis (2-2), Oct. 28, 1979
Road: at Minnesota (4-4), Dec. 1, 1979

FIRST GOAL
Home: Peter Sullivan (5:50 of 1st period) vs Colorado, Oct. 14, 1979
Road: Morris Lukowich (13:34 of 3rd period) vs Pittsburgh, Oct. 10, 1979

FIRST ASSISTS
Home: Willy Lindstrom, Lars Sjoberg (5:50 of 1st period) vs Colorado, Oct. 14, 1979
Road: Peter Marsh, Barry Melrose (13:34 of 3rd period) at Pittsburgh, Oct. 10, 1979

FIRST MINOR PENALTY
Home: Gary Smith, slashing (0:33 of 1st period) vs Colorado, Oct. 14, 1979
Road: Hilliard Graves, slashing (3:19 of 1st period) at Pittsburgh, Oct. 10, 1979

FIRST MAJOR PENALTY
Home: Peter Marsh (14:23 of 2nd period) vs Detroit, Oct. 17, 1979
Road: Barry Melrose (18:23 of 1st period) vs Colorado, Oct. 20, 1979

FIRST MISCONDUCT PENALTY
Home: Peter Marsh (14:23 of 2nd period) vs Detroit, Oct. 17, 1979
Road: Jimmy Mann (11:15 of 3rd period) vs Atlanta, Nov. 6, 1979

FIRST POWER PLAY GOAL
Home: Jude Drouin (18:30 of 2nd period) vs Colorado, Oct. 14, 1979
Road: Peter Sullivan (15:56 of 3rd period) at Pittsburgh, Oct. 10, 1979

FIRST SHORTHANDED GOAL
Home: Lars-Erik Sjoberg (4:30 of 2nd period) vs Vancouver, Nov. 24, 1979
Road: Jude Drouin (5:33 of 1st period) at Minnesota, Dec. 1, 1979

FIRST GAME WINNING GOAL
Home: Jude Drouin (18:30 of 2nd period) vs Colorado, Oct. 14, 1979
Road: Ron Wilson (8:33 of 2nd period) at Quebec, Oct. 31, 1979

FIRST GOAL ALLOWED
Home: Barry Beck (against Gary Smith at 3:39 of 1st period) vs Colorado, Oct. 14, 1979
Road: Greg Malone (against Gary Smith at 2:04 of 2nd period) at Pittsburgh, Oct. 10, 1979

FIRST WIN BY A GOALTENDER
Home: Gary Smith vs Colorado (4-2), Oct. 14, 1979
Road: Gary Smith at Quebec (5-2), Oct. 31, 1979

FIRST LOSS BY A GOALTENDER
Home: Pierre Hamel vs Detroit (5-1), Oct. 17, 1979
Road: Gary Smith at Pittsburgh (4-2), Oct. 10, 1979

FIRST SHUTOUT FOR
Home: Markus Mattsson (27 saves) vs Hartford (7-0), Mar. 26, 1980
Road: Markus Mattsson (20 saves) vs NY Islanders (0-0), Feb. 12, 1980

FIRST SCORELESS GAME
Home: vs. Dallas (Ilya Bryzgalov and Marty Turco), Jan. 10, 2009*
Road: at NY Islanders (Markus Mattsson and Glenn Resch), Feb. 12, 1980

FIRST 2-GOAL GAME
Home: Craig Norwich vs Colorado, Oct. 14, 1979
Road: Peter Sullivan vs Quebec, Oct. 31, 1979

FIRST HAT TRICK
Home: Willy Lindstrom (3 goals) vs Montreal, Dec. 15, 1979
Road: Dave Christian (3 goals) at NY Rangers, Feb. 12, 1981

FIRST PENALTY SHOT
Home: Peter Sullivan vs Minnesota (against Gary Edwards at 9:16 of 3rd period), Oct. 19, 1979 (failed)
Road: Brent Ashton at Vancouver (against Kirk McLean at 19:40 of 1st period), Dec. 11, 1988 (scored)

**Phoenix won 1-0 in a shootout (no goals scored in regulation or overtime)*

COYOTES FIRSTS

FIRST GAME
Home: vs San Jose, Oct. 10, 1996
Road: at Hartford, Oct. 5, 1996

FIRST STARTING LINE UP
Goaltender: Nikolai Khabibulin
Defensemen: Brad McCrimmon, Jim Johnson
Center: Keith Tkachuk
Left Wing: Jim McKenzie
Right Wing: Shane Doan

FIRST WIN
Home: vs San Jose (4-1), Oct. 10, 1996
Road: at Boston (5-2), Oct. 7, 1996

FIRST LOSS
Home: vs Edmonton (6-3), Oct. 14, 1996
Road: at Hartford (1-0), Oct. 5, 1996

FIRST TIE
Home: vs Florida (1-1), Oct. 20, 1996
Road: at Colorado (3-3), Oct. 11, 1997

FIRST GOAL
Home: Kris King (19:34 of 1st period) vs San Jose, Oct. 10, 1996
Road: Mike Gartner (7:11 of 1st period) at Boston, Oct. 7, 1996

FIRST ASSIST
Home: Brad McCrimmon, Darrin Shannon (19:34 of 1st period) vs San Jose, Oct. 10, 1996
Road: Keith Tkachuk (7:11 of 1st period) at Boston, Oct. 7, 1996

FIRST MINOR PENALTY
Home: Mike Gartner, high sticking (4:49 of 1st period) vs San Jose, Oct. 10, 1996
Road: Nikolai Khabibulin, delay of game (3:50 of 1st period) at Hartford, Oct. 5, 1996

FIRST MAJOR PENALTY
Home: Jim McKenzie, fighting (18:22 of 2nd period) vs San Jose, Oct. 10, 1996
Road: Darrin Shannon, fighting (13:47 of 3rd period) at Boston, Oct. 7, 1996

FIRST MISCONDUCT PENALTY
Home: Dallas Drake (7:58 of 1st period) vs Montreal, Nov. 3, 1996
Road: Kris King (16:06 of 1st period) at St. Louis, Nov. 21, 1996

FIRST POWER PLAY GOAL
Home: Mike Gartner (7:41 of 2nd period) vs San Jose, Oct. 10, 1996
Road: Dallas Drake (4:00 of 2nd period) at Toronto, Oct. 26, 1996

FIRST SHORTHANDED GOAL
Home: Keith Tkachuk (19:06 of 3rd period) vs Anaheim, Oct. 12, 1996
Road: Oleg Tverdovsky (10:50 of 3rd period) at NY Islanders, Dec. 10, 1996

FIRST GAME WINNING GOAL
Home: Mike Gartner (7:41 of 2nd period) vs San Jose, Oct. 10, 1996
Road: Oleg Tverdovsky (9:00 of 1st period) at Boston, Oct. 7, 1996

FIRST GOAL ALLOWED
Home: Bernie Nicholls (against Nikolai Khabibulin at 19:29 of 2nd period) vs San Jose, Oct. 10, 1996
Road: Alexander Godynyuk (against Nikolai Khabibulin at 2:48 of 2nd period) at Hartford, Oct. 5, 1996

FIRST WIN BY A GOALTENDER
Home: Nikolai Khabibulin vs San Jose (4-1), Oct. 10, 1996
Road: Nikolai Khabibulin at Boston (5-2), Oct. 7, 1996

FIRST LOSS BY A GOALTENDER
Home: Nikolai Khabibulin vs Edmonton (6-3), Oct. 14, 1996
Road: Nikolai Khabibulin at Hartford (1-0), Oct. 5, 1996

FIRST SHUTOUT FOR
Home: Nikolai Khabibulin (26 saves) vs Vancouver (4-0), Jan. 25, 1997
Road: Darcy Wakaluk (33 saves) at St. Louis (3-0), Dec. 5, 1996

FIRST SHUTOUT AGAINST
Home: Rick Tabaracci (21 saves) vs Tampa Bay (2-0), Feb. 4, 1997
Road: Sean Burke (30 saves) at Hartford (1-0), Oct. 5, 1996

FIRST SCORELESS GAME
Home: vs. Dallas (Ilya Bryzgalov and Marty Turco), Jan. 10, 2009*
Road: at Chicago (Zac Bierk and Michael Leighton), Jan. 8, 2003

FIRST 2-GOAL GAME
Home: Dallas Drake vs Montreal, Nov. 3, 1996
Road: Mike Gartner at Montreal, Oct. 28, 1996

FIRST HAT TRICK
Home: Keith Tkachuk (3 goals) vs New Jersey, Nov. 28, 1996
Road: Mike Gartner (3 goals) at Boston, Oct. 7, 1996

FIRST PENALTY SHOT
Home: Mike Hudson vs Detroit (against Chris Osgood at 8:36 of 3rd period), Nov. 18, 1996 (failed)
Road: Jeremy Roenick at Columbus (against Marc Denis at 17:06 of 2nd period), Feb. 28, 2001 (failed)

**Phoenix won 1-0 in a shootout (no goals scored in regulation or overtime)*

PLAYOFFS

2009 STANLEY CUP PLAYOFF RESULTS

Team Playoff Records

TEAM	GP	W	L	GF	GA	PCTG
Pittsburgh	24	16	8	79	64	.667
Detroit	23	15	8	76	48	.652
Chicago	17	9	8	54	54	.529
Carolina	18	8	10	42	52	.444
Boston	11	7	41	34	22	.636
Anaheim	13	7	6	35	32	.538
Washington	14	7	7	41	38	.500
Vancouver	10	6	4	30	28	.600
New Jersey	7	3	4	15	17	.429
NY Rangers	7	3	4	11	19	.429
Philadelphia	6	2	4	16	18	.333
Calgary	6	2	4	16	21	.333
San jose	6	2	4	10	18	.333
Montreal	4	0	4	6	17	.000
St. Louis	4	0	4	5	11	.000
Columbus	4	0	4	7	18	.000

Series Results

CONFERENCE QUARTERFINALS	SCORE
SERIES A - Boston defeated Montreal	4-0
SERIES B - Washington defeated NY Rangers	4-3
SERIES C - Carolina defeated New Jersey	4-3
SERIES D - Pittsburgh defeated Philadelphia	4-2
SERIES E - Anaheim defeated San Jose	4-2
SERIES F - Detroit defeated Columbus	4-0
SERIES G - Vancouver defeated St. Louis	4-0
SERIES H - Chicago defeated Calgary	4-2
CONFERENCE SEMIFINALS	
SERIES I - Carolina defeated Boston	4-3
SERIES J - Pittsburgh defeated Washington	4-3
SERIES K - Detroit defeated Anaheim	4-3
SERIES L - Chicago defeated Vancouver	4-2
CONFERENCE FINALS	
SERIES M - Pittsburgh defeated Carolina	4-0
SERIES N - Detroit defeated Chicago	4-1
STANLEY CUP FINAL	
SERIES O - Pittsburgh defeated Detroit	4-3

Playoff Scoring Leaders

Player	Team	GP	TOI/G	G	A	PTS	+/-	PIM	PP	SH	GW	S	PCTG
Evgeni Malkin	Pittsburgh	24	20:57	14	22	36	3	51	7	0	3	104	13.5
Sidney Crosby	Pittsburgh	24	20:48	15	16	31	9	14	5	0	2	79	19.0
Henrik Zetterberg	Detroit	23	22:09	11	13	24	13	13	4	0	0	82	13.4
Johan Franzen	Detroit	23	19:40	12	11	23	8	12	4	0	3	72	16.7
Alex Ovechkin	Washington	14	23:21	11	10	21	10	8	3	0	1	90	12.2
Ryan Getzlaf	Anaheim	13	24:08	4	14	18	3	25	1	0	0	25	16.0
Nicklas Lidstrom	Detroit	21	25:38	4	12	16	11	6	3	0	1	59	6.8
Valtteri Filppula	Detroit	23	17:37	3	13	16	8	8	1	0	1	35	8.6
Eric Staal	Carolina	18	21:31	10	5	15	-3	4	3	0	1	73	13.7
Dan Cleary	Detroit	23	16:54	9	6	15	17	12	0	0	3	57	15.8
Bill Guerin	Pittsburgh	24	17:01	7	8	15	8	15	2	0	2	70	10.0
Marian Hossa	Detroit	23	18:38	6	9	15	5	10	2	1	1	100	6.0
Martin Havlat	Chicago	16	15:34	5	10	15	0	8	0	0	1	35	14.3
Nicklas Backstrom	Washington	14	23:39	3	12	15	3	8	2	0	0	33	9.1
Patrick Kane	Chicago	16	16:35	9	5	14	-9	12	2	0	0	34	26.5
Corey Perry	Anaheim	13	21:59	8	6	14	2	36	2	0	1	41	19.5
Ruslan Fedotenko	Pittsburgh	24	14:31	7	7	14	9	4	0	0	0	58	12.1
Alexander Semin	Washington	14	19:58	5	9	14	-1	16	1	0	1	42	11.9
Sergei Gonchar	Pittsburgh	22	23:02	3	11	14	3	12	2	0	2	41	7.3
Chris Kunitz	Pittsburgh	24	16:54	1	13	14	3	19	0	0	0	46	2.2

Category Leaders

GOALS

Player	Team	GP	G
Sidney Crosby	PIT	24	15
Evgeni Malkin	PIT	24	14
Johan Franzen	DET	23	12
Alex Ovechkin	WSH	14	11
Henrik Zetterberg	DET	23	11

ASSISTS

Player	Team	GP	A
Evgeni Malkin	PIT	24	22
Sidney Crosby	PIT	24	16
Ryan Getzlaf	ANA	13	14
Chris Kunitz	PIT	24	13
Valtteri Filppula	DET	23	13
Henrik Zetterberg	DET	23	13

GAME-WINNING GOALS

Player	Team	GP	GWG
Jussi Jokinen	CAR	18	3
Johan Franzen	DET	23	3
Dan Cleary	DET	23	3
Evgeni Malkin	PIT	24	3
Tyler Kennedy	PIT	24	3

OVERTIME GOALS

Player	TEAM	GP	OT
16 PLAYERS TIED WITH 1			

SHOTS

Player	Team	GP	S
Evgeni Malkin	PIT	24	104
Marian Hossa	DET	23	100
Alex Ovechkin	WSH	14	90
Henrik Zetterberg	DET	23	82
Mikael Samuelsson	DET	23	79
Sidney Crosby	PIT	24	79

PLUS/MINUS

Player	Team	GP	+/-
Dan Cleary	DET	23	17
Henrik Zetterberg	DET	23	13
Milan Lucic	BOS	10	12
Brian Rafalski	DET	18	11
Nicklas Lidstrom	DET	21	11

ALL-TIME PLAYOFF SERIES

DATE	OPPONENT	RESULT	GWG	GOALTENDERS	ATTEN.
1982 PLAYOFFS					
April 7	St. Louis at Winnipeg	3-4 L	Lapointe	Staniowski/Liut	13,081
April 8	St. Louis at Winnipeg	5-2 W	MacLean	Soetaert/Liut	14,371
April 10	Winnipeg at St. Louis	3-6 L	Crombeen	Soetaert/Liut	13,827
April 11	Winnipeg at St. Louis	2-8 L	Sutter	Staniowski/Liut	12,676
ST. LOUIS WON BEST OF FIVE SERIES 3-1					
1983 PLAYOFFS					
April 6	Winnipeg at Edmonton	3-6 L	Gretzky	Hayward-Soetaert/Moog	17,498
April 7	Winnipeg at Edmonton	3-4 L	Messier	Hayward/Moog	17,498
April 9	Edmonton at Winnipeg	3-4 L	Linesman	Hayward/Moog	11,346
EDMONTON WON BEST OF FIVE SERIES 3-0					
1984 PLAYOFFS					
April 4	Winnipeg at Edmonton	2-9 L	Coffey	Soetaert-Veisor/Fuhr	17,197
April 5	Winnipeg at Edmonton	4-5 L (OT)	Gregg	Behrend/Fuhr	17,390
April 7	Edmonton at Winnipeg	1-4 L	Semenko	Behrend/Fuhr	12,497
EDMONTON WON BEST OF FIVE SERIES 3-0					
1985 PLAYOFFS					
April 10	Calgary at Winnipeg	5-4 W (OT)	Mullen	Hayward/Lemelin	14,794
April 11	Calgary at Winnipeg	5-2 W	Arniel	Hayward/Lemelin	14,335
April 13	Winnipeg at Calgary	0-4 L	Otto	Hayward-Behrend/Lemelin	16,683
April 14	Winnipeg at Calgary	5-3 W	Wilson	Behrend/Lemelin	16,798
WINNIPEG WON BEST OF FIVE SERIES 3-1					
April 18	Winnipeg at Edmonton	2-4 L	Coffey	Behrend/Fuhr	16,236
April 20	Winnipeg at Edmonton	2-5 L	Coffey	Hayward/Fuhr	16,942
April 23	Edmonton at Winnipeg	4-5 L	Gretzky	Hayward/Fuhr	15,418
April 25	Edmonton at Winnipeg	3-8 L	Kurri	Hayward-Behrend/Fuhr	15,519
EDMONTON WON BEST OF SEVEN SERIES 4-0					
1986 PLAYOFFS					
April 9	Winnipeg at Calgary	1-5 L	Mullen	Bouchard-Hayward/Vernon	16,762
April 10	Winnipeg at Calgary	4-6 L	Tonelli	Hayward-Behrend/Vernon	16,762
April 12	Calgary at Winnipeg	3-4 L (OT)	McDonald	Berthiaume/Vernon	8,123
CALGARY WON BEST OF FIVE SERIES 3-0					
1987 PLAYOFFS					
April 8	Winnipeg at Calgary	4-2 W	Marois	Berthiaume/Lemelin	16,798
April 9	Winnipeg at Calgary	3-2 W	Steen	Berthiaume/Vernon	16,798
April 11	Calgary at Winnipeg	2-3 L (OT)	Bullard	Berthiaume/Vernon	14,958
April 12	Calgary at Winnipeg	4-3 W	Hamel	Berthiaume/Vernon	14,174
April 14	Winnipeg at Calgary	3-4 L	Mullen	Berthiaume/Vernon	16,798
April 16	Calgary at Winnipeg	6-1 W	Hamel	Berthiaume/Vernon-Lemelin	15,517
WINNIPEG WON BEST OF SEVEN SERIES 4-2					
April 21	Winnipeg at Edmonton	2-3 L (OT)	Anderson	Berthiaume/Fuhr	17,356
April 23	Winnipeg at Edmonton	3-5 L	Lemay	Reddick/Fuhr	17,468
April 25	Edmonton at Winnipeg	2-5 L	Kurri	Reddick/Fuhr	15,556
April 27	Edmonton at Winnipeg	2-4 L	Ruotsalainen	Berthiaume-Reddick/Fuhr	14,460
EDMONTON WON BEST OF SEVEN SERIES 4-0					
1988 PLAYOFFS					
April 6	Winnipeg at Edmonton	4-7 L	Simpson	Berthiaume/Fuhr	17,054
April 7	Winnipeg at Edmonton	2-3 L	Simpson	Berthiaume/Fuhr	16,843
April 9	Edmonton at Winnipeg	6-4 W	Gilhen	Berthiaume/Fuhr	12,813
April 10	Edmonton at Winnipeg	3-5 L	Lacombe	Berthiaume/Fuhr	12,491
April 12	Winnipeg at Edmonton	2-6 L	Kurri	Berthiaume/Fuhr	16,829
EDMONTON WON BEST OF SEVEN SERIES 4-1					

ALL-TIME PLAYOFF SERIES

DATE	OPPONENT	RESULT	GWG	GOALTENDERS	ATTEN.
1990 PLAYOFFS					
April 4	Winnipeg at Edmonton	7-5 W	Ashton	Essensa/Ranford	16,423
April 6	Winnipeg at Edmonton	2-3 L (OT)	Lamb	Beauregard/Ranford	17,410
April 8	Edmonton at Winnipeg	2-1 W	Hawerchuk	Essensa/Ranford	15,547
April 10	Edmonton at Winnipeg	4-3 W (2OT)	Ellett	Essensa-Beauregard/Ranford	15,572
April 12	Winnipeg at Edmonton	3-4 L	Messier	Beauregard/Ranford	17,503
April 14	Edmonton at Winnipeg	3-4 L	Kurri	Essensa/Ranford	15,567
April 16	Winnipeg at Edmonton	1-4 L	Kurri	Beauregard/Ranford	17,503
EDMONTON WON BEST OF SEVEN SERIES 4-3					
1992 PLAYOFFS					
April 18	Winnipeg at Vancouver	3-2 W	Olczyk	Tabaracci/McLean	16,123
April 20	Winnipeg at Vancouver	2-3 L	Lumme	Tabaracci/McLean	16,123
April 22	Vancouver at Winnipeg	4-2 W	DeBlois	Tabaracci/McLean	13,393
April 24	Vancouver at Winnipeg	3-1 W	Housley	Tabaracci/McLean	15,568
April 26	Winnipeg at Vancouver	2-8 L	Babych	Tabaracci-Essensa/McLean	16,123
April 28	Vancouver at Winnipeg	3-8 L	Linden	Tabaracci/McLean	14,941
April 30	Winnipeg at Vancouver	0-5 L	Fergus	Tabaracci/McLean	16,123
VANCOUVER WON BEST OF SEVEN SERIES 4-3					
1993 PLAYOFFS					
April 19	Winnipeg at Vancouver	2-4 L	Linden	Essensa/McLean	15,918
April 21	Winnipeg at Vancouver	2-3 L	Bure	Essensa/McLean	15,729
April 23	Vancouver at Winnipeg	5-4 W	Selanne	Essensa/McLean	15,569
April 25	Vancouver at Winnipeg	1-3 L	Momesso	Essensa/McLean	15,567
April 27	Winnipeg at Vancouver	4-3 W (OT)	Selanne	Essensa/McLean	16,150
April 29	Vancouver at Winnipeg	3-4 L (OT)	Adams	Essensa/McLean	15,569
VANCOUVER WON BEST OF SEVEN SERIES 4-2					
1996 PLAYOFFS					
April 17	Winnipeg at Detroit	1-4 L	Fetisov	Khabibulin/Osgood	19,983
April 19	Winnipeg at Detroit	0-4 L	Coffey	Khabibulin/Osgood	19,983
April 21	Detroit at Winnipeg	4-1 W	Kilger	Khabibulin/Vernon	15,566
April 23	Detroit at Winnipeg	1-6 L	Larionov	Khabibulin/Vernon	15,567
April 26	Winnipeg at Detroit	3-1 W	Manson	Khabibulin/Osgood	19,983
April 28	Detroit at Winnipeg	1-4 L	Kozlov	Khabibulin/Vernon	15,567
DETROIT WON BEST OF SEVEN SERIES 4-2					
1997 PLAYOFFS					
April 16	Phoenix at Anaheim	2-4 L	Selanne	Khabibulin/Hebert	17,174
April 18	Phoenix at Anaheim	2-4 L	Daigneault	Khabibulin/Hebert	17,174
April 20	Anaheim at Phoenix	4-1 W	Shannon	Khabibulin/Hebert	16,210
April 22	Anaheim at Phoenix	2-0 W	Corkum	Khabibulin/Hebert-Shtalenkov	16,210
April 24	Phoenix at Anaheim	5-2 W	Numminen	Khabibulin/Hebert	17,174
April 27	Anaheim at Phoenix	2-3 L (OT)	Kariya	Khabibulin/Hebert	16,210
April 29	Phoenix at Anaheim	0-3 L	Karpa	Khabibulin/Hebert	17,174
ANAHEIM WON BEST OF SEVEN SERIES 4-3					
1998 PLAYOFFS					
April 22	Phoenix at Detroit	3-6 L	McCarty	Khabibulin-Waite/Osgood	19,983
April 24	Phoenix at Detroit	7-4 W	Roenick	Khabibulin/Osgood	19,983
April 26	Detroit at Phoenix	3-2 W	Roenick	Khabibulin/Osgood	16,210
April 28	Detroit at Phoenix	2-4 L	Macoun	Khabibulin-Waite/Osgood	16,210
April 30	Phoenix at Detroit	1-3 L	Kozlov	Waite/Osgood	19,983
May 3	Detroit at Phoenix	2-5 L	Shanahan	Waite/Osgood	16,210
DETROIT WON BEST OF SEVEN SERIES 4-2					

ALL-TIME PLAYOFF SERIES

DATE	OPPONENT	RESULT	GWG	GOALTENDERS	ATTEN.
1999 PLAYOFFS					
April 22	St. Louis at Phoenix	1-3 L	Rivers	Khabibulin/Fuhr	16,210
April 24	St. Louis at Phoenix	4-3 W (OT)	Doan	Khabibulin/Fuhr	16,210
April 25	Phoenix at St. Louis	5-4 W	Doan	Khabibulin/Fuhr-McLennan	17,539
April 27	Phoenix at St. Louis	2-1 W	Drake	Khabibulin/Fuhr	19,529
April 30	St. Louis at Phoenix	1-2 L (OT)	Young	Khabibulin/Fuhr	16,210
May 2	Phoenix at St. Louis	3-5 L	Finley	Khabibulin/Fuhr	16,629
May 4	St. Louis at Phoenix	0-1 L (OT)	Turgeon	Khabibulin/Fuhr	16,210
ST. LOUIS WON BEST OF SEVEN SERIES 4-3					
2000 PLAYOFFS					
April 13	Phoenix at Colorado	3-6 L	Ozolinsh	Burke/Roy	18,007
April 15	Phoenix at Colorado	1-3 L	Tanguay	Burke/Roy	18,007
April 17	Colorado at Phoenix	2-4 L	Deadmarsh	Burke/Roy	16,210
April 19	Colorado at Phoenix	3-2 W	Renberg	Burke/Roy	16,210
April 21	Phoenix at Colorado	1-2 L	Forsberg	Burke/Roy	18,007
COLORADO WON BEST OF SEVEN SERIES 4-1					
2002 PLAYOFFS					
April 17	Phoenix at San Jose	1-2 L	Marleau	Burke/Nabokov	17,496
April 20	Phoenix at San Jose	3-1 W	Briere	Burke/Nabokov	17,496
April 22	San Jose at Phoenix	1-4 L	Graves	Burke/Nabokov	16,210
April 24	San Jose at Phoenix	1-2 L	Ricci	Burke/Nabokov	16,210
April 26	Phoenix at San Jose	1-4 L	Graves	Burke/Nabokov	17,496
SAN JOSE WON BEST OF SEVEN SERIES 4-1					

ALL-TIME PLAYOFF SERIES

SEASON	SERIES	GAMES	RESULT
1979-80	Did not qualify for playoffs		
1980-81	Did not qualify for playoffs		
1981-82	Norris Division Semifinals	1-3	Lost to St. Louis
1982-83	Smythe Division Semifinals	0-3	Lost to Edmonton
1983-84	Smythe Division Semifinals	0-3	Lost to Edmonton
1984-85	Smythe Division Semifinals	3-1	Defeated Calgary
	Smythe Division Finals	0-4	Lost to Edmonton
1985-86	Smythe Division Semifinals	0-3	Lost to Calgary
1986-87	Smythe Division Semifinals	4-2	Defeated Calgary
	Smythe Division Finals	0-4	Lost to Edmonton
1987-88	Smythe Division Semifinals	1-4	Lost to Edmonton
1988-89	Did not qualify for playoffs		
1989-90	Smythe Division Semifinals	3-4	Lost to Edmonton
1991-92	Smythe Division Semifinals	3-4	Lost to Vancouver
1992-93	Smythe Division Semifinals	2-4	Lost to Vancouver
1993-94	Did not qualify for playoffs		
1994-95	Did not qualify for playoffs		
1995-96	Western Conference Quarterfinals	2-4	Lost to Detroit
1996-97	Western Conference Quarterfinals	3-4	Lost to Anaheim
1997-98	Western Conference Quarterfinals	2-4	Lost to Detroit
1998-99	Western Conference Quarterfinals	3-4	Lost to St. Louis
1999-00	Western Conference Quarterfinals	1-4	Lost to Colorado
2000-01	Did not qualify for playoffs		
2001-02	Western Conference Quarterfinals	1-4	Lost to San Jose
2002-03	Did not qualify for playoffs		
2003-04	Did not qualify for playoffs		
2005-06	Did not qualify for playoffs		
2006-07	Did not qualify for playoffs		
2007-08	Did not qualify for playoffs		
2008-09	Did not qualify for playoffs		

PLAYOFF WIN/LOSS RECORD BY GAMES:	**29-63**	**SERIES RECORD IN FIRST ROUND:**	**2-14**	**DIVISION CHAMPIONSHIPS:**	**0**
PLAYOFF WIN/LOSS RECORD BY SERIES:	**2-16**	**SERIES RECORD IN SECOND ROUND:**	**0-2**	**CONFERENCE CHAMPIONSHIPS:**	**0**
		SERIES RECORD IN THIRD ROUND	**0-0**	**STANLEY CUP CHAMPIONSHIPS:**	**0**
		SERIES RECORD IN FINAL ROUND:	**0-0**		

ALL-TIME PLAYOFF SCORING BY SEASON

1981-82 WINNIPEG JETS

PLAYER	GP	G	A	PTS	PIM
Dale Hawerchuk	4	1	7	8	5
Paul MacLean	4	3	2	5	20
Moe Mantha	4	1	3	4	16
Thomas Steen	4	0	4	4	2
Willy Lindstrom	4	2	1	3	2
Lucien Deblois	4	2	1	3	4
Dave Babych	4	1	2	3	29
Norm Dupont	4	2	0	2	0
Bengt Lundholm	4	1	1	2	2
Morris Lukowich	4	0	2	2	16
Tim Watters	4	0	1	1	8
Dave Christian	4	0	1	1	2
Don Spring	4	0	0	0	4
Jimmy Mann	3	0	0	0	7
Larry Hopkins	4	0	0	0	2
Serge Savard	4	0	0	0	2
Doug Smail	4	0	0	0	0
Tim Trimper	1	0	0	0	0
Rick Bowness	1	0	0	0	0

GOALTENDER	GP	MIN	GAA	W-L	SO	GA	SA	SV%
Doug Soetaert	2	120	4.00	1-1	0	8	62	.871
Ed Staniowski	2	120	6.00	0-2	0	12	42	.714

1982-83 WINNIPEG JETS

PLAYER	GP	G	A	PTS	PIM
Dale Hawerchuk	3	1	4	5	8
Moe Mantha	2	2	2	4	0
Ron Wilson	3	2	2	4	2
Paul MacLean	3	1	2	3	6
Norm Dupont	1	1	1	2	0
Thomas Steen	3	0	2	2	0
Bryan Maxwell	3	1	0	1	23
Brian Mullen	3	1	0	1	0
Laurie Boschman	3	0	1	1	12
Bengt Lundholm	3	0	1	1	2
Jimmy Mann	1	0	0	0	0
Doug Soetaert	1	0	0	0	0
Scott Arniel	2	0	0	0	0
Larry Hopkins	2	0	0	0	0
Don Spring	2	0	0	0	6
Dave Babych	3	0	0	0	0
Lucien Deblois	3	0	0	0	5
Brian Hayward	3	0	0	0	0
Dave Christian	3	0	0	0	0
Serge Savard	3	0	0	0	2
Doug Smail	3	0	0	0	6
Tim Watters	3	0	0	0	2

GOALTENDER	GP	MIN	GAA	W-L	SO	GA	SA	SV%
Doug Soetaert	1	20	0	0-0	0	0	10	1
Brian Hayward	3	160	5.25	0-3	0	14	84	0.833

1983-84 WINNIPEG JETS

PLAYER	GP	G	A	PTS	PIM
Brian Mullen	3	0	3	3	6
Andrew McBain	3	2	0	2	0
Dale Hawerchuk	3	1	1	2	0
Dave Babych	3	1	1	2	0
Randy Carlyle	3	0	2	2	4
Paul MacLean	3	1	0	1	0
Moe Mantha	3	1	0	1	0
Tim Watters	3	1	0	1	2
Doug Smail	3	0	1	1	7
Tim Young	1	0	1	1	0
Laurie Boschman	3	0	1	1	5
Lucien Deblois	3	0	1	1	4
Thomas Steen	3	0	1	1	9
Scott Arniel	2	0	0	0	5
Jordy Douglas	1	0	0	0	2
Murray Eaves	2	0	0	0	2
Wade Campbell	3	0	0	0	7
Jim Kyte	3	0	0	0	11
Morris Lukowich	3	0	0	0	0
Robert Picard	3	0	0	0	12
Marc Behrend	2	0	0	0	0
Doug Soetaert	1	0	0	0	0
Mike Veisor	1	0	0	0	0

GOALTENDER	GP	MIN	GAA	W-L	SO	GA	SA	SV%
Marc Behrend	2	121	4.46	0-2	0	9	91	0.901
Mike Veisor	1	40	6	0-0	0	4	29	0.862
Doug Soetaert	1	20	15	0-1	0	5	19	0.737

1984-85 WINNIPEG JETS

PLAYER	GP	G	A	PTS	PIM
Dave Babych	8	2	7	9	6
Paul MacLean	8	3	4	7	4
Ron Wilson	8	4	2	6	2
Randy Carlyle	8	1	5	6	13
Dave Ellett	8	1	5	6	4
Thomas Steen	8	2	3	5	17
Bengt Lundholm	5	2	2	4	8
Robert Picard	8	2	2	4	8
Dale Hawerchuk	3	2	1	3	4
Laurie Boschman	8	2	1	3	21
Doug Smail	8	2	1	3	4
Scott Arniel	8	1	2	3	9
Brian Mullen	8	1	2	3	4
Andrew McBain	7	1	0	1	0
Murray Eaves	2	0	1	1	0
Jim Nill	8	0	1	1	28
Perry Turnbull	8	0	1	1	26
Tim Watters	8	0	1	1	16
Peter Taglianetti	1	0	0	0	0
Marc Behrend	4	0	0	0	0
Wade Campbell	3	0	0	0	2
Tom Martin	3	0	0	0	2
Brian Hayward	6	0	0	0	0
Jim Kyte	8	0	0	0	14

GOALTENDER	GP	MIN	GAA	W-L	SO	GA	SA	SV%
Marc Behrend	4	179	3.35	1-1	0	10	96	0.896
Brian Hayward	6	309	4.47	2-4	0	23	156	0.853

ALL-TIME PLAYOFF SCORING BY SEASON

1985-86 WINNIPEG JETS

PLAYER	GP	G	A	PTS	PIM
Mario Marois	3	1	4	5	6
Brian Mullen	3	1	2	3	6
Dale Hawerchuk	3	0	3	3	0
Ray Neufeld	3	2	0	2	10
Thomas Steen	3	1	1	2	4
Paul MacLean	2	1	0	1	7
Bill Derlago	3	1	0	1	0
Doug Smail	3	1	0	1	0
Laurie Boschman	3	0	1	1	6
Dave Ellett	3	0	1	1	0
Perry Turnbull	3	0	1	1	11
Marc Behrend	1	0	0	0	0
Daniel Berthiaume	1	0	0	0	0
Dan Bouchard	1	0	0	0	2
Dave Silk	1	0	0	0	2
Ron Wilson	1	0	0	0	0
Brian Hayward	2	0	0	0	0
Bengt Lundholm	2	0	0	0	2
Scott Arniel	3	0	0	0	12
Brad Berry	3	0	0	0	0
Bobby Dollas	3	0	0	0	2
Jim Kyte	3	0	0	0	12
Jim Nill	3	0	0	0	4
Peter Taglianetti	3	0	0	0	2

GOALTENDER	GP	MIN	GAA	W-L	SO	GA	SA	SV%
Marc Behrend	1	12	0	0-0	0	0	7	1
Daniel Berthiaume	1	68	3.53	0-1	0	4	43	0.907
Brian Hayward	2	68	5.29	0-1	0	6	31	0.806
Dan Bouchard	1	40	7.5	0-1	0	5	22	0.773

1986-87 WINNIPEG JETS

PLAYER	GP	G	A	PTS	PIM
Dale Hawerchuk	10	5	8	13	4
Dave Ellett	10	0	8	8	2
Paul MacLean	10	5	2	7	16
Thomas Steen	10	3	4	7	8
Brian Mullen	9	4	2	6	0
Randy Carlyle	10	1	5	6	22
Fredrik Olausson	10	2	3	5	4
Laurie Boschman	10	2	3	5	30
Doug Smail	10	4	0	4	10
Mario Marois	10	1	3	4	23
Jim Kyte	10	0	4	4	36
Ron Wilson	10	1	2	3	0
Gilles Hamel	8	2	0	2	2
Ray Neufeld	8	1	1	2	30
Andrew McBain	9	0	2	2	10
Iain Duncan	7	0	2	2	6
Tim Watters	10	0	1	1	21
Brad Berry	7	0	1	1	14
Jim Nill	2	0	0	0	7
Steve Rooney	8	0	0	0	34
Perry Turnbull	1	0	0	0	10

GOALTENDER	GP	MIN	GAA	W-L	SO	GA	SA	SV%
Daniel Berthiaume	8	437	2.87	4-4	0	21	210	0.9
Eldon Reddick	3	166	3.61	0-2	0	10	73	0.863

1987-88 WINNIPEG JETS

PLAYER	GP	G	A	PTS	PIM
Dale Hawerchuk	5	3	4	7	16
Andrew McBain	5	2	5	7	29
Thomas Steen	5	1	5	6	2
Ray Neufeld	5	2	2	4	6
Laurie Boschman	5	1	3	4	9
Mario Marois	5	0	4	4	6
Dave Ellett	5	1	2	3	10
Paul MacLean	5	2	0	2	23
Peter Taglianetti	5	1	1	2	12
Fredrik Olausson	5	1	1	2	0
Randy Carlyle	5	0	2	2	10
Doug Smail	5	1	0	1	22
Steve Rooney	5	1	0	1	33
Randy Gilhen	4	1	0	1	10
Iain Duncan	4	0	1	1	0
Paul Boutillier	5	0	0	0	15
Ron Wilson	1	0	0	0	2
Gilles Hamel	1	0	0	0	0
Mark Kumpel	4	0	0	0	4
Peter Douris	1	0	0	0	0
Brad Jones	1	0	0	0	0
Tim Watters	4	0	0	0	4

GOALTENDER	GP	MIN	GAA	W-L	SO	GA	SA	SV%
Daniel Berthiaume	5	300	5	1-4	0	25	154	0.838

1989-90 WINNIPEG JETS

PLAYER	GP	G	A	PTS	PIM
Dale Hawerchuk	7	3	5	8	2
Thomas Steen	7	2	5	7	16
Pat Elynuik	7	2	4	6	2
Moe Mantha	7	1	5	6	2
Brent Ashton	7	3	1	4	2
Doug Evans	7	2	2	4	10
Greg Paslawski	7	1	3	4	0
Teppo Numminen	7	1	2	3	10
Dave Ellett	7	2	0	2	6
Paul Fenton	7	2	0	2	23
Mark Kumpel	7	2	0	2	2
Paul MacDermid	7	0	2	2	8
Fredrik Olausson	7	0	2	2	2
Doug Smail	5	1	0	1	0
Gord Donnelly	6	0	1	1	8
Dave McLlwain	7	0	1	1	2
Brad Berry	1	0	0	0	0
Laurie Boschman	2	0	0	0	2
Stephane Beauregard	4	0	0	0	0
Bob Essensa	4	0	0	0	0
Phil Sykes	4	0	0	0	0
Shawn Cronin	5	0	0	0	7
Peter Taglianetti	5	0	0	0	6

GOALTENDER	GP	MIN	GAA	W-L	SO	GA	SA	SV%
Stephane Beauregard	4	238	3.03	1-3	0	12	105	0.886
Bob Essensa	4	206	3.5	2-1	0	12	100	0.88

ALL-TIME PLAYOFF SCORING BY SEASON

1991-92 WINNIPEG JETS

PLAYER	GP	G	A	PTS	PIM
Thomas Steen	7	2	4	6	2
Fredrik Olausson	7	1	5	6	4
Phil Housley	7	1	4	5	0
Aaron Broten	7	2	2	4	12
Pat Elynuik	7	2	2	4	4
Evgeny Davydov	7	2	2	4	2
Keith Tkachuk	7	3	0	3	30
Ed Olczyk	6	2	1	3	4
Randy Carlyle	5	1	0	1	6
Lucien Deblois	5	1	0	1	2
Darrin Shannon	7	0	1	1	10
Phil Sykes	7	0	1	1	9
Bob Essensa	1	0	0	0	0
Doug Evans	1	0	0	0	2
Luciano Borsato	1	0	0	0	0
Kris Draper	2	0	0	0	0
Mike Hartman	2	0	0	0	2
Dean Kennedy	2	0	0	0	0
Shawn Cronin	4	0	0	0	6
Mike Eagles	7	0	0	0	8
Mike Lalor	7	0	0	0	19
Troy Murray	7	0	0	0	2
Teppo Numminen	7	0	0	0	0
Rick Tabaracci	7	0	0	0	0
Igor Ulanov	7	0	0	0	39

GOALTENDER	GP	MIN	GAA	W-L	SO	GA	SA	SV%
Rick Tabaracci	7	387	4.03	3-4	0	26	212	0.877
Bob Essensa	1	33	5.45	0-0	0	3	17	0.824

1992-93 WINNIPEG JETS

PLAYER	GP	G	A	PTS	PIM
Phil Housley	6	0	7	7	2
Teemu Selanne	6	4	2	6	2
Darrin Shannon	6	2	4	6	6
Keith Tkachuk	6	4	0	4	14
Thomas Steen	6	1	3	4	2
Stu Barnes	6	1	3	4	2
Andy Brickley	1	1	1	2	0
Kris King	6	1	1	2	4
Teppo Numminen	6	1	1	2	2
Mike Lalor	4	0	2	2	4
Fredrik Olausson	6	0	2	2	2
Alexei Zhamnov	6	0	2	2	2
Tie Domi	6	1	0	1	23
Luciano Borsato	6	1	0	1	4
Mike Eagles	5	0	1	1	6
Russ Romaniuk	1	0	0	0	0
John Druce	2	0	0	0	0
Bryan Erickson	3	0	0	0	0
Evgeny Davydov	4	0	0	0	0
Igor Ulanov	4	0	0	0	4
Bob Essensa	6	0	0	0	2
Dean Kennedy	6	0	0	0	2
Sergei Bautin	6	0	0	0	2

GOALTENDER	GP	MIN	GAA	W-L	SO	GA	SA	SV%
Bob Essensa	6	367	3.27	2-4	0	20	183	0.891

1995-96 WINNIPEG JETS

PLAYER	GP	G	A	PTS	PIM
Dave Manson	6	2	1	3	30
Alexei Zhamnov	6	2	1	3	8
Craig Janney	6	1	2	3	0
Ed Olczyk	6	1	2	3	6
Keith Tkachuk	6	1	2	3	22
Igor Korolev	6	0	3	3	0
Chad Kilger	4	1	0	1	0
Norm Maciver	6	1	0	1	2
Darrin Shannon	6	1	0	1	6
Kris King	5	0	1	1	4
Craig Muni	6	0	1	1	2
Mike Eastwood	6	0	1	1	2
Oleg Tverdovsky	6	0	1	1	0
Jim McKenzie	1	0	0	0	2
Craig Mills	1	0	0	0	0
Dallas Drake	3	0	0	0	0
Iain Fraser	4	0	0	0	0
Jeff Finley	6	0	0	0	4
Teppo Numminen	6	0	0	0	2
Mike Stapleton	6	0	0	0	21
Nikolai Khabibulin	6	0	0	0	0
Shane Doan	**6**	**0**	**0**	**0**	**6**

GOALTENDER	GP	MIN	GAA	W-L	SO	GA	SA	SV%
Nikolai Khabibulin	6	359	3.18	2-4	0	19	214	0.911

1996-97 PHOENIX COYOTES

PLAYER	GP	G	A	PTS	PIM
Cliff Ronning	7	0	7	7	12
Keith Tkachuk	7	6	0	6	7
Teppo Numminen	7	3	3	6	0
Jeremy Roenick	6	2	4	6	4
Darrin Shannon	7	3	1	4	4
Bob Corkum	7	2	2	4	4
Mike Gartner	7	1	2	3	4
Craig Janney	7	0	3	3	4
Deron Quint	7	0	2	2	0
Dallas Drake	7	0	1	1	2
Oleg Tverdovsky	7	0	1	1	0
Murray Baron	1	0	0	0	0
Jeff Finley	1	0	0	0	2
Igor Korolev	1	0	0	0	0
Jocelyn Lemieux	2	0	0	0	4
Shane Doan	**4**	**0**	**0**	**0**	**2**
Jim Johnson	6	0	0	0	4
Gerald Diduck	7	0	0	0	10
Kris King	7	0	0	0	17
Jim McKenzie	7	0	0	0	2
Jayson More	7	0	0	0	7
Mike Stapleton	7	0	0	0	14
Nikolai Khabibulin	7	0	0	0	6

GOALTENDER	GP	MIN	GAA	W-L	SO	GA	SA	SV%
Nikolai Khabibulin	7	426	2.11	3-4	1	15	222	0.932

ALL-TIME PLAYOFF SCORING BY SEASON

1997-98 PHOENIX COYOTES

PLAYER	GP	G	A	PTS	PIM
Rick Tocchet	6	6	2	8	25
Jeremy Roenick	6	5	3	8	4
Oleg Tverdovsky	6	0	7	7	0
Keith Tkachuk	6	3	3	6	10
Cliff Ronning	6	1	3	4	4
Craig Janney	6	0	3	3	0
Murray Baron	6	0	2	2	6
Gerald Diduck	6	0	2	2	20
Mike Gartner	5	1	0	1	18
Bob Corkum	6	1	0	1	4
Shane Doan	**6**	**1**	**0**	**1**	**6**
Dallas Drake	4	0	1	1	2
Nikolai Khabibulin	4	0	1	1	0
Darrin Shannon	5	0	1	1	4
Norm Maciver	6	0	1	1	2
Mark Janssens	1	0	0	0	2
Jim McKenzie	1	0	0	0	0
Teppo Numminen	1	0	0	0	0
Jim Cummins	3	0	0	0	4
Jimmy Waite	4	0	0	0	0
Brad Isbister	5	0	0	0	2
Michel Petit	5	0	0	0	8
Keith Carney	6	0	0	0	4
Mike Stapleton	6	0	0	0	2

GOALTENDER	GP	MIN	GAA	W-L	SO	GA	SA	SV%
Jimmy Waite	4	171	3.86	0-3	0	11	97	0.887
Nikolai Khabibulin	4	185	4.22	2-1	0	13	106	0.877

1998-99 PHOENIX COYOTES

PLAYER	GP	G	A	PTS	PIM
Dallas Drake	7	4	3	7	4
Shane Doan	**7**	**2**	**2**	**4**	**6**
Robert Reichel	7	1	3	4	2
Keith Tkachuk	7	1	3	4	13
Teppo Numminen	7	2	1	3	4
Keith Carney	7	1	2	3	10
Rick Tocchet	7	0	3	3	8
Louie DeBrusk	6	2	0	2	6
Stephen Leach	7	1	1	2	2
Juha Ylonen	2	0	2	2	2
Brian Noonan	5	0	2	2	4
Oleg Tverdovsky	6	0	2	2	6
Greg Adams	3	1	0	1	0
Mike Stapleton	7	1	0	1	0
Jim Cummins	3	0	1	1	0
Stan Neckar	6	0	1	1	4
Bob Corkum	7	0	1	1	4
Jyrki Lumme	7	0	1	1	6
Jeremy Roenick	1	0	0	0	0
Brad Tiley	1	0	0	0	0
Tavis Hansen	2	0	0	0	0
Gerald Diduck	3	0	0	0	2
Mike Sullivan	5	0	0	0	2
J.J. Daigneault	6	0	0	0	8
Nikolai Khabibulin	7	0	0	0	2

GOALTENDER	GP	MIN	GAA	W-L	SO	GA	SA	SV%
Nikolai Khabibulin	7	449	2.41	3-4	0	18	236	0.924

1999-2000 PHOENIX COYOTES

PLAYER	GP	G	A	PTS	PIM
Jeremy Roenick	5	2	2	4	10
Travis Green	5	2	1	3	2
Shane Doan	**4**	**1**	**2**	**3**	**8**
Benoit Hogue	5	1	2	3	2
Mikael Renberg	5	1	2	3	4
Trevor Letowski	5	1	1	2	4
Teppo Numminen	5	1	1	2	0
Keith Tkachuk	5	1	1	2	4
Dallas Drake	5	0	1	1	4
Jyrki Lumme	5	0	1	1	2
Radoslav Suchy	5	0	1	1	0
Mike Sullivan	5	0	1	1	0
Daniel Briere	1	0	0	0	0
J.J. Daigneault	1	0	0	0	0
Juha Ylonen	1	0	0	0	0
Louie DeBrusk	3	0	0	0	0
Greg Adams	5	0	0	0	0
Sean Burke	5	0	0	0	0
Stan Neckar	5	0	0	0	0
Mika Alatalo	5	0	0	0	2
Keith Carney	5	0	0	0	17
Lyle Odelein	5	0	0	0	16

GOALTENDER	GP	MIN	GAA	W-L	SO	GA	SA	SV%
Sean Burke	5	296	3.24	1-4	0	16	167	0.904

2001-02 PHOENIX COYOTES

PLAYER	GP	G	A	PTS	PIM
Shane Doan	**5**	**2**	**2**	**4**	**6**
Daniel Briere	5	2	1	3	2
Mike Johnson	5	1	1	2	6
Sean Burke	5	0	2	2	0
Denis Pederson	5	0	2	2	0
Todd Simpson	5	0	2	2	6
Daymond Langkow	5	1	0	1	0
Radoslav Suchy	5	1	0	1	0
Dan Focht	1	0	1	1	0
Drake Berehowsky	5	0	1	1	4
Branko Radivojevic	1	0	0	0	2
Krystofer Kolanos	2	0	0	0	6
Andrei Nazarov	3	0	0	0	2
Teppo Numminen	4	0	0	0	2
Landon Wilson	4	0	0	0	12
Claude Lemieux	5	0	0	0	2
Brad May	5	0	0	0	0
Brian Savage	5	0	0	0	0
Michal Handzus	5	0	0	0	2
Paul Mara	5	0	0	0	4
Ladislav Nagy	5	0	0	0	21
Ossi Vaananen	5	0	0	0	6

GOALTENDER	GP	MIN	GAA	W-L	SO	GA	SA	SV%
Sean Burke	5	297	2.63	1-4	0	13	133	0.902

ALL-TIME PLAYOFF SCORING BY POINTS

#	PLAYER	GP	G	A	PTS	PIM
1	Dale Hawerchuk	38	16	33	49	39
2	Thomas Steen	56	12	32	44	62
3	Keith Tkachuk	44	19	9	28	100
4	Paul MacLean	35	16	10	26	76
5	Dave Ellett	33	4	16	20	22
6	Jeremy Roenick	18	9	9	18	18
7	Fredrik Olausson	35	4	13	17	12
8	Randy Carlyle	31	3	14	17	51
9	Teppo Numminen	50	8	8	16	20
10	Brian Mullen	26	7	9	16	16
11	Moe Mantha	16	5	10	15	18
12	Laurie Boschman	34	5	10	15	87
13	David Babych	18	4	10	14	35
14	Ron Wilson	23	7	6	13	6
15	Darrin Shannon	31	6	7	13	30
16	Mario Marois	18	2	11	13	35
17	**Shane Doan**	**32**	**6**	**6**	**12**	**34**
18	Andrew McBain	24	5	7	12	39
19	Phil Housley	13	1	11	12	2
20	Doug Smail	41	9	2	11	49
21	Rick Tocchet	13	6	5	11	33
22	Cliff Ronning	13	1	10	11	16
23	Oleg Tverdovsky	25	0	11	11	6
24	Pat Elynuik	14	4	6	10	6
25	Dallas Drake	26	4	6	10	12
26	Ray Neufeld	18	6	3	9	46
27	Craig Janney	19	1	8	9	4
28	Bengt Lundholm	14	3	4	7	14
29	Teemu Selanne	6	4	2	6	2
30	Eddie Olczyk	12	3	3	6	10
31	Bob Corkum	20	3	3	6	12
32	Lucien Deblois	15	3	2	5	15
33	Alexei Zhamnov	12	2	3	5	10
34	Norm Dupont	5	3	1	4	0
35	Brent Ashton	7	3	1	4	2
36	Aaron Broten	7	2	2	4	12
37	Doug Evans	8	2	2	4	12
38	Evgeny Davydov	11	2	2	4	2
39	Robert Picard	11	2	2	4	20
40	Mike Gartner	12	2	2	4	22
41	Stu Barnes	6	1	3	4	2
42	Greg Paslawski	7	1	3	4	0
43	Robert Reichel	7	1	3	4	2
44	Jim Kyte	24	0	4	4	73
45	Willy Lindstrom	4	2	1	3	2
46	Travis Green	5	2	1	3	2
47	Dave Manson	6	2	1	3	30
48	Daniel Briere	6	2	1	3	2
49	Benoit Hogue	5	1	2	3	2
50	Mikael Renberg	5	1	2	3	4
51	Keith Carney	18	1	2	3	31
52	Scott Arniel	18	1	2	3	26
53	Kris King	18	1	2	3	25
54	Tim Watters	28	1	2	3	49
55	Igor Korolev	7	0	3	3	0
56	Iain Duncan	11	0	3	3	6
57	Paul Fenton	7	2	0	2	23
58	Louie DeBrusk	9	2	0	2	6
59	Gilles Hamel	9	2	0	2	2
60	Mark Kumpel	11	2	0	2	6
61	Mike Lalor	11	2	0	2	23
62	Andy Brickley	1	1	1	2	0
63	Trevor Letowski	5	1	1	2	4
64	Mike Johnson	5	1	1	2	6
65	Stephen Leach	7	1	1	2	2
66	Radoslav Suchy	10	1	1	2	0
67	Norm Maciver	12	1	1	2	4
68	Peter Taglianetti	14	1	1	2	20
69	Juha Ylonen	3	0	2	2	2
70	Brian Noonan	5	0	2	2	4
71	Denis Pederson	5	0	2	2	0
72	Todd Simpson	5	0	2	2	6
73	Murray Baron	7	0	2	2	6
74	Morris Lukowich	7	0	2	2	16
75	Paul MacDermid	7	0	2	2	8
76	Deron Quint	7	0	2	2	0
77	Sean Burke	10	0	2	2	0
78	Perry Turnbull	12	0	2	2	47
79	Jyrki Lumme	12	0	2	2	8
80	Gerald Diduck	16	0	2	2	32
81	Bill Derlago	3	1	0	1	0
82	Bryan Maxwell	3	1	0	1	23
83	Randy Gilhen	4	1	0	1	10
84	Chad Kilger	4	1	0	1	0
85	Daymond Langkow	5	1	0	1	0
86	Tie Domi	6	1	0	1	23
87	Luciano Borsato	7	1	0	1	4
88	Greg Adams	8	1	0	1	0
89	Steve Rooney	13	1	0	1	67
90	Mike Stapleton	26	1	0	1	37
91	Tim Young	1	0	1	1	0
92	Dan Focht	1	0	1	1	0
93	Murray Eaves	4	0	1	1	2
94	Drake Berehowsky	5	0	1	1	4
95	Jim Cummins	6	0	1	1	4
96	Gord Donnelly	6	0	1	1	8
97	Mike Eastwood	6	0	1	1	2
98	Craig Muni	6	0	1	1	2
99	Dave Christian	7	0	1	1	2
100	Dave McLlwain	7	0	1	1	2
101	Mike Sullivan	10	0	1	1	2
102	Stan Neckar	11	0	1	1	4
103	Brad Berry	11	0	1	1	14
104	Phil Sykes	11	0	1	1	9
105	Mike Eagles	12	0	1	1	14
106	Jim Nill	14	0	1	1	39
107	Nikolai Khabibulin	24	0	1	1	8
108	Dan Bouchard	1	0	0	0	2
109	Jordy Douglas	1	0	0	0	2
110	Peter Douris	1	0	0	0	0
111	Mark Janssens	1	0	0	0	2
112	Brad Jones	1	0	0	0	0
113	Craig Mills	1	0	0	0	0
114	Russ Romaniuk	1	0	0	0	0

ALL-TIME PLAYOFF SCORING BY POINTS

#	PLAYER	GP	G	A	PTS	PIM
115	Dave Silk	1	0	0	0	2
116	Brad Tiley	1	0	0	0	0
117	Tim Trimper	1	0	0	0	0
118	Mike Veisor	1	0	0	0	0
119	Branko Radivojevic	1	0	0	0	2
120	Kris Draper	2	0	0	0	0
121	John Druce	2	0	0	0	0
122	Tavis Hansen	2	0	0	0	0
123	Mike Hartman	2	0	0	0	2
124	Jocelyn Lemieux	2	0	0	0	4
125	Ed Staniowski	2	0	0	0	0
126	Krystofer Kolanos	2	0	0	0	6
127	Bobby Dollas	3	0	0	0	2
128	Bryan Erickson	3	0	0	0	0
129	Tom Martin	3	0	0	0	2
130	Eldon Reddick	3	0	0	0	0
131	Andrei Nazarov	3	0	0	0	2
132	Iain Fraser	4	0	0	0	0
133	Jimmy Mann	4	0	0	0	7
134	Doug Soetaert	4	0	0	0	0
135	Jimmy Waite	4	0	0	0	0
136	Landon Wilson	4	0	0	0	12
137	Paul Boutilier	5	0	0	0	15
138	Brad Isbister	5	0	0	0	2
139	Michel Petit	5	0	0	0	8
140	Mika Alatalo	5	0	0	0	2
141	Lyle Odelein	5	0	0	0	16
142	Claude Lemieux	5	0	0	0	2
143	Brad May	5	0	0	0	0
144	Brian Savage	5	0	0	0	0
145	Michal Handzus	5	0	0	0	2
146	Paul Mara	5	0	0	0	4
147	Ladislav Nagy	5	0	0	0	21
148	Ossi Vaananen	5	0	0	0	6
149	Wade Campbell	6	0	0	0	9
150	Larry Hopkins	6	0	0	0	2
151	Jim Johnson	6	0	0	0	4
152	Don Spring	6	0	0	0	10
153	J.J. Daigneault	7	0	0	0	8
154	Marc Behrend	7	0	0	0	0
155	Jeff Finley	7	0	0	0	6
156	Jayson More	7	0	0	0	7
157	Troy Murray	7	0	0	0	2
158	Serge Savard	7	0	0	0	4
159	Rick Tabaracci	7	0	0	0	0
160	Dean Kennedy	8	0	0	0	2
161	Shawn Cronin	9	0	0	0	13
162	Jim McKenzie	9	0	0	0	4
163	Bob Essensa	11	0	0	0	2
164	Brian Hayward	11	0	0	0	0
165	Igor Ulanov	11	0	0	0	43
166	Daniel Berthiaume	14	0	0	0	0
167	Stephane Beauregard	40	0	0	0	0

ALL-TIME PLAYOFF GOALTENDING

PLAYER	YEAR	GP	MIN	GAA	W	L	SO	GA	SA	SV%
Nikolai Khabibulin	1995-96 to 1998-99	24	1419	2.75	10	13	1	65	778	0.916
Sean Burke	1999-00 to 2001-02	10	593	2.93	2	8	0	29	300	0.903
Stephane Beauregard	1989-90	4	238	3.03	1	3	0	12	105	0.886
Bob Essensa	1989-90 to 1992-93	11	606	3.47	4	5	0	35	300	0.883
Eldon Reddick	1986-87	3	166	3.61	0	2	0	10	73	0.863
Marc Behrend	1983-84 to 1985-86	7	312	3.65	1	3	0	19	194	0.902
Daniel Berthiaume	1985-86 to 1987-88	14	805	3.73	5	9	0	50	407	0.877
Jimmy Waite	1997-98	4	171	3.86	0	3	0	11	97	0.887
Rick Tabaracci	1991-92	7	387	4.03	3	4	0	26	212	0.877
Brian Hayward	1982-83 to 1985-86	11	537	4.80	2	8	0	43	271	0.841
Doug Soetaert	1981-82 to 1983-84	4	160	4.88	1	2	0	13	91	0.857
Ed Staniowski	1981-82	2	120	6.00	0	2	0	12	42	0.714
Mike Veisor	1983-84	1	40	6.00	0	0	0	4	29	0.862
Dan Bouchard	1985-86	1	40	7.50	0	1	0	5	22	0.773

ALL-TIME CAREER PLAYOFF LEADERS

GAMES PLAYED

1.	Thomas Steen	56
2.	Teppo Numminen	50
3.	Keith Tkachuk	44
4.	Doug Smail	41
5.	Stephane Beauregard	40
6.	Dale Hawerchuk	38
7.	Paul MacLean	35
	Fredrik Olausson	35
9.	Laurie Boschman	34
10.	Dave Ellett	33

GOALS

1.	Keith Tkachuk	19
2.	Dale Hawerchuk	16
	Paul MacLean	16
4.	Thomas Steen	12
5.	Jeremy Roenick	9
	Doug Smail	9
7.	Teppo Numminen	8
8.	Brian Mullen	7
	Ron Wilson	7
10.	3 tied with	6

ASSISTS

1.	Dale Hawerchuk	33
2.	Thomas Steen	32
3.	Dave Ellett	16
4.	Randy Carlyle	14
5.	Fredrik Olausson	13
6.	Mario Marois	11
	Phil Housley	11
	Oleg Tverdovsky	11
9.	5 tied with	10

POINTS

1.	Dale Hawerchuk	49
2.	Thomas Steen	44
3.	Keith Tkachuk	28
4.	Paul MacLean	26
5.	Dave Ellett	20
6.	Jeremy Roenick	18
7.	Fredrik Olausson	17
	Randy Carlyle	17
9.	Teppo Numminen	16
	Brian Mullen	16

PENALTY MINUTES

1.	Keith Tkachuk	100
2.	Laurie Boschman	87
3.	Paul MacLean	76
4.	Jim Kyte	73
5.	Steve Rooney	67
6.	Thomas Steen	62
7.	Randy Carlyle	51
8.	Tim Watters	49
	Doug Smail	49
10.	Perry Turnbull	47

POWER PLAY GOALS

1.	Thomas Steen	7
	Paul Maclean	7
3.	Keith Tkachuk	5
	Dale Hawerchuk	5
5.	Dave Ellett	4
	Teppo Numminen	4
7.	Norm Dupont	3
	Jeremy Roenick	3
	Dave Babych	3
	Rick Tocchet	3

SHORTHANDED GOALS

1.	Dale Hawerchuk	3
2.	Bengt Lundholm	2
	Brian Mullen	2
	Doug Smail	2
	Jeremy Roenick	2
	Thomas Steen	2
7.	Several tied with	1

GAME-WINNING GOALS

1.	Gilles Hamel	2
	Jeremy Roenick	2
	Teemu Selanne	2
	Shane Doan	**2**
5.	Several tied with	1

ALL-TIME CAREER PLAYOFF GOALTENDING LEADERS

GAMES PLAYED

1.	Nikolai Khabibulin	24
2.	Daniel Berthiaume	14
3.	Bob Essensa	11
	Brian Hayward	11
5.	Sean Burke	10

MINUTES PLAYED

1.	Nikolai Khabibulin	1419
2.	Daniel Berthiaume	805
3.	Bob Essensa	606
4.	Sean Burke	593
5.	Brian Hayward	537

WINS

1.	Nikolai Khabibulin	10
2.	Daniel Berthiaume	5
3.	Bob Essensa	4
4.	Rick Tabaracci	3
5.	Brian Hayward	2
	Sean Burke	2

GOALS AGAINST AVERAGE

1.	Nikolai Khabibulin	2.75
2.	Sean Burke	2.93
3.	Stephane Beauregard	3.03
4.	Bob Essensa	3.47
5.	Eldon Reddick	3.64

SAVE PERCENTAGE

1.	Nikolai Khabibulin	.916
2.	Sean Burke	.903
3.	Marc Behrend	.902
4.	Jimmy Waite	.887
5.	Stephane Beauregard	.886

TEAM PLAYOFF RECORDS: SINGLE YEAR

MOST

GAMES:
10 – 1987

WINS:
4 – 1987

WINS, HOME:
2 – 5 times (last 1997)

WINS, ROAD:
2 – 2 times (1987 and 1999)

LOSSES:
6 – 1987

LOSSES, HOME:
3 – 2 times (1987 and 1999)

LOSSES, ROAD:
3 – 7 times (last 2000)

GOALS:
31 – 1987 (22 vs. CGY, 9 vs. EDM)

GOALS AGAINST:
35 – 1985 (13 vs. CGY, 22 vs. EDM)

OVERTIME GAMES:
3 – 1999

OVERTIME WINS:
1 – 4 times (last 1999)

CONSECUTIVE WINS:
3 games – (Apr. 20-24, 1997 and Apr. 24-27, 1999)

TEAM PLAYOFF RECORDS: SERIES

MOST

GOALS:
22 – 1987 (vs. CGY) and 1990 (vs. EDM)

GOALS, 3-GAME SERIES:
9 – 1983 (vs. EDM)

GOALS, 4-GAME SERIES:
15 – 1985 (vs. CGY)

GOALS, 5-GAME SERIES:
17 – 1988 (vs. EDM)

GOALS, 6-GAME SERIES:
22 – 1987 (vs. CGY)

GOALS, 7-GAME SERIES:
22 – 1990 (vs. EDM)

GOALS, BOTH TEAMS:
46 – 1990 (WPG 22 vs. EDM 24) and 1992 (WPG 17 vs. VAN 29)

GOALS, BOTH TEAMS, 3-GAME SERIES:
25 – 1984 (WPG 7 vs. EDM 18)

GOALS, BOTH TEAMS, 4-GAME SERIES:
33 – 1982 (WPG 13 vs. STL 20) and 1985 (WPG 11 vs. EDM 22)

GOALS, BOTH TEAMS, 5-GAME SERIES:
42 – 1988 (WPG 17 vs. EDM 25)

GOALS, BOTH TEAMS, 6-GAME SERIES:
42 – 1998 (PHX 18 vs. DET 24)

GOALS, BOTH TEAMS, 7-GAME SERIES:
46 – 1990 (WPG 22 vs. EDM 24) and 1992 (WPG 17 vs. VAN 29)

POWER PLAY GOALS:
8 – 1987 (vs. CGY)

PENALTY MINUTES:
213 – 1988 (vs. EDM)

SHUTOUTS, BOTH TEAMS:
2 – 1997 (PHX 1 vs. ANA 1)

FEWEST

GOALS, 3-GAME SERIES:
7 – 1984 (vs. EDM)

GOALS, 4-GAME SERIES:
9 – 1987 (vs. EDM)

GOALS, 5-GAME SERIES:
7 – 2002 (vs. SJ)

GOALS, 6-GAME SERIES:
10 – 1996 (vs. DET)

GOALS, 7-GAME SERIES:
16 – 1999 (vs. STL)

GOALS, BOTH TEAMS, 3-GAME SERIES:
23 – 1983 (WPG 9 vs. EDM 14) and 1986 (WPG 8 vs. CGY 15)

GOALS, BOTH TEAMS, 4-GAME SERIES:
26 – 1987 (WPG 9 vs. EDM 17)

GOALS, BOTH TEAMS, 5-GAME SERIES:
20 – 2002 (PHX 7 vs. SJ 13)

GOALS, BOTH TEAMS, 6-GAME SERIES:
30 – 1996 (WPG 10, DET 20)

GOALS, BOTH TEAMS, 7-GAME SERIES:
34 – 1997 (PHX 17 vs. ANA 17)

PENALTY MINUTES:
74 – 1983 (vs. EDM)

TEAM PLAYOFF RECORDS: GAME

MOST

GOALS:
7 – (WPG 7 at EDM 5) – Apr. 4, 1990; (PHX 7 at DET 4) – Apr. 24, 1998

GOALS, BOTH TEAMS:
12 – (WPG 7 at EDM 5) – Apr. 4, 1990

GOALS AGAINST:
9 – (WPG 2 at EDM 9) – Apr. 4, 1984

POWER PLAY GOALS:
4 – vs STL, Apr. 8, 1982

POWER PLAY GOALS AGAINST:
4 – at EDM, Apr. 12, 1988; vs DET, Apr. 23, 1996; and vs DET, May 3, 1998

SHORTHANDED GOALS:
2 – at CGY, Apr. 14, 1985; vs EDM, Apr. 9, 1988; and at DET, Apr. 24, 1998

SHOTS:
41 – at STL, Apr. 11, 1982

SHOTS AGAINST:
54 – at EDM, Apr. 5, 1984

PENALTY MINUTES:
71 – vs. EDM, Apr. 9, 1988

PENALTY MINUTES, BOTH TEAMS:
150 – (WPG 71 vs. EDM 79) – Apr. 9, 1988

LONGEST OVERTIME:
21 minutes, 8 seconds – vs EDM, Apr.10, 1990. (Dave Ellett scored at 1:08 of 2nd overtime)

SHORTEST OVERTIME:
25 seconds – at EDM, Apr.5, 1984. (Randy Gregg scored at 0:25 of 1st overtime)

FEWEST

SHOTS:
13 – vs DET, Apr. 28, 1996

SHOTS AGAINST:
16 – vs EDM, Apr. 8, 1990

TEAM PLAYOFF RECORDS: PERIOD

MOST

GOALS:
4 – (WPG 6 vs CGY 1) – Apr. 16, 1987, 1st period; (WPG 5 at CGY 3) – Apr. 14, 1985, 2nd period; (WPG 5 vs STL 2) – Apr. 8, 1982, 2nd period; and (PHX 7 at DET 4) – Apr. 24, 1998, 2nd period

GOALS AGAINST:
6 – (WPG 4 at EDM 7) – Apr. 6, 1988, 3rd period

POWER PLAY GOALS:
3 – (WPG 5 vs STL 2) -- Apr. 8, 1982. 2nd period

POWER PLAY GOALS AGAINST:
3 – (WPG 1 vs DET 6) – Apr. 23, 1996, 2nd period; and (PHX 2 vs DET 5) – May 3, 1998, 2nd period

SHOTS:
20 – (WPG 4 vs CGY 3) – Apr. 12, 1987, 2nd period

SHOTS AGAINST:
20 – (WPG 4 at EDM 5) – Apr. 5, 1984, 3rd period; and (WPG 3 at DET 1) – Apr. 26, 1996, 3rd period

PENALTY MINUTES:
59 – (WPG 2 at STL 8) – Apr. 11, 1982, 2nd period

PENALTY MINUTES, BOTH TEAMS:
110 – (WPG 59 at STL 51) – Apr. 11, 1982, 2nd period

FEWEST

SHOTS:
2 – vs St. Louis, Apr. 24, 1999, 2nd period

SHOTS AGAINST:
4 – at St. Louis, Apr. 10, 1982, 3rd period; vs Anaheim, Apr. 22, 1997, 1st period; vs Detroit, Apr. 30, 1998, 3rd period; at Colorado, Apr. 21, 2000, 1st period; at San Jose, Apr. 26, 2002, 3rd period

FASTEST

FOUR GOALS:
9 minutes, 12 seconds – at Detroit, Apr. 24, 1998. 2nd period. Scorers: Rick Tocchet, 4:39; Jeremy Roenick, 7:13; Roenick, 13:24, and Keith Tkachuk, 13:51

THREE GOALS:
4 minutes, 45 seconds – at St. Louis, Apr. 25, 1999, 1st period. Scorers: Dallas Drake, 3:46; Keith Tkachuk, 7:19; Louie DeBrusk, 8:31

THREE GOALS, BOTH TEAMS:
27 seconds – at Detroit, Apr. 24, 1998, 2nd period. Scorers: Jeremy Roenick, Phoenix, 13:24; Mathieu Dandenault, Detroit, 13:32; Keith Tkachuk, Phoenix, 13:51

TWO GOALS:
16 seconds – vs Calgary, Apr. 11, 1985, 2nd period. Scorers: Dale Hawerchuk, 0:47; Doug Smail, 1:03

TWO GOALS, BOTH TEAMS:
8 seconds – at Detroit, Apr. 24, 1998, 2nd period. Scorers: Jeremy Roenick, Phoenix, 13:24; Mathieu Dandenault, Detroit, 13:32

INDIVIDUAL PLAYOFF RECORDS: CAREER

MOST

YEARS:
10 – Thomas Steen, 1982 - 1988, 1990, 1992, 1993

CONSECUTIVE YEARS:
7 – Dale Hawerchuk, 1982 - 1988; Thomas Steen, 1982 - 1988; Doug Smail, 1982 - 1988

GAMES:
56 – Thomas Steen

GOALS:
19 – Keith Tkachuk

ASSISTS:
33 – Dale Hawerchuk

POINTS:
49 – Dale Hawerchuk

OVERTIME GOALS:
1 – Four players

THREE-OR-MORE GOAL GAMES:
1 – Teemu Selanne, at Vancouver, Apr. 27, 1993

PENALTY MINUTES:
100 – Keith Tkachuk

GAMES BY A GOALTENDER:
24 – Nikolai Khabibulin

MINUTES BY A GOALTENDER:
1,419 – Nikolai Khabibulin

INDIVIDUAL PLAYOFF RECORDS: SINGLE YEAR

MOST

POINTS:
13 – Dale Hawerchuk, 1987, 5 goals, 8 assists in 10 games

POINTS, DEFENSEMAN:
9 – Dave Babych, 1985, 2 goals and 7 assists in 8 games

POINTS, ROOKIE:
8 – Dale Hawerchuk, 1982, 1 goal and 7 assists in 4 games

GOALS:
6 – Keith Tkachuk, 1997, 7 games; Rick Tocchet, 1998, 6 games

GOALS, DEFENSEMAN:
3 – Teppo Numminen, 1997, 7 games

GOALS, ROOKIE:
4 – Teemu Selanne, 1993, 6 games; Keith Tkachuk, 1993, 6 games

GAME-WINNING GOALS:
2 – Gilles Hamel, 1987, 8 games; Teemu Selanne, 199, 6 games; Jeremy Roenick, 1998, 6 games; Shane Doan, 1999, 7 games

OVERTIME GOALS:
1 – Four players

POWER PLAY GOALS:
3 – Dale Hawerchuk, 1987, 10 games; Rick Tocchet, 1998, 6 games

SHORTHANDED GOALS:
2 – Bengt Lundholm, 1985, 5 games; Jeremy Roenick, 1998, 6 games

THREE-OR-MORE GOAL GAMES:
1 – Teemu Selanne, 1993, 6 games

ASSISTS:
8 – Dale Hawerchuk, 1987, 10 games; Dave Ellett, 1987, 10 games

ASSISTS, DEFENSEMAN:
8 – Dave Ellett, 1987, 10 games

MINUTES PLAYED:
449 – Nikolai Khabibulin, 1999, 7 games

WINS:
4 – Daniel Berthiaume, 1987, 8 games

CONSECUTIVE WINS:
3 – Nikolai Khabibulin, 1997 CQF, vs Anaheim; Nikolai Khabibulin, 1999 CQF, vs St. Louis

LONGEST CONSECUTIVE GOAL-SCORING STREAK:
5 games – Rick Tocchet, vs Detroit, Apr. 22-Apr. 30, 1998, 6 goals

LONGEST CONSECUTIVE POINT-SCORING STREAK:
6 games – Rick Tocchet, vs Detroit, Apr. 22-May 3, 1998, 6 goals, 2 assists, 8 points

INDIVIDUAL PLAYOFF RECORDS: SERIES

MOST

POINTS:
10 – Dale Hawerchuk, 1987 DSF, vs Calgary. 5 goals, 5 assists in 6 games

GOALS:
6 – Keith Tkachuk, 1997 CQF, vs Anaheim, 7 games; Rick Tocchet, 1998 CQF, vs Detroit, 6 games

ASSISTS:
7 – Dale Hawerchuk, 1982 DSF, vs St. Louis, 4 games; Phil Housley, 1993 DSF, vs Vancouver, 6 games; Cliff Ronning, 1997 CQF, vs Anaheim, 7 games; Oleg Tverdovsky, 1998 CQF, vs Detroit, 6 games

GAME-WINNING GOALS:
2 – Gilles Hamel, 1987 DSF, vs Calgary, 4 games; Teemu Selanne, 1993 DSF, vs Vancouver, 6 games; Jeremy Roenick, 1998 CQF, vs Detroit, 6 games; Shane Doan, 1999 CQF, vs St. Louis, 7 games

OVERTIME GOALS:
1 – Four players

POWER PLAY GOALS:
3 – Dale Hawerchuk, 1987 DSF, vs Calgary, 6 games
– Rick Tocchet, 1998 CQF, vs Detroit, 6 games

SHORTHANDED GOALS:
2 – Bengt Lundholm, 1985 DF, vs Edmonton, 4 games; Jeremy Roenick, 1998 CQF, vs Detroit, 6 games

THREE-OR-MORE GOAL GAMES:
1 – Teemu Selanne, 1993 DSF, vs Vancouver, 6 games

PENALTY MINUTES:
39 – Igor Ulanov, 1992 DSF, vs Vancouver, 7 games

GOALS, ROOKIE:
4 – Teemu Selanne, 1993 DSF, vs Vancouver, 6 games; Keith Tkachuk, 1993 DSF, vs Vancouver, 6 games

ASSISTS, ROOKIE:
7 – Dale Hawerchuk, 1982 DSF, vs St. Louis, 4 games

POINTS, ROOKIE:
8 – Dale Hawerchuk, 1982 DSF, vs St. Louis, 4 games

LONGEST

CONSECUTIVE POINT-SCORING STREAK:
6 games – Rick Tocchet, CQF vs Detroit, Apr. 22-May 3, 1998, 6 goals, 2 assists, 8 points

CONSECUTIVE GOAL-SCORING STREAK:
5 games – Rick Tocchet, CQF vs Detroit, Apr. 22-Apr. 30, 1998, 6 goals

CONSECUTIVE ASSIST-SCORING STREAK:
4 games – Dale Hawerchuk, DSF vs St. Louis, Apr. 7-Apr. 11, 1982, 7 assists

INDIVIDUAL PLAYOFF RECORDS: GAME

MOST

POINTS:
4 – Dale Hawerchuk, vs St. Louis, Apr. 8, 1982, 0 goals, 4 assists; Jeremy Roenick, at Detroit, Apr. 24, 1998, 2 goals, 2 assists

GOALS:
3 – Teemu Selanne, vs Vancouver, Apr. 23, 1993

POWER PLAY GOALS:
2 – Paul MacLean, vs St. Louis, Apr. 8, 1982; Moe Mantha, at Edmonton, Apr. 7, 1983; Teemu Selanne, vs Vancouver, Apr. 23, 1993

ASSISTS:
4 – Dale Hawerchuk, vs St. Louis, Apr. 8, 1982

PENALTY MINUTES:
25 – Dave Babych, at St. Louis, Apr. 11, 1982; Igor Ulanov, vs Vancouver, Apr. 22, 1992

SHOTS:
8 – Keith Tkachuk, at Detroit, Apr. 24, 1998

SHOTS FACED BY A GOALTENDER:
54 – Marc Behrend, at Edmonton, Apr. 5, 1984

GOALS AGAINST BY A GOALTENDER:
8 – Ed Staniowski, at St. Louis, Apr. 11, 1982; Rick Tabaracci, vs Vancouver, Apr. 28, 1992

INDIVIDUAL PLAYOFF RECORDS: PERIOD

MOST

POINTS:
3 – Dale Hawerchuk, vs St. Louis, Apr. 8, 1982, 2nd period, 0 goals, 3 assists; Phil Housley, vs Vancouver, Apr. 23, 1993, 1st period, 0 goals, 3 assists; Jeremy Roenick, at Detroit, Apr. 24, 1998, 2nd period, 2 goals, 1 assist; Oleg Tverdovsky, vs Detroit, Apr. 26, 1998, 3rd period, 0 goals, 3 assists

GOALS:
2 – Paul MacLean, at Calgary, Apr. 9, 1987, 2nd period; Dale Hawerchuk, at Edmonton, Apr. 12, 1988, 2nd period; Teemu Selanne, vs Vancouver, Apr. 23, 1993, 1st period; Darrin Shannon, vs Anaheim, Apr. 20, 1997, 1st period; Jeremy Roenick, at Detroit, Apr. 24, 1998, 2nd period

POWER-PLAY GOALS:
2 – Teemu Selanne, vs Vancouver, Apr. 23, 1993, 1st period

ASSISTS:
3 – Dale Hawerchuk, vs St. Louis, Apr. 8, 1982, 2nd period; Phil Housley, vs Vancouver, Apr. 23, 1993, 1st period; Oleg Tverdovsky, vs Detroit, Apr. 26, 1998, 3rd period

PENALTY MINUTES:
25 – Igor Ulanov, vs Vancouver, Apr. 22, 1992, 2nd period

SHOTS FACED BY A GOALTENDER:
20 – Marc Behrend, at Edmonton, Apr. 5, 1984, 3rd period; Nikolai Khabibulin, at Detroit, Apr. 26, 1996, 3rd period

GOALS AGAINST BY A GOALTENDER:
6 – Daniel Berthiaume, at Edmonton, Apr. 6, 1988, 3rd period

FASTEST GOAL FROM START OF A GAME:
53 seconds – Randy Carlyle, vs Edmonton, Apr. 25, 1985

FRANCHISE FIRSTS: PLAYOFFS

FIRST GAME
Home: vs St. Louis, Apr. 7, 1982
Road: at St. Louis, Apr. 10, 1982

FIRST WIN
Home: vs St. Louis (5-2), Apr. 8, 1982
Road: at Calgary (5-3), Apr. 14, 1985

FIRST LOSS
Home: vs St. Louis (4-3), Apr. 7, 1982
Road: at St. Louis (6-3), Apr. 10, 1982

FIRST GOAL
Home: Willy Lindstrom (1:20 of 1st period) vs St. Louis, Apr. 7, 1982
Road: Bengt Lundholm (1:39 of 1st period) at St. Louis, Apr. 10, 1982

FIRST ASSISTS
Home: Thomas Steen (1:20 of 1st period) vs St. Louis, Apr. 7, 1982
Road: Thomas Steen, Willy Lindstrom (1:39 of 1st period) at St. Louis, Apr. 10, 1982

FIRST POWER PLAY GOAL
Home: Paul MacLean (15:35 of 1st period) vs St. Louis, Apr. 8, 1982
Road: Norm Dupont (6:36 of 3rd period) at St. Louis, Apr. 11, 1982

FIRST SHORTHANDED GOAL
Home: Doug Smail (3:53 of 2nd period) vs Edmonton, Apr. 25, 1987
Home: Moe Mantha (4:53 of 2nd period) vs Edmonton, Apr. 5, 1983

FIRST GAME WINNING GOAL
Home: Paul MacLean (10:07 of 2nd period) vs St. Louis, Apr. 8, 1982
Road: Ron Wilson (8:09 of 2nd period) at Calgary, Apr. 14, 1985

FIRST GOAL ALLOWED
Home: Perry Turnbull (against Ed Staniowski at 19:51 of 1st period) vs St. Louis, Apr. 7, 1982
Road: Brian Sutter (against Doug Soetaert at 7:36 of 1st period) at St. Louis, Apr. 10, 1982

FIRST POWER PLAY GOAL ALLOWED
Home: Guy Lapointe (18:02 of 3rd period) vs St. Louis, Apr. 7, 1982
Road: Perry Turnbull (5:36 of 1st period) at St. Louis, Apr. 11, 1982

FIRST SHORTHANDED GOAL ALLOWED
Home: Steve Konroyd (14:38 of 2nd period) vs Calgary, Apr. 10, 1985
Road: Wayne Gretzky (15:58 of 1st period) at Edmonton, Apr. 6, 1983

FIRST WIN BY A GOALTENDER
Home: Doug Soetaert vs St. Louis (5-2), Apr. 8, 1982
Road: Marc Behrend vs Calgary (5 3), Apr. 10, 1985

FIRST LOSS BY A GOALTENDER
Home: Ed Staniowski vs St. Louis (4-3), Apr. 7, 1982
Road: Doug Soetaert vs St. Louis (6-3), Apr. 10, 1982

FIRST SHUTOUT FOR
Home: Nikolai Khabibulin (32 saves) vs Anaheim (2-0), Apr. 22, 1997
Road: None

FIRST SHUTOUT AGAINST
Home: Grant Fuhr (35 saves) vs St. Louis (1-0, OT), May 4, 1999
Road: Rejean Lemelin (33 saves) vs Calgary (4 0), Apr. 13, 1985

FIRST 2-GOAL GAME
Home: Willy Lindstrom vs St. Louis, Apr. 7, 1982
Road: Moe Mantha at Edmonton, Apr. 7, 1983

FIRST HAT TRICK
Home: Teemu Selanne vs Vancouver, Apr. 23, 1993
Road: None

FIRST PENALTY SHOT
Home: None
Road: Mike Johnson at San Jose (against Evgeni Nabokov at 19:45 of 2nd period), Apr. 26, 2002 (scored)

FIRST MINOR PENALTY
Home: Morris Lukowich, high sticking (4:14 of 1st period) vs St. Louis, Apr. 7, 1982
Road: Perry Turnbull, elbowing (2:14 of 1st period) at St. Louis, Apr. 10, 1982

FIRST MAJOR PENALTY
Home: Jimmy Mann, fighting (12:41 of 2nd period) vs St. Louis, Apr. 7, 1982
Road: Dave Babych, fighting (7:47 of 1st period) at St. Louis, Apr. 11, 1982

FIRST MISCONDUCT PENALTY
Home: Bryan Maxwell (12:19 of 2nd period) vs Edmonton, Apr. 9, 1983
Road: Dave Babych (19:30 of 2nd period) vs St. Louis, Apr. 11, 1982

COYOTES FIRSTS: PLAYOFFS

FIRST GAME
Home: vs Anaheim, Apr. 20, 1997
Road: at Anaheim, Apr. 16, 1997

FIRST WIN
Home: vs Anaheim (4-1), Apr. 20, 1997
Road: at Anaheim (5-2), Apr. 24, 1997

FIRST LOSS
Home: vs Anaheim (3-2 OT), Apr. 27, 1997
Road: at Anaheim (4-2), Apr. 16, 1997

FIRST GOAL
Home: Darrin Shannon (1:18 of 1st period) vs Anaheim, Apr. 20, 1997
Road: Jeremy Roenick (3:27 of 2nd period) at Anaheim, Apr. 16, 1997

FIRST ASSISTS
Home: Cliff Ronning, Jeremy Roenick (1:18 of 1st period) vs Anaheim, Apr. 20, 1997
Road: Cliff Ronning, Teppo Numminen (3:27 of 2nd period) at Anaheim, Apr. 16, 1997

FIRST POWER PLAY GOAL
Home: Keith Tkachuk (17:44 of 3rd period) vs Anaheim, Apr. 27, 1997
Road: Keith Tkachuk (16:48 of 2nd period) at Anaheim, Apr. 16, 1997

FIRST SHORTHANDED GOAL
Home: None
Road: Jeremy Roenick (7:13 of 2nd period) at Detroit, Apr. 24, 1998

FIRST GAME WINNING GOAL
Home: Darrin Shannon (8:50 of 1st period) vs Anaheim, Apr. 20, 1997
Road: Teppo Numminen (9:12 of 2nd period) at Anaheim, Apr. 24, 1997

FIRST GOAL ALLOWED
Home: Paul Kariya (18:49 of 1st period) vs Anaheim, Apr. 20, 1997
Road: Teemu Selanne (8:57 of 1st period) at Anaheim, Apr. 16, 1997

FIRST POWER PLAY GOAL ALLOWED
Home: Paul Kariya (18:49 of 1st period) vs Anaheim, Apr. 20, 1997
Road: Teemu Selanne (8:57 of 1st period) at Anaheim, Apr. 16, 1997

FIRST SHORTHANDED GOAL ALLOWED
Home: None
Road: None

FIRST WIN BY A GOALTENDER
Home: Nikolai Khabibulin vs Anaheim (4-1), Apr. 20, 1997
Road: Nikolai Khabibulin at Anaheim (5-2), Apr. 24, 1997

FIRST LOSS BY A GOALTENDER
Home: Nikolai Khabibulin vs Anaheim (3-2 OT), Apr. 27, 1997
Road: Nikolai Khabibulin at Anaheim (4-2), Apr. 16, 1997

FIRST SHUTOUT FOR
Home: Nikolai Khabibulin (32 saves) vs Anaheim (2-0), Apr. 22, 1997
Road: None

FIRST SHUTOUT AGAINST
Home: Grant Fuhr (35 saves) vs St. Louis (1-0 OT), May 4, 1999
Road: Guy Hebert (31 saves) at Anaheim (3-0), Apr. 29, 1997

FIRST 2-GOAL GAME
Home: Darrin Shannon vs Anaheim, Apr. 20, 1997
Road: Keith Tkachuk at Anaheim, Apr. 24, 1997

FIRST HAT TRICK
Home: None
Road: None

FIRST PENALTY SHOT
Home: None
Road: Mike Johnson at San Jose (against Evgeni Nabokov at 19:45 of 2nd period), Apr. 26, 2002 (scored)

FIRST MINOR PENALTY
Home: Jim McKenzie, holding (2:30 of 1st period) vs Anaheim, Apr. 20, 1997
Road: Shane Doan, interference (7:01 of 1st period) at Anaheim, Apr. 16, 1997

FIRST MAJOR PENALTY
Home: Jayson More, fighting (19:39 of 3rd period) vs Anaheim, Apr. 20, 1997
Road: Kris King, fighting (6:57 of 3rd period) at Anaheim, Apr. 18, 1997

FIRST MISCONDUCT PENALTY
Home: Kris King, Mike Stapleton (19:39 of 3rd period) vs Anaheim, Apr. 20, 1997
Road: Cliff Ronning (19:53 of 3rd period) at Anaheim, Apr. 18, 1997

MEDIA

2009-10 NHL DIRECTORY

New York
1185 Avenue of the Americas
New York, NY 10036
212-789-2000
Fax: 212-789-2020
Communications Fax: 212-789-2080

Montréal
1800 McGill College Avenue, Suite 2600
Montréal, Québec, H3A 3J6
514-841-9220
Fax: 514-841-1070

Toronto
50 Bay Street, 11th Floor
Toronto, Ontario, M5J 2X8
416-359-7900
Fax: 416-981-2779
Communications Fax: 416-981-2769

Gary Bettman
Commissioner

Bill Daly
Deputy Commissioner

Executive

Commissioner . . . . . Gary B. Bettman
Deputy Commissioner . . . . . William Daly
Chief Operating Officer . . . . . John Collins
Senior Executive Vice President of Hockey Operations . . . . . Colin Campbell

Communications

Senior Vice President, Public Relations & Media (Toronto) . . . . . Gary Meagher
Senior Vice President, Corporate Communications . . . . . Bernadette Mansur
Group Vice President, Public Relations . . . . . Frank Brown
Vice President, Public Relations & Player Development . . . . . Jamey Horan
Statistician and Information Officer (Toronto) . . . . . Benny Ercolani
Senior Director, News Services . . . . . Greg Inglis
Director, Media Relations . . . . . John Dellapina
Director, Public Relations (Toronto) . . . . . Julie Young
Senior Publicist, Corporate Communications . . . . . Kerry McGovern
Senior Manager, Public Relations (Toronto) . . . . . David Keon
Manager, Public Relations . . . . . Schuyler Baehman
Manager, Public Relations (Toronto) . . . . . Jennifer Raimondi
Assistant, Public Relations . . . . . Celeste Velasco

2009-10 CRITICAL DATES

September

5 Opening Day of Rookie Camp
12 Opening Day of NHL Training Camps
14 Pre-season schedule begins
14 Kraft Hockeyville Game – NY Islanders vs. Vancouver Canucks (Terrace, B.C.)
28 Victoria Cup – Chicago Blackhawks vs. HC Davos (Zurich, Switzerland)
28 NHL Premiere Challenge (pre-season) Florida Panthers vs. Tappara Tampere (Tampere, Finland)
29 Victoria Cup – Chicago Blackhawks vs. Zurich Lions (Zurich, Switzerland)
29 NHL Premiere Challenge (pre-season) – St. Louis Blues vs. Linkoping (Linkoping, Sweden)
30 NHL Premiere Challenge (pre-season) – Detroit Red Wings vs. Farjestad (Karlstad, Sweden)
30 NHL Premiere Challenge (pre-season) – Florida Panthers vs. Jokerit (Helsinki, Finland)
30 Opening Day Playing Rosters set (3:00 p.m. ET)

October

1 Hockey Fights Cancer Awareness Month
1 Opening Night – 92nd NHL Regular Season begins
1 San Jose @ Colorado – Joe Sakic's number #19 retired
2 NY Rangers at Pittsburgh (Stanley Cup Banner raised)
2 NHL Premiere – Chicago Blackhawks vs. Florida Panthers (Helsinki, Finland)
2 NHL Premiere – Detroit Red Wings vs. St. Louis Blues (Stockholm, Sweden)
3 NHL Premiere – Chicago Blackhawks vs. Florida Panthers (Helsinki, Finland)
3 NHL Premiere – Detroit Red Wings vs. St. Louis Blues (Stockholm, Sweden)
3 All 30 teams in action
24 All 30 teams in action

November

4-7 U20 4 Nations Cup
7 Hockey Hall of Fame Game (Detroit Red Wings at Toronto Maple Leafs)
8 Hockey Hall of Fame Legends Game (Canada vs. World)
9 Hockey Hall of Fame Induction Ceremony (Toronto, ON)
Inductees: Brett Hull, Brian Leetch, Luc Robitaille, Steve Yzerman (Player category); Lou Lamoriello (Builder category)

December

1 Signing deadline for Group 2 free agents
19-27 Holiday Roster Freeze in effect. For all players on an NHL active roster, injured reserve, or players with non-roster and injured non-roster status as of midnight, local time, December 19, a roster freeze shall apply through midnight local time December 27, with respect to waivers, trades and loans, subject to the exceptions provided for in CBA Article 16.10.
24-25 No scheduled practices – dressing rooms closed
26-Jan. 5 IIHF World U20 Championship (Saskatoon & Regina, Canada)

January

1 2010 Bridgestone NHL Winter Classic – Philadelphia at Boston (Fenway Park, Boston)
17 NHL on NBC (game of the week coverage begins)
29-31 Hockey Weekend Across America (USA Hockey)
30 CBC's Hockey Day in Canada (Host: Stratford, ON)
Montreal at Ottawa, Vancouver at Toronto, Edmonton at Calgary

February

1 Hockey is for Everyone Month
14 Last NHL games before Olympic break
15-23 2010 Winter Olympic Break: No scheduled practices – dressing rooms closed
16 Olympic Hockey tournament begins (Vancouver, Canada)
22 30th Anniversary of 'Miracle on Ice' game (1980)
26 Olympic Bronze medal game
28 Olympic Gold medal game

March

1 NHL Regular season resumes after Olympic break
3 Trade deadline (3:00 p.m. ET)

April

8-10 NCAA Frozen Four (Ford Field, Detroit)
11 Last day of 2009-2010 regular season
13-23 IIHF U18 World Championship (Mogilev & Bobruisk, Belarus)
14 Stanley Cup Playoffs begin

May

1-9 2010 Royal Bank Cup (Dauphin, MB)
7-23 IIHF World Championship (Mannheim & Gelsenkirchen, Germany)
14-23 2010 Mastercard Memorial Cup (Brandon, MB)
24-29 NHL Combine (Toronto, ON)

June

18 Last possible day for 2009 Stanley Cup Final
TBA Deadline for first club-elected salary arbitration (later of June 15 or 48 hours after the conclusion of the Stanley Cup Final, 5:00 p.m. ET)
TBA 2010 NHL Awards (Las Vegas, Nevada)
TBA NHL Entry Draft (Location: TBA)

July

1 Free Agency period begins
5 Deadline for player-elected salary arbitration notification (5:00 p.m. ET)
6 Deadline for club-elected salary arbitration notification (5:00 p.m. ET)
20-Aug. 4 Salary arbitration hearings held

August

6 Deadline for salary arbitration decisions to be rendered

NHL TROPHIES AND AWARDS

HART MEMORIAL TROPHY An annual award to "the player adjudged to be the most valuable to his team." Winner selected in a poll by the Professional Hockey Writers' Association at the end of the regular season schedule.

2009 Winner: Alex Ovechkin, Washington Capitals

ART ROSS TROPHY An annual award "to the player who leads the league in scoring points at the end of the regular season."

2009 Winner: Evgeni Malkin, Pittsburgh Penguins

MAURICE "ROCKET" RICHARD TROPHY An annual award "to the player who leads the league in goals scored at the end of the regular season."

2009 Winner: Alex Ovechkin, Washington Capitals

CALDER MEMORIAL TROPHY An annual award "to the player selected as the most proficient in his first year of competition in the National Hockey League." Winner selected in a poll by the Professional Hockey Writers' Association at the end of the regular season schedule.

2009 Winner: Steve Mason, Columbus Blue Jackets

JAMES NORRIS MEMORIAL TROPHY An annual award "to the defense player who demonstrates throughout the season the greatest all-around ability in the position." Winner selected in a poll by the Professional Hockey Writers' Association at the end of the regular season schedule.

2009 Winner: Zdeno Chara, Boston Bruins

VEZINA TROPHY An annual award "to the goalkeeper adjudged to be the best at his position, as voted by the general managers of each of the 30 clubs."

2009 Winner: Tim Thomas, Boston Bruins

LADY BYNG MEMORIAL TROPHY An annual award "to the player adjudged to have exhibited the best type of sportsmanship and gentlemanly conduct combined with a high standard of playing ability." Winner selected in a poll by the Professional Hockey Writers' Association at the end of the regular season schedule.

2009 Winner: Pavel Datsyuk, Detroit Red Wings

FRANK J. SELKE TROPHY An annual award "to the forward who best excels in the defensive aspects of the game." Winner selected in a poll by the Professional Hockey Writers' Association at the end of the regular season schedule.

2009 Winner: Pavel Datsyuk, Detroit Red Wings

CONN SMYTHE TROPHY An annual award "to the most valuable player for his team in the playoffs." Winner selected in a poll by the Professional Hockey Writers' Association at the conclusion of the final game of the Stanley Cup Finals.

2009 Winner: Evgeni Malkin, Pittsburgh Penguins

WILLIAM M. JENNINGS TROPHY An annual award 'to the goalkeeper(s) having played a minimum of 25 games for the team with the fewest goals scored against it." Winners selected on regular season play.

2009 Winner: Tim Thomas/Manny Fernandez, Boston Bruins

JACK ADAMS AWARD An annual award presented by the National Hockey League Broadcasters' Association to "the NHL coach adjudged to have contributed the most to his team's success." Winner selected by poll among members of the NHL Broadcasters' Association at the end of the regular season.

2009 Winner: Claude Julien, Boston Bruins

BILL MASTERTON TROPHY An annual award under the trusteeship of the Professional Hockey Writers' Association to "the National Hockey League player who best exemplifies the qualities of perseverance, sportsmanship, and dedication to hockey." Winner selected by poll among the 26 chapters of the PHWA at the end of the regular season.

2009 Winner: Steve Sullivan, Nashville Predators

LESTER PATRICK TROPHY An annual award "for outstanding service to hockey in the United States." Eligible recipients are players, officials, coaches, executives, and referees. Winner selected by an award committee consisting of the Commissioner of the NHL, an NHL Governor, a representative of the New York Rangers, a member of the Hockey Hall of Fame Builder's section, a member of the Hockey Hall of Fame Player's section, a member of the U.S. Hockey Hall of Fame, a member of the NHL Broadcasters' Association, and a member of the Professional Hockey Writers' Association. Each (except the NHL Commissioner) is rotated annually.

2009 Winners: Brian Burke, Phil Housley, Ted Lindsay, Bob Naegele

LESTER B. PEARSON AWARD An annual award presented to the NHL's outstanding player as selected by the members of the National Hockey League Players' Association.

2009 Winner: Alex Ovechkin, Washington Capitals

KING CLANCY MEMORIAL TROPHY An annual award "to the player who best exemplifies leadership qualities on and off the ice and has made a noteworthy humanitarian contribution in his community."

2009 Winner: Ethan Moreau, Edmonton Oilers

PRESIDENTS' TROPHY An annual award to the club finishing the regular season with the best overall record.

2009 Winner: San Jose Sharks

2009-10 NHL ALIGNMENT

PACIFIC DIVISION

ANAHEIM DUCKS
Honda Center
2695 Katella Ave.
Anaheim, CA 92806
(714) 940-2900
G.M.: Bob Murray
Coach: Randy Carlyle
P.R.: Alex Gilchrist, Steve Hoem, Lauren O'Gorman

DALLAS STARS
Dr. Pepper StarCenter
2601 Avenue of the Stars
Frisco, TX 75034
(214) 387-5500
G.M.: Joe Nieuwendyk
Coach: Marc Crawford
P.R.: Rob Scichili, Jason Rademan, Graham Clark

LOS ANGELES KINGS
Toyota Sports Center
555 N. Nash St.
El Segundo, CA 90245
(310) 535-4500
G.M.: Dean Lombardi
Coach: Terry Murray
P.R.: Mike Altieri, Jeff Moeller, Mike Kalinowski, Jeremy Zager

PHOENIX COYOTES
Jobing.com Arena
6751 N. Sunset Blvd #200
Glendale, AZ 85305
(623) 772-3200
G.M.: Don Maloney
Coach: Wayne Gretzky
P.R.: Sergey Kocharov, Rob Crean

SAN JOSE SHARKS
HP Pavilion at San Jose
525 West Santa Clara St.
San Jose, CA 95113
(408) 287-7070
G.M.: Doug Wilson
Coach: Todd McLellan
P.R.: Ken Arnold, Scott Emmert, Tom Holy, Ryan Stenn

NORTHWEST DIVISION

CALGARY FLAMES
Pengrowth Saddledome
P.O. Box 1540, Station M
Calgary, AB T2P 3B9
(403) 777-4636
G.M.: Darryl Sutter
Coach: Brent Sutter
P.R.: Peter Hanlon, Sean Kelso

COLORADO AVALANCHE
Pepsi Center
1000 Chopper Place
Denver, CO 80204
(303) 405-1100
G.M.: Greg Sherman
Coach: Joe Sacco
P.R.: Jean Martineau, Brendan McNicholas, Craig Stancher

EDMONTON OILERS
11230 110th Street
Edmonton, AB T5G 3H7
(780) 414-4000
G.M.: Steve Tambellini
Coach: Pat Quinn
P.R.: J.J. Hebert, Rob Thomas

MINNESOTA WILD
317 Washington St.
St. Paul, MN 55102
(651) 602-6000
G.M.: Chuck Fletcher
Coach: Todd Richards
P.R.: Bill Robertson, Aaron Sickman, Ryan Stanzel

VANCOUVER CANUCKS
General Motors Place
800 Griffiths Way
Vancouver, BC V6B 6G1
(604) 899-4600
G.M.: Mike Gillis
Coach: Alain Vigneault
P.R.: T.C. Carling, Ben Brown, Stephanie Maniago

CENTRAL DIVISION

CHICAGO BLACKHAWKS
United Center
1901 W. Madison St.
Chicago, IL 60612
(312) 455-7000
G.M.: Stan Bowman
Coach: Joel Quenneville
P.R.: Brandon Faber, Adam Rogowin, Paul Kennedy

COLUMBUS BLUE JACKETS
Nationwide Arena
200 W. Nationwide Blvd.
Columbus, OH 43215
(614) 246-4625
G.M.: Scott Howson
Coach: Ken Hitchcock
P.R.: Todd Sharrock, Karen Davis, Ryan Holtmann

DETROIT RED WINGS
Joe Louis Arena
600 Civic Center Drive
Detroit, MI 48226
(313) 396-7000
G.M.: Ken Holland
Coach: Mike Babcock
P.R.: John Hahn, Todd Beam, Lisa Hickok

NASHVILLE PREDATORS
Sommet Center
501 Broadway
Nashville, TN 37203
(615) 770-2300
G.M.: David Poile
Coach: Barry Trotz
PR: Tim Darling, Kevin Wilson

ST. LOUIS BLUES
Scottrade Center
1401 Clark Ave.
St. Louis, MO 63103
(314) 622-2500
G.M.: Larry Pleau
Coach: Andy Murray
P.R.: Mike Caruso, Rich Jankowski

2009-10 NHL ALIGNMENT

NORTHEAST DIVISION

BOSTON BRUINS
TD Garden
100 Legends Way
Boston, MA 02114
(617) 624-1900
G.M.: Peter Chiarelli
Coach: Claude Julien
P.R.: Matthew Chmura, Heidi Holland, Eric Tosi

BUFFALO SABRES
HSBC Arena
One Seymour H. Knox III Plaza
Buffalo, NY 14203
(716) 855-4100
G.M.: Darcy Regier
Coach: Lindy Ruff
P.R.: Michael Gilbert, Chris Bandura, Kevin Snow

MONTREAL CANADIENS
Bell Centre
1260 de La Gauchetiere Street West
Montreal, QC H3B 5E8
(514) 932-2582
G.M.: Bob Gainey
Coach: Jacques Martin
P.R.: Donald Beauchamp, Dominick Saillant, Francois Marchand

OTTAWA SENATORS
Scotiabank Place
1000 Palladium Drive
Ottawa, ON K2V 1A5
(613) 599-0250
G.M.: Bryan Murray
Coach: Cory Clouston
P.R.: Phil Legault, Brian Morris, Chris Moore, Amanda Nigh

TORONTO MAPLE LEAFS
Air Canada Centre
40 Bay St., Suite 400
Toronto, ON M5J 2X2
(416) 815-5700
G.M.: Brian Burke
Coach: Ron Wilson
P.R.: Pat Park, Craig Downey, Aaron Gogishvili

ATLANTIC DIVISION

NEW JERSEY DEVILS
Prudential Center
165 Mulberry St.
Newark, NJ 07102
(973) 757-6100
G.M.: Lou Lamoriello
Coach: Jacques Lemaire
P.R.: Mike Levine, Jeff Altstadter, Pete Albietz, Eric Marin, Daniel Beam

NEW YORK ISLANDERS
1535 Old Country Road
Plainview, NY 11803
(516) 501-6700
G.M.: Garth Snow
Coach: Scott Gordon
P.R.: Seth Sylvan, Kimber Auerbach

NEW YORK RANGERS
Madison Square Garden
Two Pennsylvania Plaza, 14th Floor
New York, NY 10121
(212) 465-6486
G.M.: Glen Sather
Coach: John Tortorella
P.R.: John Rosasco, Brendan McIntyre, Lauren Buchman, Dino Ticinelli

PHILADELPHIA FLYERS
Wachovia Center
3601 South Broad St.
Philadelphia, PA 19148
(215) 465-4500
G.M.: Paul Holmgren
Coach: John Stevens
P.R.: Zack Hill, Joe Siville, Brian Smith

PITTSBURGH PENGUINS
Mellon Arena
66 Mario Lemieux Place
Pittsburgh, PA 15219
(412) 642-1300
G.M.: Ray Shero
Coach: Dan Bylsma
P.R.: Tom McMillan, Frank Buonomo, Jennifer Bullano, Erik Heasley

SOUTHEAST DIVISION

ATLANTA THRASHERS
Centennial Tower
101 Marietta St., NW, Suite 1900
Atlanta, GA 30303
(404) 878-3800
G.M.: Don Waddell
Coach: John Anderson
P.R.: Rob Koch, Brian Potter, Rob Tillotson

CAROLINA HURRICANES
RBC Center
1400 Edwards Mill Rd.
Raleigh, NC 27607
(919) 467-7825
G.M.: Jim Rutherford
Coach: Paul Maurice
P.R.: Mike Sundheim, Kyle Hanlin

FLORIDA PANTHERS
BankAtlantic Center
One Panther Parkway
Sunrise, FL 33323
(954) 835-7000
G.M.: Randy Sexton (asst.)
Coach: Peter DeBoer
P.R.: Justin Copertino, Matt Sacco

TAMPA BAY LIGHTNING
St. Pete Times Forum
401 Channelside Drive
Tampa, FL 33602
(813) 301-6500
G.M.: Brian Lawton
Coach: Rick Tocchett
P.R.: Bill Wickett, Brian Breseman

WASHINGTON CAPITALS
Kettler Capitals Iceplex
627 N. Glebe Rd., Suite 850
Arlington, VA 22203
(202) 266-2200
G.M.: George McPhee
Coach: Bruce Boudreau
P.R.: Kurt Kehl, Nate Ewell, Paul Rovnak, Kelly Murray

STANLEY CUP CHAMPIONS

SEASON	WINNING TEAM
2008-09	Pittsburgh Penguins
2007-08	Detroit Red Wings
2006-07	Anaheim Ducks
2005-06	Carolina Hurricanes
2003-04	Tampa Bay Lightning
2002-03	New Jersey Devils
2001-02	Detroit Red Wings
2000-01	Colorado Avalanche
1999-00	New Jersey Devils
1998-99	Dallas Stars
1997-98	Detroit Red Wings
1996-97	Detroit Red Wings
1995-96	Colorado Avalanche
1994-95	New Jersey Devils
1993-94	New York Rangers
1992-93	Montreal Canadiens
1991-92	Pittsburgh Penguins
1990-91	Pittsburgh Penguins
1989-90	Edmonton Oilers
1988-89	Calgary Flames
1987-88	Edmonton Oilers
1986-87	Edmonton Oilers
1985-86	Montreal Canadiens
1984-85	Edmonton Oilers
1983-84	Edmonton Oilers
1982-83	New York Islanders
1981-82	New York Islanders
1980-81	New York Islanders
1979-80	New York Islanders
1978-79	Montreal Canadiens
1977-78	Montreal Canadiens
1976-77	Montreal Canadiens
1975-76	Montreal Canadiens
1974-75	Philadelphia Flyers
1973-74	Philadelphia Flyers
1972-73	Montreal Canadiens
1971-72	Boston Bruins
1970-71	Montreal Canadiens
1969-70	Boston Bruins
1968-69	Montreal Canadiens
1967-68	Montreal Canadiens
1966-67	Toronto Maple Leafs
1965-66	Montreal Canadiens
1964-65	Montreal Canadiens
1963-64	Toronto Maple Leafs
1962-63	Toronto Maple Leafs

SEASON	WINNING TEAM
1961-62	Toronto Maple Leafs
1960-61	Chicago Blackhawks
1959-60	Montreal Canadiens
1958-59	Montreal Canadiens
1957-58	Montreal Canadiens
1956-57	Montreal Canadiens
1955-56	Montreal Canadiens
1954-55	Detroit Red Wings
1953-54	Detroit Red Wings
1952-53	Montreal Canadiens
1951-52	Detroit Red Wings
1950-51	Toronto Maple Leafs
1949-50	Detroit Red Wings
1948-49	Toronto Maple Leafs
1947-48	Toronto Maple Leafs
1946-47	Toronto Maple Leafs
1945-46	Montreal Canadiens
1944-45	Toronto Maple Leafs
1943-44	Montreal Canadiens
1942-43	Detroit Red Wings
1941-42	Toronto Maple Leafs
1940-41	Boston Bruins
1939-40	New York Rangers
1938-39	Boston Bruins
1937-38	Chicago Blackhawks
1936-37	Detroit Red Wings
1935-36	Detroit Red Wings
1934-35	Montreal Maroons
1933-34	Chicago Blackhawks
1932-33	New York Rangers
1931-32	Toronto Maple Leafs
1930-31	Montreal Canadiens
1929-30	Montreal Canadiens
1928-29	Boston Bruins
1927-28	New York Rangers
1926-27	Ottawa Senators
1925-26	Montreal Maroons
1924-25	Victoria Cougars
1923-24	Montreal Canadiens
1922-23	Ottawa Senators
1921-22	Toronto St. Pats
1920-21	Ottawa Senators
1919-20	Ottawa Senators
*1918-19	No Decision
1917-18	Toronto Arenas

* The 1919 Final between the Seattle Metropolitans and Montreal Canadiens was cancelled due to an influenza epidemic.

HOCKEY OPERATIONS

ORDER OF SELECTION FOR 2010 ENTRY DRAFT

The NHL's annual Draft Drawing is a weighted lottery system to determine the order of selection for the first 14 picks of the 2010 Entry Draft.

The 14 teams that did not qualify for the Stanley Cup Playoffs, or clubs that acquired those clubs' 2010 first-round draft picks, participate in the Drawing.

The Club selected in the drawing may not move up more than four positions in the draft order, thus only the five Clubs with the fewest regular-season points have the opportunity to receive the first overall selection.

No Club can move down more than one position as a result of the Draft Drawing.

In the first round of the 2010 Entry Draft, the order of selection is as follows:

a) The first 14 selections, as determined by the Draft Drawing (see above);
b) Clubs eliminated in the first two rounds of the 2010 Stanley Cup Playoffs, regular-season division winners excluded, in inverse order of points;
c) Regular-season division winning clubs eliminated in the first two rounds of the 2010 Stanley Cup Playoffs, in inverse order of points;
d) Clubs eliminated in the 2010 Conference Finals, in inverse order of points;
e) Stanley Cup finalist
f) Stanley Cup champion

In the second and subsequent rounds the order of selection is as follows:

a) Non-playoff clubs in inverse order of points;
b) Clubs eliminated in the first two rounds of the 2010 Stanley Cup Playoffs, regular-season division winners excluded, in inverse order of points;
c) Regular-season division winning clubs eliminated in the first two rounds of the 2010 Stanley Cup Playoffs, in inverse order of points;
d) Clubs eliminated in the 2010 Conference Finals, in inverse order of points;
e) Stanley Cup finalist
f) Stanley Cup champion

ELIGIBILITY FOR CLAIM

a) All Players age 18 or older are eligible for claim in the Entry Draft, except:
   i. a Player on the Reserve List of a Club, other than as a try-out;
   ii. a Player who has been claimed in two prior Entry Drafts;
   iii. a Player who previously played in the League and became a Free Agent pursuant to this Agreement;
   iv. a Player age 21 or older who: (A) has not been selected in a previous Entry Draft and (B) played hockey for at least one season in North America when he was age 18, 19, or 20 and shall be eligible to enter the League as an Unrestricted Free Agent pursuant to Article 10.1(d); and 18
   v. a Player age 22 or older who has not been selected in a previous Entry Draft and shall be eligible to enter the League as an Unrestricted Free Agent pursuant to Article 10.1(d).

UNSIGNED DRAFT CHOICES

a) A player aged 18 or 19 who was selected in the first three rounds of the Entry Draft and who was not signed by his NHL Club may not be retained by the Club and must be returned to his junior Club no later than the day prior to the opening of the NHL regular season.
b) A player aged 18 or 19 who was selected in the fourth or subsequent rounds who has not been signed by his NHL Club may not be retained by his Club and must be returned to his junior Club no later than the fourth day prior to the opening of the NHL regular season.

ENTRY LEVEL PLAYERS

1. Players 18 through 21 years of age when signing their first contract must remain in the entry-level system for a period of three years; players age 22 and 23 when signing their first contract are in the entry level system for two years; while those age 24 when signing their first contract are in the entry level system for one year. Age is defined as the player's age on September 15 of the calendar year in which he signs the contract, regardless of his actual age on the date he signs such contract.
2. In the event that a signed 18 or 19-year-old player does not play a minimum of 10 NHL games (regular season and/or playoffs) in his first season under contract, the term of his player contract and his number of years in the entry level system will be extended for a period of one year. The exception to this is a 19-year-old player who turns 20 years of age between September 16 and December 31 in his first contract year.
3. In the event that a player signs his first contract at age 18 and has had his Player Contract extended for one season already, and such player does not play at least 10 NHL games (regular season and/or playoffs) in the second season under that player's Player Contract, then the term of his Player Contract and his number of years in the Entry Level System shall be extended for one additional year.

23-MAN ROSTER

There may be a maximum of 23 players on each Club's playing roster at any one time from the commencement of the NHL regular season through the trade deadline. Prior to the start of the season, each Club must submit to the NHL its "Opening Day Playing Roster" which shall be comprised of not more than 23 players. Each Club must have a roster of at least 20 players, composed of 18 skaters and two goaltenders. Players on Injured Reserve do not count in the 23-Man Roster limit.

HOCKEY OPERATIONS

INJURED RESERVE LIST

In the event that a player is injured and a Club wishes to place him on the Injured Reserve List, the Club must follow these procedures.

1. A Club may place a player on the injured reserve list if such player is injured, disabled or ill and unable to perform his duties as a hockey player after having passed the Club's initial physical examination in that season.
2. A player who has an injury that renders him physically unable to play for a minimum of seven days after that date of the injury can be placed on the Club's Injured Reserve List. Once a player is placed on the injured reserve, the Club may replace said player on its NHL roster with another player. All determinations that a player has suffered an injury warranting injured reserve status must be made by the Club's medical staff and in accordance with the Club's medical standards.
3. A player placed on Injured Reserve is ineligible to compete in NHL games for a period of not less than seven days from the date of injury.
4. Players on Injured Reserve may attend Club meetings and meals, travel with the Club and participate in practice sessions.
5. Players on Injured Reserve are prohibited from appearing in games, participating in pre-game warm-ups with their Clubs, or dressing in game uniforms on game days.

REGULAR SEASON WAIVERS

For purposes of Regular Waivers and Re-Entry Waivers, the five (5) year exemption for an 18 year old skater and the four (4) year exemption for a 19 year old skater shall both be reduced to three (3) years commencing the first season that the 18 or 19 year old skater plays in eleven (11) NHL Games or more. The next two (2) seasons, regardless of whether the skater plays any NHL Games in either season, shall count as the second and third years toward satisfying the exemption. For purposes of Regular Waivers and Re-Entry Waivers, the six (6) year exemption for an 18 year old goalie and the five (5) year exemption for a 19 year old goalie shall both be reduced to four (4) years commencing the first season that the 18 or 19 year old goalie plays in eleven (11) NHL Games or more. The next three (3) seasons, regardless of whether the goalie plays any NHL Games in any of those three (3) seasons, shall count as the next three (3) years toward satisfying the exemption.

The first season in which a Player who is age 20 or older plays in one (1) or more Professional Games shall constitute the first year for calculating the number of years he is exempt from Regular Waivers and Re-Entry Waivers.

A Player 25 years old or older who plays in one (1) or more Professional Games in any season shall be exempt from Regular Waivers and Re-Entry Waivers for the remainder of that season.

TIE-BREAKING PROCEDURES

At the conclusion of the regular season, the standing of the teams in each Conference shall be determined in accordance with the following priorities in the order listed:

a) First place in each of the three (3) divisions seeded 1, 2, and 3.
b) The higher number of points earned by the Club.
c) The greater number of games won by the Club.
d) The higher number of points earned in games against each other among two (2) or more Clubs having equal standing under priority (b) and (c) **
e) The greater differential between goals scored for and against by Clubs having equal standing under priority (d).

** NOTE: For the purpose of determining standing under priority (d) for two or more tied Clubs that have not played an even number of games with one or more of the other tied Clubs, the first game played in the city that has the extra game (the "odd game") shall not be included. When more than two Clubs are tied, the percentage of available points earned in games among each other (and not including any "odd games") shall be used to determine standing.

HOCKEY OPERATIONS CRITICAL DATES

Sept. 27	18 and 19 year old unsigned draft choices claimed in fourth or subsequent rounds of the NHL Entry Draft and unclaimed unsigned players must be returned to their Junior clubs
Sept. 30	Opening Day Playing Rosters set (3:00 p.m. ET)
Sept. 30	18 and 19 year old unsigned draft choices claimed in the first three (3) rounds of the NHL Entry Draft must be returned to their Junior clubs
Dec. 1	Signing deadline for Group 2 free agents (5:00 p.m. ET)
Dec. 19-27	Holiday Roster Freeze in effect. For all players on an NHL active roster, injured reserve, or players with non-roster and injured non-roster status as of midnight, local time, December 19, a roster freeze shall apply through midnight local time December 27, with respect to waivers, trades and loans, subject to the exceptions provided for in CBA Article 16.10.
Dec. 24-25	No scheduled practices - dressing rooms closed
Feb. 15-23	Olympic Break - No scheduled practices or mandatory team events – dressing rooms closed
March 3	Trade deadline (3:00 p.m. ET)
June 1	Deadline for making Bona Fide Offers to prior year's NHL Entry Draft picks (5:00 p.m. ET)
TBA	Deadline for first club-elected salary arbitration (later of June 15 or 48 hours after the conclusion of the Stanley Cup Final, 5:00 p.m. ET)
July 1	Free Agency period begins
July 5	Deadline for player-elected salary arbitration (5:00 p.m. ET)
July 6	Deadline for club-elected salary arbitration (5:00 p.m. ET)
July 15	Qualifying offers expire automatically (5:00 pm. ET)
July 20-Aug.4	Salary arbitration hearings held
Aug. 6	Deadline for salary arbitration decisions to be rendered

HOCKEY TERMS

Backchecking
Forwards in the attacking zone skate back to their own end to protect their own net and prevent opponent's shots on goal.

Boarding
An excessively violent board check against an opponent.

Body Check
The legal use of the body (most often the hip or shoulder) to knock an opponent off the puck.

Breakaway
A clear scoring opportunity where no defensive player is between the puck carrier and the goaltender.

Breakout
Beginning an offensive rush by passing the puck out of the defensive zone up into the neutral ice zone.

Butt-Ending
Use of the shaft end of the stick in a jabbing motion to hit an opponent.

Charging
Taking more than three skating strides prior to checking an opponent.

Cross-Checking
Hitting an opponent with both hands on the stick and no part of the stick on the ice.

Delay of Game
When any player, while in his defending zone, shoots the puck directly (non-deflected) out of the playing surface, except where there is no glass, a penalty will be assessed for delaying the game. When the puck is shot into the players' bench, the penalty will not apply. When the puck is shot over the glass behind the players' bench, the penalty will be assessed.

Diving
A minor penalty may be assessed for any player who "dives" or embellishes a fall or reaction to draw a penalty.

Drop Pass
A pass in which the player carrying the puck leaves it behind for a trailing teammate.

Face-Off
The act of dropping the puck between opposing players to begin play.

Five-Hole
The area where a shooter would attempt to score between a goalie's pads.

Freezing the puck
Pinning the puck against the boards with either the stick or the skates.

Game Misconduct
A penalty that disqualifies a player for the remainder of the game.

Goal Crease
The blue semicircular area in front of each goal designed to protect goalies from interference by attacking players.

Hat Trick
Three goals in a single game by a single player. If a player scores three consecutive goals in a game it is known as a "natural hat trick."

Head Manning
A forward pass made to an attacking teammate farther up the ice.

Icing
Shooting the puck from behind the red line (center ice) beyond the opponent's goal line. After an icing call, a face-off is held in the offender's zone. Icing is legal when a team is shorthanded, when the puck passes through the goal crease, if the goalie plays the puck, if a defensive player could have played the puck, or if an attacking player touches the puck first. A team that ices the puck will not be permitted to make any player substitutions prior to the ensuing face-off. The determination of players on-ice will be made when the puck leaves the offending player's stick.

Interference
Illegal body contact with an opponent who is not in possession of the puck, or knocking an opponent's fallen stick out of his reach.

Major Penalty
A five-minute penalty called for fighting or flagrant minor infractions, such as high-sticking, butt-ending, or elbowing.

Man Advantage
A team with one or more players on the ice than the opposing team.

Minor Penalty
A two-minute penalty called for a variety of infractions, including holding, interference, cross- checking, delay of game, and too many men on the ice.

Misconduct Penalty
A ten-minute penalty called against an individual. Substitutes are permitted to immediately replace a player serving a misconduct penalty.

Neutral Zone
he area (neither offensive or defensive) between the two blue lines.

One-Timer
A shot towards the goal in which the shooter receives a pass and shoots the puck without stopping it.

Off-Side
Occurs when both skates of an attacking player cross the blue line into the attacking zone before the puck. Results in a face-off in the neutral zone.

Penalty Killing
The act of preventing goals while playing shorthanded.

Penalty Shot
A one-on-one breakaway situation awarded to an attacker when that attacker is fouled from behind and is denied a breakaway scoring opportunity, or when the goaltender deliberately displaces the goal post during the course of a breakaway, or when a defensive player falls on the puck in his own goal crease.

Point
A position just inside the attacking blue line usually occupied by a defenseman when their team is in control of the puck inside the attack zone.

Poke Check
A defensive play in which the puck is removed from the possession of an attacker with the blade of the stick.

Power Play
Occurs when a team has a one or two man advantage over the opposition due to penalties.

Shootout
The shootout is used to decide tie games. The "breakaway" is the most exciting play in hockey, and the shootout gives each team the opportunity to use the breakaway in order to determine a winner. If the game remains tied following sudden-death overtime, then a shootout will occur. Three players from each team will participate in the shootout in the order the coach selects. The teams alternate shots. The team with the most goals after each team has taken three shots is declared the winner, unless the outcome is determined earlier in the shootout (example: if Team A is ahead 2-0 after each team has taken two shots). If the score remains tied, the shootout will proceed to a "sudden death" format until there is a winner.

Shorthanded
Occurs when the opposition team has a one or two man advantage due to penalties.

Slashing
Hitting an opposing player with the stick or swinging the stick at an opposing player.

Slot
The area directly in front of the goal crease (between the face-off circles) where many scoring opportunities take place.

Spearing
Stabbing an opponent with the point of the stick blade while the stick is being carried in one or both hands.

"Tag-Up" Rule
If while an offside is delayed, the linesman shall nullify the offside if all players of the offending team clear the zone by making skate contact with the blue line, permitting the attacking players to re-enter the zone or if the defending team passes or carries the puck into the neutral zone. Play will continue if offensive players who preceded the puck into the attacking zone return to the blue line and "tag" it.

HOW TO FIGURE

** NOTE: No individual skater/goaltender statistics apply for the shootout

Assist

An assist is awarded to the player or players (maximum of two) who touched the puck prior to the goal, provided no defender plays or possesses the puck in between.

Coaches Record

A coach receives a "W" for a win in regulation, overtime or shootout; an "L" for a loss in regulation; or an "OT" for a loss in overtime or shootout.

Game Played

A player receives credit for playing in a game if: i) he steps on the ice during time played or; ii) serves any penalty.

Game-Winning Goal

After the final score has been determined, the goal which leaves the winning Club one goal ahead of its opponent is the game-winning goal (example: if Team A beats Team B 8-3, the player scoring the fourth goal for Team A receives credit for the game-winning goal).

Goal

A goal is awarded to the last player on the scoring Club to touch the puck prior to the puck entering the net.

Goals-Against Average

Multiply goals allowed (GA) by 60 and divide by minutes played (MINS).

Goaltender Record

A goaltender receives a "W" for a win in regulation, overtime or shootout; an "L" for a loss in regulation; or an "OT" for a loss in overtime or shootout.

Penalty-Killing Pct.

Subtract total number of power-play goals allowed from total number of shorthanded situations to get total number of power-plays killed. Divide the total number of power-plays killed by the total number of shorthanded situations.

Plus-Minus

A player receives a "plus" if he is on the ice when his Club scores an even-strength or shorthand goal. He receives a "minus" if he is on the ice for an even-strength or shorthand goal scored by the opposing Club. The difference in these numbers is considered the player's plus-minus statistic.

Power-Play Goal

A goal scored by a Club while it has a manpower advantage due to an opponent's penalty. Following are some examples of what is and is not considered a power-play goal:

- if a Club has an advantage on a minor penalty starting at 2:02 of the period and it scores at 4:02, the goal is not a power-play goal.
- if a Club scores on a delayed penalty, the goal is not a power-play goal.
- if a Club has an advantage due to a five-minute major or match penalty, that Club is always credited with having one more advantage than the number of power-play goals it scores during that advantage, because the penalty does not expire. A new advantage begins after each power-play goal. For example, if Team A scores three goals during a major penalty, it is credited with four advantages.
- if a Club is on a power-play for any length of time, it is considered to have had an advantage.
- if a minor penalty is incurred by a Club on a power-play due to a major penalty, a new advantage is given to that Club when its minor penalty expires, provided the opponent's major penalty is still in effect.

Power-Play Percentage

Total number of power-play goals divided by total number of power-play opportunities.

Save Percentage

Subtract goals allowed (GA) from shots against (SA) to determine saves. Then divide saves by shots-against.

Shooting Percentage

Divide the number of goals scored by the number of shots taken.

Shorthand Goal

A goal scored by a Club while it is at a manpower disadvantage. The same cases apply for shorthand as for power-play goals, but in the opposite manner.

Shot on Goal

If a player shoots the puck with the intention of scoring and if that shot would have gone in the net had the goaltender not stopped it, the shot is recorded as a "shot on goal".

Shutout

If two goaltenders combine for a shutout, neither receives credit for the shutout. Instead it is recorded as a Club shutout.

Tenths of a Second

If a penalty or goal occurs in the last minute, the time is rounded off to the previous second (ex: if a penalty is called with 12.4 seconds left in a period, the time is indicated as 19:47 and not 19:48.)

2009-10 NHL ON-ICE OFFICIALS

REFEREES

Name	Sweater #
AUGER, Stephane	15
*BANFIELD, David	44
*CHARRON, Frances	46
*CIAMAGA, Chris	41
DEVORSKI, Paul	10
DWYER, Gord	19
FRASER, Kerry	2
FURLATT, Eric	27
HASENFRATZ, Mike	30
*HEBERT, Ghislain	49
JACKSON, Dave	8
JOANNETTE, Marc	25
KIMMERLY, Greg	18
KOWAL, Tom	32
KOZARI, Steve	40
*L'ECUYER, Frederick	48
LARUE, Dennis	14
LEE, Chris	28
LEGGO, Mike	3
MAROUELLI, Dan	6
MARTELL, Rob	26
MCCAULEY, Wes	4
McCREARY, Bill	7
MEIER, Brad	34
MORTON, Dean	36
O'HALLORAN, Dan	13
O'ROURKE, Dan	9
PEEL, Tim	20
POCHMARA, Brian	43
POLLOCK, Kevin	33
*REHMAN, Kyle	37
ROONEY, Chris	5
ST. LAURENT, Francois	38
ST. PIERRE, Justin	45
SUTHERLAND, Kelly	11
VAN MASSENHOVEN, Don	21
WALKOM, Stephen	24
WALSH, Ian	29
WATSON, Brad	23

* minor league official

LINESMEN

Name	Sweater #
AMELL, Derek	75
BARTON, Steve	59
BRISEBOIS, David	96
CAMERON, Lonnie	74
CHAMPOUX, Pierre	67
CHERREY, Scott	50
CORMIER, Michel	76
CVIK, Mike	88
DEVORSKI, Greg	54
DRISCOLL, Scott	68
GALLOWAY, Ryan	82
GIBBS, Darren	66
HENDERSON, Don	91
HEYER, Shane	55
KOVACHIK, Brad	71
LAZAROWICH, Brad	86
MACH, Brian	78
McELMAN, Andy	90
MILLER, Steve	89
MORIN, Jean	97
MURPHY, Brian	93
MURRAY, Jonny	95
NANSEN, Derek	70
NELSON, Thor	80
NOWAK, Tim	77
*PANCICH, Bryan	94
PARÉ, Mark	79
RACICOT, Pierre	65
RODY, Vaughan	73
SCHACHTE, Dan	52
SEITZ, Lyle	61
SERICOLO, Anthony	84
SHARRERS, Jay	57
SHEWCHYK, Mark	92
WHELER, Mark	56

SPORTS MEDICINE GLOSSARY

Abduction: Movement of a joint away from the center of the body.

AC Joint (Acromioclavicular joint): Joint of the shoulder where acromion process of the shoulder blade and the distal end of the collarbone meet; most shoulder separations occur at this point.

Adduction: Movement of a joint toward the center of the body.

Adhesion: Abnormal adherence of collagen fibers to surrounding structures during immobilization following trauma or as a complication of surgery which restricts normal elasticity of the structures involved; or scar tissue which forms after trauma or surgery which can restrict normal motion.

Aerobic: Exercise in which energy needed is supplied by oxygen inspired and is required for sustained periods of vigorous exercise with a continually high pulse rate.

Anabolic Steroids: Steroids that promote tissue growth by creating protein in an attempt to enhance muscle growth. The main anabolic steroid is testosterone (male sex hormone).

Anaerobic: Exercise without the use of oxygen as an energy source; short bursts of vigorous exercise.

Anterior Cruciate Ligament (ACL): A primary stabilizing ligament within the center of the knee joint that prevents hyperextension and excessive rotation of the joint. A complete tear of the ACL necessitating reconstruction could require up to 12 months of rehabilitation.

Anti Inflammatory: Any agent which prevents inflammation, such as aspirin or ibuprofen.

Arteriogram: A film demonstrating arteries after injection of a dye.

Arthrogram: X ray technique for joints using air and/or dye injected into the affected area; useful in diagnosing meniscus tears of the knee and rotator cuff tears of the shoulder.

Arthroscope: An instrument used to visualize the interior of a joint cavity.

Arthroscopy: A surgical examination of the internal structures of a joint by means of observation through an arthroscope. An arthroscopic procedure can be used to remove or repair damaged tissue or as a diagnostic procedure in order to inspect the extent of any damage or confirm a diagnosis.

Atrophy: To shrivel or shrink from disuse; as in muscular atrophy.

Baker's Cyst: Localized swelling of a bursa sac in the back of the knee as a result of fluid that has escaped from the knee capsule. A Baker's cyst indicates that there is a trauma inside the knee joint that leads to excessive fluid production.

Bone Scan: An imaging procedure in which a radioactive labeled substance is injected into the body to determine the status of a bone injury. If the radioactive substance is taken up by the bone at the injury site, the injury will show as a 'hot spot' on the scan image. The bone scan is particularly useful in the diagnosis of stress fractures.

Bursa: A fluid filled sac located in areas where friction is likely to occur. The bursa sac minimizes the friction, for example, between a tendon and bone.

Cartilage: Smooth, slippery substance preventing two ends of bones from rubbing together and grating. Most joints use this to cover bones next to each other. A meniscus is made of cartilage.

CAT Scan (Computerized Tomography): Use of a computer to produce a cross-sectional view of the anatomical part being investigated from x ray data.

Chondromalacia: Roughening of the articular cartilage. Best known for the roughening of the underside of the kneecap, which can occur in any kneecap injury.

Clavicle: Collarbone; the bone connecting the breastbone with the shoulder blade.

Closed Reduction: Re-alignment of a fracture or dislocation without surgery.

Coccyx: The 'tailbone,' a group of four vertebrae that are fused together to form a small triangular bone, located at the terminal end of the spine.

Concussion: Jarring injury of the brain resulting in dysfunction. It can be graded as mild, moderate or severe, depending on loss of consciousness, amnesia and loss of equilibrium.

Contusion: An injury to a muscle and tissues caused by a blow from a blunt object.

Corticosteroids: Used to suppress joint inflammation and inflammation in a bursa or near tendons.

Cryotherapy: A treatment with the use of cold.

Cyst: Abnormal sac containing liquid or semi solid matter.

Degenerative Joint Disease: Changes in the joint surfaces as a result of repetitive trauma and 'wear and tear'.

Deltoid Ligament: Ligament that connects the tibia to bones of the medial aspect of the foot and is primarily responsible for stability of the ankle on the medial side. Is sprained less frequently than other ankle ligaments.

Deltoid Muscle: Muscles at the top of the arm, just below the shoulder, responsible for shoulder motions in the front, side and back.

Disc, Intervertebral: A flat, rounded plate between each vertebrae of the spine. The disc consists of a thick fiber ring which surrounds a soft gel like interior. It functions as a cushion and shock absorber for the spinal column.

Dislocation: Complete displacement of joint surfaces.

Electromyogram (EMG): Test to determine nerve function.

Epiconondylitis: Inflammation of tendons at the elbow due to overuse. Common in tennis players (outer part of elbow) and golfers (inner part of elbow)

Etiology: Study of the cause of injury and disease.

Extension: Action of straightening of a joint as achieved by an extensor muscle.

Fascia: A connective tissue sheath consisting of fibrous tissue and fat which unites the skin to the underlying tissue.

Fat Percentage: The amount of body weight that is adipose, fat tissue. Fat percentage can be calculated by underwater weighing, measuring select skinfold thickness or by analyzing electrical impedance.

Femur: Thighbone; longest bone in the body.

Fibula: Smaller of the two bones in the lower leg; runs from the knee to the ankle along the outside of the lower leg.

Flexibility: The ability of muscle to relax and yield to stretch forces.

Fracture: Breach in continuity of a bone. Types of fractures include simple, compound, comminuted, greenstick, incomplete, impacted, longitudinal, oblique, open, stress or transverse.

Glenohumeral: The shoulder girdle; consists of the glenoid capsule, head of the humerus and labrum.

Glenoid: Cavity of the scapula into which the head of the humerus fits to form the shoulder girdle.

Glenoid Labrum: A rim of fibrocartilaginous tissue attached around the margin of the glenoid fossa.

Grade One Injury: A mild injury in which ligament, tendon or other musculoskeletal tissue may have been stretched, but not torn or otherwise disrupted.

Grade Two Injury: A moderate injury in which musculoskeletal tissue has been partially, but not totally torn, causing appreciable limitation in function of the injured tissue.

Grade Three Injury: A severe injury in which tissue loss has been significant, and in many cases, totally torn or otherwise disrupted, causing a virtual loss of function.

Groin: Junction of the thigh and abdomen, location of muscles that rotate, flex and adduct the hip.

Hammer Toe: Condition when the first digit of a toe is at a different angle than the remaining digits of the same toe.

Hamstring: Category of muscle that runs from the buttocks to the knee along the back of the thigh. It functions to flex the knee and is often times injured as a result of improper conditioning or lack of muscle flexibility.

Hemarthrosis: Accumulation of blood within a joint as a result of an acute injury.

Hematoma: Mass produced by an accumulation of coagulated blood in a cavity or in soft tissues.

High Ankle Sprain: Disruption of thick connective tissue between the tibia and fibula above the ankle joint.

Hip Pointer: Contusion to the iliac crest.

SPORTS MEDICINE GLOSSARY

Hydrotherapy: Treatment using water.

Hyperextension: Extreme extension of a limb or body part.

Ice and Stimulation: Use of ice to reduce inflammation and muscle stimulation by surface electrodes to maintain muscle strength used in rehabilitation of injury.

Iliotibial Band: A thick, wide fascial layer that runs from the iliac crest to the knee joint on the outside of the thigh.

Inflammation: The body's natural response to injury in which the injury site might display various degrees of pain, swelling, heat, redness and/or loss of function.

Isometric Contraction: Muscular contraction in which tension is developed but no mechanical work is done.

Labrum (Labrum Glenoidule): The cartilage of the glenoid cavity in the shoulder. A lip edged or lip like structure.

Lateral Collateral Ligament (LCL): Ligament of the knee along the outer aspect that connects the femur to the fibula. It provides lateral stability to the joint.

Ligament: Band of fibrous tissue that connects bone to bone or bone to cartilage and supports and strengthens joints.

Magnetic Resonance Imaging (MRI): Imaging procedure in which a radio frequency pulse causes certain electrical elements of the injured tissue to react to this pulse and through this process a computer display and permanent film establish a visual image. MRI does not require radiation and is very useful in the diagnosis of soft tissue, disc and meniscus injuries.

Mandible: Jaw bone

Medial Collateral Ligament (MCL): Ligament of knee along the inner aspect that connects the femur to the tibia.

Meniscus: Crescent-shaped cartilage, usually pertaining to the knee joint; also known as cartilage. There are two menisci in the knee - medial and lateral. These work to absorb weight within the knee and provide stability.

Metacarpals: Five long bones of the hand, joining the fingers to the wrist.

Metatarsals: Five long bones of the foot, running from the ankle to the toes.

Myositis: Inflammation of a muscle.

Open Reduction: Re-alignment of a fracture or dislocation with surgery.

Orthotic: Any device applied to or around the body of physical impairment of disability. Commonly used to control foot mechanics.

Osteochondritis Dessicans: A piece of bone and/or cartilage loosened from its attachment after trauma and a cause of a lesion.

Osteomyelitis: An inflammatory disease of bone caused usually by infection with streptococcus or staphylococcus bacteria.

Patella: The kneecap. The patella functions to protect the distal end of the femur as well as increase the mechanical advantage and force generating capacities of the quadriceps muscle group.

Plantar Fasciitis: Inflammation of the plantar (a thick tissue on the bottom of the foot which helps create the arch) fascia; associated with overuse or acute foot injury.

Posterior Cruciate Ligament (PCL): A primary stabilizing ligament of the knee that provides significant stability and prevents displacement of the tibia backward within the knee joint. A complete tear of this ligament necessitating reconstruction could require up to 12 months of rehabilitation.

Quadricep Muscles: A group of four muscles of the front thigh that run from the hip and form a common tendon at the patella; they are responsible for knee extension.

Radius: Bone in the forearm from elbow to the thumb side of the wrist.

Reconstruction: Surgical rebuilding of a joint using natural, artificial or transplanted materials.

Rotator Cuff: Comprised of four muscles in the shoulder area that can be irritated by overuse. The muscles are the supraspinatus (most commonly injured), infraspinatus, teres minor and subscapularis.

Sacroiliac: Junction of the sacrum, the lower back bone, with the pelvis.

Sacrum: Group of five fused vertebrae located just below the lumbar vertebrae of the lower back, which form part of the pelvis.

Scapula: Shoulder blade.

Sciatica: Irritation of the sciatic nerve resulting in pain or tingling running down the inside of the leg.

Sciatic Nerve: Major nerve that carries impulses for muscular action and sensations between the low back and thigh and lower leg; it is the longest nerve in the body.

Shin Splint: A catch all syndrome describing pain in the shin that is not a fracture or tumor and cannot be defined otherwise.

Spleen: Large, solid organ responsible for the normal production and destruction of blood cells located under the left rib cage.

Spondylosis: Abnormal vertebral fixation or immobility, or a general term for arthritis of the spine.

Sprain: Injury resulting from the stretching or twisting of the joint and causes various degrees of stretching or tearing of a ligament or other soft tissue at the joint.

Strain: Injury resulting from a pulling or torsion to the muscle or tendon that causes various degrees of stretching or tearing to the muscle or tendon tissue.

Stress Fracture: A hair line type of break in a bone. Caused by overuse.

Subluxation: Partial dislocation of a joint. The term usually implies that the joint can return to a normal position without formal reduction.

Synovial Fluid: Lubricating fluid for joints and tendons, produced in synovium, or the inner lining of a joint.

Synovitis: Inflammation of the synovial lining of a joint.

Talus: The ankle bone that articulates with the tibia and fibula to form the ankle joint.

Tarsals: Group of seven bones of the foot consisting of the calnavicular, talus, cuboid and three cuneiform bones.

Tendinitis: Inflammation of the tendon and/or tendon sheath, caused by chronic overuse or sudden injury.

Tendon: Tissue that connects muscle to bone.

Tenosynovitis: Swelling or inflammation of a tendon sheath caused by calcium deposits, repeated strain or trauma.

Tibia: Shin bone; larger of the two bones of the lower leg and is the weight bearing bone of the shin.

Transcutaneous Electrical Nerve Stimulator (TENS): An electrical modality that sends a mild current through pads at the injury site which stimulates the brain to release the natural analgesic endorphin.

Transverse Process: Small lateral projection off the right and left side of each vertebrae that functions as an attachment site for muscles and ligaments of the spine.

Triceps: Muscle of the back of the upper arm, primarily responsible for extending the elbow.

Ulna: Inner bone of the forearm that runs from the tip of the elbow to the little finger side of the wrist.

Ulnar Nerve: Nerve in the elbow commonly irritated from excessive throwing.

Ultrasound: An electrical modality that transmits a sound wave through an applicator into the skin to the soft tissue in order to heat the local area for relaxing the injured tissue and/or disperse edema…Also a type of imaging study for certain body areas.

"Wind Knocked Out": Syndrome describing a contraction of the abdominal nerve truck, the solar plexus, as a result of an abdominal contusion.

PHOENIXCOYOTES.COM

The Coyotes provide exclusive, comprehensive coverage of the team on a daily basis via its official Web site - phoenixcoyotes.com.

GAME DAY COVERAGE

Starting with the morning skate and continuing through the post-game interviews, phoenixcoyotes.com provides its visitors with extensive coverage on game days. Each game day, written and video previews are posted to the site. Written and video recaps are posted shortly after games, as are photo slideshows, press conferences and blogs.

OFF-DAY COVERAGE

On days when the Coyotes do not play games, phoenixcoyotes.com provides written and video features, plus news and notes from practices.

MULTIMEDIA

Visitors to phoenixcoyotes.com can watch and/or listen to extensive video and audio clips at phoenixcoyotes.com. Interviews with Coyotes players and coaches are available before and after games. All press conferences and team events within the community are featured in widescreen video format. And phoenixcoyotes.com also lets fans listen to live broadcasts of all Coyotes games.

E-NEWS

Be the first to know about breaking Coyotes news regarding player signings, trades, and ticket specials by signing up for the team's free Tape-to-Tape E-newsletter.

TEAM

Learn the latest news on all of your favorite Coyotes players and coaches. View in-depth bios, as well as the Future Coyotes section, which provides up-to-date information on prospects.

NEWS

Check this section for archived press releases, stories, features and game recaps.

SCHEDULE

Results from every game and the team's upcoming schedule are available at this section of the site. This section also features the Jobing.com Arena events calendar.

STATS

At phoenixcoyotes.com, fans will find complete player and team statistics.

TICKETS AND PROMOTIONS

Avoid ticket lines by purchasing tickets online. Also, don't forget to check out the 2009-10 promotions schedule.

BLOGS

Players, broadcasters and Web site staff members contribute blog entries on a regular basis to keep fans updated on what's going on behind the scenes.

MEDIA BUZZ

Find out when players, coaches and front-office staff members will be doing radio and/or TV interviews with this complete listing, which is updated daily.

FAN ZONE

This interactive area allows fans to view photo galleries and download fun and interactive programs.

COMMUNITY

Keep up with all of the Coyotes events and player appearances as well as information about Coyotes Charities.

HOCKEY PROGRAMS

Fans can learn about hockey programs across the Valley including a complete listing of Arizona Hockey Associations and area rinks. Fans can also sign up for one of the adult or youth hockey clinics offered.

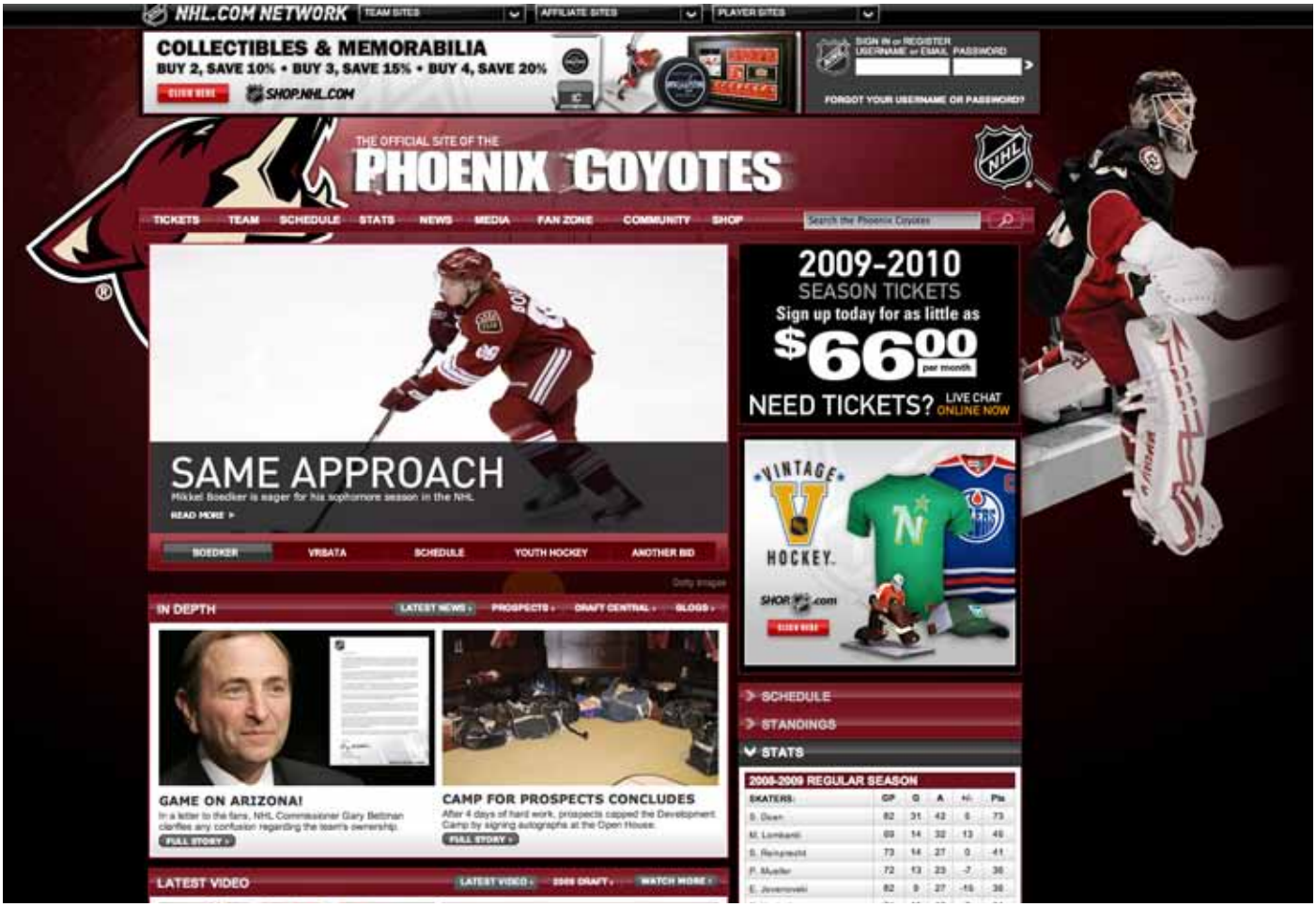

2009-10 REGULAR SEASON SCHEDULE

OCTOBER

sun	mon	tue	wed	thur	fri	sat
				1	2	3 LA-7:30p
4	5	6	7 PIT-4:30p	8 BUF-4:00p	9	10 CBJ-6:00p
11	12 SJ-7:30p	13	14	15 STL-7:00p	16	17 BOS-6:00p
18	19	20	21	22 DET-7:00p	23	24 LA-6:00p
25	26 NYR-4:00p	27	28 CBJ-4:00p	29 STL-5:00p	30	31 ANA-6:00p

NOVEMBER

sun	mon	tue	wed	thur	fri	sat
1	2 LA-7:00p	3	4 COL-7:00p	5 CHI-7:00p	6	7 ANA-8:00p
8	9	10	11	12 MON-7:00p	13	14 DAL-6:00p
15	16 TB-7:00p	17	18 MIN-6:00p	19 STL-6:00p	20	21 PHI-6:00p
22	23 EDM-7:00p	24	25 CGY-7:30p	26	27 DAL-7:00p	28
29 ANA-6:00p	30					

DECEMBER

sun	mon	tue	wed	thur	fri	sat
		1	2	3 CGY-7:30p	4	5 OTT-8:00p
6	7 MIN-7:00p	8	9	10 LA-8:30p	11	12 SJ-6:00p
13	14 DET-5:30p	15	16 TOR-5:30p	17 CBJ-5:00p	18	19 ANA-2:00p
20	21 CBJ-7:00p	22	23 ANA-7:00p	24	25	26 LA-6:00p
27	28 SJ-8:30p	29 VAN-7:00p	30	31 SJ-5:00p		

JANUARY

sun	mon	tue	wed	thur	fri	sat
					1	2 DET-6:00p
3	4	5 EDM-7:00p	6	7 VAN-8:00p	8	9 NYI-6:00p
10	11	12 SJ-7:00p	13	14 NJ-7:00p	15	16 MIN-6:00p
17	18 BUF-5:00p	19	20	21 NSH-7:00p	22	23 WAS-5:00p
24 31 DAL-4:00p	25	26 DET-5:00p	27	28 CGY-7:00p	29	30 NYR-6:00p

FEBRUARY

sun	mon	tue	wed	thur	fri	sat
	1	2 NSH-6:00p	3	4	5 CHI-6:30p	6 DAL-4:00p
7	8 EDM-7:30p	9	10 MIN-6:00p	11	12 COL-7:00p	13 DAL-6:00p
14	15	16	17	18	19	20
21	22	23	24	25	26	27
28						

MARCH

sun	mon	tue	wed	thur	fri	sat
	1	2 STL-7:00p	3	4 COL-7:00p	5	6 ANA-6:00p
7	8	9	10 VAN-8:00p	11	12	13 CAR-5:00p
14 ATL-2:00p	15	16 TB-4:30p	17	18 FLA-4:30p	19	20 CHI-6:00p
21 DAL-4:00p	22	23 CHI-5:30p	24	25 NSH-5:00p	26	27 COL-6:00p
28	29	30 VAN-7:00p	31 CGY-6:30p			

APRIL

sun	mon	tue	wed	thur	fri	sat
				1	2	3 EDM-7:00p
4	5	6	7 NSH-7:00p	8 LA-7:30p	9	10 SJ-7:30p
11	12	13	14	15	16	17
18	19	20	21	22	23	24
25	26	27	28	29	30	

2009 - 2010

Home

Away

WE PLAY FOR YOU

Just watch?
Or change your seasonal strategy?

You can gaze starry-eyed at your competition as they ramp up for a season of hard hitting and high scoring. Or, you can simply beat them at their own game. Heritage Graphics has ways to help you upgrade the way you print, improve your image and position your company above and beyond everyone else. The photo above is one example. It uses MetalFX, a revolutionary, affordable way of creating incredible printing effects that allow you to achieve over 640 metallics using only five colors. Call **(602) 254-5111** today to learn how Heritage Graphics, your MetalFX certified printer, can make big changes for your company this fall.

heritage graphics

A CONSOLIDATED GRAPHICS COMPANY

2926 North 33rd Avenue • Phoenix, Arizona 85017 • (602) 254-5111 • www.heritagegraphics.com

craftsmanship • technology • relationship

Heritage Graphics is the Official Printer for the Phoenix Coyotes

Image supplied courtesy of MetalFX Technology Ltd.

Your First **Choice** for Phoenix Jobs

In your career you need more: more resources, more information, and more ways to reach out to great local employers. If you are looking for more - you've come to the right place. Jobing.com is more than just a job board - we're a comprehensive local community that focuses everything we do on employment. We've given the site a fresh, new look and added new functionality to help you find local jobs better than ever before.

- Videos
- Blogs
- Resume Building/Design Tools
- Education
- Local Resources
- Resume Writing Services
- Resume Samples
- Local Events

Proud Sponsor of
the Phoenix Coyotes

Whether you're looking to build your personal brand, advance your career, or learn more about employment in Phoenix - Jobing.com has the solutions to help you succeed. Take a fresh new look at what we have to offer.

Jobing.com