

ARIZONA COYOTES



2014-2015 MEDIA GUIDE

GILA RIVER ARENA



ARIZONA™

GREAT MOMENTS HAPPEN HERE

 @FOXSPORTSAZ

 FOXSPORTSARIZONA

 FOXSPORTSAZ





ARIZONA COYOTES

Club Directory	2
Media Information	3
Arizona Coyotes Foundation	4-5
ArizonaCoyotes.com	6
Gila River Arena	7

FRONT OFFICE

Board of Directors	11-14
Management	15-16
Scouting Staff	17
Coaching Staff	18-20
Training & Equipment Staff	21-23
Front Office Staff	24-27
Global Spectrum	28
Broadcasters	29-30

THE PLAYERS

How the team was built/Roster Changes	33
Player Profiles	34-85
In the System	86-98
Future Coyotes	99-102
2014-15 Roster	103-104
2014 Entry Draft Selections	105
Portland Pirates/AHL	106-109
2013-114 Portland Statistics	110-111
Gwinnett Gladiators	112

2013-14 IN REVIEW

NHL Season Summary	115-117
Coyotes Game-By-Game Results	118
Scoring Summary	119
Category Leaders	120
Home & Road Scoring Breakdown	121
Player Game-By-Game Stats	122-126
Record When	127
Miscellaneous Stats	128
Team Highs and Lows & Last Time	129-130
Last Time the Coyotes	131
Roster Moves	132
Man-Games Lost to Injury	133
Milestones	134
Face-Off Percentage/Total Ice Time	135
Season In Review	136
Prospect Report	137-139
Vs. the Divisions	140
Vs. NHL Opponents	141-169

RECORDS

All-Time Team Statistics	173
Month-By-Month Record	174
Overtime	175-177
Shootout	178-179
Special Teams	179
Penalty Shots	180
Hat Tricks	181
Shutouts	182
Highest Scoring Games	183
Lowest Scoring Games	184
Top Single Seasons	185
Single Season Leaders	186-187
All-Time Career Leaders	188-189
All-Time Scoring By Points	190-193
All-Time Roster	194-202
Season-By-Season	203-236
All-Time vs. Opponents	237-250
Team Records	251-254
Individual Records	255-257

HISTORY

Team History	261-266
Logo/Uniform History	267-268
Uniform Numbers	269-271
Expansion Draft Selections	272
Entry Draft Selections	272-278
Transactions	279-285
GMs & Coaches	286-287
Captains	287
Attendance	287
All-Stars/Award Winners	288-290
Hall of Fame/Olympics	290
Opening Games	291
Franchise Firsts	292
Coyotes Firsts	293
Ring of Honor	294-295

PLAYOFFS

2014 Stanley Cup Playoff Results	299
2014 Stanley Cup Playoff Scoring & Category Leaders	300-301
All-Time Playoff Series	302-305
All-Time Playoff Scoring By Season	306-310
All-Time Playoff Scoring By Points	311-312
All-Time Playoff Leaders	313
All-Time Playoff Goaltending	313
Team Playoff Records	314-315
Individual Playoff Records	316-317
Franchise Playoff Firsts	318
Coyotes Playoff Firsts	319

MEDIA AND GENERAL INFORMATION

NHL Directory	323
2014-15 Key Dates	324
Stanley Cup Champions	325
NHL Alignment	326-327
NHL Trophies and Awards	328
Hockey Operations/Hockey Terms/Rules	329
How to figure	330
NHL On-Ice Officials	331
Sports Medicine Glossary	332-333

A PUBLICATION OF THE ARIZONA COYOTES HOCKEY CLUB

Executive Editors: Rich Nairn, Chris Wojcik and Greg Dillard

Layout: Scott Jenner; Gus Mariscal (Ben Franklin Press)

Printing: Ben Franklin Press

Special Thanks: Elias Sports Bureau;

Neil Pierson (National Hockey League)

Photography: Norm Hall Photography, Bruce Bennett Studios, Getty Images, Hockey Hall of Fame, Arizona Republic



ON THE COVER

2014-15
Arizona Coyotes

The information contained in this publication was compiled by the Arizona Coyotes Hockey Club and is intended only for personal or editorial use by the media and the fans. Any commercial use of this information is prohibited without the written consent of the Arizona Coyotes Hockey Club. All NHL and team logos depicted inside this publication are the property of NHL Enterprises, Inc. and the respective teams and may not be reproduced for commercial purposes without the prior written consent of NHL Enterprises, Inc.



OFFICE: Gila River Arena, 9400 W. Maryland Ave., Glendale, AZ 85305; Phone: 623/772-3200; FAX 623/772-3201

Tickets: 480/563-PUCK; Website: www.ArizonaCoyotes.com Arena Capacity: 17,125

CLUB OFFICERS & EXECUTIVES

Co-Owner, Chairman and Governor	George Gosbee
Co-Owner, President, CEO & Alternate Governor	Anthony LeBlanc
Executive Vice President, G.M. & Alternate Governor	Don Maloney
Senior Vice President & Assistant G.M.	Darcy Regier
Executive Vice President Corporate & Premium Sales	Mike Humes
Executive Vice President, Ticket Sales & Strategy	Jeff Morander
Senior Vice President, Strategic Planning	Jim Foss
Chief Financial Officer	Gregg Olson
Chief Marketing Officer	John Pierce

HOCKEY OPERATIONS

Head Coach	Dave Tippett
Associate Coach	Jim Playfair
Assistant Coach	Newell Brown
Asst. to the G.M./Goaltending Coach	Sean Burke
Sr. Advisor to the Coaching Staff	Dave King
Video Coach	Steve Peters
Development Coach	Steve Sullivan
Vice President of Hockey Operations	Chris O'Hearn
Dir. of Hockey Operations & Hockey Analytics	Bob Teofilo
Executive Assistant/Hockey Ops	Ashley James
Head Athletic Trainer / Assistant Trainer	Jason Serbus / Mike Ermatinger
Strength & Conditioning Coordinator	J.P. Major
Manual Therapist	Mike Griebel
Equipment: Head Mgr. / Mgr. / Asst. Mgr.	Stan Wilson / Tony Silva / Jason Rudee
Manager of Team Services	Rick Braunstein
Team Services Coordinator/Security	Jim O'Neal
Scouting Directors, Amateur / Pro	Tim Bernhardt / Frank Effinger
Asst. Director of Amateur Scouting	Jeff Twohey
Professional / European Scouts	David MacLean, Ron Rolston, Jim Roque Robert Neuhauser, Thomas Carlsson, Max Kolu
Amateur Scouts	Trevor Hanson, Rob Pulford, Glen Zacharias, Mike Sands, Victor Posa, Bobby Vermette
Team Internist	Dr. Robert Luberto
Team Orthopedic Surgeons	Dr. Brian Shafer, Dr. Gary Waslewski
Team Dentist	Dr. Byron J. Larsen
Team Ophthalmologists	Dr. George Reiss, Dr. Jeffery Edelstein
Portland (AHL) Coaches, GM & Head/Assistants	Ray Edwards / John Slaney, Trent Whitfield
Portland (AHL) Goaltending Coach	Alfie Michaud
Portland (AHL) Trainer / Equipment Mgr.	Mike Booi / John Krouse

BROADCASTING

Director of Broadcasting	Doug Cannon
TV Play-by-Play Announcer	Matt McConnell
TV Color Analyst / Host	Tyson Nash / Todd Walsh
Radio Play-by-Play Announcer	Bob Heethuis
Radio Color Analyst / Host	Nick Boynton / Luke Lapinski

COMMUNICATIONS

Vice President of Communications	Rich Nairn
Sr. Director of News Content	Dave Vest
Media Relations Director / Coordinator	Chris Wojcik / Greg Dillard

COMMUNITY RELATIONS

Community Relations Manager / Coordinators	Olivia Campos/Sonja Mitrovic, Natalia Protopopoff
Fan Development Manager	Matt Shott

CORPORATE PARTNERSHIPS & SERVICE

Sr. Director of Corporate Partnerships	Leo Edwards
Sr. Advisor Business Development & Alumni Relations	Cale Hulse
Corporate Partnerships Managers	Pam Craven / Mike Akers / Marshall Spalding
Corporate Partnerships Service Manager	Lindsay Foletta
Corporate Partner Service Coordinators	Taylor Popish/ Matt Carnot

PREMIUM & SUITE SALES

Sr. Director of Premium & Suite Sales	Grant Buckborough
Premium Seating Sr. Mgr. / Mgrs.	Mike Briody / Mike Ostrowski, James Whitener
Premium Seating Execs. / Service Rep.	Matt McClelland, Dave Paris / Leah Adler

FINANCE & ACCOUNTING

Administrator, Payroll	Lollie Gonzales
Accounts Payable	Jessica Fuentes
Financial Analyst	Mark Musallam
Staff Accountant	Tracy Pyrak

PRODUCTION

Lead Editor/Production Manager	Rachel Regnier
Video Graphic Coordinator	Robert Clark
Shooter/Editor	Jon Kingston, Jesse Aranda

GAME OPERATIONS

Sr. Director of Game Presentation	Lou Costanza
Field Producer	Rachel Korchin

HUMAN RESOURCES

Director of Human Resources	Tricia Blackman
Receptionist	Jessica Glass
Exec. Assistant to the Board of Directors	Moki Salazar
Exec. Assistant to the President & CEO	Karen Gilbert

LEGAL

General Counsel	Craig Tindall
-----------------	---------------

MARKETING

Sr. Manager of Web and Creative Services	Scott Jenner
Marketing Manager / Database Mktg. Coord.	Trent Nielsen / Stephanie Richter

TICKET OPERATIONS

Sr. Director of Ticket Operations	Doug Vanderheyden
Box Office Manager	Julia Kincade
Ticket Operations Supervisor	Jakub Jaroszewicz

TICKET SALES & SERVICE

Vice President of Ticket Sales & Service	Bill Makris
Manager of Ticket Sales	Sam Bays
Manager of Service & Retention	Lindsay Kray
Sr. Service & Retention Account Execs.	Karalyn Katchmark, Sean Sanford
Service & Retention Account Execs	Matt Herold, Zack Taylor
Business Development Account Execs.	Drew Bennett, Josh Pitts, Phil Martin, Sean Phelan
Business Development Representatives	Craig Campbell, Ryan Jacobsen
Group Sales Supervisor / Execs / Representative	Steve Gonzales / Katrina Hinsberg, Pete Musser, Will Rimer, Scott Schwartz, Tyler Kern / Lauren Kalinosky
Ticket Sales Representatives	Dave Vangrov, Daniel Silverstein
Inside Sales Mgr. / Reps	Jesse Whalen / Rebekah Schieck, Ryan Christy, Nick Cinelli, Christian Clark, Taylor Hatleberg, Meagan McCarthy, Bill Mestdag, Brad Moss, Aaron Burg, Jon Kane, Luis Corzo, Tyler Buckley

TECHNOLOGY

Director of IT / Analyst System Administrator	Monty Low / Justin Ferguson
---	-----------------------------

TEAM INFORMATION

Regional Sports Network / Radio Station	FOX Sports Arizona / Arizona Sports 98.7 FM
Team Photographer	Norm Hall


MEDIA RELATIONS STAFF



Rich Nairn
Vice President of Communications



Chris Wojcik
Director of Media Relations



Greg Dillard
Media Relations Coordinator

On behalf of the Arizona Coyotes, welcome to the 2014-15 National Hockey League season. Since 1996-97, the Coyotes have produced some of the Valley's top sports stories and we expect the excitement to continue this year. As we enter our 18th year (17th season) in the Valley of the Sun, we hope to make your job covering the Coyotes as easy and as pleasant as possible. In order to help our operation run smoothly and make your jobs easier, we ask that you please follow the guidelines below:

MEDIA CREDENTIALS:

Media credentials are issued to working media only. The media entrance at Gila River Arena is Gate 1, located at the southwest corner of the arena. The media entrance and media will-call window will be open 3 hours prior to the start of each game. All credentials are non-transferable. Any unauthorized use will subject the bearer to ejection from Gila River Arena and confiscation of the credential. All media are required to display credentials when entering the media lounge, press box and dressing room areas, and must wear their credentials throughout the game. Season media passes will be issued to established newspapers, television & radio stations, websites and magazines. Please contact Chris Wojcik (chris.wojcik@arizonacoyotes.com) for season media credential requests.

INDIVIDUAL GAME CREDENTIALS:

Individual game credentials should be requested through Greg Dillard (greg.dillard@arizonacoyotes.com) at least 24 hours prior to game time. Pre-arranged passes must be picked up at the media entrance at Gate 1, located at the southwest corner of Gila River Arena. Credentials will be issued on an availability only basis.

PREGAME ACCESS:

NHL dressing rooms are not open prior to game time. Requests for interviews prior to the game will be accommodated upon the approval of the players and coach involved. However, NHL regulations allow for a maximum of three players per team to be made available upon request up to 90 minutes before the game. Coyotes players will be made available from 4:30 p.m. to 5:00 p.m. for a 7:00 p.m. start and from 3:30 p.m. to 4:00 p.m. for a 6:00 p.m. start. The ideal time for game day interviews is at the morning skate, held each game-day morning (10:30 a.m.) at Gila River Arena or the Ice Den in Scottsdale (practice times are subject to change). Please contact any member of the media relations staff to set up a request.

POSTGAME ACCESS:

Both the Coyotes and the visitor's dressing rooms will be open no later than five minutes after each game. Media will have access to the players for 30 minutes after the rooms are opened. Only working media with official credentials will be allowed into the dressing rooms. Following the player media access, Coyotes Head Coach Dave Tippett will be available for postgame comments in the interview room, located across the hall from the Coyotes' dressing room. The NHL officials' locker room is off limits to the media. If a comment or interpretation from the game's referee or NHL supervisor is required, a pool reporter may be assigned. **ABSOLUTELY NO AUTOGRAPHS ARE ALLOWED DURING MEDIA ACCESS PERIODS.**

DAILY PRACTICES:

Coyotes' practices will be held at Gila River Arena or the Ice Den in Scottsdale. All practices are open to the media. For up-to-date information on practice times and locations, please email Chris Wojcik (chris.wojcik@arizonacoyotes.com) to be included on the team's practice distribution email list.

PRESS BOX ACCESS:

The Keilback Press Box at Gila River Arena is located on the west side of the building on level 7. A designated press elevator (right side) is located next to Gate 1 (media will-call) and the press lounge. Upon arrival in the press box, please review the posted seating chart for assigned seats.

BROADCAST BOOTH POSITIONS:

All broadcast positions are located in the main press box of Gila River Arena. Please review the posted seating chart for assigned booths.

GAME NOTES:

Complete sets of NHL game notes, NHL statistics and news releases will be made available in the media work room in the media lounge as well as in the press box. Game notes, stats and releases can also be found online at ArizonaCoyotes.com or NHLMedia.com. Additional materials (out-of-town scores, game summaries) will be distributed to all working media throughout the game.

ONLINE PRESS BOX:

Coyotes' media relations will once again provide a convenient online media website called the Arizona Coyotes Online Press Box. This site provides media members with a variety of up to date and comprehensive tools necessary to cover all of the Coyotes' action on and off the ice. The online press box can be accessed at <http://www.arizonacoyotes.com/media>. There you will find NHL statistics, NHL game notes, news releases, daily team news clips, postgame quotes, as well as audio and videos. Additionally, the website includes the 2014-15 media guide, rosters, season statistics and schedule.

To access the Arizona Coyotes Online Press box, a login and username will be required upon entry. Media members may use the following username and password to enter the online press box: **LOGIN:** media@arizonacoyotes.com **PASSWORD:** Media

PHOTOGRAPHY:

Photo credentials will also be issued in the same manner as media credentials. Weekly papers and magazines on assignment may obtain passes by having the photo editor request a single-game credential. Please email Greg Dillard (greg.dillard@arizonacoyotes.com). Team photographer, Norm Hall, will assign photo positions on a game-by-game basis. Photographers must check in with Mr. Hall or a member of his staff in the media lounge prior to game time. All photographers must comply with space assignments and shooting regulations. Photographers must shoot from designated areas only. Should photographers require any additional information regarding equipment (i.e. strobes), please contact Norm Hall at (602) 620-1532 or NHall7@cox.net.

PHONES/STATISTICIANS:

Media are provided with working phones, high speed internet lines and wireless internet access in the press box and media work room. Should you require an additional phone line at Gila River Arena, please contact a member of the Coyotes media relations staff. Statisticians are available to assist television broadcasters by contacting Director of Broadcasting Doug Cannon (doug.cannon@arizonacoyotes.com). These services must be arranged at least 24 hours prior to the game.

MEDIA PARKING:

The Coyotes offer media parking in the Renaissance Hotel parking garage located directly across from Gate 1 at Gila River Arena, which is located near the southwest corner of the arena. Visiting media who require media parking should contact Greg Dillard (greg.dillard@arizonacoyotes.com).

We hope this outline of procedures and guidelines will assist you in your coverage of the Arizona Coyotes and the National Hockey League in 2014-15. Please don't hesitate to call us if you need additional assistance. We look forward to working with you again this season.



ARIZONA COYOTES FOUNDATION

We are proud to announce that with new ownership, the Arizona Coyotes Foundation has been established with a new mission that will be in place for the 2014-15 hockey season.

"The Arizona Coyotes Foundation seeks to enhance the quality of life throughout Arizona communities by supporting non-profit organizations that promote healthcare, education and cultural arts programs for children and service men and women. We are dedicated to health and wellness programs that stimulate the growth of youth sports and financially supporting programs that encourage teamwork skills while building future leaders in our community."

The Arizona Coyotes Foundation will replace Coyotes Charities as the non-profit arm of the organization. Over the years, the non-profit arm of the Coyotes has committed more than \$2.3 million in grants and gifts to non-profit organizations throughout the state of Arizona who support healthcare, education, cultural arts or sports programs for children.

During the season, the Arizona Coyotes Foundation hosts a number of fundraising events around the Valley that brings Coyotes management, players, fans, business and community leaders together to make a power play assist for those in need.

Fan Experiences

The Coyotes offer a number of in-game experiences that are available with a donation to the Arizona Coyotes Foundation. These memorable opportunities include scoreboard messages and Zamboni rides.

50/50 Raffle

The Arizona Coyotes Foundation hosts a 50/50 raffle every home game that allows non-profit organizations to raise needed funds for their programs. One lucky raffle winner receives 50% of the net profit and the remaining 50% is split between the Arizona Coyotes Foundation and the participating organization.

Arizona Coyotes Foundation / In-Game Fundraising

Arizona Coyotes Foundation holds fundraisers at the Community Corner at every home game throughout the season including silent auctions for signed memorabilia and specialty items, jersey auctions, the very popular mystery puck sales and more. Auctions are open for fans to buy and bid with all funds directly benefiting the Arizona Coyotes Foundation.

Visit the ArizonaCoyotes.com Community Section for more information on the Arizona Coyotes Foundation.



COMMUNITY RELATIONS PROGRAMS

The Arizona Coyotes spend countless hours and resources developing partnerships with other organizations throughout Arizona. The result is the creation of many innovative programs that benefit thousands of people in Arizona and help further extend the bounds of the team's community efforts. The success of these programs greatly depends on these partnerships.

The Arizona Coyotes also give out over 1,500 in-kind donations to valley non-profit organizations throughout the year to support their fundraising initiatives.

Tickets for Kids and Service Men and Women

Individuals and corporations sponsor children from non-profit organizations and service men and women, including veterans, to a Coyotes game. Due to this generosity, more than 10,000 individuals have an opportunity to attend a Coyotes game each season.

Ticket Assist Program

Season ticket holders can donate their tickets when they are unable to attend a game. These tickets are then distributed to local non-profit organizations throughout Arizona.

Dave Tippett



Dave Moss

Keith Yandle



Mike Smith





Mikkel Boedker

Hospital Visits

Arizona Coyotes players, coaches, management and staff visit local children's hospitals throughout the year to brighten the day of kids during their stay.

Howler

This furry ambassador of Coyotes hockey entertains fans throughout the Valley, making approximately 300 community appearances a year from hospital visits to school assemblies. Howler can be requested to make an appearance via the website

Coyotes in the Community

The Coyotes and their fleet of interactive inflatables attend over 200 community events per year. The main attractions include a 20-foot tall hockey player (apply named "The Enforcer"), a bounce house and an interactive "Slapshot" inflatable where kids and adults can test their shot.



Howler

Visit the ArizonaCoyotes.com Community Section for more information on the Arizona Coyotes Foundation.



GROWING THE GAME

Arizona Coyotes Hockey Development Program (AZCHDP)

The AZCHDP helps young individuals develop as athletes, leaders and members of the community through various ice, roller, and street hockey programs that emphasizes excellence, commitment, discipline, teamwork, and sportsmanship. The goal is to give every participant (coach, player, and parent) the opportunity to improve their knowledge of hockey and experience the enjoyment the game provides. With hockey emerging as a warm weather

sport, the Arizona Coyotes have developed several avenues for fans to participate in the sport and experience hockey through hands-on interaction.

Little Howlers Program

The Little Howlers Program is an on-ice youth hockey program hosted in cooperation with the Arizona Coyotes Hockey Development Program, Arizona Amateur Hockey Association, One Goal and local hockey rinks. The program consists of four one-hour sessions designed to provide kids ages 4-10 a risk free introduction to the sport of hockey. For a \$70 deposit, returned at the end of the four-week clinic, each participant receives a set of One Goal rental equipment to be used during each session, a pair of rental skates provided by the rink, and a jersey that the player gets to keep after their experience is complete. For more information or to register for an upcoming clinic, visit www.arizonacoyotes.com/littlehowlers.

Hockey Clinics

The Coyotes host a series of youth hockey clinics at Gila River Arena. These clinics are designed to help the beginner and intermediate players develop their hockey skills, as well as showcasing the level of hockey throughout the state. Each clinic, coached by a member of the Arizona Coyotes coaching staff, is uniquely geared to a specific skill set such as power skating, shooting and passing, checking, and goalie techniques. The Coyotes also host coaching clinics throughout the season which provide coaches with the newest and most innovative coaching methods available and also feature symposium formatted discussions with current and former Coyotes players, coaches and executives.



Street Coyotes

Street Coyotes is an NHL-based initiative to grow the sport of hockey among children. By playing the sport in shoes, instead of skates, it allows kids to experience the sport without the intimidation of learning how to ice or roller skate. In order to expose and teach the game of hockey to as many children as possible the Coyotes have partnered with various organizations and school districts, including: Boys and Girls Clubs of Metropolitan Phoenix, Best Buddies of Arizona, B.A.S.I.S Charter Schools, Glendale Elementary School District, Special Olympics of Arizona among others. The Coyotes will also begin recreational street hockey leagues around the state in order to grow street hockey even further, beginning with the City of Phoenix Parks and Recreations youth sports program.





The Coyotes provide exclusive, comprehensive coverage of the team on a daily basis via our official website - arizonacoyotes.com.

GAME DAY COVERAGE

Starting with the morning skate and continuing through the postgame interviews, arizonacoyotes.com provides its visitors with extensive coverage on game days. Each game day, written and video previews are posted to the site. Written and video recaps are posted shortly after games, as are game highlights, a photo gallery, extensive stats, video interviews with players and coaches, and more.

OFF-DAY COVERAGE

On days when the Coyotes do not play games, arizonacoyotes.com provides written and video features, plus news and notes from off-day practices.

MULTIMEDIA

Visitors to arizonacoyotes.com can watch and/or listen to extensive video and audio interviews with Coyotes players and coaches before and after games. All news conferences and team events within the community are featured in widescreen video format and arizonacoyotes.com also lets fans listen to live broadcasts of all Coyotes games.

E-NEWS

Be the first to know about breaking Coyotes news regarding player signings, trades, and ticket specials by signing up for the team's free Tape-to-Tape E-newsletter.

TEAM

Get the latest news on all of your favorite Coyotes players and coaches. View in-depth bios, as well as the Future Coyotes section, which provides up-to-date information on prospects.

NEWS

Check this section for archived news releases, stories, features and game recaps.

SCHEDULE

Results from every game and the team's upcoming schedule are available at this section of the site. This section also features the Gila River Arena events calendar.

STATS

At arizonacoyotes.com, fans will find complete player, team and NHL statistics/standings.

TICKETS AND PROMOTIONS

Avoid ticket lines by purchasing tickets online. Also, don't forget to check out the 2014-15 promotions schedule.

BLOGS

Players, broadcasters and website staff members contribute blog entries on a regular basis to keep fans updated on what's going on behind the scenes.

MEDIA BUZZ

Find out when players, coaches and front-office staff members will be doing radio and/or TV interviews with this complete listing, which is updated daily.

FAN ZONE

This interactive area allows fans to view photo galleries and download fun and interactive programs.

COMMUNITY

Keep up with all of the Coyotes events and player appearances as well as information about Arizona Coyotes Foundation.

HOCKEY PROGRAMS

Fans can learn about hockey programs across the Valley including a complete listing of Arizona Hockey Associations and area rinks. Fans can also sign up for one of the adult or youth hockey clinics offered.

The screenshot shows the Arizona Coyotes website with a dark background. At the top, there's a navigation bar with links like TEAM SITES, AFFILIATE SITES, and PLAYER SITES. Below this is a large banner for the 2014-15 full season memberships, featuring the Gila River Arena logo and a "CLICK HERE FOR INFORMATION" button. To the right, there's a "2014-15 FULL SEASON MEMBERSHIPS" section with a "CLICK HERE" button. Below the main banner, there's a section titled "IT'S OFFICIAL: ARENA GETS NEW NAME" with a "WATCH: ARENA'S NEW NAME" button. To the right, there's a "SCHEDULE" section showing a calendar for September 2014. At the bottom, there's a "THE SCOOP" section with a "NEWS" button and a "BLOGS" button.



GILA RIVER ARENA

Gila River Arena, Arizona's Premiere Sports & Entertainment Center, is a state-of-the-art, multi-purpose facility located at Loop 101 and Glendale Avenue. The arena anchors the 223-acre, Westgate Entertainment District, the "crown jewel" of sports and entertainment complexes. The Coyotes, the Gila River Indian Community and Gila River Casinos signed on Sept. 10, 2014 a nine-year partnership agreement that includes the naming rights for the venue. This is the first federally recognized Tribal naming rights deal with a sports venue that houses one of four major professional sports leagues in the country.

Owned by the City of Glendale, Gila River Arena is home to the National Hockey League's (NHL) Arizona Coyotes and a multitude of spectacular entertainment events annually. With two separate concourses on two seating levels, Gila River Arena's open concourses are fan-friendly and provide fans with an open view of the ice. The Arena also features an intimate seating bowl that has all the modern amenities. The venue seats 17,125 for Coyotes games and both seating levels have been strategically situated to create great hockey sightlines.

There are 87 luxury suites in Gila River Arena, including two tower suites and 12 party suites that can accommodate large groups of up to 50 people. In addition, the Gila River Casinos Club (located on the club suites level) consists of 400 upscale seats with unique club and dining opportunities. Rinkside Club is an upscale private club, open exclusively to season ticket holders. The Club is located directly behind the Coyotes and visiting team player benches, offering fans unique views of both the Coyotes and visiting team players as they enter and exit the ice.

Coyotes fans will enjoy fresh new menu options at Gila River Arena this season courtesy of Levy Restaurants, the official restaurant partner at the arena. Levy has expanded offerings and enhanced service for guests within the arena, by adding 14 new portable concession stands on the lower and upper levels in addition to 27 new points of sale to keep the lines short and the focus on the game.

Led by Executive Chef Stephen Tilder, locations throughout the arena will offer a wider variety of high quality, selections including hand-carved sandwiches, street tacos, Carolina barbeque pork and chicken, beer braised bratwursts and more. Additionally, fan favorite Papa John's pizza will satisfy traditional appetites, while section 108 will feature a new Grab 'N Go area with a new selection of healthy options. Two Tim Hortons stands will open this season serving their famous coffee and TimBits on both upper and main concourses.

This off season, the Coyotes signed a multi-year agreement with Fanatics Retail Group, to manage the team's retail store, the Coyotes Den at Gila River Arena. Fanatics, the leading online retailer of officially licensed sports merchandise, offers the largest selection of team merchandise found anywhere along with advanced e-commerce and fulfillment solutions for hundreds of professional teams and colleges, leagues, conferences and media sites.

For the 2014-2015 season, Fanatics will open two new concourse retail locations at Gate 2 featuring custom-made jerseys and at Gate 6 featuring Old Time Hockey product, in addition to a newly renovated Coyotes Den at Gate 4 which will offer custom-made jerseys, apparel, headwear and an array of other items for Coyotes fans. Fanatics will also have two stores located on the club suite level near each entrance to the Gila River Club as well as two stores

located on the east and west sides of center ice on the upper level concourse. Inside the stores and retail locations, fans will notice a wider variety and more options to purchase Coyotes gear in arena. Popular brands such as Reebok, Antigua, Old Time Hockey, 47 Brand, G-III, Wincraft and Sher-Wood will be available at the various retail locations around Gila River Arena.

For tech savvy guests coming to the arena, the new season will bring enhanced cellular coverage. The Gila River Arena has installed a new Distributed Antenna System (DAS). The addition of 184 new antennas will improve coverage and service for users of the major mobile carriers during events.

Fans visiting this exceptional arena enjoy state-of-the-art technology, including an electronic display system with 360-degree video boards, an eight-sided scoreboard, an advanced in-arena production studio and superior acoustics for concerts and other special events.

The building opened on December 26, 2003 with the Arizona Sting's inaugural National Lacrosse League (NLL) game. The following night, December 27, the Coyotes hosted the Nashville Predators in front of a standing-room only crowd of 19,052 for the inaugural NHL game at Gila River Arena. The arena has also hosted five NHL Playoff series, including the 2012 Western Conference Final.

Gila River Arena has hosted numerous world-class concerts and events since opening in December 2003. Some of the music industry's top performers were welcomed to Glendale in the arena's inaugural year including Prince, Rod Stewart, Toby Keith, Britney Spears and Usher.

The arena was bestowed "the best new major concert venue in North America" by the Pollstar Concert Industry Awards in 2003. The venue has hosted major acts and numerous sell-outs such as U2, Elton John, The Rolling Stones, Paul McCartney, Bruce Springsteen, Kenny Chesney, Motley Crue, Justin Timberlake, Katy Perry and Eagles.

Many more A-list acts and major up-and-coming artists have played the venue including Taylor Swift, Justin Bieber, Marc Anthony, Aerosmith with Lenny Kravitz, Nickelback, Bon Jovi, Madonna, Red Hot Chili Peppers, Christina Aguilera, John Mayer, Tim McGraw and Faith Hill.

Gila River Arena has also hosted a variety of live entertainment in recent years including Travis Pastrana's Nitro Circus, Smuckers Stars on Ice, Street League Skateboarding, Nuclear Cowboyz, Professional Bull Riding (PBR), World Extreme Cagefighting (WEC). The arena has brought a number of family oriented shows to Glendale including the likes of Radio City Christmas Spectacular, Nickelodeon Story Time Live!, Sesame Street Live!, the Harlem Globetrotters and Cirque de Soliel.

Every February, Gila River Arena comes alive with "February Frenzy", the Arizona Interscholastic Association's (AIA) high-school tournaments and state championship for basketball.

In August 2011, Gila River Arena upgraded the rink system in compliance with new NHL guidelines. The new glass is an acrylic composite with each panel weighing only 100 lbs. The new viewing experience for fans will be second to none. Each panel along the lower bowl is now 8 feet by 6 feet and 5 feet by 8 feet in both end zones. Fans will be closer to the action than ever before.

GILA RIVER ARENA FAST FACTS

- Fastest built arena of its kind in the United States (18 months)
- Over 20,000 people were involved in the construction process with a grand total of 1.5 million man-hours. At the peak of construction, 840 people worked on site at one time.
- 47,000 yards of concrete
- 5,000 tons of steel to reinforce the concrete structure
- 1,600 tons of steel support the roof which covers 187,000 square feet (4.3 acres)
- Steel in roof weighs 5 million pounds
- Roof covers 4 acres and supports 187,000 feet of insulated roofing
- 31,000 square feet of exterior glass
- 30 miles of piping systems
- 220 miles of wiring
- 41,000 lineal feet of storm drain piping
- 300,000 square feet of sidewalk was created
- 2,400 tons of air conditioning
- 10,000 gallons of water is used to create the ice sheet for hockey/figure skating
- The 34,000 pound center hung scoreboard (28 feet by 28 feet) cost \$2.5 million. It has four 9' x 16' video instant replay screens and is raised and lowered by an electric winch capable of hoisting 50,000 pounds that is mounted up in the roof truss section directly over center ice.

CONSTRUCTION	Began on June 17, 2002
COMPLETION	December 2003, 18 months of construction
OPENING DATE	December 26, 2003 – Arizona Sting vs. Vancouver Ravens
OPENING HOCKEY	December 27, 2003 – Phoenix Coyotes vs. Nashville Predators
OPENING CONCERT	February 12, 2004 – Bette Midler
COST	\$220 million
ARCHITECTS	HOK
CONTRACTOR	Perini Construction
OWNER	City of Glendale
MANAGEMENT	Global Spectrum
SIZE	Located on 223 acres, the arena complex is 612,900 square feet and built 90 feet underground
LOCATION	9400 West Maryland Avenue Glendale Avenue, Arizona 85305
SEATING	Seating capacity for hockey – 17,125 with a maximum of 20,000
PARKING	7,000 parking spaces on site around the arena
LUXURY SUITES	87 suites located on two mid-level concourses, each accommodates up to 20 guests
PUBLIC ENTRANCES	Five entrances, located at Gate 1 (southwest), Gate 2 (west), Gate 4 (north), Gate 6 (east) and Gate 7 (southeast).
MEDIA ENTRANCE	Media parking for Coyotes games at Gila River Arena is available in the Renaissance Parking Garage (levels 2 & 3) directly across from Gate 1 near the southwest corner of the arena. Show your media credential or station/newspaper identification for access.





FRONT OFFICE

GARY J. DRUMMOND**Co-Owner & Director**

Gary J. Drummond has been an investor and Board member on several private and public companies including Baytex Energy Corp., Crew Energy Inc., Comaplex Minerals Corp. and presently Bonterra Energy Corp. and Pincliff Energy Ltd.

Mr. Drummond was Co-founder, Chairman and CEO of Direct Energy Management Limited and Universal Energy Group. He took both companies public on the Toronto Stock Exchange.

Born and raised in Southern Saskatchewan, Mr. Drummond graduated from the University of Saskatchewan Law School in 1973 with a Bachelor's degree in Law and Economics.


He played competitive hockey and baseball and has been an avid lifelong sportsman and fan.

DAVE DUCKETT**Co-Owner & Director**

W David Duckett has had a successful career in the oil and gas midstream business for over 30 years. He has built and developed top tier private and public ventures during his career and remains active today as the founder and leader of one of Canada's premier and most successful midstream organizations.

He has been instrumental in the development of the EDGE School for Athletes located in Calgary, and through his influence has established the EDGE school as one of Canada's most up and coming educational facilities. As his principle residence located in Calgary, he spends significant time during the hockey season at his home in Scottsdale, Arizona. Mr. Duckett has been actively involved with hockey his entire life and continues to participate in many sports.

Mr. Duckett was born and raised in Calgary and obtained his Bachelor of Commerce Degree from the University of Calgary.

WR DUTTON**Co-Owner & Director**

WR "Bill" Dutton spent the majority of his career in the Oil and Gas drilling, exploration and production industry, most recently with a Southeast Saskatchewan company called Upton Resources Ltd which he started in 1987 as a drilling partnership. He is the holder of the 125th Anniversary of the Confederation of Canada Medal and is the member of the Saskatchewan Oil and Gas Hall of Fame.

Born and raised in Virden, Manitoba, his love for hockey began at the age of 5, a love that has spanned over 70 years. He has coached, scouted, managed, scraped the ice, ran the rink, drove the bus and sharpened the skates, and whatever it took to make it happen.

Hockey runs deep in his family, his Uncle Merv "Red" Dutton played professionally with the Calgary Tigers, The Montreal Maroons and the New York American's. Red later went on to be the Coach, manager and owner of the Americans, and was the President of the NHL from 1942-45 when the Americans suspended operations for WWII. Red was the only NHL President who was a player, manager, coach and owner, as well as a trustee of the Stanley Cup.



GEORGE GOSBEE

Governor, Chairman & Co-Owner



George Gosbee's career to date spans 20 years in corporate finance, investment banking and global capital markets. His current firm, AltaCorp Capital, is an investment bank that is partnered with ATB Financial, a wholly owned subsidiary of the Government of Alberta.

Mr. Gosbee is Vice Chair of Alberta Investment Management Co (AIMCo), a \$70 billion institutional investment fund. He is on the Board of Directors for TMX Group and is a former board member of Chrysler Group LLC in Detroit. He was honoured as one of 200 Young Global Leaders by the World Economic Forum for his professional accomplishments and community commitments.

Mr. Gosbee holds a Bachelor of Commerce degree from the University of Calgary where he specialized in finance and petroleum land management. Outside of business, Mr. Gosbee is active on numerous community boards and charity initiatives.

ROBERT G. GWIN

Co-Owner & Director



Robert G. Gwin is Executive Vice President, Finance and Chief Financial Officer of Anadarko Petroleum Corporation (NYSE: APC).

Mr. Gwin is also Chairman of LyondellBasell Industries N.V. (NYSE: LYB), Chairman of the Board of Western Gas Partners, LP (NYSE: WES) and Chairman of the Board of Western Gas Equity Partners (NYSE: WGP). He also serves on the boards of Theatre Under the Stars (TUTS), Communities in Schools (CIS), and the Greater Houston Partnership.

He holds a Bachelor of Science degree from the University of Southern California and a Master of Business Administration degree from the Fuqua School of Business at Duke University. He also earned the Chartered Financial Analyst (CFA) designation from the CFA Institute.

ANTHONY LEBLANC

President & Chief Executive Officer, Co-Owner & Alternate Governor



Anthony LeBlanc is a Co-Owner and member of the Board of Directors for the Arizona Coyotes. He has been a sales and marketing executive for the past 20 years at firms such as the Corel Corporation, Giga Information Group, and most notably as the Vice President of Global Sales at Research In Motion (now BlackBerry) between 2000 and 2008.

He was a founding member of Ice Edge Holdings in 2009 and in 2013 he was a co-founder of IceArizona AcquisitionCo, the eventual owner of the Arizona Coyotes. In 2011, Mr. LeBlanc was nominated as the candidate for the Progressive Conservative Party of Ontario in his hometown riding of Thunder Bay Superior North.

He graduated from Lakehead University in 1993 with a bachelor's degree in Political Science. Born in Northern Quebec and raised in Northwestern Ontario, Mr. LeBlanc has been an avid sports fan since he was a child. He serves as the Coyotes President, CEO and Alternate Governor along with being a Co-Owner.

SCOTT SAXBERG**Co-Owner & Director**

Scott Saxberg is the President, Chief Executive Officer and a director of Crescent Point. He was a founder of Crescent Point Energy in 2001 and has been president of the company since 2003. Mr. Saxberg has worked in the oil and gas industry since 1992, having held a variety of roles with companies such as Shelter Bay, Wascana Energy Inc., Numac Energy Inc. and Magin Energy Inc.

Under Mr. Saxberg's direction, Crescent Point has grown from 275 boe/d in 2001 to an expected 2014 exit rate of 155,000 boe/d and a current market capitalization of more than \$18 billion. Along the way, Mr. Saxberg has received notable recognition, including being named as one of the Globe and Mail's Top 40 Under 40, awarded the 2009 Producer of the Year in Oilweek magazine and named the 2011 Saskatchewan Oilman of the Year.

Crescent Point has also received notable recognition, including awards from Alberta Venture magazine for having the best workplace in Alberta in both 2008 and 2011.

In addition to Mr. Saxberg's passions for hockey and leading a successful corporation, he is an owner of Liquidity, a winery located in beautiful Okanagan Falls of BC wine country.

Mr. Saxberg is a member of the Association of Professional Engineers and Geoscientists of Alberta and serves on the board of Aston Hill Energy General Partner. He also serves on the CAPP board of governors, the CAPP Saskatchewan Executive Policy Group and the STARS Society board of directors.

Mr. Saxberg holds a Bachelor of Science degree in mechanical engineering from the University of Manitoba.

CRAIG STEWART**Alternate Governor, Co-Owner & Director**

Craig Stewart is the Executive Chairman of RMP Energy Inc. He was President and CEO of Rider Resources Ltd. from 2003 to 2008, Meota Resources Corp. from 2000 to 2002 and Poco Petroleum Ltd. from 1992 to 1999. Mr. Stewart has served as a board member of several oil and gas industry organizations and public energy companies.

Mr. Stewart played hockey from 1972-76 for University of Calgary under Hockey Canada Scholarship. He attended Washington Capitals camp in 1973 and was selected All Canadian in 1976. He also played pro hockey in Germany 1979-80.

He earned his bachelor's degree in Economics and Business from the University of Calgary.

RICH WALTER**Co-Owner & Director**

Rich Walter is currently the CEO of Sub-Sahara Capital Group, a firm he also founded.

Prior to founding his own funds, Rich spent seven years at SAC Capital Advisors and three years at Ladenburg Thallmann. He has a long history as an investment professional including founding two of his own long/short term equity funds, Bellman Walter Capital and Walter Capital Management.

Mr. Walter graduated with a Bachelor of Arts degree from Syracuse University.



ANTHONY LEBLANC

President & Chief Executive Officer, Co-Owner & Alternate Governor



Anthony LeBlanc is a Co-Owner and member of the Board of Directors for the Arizona Coyotes. He has been a sales and marketing executive for the past 20 years at firms such as the Corel Corporation, Giga Information Group, and most notably as the Vice President of Global Sales at Research In Motion (now BlackBerry) between 2000 and 2008.

He was a founding member of Ice Edge Holdings in 2009 and in 2013 he was a co-founder of IceArizona AcquisitionCo, the eventual owner of the Arizona Coyotes. In 2011, Mr. LeBlanc was nominated as the candidate for the Progressive Conservative Party of Ontario in his hometown riding of Thunder Bay Superior North.

He graduated from Lakehead University in 1993 with a bachelor's degree in Political Science. Born in Northern Quebec and raised in Northwestern Ontario, Mr. LeBlanc has been an avid sports fan since he was a child. He serves as the Coyotes President, CEO and Alternate Governor along with being a Co-Owner.



FRONT OFFICE



DON MALONEY

Executive Vice President, General Manager & Alternate Governor



Don Maloney enters his eighth season as Executive Vice President, General Manager and Alternate Governor of the Arizona Coyotes after being named to the position on May 29, 2007. Maloney is the seventh general manager in Coyotes/Jets franchise history.

In seven seasons as the Coyotes general manager, Maloney has led the team to a 267-202-71 record and three postseason appearances. He ranks second all-time in franchise history in wins by a general manager.

Under Maloney's leadership, the Coyotes posted a record of 42-27-13 and 97 points in 2011-12, securing their first division championship en route to the franchise's first appearance in the Western Conference Final. Arizona eliminated Chicago in the Western Conference Quarterfinal for its first playoff series victory since the team moved to Phoenix in 1996.

It marked the first time in franchise history that the Coyotes had recorded three consecutive seasons with 40-plus wins. In addition, the Coyotes reached the Stanley Cup Playoffs for the third consecutive year, marking the first time the franchise qualified for the postseason in three or more consecutive seasons since the team clinched a playoff berth in its first four seasons in the Valley (1996-97 to 1999-00).

Maloney received the inaugural NHL General Manager of the Year Award following the 2009-10 season after steering the Coyotes through a turbulent off-season and charting the course for the most successful regular season in franchise history. The team finished the 2009-10 campaign with a record of 50-25-7 for 107 points, setting new franchise records for wins, home wins (29), points, and longest home winning streak (10 games; Nov. 21-Dec. 29) while qualifying for the Stanley Cup Playoffs for the first time since 2002.

In his first season as general manager of the Coyotes in 2007-08, Maloney's club posted a record of 38-37-7 for 83 points, an improvement of seven wins and 16 points from the previous season. The 16-point increase represented the fifth-largest point increase by an NHL team during the 2007-08 season and was also the greatest one-season point increase in Coyotes history.

Among Maloney's stable of highly-regarded draft selections during his tenure as Coyotes G.M. are: defensemen Connor Murphy (20th overall, 2011), Brandon Gormley (13th overall, 2010), Oliver Ekman-Larsson (sixth overall, 2009), goaltender Mark Visentin (27th overall, 2010), forwards Brendan Perlini (12th overall, 2014), Max Domi (12th overall, 2013), Henrik Samuelsson (27th overall, 2012), and Mikkel Boedker (eighth overall, 2008). In addition to building through the draft, Maloney has consistently upgraded the roster through free agency and trades. Over the past six seasons, Maloney made a total of 24 trades around the trade deadline.

Prior to joining the Coyotes in 2007, Maloney, a native of Lindsay, Ontario, spent the previous 10 seasons as a member of the New York Rangers' front office, most recently serving as the team's Vice President of Player Personnel and Assistant General Manager. He was primarily responsible for assisting Rangers President and General Manager Glen Sather in all player transactions and contract negotiations.

Maloney, 55, played a key role in the Rangers' development of several prospects into productive NHL players which recently have included Henrik Lundqvist, Marc Staal, and Ryan Callahan, as well as current Coyote Lauri Korpikoski. Recognized as one of the deepest organizations in the NHL during Maloney's tenure, the Rangers' top minor league affiliate, the Hartford Wolf Pack, reached the American Hockey League playoffs in each of his 10 seasons with the club and won the league's Calder Cup Championship in 2000.

Maloney also served as Assistant General Manager for Team Canada squads that won gold medals at the 2003 and 2004 IIHF World Championship in Finland and Czech Republic, respectively.

Maloney's first front office position in the NHL was Assistant General Manager of the New York Islanders following his retirement as a player with the club on Jan. 17, 1991. Maloney later served as General Manager from Aug. 17, 1992 to Dec. 2, 1995. Among the players drafted by the Islanders during Maloney's tenure with the club were Todd Bertuzzi, Bryan McCabe, Zigmund Palffy, Tommy Salo and Darius Kasparaitis.

Maloney also served as Eastern Professional Scout for the San Jose Sharks during the 1996-97 season prior to joining the Rangers' front office.

As a player, Maloney registered 214 goals, 350 assists and 564 points and 815 penalty minutes in 765 regular season games over 13 NHL seasons with the Rangers, Hartford Whalers and Islanders. He also collected 22 goals, 35 assists and 57 points in 94 career Stanley Cup playoff games.

Maloney spent 11 seasons with the Rangers after being selected by the club in the second round (26th overall) of the 1978 NHL Entry Draft. He helped lead the Rangers to the 1980 Stanley Cup Final by posting 20 points (7-13-20) that postseason, a playoff record for rookies at the time (since broken). Maloney played in the NHL All-Star Game in 1983 and 1984. He was named Most Valuable Player of the 1984 All-Star Game.

Maloney received the Rangers' "Players Player" Award as voted by teammates on three occasions (1979-80, 1980-81, and 1986-87). He also won the Rangers' "Crumb Bum" Award for service to New York youngsters in 1984 and the team's Good Guy Award in 1981 for cooperation with the media.



DARCY REGIER

Senior Vice President & Assistant General Manager



Darcy Regier enters his first season as the Coyotes' Senior Vice President & Assistant General Manager after being named to the position on July 3, 2014.

Prior to joining the Coyotes, Regier spent 17 years as the General Manager for the Buffalo Sabres, which was the longest tenure of any GM in the franchise's 44-year history. Under his guidance, the Sabres advanced to the Stanley Cup Final in 1999 and made four Eastern Conference Final appearances (1998, 1999, 2006 and 2007).

While with the Sabres, the 58-year-old Regier oversaw all aspects of Buffalo's hockey operations, as well as the Rochester Americans, its AHL affiliate. Among the players Regier drafted as General Manager of the Sabres are Ryan Miller (1998), Derek Roy (2001), Jason Pominville (2001), Keith Ballard (2002), Thomas Vanek (2003), Drew Stafford (2004), Jhonas Enroth (2006), Tyler Ennis (2008), Tyler Myers (2008), Zack Kassian (2009), Mikhail Grigorenko (2012) and Zemgus Girgensons (2012).

Previously, the Swift Current, Saskatchewan native served in roles with the New York Islanders as director of hockey administration, assistant coach, and assistant general manager.

Regier was the fifth choice (77th overall) of the California Golden Seals in the 1976 Amateur Draft. He appeared in 26 NHL games over the course of three seasons with the Cleveland Barons and the New York Islanders, totaling two assists and 35 penalty minutes.

SEAN BURKE

Assistant to the General Manager & Goaltending Coach



Sean Burke enters his third season as Assistant to the General Manager/Goaltending Coach. Burke was promoted on July 10, 2012 from Director of Player Development/Goaltending Coach. In his role, Burke works with G.M. Don Maloney, Asst. G.M. Darcy Regier and V.P. of Hockey Operations Chris O'Hearn in all areas of hockey operations, in addition to his responsibilities overseeing all goaltenders in the Coyotes organization and player development.

In addition to his role with the Coyotes, Burke was recently named to Hockey Canada's Program of Excellence management group, which oversees hockey operations for the men's under-17, under-18, and under-20 programs.

Under the guidance of Burke, Coyotes goaltenders have flourished the past five seasons. The 2013-14 season saw Mike Smith catch fire in February by registering a 1.94 goals against average (GAA) and a .934 save percentage (SV%) in a 16-game span. He then posted a 2.19 GAA and a .924 SV% in 12 March contests. Prior to suffering a season-ending injury at NYR on Mar. 24, Smith led all NHL goalies in games (61), starts (60), shots against (1,844), saves (1,687) and minutes (3,558).

In 2011-12, Burke helped Smith reach career highs in games played (67), wins (38), GAA (2.21), SV% (.930) and shutouts (8). Smith ranked fourth in the NHL in wins, tied for third in SV%, tied for third in shutouts and ranked ninth in GAA. In the postseason, Smith ranked tied for first in shutouts (3), third in SV% (.944), fourth in wins (9) and seventh in GAA (1.99). In addition, Coyotes goaltending prospect Mark Visentin won the Dave Pinkney Trophy for the Ontario Hockey League's (OHL) lowest GAA (shared with Christopher Festerini).

In 2010-11, Burke helped Coyotes goaltender Ilya Bryzgalov become the first Coyotes goaltender to record consecutive 30-plus win seasons (36 and 42) since Nikolai Khabibulin (1996-99). Bryzgalov also became the all-time franchise leader in wins (130) passing Bob Essensa. In addition, Bryzgalov (7) and Jason LaBarbera (2) tied the team franchise record for shutouts in a season (9) set in 1998-99 by Khabibulin (8) and Jimmy Waite (1). In 2010-11, Visentin was named the OHL's Goaltender of the Year and was selected to the OHL's First All-Star Team. He also won bronze (2012) and silver (2011) medals with Team Canada at the IIHF World Junior Championship.

During his first year as Goaltending Coach in 2009-10, the Coyotes allowed the fewest goals in the Western Conference while goaltenders Ilya Bryzgalov and Jason LaBarbera ranked third in the NHL with a 2.34 GAA.

Under Burke's tutelage, Bryzgalov enjoyed a career-year while being named a Second Team NHL All-Star and finishing as the runner-up for the Vezina Trophy and was fifth in the voting for the Hart Trophy (League MVP). He also shattered the franchise record for wins in a season (42) and tied the franchise record for shutouts in a single season (8). LaBarbera also enjoyed a tremendously successful season and finished with a record of 8-5-1 with career-bests in GAA (2.13) and SV% (.928). LaBarbera posted a 6-1 record in shootouts and had a career-long shutout streak of 120:48 from Feb. 5 to Mar. 14, which included parts of three games.

During his time as Director of Prospect Development, the Windsor, Ontario native monitored the progress of the team's minor league, junior and college prospects. He was also active in the club's business operations by serving as a liaison for corporate clients and season ticket holders.

Burke, a former NHL goaltender, spent parts of five seasons with the Coyotes from 1999-2004 during his 18-year career. He appeared in 211 career games with the Coyotes, posting a record of 97-78-29 with a 2.39 GAA, a .919 SV% and 15 shutouts. He helped guide the team to the Stanley Cup playoffs during the 1999-00 and 2001-02 seasons and also represented the Coyotes at the 2001 and 2002 NHL All-Star Games. He is second in franchise history in GAA (2.39) and SV% (.919), third in shutouts (15), and fourth in games played (211) and wins (97).

In 820 career NHL games with New Jersey, Hartford/Carolina, Vancouver, Philadelphia, Florida, Tampa Bay, Los Angeles and Phoenix, Burke collected a record of 324-341-101-9 with a 2.96 GAA and a .902 SV%. He was also a three-time NHL All-Star and represented Canada in the 1988 and 1992 Winter Olympics. Burke made his NHL debut on March 2, 1988 with the New Jersey Devils and began his career by going 10-1-0 in his first 13 games.

Burke resides in Scottsdale and has two children: Andie and Brendan. Brendan is a goaltender with the Portland Winterhawks who was drafted by the Coyotes in the sixth round (163rd overall) in the 2013 Entry Draft.

CHRIS O'HEARN

Vice President of Hockey Operations



Chris O'Hearn enters his eighth season with the Coyotes and his first as Vice President of Hockey Operations. As a member of Arizona's hockey operations management team, O'Hearn's responsibilities include player contract research and negotiations, scheduling, salary arbitration and salary cap management. He is also involved with fiscal and strategic planning, evaluating pro and amateur players, compliance with the Collective Bargaining Agreement, administration with the NHL's Central Registry as well as the day-to-day operations of the hockey department.

The 32-year-old native of Winnipeg, Manitoba earned his Bachelor of Arts degree in political science from Arizona State University in 2004. O'Hearn also graduated from the New England School of Law in 2007.

Chris resides in Phoenix.



TIM BERNHARDT

Director of Amateur Scouting



Tim Bernhardt enters his first season as the Coyotes' Director of Amateur Scouting. He is responsible for all amateur scouting and oversees the Entry Draft process for the Coyotes.

The 56-year-old Bernhardt joined the Coyotes as an amateur scout in 2010-11 before serving as the Assistant Director of Amateur Scouting in 2013-14.

Bernhardt started with the Dallas Stars as an amateur scout in 1993 and was named Director of Amateur Scouting in 1998. He left the Stars in 2011 after 18 years in the organization. He was the Stars' Director of Amateur Scouting for 14 years. Bernhardt, a native of Sarnia, Ontario, was a key player in the Dallas Stars organization and was responsible for drafting players such as Steve Ott (2000), Mike Smith (2001), Jussi Jokinen (2001), Trevor Daley (2002), Loui Eriksson (2003), James Neal (2005), Matt Niskanen (2005) and Jamie Benn (2007).

Prior to his scouting career, Bernhardt played 67 games in the NHL as a goaltender with the Calgary Flames and the Toronto Maple Leafs. In total, Bernhardt played 12 seasons of professional hockey in the NHL, AHL and CHL.

Bernhardt currently resides in Schomberg, Ontario, with his wife, Sheri, and sons, Matthew and Jake.

FRANK EFFINGER

Director of Pro Scouting



Frank Effinger enters his seventh season with the Coyotes and fifth as Director of Pro Scouting. He is responsible for all professional scouting and oversees the schedule for the Coyotes' pro scouts.

Effinger joined the Coyotes after spending two seasons as a professional scout with the New York Rangers. Prior to that, he spent seven years with the Minnesota Wild as the club's Eastern Pro Scout. With the Wild, Effinger was influential in acquiring the likes of Dwayne Roloson, Brian Rolston and Kim Johnsson while also playing a role in the team's Expansion Draft in 2000.

Prior to his stint with the Wild, Effinger worked part-time for the Buffalo Sabres and ran the hockey program for the Rye Country Day School in Rye, New York. He was inducted into the Rye Country Day School Hall of Fame in 2012.

From 1979 to 1990, Effinger served as head coach of the Iona College men's hockey team and finished his career with the sixth best winning percentage in college hockey history. He was inducted into the Iona College Athletic Hall of Fame in 1996.

Effinger resides in Larchmont, New York with his wife Kristen.

PRO & AMATEUR SCOUTS



David MacLean
Pro Scout



Ron Rolston
Pro Scout



Jim Roque
Pro Scout



Jeff Twohey
Amateur Scout



Robert Neuhauser
Amateur Scout



Rob Pulford
Amateur Scout



Glen Zacharias
Amateur Scout



Mike Sands
Amateur Scout



Thomas Carlson
Amateur Scout



Trevor Hanson
Amateur Scout



DAVE TIPPETT

Head Coach



Dave Tippett enters his sixth season as the Coyotes Head Coach. Tippett was named the 17th head coach in Coyotes/Jets franchise history on September 24, 2009.

In his five seasons as the Coyotes head coach, he has compiled a 193-126-57 record (443 points) and three postseason appearances. Tippett is now the all-time winningest coach in franchise history while his .589 points percentage is the highest of any head coach in team history.

In 2011-12, Tippett led the Coyotes to an impressive 42-27-13 record (97 points), and the franchise's first division title. Highly regarded as one of the best head coaches in the NHL, Tippett also led the club to its third-consecutive postseason appearance. Under his leadership, the Coyotes won their first postseason series - defeating the Chicago Blackhawks in the Western Conference Quarterfinals - since arriving in the desert (1996). The Coyotes enjoyed a productive run in the 2012 Stanley Cup Playoffs, reaching the Western Conference Final. During his tenure, the Coyotes have posted a record of 95-38-56 in one-goal games. He collected his 400th career head coaching victory at Edmonton on March 18, 2012.

In 2010-11, Tippett led the Coyotes to a 43-26-13 record and 99 points in 2010-11. It marked the first time in franchise history that the Coyotes had recorded consecutive seasons with 40-plus wins and posted back-to-back 95-point plus seasons. In addition, the Coyotes reached the Stanley Cup Playoffs for the second consecutive season, marking the first time the franchise qualified for the

postseason in back-to-back years since the 1998-99/1999-2000 campaigns.

Hired just nine days prior to the start of the 2009-10 regular season, Tippett guided the Coyotes to a record of 50-25-7 for 107 points, shattering franchise records for wins and points in a single season while qualifying for the Stanley Cup Playoffs for the first time since 2002, finishing with the third-most points in the Western Conference. The successful season culminated in Tippett being honored with the Jack Adams Trophy as the NHL's Coach of the Year.

Under Tippett's leadership, the Coyotes allowed the fewest goals in the Western Conference in 2009-10 (202), ranked sixth in the NHL in penalty kill percentage (84.5%), set a new franchise record with a 10-game home winning streak from Nov. 21 to Dec. 29, and tied the franchise record with a nine-game winning streak from Mar. 4-21.

In 11 seasons as an NHL Head Coach, Tippett has compiled a record of 464-282-122. His 464 victories behind the bench represent the third-most wins by an NHL coach over that span (Mike Babcock, 484 and Joel Quenneville, 469). Tippett has guided his teams to postseason berths in eight of his 11 NHL seasons while also compiling four 100-point seasons, three 50-win seasons and five 40-win seasons.

Prior to joining the Coyotes, the 53-year-old Tippett spent six seasons as head coach of the Dallas Stars, from 2002-03 to 2008-09, posting a record of 271-156-65. Under Tippett's leadership, the Stars won two Pacific Division titles (2002-03 and 2005-06), made the playoffs in five out of six seasons and advanced to the 2008 Western Conference Final. Tippett's 271 career regular season coaching victories rank second all-time in Stars history.

During Tippett's tenure in Dallas, the Stars finished in the top-10 in goal-scoring three times and finished no worse than sixth in the NHL in goals against in five of his six seasons, including ranking in the top three on three occasions (2006-07, 2003-04 and 2002-03).

In 2002-03, his first season as an NHL Head Coach, Tippett led the Stars to the best record in the Western Conference and second-best record in the league while also guiding Dallas to its sixth Division title in seven seasons. With a record of 46-17-15-4 for 111 points, Tippett posted what was then the fourth-highest point total by a rookie coach in NHL history.

Tippett joined the Stars organization on May 16, 2002 after serving as an assistant coach for the Los Angeles Kings the previous three seasons. The Kings qualified for the playoffs in all three of Tippett's seasons with the club after having made the postseason just once in six seasons prior to Tippett's arrival.

Prior to becoming a coach, the native of Moosomin, Saskatchewan played 11 years as a forward in the National Hockey League with the Hartford Whalers, Washington Capitals, Pittsburgh Penguins and Philadelphia Flyers. In 721 career NHL games, he registered 93 goals and 169 assists for 262 points with 317 penalty minutes.

During his playing career with Hartford, Tippett served as an alternate captain and earned the Community Service, Unsung Hero, Mr. Hustle and Best Defensive Forward awards. In 1988-89, he registered career highs in goals (17), assists (24) and points (41). Internationally, he captained the 1984 Canadian Olympic Team in Sarajevo, Yugoslavia and earned a silver medal as a member of the Canadian Olympic Team in Albertville, France in 1992. While at the University of North Dakota, he was a member of the 1982 NCAA Division I Championship squad.

Tippett concluded his playing career in 1995 as a player-assistant coach with the Houston Aeros of the International Hockey League (IHL). He served as Houston's Head Coach from 1995-96 to 1998-99, building a reputation as a highly-regarded coach with a tremendous work ethic while leading the Aeros to two 50-win seasons. In 1999, Tippett led Houston to the Turner Cup Championship while being named the IHL Coach of the Year as well as leading the team to the Fred A. Huber Jr. Memorial Trophy by compiling the league's best regular season record (54-15-13). At the 1998 IHL All-Star Game, he was the co-coach of the victorious Western Conference squad.

Dave and his wife, Wendy, have two daughters: Nicole and Natalie.

Head Coaching Record:

Season	Team	Regular Season					Playoffs		
		G	W	L	T/OT	PTS	G	W	L
2002-03	Dallas	82	46	17	19	111	12	6	6
2003-04	Dallas	82	41	26	15	97	5	1	4
2005-06	Dallas	82	53	23	6	112	5	1	4
2006-07	Dallas	82	50	25	7	107	7	3	4
2007-08	Dallas	82	45	30	7	97	18	10	8
2008-09	Dallas	82	36	35	11	83	--	--	--
2009-10	Phoenix	82	50	25	7	107	7	3	4
2010-11	Phoenix	82	43	26	13	99	4	0	4
2011-12	Phoenix	82	42	27	13	97	16	9	7
2012-13	Phoenix	48	21	18	9	51	--	--	--
2013-14	Phoenix	82	37	30	15	89	--	--	--
TOTAL		868	464	282	122	1,050	74	33	41



JIM PLAYFAIR Associate Coach



Jim Playfair enters his fourth season as the Coyotes Associate Coach. He joined the organization on June 7, 2011 from Calgary where he spent 11 years as a coach with the Flames organization.

In his three seasons in Arizona, Playfair has assisted with the development of defensemen Oliver Ekman-Larsson and Keith Yandle who have emerged as premier NHL defensemen.

Playfair joined the Coyotes on June 7, 2011 from Calgary where he spent 11 years as a coach with the Flames organization. He was named the 14th head coach of the Calgary Flames on July 12, 2006. In his only season behind the bench (2006-07), Playfair led Calgary to an impressive 43-29-10 record (96 points) in the Northwest Division. He also served as Calgary's associate coach (2007-09) and as an assistant coach (2003-06) with the Flames.

Playfair also had two stints as a head coach in the American Hockey League while with the Flames' organization. He was the head coach of the Abbotsford Heat (AHL) from 2009-2011. In his two seasons at the helm, Playfair led the Heat to a 77-61-9-13 record (176 points).

He was appointed head coach of the Saint John Flames (AHL) on August 10, 2000. During the 2000-01 season, Playfair led Saint John to its first Calder Cup championship and was named the Minor League Professional Coach of the Year by The Hockey News. Over the course of three seasons (2000-01 to 2002-03) in Saint John, Playfair posted a record of 83-77-22-10.

A native of Fort St. James, British Columbia, Playfair played nine seasons of professional hockey including 21 games in the NHL with the Edmonton Oilers and Chicago Blackhawks. He was originally drafted by the Oilers in the first round (20th overall) of the 1982 NHL Entry Draft.

Jim and his wife Roxanne have three sons: Dylan, Jackson and Austyn.

NEWELL BROWN Assistant Coach



Newell Brown enters his second season as the Coyotes Assistant Coach. He joined the organization on July 10, 2013 from Vancouver where he spent the last three years as a coach with the Canucks organization.

In his first season with the Coyotes, Brown helped rejuvenate the power-play, which ranked fourth in the NHL and first in the Western Conference at 19.9%. Arizona also led the Western Conference and ranked fifth in the League with a 22.1 power-play% at home.

Brown was named to the Vancouver staff on August 3, 2010 and he helped the Canucks to consecutive President's Trophies in 2010-11 and 2011-12 in addition to an appearance in the 2011 Stanley Cup Finals.

The 52-year-old coach joined the Canucks after spending five seasons as an Assistant Coach with the Anaheim Ducks. Prior to that, he held the roles of Associate Coach and Assistant Coach for the Columbus Blue Jackets, Anaheim Mighty Ducks and Chicago Blackhawks dating back to the 1996-97 season.

Before joining the NHL ranks, Brown spent four seasons as Head Coach of the Adirondack Red Wings, Detroit's AHL affiliate. He recorded a 151-132-36-2 record and four consecutive postseason appearances with Adirondack. He also served as Head Coach of Michigan Tech University from 1990-1992 after serving as an Assistant Coach at Michigan State from 1986-1990.

On the international stage, Brown was Head Coach of Team Canada when they secured a silver medal at the 1988 Spengler Cup.


A native of Cornwall, Ontario, Brown played two seasons with the Cornwall Royals, where he helped the Royals win the Memorial Cup in 1979. After being drafted by Vancouver 158th overall in the 1982 NHL Entry Draft, Brown spent one year in the Canucks organization playing for Fredericton (AHL) and Muskegon (IHL) before captaining the Canadian National Team in 1985-86.

Brown captained Michigan State in the final three years of his four-year tenure from 1980-1984 and finished his collegiate career with 186 points (66-120-186) in 146 games.



DAVE KING

Senior Advisor to the Coaching Staff



Dave King enters his first season as Senior Advisor to the Coaching Staff for the Coyotes after serving as the team's development coach for the pasts three seasons. King helps with special assignment scouting and assists the coaching staff in Arizona.

From 2009-11, King served as an assistant coach with the Coyotes after being named to the position on Sept. 21, 2009. King, a member of the International Ice Hockey Federation Hall of Fame (2001), brings over 40 years of coaching experience to the Coyotes, including stints in both the National Hockey League and in international competition.

King had a successful career with the Canadian National Hockey Program from 1983-1992. He coached Canada to the gold medal at the 1982 IIHF World Junior Championship and served as an assistant coach with the bronze medal-winning Canadian team at the IIHF World Championship that same year. The following year, he led Canada to the bronze medal at the 1983 IIHF World Junior Championship and a year later guided the Olympic team to a fourth place finish at the 1984 Winter Olympic Games in Sarajevo, Yugoslavia.

He returned to coach Team Canada to a fourth place finish in the 1988 Winter Olympic Games in Calgary. He also coached Canada in the IIHF World Championship from 1989 to 1992, capturing silver medals in 1989 and 1991. King enjoyed his greatest Olympic success at the 1992 Games in Albertville, France as he led Canada to a silver medal.

King's first stint as an NHL Head Coach came in Calgary where he led the Flames to a 109-76-31 record and a pair of division titles in three seasons (1992-93 to 1994-95). He then spent three seasons with the Montreal Canadiens, where he served as an assistant coach from 1997-99 and as Director of European Scouting in 1999-00.

On July 5, 2000, King was named the first head coach of the expansion Columbus Blue Jackets. That season he led the Blue Jackets to a 28-39-9-6 record (71 points), which ranked second among NHL expansion franchises (excluding the 1967-68 season when the NHL doubled in size from six to 12 franchises). The Blue Jackets also became the first expansion team since 1970 to post a better than .500 record at home, going 19-15-4-3 at Nationwide Arena.

The 66-year-old King, a native of North Battleford, Saskatchewan, began his coaching career at the University of Saskatchewan in 1972, a year after earning his Bachelor's degree in Education. He then coached the Saskatoon Junior B Quakers, the Tier II Saskatoon Olympiques and the Western Hockey League's (WHL) Saskatoon Blades and Billings Bighorns before returning to the University of Saskatchewan in 1980. In 1978, King was named the WHL Coach of the Year.

He has also received numerous awards during his coaching career. In recognition of his contributions to hockey, he received the Order of Hockey Canada Award in April of 2013 and the Order of Canada Award in October of 1992. King was inducted into the Canadian Olympic Hall of Fame in 1995. In 1996, he joined Wayne Gretzky and the 1972 Team Canada squad as recipients of the inaugural Canadian Hockey Awards. King was also presented with the Father David Bauer Award for leadership.

Dave and his wife, Linda, have three children, Andrew, Jennifer and Scott, as well as four grandchildren. King's son Scott plays professional hockey in Germany.

STEVE PETERS

Video Coach



Steve Peters returns for his 18th season with the Coyotes as the team's video coach. He joined the Coyotes in 1996-97 after serving as the Executive Director of the Hobey Baker Memorial Award, given annually to the top hockey player in the National Collegiate Athletic Association.

The Bemidji, Minnesota native is responsible for all of the video needs of the Coyotes' coaching staff. Included in his duties are pre-scouting upcoming opponents, assisting the coaches in breaking down and analyzing game video for motivational and educational purposes, and reviewing game video with Coyotes players.

Peters, 46, is a graduate of the University of North Dakota where he was a three-time letter winner for the Fighting Sioux hockey team and a member of the 1987 NCAA Division I Championship team.

Steve, his wife Heidi and son Jackson reside in Scottsdale.

STEVE SULLIVAN

Development Coach



Steve Sullivan enters his first season with the Coyotes as the team's Development Coach. He oversees all pro player development including working with coaches and players in the Coyotes' minor league system.

The 40-year-old Sullivan joined the organization after a 16-year NHL career that included stints with the New Jersey Devils, Toronto Maple Leafs, Chicago Blackhawks, Nashville Predators, Pittsburgh Penguins and Coyotes.

The Timmins, Ontario native totaled 290-457-747 in 1,011 career NHL games. He also recorded 9-14-23 in 50 career Stanley Cup Playoff games. Sullivan collected 5-7-12 in 33 contests with the Coyotes in 2012-13, and appeared in his 1,000th career NHL game on March 28, 2013 against Nashville.

In 2009, Sullivan was the recipient of the Bill Masterton Trophy, which is awarded each year to the National Hockey League player who best exemplifies the qualities of perseverance, sportsmanship and dedication to hockey. Sullivan became the first player in Predators history to win an NHL award.

Steve and his wife, Kristen, have four children, Aidyn, Garner, Drake and Karlisle.



JASON SERBUS

Head Athletic Trainer



Jason Serbus enters his seventh season as the Coyotes Head Athletic Trainer. Serbus oversees all aspects of the team's medical operations.

Serbus, 39, joined the Coyotes after spending three seasons as the Assistant Athletic Trainer for the Tampa Bay Lightning where he aided in all medical and training operations. Prior to that, he spent four seasons with the Pensacola Ice Pilots of the East Coast Hockey League (ECHL). While with Pensacola, Serbus had the honor of being selected as athletic trainer for the Western Conference at the 2004 ECHL All-Star Game. In 2003 he was named "Athletic Trainer of the Year for Professional Sports" by the Athletic Trainers' Association of Florida.

A native of Bird Island, Minnesota, Serbus has worked with Eisbaren Berlin, the University of Wisconsin-River Falls, the Central Texas Stampede of the Western Professional Hockey League and served as a staff athletic trainer at NovaCare Rehabilitation and Sports Medicine in Florida. Serbus also has served as the Athletic Trainer for the USA Hockey U-17 team on four occasions and the Men's National Team during the 2009 IIHF World Championship in Switzerland.

Serbus, who is a certified member of the National Athletic Trainers' Association, the Arizona Board of Athletic Training, and the Professional Hockey Athletic Trainers Society, earned his Bachelor of Science degree in Biology from the University of Wisconsin-

River Falls and a Master of Arts degree in Physical Education /emphasis in Exercise Physiology from the University of Northern Colorado.

Jason, his wife Paula, and son Garrett reside in Phoenix.

MIKE ERMATINGER

Assistant Athletic Trainer



Mike Ermatinger enters his fourth season as the Coyotes Assistant Athletic Trainer. Ermatinger joined the Coyotes in 2011-12 from the San Antonio Rampage (AHL), the Coyotes' American Hockey League affiliate, where he served as the club's head athletic trainer for three seasons (2008-2011).

Prior to joining the Rampage, the 34-year-old Ermatinger spent one season as the Head Athletic Trainer with the Mississippi Sea Wolves (ECHL). Ermatinger has also worked as an athletic trainer for the Youngstown SteelHounds of the Central Hockey League (CHL), where he was honored with the CHL's 2007 Athletic Trainer of the Year Award.

A native of Cedar Springs, Michigan, Ermatinger earned a degree in Athletic Training/Sports Medicine from Central Michigan University in 2004. While in Michigan, he served as an intern athletic trainer for the Saginaw Spirit of the Ontario Hockey League (OHL). Ermatinger also spent time as the Assistant Athletic Trainer for the Reading Phillies of the Class-AA Eastern League (MILB) before joining the SteelHounds.

Mike resides in Phoenix.



JP MAJOR Strength and Conditioning Coordinator



JP Major enters his first season with the Coyotes as the team's Strength and Conditioning Coordinator. Major came to the organization from EXOS in Phoenix (formerly Athletes' Performance), where for the past two years, he was a Performance Specialist and lead coach for NHL player off-season programs.

The 28-year-old Major was also the head coordinator for professional hockey development and programming for all AP facilities. In 2013, he conducted the Coyotes training camp fitness testing and assisted with all data interpretation.

The Lincoln, Nebraska native was the lead movement coach for the 2014 NFL combine preparation which included training 27 drafted athletes and four players selected in the first round of the NFL Draft.

Major graduated from the University of Nebraska in 2012 with a Bachelor of Science degree (Nutrition, Exercise and Health Science).

MIKE GRIEBEL Manual Therapist



Mike Griebel enters his fifth season with the Coyotes as the team's Manual Therapist. Griebel is responsible for preparing players for competition and recovery. He employs a variety of manual therapy techniques and works closely with the Coyotes medical staff on the rehabilitation of player injuries.

Griebel joined the Coyotes organization in 2010-11 after spending ten years with the Tampa Bay Lightning where he served in the same capacity, and was a part of the team during its Stanley Cup Championship run in 2003-04.

Prior to joining the Lightning, Griebel spent six years as resident massage therapist for Gold's Gym of Venice, California. He worked at Universal Studios Hollywood performing massage on cast members and crew and conducted a private business in Los Angeles. Griebel has also worked at numerous amateur sporting events in his career.


A graduate of the Nova Institute of Health and Technology and the Southern California Sports Massage Clinic, Griebel has studied under prominent instructors in his field. He is a specialist in the Hemme approach to soft tissue and certified in the Mattes method of active isolated stretching.

Griebel and his wife, Lauri, have four children: Kristina, Jessica, Soren and Trevor. The family resides in Glendale.

TEAM DOCTORS



Dr. Robert Luberto
General Sports Medicine




Dr. Brian Shafer
Orthopedic Surgeon



Dr. Gary Waslewski
Orthopedic Surgeon



Dr. Byron J. Larsen
Team Dentist



Dr. George Reiss
Team Ophthalmologist



Dr. Jeffrey Edelstein
Team Ophthalmologist



STAN WILSON

Head Equipment Manager



Stan Wilson returns for his 25th season with the Coyotes organization and 19th season as Head Equipment Manager. On February 9, 2011, Wilson achieved a career milestone by working his 1,500th NHL game at the American Airlines Center in Dallas.

The Melfort, Saskatchewan native began his career as an Equipment Manager in 1980 with the Junior B. Melfort TM's. He joined the Prince Albert Raiders of the Western Hockey League (WHL) for the 1982-83 season, enjoying a Memorial Cup championship in 1985. Wilson then joined the Winnipeg Jets in 1990 as an Equipment Manager and has been with the organization ever since.

In 2007, Wilson won a gold medal as the Equipment Manager of Team Canada at the IIHF World Championship in Russia. Wilson was also Equipment Manager of the gold-medal winning Canadian squad at the 2003 IIHF World Championship in Finland. In 1997, Wilson represented the Coyotes as one of the equipment managers for the NHL All-Star Game in San Jose.

Stan and his wife Shelly have a son, Denver, and a daughter, Colby.

TONY SILVA

Equipment Manager



Tony Silva begins his 17th season with the Coyotes organization as the team's Equipment Manager. On November 8, 2010, Silva achieved a career milestone by working his 1,000th NHL game at Detroit.

Silva joined the Coyotes from the San Jose Sharks, where he served three seasons as an Equipment Manager. Prior to that, the 42-year-old native of San Jose, California worked four seasons as a visiting locker room attendant with San Jose.

Before getting involved with hockey, Silva served six seasons as an Equipment Manager for the San Jose Earthquakes of the Western Soccer League (WSL). He also spent two seasons with the San Francisco Bay Blackhawks of the American Professional Soccer League (APSL).

Tony has three children: Dominik, Landon and Ashtyn. The family resides in Scottsdale.

JASON RUDEE

Assistant Equipment Manager



Jason Rudee returns for his 14th season as Assistant Equipment Manager with the Coyotes after working seven seasons (1994-95 to 2000-01) with the San Jose Sharks as the team's Assistant Equipment Manager and equipment transportation specialist.

The 41-year-old Rudee was the recipient of the inaugural commitment to excellence award in 2011-12 as voted on by the league's 30 equipment managers.

Rudee splits his duties between assisting the Coyotes equipment staff with the day-to-day equipment and locker room maintenance, and serving as the visiting dressing room manager. He manages the visiting team's equipment upon arrival and assists the visiting team's equipment manager with all of his needs while in town.

Jason, his wife Jeannette and their daughters Haley and Hannah reside in Cave Creek.



Mike Humes
EVP Corporate & Premium
Sales



Jeff Morander
EVP Ticket Sales & Strategy



Jim Foss
SVP Strategic Planning



Gregg Olson
Chief Financial Officer



Craig Tindall
General Counsel



Rich Nairn
Vice President of
Communications



Bill Makris
Vice President of Ticket
Sales & Service



Tricia Blackman
Director of Human
Resources



Moki Salazar
Executive Assistant to the
Board of Directors



Karen Gilbert
Executive Assistant to the
President & CEO



Jessica Glass
Receptionist



Bob Teofilo
Director of Hockey
Operations and Hockey
Analytics



Ashley James
Executive Assistant, Hockey
Operations



Rick Braunstein
Manager of Team Services



Jim O'Neal
Team Services Coordinator/
Security



Chris Wojcik
Director of Media Relations



Greg Dillard
Media Relations Coordinator



Olivia Campos
Community Relations
Manager



Sonja Mitrovic
Community Relations
Coordinator



Natalia Protopopoff
Community Relations
Coordinator



Matt Shott
Fan Development Manager



Dave Vest
Sr. Director of News Content



Doug Cannon
Director of Broadcasting



Lou Costanza
Sr. Director of Game
Presentation



Rachel Regnier
Production Manager



Rachel Korchin
Field Producer



Robert Clark
Video Graphics Coordinator



Jon Kingston
Shooter/Editor



Jesse Aranda
Shooter/Editor



Scott Jenner
Sr. Manager of Web & Creative Services



Trent Nielsen
Marketing Manager



Stephanie Richter
Database Marketing Coordinator



Lollie Gonzales
Payroll Administrator



Jessica Fuentes
Accounts Payable



Mark Musallam
Financial Analyst



Tracy Pyrak
Staff Accountant



Monty Low
Director of IT



Justin Ferguson
Analyst System Administrator



Leo Edwards
Sr. Director of Corporate Partnerships



Cale Hulse
Sr. Advisor Business Development & Alumni Relations



Pam Craven
Corporate Partnerships Manager



Mike Akers
Corporate Partnerships Manager



Marshall Spalding
Corporate Partnerships Manager



Lindsay Foletta
Corporate Partner Service Manager



Taylor Popish
Corporate Partner Service Coordinator



Matt Carnot
Corporate Partner Service Coordinator



Grant Buckborough
Sr. Director of Premium & Suite Sales



Mike Briody
Sr. Premium Seating Manager



Mike Ostrowski
Premium Seating Manager



James Whitener
Premium Seating Manager



Matt McClelland
Premium Seating Executive



Dave Paris
Premium Seating Executive



Leah Adler
Premium Seating Service Representative



Sam Bays
Manager of Ticket Sales



Lindsay Kray
Manager of Service & Retention



Karalyn Katchmark
Sr. Service & Retention Account Executive



Sean Sanford
Sr. Service & Retention Account Executive



Matt Herold
Service & Retention Account Executive



Zack Taylor
Service & Retention Account Executive



Drew Bennett
Business Development Account Executive



Josh Pitts
Business Development Account Executive



Phil Martin
Business Development Account Executive



Sean Phelan
Business Development Account Executive



Craig Campbell
Business Development Representative



Ryan Jacobsen
Business Development Representative



Steve Gonzales
Group Sales Supervisor



Katrina Hinsberg
Group Sales Executive



Pete Musser
Group Sales Executive



Will Rimer
Group Sales Executive



Scott Schwartz
Group Sales Executive



Tyler Kern
Group Sales Executive



Lauren Kalinosky
Group Sales Representative



Dave Vangrov
Ticket Sales Representative



Daniel Silverstein
Ticket Sales Representative



Jesse Whalen
Inside Sales Manager




Rebekah Schieck
Inside Sales Representative



Ryan Christy
Inside Sales Representative



Nick Cinelli
Inside Sales Representative



Christian Clark
Inside Sales Representative




Taylor Hatleberg
Inside Sales Representative



Meagan McCarthy
Inside Sales Representative



Bill Mestdagh
Inside Sales Representative



Brad Moss
Inside Sales Representative



Aaron Burg
Inside Sales Representative



Jon Kane
Inside Sales Representative



Luis Corzo
Inside Sales Representative



Tyler Buckley
Inside Sales Representative



Doug Vanderheyden
Sr. Director of Ticket
Operations



Julia Kincade
Box Office Manager



Jakub Jaroszewicz
Ticket Operations
Supervisor



GLOBAL SPECTRUM



Monty Jones Jr
General Manager




Tim Landis
Asst General Manager/
Director of Ops



Kyle Olsen
Director of Events



Paul Serbic
Director of Guest Services



Georgieann Michels
Sr. Marketing Manager



Sam Cornejo
Director of Security



Jeff Jones
Director of Parking



Shawn Bain
Arena Box Office Manager



Nathan Caldwell
Facility Security Supervisor



Andrea Evans
Facility Security Supervisor



Dave Hurni
Security Shift Supervisor



Joaquin Lucio
Operations Manager



Susie Quintela
HR Manager




Dave Widoff
Event Manager



Jonathan Becker
Operating Engineer



Don Jacobson
Conversion Crew Leader



James Kubiak
Housekeeping Attendant



Marcus Rahn
Operating Engineer



James Walker
Electrician



Dave West
Operating Engineer



MATT MCCONNELL

Television Play-By-Play Announcer



Matt McConnell enters his fourth season with the Coyotes as the team's TV play-by-play announcer.

Prior to joining the Coyotes broadcast team, McConnell was the TV voice of the Atlanta Thrashers (2009-2011). He also called all the TV play-by-play for the Thrashers from 1999 (their inaugural season in the NHL) through 2003 before moving on to the Minnesota Wild where he called NHL action for two seasons (2003-2005).

During the 2011-12 season, McConnell called his 1,000th NHL game on February 28, 2012 (Coyotes vs. Canucks).

McConnell got his start in the NHL in 1993 when he was named as the radio voice of the expansion Mighty Ducks of Anaheim. He worked with the Ducks through 1996 when he became the radio play-by-play announcer for the Pittsburgh Penguins from 1996-1999. McConnell has also covered the NHL playoffs for NHL Radio and Westwood One, the Stanley Cup Final for NHL International and the 2009 IIHF World Junior Championship for the NHL Network.

From 2005-06 to 2008-09, he served as the lead play-by-play announcer for CBS College Sports' hockey broadcasts. During this time, McConnell also called college basketball, football and lacrosse for the network and hosted their coverage of the NCAA lacrosse championships. He also played the role of fill-in broadcaster for the NBA on TNT in 2001. Currently, he also calls football and basketball games for the Pac-12 Networks on a free-lance basis.

McConnell's accolades in the broadcasting industry include being named the 2013 Arizona Sports Broadcaster of the Year by the National Sportscasters and Sportswriters Association, a pair of regional sports Emmys involving his work on Thrashers telecasts in 2002 and 2003, his nomination for a regional sports Emmy in 2010 and his nomination for 1994 Broadcaster of the Year by the Southern California Sports Broadcasters Association while he was working with the Ducks.

McConnell is a graduate of Michigan State University where he earned a Bachelor's degree in Telecommunication with major emphasis in Economics.

Matt and his wife Jennifer have a daughter named Zoe.

TYSON NASH

Television Color Analyst



Tyson Nash enters his sixth season with the Coyotes as the team's TV color analyst. A former Coyotes player, Nash will once again team up this season with play-by-play announcer Matt McConnell in the television booth.

The 39-year-old Nash played eight years in the NHL with St. Louis and Phoenix, recording 27-37-64 and 673 penalty minutes (PIM) in 374 games. He also appeared in 23 career Stanley Cup playoff games. Nash was originally drafted by the Vancouver Canucks in the 10th round (247th overall) of the 1994 NHL Entry Draft. He made his NHL debut on April 3, 1999 with the St. Louis Blues. In 1999-00, Nash was a member of the Blues' Presidents' Trophy-winning club, which posted an NHL-best 51-20-11-1 record.

Nash played for the Coyotes during the 2003-04 and 2005-06 seasons and was the recipient of the team's Man of the Year Award in 2004 for his involvement in the Phoenix community. A native of Edmonton, Alberta, Nash enjoyed a standout junior hockey career with the Kamloops Blazers of the Western Hockey League (WHL) where he won three Memorial Cup Championships and was a teammate of Coyotes Captain Shane Doan. Nash and Doan helped lead Kamloops to back-to-back Memorial Cup Championships in 1994 and 1995 while Nash was also a part of Kamloops' 1992 Memorial Cup-winning team.

Nash and his wife, Kathy, reside in Scottsdale with their daughters, Madison and Georgia, and their son Ty.

TODD WALSH

Television/Radio Host



Todd Walsh returns to the Coyotes broadcast team for his 18th season as radio host and 15th as television host.

Walsh joined the Coyotes radio broadcast team in 1996 when the Coyotes announced their partnership with KDKB and KDUS (now NBC Sports Radio 1060 AM). He served as KDKB's sports director from 1993 to 2001.

In 2001, Walsh began as the full-time field reporter for Fox Sports Arizona, working Arizona Diamondbacks baseball games. He also serves as Fox's pre-game show host for both Coyotes and Diamondbacks. Walsh is a four-time Rocky Mountain Emmy Award winner for his work on both Arizona Coyotes and Arizona Diamondbacks broadcasts.

Walsh also worked five years (1988-93) at KTAR as a sports reporter, talk show anchor and co-host of the pre and post-game radio broadcasts for the Phoenix Suns (NBA) and Arizona Cardinals (NFL). From 1991-93, the versatile Walsh also served as the color commentator for Cardinals games.

From 1988-91, he worked as the play-by-play announcer for the Phoenix Firebirds (Pacific Coast League). In 1987, the Rochester, New York native also called Tucson Toros games and Arizona Ice Cats hockey games.

Walsh graduated from the University of Arizona in 1986 with a Fine Arts degree in radio and television. Following graduation, Walsh served as the pre and post-game radio host for Wildcats football and basketball games and hosted a radio talk show.

Todd resides in Phoenix.



BOB HEETHUIS

Radio Play-By-Play Announcer



Bob Heethuis returns for his 17th season as a member of the Coyotes' radio team and his 10th season as radio play-by-play announcer. For seven seasons, "Heeter" served as the studio host for all Coyotes radio broadcasts as well as the "Coyotes Wrap-Up Show" – a post-game call-in show heard on KDUS AM-1060 – now NBC Sports Radio AM 1060 - with interviews, highlights and analysis.

Prior to becoming the Coyotes' radio play-by-play announcer, Heethuis could be heard on the air on KDUS AM-1060 during the week updating listeners with news on the Coyotes and the rest of the sports world. He also hosted "Coyotes Weekly" – an hour-long Coyotes magazine show on KDUS AM-1060.

Currently in his 30th year of professional hockey broadcasting, the 53-year-old native of Muskegon, Michigan previously worked as the radio play-by-play voice for the International Hockey League's Muskegon Lumberjacks and Phoenix Roadrunners from 1984 to 1997. Throughout his 13-year career in the IHL, Heethuis had the opportunity to call over 1,000 regular and postseason games while earning IHL Broadcaster of the Year honors in 1994-95.

Heethuis received a Bachelor of Arts Degree in Telecommunication from Michigan State University in 1983. While at MSU, he began his sports broadcasting career by calling Spartans' hockey, baseball and basketball games.

Bob and his wife, Malissa, reside in Chandler.

NICK BOYNTON

Radio Color Analyst



Nick Boynton enters his first season with the Coyotes as the team's radio color analyst. A former Coyotes player, Boynton will team up with veteran play-by-play announcer Bob Heethuis in the radio booth.

The 35-year-old Boynton played 11 seasons in the NHL with Boston, Phoenix, Florida, Anaheim, Chicago and Philadelphia. In 2010, he won a Stanley Cup as a member of the Chicago Blackhawks.

Boynton, a native of Nobleton, Ontario, played 605 career NHL games recording 34-110-144 and 862 penalty minutes. He played two seasons with the Coyotes from 2006-2008, appearing in 138 games and registering 5-18-23 and 263 penalty minutes.

Boynton was originally drafted by the Washington Capitals in the first round, ninth overall in the 1997 NHL Entry Draft. He re-entered the draft in 1999 and was selected 21st overall by the Bruins.



PLAYERS



HOW THE TEAM WAS BUILT

Year	Draft (Round/Pick)	Free Agent (Date Signed)	Trade/Waivers (Date)
1995 2005	Shane Doan (1/7) Martin Hanzal (1/17) Keith Yandle (4/105)		
2006 2007	Chris Summers (1/29)		
2008	Mikkel Boedker (1/8)	David Schlemko (7/19)	
2009	Michael Stone (3/69) Oliver Ekman-Larsson (1/6) Jordan Szwarz (4/97)		Lauri Korpikoski (7/13)
2010 2011	Brandon Gormley (1/13) Connor Murphy (1/20)	Mike Smith (7/1) Kyle Chipchura (7/19)	
2012		David Moss (7/1) Rob Klinkhammer (7/3)	Antoine Vermette (2/22) Zbynek Michalek (6/22)
2013			Brandon McMillan (4/3)
2014		Devan Dubnyk (7/1) Joe Vitale (7/1) Alex Bolduc (7/1)	Martin Erat (3/4) Sam Gagner (6/29) B.J. Crombeen (6/29)

OFF SEASON ROSTER CHANGES


OUT	TO	IN	FROM
Mike Ribeiro	Nashville (NHL)	Sam Gagner	Tampa Bay (NHL)
Thomas Greiss	Pittsburgh (NHL)	B.J. Crombeen	Tampa Bay (NHL)
Derek Morris	Free Agent	Joe Vitale	Pittsburgh (NHL)
Radim Vrbata	Vancouver (NHL)	Devan Dubnyk	Montreal (NHL)
Paul Bissonnette	Free Agent	Alexandre Bolduc	St. Louis (NHL)
Andy Miele	Detroit (NHL)	Justin Hodgman	Vladivostok Admiral (KHL)
Tim Kennedy	Washington (NHL)	Andrew Campbell	Los Angeles (NHL)
Brett Hextall	Lehigh Valley (AHL)	Mike McKenna	Columbus (NHL)
Chris Rawlings	Evansville (ECHL)	Dylan Reese	Khabarovsk (KHL)
Brandon Yip	Free Agent	Patrick McNeill	Springfield (AHL)
Ethan Werek	Free Agent		
Mathieu Brodeur	Free Agent		
Niklas Tikkinen	Free Agent		
John Mitchell	Free Agent		
Justin Weller	Free Agent		

89

MIKKEL BOEDKER

Left Wing / 6'0" • 211 / Shoots: Left

Born: Dec. 16, 1989, Brøndby, Denmark / Age: 24



Career vs. NHL

TEAM	GP	G	A	PTS	PIM
ANA	24	2	6	8	0
ARI	-	-	-	-	-
BOS	4	0	1	1	0
BUF	6	0	1	1	2
CGY	19	3	7	10	2
CAR	5	1	0	1	0
CHI	17	0	10	10	0
COL	17	4	4	8	4
CBJ	16	2	7	9	4
DAL	25	4	5	9	8
DET	14	3	8	11	2
EDM	17	3	5	8	2
FLA	4	2	2	4	0
LAK	27	5	7	12	4
MIN	15	4	3	7	2
MTL	4	2	0	2	0
NSH	16	2	1	3	6
NJD	4	0	0	0	2
NYI	5	2	4	6	2
NYR	6	1	0	1	0
OTT	5	1	4	5	2
PHI	6	3	3	6	0
PIT	5	1	2	3	2
SJS	23	3	3	6	2
STL	15	2	2	4	2
TBL	5	1	1	2	2
TOR	5	0	3	3	2
VAN	17	1	2	3	6
WSH	5	1	0	1	8
WPG	7	0	2	0	4
TOTALS	338	53	93	146	70

Pack Fact

Recorded career highs in goals (19), assists (32) and points (51) in 82 games in 2013-14.

DRAFTED

Phoenix's 1st choice (1st round, 8th overall) in the 2008 Entry Draft

2013-14 HIGHLIGHTS

Posted career highs in goals (19), assists (32), points (51) and power-play goals (5)...One of three Coyotes to play in all 82 games (Vermette, Yandle)...Ranked tied for second on the team in scoring and ranked second in assists...Finished fourth on the team with a career-high 33 takeaways...Posted a career best 10 multi-point games...Recorded the GWG and had an assist at PIT, Mar. 25...Scored his 50th career goal at TBL, Mar. 10...Had a pair of assists vs. LAK, Jan. 28...Notched a four-game point streak (1-4-5) Jan. 24-30...Scored a goal in three straight games and posted 3-2-5 from Jan. 4-9...Had two assists at OTT, Dec. 21...Scored twice vs. NYI, Dec. 12...Recorded a career-high three points (1-2-3) at EDM, Dec. 3...Notched 1-1-2 at SJS, Nov. 2...Posted 1-1-2 at DET, Oct. 10.

2012-13 HIGHLIGHTS

Finished fourth on the team in scoring with 7-19-26 in 48 games...Had three power-play goals and two game winners...Had a team-high 27 takeaways...Ranked second on the team among Coyotes forwards in TOI/game (18:28) and third among forwards in hits (77)...Had five multi-point games...Scored the GWG vs. COL, Apr. 6...Recorded two assists vs. DET, Apr. 4...Scored a pair of goals, including the GWG vs. LAK, Mar. 12...Recorded 0-2-2 vs. MIN, Feb. 28...Collected 1-1-2 at VAN, Feb. 26...Scored a goal vs. CGY, Feb. 18...Scored the GDG in the shootout at SJS, Feb. 9...Scored a PPG vs. DAL, Feb. 2...Had a four-game point streak (1-4-5) from Jan. 20-26.

2011-12 HIGHLIGHTS

One of six Coyotes to play in all 82 games...Recorded 108 hits...Notched a goal in a 4-1 win at MIN, Apr. 7...Recorded 1-1-2 at STL, Apr. 6...Skated a season-high 21:52 in a 3-2 win vs. COL, Mar. 22...Played in his 200th career NHL game vs. COL, Mar. 22...Scored the GWG vs. SJS, Mar. 10...Scored the GDG vs. LAK, Feb. 21...Netted a goal vs. DAL, Feb. 18...Registered two goals at COL, Dec. 29...Scored a goal vs. PHI, Dec. 3...Netted the GWG vs. DAL, Nov. 26...Scored a goal at PHI, Nov. 17...Recorded a goal and had a season-high four shots vs. MTL, Nov. 10...Scored his first goal of the season at NSH, Oct. 13...**2012 Playoffs:** Ranked tied for fourth on the team in playoff scoring with 4-4-8...Fourth on the team in shots (32)...Played in all five games against LAK in the WCF and scored a goal in Game 1, May 12...Registered 1-2-3 in five games of the WCSF against NSH...Scored a goal in Game 1 vs. NSH, Apr. 27...Recorded 2-2-4 in six games of the WCQF against CHI...Scored the OT GWG in Game 4 at CHI, Apr. 19...Scored the OT GWG (first career postseason goal) and had an assist in Game 3 at CHI, Apr. 17.

2010-11 HIGHLIGHTS

Appeared in 34 games for the Coyotes, recording 4-10-14...Ranked third on the team in plus/minus (plus-11)...Appeared in 36 games with San Antonio (AHL) and posted 12-22-34 and a plus-11 rating...Scored the lone PHX goal vs. SJS, Mar. 26...Notched a goal vs. CBJ, Mar. 24...Netted a goal vs. DET, Mar. 5...Had a career high four-game assist streak (0-6-6) from Feb. 22-27...Scored his first goal of the season at DAL, Feb. 9...Played in his 100th career NHL game at LAK, Jan. 20...Picked up his first point (assist) of the season at DAL, Dec. 26...**2011 Playoffs:** Played in all four games against DET in the WCQF, collecting one assist...Made his Stanley Cup Playoff debut in Game 1 at DET, Apr. 13.

2009-10 HIGHLIGHTS

Appeared in 14 games for the Coyotes, recording 1-2-3...Notched an assist in back-to-back games, vs. DAL, Nov. 27 and at ANA, Nov. 29...Scored his first goal of the season in win vs. NYR, Jan. 30...Also played in 64 games with San Antonio (AHL), collecting 11-27-38...Ranked fourth on the Rampage in assists and sixth in points...Notched seven multi-point games...Compiled an eight-game point streak (4-8-12) for San Antonio from Jan. 27 to Feb. 21...Tallied three assists vs. Grand Rapids, Oct. 18.

2008-09 HIGHLIGHTS

Appeared in 78 games for the Coyotes as a rookie, recording 11-17-28 and 18 PIM...Led all Coyotes rookies in goals, assists, points, games played, shots (116) and average TOI (15:32)...Ranked ninth on the team in scoring...Tied for second among all NHL rookies in GWGs (3)...Finished with four multi-point games...Scored the GWG in a 3-0 win at COL, Apr. 1...Collected two assists vs. ANA, Mar. 19...Represented the Coyotes at the 2009 YoungStars Game in Montreal during NHL All-Star weekend...Tallied the GWG and an assist in a 4-3 win at CGY, Jan. 17...Collected a goal and an assist in a 5-4 SOL vs. DET, Dec. 13...Recorded an assist in back-to-back wins over LAK (Dec. 2) and TOR (Dec. 4)...Scored two goals and logged a season-high 22:52 TOI in a win vs. FLA, Nov. 8...Picked up his first NHL assist in win vs. PIT, Oct. 30...Scored his first NHL goal in win at ANA, Oct. 12...Made his NHL debut in season-opening win vs. CBJ, Oct. 11.

2007-08 HIGHLIGHTS

Appeared in 62 games for Kitchener (OHL), recording 29-44-73 and 14 penalty minutes...Ranked second on the team in points (73), third in assists (44) and fourth in goals (29)...Ranked tied for second in the OHL with a team-leading nine game-winning goals...Ranked third in scoring among all OHL rookies...Voted Best Skater in the OHL's Western Conference in the annual Coaches Poll...Tallied a goal and an assist in the 2008 CHL Top Prospects Game...Finished the regular season on a seven-game point streak, recording 4-9-13 in that span...Recorded a season-high five points with two goals and three assists at Oshawa, Jan. 19...Compiled a season-long nine-game point streak (5-10-15) from Jan. 19 to Feb. 12...Helped lead



2007-08 HIGHLIGHTS (cont'd)

Kitchener to the OHL Championship by recording 9-26-35 in 20 playoff games...Tied for the OHL lead in postseason assists (26) and ranked second in the OHL in postseason points (35)...Closed out the OHL playoffs with a 10-game point streak, recording 3-16-19 from Apr. 20 - May 12...Registered 2-11-13 in the seven-game OHL Championship series against Belleville...Helped Kitchener to the Memorial Cup final by recording 2-4-6 in five games.

2006-07 HIGHLIGHTS

Spent the season with Frolunda (Sweden), playing for the club's Under-18, junior and pro teams...Played in 39 games for Frolunda Jr., recording 19-30-49 and 14 PIM...Helped Frolunda win the Swedish Junior Championship by collecting 6-5-11 in eight postseason contests...Also recorded 3-2-5 in three games with Frolunda U-18...Appeared in two games with the Frolunda pro club.

2005-06 HIGHLIGHTS

Appeared in 37 games for Frolunda Jr., recording 9-8-17 and 22 PIM...Notched one assist in two playoff games...Played in five games for Frolunda U-18 and scored two goals.

INTERNATIONAL CAREER

2014: Recorded 2-2-4 in seven games with Denmark at the IIHF World Championship in Minsk, Belarus...**2013:** Played in seven games and registered 0-3-3 with Denmark at the IIHF World Championship in Stockholm, Sweden and Helsinki, Finland...**2011:** In six games with Denmark at the IIHF World Championship in Slovakia, Boedker netted three goals and collected one assist...Averaged 20:06 TOI/game...**2009:** Represented Denmark at the IIHF World Championship in Switzerland...Recorded 3-1-4 in six games to rank tied for second on the team in scoring...**2008:** Participated at the IIHF World Junior Championship in the Czech Republic for Denmark...Ranked second on the team in scoring with 2-4-6 in six games.

PERSONAL

Nickname is "Boeds"...If he weren't a hockey player, he would like to work in construction...Favorites include Denzel Washington (actor); "The DaVinci Code" (book); "Gridiron Gang" (movie); Linkin Park (music group); and football (sport other than hockey)...Credits his father for having the most influence on his hockey career...Played alongside his older brother, Mads, at the 2009 IIHF World Championship and 2008 IIHF World Junior Championship for Denmark...Favorite place to visit is Copenhagen, Denmark.

CAREER STATISTICS

SEASON	TEAM	LEAGUE	GP	REGULAR SEASON								PLAYOFFS				
				G	A	PTS	PP	SH	GW	+/-	PIM	GP	G	A	PTS	PIM
2005-06	Frolunda U-18	Sweden U18	5	2	0	2	-	-	-	-	0	2	0	1	1	0
	Frolunda Jr.	Sweden Jr.	37	9	8	17	-	-	-	-	22	2	1	2	3	0
2006-07	Frolunda Jr.	Sweden Jr.	39	19	30	49	-	-	-	-	14	8	6	5	11	6
	Frolunda U-18	Sweden U18	3	3	2	5	-	-	-	-	2	6	5	4	9	2
	Frolunda	Sweden	2	0	0	0	-	-	-	-	0	-	-	-	-	-
2007-08	Kitchener	OHL	62	29	44	73	13	1	9	6	14	20	9	26	35	2
2008-09	Phoenix	NHL	78	11	17	28	2	0	3	-6	18	-	-	-	-	-
2009-10	Phoenix	NHL	14	1	2	3	0	0	0	2	0	-	-	-	-	-
	San Antonio	AHL	64	11	27	38	1	0	2	-19	4	-	-	-	-	-
2010-11	Phoenix	NHL	34	4	10	14	0	0	0	11	8	4	0	1	1	2
	San Antonio	AHL	36	12	22	34	4	0	2	11	8	-	-	-	-	-
2011-12	Phoenix	NHL	82	11	13	24	0	0	2	-2	12	16	4	4	8	0
2012-13	Lukko	SM-Liiga	29	21	12	33	-	-	-	16	10	-	-	-	-	-
	Phoenix	NHL	48	7	19	26	3	0	2	0	12	-	-	-	-	-
2013-14	Phoenix	NHL	82	19	32	52	5	0	1	-9	20	-	-	-	-	-
FRANCHISE & NHL TOTALS			338	53	93	146	10	0	8	-4	70	20	4	5	9	2

2013-14 REAL TIME STATS

Shots: 166

Hits: 105

Takeaways: 33

CAREER HIGHLIGHTS

MOST GOALS/GAME:

2 – 4 times (last 12/12/13 vs. NYI)

MOST SHOTS/GAME:

8 – 12/31/13 vs. EDM

LONGEST POINT STREAK:

4 games – 3 times
(last 1/24/14-1/30/14)

MOST ASSISTS/GAME:

2 – 10 times (last 1/28/14 vs. LAK)

LONGEST GOAL STREAK:

3 games – 1/4/14-1/9/14

CAREER HAT TRICKS:

None

MOST POINTS/GAME:

3 – 12/3/13 at EDM

LONGEST ASSIST STREAK:

4 games – 2/22/11-2/27/11

MULTIPLE POINT GAMES:

23 (last 3/25/14 at PIT)

MOST PIM/GAME:

6 – 11/9/13 vs. WSH

FIRSTS

FIRST COYOTES GAME:

10/11/08 vs. CBJ

FIRST NHL GOAL:

10/12/08 at ANA

FIRST COYOTES GOAL:

10/12/08 at ANA

FIRST NHL ASSIST:


10/30/08 vs. PIT

FIRST COYOTES ASSIST:

10/30/08 vs. PIT

FIRST NHL GAME:

10/11/08 vs. CBJ



34 ALEX BOLDUC

Center/Wing / 6'3" • 200 / Shoots: Left

Born: June 26, 1985, Montreal, Quebec / Age: 29

Career vs. NHL

TEAM	GP	G	A	PTS	PIM
ANA	2	0	0	0	5
ARI	2	0	0	0	2
BOS	0	0	0	0	0
BUF	0	0	0	0	0
CGY	5	0	0	0	2
CAR	0	0	0	0	0
CHI	2	0	0	0	0
COL	1	1	1	2	2
CBJ	5	0	0	0	2
DAL	5	0	1	1	10
DET	5	0	0	0	0
EDM	6	0	0	0	4
FLA	0	0	0	0	0
LAK	4	0	0	0	0
MIN	2	0	0	0	7
MTL	1	0	0	0	0
NSH	4	0	0	0	4
NJD	0	0	0	0	0
NYI	1	0	0	0	0
NYR	0	0	0	0	0
OTT	0	0	0	0	0
PHI	1	0	0	0	0
PIT	0	0	0	0	0
SJS	5	0	0	0	2
STL	5	0	1	1	2
TBL	1	0	0	0	0
TOR	3	0	0	0	0
VAN	0	0	0	0	0
WSH	1	0	0	0	0
WPG	1	1	0	1	0
TOTALS	62	2	3	5	42

Pack Fact

Played in 14 games with the Coyotes in 2012-13.

DRAFTED

St. Louis' 6th choice (4th round, 127th overall) in the 2003 Entry Draft

ACQUIRED

Signed as a free agent, July 1, 2014

2013-14 HIGHLIGHTS

Recorded 18-19-37 and 82 PIM in 59 games with Chicago (AHL)...Finished second on the Wolves in goals and third in points.

2012-13 HIGHLIGHTS

Played in 14 games with the Coyotes...Posted 24-27-51 and 90 PIM while serving as team captain for Portland (AHL)...Ranked second on the team in goals and points...Notched 1-1-2 in one playoff game.

2011-12 HIGHLIGHTS

Played in two games for the Coyotes...Made his Coyotes debut Mar. 24 at SJS...Posted 3-12-15 and 30 penalty minutes in 23 games with Portland (AHL).

2010-11 HIGHLIGHTS

Split the season between Vancouver and Manitoba (AHL)...Recorded 2-2-4 and 21 penalty minutes with VAN...Scored the GWG at ATL, Mar. 25...Collected 1-1-2 at COL, Jan. 2...Posted 6-9-15 and 28 penalty minutes in 26 games with Manitoba...Scored four goals and had 20 penalty minutes in 14 playoff games with the Moose...**2011 Playoffs:** Played in three games of the WCF against SJS...Made his Stanley Cup playoffs debut in Game 3 of the WCF at SJS, May 20.

2009-10 HIGHLIGHTS

Started the season in Manitoba, collecting two goals and an assist in 13 games...Recalled to VAN, where he appeared in 15 games with the Canucks, recording 13 penalty minutes...Sidelined for the remainder of the season due to an injury suffered Jan. 13 at MIN.

2008-09 HIGHLIGHTS

Appeared in 63 games with Manitoba, registering 12-21-33 and 116 penalty minutes...Collected 5-4-9 in 13 playoff games, including two shorthanded goals.

2007-08 HIGHLIGHTS

Played in 70 games with Manitoba in his first full season in the AHL, collecting a career-high 18 goals and 37 points...Had 93 penalty minutes and a plus-13 rating...Scored one goal in six playoff games.

2006-07 HIGHLIGHTS

Split the season between Bakersfield (ECHL) and Manitoba...In 16 games with Bakersfield he posted 7-17-24 and 42 penalty minutes...In 32 games with Manitoba, he posted 4-5-9 and 35 penalty minutes...Appeared in five playoff games with the Moose and had eight penalty minutes.

2005-06 HIGHLIGHTS

Recorded 10-6-16 and 56 penalty minutes in 24 games with Bakersfield and 3-7-10 in 29 games with Manitoba...Appeared in his first career AHL game and recorded his first goal with Manitoba on Dec. 14 vs. Syracuse.

2004-05 HIGHLIGHTS

Split the season between Rouyn-Noranda and Shawinigan in the QMJHL...Recorded 7-10-17 and 46 penalty minutes in 33 games with Rouyn-Noranda and 7-11-18 and 14 penalty minutes in 29 games with Shawinigan.

2003-04 HIGHLIGHTS

Posted 23-35-58 and 115 penalty minutes in 65 games with Rouyn-Noranda...Had five game-winning goals and five power-play goals.

2002-03 HIGHLIGHTS

Recorded 14-29-43 and 131 penalty minutes in 66 games with Rouyn-Noranda.

2001-02 HIGHLIGHTS

In 64 games, recorded 6-14-20 and 69 penalty minutes with Rouyn-Noranda.

INTERNATIONAL

2003: Won a gold medal and played in seven games with Canada at the U-18 World Junior Championship in Russia...Scored a goal and posted a plus-3 rating.

PERSONAL

Nickname is "Duke"...His favorite player growing up was Doug Gilmour...Other favorites are Nirvana (band) and "Step Brothers" (movie)...Favorite vacation spot is Mexico...Enjoys playing the guitar.



CAREER STATISTICS

SEASON	TEAM	LEAGUE	GP	REGULAR SEASON								PLAYOFFS				
				G	A	PTS	PP	SH	GW	+/-	PIM	GP	G	A	PTS	PIM
2000-01	Notre Dame	SMHL	61	17	35	52	-	-	-	-	-					
2001-02	Rouyn-Noranda	QMJHL	64	6	14	20	0	0	0	-11	69	4	1	1	2	4
2002-03	Rouyn-Noranda	QMJHL	66	14	19	43	4	1	0	4	131	4	0	2	2	2
2003-04	Rouyn-Noranda	QMJHL	65	23	35	58	5	4	5	6	115	11	3	4	7	18
2004-05	Rouyn-Noranda	QMJHL	33	7	10	17	0	2	1	-4	46	-	-	-	-	-
	Shawinigan	QMJHL	29	7	11	18	1	1	2	-1	14	3	0	0	0	0
2005-06	Bakersfield	ECHL	24	10	6	16	2	3	0	1	56	11	4	4	8	28
	Manitoba	AHL	29	3	7	10	1	0	0	1	35	-	-	-	-	-
2006-07	Bakersfield	ECHL	16	7	17	24	1	1	0	10	42	6	2	4	6	9
	Manitoba	AHL	32	4	5	9	0	0	1	3	35	5	0	0	0	8
2007-08	Manitoba	AHL	70	18	19	37	3	3	2	13	93	6	1	0	1	6
2008-09	Manitoba	AHL	63	12	21	33	5	1	2	3	116	13	5	4	9	14
	Vancouver	NHL	7	0	1	1	0	0	0	1	4	-	-	-	-	-
2009-10	Manitoba	AHL	13	2	1	3	1	0	1	-2	20	-	-	-	-	-
	Vancouver	NHL	15	0	0	0	0	0	0	-3	13	-	-	-	-	-
2010-11	Vancouver	NHL	24	2	2	4	0	0	1	1	21	3	0	0	0	0
	Manitoba	AHL	26	6	9	15	1	1	1	4	28	14	4	0	4	20
2011-12	Portland	AHL	23	3	12	15	0	0	0	0	30	-	-	-	-	-
	Phoenix	NHL	2	0	0	0	0	0	0	-1	2	-	-	-	-	-
2012-13	Portland	AHL	56	24	27	51	4	3	3	2	90	1	1	1	2	2
	Phoenix	NHL	14	0	0	0	0	0	0	-4	2	-	-	-	-	-
2013-14	Chicago	AHL	59	18	19	37	5	3	1	8	82	-	-	-	-	-
FRANCHISE TOTALS			16	0	0	0	0	0	0	-5	4	-	-	-	-	-
NHL TOTALS			62	2	3	5	0	0	1	-6	42	3	0	0	0	0

CAREER HIGHLIGHTS

MOST GOALS/GAME:
1 – 2 times (last 3/25/11 at ATL)*

MOST ASSISTS/GAME:
1 – 3 times (last 1/2/11 at COL)*

MOST POINTS/GAME:
2 – 1/2/11 at COL*

MOST PIM/GAME:
10 – 12/31/10 at VAN*

MOST SHOTS/GAME:
3 – 3 times
(last 1/23/13 vs. CBJ)+

LONGEST GOAL STREAK:
None

LONGEST ASSIST STREAK:
None

LONGEST POINT STREAK:
None

CAREER HAT TRICKS:
None

MULTIPLE POINT GAMES:
1 – 1/2/11 at COL*

FIRSTS

FIRST COYOTES GAME:
3/24/12 at SJS

FIRST COYOTES GOAL:
None

FIRST COYOTES ASSIST:
None

FIRST NHL GAME:
11/27/08 vs. CGY*

FIRST NHL GOAL:
1/2/11 at COL*

FIRST NHL ASSIST:
1/4/09 vs. DAL*

*w/VAN, +w/ARI



24 KYLE CHIPCHURA

Center/Wing / 6'2" • 203 / Shoots: Left

Born: Feb. 19, 1986, Westlock, Alberta / Age: 28

DRAFTED

Montreal's 1st choice (1st round, 18th overall) in the 2004 Entry Draft

ACQUIRED

Signed as a free agent on July 19, 2011

Career vs. NHL

TEAM	GP	G	A	PTS	PIM
ANA	14	2	3	5	4
ARI	7	1	0	1	6
BOS	10	1	2	3	19
BUF	10	1	1	2	7
CGY	14	0	3	3	10
CAR	7	1	1	2	0
CHI	15	1	2	3	16
COL	16	1	7	8	22
CBJ	9	1	1	2	5
DAL	18	1	1	2	28
DET	18	2	3	5	10
EDM	17	3	1	4	9
FLA	9	0	3	3	0
LAK	22	1	4	5	17
MIN	12	0	2	2	5
MTL	4	0	3	3	0
NSH	15	0	4	4	10
NJD	5	1	3	4	4
NYI	7	0	1	1	5
NYR	8	2	2	4	0
OTT	8	0	1	1	5
PHI	6	0	1	1	14
PIT	7	0	0	0	0
SJS	19	1	3	4	25
STL	13	0	1	1	9
TBL	6	1	0	1	0
TOR	10	0	1	1	2
VAN	19	2	0	2	14
WSH	9	0	1	1	10
WPG	8	0	0	0	0
TOTALS	342	23	55	78	256

Pack Fact

Posted a Gordie Howe Hat Trick with a goal, an assist and a fight against Los Angeles on Oct. 29 last season.

2013-14 HIGHLIGHTS

Posted career highs in games played (80) and points (20)...Recorded 5-15-20 and 45 PIM...Won 53.2% of his face-offs... Had 116 hits and 34 takeaways...Posted four multi-point games...Scored a goal vs. EDM, Apr. 4...Notched 1-1-2 at NJD, Mar. 27...Posted 1-1-2 at NYR, Mar. 24...Collected 0-2-2 vs. MTL, Mar. 6...Played in his 300th career NHL game at ANA, Dec. 28...Registered an assist at MTL, Dec. 17...Posted 1-1-2 and a Gordie Howe Hat Trick vs. LAK, Oct. 29...Won 69% (11-for-16) of his face-offs at DET, Oct. 10.

2012-13 HIGHLIGHTS

Collected 5-9-14 and 50 PIM in 46 games...Had 61 hits and four multi-point games...Scored a goal and went 6-for-7 (86%) on face-offs at ANA on Apr. 27 in the regular season finale...Skated in a season-high 15:12 at STL, Apr. 18...Collected two assists vs. LAK, Apr. 2...Registered two assists vs. ANA, Mar. 4...Netted two goals at VAN, Feb. 26...Scored a goal at EDM, Feb. 23...Scored a goal vs. CBJ, Feb. 16...Recorded 0-2-2 at COL, Feb. 11...Won 9 of 15 (60%) of his face-offs vs. MIN, Feb. 4.

2011-12 HIGHLIGHTS

Recorded career highs in points (16) and assists (13) in 53 games...Notched 42 penalty minutes and a plus-2 rating...Scored a goal vs. COL, Mar. 22...Three-game point streak from Feb. 7-11...Scored a goal vs. CHI, Feb. 11...Registered an assist at DAL, Feb. 7...Three-game point streak from Jan. 16-19 (1-3-4)...Collected 0-2-2 vs. DET, Jan. 19...Scored his first goal with the Coyotes at ANA, Jan. 18...Recorded 0-2-2 at COL, Dec. 29...Won 7 of 10 (70%) face-offs at LAK, Dec. 26...Won 4 of 5 (80%) face-offs vs. DAL, Nov. 26...Collected an assist in a 4-2 win at BUF, Nov. 19...Collected his first point (assist) with PHX at SJS, Nov. 12...Appeared in the season opener at SJS, Oct. 8...**2012 Playoffs:** Played in 15 of 16 postseason games, recording 1-3-4 and a plus-4 rating...Appeared in all five games of the WCF against LAK and had an assist in Game 5, May 22...Played in all five games of the WCSF against NSH...Collected an assist in Game 5 vs. NSH, May 7...Registered 1-1-2 in five games of the WCQF against CHI...Scored his first career postseason goal, while recording his first career multi-point game (1-1-2) in Game 6 at CHI, Apr. 23...Made his Stanley Cup Playoff debut in Game 2 of the WCQF.

2010-11 HIGHLIGHTS

Appeared in his fourth NHL season, collecting two assists in 40 games with ANA...Had a pair of assists and was a plus-2 vs. FLA, Dec. 1.

2009-10 HIGHLIGHTS

Appeared in his third NHL season, split between MTL and ANA...Collected 6-6-12 and 72 penalty minutes in 74 games... Collected 1-1-2 in the regular season finale vs. EDM, Apr. 11...Notched a goal vs. DAL, Mar. 29...Collected an assist and went 12 for 18 (67%) on face-offs at CGY, Feb. 13...Played in his 100th career NHL game, vs. LAK, Feb. 8...Recorded the GWG vs. DET, Feb. 3...Notched a goal vs. DET, Jan. 5...Had a goal at SJS, Dec. 26...Scored vs. PHX, Dec. 19...Began the season with the Canadiens, going scoreless with 16 penalty minutes in 19 games.

2008-09 HIGHLIGHTS

Appeared in his second NHL season with Montreal, recording three assists and five penalty minutes in 13 games...Began the season with Hamilton (AHL), recording 14 goals, 21 assists with a plus-28 rating and 65 penalty minutes in 51 games as team captain...Added three goals in six Calder Cup playoff games, pacing the Bulldogs.

2007-08 HIGHLIGHTS

Appeared in his first NHL season with MTL, scoring four goals, seven assists and 10 PIM in 36 games...Was assigned to Hamilton (AHL) on Jan. 8 and played the remainder of the season in the AHL...Recorded 10 goals, 11 assists and 27 penalty minutes in 39 games for the Bulldogs...Registered his first NHL point (goal) against Ryan Miller vs. BUF, Oct. 20...Made his NHL debut on at PIT, Oct. 10.

2006-07 HIGHLIGHTS

Appeared in his first full professional season with Hamilton (AHL), registering 12 goals, 27 assists with a plus-11 rating and 56 penalty minutes in 80 games...Added six goals, seven assists in 22 playoff games en route to the Calder Cup Championship... Matched a postseason single-game team record with four points (2-2-4) in Game 1 of the Western Conference Final, at CHI, May 18.

2005-06 HIGHLIGHTS

Made his professional debut with Hamilton (AHL), earning a goal, two assists and six penalty minutes in eight games...Began the season with Prince Albert (WHL), leading the team in scoring with 21 goals, 34 assists...Posted 17 multi-point games en route to being named team MVP.



2004-05 HIGHLIGHTS

Limited to 28 games with Prince Albert (WHL) due to an injury in late December...Had 14 goals and 18 assists in 28 games.

2003-04 HIGHLIGHTS

Appeared in his second WHL season with Prince Albert, recording 15 goals, 33 assists and 118 PIM in 64 games.

2002-03 HIGHLIGHTS

Made his WHL debut with Prince Albert, earning nine goals, 21 assists and 89 PIM in 63 games.

INTERNATIONAL CAREER

2006: Captained Team Canada to a gold medal at the IIHF World Junior Championship in Vancouver...Posted 4-1-5 in six tournament games...**2004:** As an alternate captain, led Team Canada to a silver medal at the IIHF U-18 World Championship in Belarus...Recorded 3-2-5 and 28 penalty minutes in seven games.

PERSONAL

Nickname is "Chip"...Most memorable hockey moment is winning a gold medal at the 2006 World Junior Championship...Favorite vacation spot is Jasper, Alberta...Lists Peter Forsberg as his favorite player growing up...Other favorites include: Eric Church (musician) and "Gangs of New York" (movie)...Enjoys fishing...Kyle and his wife Nancy were married in the summer of 2014.

CAREER STATISTICS

SEASON	TEAM	LEAGUE	GP	REGULAR SEASON								PIM	PLAYOFFS				
				G	A	PTS	PP	SH	GW	+/-			GP	G	A	PTS	PIM
2002-03	Prince Albert	WHL	63	9	21	30	-	-	-	-		89	-	-	-	-	-
2003-04	Prince Albert	WHL	64	15	33	48	-	-	-	-		118	6	2	4	6	12
2004-05	Prince Albert	WHL	28	14	18	32	-	-	-	-		32	14	4	7	11	25
2005-06	Prince Albert	WHL	59	21	34	55	-	-	-	-		81	-	-	-	-	-
	Hamilton	AHL	8	1	2	3	-	-	-	-		6	-	-	-	-	-
2006-07	Hamilton	AHL	80	12	27	39	1	2	5	11		56	22	6	7	13	20
2007-08	Montreal	NHL	36	4	7	11	0	0	0	-1		10	-	-	-	-	-
	Hamilton	AHL	39	10	11	21	0	3	0	-1		27	-	-	-	-	-
2008-09	Montreal	NHL	13	0	3	3	0	0	0	-6		5	-	-	-	-	-
	Hamilton	AHL	51	14	21	35	1	1	3	28		65	6	3	0	3	2
2009-10	Montreal	NHL	19	0	0	0	0	0	0	-10		16	-	-	-	-	-
	Anaheim	NHL	55	6	6	12	0	1	1	-2		56	-	-	-	-	-
2010-11	Anaheim	NHL	40	0	2	2	0	0	0	1		32	-	-	-	-	-
2011-12	Phoenix	NHL	53	3	13	16	0	0	0	2		42	15	1	3	4	7
	Portland	AHL	8	4	2	6	3	0	0	1		4	-	-	-	-	-
2012-13	Arizona	CHL	10	2	11	13	0	0	1	11		4	-	-	-	-	-
	Phoenix	NHL	46	5	9	14	0	0	0	1		50	-	-	-	-	-
2013-14	Phoenix	NHL	80	5	15	20	0	0	0	3		45	-	-	-	-	-
FRANCHISE TOTALS			179	13	37	50	0	0	0	3		137	15	1	3	4	7
NHL TOTALS			342	23	55	78	0	1	1	-12		256	15	1	3	4	7

2013-14 REAL TIME STATS

Hits: 116

Takeaways: 30

Face-offs: 53.2%

CAREER HIGHLIGHTS

MOST GOALS/GAME:
2 – 2/26/13 at VAN+

MOST ASSISTS/GAME:
2 – 8 times (last 4/2/13 vs. LAK)+

MOST POINTS/GAME:
2 – 13 times
(last 3/27/14 at NJD)+

MOST PIM/GAME:
17 – 2/1/13 at DAL+

MOST SHOTS/GAME:
4 – 3 times (last 3/2/13 vs. ANA)+

LONGEST GOAL STREAK: None

LONGEST ASSIST STREAK:
2 games – 6 times (last 10/29/13-10/31/13)+

LONGEST POINT STREAK:
3 games – 2 times (last 2/7/12-2/11/12)+

CAREER HAT TRICKS:
None

MULTIPLE POINT GAMES:
13 (last 3/27/14 at NJD)+

FIRSTS

FIRST COYOTES GAME:
10/8/11 at SJS

FIRST COYOTES GOAL:
1/18/12 at ANA

FIRST COYOTES ASSIST:
11/12/11 vs. SJS

FIRST NHL GAME:
10/10/07 at PIT*

FIRST NHL GOAL:
10/20/07 vs. BUF*

FIRST NHL ASSIST:
11/1/07 vs. PHI*

*w/MTL, +w/ARI

44 B.J. CROMBEEN

Right Wing / 6'2" • 209 / Shoots: Right
Born: July 10, 1985, Denver, Colorado / Age: 29



Career vs. NHL

TEAM	GP	G	A	PTS	PIM
ANA	18	3	0	3	50
ARI	15	3	1	4	24
BOS	11	0	1	1	31
BUF	8	1	0	1	11
CGY	14	0	1	1	38
CAR	10	0	3	3	12
CHI	20	0	2	2	61
COL	16	0	1	1	61
CBJ	25	4	3	7	64
DAL	13	1	0	1	37
DET	22	2	3	5	7
EDM	16	0	3	3	30
FLA	11	0	0	0	17
LAK	14	3	5	8	17
MIN	17	0	1	1	16
MTL	9	0	2	2	18
NSH	24	3	3	6	26
NJD	9	2	0	2	5
NYI	10	0	2	2	15
NYR	10	1	1	2	18
OTT	11	1	1	2	43
PHI	8	0	2	2	19
PIT	8	0	0	0	12
SJS	16	2	0	2	48
STL	3	0	0	0	0
TBL	4	0	0	0	2
TOR	8	1	3	4	17
VAN	15	1	0	1	34
WSH	11	3	3	6	12
WPG	11	0	2	2	26
TOTALS	387	31	43	74	771

Pack Fact

Has recorded 771 PIM in 387 career NHL games.

DRAFTED

Dallas' 3rd choice (2nd round, 54th overall) in the 2003 Entry Draft

ACQUIRED

From Tampa Bay with Sam Gagner in exchange for a 6th round draft pick in the 2015 Entry Draft on June 29, 2014

2013-14 HIGHLIGHTS

Recorded 3-7-10 and 79 PIM in 55 games with TBL...Ranked second on the team in PIM...Had one multi-point game and one game-winning goal...Scored the game-winning goal vs. NJD, Mar. 15...Had a goal vs. OTT, Jan. 23...Notched two assists at PHI, Jan. 11...Scored a goal vs. WSH, Jan. 9...**2014 Playoffs:** Played in two games of the ECQF against MTL.

2012-13 HIGHLIGHTS

Played in 44 games in his first season with the Lightning, recording a goal and eight points to go along with a plus-4 rating and 112 penalty minutes...Led the NHL with 14 major penalties and ranked sixth in penalty minutes...Recorded a career-high and Lightning season-high 22 penalty minutes at OTT, Mar. 23...Scored his first goal as a member of the Lightning at NJD, Mar. 5...Recorded his first point (assist) with TBL at NYI, Jan. 21...Made TBL debut vs. WSH, Jan. 19.

2011-12 HIGHLIGHTS

Played in 40 games with STL, posting a goal and three points to go along with 71 penalty minutes...Missed the season's first 35 games due to injury...Scored first goal of the season vs. BUF, Jan. 21...**2012 Playoffs:** Skated in a career-high seven postseason games, registering a goal and 31 penalty minutes...Scored first career playoff goal at SJS, Apr. 19 in the WCQF...Recorded 15 penalty minutes vs. LAK, Apr. 30 in the WCSF.

2010-11 HIGHLIGHTS

Played in a career-high 80 games with the Blues, collecting seven goals and 14 points to go along with 154 penalty minutes...Ranked first on the Blues and 14th in the NHL in penalty minutes...Ranked tied for sixth in the NHL with 17 fighting majors...Served his 500th career penalty minute vs. COL, Apr. 5...Recorded 1-1-2 at DET, Mar. 30...Tallied a career-high six shots on goal on at ANA, Mar. 16...Scored a goal at WSH, Mar. 3...Scored a goal at LAK, Jan. 13 and at SJS, Jan. 15...Played in his 200th game vs. VAN, Dec. 20...Recorded a career-high two assists vs. LAK, Dec. 16...Notched a goal vs. DAL, Nov. 27...Had a goal at CBJ, Nov. 10...Scored vs. ANA, Oct. 11.

2009-10 HIGHLIGHTS

Skated in 79 games with St. Louis, recording seven goals and 15 points to go along with 168 penalty minutes...Ranked second on the Blues and 8th in the NHL in penalty minutes...Ranked second on the team and 12th in the league with 18 fighting majors...Scored a goal vs. LAK, Mar. 25...Had a goal at CBJ, Mar. 13...Notched a goal vs. TOR, Feb. 12...Scored vs. ANA, Jan. 23...Tallied goals at LAK, Jan. 9 and vs. CBJ, Jan. 12...Appeared in his 100th career NHL game vs. PHX, Oct. 29...Tied a career-high with 19 penalty minutes vs. DAL, Oct. 24...Scored at DET, Oct. 2.

2008-09 HIGHLIGHTS

Skated in 81 games with DAL and STL, collecting a career-high 12 goals and 22 points to go along with 148 penalty minutes...Ranked second on the Blues and second among NHL rookies with 148 penalty minutes...Scored twice at PHX, Apr. 7...Had the GWG vs. NYR, Feb. 16...Posted a career-high 19 penalty minutes on Jan. 13 at CGY...Had a goal at VAN, Jan. 9...Notched 1-1-2 vs. CBJ, Jan. 3...Had a goal at SJS, Dec. 13...Recorded a career-high 3-game point streak (5-1-6) from 12/6-12/10...Netted his first career hat trick on Dec. 8 vs. NSH becoming the first Blues rookie to record a hat trick since Vitali Prokhorov completed the task on 10/31/92 vs. PHI...Also registered a career-high four-point game (3-1-4) on Dec. 8 vs. NSH...Made his Blues debut vs. ANA, Nov. 21...Acquired by STL off waivers from DAL on Nov. 18...Played in 15 games with the Stars, tallying a goal and five points with 26 penalty minutes...Scored his first career NHL goal on Oct. 25 vs. WSH...**2009 Playoffs:** Appeared in four games of the WCQF against VAN, recording 12 penalty minutes.

2007-08 HIGHLIGHTS

Played in eight games with DAL, recording two assists and 39 PIM...Posted his first career NHL point (assist) on Mar. 29 at LAK...Made his NHL debut on Jan. 19 vs. CBJ...Spent most of the season playing for the Iowa Stars (AHL), playing in 65 games and collecting 14 goals and 28 points with 158 penalty minutes...Was named Iowa's "Most Improved Player"...Ranked first on Iowa in penalty minutes...**2008 Playoffs:** Skated in five playoff games with DAL, making his NHL postseason debut on Apr. 10 at ANA.

2006-07 HIGHLIGHTS

Split the season between Assat Pori of the Finnish Elite League and Idaho of the ECHL...Ranked second on Assat Pori in penalty minutes (152) and third in goals (13)...Returned to North America in the Spring to join the Idaho Steelheads...Played in 13 games with the Steelheads, collecting seven goals and 11 points with 43 penalty minutes...Was a member of the 2007 Kelly Cup Champion Steelheads, posting five goals and 10 points in 22 playoff games.

2005-06 HIGHLIGHTS

Split time between Iowa (AHL) and Idaho (ECHL)...Skated in 52 games with the Stars, posting five goals and 12 points to go along with 97 penalty minutes...Ranked fourth on Iowa in penalty minutes...Played in eight games with Idaho, recording five goals and eight points with five penalty minutes.

**2004-05 HIGHLIGHTS**

Skated in 63 games with the Colts, collecting a career-high 31 goals and 49 points with 111 penalty minutes...Ranked second on Barrie in goals and penalty minutes...Named captain at the beginning of the season...Skated in six postseason games, registering 2-4-6 and 35 penalty minutes... Named to the OHL All-Star Team that played against the Russian Selects.

2003-04 HIGHLIGHTS

Played in 62 games with Barrie, collecting 21 goals and a career-high 50 points to go along with 154 penalty minutes...Led the Colts in penalty minutes and ranked third in goals...Played in 12 playoff games, registering 5-7-12 with 35 penalty minutes...Named to the OHL All-Star Team that played against the Russian Selects... Played for the Eastern Conference in the 2003-04 OHL All-Star Game.

2002-03 HIGHLIGHTS

Appeared in 63 games with Barrie, notching 22 goals and 46 points to go with 133 penalty minutes...Skated in six playoff games, recording a goal and eight penalty minutes.

2001-02 HIGHLIGHTS

Played in 60 games with Barrie, collecting 12 goals and 25 points with 118 penalty minutes...Skated in 20 games, recording 1-1-2 and 31 penalty minutes.

INTERNATIONAL CAREER

2003: Played in seven games for Team Canada at the IIHF World Junior Championships Under-18 Tournament in Russia, posting a goal and five points...Won a Gold Medal with Team Canada.

PERSONAL

Nickname "Beener"...B.J. and his wife, Janet, have three children: Noah, Boden and Grace...Favorite player growing up was Cam Neely...Other favorites include: Jay Z (music) and "The Shawshank Redemption" (movie)...Enjoys playing golf.

CAREER STATISTICS

CAREER STATISTICS			REGULAR SEASON									PLAYOFFS				
SEASON	TEAM	LEAGUE	GP	G	A	PTS	PP	SH	GW	+/-	PIM	GP	G	A	PTS	PIM
2001-02	Barrie	OHL	60	12	13	25	-	-	-	6	118	20	1	1	2	31
2002-03	Barrie	OHL	63	22	24	46	-	-	-	16	133	6	1	0	1	8
2003-04	Barrie	OHL	62	21	29	50	-	-	-	19	154	12	5	7	12	35
2004-05	Barrie	OHL	63	31	18	49	-	-	-	17	111	6	2	4	6	35
2005-06	Iowa	AHL	52	5	7	12	-	-	-	4	97	5	1	0	1	9
	Idaho	ECHL	8	5	3	8	-	-	-	5	0	-	-	-	-	-
2006-07	Assat	Liiga	55	13	9	22	-	-	-	-10	152	-	-	-	-	-
	Idaho	ECHL	13	7	4	11	-	-	-	7	43	22	5	5	10	45
2007-08	Dallas	NHL	8	0	2	2	0	0	0	1	39	5	0	0	0	0
	Iowa	AHL	65	14	14	28	-	-	-	1	158	-	-	-	-	-
2008-09	Dallas	NHL	15	1	4	5	0	0	0	-1	26	-	-	-	-	-
	St. Louis	NHL	66	11	6	17	0	1	3	-8	122	4	0	0	0	12
2009-10	St. Louis	NHL	79	7	8	15	0	1	1	-5	168	-	-	-	-	-
2010-11	St. Louis	NHL	80	7	7	14	0	1	0	-18	154	-	-	-	-	-
2011-12	St. Louis	NHL	40	1	2	3	0	0	0	-2	71	7	1	0	1	31
2012-13	Tampa Bay	NHL	44	1	7	8	0	0	0	4	112	-	-	-	-	-
2013-14	Tampa Bay	NHL	55	3	7	10	0	0	1	-2	79	2	0	0	0	0
NHL TOTALS			387	31	43	74	0	3	5	-31	771	18	1	0	1	43

2013-14 REAL TIME STATS**Hits: 57****Blocks: 15****Takeaways: 15****CAREER HIGHLIGHTS****MOST GOALS/GAME:**

3 – 12/8/08 vs. NSH*

MOST ASSISTS/GAME:

2 – 2 times (last 1/11/14 at PHI)#

MOST POINTS/GAME:

4 – 12/8/08 vs. NSH*

MOST PIM/GAME:

22 – 3/23/13 at OTT#

MOST SHOTS/GAME:

6 – 2 times (last 4/18/13 at MTL)#

LONGEST GOAL STREAK:

3 games – 12/6/08-12/10/08^

LONGEST ASSIST STREAK:2 games – 2 times
(last 12/4/10-12/5/10)^**LONGEST POINT STREAK:**

3 games – 12/6/08-12/10/08^

CAREER HAT TRICKS:

1 – 12/8/08 vs. NSH*

MULTIPLE POINT GAMES:

7 – last 1/11/14 at PHI#

FIRSTS**FIRST COYOTES GAME:**

None

FIRST COYOTES GOAL:

None

FIRST COYOTES ASSIST:

None

FIRST NHL GAME:

1/19/08 vs. CBJ*

FIRST NHL GOAL:

10/25/08 vs. WSH*

FIRST NHL ASSIST:

3/29/08 at LAK*

*w/DAL, ^w/STL, #w/TBL

19

SHANE DOAN

Right Wing / 6'1" • 223 / Shoots: Right

Born: Oct. 10, 1976, Halkirk, Alberta / Age: 37



Career vs. NHL

TEAM	GP	G	A	PTS	PIM
ANA	96	32	39	71	164
ARI	-	-	-	-	-
BOS	21	2	5	7	24
BUF	23	6	9	15	6
CGY	64	18	30	48	45
CAR	18	4	7	11	9
CHI	62	15	16	31	53
COL	64	22	27	49	38
CBJ	48	15	23	38	28
DAL	100	32	37	69	100
DET	65	14	22	36	26
EDM	64	15	42	57	63
FLA	20	5	3	8	14
LAK	97	36	40	76	89
MIN	49	12	24	36	51
MTL	19	4	4	8	18
NSH	57	17	19	36	29
NJD	23	1	4	5	8
NYI	19	7	8	15	27
NYR	21	6	10	16	27
OTT	20	6	5	11	36
PHI	23	4	6	10	20
PIT	21	8	7	15	20
SJS	97	22	38	60	43
STL	70	21	27	48	90
TBL	23	1	9	10	29
TOR	25	5	11	16	14
VAN	66	15	22	37	44
WSH	22	5	7	12	11
WPG	18	4	7	11	16
TOTALS	1315	354	508	862	1142

Pack Fact

Doan is one of four NHL players to score 20-plus goals in 12 or more seasons since 1999-2000 (Hossa, Iginla, Lecavalier).

DRAFTED:

Winnipeg's 1st choice (1st round, 7th overall) in the 1995 Entry Draft

2013-14 HIGHLIGHTS

Finished second on the team in goals (23) and tied for fourth in points (47) despite missing 13 games with an illness...It marked the 12th 20-goal season in his career...Served as team captain for the 10th consecutive year...Collected 23-24-47 and 34 PIM in 69 games...Tied for the team lead in power-play goals (10) and ranked tied for second in game-winning-goals (4)...Ranked second among Coyotes' forwards in TOI/game (18:56)...Led the team with 48 takeaways and added 167 shots and 135 hits...Had 11 multi-point games...Scored a goal vs. DAL in the regular season finale on Apr. 13...Scored a goal vs. SJS, Apr. 12...Scored a goal at CBJ, Apr. 8...Tallied two assists at PIT, Mar. 25...Scored a goal vs. BOS, Mar. 22...Scored his 350th career goal vs. CGY, Mar. 15...Played in his 1,300th career game at BOS, Mar. 13...Posted 1-1-2 vs. MTL, Mar. 6...Scored 2 goals at COL, Feb. 28...Notched his 500th career assist vs. LAK, Jan. 28...Tallied 1-1-2 at VAN, Jan. 26...Scored a goal at CGY, Jan. 22...Posted 1-1-2 vs. CGY, Jan. 7...Tallied 1-1-2 at EDM, Dec. 3...Recorded an eight-game point streak (7-4-11) from Oct. 29-Nov. 23...Notched 1-1-2 at CAR, Oct. 10.

2012-13 HIGHLIGHTS

Ranked third on the team in scoring with 13-14-27 in 48 games with a plus-6 rating and 37 PIM...Served as team captain for the ninth consecutive season...Tied for first on the team in goals (13), led the team in hits (118), ranked second in shots (129) and fourth in takeaways (23)...Had six multi-point games...Notched two assists vs. SJS, Apr. 24...Posted 1-1-2 vs. COL, Apr. 6...Scored the GWG vs. DET, Apr. 4...Scored two goals at LAK, Mar. 19...Collected 1-1-2 vs. LAK, Mar. 12...Scored a goal in three straight games from Mar. 7-12...Scored a goal and recorded his 800th career NHL point vs. ANA, Mar. 4...Notched a goal Feb. 28 vs. MIN...Registered 2-1-3 with the GWG in OT at COL, Feb. 11...Scored a goal vs. LAK, Jan. 26...Collected 1-1-2 and played in his 1,200th career NHL game vs. CHI, Jan. 20.

2011-12 HIGHLIGHTS

In his eighth season as team captain, led PHX to its first Pacific Division title in franchise history and finished third on the team in scoring with 22-28-50 in 79 games...Recorded his ninth-straight 50-point campaign...Won the 2011-12 Mark Messier Leadership Award...Led Coyotes' forwards in TOI/game (19:36) and the team in takeaways (48)...Ranked second on the team in hits (205), shots (226) and game-winning goals (5)...Finished third on the team in power-play points (14), power-play goals (5) and power-play assists (9)...Had 12 multi-point games...Scored 20 or more goals for the 10th time in the past 11 seasons...Scored a goal and had an assist at VAN, Mar. 14...Scored a goal in three straight games Feb. 21-25 (4-0-4)...Recorded the OT GWG vs. CGY, Feb. 9...Posted his 39th career two-goal game and had the GWG vs. COL, Jan. 16...Recorded his first NHL hat trick and had the GWG vs. NYI, Jan. 7...Secured the feat with 0.1 seconds remaining in the game...Scored the GWG vs. EDM, Dec. 15...Scored the GWG and had an assist at CHI, Nov. 29...Began the season with a four-game point streak (3-4-7) that included three multi-point games...**2012 Playoffs:** Finished second on the team in playoff scoring with 5-4-9...Led the team in hits (79), shots (47), takeaways (13) and penalty minutes (41)...Ranked first among Coyotes' forwards in TOI/game (20:47) and tied for first on the team in GWGs (2)...Had two goals and an assist in five games of the WCF against LAK...Scored a pair of goals, including the GWG, at LAK in Game 4 of the WCF, May 20...Registered 2-2-4 in all five games of the WCSF against NSH...Scored the GWG in Game 4 at NSH, May 4...Recorded 1-1-2 in Game 2 vs. NSH, Apr. 29...Recorded 1-1-2 in all six games of the WCQF against CHI...Registered 31 hits during the WCQF and averaged 22:38 in TOI/game.

2010-11 HIGHLIGHTS

Led the team in scoring (20-40-60), goals (20), PPGs (11), GWGs (6), and hits (172)...Second on the team in assists (40) and shots (221)...Third on the team in power-play assists (10), power-play points (21) and penalty minutes (67)...Finalist for 2010-11 Mark Messier Leadership Award...Recorded his eighth-straight 50-point campaign...Had 13 multi-point games...Posted 1-1-2 vs. SJS, Apr. 8...Posted 1-1-2 at VAN, Mar. 18...Notched 1-2-3 at ANA, Mar. 13...Recorded a seven-game point streak from Mar. 5-18 (4-6-10)...Played in his 1,100 NHL game Feb. 25 at CBJ...New franchise all-time games played leader (1,099) at TBL, Feb. 23...Scored a goal in three straight games from Feb. 17-22...Had a season-high eight-game point streak (6-7-13) from Dec. 23 to Jan. 6...Named NHL's Second Star of the Week (Jan. 2)...Collected 0-3-3 vs. ANA, Nov. 27...Recorded season-high eight SOG vs. ANA, Nov. 27...Missed seven games with a lower-body injury (Nov. 6-21)...Suspended three games (Oct. 21-25)...**2011 Playoffs:** Tied for the team lead in playoff scoring with 3-2-5 in four games vs. DET in WCQF...Led the team in goals and power-play goals (2)...Led all Coyotes' forwards in TOI/game (21:42)...Scored a goal in Game 4 of the WCQF vs. DET, Apr. 20...Netted two goals and had an assist in Game 2 of the WCQF at DET, Apr. 16.

2009-10 HIGHLIGHTS

In his sixth season as team captain, finished with 18-37-55 in 82 games to rank second on the team in scoring...Played in all 82 games for the second straight season (one of four Coyotes to play all 82 games in 09-10)...Registered his seventh consecutive 50-point campaign...Received the 2009-10 King Clancy Memorial Trophy...Also a finalist for the 2009-10 Mark Messier Leadership Award...Recorded his 400th career NHL assist vs. CHI, Mar. 20...Collected an assist in three straight games (all wins) from Mar. 13-16...Named NHL's First Star for week ending Jan. 31 (3-6-9 in 4 GP)...Compiled a four-game point streak (3-6-9) from Jan. 26-31...Recorded the OT GWG (eighth of his career) and three assists for a season-high four points at DET, Jan. 26...Collected three assists in 4-2 win vs. NSH, Jan. 21...Scored two goals, including his seventh career OT goal (franchise record), in 5-4 win at EDM, Jan. 5...Collected 1-2-3, including the GWG, in win vs. CBJ, Dec. 21...Played his 1,000th career NHL game on Dec. 17 at CBJ, becoming second player in franchise history (Teppo Numminen) to reach the milestone...Became the 42nd player in NHL history to play 1,000 games with one franchise and the 24th player to do it with the team that drafted him...Scored his 265th career goal, the OT GWG at ANA on Nov. 29, to move into third place on the franchise's all-time goals list...Collected three assists vs. BOS, Oct. 17...**2010 Playoffs:** Recorded 1-1-2 while appearing in three playoff games for the Coyotes...Sustained an injury in Game 3 at DET and missed the remainder of the postseason.



2008-09 HIGHLIGHTS

Played in all 82 games for the third time in his career and first time since 2005-06...Recorded 31-42-73 and 72 penalty minutes to lead the team in scoring for the fifth consecutive season while also serving as team captain for fifth straight year...Set a career high with 31 goals...Led the team in goals, assists, points, power-play goals (10), power-play assists (15), power-play points (25), shots (230), hits (188), takeaways (48) and tied for the team lead in game-winning goals (4)...Selected to his second career NHL All-Star Game...Received the Coyotes team awards for MVP, Leading Scorer, Three-Stars, and the Beth Champie Memorial Award from the Coyotes Booster Club...Registered back-to-back 70-point seasons for the first time in his career...Joined Dale Hawerchuk and Keith Tkachuk as the only players in team history to record nine consecutive 20-goal seasons...Finished with 19 multi-point games and five two-goal games...Scored his 31st goal of the season to establish new career high at LAK, Apr. 4...Had a four-game point streak (3-2-5) from Mar. 30-Apr. 4...Named NHL's Third Star of the Week for week ending Mar. 22 (3-4-7 in 4 GP)...Registered a season-high four points on a goal and three assists – including the GWG at 19:33 of the third period – in a 4-3 win vs. SJS, Mar. 17...Played in his 951st career NHL game to move into second place on franchise all-time games played list at NJD, Mar. 12...Had a season-high 25:36 TOI vs. EDM, Feb. 16...Collected his 600th career NHL point with a goal vs. CAR, Feb. 7...Recorded a goal and an assist for the Western Conference at the 2009 NHL All-Star Game in Montreal, Jan. 25...Won the Elimination Shoot Out at the 2009 Honda NHL SuperSkills Competition in Montreal, Jan. 24...Collected six assists in a four-game span from Jan. 8-15...Compiled a four-game point streak (2-4-6) from Dec. 20-26...Recorded the GWG and an assist in 2-1 win at LAK, Dec. 26...Played in his 900th career NHL game vs. CHI, Nov. 18...Registered 2-1-3 in win at CBJ, Nov. 12...Had a four-game point streak (3-5-8) from Oct. 25-Nov. 4...Recorded two goals and an assist while becoming the franchise's all-time leader in GWG in 4-1 win vs. PIT, Oct. 30.

2007-08 HIGHLIGHTS

Appeared in 80 games for the Coyotes, recording 28-50-78 and 59 penalty minutes...Led the team in goals (28), assists (50), points (78), PPGs (9) and ranked tied for first on the team in power-play points (27) and GWGs (5)...Established new career highs in points (78) and assists (50)...Led the team in scoring for the fourth consecutive season...Selected as Team MVP, won Leading Scorer Award and chosen by fans as the team's Hardest Working Player...Led all Coyotes' forwards in TOI/game (20:45) and hits (158)...Ranked tied for second in the NHL in shorthanded points (9) and 20th in overall points (78)...Finished with 16 multi-point games...Collected a SHG and an assist vs. SJS, Mar. 25...Registered a goal and two assists vs. LAK, Mar. 20...Had a goal and two assists at EDM, Mar. 18...Tallied the GWG at DAL, Mar. 5 to tie Keith Tkachuk's franchise record of 40 career GWGs...Scored his 20th goal of the season on vs. CGY, Mar. 1, giving him eight consecutive 20-goal campaigns...Scored a goal and added two assists vs. DAL, Feb. 14...Assisted on OT GWG at COL, Feb. 4...Recorded 7-12-19 in 13 games during January, the third-highest point total in the NHL for the month...Recorded a point in 13 straight games (7-13-20) from Dec. 31 to Jan. 29; officially listed as a career high 11-game point streak (6-9-15) as he missed the team's Jan. 3 game due to injury...Notched the GWG and an assist vs. BUF, Jan. 21...Recorded a season-high 28:47 TOI vs. CBJ, Jan. 17...Tallied two goals and an assist vs. SJS, Jan. 15...Recorded his 300th career assist vs. VAN, Jan. 11...Collected a goal, the game winner and three assists at COL, Jan. 2...Registered his 500th career NHL point with an assist vs. MIN, Dec. 27...Netted the shootout-deciding goal at ANA, Nov. 23...Scored the lone goal in a 1-0 win at LAK, Nov. 17...Scored his fifth career OT goal and had an assist at ANA, Nov. 7...Scored his 200th career NHL goal and added two assists vs. DAL, Oct. 27.

2006-07 HIGHLIGHTS

Led the Coyotes in scoring for third consecutive season with 27-28-55...Led the team in goals (27), assists (28), points (55), PPGs (11), power-play assists (12), power-play points (23), GWGs (7), OT goals (1), shots (209), shooting percentage (12.9%), hits (156) and takeaways (44)...Ranked first among Coyotes' forwards in average TOI/game (20:26)...Ranked tied for 13th in NHL in GWGs (7)...Ranked fifth on the team in penalty minutes (73)...Selected by Coyotes traveling media as team MVP...Also won the team's Applebee's 3-Star Award and Coyotes Leading Scorer Award...Recorded 21-22-43 over last 47 games of the season...Reached 20-goal mark for seventh straight season and 50-point mark for sixth time in last seven seasons...Finished with 11 multi-point games, three multi-goal games and four multi-assist games...Tied his career high by scoring his seventh GWG of the season vs. LAK, Apr. 5...Recorded his 26th assist of the season vs. SJS, Mar. 30 to pass Paul MacLean for fifth place on the franchise's all-time list...Played in his 800th career NHL game, Apr. 3...Put together a four-game point streak (2-2-4), Mar. 17-22...Recorded a career high seven-game point streak (5-5-10) from Feb. 22 to Mar. 8...Had three multi-point games during that stretch...Also scored goals in a career-best four straight games from Mar. 1-8...Scored his 18th goal of the season to give him 190 goals for his career, passing Doug Smail for fifth place on the franchise's all-time list, at CBJ, Feb. 6...Scored two goals, including the GWG, at DAL, Jan. 9 to give him 33 GWGs for his career, moving him past Jeremy Roenick and into second place on the franchise's all-time list...Notched two goals in a 5-4 OT win at ATL, Jan. 5...Registered eight points (3-5-8) in a three-game span from Dec. 28 to Jan. 1...Had five points (1-4-5) vs. SJS to tie his career high in assists and points in a single game, Dec. 30...Missed six games due to an injury, Nov. 9-19...Missed three games due to injury, Oct. 26-Nov. 3...Recorded his 200th career NHL assist at EDM, Oct. 23...Picked up three points on a goal and two assists vs. NYI on Opening Night, Oct. 5.

2005-06 HIGHLIGHTS

In his 10th NHL season, ranked tied for first on the Coyotes in goals (30), third in assists (36), first in points (66), first in GWGs (7), first in PPGs (17), first in PPAs (24) and PP points (41), first in shots (254), first in penalty minutes (123) and first in hits (164)...Led Coyotes' forwards in TOI/game (19:07)...Established career highs for goals (30), PPGs (17), PPAs (24), power-play points (41), GWGs (7) and penalty minutes (123)...Tied career highs for games played (82) and shots (254)...Played in all 82 games in season for second time in career – one of three Coyotes to play in all 82 games...Finished season with 18 multi-point games, four multi-goal games and six multi-assist games...Recorded 13-12-25 in final 23 games after Olympic Break...Scored 30th goal of season in finale in 3-0 win at STL, Apr. 16...Registered goal and assist in 5-3 win vs. NSH, Mar. 28 (His goal moved him ahead of Morris Lukowich into sixth place on Coyotes' franchise goal-scoring list at 169)...Registered GWGs in back-to-back games at CHI and at CBJ on Mar. 19 and 21...Played in 714th career game with Coyotes/Jets to pass Dale Hawerchuk and move into third place on franchise's games played list and scored goal in 6-2 win at LAK, Mar. 14...Compiled career high six-game point streak (5-6-11), Feb. 12-Mar.11...Posted 2-2-4 in 6-2 win vs. DAL, Mar. 2...Registered Coyotes' season-high and tied career high with 10 shots vs. DAL, Feb. 9...Played in 700th NHL game vs. SJS, Jan. 28...Collected three assists in 6-5 win vs. LAK, Dec. 29...Scored two goals, including 150th NHL goal, at COL, Dec. 26...Scored 147th career goal with Coyotes/Jets to tie Teemu Selanne for eighth on franchise goal scoring list at CHI, Nov. 6...Scored PPG and assisted on GWG in 4-3 OT win at EDM, Oct. 18.

2003-04 HIGHLIGHTS

Had a breakout year, setting career highs in goals (27), assists (41), points (68), PPGs (9), SHGs (2), shots (254) and TOI/game (21:45)...Selected to play in his first NHL All-Star Game...Ranked tied for 22nd in NHL in points and tied for 24th in assists...Finished fourth in NHL in TOI/game among forwards; first among right wings...Ranked 14th in NHL in shots...Finished tied for 21st in NHL in power-play assists (18) and power-play points (9-18-27)...Led team in goals, assists, points, power-play points and shots; tied for first in shorthanded points (2-1-3); second in SHGs, PPGs and power-play assists...Led all forwards in TOI/game; third on team overall...Had 18 multi-point games and five three-point games...Reached 20-goal plateau for fifth straight season...Entered season with two career SHGs, then scored SHGs in back-to-back games (Dec. 18 at LAK, Dec. 20 at STL)...Won three Coyotes' end of season awards: Team MVP, 3-Stars Award and Co-Man of the Year...Won Coyotes Player of the Month four times (Oct., Dec., Feb., Mar.)...One of two Western Conference All-Stars to score a goal in NHL All-Star Game, Feb. 8...Recorded 200th NHL assist (0-3-3) vs. FLA, Feb. 4...Tied career high with three-game goal streak (3-2-5), Dec. 18-22...Played his 600th NHL game at LAK, Dec. 18...Had a five-game point streak (2-6-8) from Nov. 24 to Dec. 4...Collected his 300th NHL point (2-1-3) vs. STL, Nov. 19...Had three four-game point streaks.

19 SHANE DOAN

MOVING UP THE RANKS

Coyotes/Jets All-Time Rankings

GAMES PLAYED

1. Shane Doan	1,315
2. Teppo Numminen	1,098
3. Thomas Steen	950
4. Dale Hawerchuk	713
5. Doug Smail	691
6. Keith Tkachuk	640

GOALS

1. Dale Hawerchuk	379
2. Shane Doan	354
3. Keith Tkachuk	323
4. Thomas Steen	264
5. Paul MacLean	248
6. Doug Smail	189

ASSISTS

1. Thomas Steen	553
2. Dale Hawerchuk	550
3. Shane Doan	508
4. Teppo Numminen	426
5. Keith Tkachuk	300
6. Paul MacLean	270

POINTS

1. Dale Hawerchuk	929
2. Shane Doan	862
3. Thomas Steen	817
4. Keith Tkachuk	623
5. Teppo Numminen	534
6. Paul MacLean	518

PENALTY MINUTES

1. Keith Tkachuk	1508
2. Laurie Boschman	1338
3. Shane Doan	1142
4. Jim Kyte	772
5. Kris King	762
6. Tim Watters	760

POWER-PLAY GOALS

1. Dale Hawerchuk	122
2. Keith Tkachuk	114
3. Shane Doan	108
4. Paul MacLean	97
5. Thomas Steen	73
6. Teemu Selanne	49

GAME-WINNING GOALS

1. Shane Doan	65
2. Keith Tkachuk	40
3. Jeremy Roenick	33
4. Doug Smail	31
5. Dale Hawerchuk	29
Thomas Steen	29

2002-03 HIGHLIGHTS

Ranked second on Coyotes in assists (37) and points (58); third in goals (21)...Set career high in games (82); one of only three Coyotes to play in every game...Led team in shots...Ranked first on team in power-play points (7-13-20) and second in PPAs...100th NHL goal vs. MIN, Nov. 7...500th NHL Game vs. NSH, Nov. 3.

2001-02 HIGHLIGHTS

Ranked sixth in NHL in hits (second among forwards)...For third consecutive season, recorded at least 200 hits and 200 shots; only NHL player to achieve feat in '01-02...Led team in shots and hits...Ranked third on team in points...Tied for second on the team in games (81)...Tied franchise single-game high with 10 hits at LAK, Feb. 13...200th NHL point (2-2-4) vs. NYR, Dec. 31...Missed one game due to injury...**2002 Playoffs:** In five games, led Coyotes in points (2-2-4) and hits (29); tied for first in goals...Had 23 hits in last three games of SJS series.

2000-01 HIGHLIGHTS

Ranked second on team in goals (26), assists (37), points (63) and GWGs (6)...Led team in hits (206) and shots (220)...One of only four NHL players with at least 200 hits and 200 shots...Tied for 10th in NHL in hits among forwards...Second on team in PP points (6-17-23) and PP assists...400th NHL game vs. NYI, Mar. 25...Set career highs for assists and points in a game with 1-4-5 (100th NHL assist) vs. EDM, Mar. 24...Career high five-game point streak (2-3-5) from Jan. 12-19...Missed six games with an injury...Won Coyotes hardest shot contest (96.8 mph) at Superskills Challenge, Dec. 7.

1999-2000 HIGHLIGHTS

Established new career highs with 26-25-51 in 81 games...Led team in shots (221) and hits (225)...One of only three players in NHL with at least 200 hits and 200 shots...Ranked 15th in NHL in hits (second among forwards)...Ranked second on team in points and goals...100th NHL point (assist) vs. DAL, Mar. 3...Tied single-game franchise record with 10 hits vs. COL, Mar. 23...300th NHL game vs. DET, Jan. 31...**2000 Playoffs:** Ranked second on team in points with 1-2-3 in series vs. COL...Led team in playoff hits (20)...Missed Game 5 with an injury...Had team-high 11 hits at COL, Apr. 15...Had two assists and three points at COL, Apr. 13.

1998-99 HIGHLIGHTS

Posted 6-16-22 in 79 games...Missed two games due to injury...200th NHL game vs. LAK, Dec. 28...**1999 Playoffs:** Tied for second on team in goals (2) and points (4)...Led team in playoff GWGs (2)...Tallied 1-1-2 (GWG) for second straight game vs. STL, Apr. 25...Scored GWG at 8:58 of OT (1-1-2) vs. STL, Apr. 24.

1997-98 HIGHLIGHTS

Recorded 5-6-11 in 33 games with the Coyotes...Split season between Phoenix and Springfield (AHL)...Tied for fourth on Coyotes in GWGs...**1998 Playoffs:** Scored first NHL playoff goal in Game 4 vs. DET, Apr. 28.

1996-97 HIGHLIGHTS

Recorded 4-8-12 in 63 games with PHX...Missed 12 games with injuries.

1995-96 HIGHLIGHTS

Named Jets' Rookie-of-the-Year.

1994-95 HIGHLIGHTS

In final season with Kamloops (WHL), had an 18-game point streak (third longest in WHL in '94-95)...Finished third on team in points and 16th in WHL...Helped Kamloops win 1995 Memorial Cup for second consecutive season...Won Stafford Smythe Memorial Trophy as MVP in '94-95 Memorial Cup...Selected to Memorial Cup All-Star Team.

1993-94 HIGHLIGHTS

Part of Kamloops' 1994 Memorial Cup winning team, but did not play in any playoff games.

INTERNATIONAL CAREER

2009: For the third straight year, served as team captain for Canada at the IIHF World Championship in Switzerland...Helped lead Canada to the silver medal for second consecutive year...Recorded 1-6-7 and 14 penalty minutes in nine games...**2008:** Served as team captain for Canada at the IIHF World Championship in Halifax and Quebec City for the second consecutive year...Recorded 2-4-6 in nine games to help lead Canada to the silver medal...**2007:** Led Team Canada to a gold medal at the IIHF World Championship in Moscow while serving as team captain and posted 5-5-10 in nine games...Notched a hat trick in 6-3 win over Belarus...Ranked tied for third on Team Canada in points and tied for 11th in tournament scoring...**2006:** Tallied 2-1-3 and plus-3 in six games for Team Canada at Winter Olympics in Torino, Italy – his first Olympics...**2005:** Won silver medal as alternate captain with Team Canada at IIHF World Championship in Austria, registering 1-3-4 in nine games...**2004:** Scored the game-winning goal in 3-2 victory over Finland at the Final of the World Cup of Hockey in Toronto to capture tournament for Team Canada...Named to Canada's IIHF World Championship team, but did not play due to injury...**2003:** Helped lead Canada to gold medal at IIHF World Championship in Finland, collecting 4-2-6 in nine games...Ranked tied for fifth in team scoring...Ranked tied for 15th in tournament goal scoring and tied for fifth in PPGS (3)...Scored GTG in third period of final game against Sweden to force OT...**1999:** Represented Team Canada at IIHF World Championship in Norway (4 GP)...**1995:** Invited to attend Team Canada's evaluation camp for IIHF World Junior Championship.



PERSONAL

Nicknamed "Doaner"...While growing up, tried to emulate the style of Cam Neely...His favorite hockey players while growing up were Paul Coffey and Wayne Gretzky...Inspired to play hockey by his father Bernie, who was drafted by St. Louis (80th overall) in the 1971 NHL Entry Draft...His sister Leighann played basketball professionally in Europe following her time with the Canadian National Women's Basketball Team...Leighann was named Canada's 2001 Female Athlete of the Year (led nation in scoring and rebounds) and carried the torch for Canada at World University Games in Beijing...His cousin Catriona LeMay Doan won a gold medal in women's speed skating at 2002 Olympics and was inducted into Canada's Sports Hall of Fame in 2005, and was also one of four people to light the torch at the 2010 Winter Olympics in Vancouver...Is a big fan of U2, Creed and Garth Brooks...Played junior hockey with Jarome Iginla...Enjoys golf and riding horses...Owns 25 mares and three studs and has close to 100 horses...His first job was working on his family's ranch and taking trail rides...Favorite TV shows are "Leverage" and "Mantracker"...Doan and his brother Brook survived a manhunt on the Reality TV show "Mantracker" in Season 6 on an episode that first aired on April 17, 2011...Is one of most active Coyotes in the community...Works with many organizations including United Blood Services (sponsors "Doaner Night" at Coyotes home games), Phoenix Children's Hospital and Phoenix Rescue Mission...Runner-up for 2004 NHL Foundation Player Award given for outstanding community service (Iginla winner)...Earned the Coyotes Co-Man of the Year Award in 2004...Won the 2010 King Clancy Trophy and was a finalist for the 2010 and 2011 Mark Messier Leadership Award...Won the Mark Messier Leadership Award in 2012...Spends his off-seasons in Kamloops, British Columbia with his wife Andrea, sons Joshua and Carson and daughters Gracie and Karys.

CAREER STATISTICS

SEASON	TEAM	LEAGUE	GP	REGULAR SEASON								PIM	PLAYOFFS				
				G	A	PTS	PP	SH	GW	+/-			GP	G	A	PTS	PIM
1992-93	Kamloops	WHL	51	7	12	19	-	-	-	-		65	13	0	1	1	8
1993-94	Kamloops	WHL	52	24	24	48	-	-	-	-		88	-	-	-	-	-
1994-95	Kamloops	WHL	71	37	57	94	-	-	-	-		106	21	6	10	16	16
1995-96	Winnipeg	NHL	74	7	10	17	1	0	3	-9		101	6	0	0	0	6
1996-97	Phoenix	NHL	63	4	8	12	0	0	0	-3		49	4	0	0	0	2
1997-98	Phoenix	NHL	33	5	6	11	0	0	3	-3		35	6	1	0	1	6
	Springfield	AHL	39	21	21	42	6	0	6	20		64	-	-	-	-	-
1998-99	Phoenix	NHL	79	6	16	22	0	0	0	-5		54	7	2	2	4	6
1999-00	Phoenix	NHL	81	26	25	51	1	1	4	6		66	4	1	2	3	8
2000-01	Phoenix	NHL	76	26	37	63	6	1	6	0		89	-	-	-	-	-
2001-02	Phoenix	NHL	81	20	29	49	6	0	2	11		61	5	2	2	4	6
2002-03	Phoenix	NHL	82	21	37	58	7	0	2	3		86	-	-	-	-	-
2003-04	Phoenix	NHL	79	27	41	68	9	2	1	-11		47	-	-	-	-	-
2004-05	Did Not Play																
2005-06	Phoenix	NHL	82	30	36	66	17	0	7	-9		123	-	-	-	-	-
2006-07	Phoenix	NHL	73	27	28	55	11	0	7	-14		73	-	-	-	-	-
2007-08	Phoenix	NHL	80	28	50	78	9	2	5	4		59	-	-	-	-	-
2008-09	Phoenix	NHL	82	31	42	73	10	0	4	5		72	-	-	-	-	-
2009-10	Phoenix	NHL	82	18	37	55	5	0	4	3		41	3	1	1	2	4
2010-11	Phoenix	NHL	72	20	40	60	11	0	6	5		67	4	3	2	5	6
2011-12	Phoenix	NHL	79	22	28	50	5	0	5	-8		48	16	5	4	9	4
2012-13	Phoenix	NHL	48	13	14	27	0	0	2	6		37	-	-	-	-	-
2013-14	Phoenix	NHL	69	23	24	47	10	0	4	-7		34	-	-	-	-	-
FRANCHISE & NHL TOTALS			1315	354	508	862	108	6	65	-26		1142	55	15	13	28	85

2013-14 REAL TIME STATS

Shots: 167

Hits: 135

Takeaways: 48

CAREER HIGHLIGHTS

MOST GOALS/GAME:

3 – 1/7/12 vs. NYI

MOST SHOTS/GAME:

11 – 3/19/13 at LAK

CAREER HAT TRICKS:

1 – 1/7/12 vs. NYI

MOST ASSISTS/GAME:

4 – 2 times (last 12/30/06 vs. SJS)

LONGEST GOAL STREAK:

4 games – 3/1/07-3/8/07

MULTIPLE POINT GAMES:

189 (last 3/25/14 at PIT)

MOST POINTS/GAME:

5 – 2 times (last 12/30/06 vs. SJS)

LONGEST ASSIST STREAK:

5 games – 2/14/08-2/22/08

MOST PIM/GAME

27 – 11/22/05 vs. ANA

LONGEST POINT STREAK:

11 games – 1/5/08-1/29/08

FIRSTS

FIRST FRANCHISE GAME:

10/7/95 vs. DAL

FIRST NHL GOAL:

11/14/95 vs. CHI

FIRST FRANCHISE GOAL:

11/14/95 vs. CHI

FIRST NHL ASSIST:

10/7/95 vs. DAL

FIRST FRANCHISE ASSIST:

10/7/95 vs. DAL

FIRST NHL GAME:

10/7/95 vs. DAL



40 DEVAN DUBNYK

Goaltender / 6'6" • 210 / Catches: Left

Born: May 4, 1986, Regina, Saskatchewan / Age: 28

DRAFTED

Edmonton's 1st choice (1st round, 14th overall) in the 2004 Entry Draft

ACQUIRED

Signed as a free agent, July 1, 2014

Career vs. NHL

TEAM	GP	MINS	GA	SOG	SHO	W	L	T/OT	PTS%	GAA	SV%
ANA	7	369	17	187	0	7	2	3	.708	2.76	.909
ARI	11	608	33	330	0	2	6	1	.278	3.26	.900
BOS	3	138	12	86	0	0	3	0	.000	5.22	.860
BUF	-	-	-	-	-	-	-	-	-	-	-
CGY	14	807	32	379	1	6	4	3	.578	2.38	.916
CAR	3	172	12	95	0	1	1	0	.500	4.16	.874
CHI	10	491	35	310	0	2	6	0	.250	4.28	.887
COL	15	858	32	485	1	8	5	1	.607	2.24	.934
CBJ	13	704	25	349	2	7	3	2	.615	2.13	.928
DAL	8	447	23	223	0	2	5	1	.313	3.07	.897
DET	5	316	13	171	0	2	1	2	.600	2.47	.924
EDM	-	-	-	-	-	-	-	-	-	-	-
FLA	3	187	5	75	0	3	0	0	1.000	1.60	.933
LAK	7	431	16	233	0	3	3	1	.500	2.23	.931
MIN	6	312	15	161	0	6	1	4	.615	2.88	.907
MON	4	243	13	123	0	2	1	1	.625	3.21	.894
NSH	9	474	18	255	1	4	3	1	.563	2.28	.929
NJD	1	63	4	39	0	0	0	1	.500	3.81	.897
NYI	3	178	8	100	0	1	2	0	.333	2.68	.920
NYR	-	-	-	-	-	-	-	-	-	-	-
OTT	2	100	3	45	0	1	0	0	1.000	1.80	.933
PHI	3	178	7	95	1	1	2	0	.333	2.37	.926
PIT	4	245	12	126	0	2	2	0	.500	2.94	.905
SJS	12	696	36	402	0	4	6	2	.417	3.11	.910
STL	7	381	30	191	0	0	7	0	.000	4.72	.843
TBL	1	58	3	25	0	0	1	0	.000	3.10	.880
TOR	3	140	12	75	0	0	1	1	.250	5.18	.840
VAN	15	858	37	462	2	5	6	3	.464	2.58	.920
WSH	1	60	4	26	0	0	1	0	.000	4.00	.846
WPG	3	178	11	91	0	2	1	0	.667	4.00	.848
TOTALS	173	9692	468	5139	8	61	77	22	.450	2.90	.909

2013-14 HIGHLIGHTS

Went 11-17-0 in 32 appearances with a 3.36 GAA and a .894 SV% in 32 games with EDM... Recorded two shutouts... Appeared in two games with NSH... Traded from NSH to MTL, Mar. 5... Traded from EDM to NSH, Jan. 15... Made 27 saves in a shutout at CGY, Dec. 27... Turned away all 14 shots he faced in a relief shutout vs. CBJ, Nov. 19... Played in eight games with Hamilton (AHL).

2012-13 HIGHLIGHTS

Played in 38 games and went 14-16-0 with a career best 2.57 GAA and .920 SV% with EDM... Notched two shutouts... Stopped 23 shots in a shutout vs. VAN, Mar. 30... Turned away all 35 shots he faced at COL, Mar. 12... Made 39 saves in a win at CBJ, Feb. 10.

2011-12 HIGHLIGHTS

Won a career-high 20 games and posted a 2.67 GAA and a .914 SV% in 47 games... Had two shutouts... Posted a season-high four-game win streak Mar. 28-Apr. 3... Stopped 41 shots in a win at NSH, Mar. 20... Made 22 saves in a shutout vs. CBJ, Mar. 14... Had 35 saves in a shutout vs. PHI, Feb. 23... Recorded 43 saves in a victory vs. CHI, Feb. 2... Made a season-high 44 saves in a win vs. SJS, Jan. 23... Stopped 40 of 41 shots in a win at COL, Oct. 28.

2010-11 HIGHLIGHTS

Appeared in 35 games posting a 12-13-0 with a 2.71 GAA and a .916 SV%... Shutout VAN on Apr. 5 with 26 saves... Stopped 40 of 41 shots at VAN, Apr. 2... Stopped all 37 shots he faced in a shutout at NSH, Feb. 7... Made 41 saves in a win at SJS, Jan. 13.

2009-10 HIGHLIGHTS

Played in 19 games for EDM... Stopped a career-high 52 shots in a win at LAK, Apr. 10... Collected his first NHL win stopping 31 shots in a 3-2 SO win on Mar. 19 vs. DET... Started his first career NHL game on Dec. 21 vs. STL... Appeared in 33 games for Springfield (AHL) and went 13-17-2 with a 3.02 GAA and a .915 SV%.

2008-09 HIGHLIGHTS

Set a single-season record for games played (62) for Springfield (AHL)... Posted a 2.97 GAA and a .910 SV% for the Falcons.

2007-08 HIGHLIGHTS

Played in 33 games for Springfield and registered a 3.12 GAA and a .904 SV%.

2006-07 HIGHLIGHTS

Went 24-11-7 with a 2.56 GAA and a .921 SV% in 43 games with Stockton (ECHL)... Selected as an ECHL All-Star... Played in four games for Wilkes-Barre (AHL).

2005-06 HIGHLIGHTS

Went 27-26-1 in 54 games for Kamloops (WHL) with a 2.54 GAA and a .912 SV%.

2004-05 HIGHLIGHTS

Appeared in 65 games and had a record of 23-34-7 with a 2.69 GAA and a .912 SV%.

INTERNATIONAL CAREER

2013: Played in four games for Team Canada and had a 1.48 GAA and a .913 SV% at the IIHF World Championship in Stockholm, Sweden and Helsinki, Finland... **2012:** Played in two games of the IIHF World Championship for Canada in Stockholm, Sweden and Helsinki, Finland... Registered a 1.00 GAA and a .956 SV%... **2011:** Played in one game for Canada at the IIHF World Championship in Slovakia... **2010:** Represented Canada at the IIHF World Championship in Germany... **2006:** Won a gold medal with Canada at the IIHF World Championship in British Columbia, Canada.

PERSONAL

Nicknames: "Dubey" or "Giraffe"... Favorite player growing up was Freddy Brathwaite... Other favorites include: Luke Bryan (music), Eminem (music) and "Dumb and Dumber" (movie)... Hobbies include golf and poker... Devan and his wife, Jenny, have a son Nate.

Pack Fact

Won a career best 20 games and posted a 2.67 GAA and a .914 SV% in 2011-12 with Edmonton.



CAREER STATISTICS

SEASON	TEAM	LEAGUE	GP	REGULAR SEASON					W-L-T-OT	PLAYOFFS						
				MIN	GA	SO	GAA	SV%		GP	MIN	GA	SO	GAA	SV%	W-L
2001-02	Kamloops	WHL	3	143	13	0	5.45	.838	1-1-0	-	-	-	-	-	-	-
2002-03	Kamloops	WHL	26	1279	68	2	3.19	.904	12-8-1	-	-	-	-	-	-	-
2003-04	Kamloops	WHL	44	2533	106	6	2.51	.917	20-18-5	4	245	12	0	2.94	.874	1-3
2004-05	Kamloops	WHL	65	3699	166	6	2.69	.912	23-34-7	6	363	22	0	3.64	.886	2-4
2005-06	Kamloops	WHL	54	3207	136	1	2.54	.912	27-26-1	-	-	-	-	-	-	-
2006-07	Wilkes-Barre	AHL	4	204	10	0	2.94	.855	2-1-0	-	-	-	-	-	-	-
	Stockton	ECHL	43	2529	108	2	2.56	.921	24-11-7	6	395	18	0	2.73	.913	2-4
2007-08	Springfield	AHL	33	1772	92	0	3.12	.904	9-17-0	-	-	-	-	-	-	-
2008-09	Springfield	AHL	62	3635	180	3	2.97	.910	18-41-2	-	-	-	-	-	-	-
2009-10	Edmonton	NHL	19	1075	64	0	3.57	.889	4-10-2	-	-	-	-	-	-	-
	Springfield	AHL	33	1985	100	0	3.02	.915	13-17-2	-	-	-	-	-	-	-
2010-11	Edmonton	NHL	35	2061	93	2	2.71	.916	12-13-8	-	-	-	-	-	-	-
2011-12	Edmonton	NHL	47	2653	118	2	2.67	.914	20-20-3	-	-	-	-	-	-	-
2012-13	Edmonton	NHL	38	2101	90	2	2.57	.920	14-16-6	-	-	-	-	-	-	-
2013-14	Edmonton	NHL	32	1678	94	2	3.36	.894	11-17-2	-	-	-	-	-	-	-
	Nashville	NHL	2	124	9	0	4.35	.850	0-1-1	-	-	-	-	-	-	-
	Hamilton	AHL	8	415	23	0	3.33	.893	2-5-0	-	-	-	-	-	-	-
NHL TOTALS			173	9693	468	8	2.90	.909	61-77-22	-	-	-	-	-	-	-

SHOOTOUT CAREER

Save %: .613

Saves: 46

Goals Against: 29

CAREER HIGHLIGHTS

MOST CONSECUTIVE STARTS:
14 – 4/1/12-2/6/16*MOST SHOTS FACED/GAME:
55 – 4/10/10 at LAK*MOST SAVES/GAME:
52 – 4/10/10 at LAK*MOST SAVES IN A SHUTOUT:
37 – 2/7/11 at NSH*CAREER SHUTOUTS:
8 – last 12/27/13 at CGY*PENALTY SHOTS:
7 – 6 saves/1 goal
(last 11/13/13 vs. DAL – save)*LONGEST WINNING STREAK:
4 games – 3/28/13-4/3/13*LONGEST SHUTOUT STREAK:
119:26 (11/16/13-11/21/13)*

FIRSTS

FIRST COYOTES GAME:
NoneFIRST COYOTES WIN:
NoneFIRST COYOTES
SHUTOUT:
NoneFIRST NHL GAME:
11/28/09 at VAN*FIRST NHL WIN:
3/19/10 vs. DET*FIRST NHL SHUTOUT:
2/7/11 at NSH*

*w/EDM

23 OLIVER EKMAN-LARSSON

Defense / 6'2" • 200 / Shoots: Left
Born: July 17, 1991 • Karlskrona, Sweden / Age: 23



Career vs. NHL

TEAM	GP	G	A	PTS	PIM
ANA	19	2	10	12	12
ARI	-	-	-	-	-
BOS	5	1	1	2	0
BUF	4	0	1	1	0
CGY	12	1	7	8	10
CAR	4	0	2	2	4
CHI	11	0	2	2	8
COL	12	1	6	7	4
CBJ	11	3	3	6	10
DAL	15	1	4	5	2
DET	12	0	2	2	8
EDM	14	4	6	10	0
FLA	3	1	2	3	0
LAK	20	2	4	6	8
MIN	12	0	3	3	4
MTL	4	1	2	3	8
NSH	13	1	4	5	8
NJD	4	0	0	0	2
NYI	4	1	3	4	2
NYR	4	1	1	2	2
OTT	4	0	2	2	6
PHI	4	1	0	1	2
PIT	5	0	2	2	4
SJS	18	3	3	6	6
STL	12	2	3	5	4
TBL	5	0	1	1	2
TOR	4	1	1	2	6
VAN	14	1	3	4	6
WSH	3	0	1	1	0
WPG	6	4	0	4	4
TOTALS	258	32	79	111	132

Pack Fact

Led the team in TOI/G last season while also posting career highs in points (44), power-play goals (8) and game-winning goals (6).

DRAFTED

Phoenix's 1st choice (1st round, 6th overall) in the 2009 Entry Draft

2013-14 HIGHLIGHTS

Established career highs in goals (15), assists (29), points (44), power-play goals (8), game-winning goals (6) and penalty minutes (50) in 80 games...Ranked fifth among NHL defensemen in goals and 14th in points...Ranked tied for first among NHL defensemen in GWGs and tied for third in PPGs...Led the team in TOI/game (25:53) and ranked sixth among all NHL defensemen...Led the team in shifts/game (29.4), ranked first in SH/TOI and was second in PP/TOI...Ranked third on the team in shots (199) and had six multi-point games...Scored a goal at CBJ, Apr. 8...Posted 1-1-2 vs. EDM, Apr. 4...Scored a PPG at NYR, Mar. 24...Scored a PPG vs. BOS, Mar. 22...Scored a goal at FLA, Mar. 11...Recorded 1-1-2 and his 100th career point vs. MTL, Mar. 6...Had 2 assists at COL, Feb. 28...Scored a goal at WPG, Feb. 27...Scored two goals, including the game winner, vs. LAK, Jan. 28...Skated in a career-high 34:57 of ice time at Van, Jan. 26...Scored a goal at WPG, Jan. 13 and at STL, Jan. 14...Recorded a point in four straight games (1-4-5) from Nov. 6-14...Recorded 1-2-3 vs. EDM, Oct. 26...Scored the GWG at PHI, Oct. 11...Notched a goal at SJS, Oct. 5.

2012-13 HIGHLIGHTS

Recorded 3-21-24 in 48 games to rank fifth on the team and second among defensemen in scoring...Had a plus-5 rating and 26 PIM...Led the team in assists (21), TOI/game (25:05) and shifts/game (28.7)...Ranked fourth on the team in shots (101), fifth in takeaways (21) and sixth in hits (73)...Led the team in SH TOI/game (3:00) and PP TOI/ game (3:40)...Had six multi-point games...Tallied two assists vs. COL, Apr. 6...Recorded two assists vs. ANA, Mar. 4...Skated in a season-high 30:16 at VAN, Feb. 26...Registered two assists and was a plus-3 vs. CGY, Feb. 18...Scored a goal at COL, Feb. 11...Collected two assists at DAL, Feb. 1...Posted two goals 2-1-3 with a plus-3 rating and matched a season-high with six shots vs. CBJ, Jan. 23.

2011-12 HIGHLIGHTS

Posted career highs in goals (13), assists (19), points (32) and games (82)...One of six Coyotes to play in all 82 games...First on the team in shifts/game (26.2) and second in TOI/G (22:06)...Ranked second on the team in blocked shots (92) and third in hits (140)...Scored his 13th goal (GWG) vs. ANA, Mar. 31...Skated in a career high 31:01 of ice time at DAL, Mar. 20...Three-game goal streak (3-2-5) from Mar. 12-15...Scored a PPG and had an assist in a 5-4 win at VAN, Mar. 14...Posted 1-1-2 and a plus-3 at NSH, Mar. 12...Scored a goal at EDM, Feb. 25...Blocked a career high six shots vs. SJS, Feb. 4...Recorded 0-2-2 at CBJ, Jan. 13...Recorded 1-1-2 vs. NYI, Jan. 7...Recorded 1-1-2 vs. EDM, Dec. 15...Scored the GDG at CHI, Dec. 5...Notched 1-1-2 vs. ANA, Nov. 23...Scored a goal at TOR, Nov. 15...Recorded the first two-goal game of his career vs. WPG, Oct. 15...Scored his second career NHL goal at SJS, Oct. 8...**2012 Playoffs:** Recorded 1-3-4 in 16 postseason games...Led the team in TOI/G (25:46) and was second in shifts/game (32.2)...Played in all five games of the WCF against LAK...Appeared in all five games of the WCSF against NSH...Had an assist in Game 1 vs. NSH, Apr. 27...Recorded 1-2-3 in all six games of the WCQF against CHI...Scored his first career postseason goal (GWG), while collecting his first multi-point game (1-1-2) in Game 6 at CHI, Apr. 23...Made his Stanley Cup Playoff debut in Game 1 of the WCQF vs. CHI, Apr. 12; skating in a postseason career high 31:14 of ice time.

2010-11 HIGHLIGHTS

In his first professional season, appeared in 48 games with Phoenix, recording 1-10-11...Also played in 15 games with San Antonio (AHL), collecting 3-7-10...Collected an assist at SJS, Feb. 1...Recorded career high five hits vs. LAK, Jan. 22...Netted first career NHL goal vs. SJS, Jan. 17...Posted a three-game point streak (1-2-3) from Jan. 13-17...Collected an assist vs. BUF, Jan. 8...Recorded an assist vs. MIN, Dec. 9; after being recalled from San Antonio (AHL) earlier in the day...Recorded his first NHL point (assist) against CAR on Oct. 23, 2010...Skated 23:47 in season-opening win against the Bruins...Made his NHL debut vs. BOS, Oct. 9.

2009-10 HIGHLIGHTS

Played in 42 games for Leksand in Sweden's second-highest professional league, recording 9-18-27 and 98 PIM...Ranked second on the team and tied for seventh in the league in points by a defenseman...Led all players under the age of 19 in league scoring...Collected 2-4-6 in 10 playoff games.

2008-09 HIGHLIGHTS

Played in 39 games for Leksand (Sweden-2), collecting 3-14-17 and 32 PIM...Led the league in plus/minus with a plus-44 rating...Led all players under the age of 18 in scoring for the season (no other 17-year-old scored more than six points on the season)...Tallied 2-2-4 in eight playoff games.

2007-08 HIGHLIGHTS

Played in 27 games for Tingsryd of the Swedish junior league (Sweden-3), recording 3-5-8 and 10 PIM...Helped Smaland win Sweden's national tournament, TV-Pucken...Recorded 4-3-7 in eight games and was named the tournament's best defenseman.



INTERNATIONAL CAREER

2014: Won a silver medal with Sweden at the Olympics in Sochi, Russia...Collected 0-3-3 in six games...**2011:** Won a silver medal at the IIHF World Championship in Slovakia...Recorded 1-3-4 and a plus-5 rating in seven games...Averaged 17:19 of ice time per game and took 24 shots...**2010:** Won a bronze medal at both the IIHF World Junior Championship in Saskatoon and Saskatchewan and IIHF World Championship in Germany...Registered 2-3-5 with 12 PIM and a plus-5 rating in six games at the WJC...Tied for the team lead in points by defensemen...Ranked tied for sixth in scoring among all defensemen in the tournament...Selected as one of Sweden's top three players for the tournament by opposing coaches...Collected 1-2-3 and a plus-3 rating in nine games in the IIHF World Championship...Recorded 20:02 TOI in the bronze medal game vs. Germany...**2009:** Represented Team Sweden at the IIHF U-18 World Championship in Fargo, North Dakota and Moorhead, Minnesota, collecting 2-6-8 in six games and helping Sweden to a fifth place finish.

PERSONAL

Favorite player growing up was Nicklas Lidstrom...Spends the summer in Sweden with family and friends...Enjoys playing tennis in his spare time...Favorite movie is "American Pie"...Other favorites include: Abba (band) and "Two and a Half Men" (TV show)...Nicknames are "Ollie" and "Big O"...Most memorable hockey moment was representing Sweden in the 2010 IIHF World Championship...If he weren't a hockey player, he would like to coach hockey.

CAREER STATISTICS

SEASON	TEAM	LEAGUE	GP	REGULAR SEASON								PLAYOFFS				
				G	A	PTS	PP	SH	GW	+/-	PIM	GP	G	A	PTS	PIM
2007-08	Tingsryd	Sweden-3	27	3	5	8	-	-	-	-	10	-	-	-	-	-
2008-09	Leksand	Sweden-2	39	3	14	17	-	-	-	-	32	8	2	2	4	-
2009-10	Leksand	Sweden-2	42	9	18	27	-	-	-	-	98	10	2	4	6	-
2010-11	Phoenix	NHL	48	1	10	11	0	0	0	3	24	-	-	-	-	-
	San Antonio	AHL	15	3	7	10	1	0	0	-3	16	-	-	-	-	-
2011-12	Phoenix	NHL	82	13	19	32	2	1	2	0	32	16	1	3	4	-
2012-13	Portland	AHL	20	7	14	21	3	0	2	5	28	-	-	-	-	-
	Phoenix	NHL	48	3	21	24	0	0	1	5	26	-	-	-	-	-
2013-14	Phoenix	NHL	80	15	29	44	8	0	6	-4	50	-	-	-	-	-
FRANCHISE & NHL TOTALS			258	32	79	111	10	1	9	4	132	16	1	3	4	-

2013-14 REAL TIME STATS

Shots: 199

Hits: 134

Blocks: 80

CAREER HIGHLIGHTS

MOST GOALS/GAME:
2 – 3 times (last 1/28/14 vs. LAK)

MOST SHOTS/GAME:
6 – 8 times (last 4/4/14 vs. EDM)

MOST ASSISTS/GAME:
2 – 8 times (last 2/28/14 at COL)

LONGEST GOAL STREAK:
3 games – 3/12/12-3/15/12

MOST POINTS/GAME:
3 – 2 times (last 10/26/13 vs. EDM)

LONGEST ASSIST STREAK:
4 games – 11/6/13-11/14/13

MOST PIM/GAME
4 – 9 times (last 3/6/14 vs. MTL)

LONGEST POINT STREAK:
4 games – 3 times
(last 3/17/14 – 3/24/14)

MULTIPLE POINT GAMES:
19 (last 4/14/14 vs. EDM)

FIRSTS

FIRST COYOTES GAME:
10/9/10 vs. BOS

FIRST COYOTES GOAL:
1/17/11 vs. SJS

FIRST COYOTES ASSIST:
11/23/10 vs. CAR

FIRST NHL GOAL:
1/17/11 vs. SJS

FIRST NHL ASSIST:
10/9/10 vs. BOS

FIRST NHL GAME:
10/9/10 vs. BOS

10

MARTIN ERAT

Right Wing / 6'0" • 196 / Shoots: Left

Born: Aug. 29, 1981, Trebic, Czech Republic / Age: 33



Career vs. NHL

TEAM	GP	G	A	PTS	PIM
ANA	36	6	9	15	22
ARI	39	10	19	29	24
BOS	11	0	2	2	6
BUF	10	2	5	7	2
CGY	37	9	19	28	22
CAR	14	2	8	10	14
CHI	54	14	22	36	36
COL	37	8	15	23	18
CBJ	62	17	42	59	36
DAL	37	4	16	20	22
DET	60	15	19	34	44
EDM	39	10	11	21	18
FLA	16	2	5	7	8
LAK	39	6	22	28	18
MIN	39	12	15	27	26
MTL	13	0	3	3	8
NSH	2	0	1	1	0
NJD	15	6	6	12	6
NYI	13	2	7	9	6
NYR	15	1	3	4	16
OTT	12	2	8	10	8
PHI	13	5	8	13	2
PIT	11	6	3	9	6
SJS	39	5	16	21	24
STL	55	6	21	27	24
TBL	11	2	4	6	8
TOR	10	5	5	10	4
VAN	38	8	21	29	20
WSH	11	1	7	8	0
WPG	14	1	4	5	10
TOTALS	802	167	346	513	458

Pack Fact

Played in his 800th career NHL game at Nashville on April 10th last season.

DRAFTED

Nashville's 12th pick (7th round, 191st overall) in the 1999 Entry Draft

ACQUIRED

From Washington with John Mitchell in exchange for Chris Brown, Rostislav Klesla and a 4th round choice in the 2015 Entry Draft on Mar. 4, 2014

2013-14 HIGHLIGHTS

Recorded 2-3-5 in 17 games after being acquired by the Coyotes on Mar. 4...Had five multi-point games on the season... Played in his 800th career NHL game at NSH, Apr. 10...Scored a goal at CBJ, Apr. 8...Notched an assist vs. EDM, Apr. 4... Scored his first goal with PHX at TBL, Mar. 10...Skated in 16:30 and had a plus-2 rating in his Coyotes debut vs. MTL, Mar. 6...Posted 1-23-24 in 53 games with WSH...Ranked fourth among all Capitals in assists at the time of his trade...Earned his 500th career NHL point with an assist at CBJ, Jan. 17... Registered 0-3-3 vs. CBJ, Oct. 19.

2012-13 HIGHLIGHTS

Posted 1-2-3 in nine games with WSH...Traded from NSH to WSH on Apr. 3...Recorded 4-17-21 in 36 games with NSH prior to the trade...Had seven multi-point games on the season...Registered a four-game point streak (1-7-8) from Mar. 21-28... Had two assists vs. PHX, Feb. 14...Posted 1-2-3 at STL, Feb. 5...Tallied two assists vs. STL, Jan. 21...**2013 Playoffs:** Played in four games of the EQCF against the NYR.

2011-12 HIGHLIGHTS

Led NSH in scoring and set a career-high in points (58) in 71 games, his fifth 50-point campaign in the last six seasons...Tied for the team lead in assists (39)... Ranked third on the team, and led all forwards, in plus/minus rating (+12)...Ranked ninth in the NHL in shooting percentage (17.8%)...Had five power-play goals and three game-winning goals...Had 17 multi-point games...Missed 11 games with an injury...Posted a five-game point streak (2-6-8) from Mar. 12-20...Became the second player in franchise history to notch 300 assists in a Predators sweater on Mar. 18 vs. ANA Recorded 1-2-3 vs. STL, Feb. 4... Scored twice and had a plus-3 rating vs. TOR, Nov. 17...**2012 Playoffs:** Skated in 10 postseason games recording 1-3-4... Scored a goal at PHX in Game 1 of the WCSF on Apr. 27.

2010-11 HIGHLIGHTS

Tied for the team lead in points with 17-33-50 in 64 games...Posted career highs in power-play goals (7) and plus/minus rating (+14)...Ranked fifth on the team with 135 shots...Had 12 multi-point games...Recorded his 400th NHL point on Mar. 31 with a game-winning goal at COL...Recorded a five-game point streak (3-6-9) from Mar. 3-12...Played in his 600th career NHL contest on Mar. 1 at EDM...Registered 1-2-3 vs. COL, Feb. 12...Scored twice at NJD, Dec. 17...Had three assists vs. CAR, Dec. 4...**2011 Playoffs:** Notched 1-5-6 in 10 postseason games...Scored a goal and had an assist vs. ANA, Apr. 17 in Game 3 of the WCQF...Recorded an assist in three straight games of the WCSF against VAN, Apr. 30-May 5.

2009-10 HIGHLIGHTS

Recorded 21-28-49 in 74 games...Notched his third career 20-goal season and finished second on the team in goals... Ranked third on the team in scoring, assists and PIM (50)...Had five power-play goals and two game-winning goals...Was fourth on the team with a career-high 168 shots...Had 10 multi-point games...Missed eight games with an injury...Recorded a five-game point streak (1-5-6) from Mar. 14-21...Tied for the NHL lead and tied a franchise record for goals in a month with 10 in Dec...Had 18 points in the month...Scored a goal and had two assists at CGY, Dec. 19...Posted a five-game point streak (6-3-9) from Dec. 2-10...Recorded his second career hat trick with 3-1-4 vs. VAN, Dec. 8...Scored twice vs. DET, Nov. 23...**2010 Playoffs:** Led the team in goals (4) and ranked second on the team in points (5) in six games of the WCQF against CHI...Scored a pair of goals in Game 5 of the WCQF at CHI, Apr. 24...Scored Nashville's first-ever postseason penalty-shot goal in a Game 3 victory vs. CHI, Apr. 20...It was the second playoff penalty shot in team history, and the 19th successful attempt on the 59th penalty shot in Stanley Cup Playoff history.

2008-09 HIGHLIGHTS

Posted his third straight 50-point season with 17-33-50 in 71 games...Ranked 3rd on the club in assists (33), and 4th in both points (50) and goals (tied, 17)...Ranked fifth on the team with 149 shots...Had three power-play goals and three game-winning goals...Registered 12 multi-point games...His first of a career-high four assists on Mar. 28 vs. LAK was his 300th career point and his third assist was his 200th career assist...The performance tied for the second-most assists in a game in franchise history...Recorded a five-game point streak (2-5-7) from Feb. 24-Mar. 10...Became the second player to score 100 goals in a Predator uniform on Mar. 5 vs. CBJ...Posted a four-game point streak (2-2-4) from Jan. 8-13...Had 1-2-3 at CGY, Nov. 6...Scored a pair of goals vs. CBJ, Oct. 18.

2007-08 HIGHLIGHTS

Finished fourth on the team in scoring with 23-34-57 in 76 games...Was second on the team with a career-high six game-winning goals...Ranked fourth on the team with 163 shots...Led all NSH forwards in shifts/game (23)...Had 15 multi-point games...Tallied his first career hat trick, a natural hat trick, on Mar. 4 at EDM; It was the franchise's second road hat trick... Had a four-game point streak (3-3-6) from Jan. 19-24...Posted 1-2-3 at OTT, Nov. 29...Notched 1-2-3 vs. DET, Nov. 22... Scored a pair of goals and had two assists at CBJ, Nov. 12...Dished out three assists vs. DAL, Oct. 6...**2008 Playoffs:** Appeared in all six of the club's postseason games against DET and tied for the team lead in points (1-3-4)...Led all NSH forwards in average time on ice (20:55) during the postseason.

2006-07 HIGHLIGHTS

Ranked fifth on the team in scoring with 16-41-57...Established career highs in assists, points and plus/minus rating (+13)... Had five power-play goals and three game winners...Had 14 multi-point games...Posted a six-game point streak (4-5-9) from Jan. 18-Feb. 1...Scored twice at STL, Jan. 27...Tallied three assists at LAK, Dec. 7...Had a four-game point streak (1-4-5) from Nov. 23-30...Registered a four-game point streak (1-4-5) from Nov. 15-20...Notched a five-game point streak (2-5-7) from Oct. 18-28...**2007 Playoffs:** Recorded one assist in three postseason games against SJS in WCQF.



2005-06 HIGHLIGHTS

Recorded 20-29-49 and 76 PIM in a career-high 80 games...Ranked sixth on the team with 143 shots...Had five power-play goals...Posted eight multi-point games...Recorded 1-2-3 vs. DET, Apr. 18...Notched 1-2-3 vs. CGY, Mar. 18...Had a five-game point streak (2-3-5) from Jan. 28-Feb. 6...Scored twice at CAR, Jan. 13...Posted 1-2-3 vs. PHI, Dec. 3...Notched a goal in four straight games (4-0-4) from Nov. 2-10...**2006 Playoffs:** Recorded 1-1-2 in five postseason games...Scored his first career playoff goal vs. SJS, Apr. 21 in Game 1 of the WCQF.

2003-04 HIGHLIGHTS

Recorded 16-33-49 in 76 games...Ranked second on the team in plus/minus (+10)...Was third on the team in assists and points...Had four power-play goals...Nashville went 13-1-2-0 in games in which he scored a goal...Posted 11 multi-point games...Notched 1-2-3 vs. CHI, Mar. 30...Recorded 1-2-3 vs. NYI, Nov. 15...**2004 Playoffs:** Appeared in six games of the WCQF against DET.

2002-03 HIGHLIGHTS

Posted 1-7-8 in 27 games with NSH...Had a six-game point streak (1-5-6) from Nov. 2-12...Appeared in 45 games with Milwaukee (AHL) and recorded 10-22-32...Led the Admirals in playoff goals (5) and points (9).

2001-02 HIGHLIGHTS

Set NSH rookie records for games played (80) and assists (24)...Posted 9-24-33...Ranked among league rookie leaders in several offensive categories: assists (tied for second), power-play assists (tied for fourth with eight), shooting percentage (fifth at 10.7%), points (sixth), power-play points (seventh with 10) and game-winning goals (tied for seventh with two)...Had five multi-point games...Scored his first NHL goal on Oct. 30 vs. MIN.

2000-01 HIGHLIGHTS

Won the WHL Championship and the Memorial Cup with Red Deer (WHL)...Posted 23-59-84 in 48 games with Red Deer and Saskatoon...Led the WHL in goals (15) and points (36) and tied for first in assists (21) in the 2001 playoffs.

INTERNATIONAL CAREER

2012: Joined the Czech Republic at the 2012 IIHF World Championships in Helsinki, Finland and Stockholm, Sweden leading the team in power-play goals (3) and ranking third in goals (3) in five games...**2010:** Represented the Czech Republic at the Olympics in Vancouver...Played in five games, registering one assist. **2008:** Played for the Czech Republic at the 2008 IIHF World Championships in Halifax and Quebec City, and ranked fourth on the team in points (2-4-6)...**2006:** Captured a bronze medal with the Czech Republic at the 2006 Olympics in Torino, Italy...Scored the game winner in the Czechs' victory in the bronze medal game...Won a silver medal with the Czech Republic at the 2006 IIHF World Championships in Riga, Latvia...Finished second on the Czechs in scoring with eight points (3-5-8) and was selected as one of the team's top three players in the tournament coaches poll...**2001:** Won a gold medal with the Czech Republic at the World Junior Championships in Russia...Recorded 2-1-3 in seven games.

PERSONAL

Nickname is "Marty"...Enjoys playing soccer and tennis...Favorites include: "Everybody Loves Raymond" (TV show), Nirvana (band) and Spain (vacation spot)...If he didn't play hockey, he would play professional soccer...Winning a medal in the 2006 Winter Olympics is his favorite hockey memory...Martin and his wife, Vera, have a son Sebastian.

CAREER STATISTICS

SEASON	TEAM	LEAGUE	GP	REGULAR SEASON								PLAYOFFS				
				G	A	PTS	PP	SH	GW	+/-	PIM	GP	G	A	PTS	PIM
1999-00	Saskatoon	WHL	66	27	26	53	9	3	2	7	82	11	4	8	12	16
2000-01	Saskatoon	WHL	31	19	35	54	7	0	3	-5	48	-	-	-	-	-
	Red Deer	WHL	17	4	24	28	2	0	1	10	24	22	15	21	36	32
2001-02	Nashville	NHL	80	9	24	33	2	0	2	-11	32	-	-	-	-	-
2002-03	Nashville	NHL	27	1	7	8	1	0	0	-9	14	-	-	-	-	-
	Milwaukee	AHL	45	10	22	32	0	2	2	-3	41	6	5	4	9	4
2003-04	Nashville	NHL	76	16	33	49	4	0	2	10	38	6	0	1	1	6
2004-05	Did Not Play		-	-	-	-	-	-	-	-	-	-	-	-	-	-
2005-06	Nashville	NHL	80	20	29	49	5	0	1	0	76	5	1	1	2	6
2006-07	Nashville	NHL	68	16	41	57	5	1	3	13	50	3	0	1	1	0
2007-08	Nashville	NHL	76	23	34	57	4	0	6	-3	40	6	1	3	4	8
2008-09	Nashville	NHL	71	17	33	50	3	0	3	-7	48	-	-	-	-	-
2009-10	Nashville	NHL	74	21	28	49	5	0	2	-7	50	6	4	1	5	4
2010-11	Nashville	NHL	64	17	33	50	7	0	3	14	22	10	1	5	6	6
2011-12	Nashville	NHL	71	19	39	58	5	1	3	12	30	10	1	3	4	6
2012-13	Nashville	NHL	36	4	17	21	1	0	1	-7	26	-	-	-	-	-
	Washington	NHL	9	1	2	3	0	0	1	0	4	4	0	0	0	4
2013-14	Washington	NHL	53	1	23	24	0	0	0	1	22	-	-	-	-	-
	Phoenix	NHL	17	2	3	5	0	0	0	4	6	-	-	-	-	-
FRANCHISE TOTALS			17	2	3	5	0	0	0	4	6	-	-	-	-	-
NHL TOTALS			802	167	346	513	42	2	27	10	458	50	8	15	23	40

2013-14 REAL TIME STATS

Hits: 75

Shots: 53

Takeaways: 16

CAREER HIGHLIGHTS

MOST GOALS/GAME:

3 – 2 times (last 12/8/09 vs. VAN)*

MOST ASSISTS/GAME:

4 – 3/28/09 vs. LAK*

MOST POINTS/GAME:

4 – 3 times (last 2/8/09 vs. VAN)*

MOST PIM/GAME:

8 – 2 times (last 2/12/13 vs. SJS)^

MOST SHOTS/GAME:

9 – 2/26/09 vs. PHX*

LONGEST GOAL STREAK:

4 games – 2 times

(last 12/4/09-12/10/09)*

LONGEST ASSIST STREAK:

5 games – 3 times

(last 3/12/12-3/20/12)*

LONGEST POINT STREAK:

6 games – 2 times

(last 1/18/07-2/1/07)*

CAREER HAT TRICKS:

2 – last 12/8/09 vs. VAN*

MULTIPLE POINT GAMES:

116 – last 1/28/14 at BUF^

FIRSTS

FIRST COYOTES GAME:

3/6/14 vs. MTL

FIRST COYOTES GOAL:

3/10/14 at TBL

FIRST COYOTES ASSIST:

4/4/14 vs. EDM

FIRST NHL GAME:

10/5/01 at DAL*

FIRST NHL GOAL:

10/30/01 vs. MIN*

FIRST NHL ASSIST:

10/11/01 vs. CGY*

*w/NSH, ^w/WSH



9

SAM GAGNER

Center / 5'11" • 202 / Shoots: Right

August 10, 1989, London, Ontario / Age: 25

DRAFTED

Edmonton's 1st choice (1st round, 6th overall) in the 2007 Entry Draft

ACQUIRED

From Tampa Bay with B.J. Crombeen in exchange for a 6th round draft choice in the 2015 Entry Draft on June 29, 2014

Career vs. NHL

TEAM	GP	G	A	PTS	PIM
ANA	24	5	7	12	23
ARI	24	2	7	9	14
BOS	6	0	0	0	0
BUF	5	1	1	2	2
CGY	37	9	15	24	14
CAR	7	1	5	6	2
CHI	26	10	11	21	8
COL	37	15	23	38	31
CBJ	24	8	14	22	6
DAL	25	7	8	15	27
DET	22	6	7	13	6
EDM	-	-	-	-	-
FLA	7	1	1	2	2
LAK	22	3	6	9	15
MIN	32	2	12	14	16
MTL	8	4	2	6	4
NSH	22	5	12	17	7
NJD	6	1	1	2	0
NYI	6	1	2	3	2
NYR	7	0	2	2	2
OTT	8	2	2	4	4
PHI	7	0	4	4	2
PIT	4	0	1	1	4
SJS	27	4	13	17	12
STL	23	5	11	16	10
TBL	7	0	7	7	6
TOR	9	2	4	6	4
VAN	37	5	13	18	13
WSH	5	0	0	0	4
WPG	7	2	3	5	4
TOTALS	481	101	194	295	244

Pack Fact

Has recorded the most NHL points (295) of any player taken in the 2007 Entry Draft.

2013-14 HIGHLIGHTS

Ranked fifth on EDM in scoring with 10-27-37 in 67 games...Ranked fifth on the team with 143 shots...Had five multi-point games...Recorded a three-game point (1-2-3) streak from Apr. 4-8...Had a goal vs. ANA, Mar. 28...Posted 1-1-2 vs. NSH, Mar. 18...Recorded a five-game point streak (1-6-7) from Mar. 1-11...Scored a goal at DAL, Jan. 14...Tallied a three-game assist streak (0-4-4) from Jan. 5-10...Notched a goal vs. WPG, Dec. 23...Recorded a goal at ANA, Dec. 15...Dished out two assists vs. CAR, Dec. 10...Scored a goal vs. COL, Dec. 5...Posted a three-game point streak (1-2-3) from Nov. 28-Dec. 1...Recorded a four-game point streak (1-3-4) from Nov. 15-21.

2012-13 HIGHLIGHTS

Ranked second on EDM in scoring with 14-24-38 in 48 games...Ranked third on the team with 113 shots and third in power-play goals (4)...Ranked fourth on the team in PP/TOI (140:37)...Posted eight multi-point games...Tallied two assists at MIN, Apr. 26...Scored a goal and had an assist at CGY, Apr. 3...Recorded 1-2-3 vs. CBJ, Mar. 28...Posted a five-game point streak (4-2-6) from Mar. 10-20...Had a three-game point streak (1-2-3) from Feb. 23-28...Dished out two assists vs. COL, Feb. 16...Recorded 1-1-2 at CBJ, Feb. 10...Started the season with a career best 10-game point streak (3-8-11).

2011-12 HIGHLIGHTS

Registered career highs in goals (18) and assists (29) and ranked fourth on the team in scoring with 47 points in 75 games...Ranked third on the team with six power-play goals...Finished fourth on the team with 149 shots...Had eight multi-point games...Recorded 1-1-2 at NSH, Mar. 20...Posted 1-2-3 at CGY, Feb. 21...Recorded a five-game point streak (8-7-15) from Feb. 2-8...Tied a franchise record (Gretzky and Coffey) with eight points (4-4-8) on Feb. 2 vs. CHI...Posted a five-game point streak (2-4-6) from Dec. 31-Jan. 7...Recorded a point in four straight games (3-3-6) from Dec. 3-9...Had two assists at COL, Nov. 26.

2010-11 HIGHLIGHTS

Finished tied for second on the team in scoring with 15-27-42...Scored three power-play goals...Finished fourth on the team with 138 shots...Recorded eight multi-point games...Notched 1-2-3 at COL, Mar. 5...Had two assists at CBJ, Feb. 5...Posted 1-1-2 at ANA, Jan. 16...Scored a goal and had an assist vs. DET, Jan. 4...Recorded a four-game point streak (1-4-5) from Dec. 14-23...Had a five-game point streak (2-4-6) from Nov. 27-Dec. 4...Scored twice at CHI, Oct. 29...Began the season with a four-game assist streak (0-4-4).

2009-10 HIGHLIGHTS

Ranked second on the team in scoring with 15-26-41 in 68 games...Finished third on the team with six power-play goals...His 170 shots were third most on the team...Recorded seven multi-point games...Had two assists at MIN, Mar. 16...Notched a five-game point streak (2-3-5) from Jan. 28-Feb. 4...Scored twice Jan. 22 vs. DAL...Had a five-game point streak (1-4-5) from Dec. 31-Jan. 12...Posted 1-1-2 at STL, Dec. 11...Recorded 1-1-2 at VAN, Nov. 28...Scored a goal and had an assist vs. COL, Nov. 18...Had a four-game point streak (2-5-7) from Oct. 16-24.

2008-09 HIGHLIGHTS

Finished fifth on the team in scoring with 16-25-41...Ranked third on the team in power-play goals (6)...His 156 shots ranked fifth on the team...Ranked fifth on the team in PP TOI/G (3:03)...Had nine multi-point games...Notched a three-game point streak (2-4-6) from Mar. 31-Apr. 4...Posted a six-game point streak (5-4-9) from Mar. 10-20...Recorded his first career hat trick (3-1-4) at COL, Mar. 19...Scored twice at OTT, Mar. 5...Recorded 1-2-3 at NSH, Mar. 3...Registered 1-1-2 vs. STL, Jan. 11...Tallied a pair of assists in back-to-back games Dec. 31 at CGY and Jan. 3 vs. DAL...Posted 1-1-2 vs. NSH, Dec. 28...Had a pair of assists at CBJ, Nov. 18.

2007-08 HIGHLIGHTS

Registered 13-36-49 in a career-high 79 games as the youngest player in the NHL...Ranked third on the team in scoring as a rookie...Finished seventh in voting for the Calder Trophy as NHL Rookie of the Year...One of 16 players named to the NHL Young Stars Game as part of NHL All-Star Weekend in Atlanta...His 36 rookie assists rank third on the Oilers all-time list...Scored twice vs. COL, Mar. 22...Recorded 1-2-3 vs. STL, Mar. 11...Had two assists at CHI, Mar. 9...Recorded a nine-game point streak (3-9-12) from Feb. 4-Feb. 24...It was the second longest point streak of the season for a NHL rookie...Posted an Oilers record eight-game assist streak (2-9-11) from Feb. 4-22...Had a three-game point streak (1-4-5) from Jan. 18-22...Recorded a four-game point streak (1-4-5) from Dec. 7-13...Had two assists vs. COL, Oct. 23...Tallied two assists vs. VAN, Oct. 12.

2006-07 HIGHLIGHTS

Registered 35-83-118 and a plus-32 rating in 53 games with London (OHL)...Had 20 power-play goals...Finished third on the Knights in scoring and fifth in the OHL...Ranked second in scoring among OHL rookies behind teammate Patrick Kane, who led the OHL in scoring...Participated in the 2007 CHL Top Prospects Game and was a member of the Western Conference All-Stars at the OHL All-Star Classic.



INTERNATIONAL CAREER

2008: Played in one game of the IIHF World Championship in Halifax and Quebec City...**2007:** Was the youngest member of the gold medal winning Team Canada at the 2007 IIHF World Junior Hockey Championship in Sweden.

PERSONAL

Nickname is "Gags"...Favorite player growing up was Peter Forsberg...Other favorites include: Mumford and Sons (band) and "Good Will Hunting" (movie)...Enjoys wake surfing...Sam and his wife Rachel were married in July of 2014.

CAREER STATISTICS

SEASON	TEAM	LEAGUE	GP	REGULAR SEASON								PLAYOFFS				
				G	A	PTS	PP	SH	GW	+/-	PIM	GP	G	A	PTS	PIM
2005-06	Sioux City	USHL	56	11	35	46	2	0	1	-	60	-	-	-	-	-
2006-07	London	OHL	53	35	83	118	20	1	-	32	36	16	7	22	29	22
2007-08	Edmonton	NHL	79	13	36	49	4	0	1	-21	23	-	-	-	-	-
2008-09	Edmonton	NHL	76	16	25	41	6	0	1	-1	51	-	-	-	-	-
2009-10	Edmonton	NHL	68	15	26	41	6	0	1	-8	33	-	-	-	-	-
2010-11	Edmonton	NHL	68	15	27	42	3	1	2	-17	37	-	-	-	-	-
2011-12	Edmonton	NHL	75	18	29	47	6	0	0	5	36	-	-	-	-	-
2012-13	Edmonton	NHL	48	14	24	38	4	0	1	-6	23	-	-	-	-	-
2013-14	Edmonton	NHL	67	10	27	37	1	0	1	-29	41	-	-	-	-	-
NHL TOTALS			481	101	194	295	30	1	7	-77	244	-	-	-	-	-

2013-14 REAL TIME STATS

Shots: 143

Face-offs: 46.8%

Takeaways: 28

CAREER HIGHLIGHTS

MOST GOALS/GAME:
4 – 2/2/12 vs. CHI*

MOST ASSISTS/GAME:
4 – 2/2/12 vs. CHI*

MOST POINTS/GAME:
8 – 2/2/12 vs. CHI*

MOST PIM/GAME:
12 – 1/26/11 at DAL*

MOST SHOTS/GAME:
8 – 3/22/08 vs. COL*

LONGEST GOAL STREAK:
2 games – 12 times
(last 2/2/12-2/4/12)*

LONGEST ASSIST STREAK:
8 games – 2/4/08-2/22/08*

LONGEST POINT STREAK:
9 games – 2/4/08-2/24/08*

CAREER HAT TRICKS:
2 – (last 2/2/12 vs. CHI)*

MULTIPLE POINT GAMES:
57 – last 3/18/14 vs. NSH*

FIRSTS

FIRST COYOTES GAME:
None

FIRST COYOTES GOAL:
None

FIRST COYOTES ASSIST:
None

FIRST NHL GAME:
10/4/07 vs. SJS*

FIRST NHL GOAL:
10/20/07 at CGY*

FIRST NHL ASSIST:
10/4/07 vs. SJS*

*w/EDM



33 BRANDON GORMLEY

Defense / 6'2" • 196 / Shoots: Left

Born: Feb. 18, 1992, Charlottetown, PEI / Age: 22

DRAFTED

Phoenix's 1st choice (1st round, 13th overall) in the 2010 Entry Draft

2013-14 HIGHLIGHTS

Played in five games and posted a plus-4 rating...Skated in 15:58 at PIT, Mar. 25...Skated in 13:22 and notched two hits and two blocked shots in his NHL debut at TBL, Mar. 10...Recalled from Portland (AHL) on Mar. 7...Recorded 7-29-36 in 54 games with the Pirates...Ranked eighth among AHL defensemen in scoring at the time of his recall.

2012-13 HIGHLIGHTS

Skated in 68 games with Portland (AHL)...Recorded 5-24-29 and 44 PIM, all AHL career highs...Totaled 1-2-3 in three postseason games...Ranked second among Portland defensemen in assists and points...His 17 power-play points were tied for third most on the team...Recorded 12 power-play assists to rank tied for second on the team...Had 118 shots and five multi-point games.

2011-12 HIGHLIGHTS

Appeared in 26 games with Moncton (QMJHL)...Registered 10-17-27...Traded to Shawinigan (Jan. 7, 2012)...Collected five assists for the Cataractes...Won the Memorial Cup with Shawinigan, posting 5-2-7 in seven games.

2010-11 HIGHLIGHTS

Led all Moncton defensemen in scoring with 13-35-48 in 47 games...Scored nine of his 13 goals on the power play...Missed a portion of the season with an injury...Collected an assist in five postseason games...Named to the QMJHL Second All-Star team for the second consecutive season...Made his professional debut with San Antonio (AHL) on Apr. 5 vs. Rockford...Scored a goal in four games with the Rampage...Notched his first career professional goal on Apr. 9 at Chicago

2009-10 HIGHLIGHTS

Played in 58 games for Moncton, producing 9-34-43 and 54 PIM...He was a plus-31...Recorded 2-15-17 in 21 playoff games, leading the Wildcats to the QMJHL championship (President's Cup)...Suited up for Canada at the Ivan Hlinka Tournament...Represented Team Orr at the 2010 CHL Top Prospects Game

2008-09 HIGHLIGHTS

Named to the QMJHL All-Rookie Team...In his QMJHL rookie season, registered 7-20-27 for Moncton...Added 1-3-4 in 10 postseason games.

2007-08 HIGHLIGHTS

Played for Notre Dame of the Saskatchewan Midget AAA League.

INTERNATIONAL CAREER

2012: Won a bronze medal with Canada at the 2012 IIHF World Junior Championship in Calgary and Edmonton...Named the tournament's Best Defenseman...WJC First Team All-Star...**2011:** Named to Canada's 2011 IIHF World Junior Championship squad but did not play due to injury.

PERSONAL

Nickname is "Gorms"...Lists Nicklas Lidstrom as his favorite player growing up...Other favorites include: Shania Twain (music) and "Happy Gilmore" (movie)...Enjoys playing the guitar.

Career vs. NHL

TEAM	GP	G	A	PTS	PIM
ANA	0	0	0	0	0
ARI	-	-	-	-	-
BOS	0	0	0	0	0
BUF	0	0	0	0	0
CGY	0	0	0	0	0
CAR	0	0	0	0	0
CHI	0	0	0	0	0
COL	0	0	0	0	0
CBJ	0	0	0	0	0
DAL	1	0	0	0	0
DET	0	0	0	0	0
EDM	0	0	0	0	0
FLA	1	0	0	0	2
LAK	0	0	0	0	0
MIN	0	0	0	0	0
MTL	0	0	0	0	0
NSH	0	0	0	0	0
NJD	0	0	0	0	0
NYI	0	0	0	0	0
NYR	0	0	0	0	0
OTT	0	0	0	0	0
PHI	0	0	0	0	0
PIT	1	0	0	0	0
SJS	1	0	0	0	0
STL	0	0	0	0	0
TBL	1	0	0	0	0
TOR	0	0	0	0	0
VAN	0	0	0	0	0
WSH	0	0	0	0	0
WPG	0	0	0	0	0
TOTALS	5	0	0	0	2

Pack Fact

Made his NHL debut at Tampa Bay on March 10 last season.



CAREER STATISTICS

SEASON	TEAM	LEAGUE	GP	REGULAR SEASON								PLAYOFFS				
				G	A	PTS	PP	SH	GW	+/-	PIM	GP	G	A	PTS	PIM
2007-08	Notre Dame	SML	42	23	33	56	-	-	-	-	63	9	1	6	7	18
2008-09	Moncton	QMJHL	62	7	20	27	5	0	0	9	34	10	1	3	4	6
2009-10	Moncton	QMJHL	58	9	34	43	6	1	0	31	54	21	2	15	17	10
2010-11	Moncton	QMJHL	47	13	35	48	9	0	1	-16	42	5	0	1	1	6
2011-12	San Antonio	AHL	4	1	0	1	0	0	0	-1	0	-	-	-	-	-
	Moncton	QMJHL	26	10	17	27	9	0	0	-9	18	-	-	-	-	-
2012-13	Shawinigan	QMJHL	9	0	5	5	0	0	0	12	4	13	8	8	16	14
	Portland	AHL	68	5	24	29	5	0	0	-7	44	3	1	2	3	2
2013-14	Portland	AHL	54	7	29	36	6	0	0	-22	34	-	-	-	-	-
	Phoenix	NHL	5	0	0	0	0	0	0	4	4	-	-	-	-	-
FRANCHISE & NHL TOTALS			5	0	0	0	0	0	0	4	4	-	-	-	-	-

2013-14 REAL TIME STATS

Blocks: 8

Hits: 5

Shots: 4

CAREER HIGHLIGHTS

MOST GOALS/GAME:

None

MOST SHOTS/GAME:

3 – 1/13/14 vs. DAL

CAREER HAT TRICKS:

None

MOST ASSISTS/GAME:

None

LONGEST GOAL STREAK:

None

MULTIPLE POINT GAMES:

None

MOST POINTS/GAME:

None

LONGEST ASSIST STREAK:

None

MOST PIM/GAME:

2 – 3/11/14 at FLA

LONGEST POINT STREAK:

None

FIRSTS

FIRST COYOTES GAME:

3/10/14 at TBL

FIRST NHL GAME:

3/10/14 at TBL

FIRST COYOTES GOAL:

None

FIRST NHL GOAL:


None

FIRST COYOTES ASSIST:

None

FIRST NHL ASSIST:

None



11

MARTIN HANZAL

Center / 6'6" • 226 / Shoots: Left

Born: Feb. 20, 1987, Pisek, Czech Republic / Age: 27

DRAFTED

Phoenix's 1st choice (1st round, 17th overall) in the 2005 Entry Draft

2013-14 HIGHLIGHTS

Posted a career-high 40 points (15-25-40) in 65 games in his third season as an alternate captain...Ranked first on the team with 200 hits and led the team with 73 penalty minutes...Won 54.5% of his face-offs...Ranked fourth among Coyotes' forwards in TOI/game (18:40) and was fourth on the team in shots (169)...Had six multi-point games, five power-play goals and two game-winning goals...Missed 15 games due to injury...Scored the game winner and had an assist vs. NJD, Jan. 18...Recorded 1-1-2 vs. ANA, Jan. 11...Posted 1-1-2 vs. CGY, Jan. 7... Scored a goal at ANA, Dec. 28...Scored a goal at BUF, Dec. 23...Had a goal at TOR, Dec. 19...Won 81% (13/16) of his face-offs at MTL, Dec. 17...Scored a goal vs. CHI, Nov. 30...Notched a goal vs. COL, Nov. 21...Matched a career high for points (4) and assists (3) in a game vs. TBL, Nov. 16...Won 75% (15/20) of his face-offs at CHI, Nov. 14...Had an assist in three straight games from Nov. 5-9...Netted a goal vs. EDM, Oct. 26...Scored twice at LAK, Oct. 13...Recorded the GWG vs. DET, Oct. 19...Had a point in three straight games (1-2-3) from Oct. 8-11...Posted two assists in the season opener vs. NYR, Oct. 3.

2012-13 HIGHLIGHTS

Ranked sixth on the team in scoring with 11-12-23 in 39 games in his second year as an alternate captain...Led all Coyotes forwards in TOI/game (18:32)...Ranked second on the team in power-play goals (4), second in hits (100), second in takeaways (24) and fifth on the team in shots (93)...Had six multi-point games...Missed nine games with injuries...Recorded two assists at ANA, Apr. 27...Registered a goal and an assist vs. DET, Apr. 4 and vs. COL, Apr. 6...Posted 1-2-3 at NSH, Mar. 28...Scored a PPG vs. DET, Mar. 25...Tallied 2-1-3, including the GWG vs. CBJ, Feb. 16...Posted a four-game point streak (4-1-5) from Feb. 1-7...Scored a PPG vs. CHI, Feb. 7...Scored a goal vs. MIN, Feb. 4...Netted two goals at DAL, Feb. 1...Scored a goal in the home opener on Jan. 20 vs. CHI.

2011-12 HIGHLIGHTS

Recorded 8-26-34 and a career-best plus-12 rating in 64 games in his first season as an alternate captain...Led the team in hits (239) and won 52-percent of his face-offs...Was third on the team in takeaways (41) and fifth in plus/minus (plus-12)...Posted eight multi-point games...Notched an assist and had a career high seven shots in a 2-0 win vs. SJS, Mar. 29...Recorded 10 hits vs. STL, Mar. 25...Won 18 of 24 face-offs (75%) vs. CGY, Mar. 1...Collected 0-2-2 at EDM, Feb. 25...Matched a career high for assists (3) vs. LAK, Feb. 21...Won 11 of 14 face-offs (79%) at LAK, Feb. 16...Netted two goals, including the GWG vs. DET, Feb. 6...Recorded 1-1-2 vs. SJS, Feb. 4...Won 16 of 20 face-offs (80%) vs. ANA, Jan. 31...Missed 12 games with an injury (12/26-1/18)...Recorded 12 hits vs. NYR, Dec. 17...Collected 0-2-2 vs. EDM, Dec. 15...Won 18 of 24 face-offs (75%) vs. VAN, Nov. 25...Played in his 300th career game vs. MTL, Nov. 10...Collected 0-2-2 vs. LAK, Oct. 29...Recorded 1-1-2, including the GWG vs. NJD, Oct. 27...Scored two goals at ANA, Oct. 23...**2012 Playoffs:** Posted 3-3-6, two GWGs and a plus-2 rating in 12 playoff games...Second on the team in postseason hits (57) and penalty minutes (29)...Played in four of five games in the WCF against LAK and had a PPG...Recorded 2-2-4 in the WCSF against NSH...Scored the GWG in Game 5 vs. NSH, May 7...Appeared in three games of the WCQF against CHI...Scored the OT GWG in Game 1 of the WCQF vs. CHI, Apr. 12.

2010-11 HIGHLIGHTS

Appeared in 61 games for PHX, recording 16-10-26 and 54 penalty minutes...Registered a career high in goals (16)...Third on the team in GWG (5) and PPG (7)...Was second on the team in hits (147)...Led all Coyotes forwards in average TOI/game (19:30)...Won 50-percent of his face-offs...Recorded four multi-point games...Missed 10 games with an injury (3/8-4/6)...Set new career high in goals (12) with a tally vs. WSH, Feb. 14...Scored a goal at LAK, Jan. 20...Collected 0-2-2 at CBJ, Jan. 11...Scored a season-high two goals vs. EDM, Nov. 23...Scored the GWG (both on the PP) in consecutive games at CGY, Nov. 19 and vs. STL, Nov. 13...Won a combined 23 of 31 (74%) of his face-offs in games at DET, Nov. 8 and vs. PIT, Nov. 6...Registered 0-2-2 vs. NSH, Nov. 3 (first game back from injury)...Missed six games with an injury (10/18-11/2)...Recorded 100th career NHL point (goal) vs. DET on Oct. 16...**2011 Playoffs:** Posted 1-2-3 and eight penalty minutes in four games in the WCQF vs. DET...Scored his first career Stanley Cup Playoff goal in Game 4 vs. DET, Apr. 20...Had an assist in Game 1 and Game 2 at DET on Apr. 13 and 16.

2009-10 HIGHLIGHTS

Recorded 11-22-33 and 104 penalty minutes in 81 games...Set career highs in games played and penalty minutes...Ranked second on the team with 104 penalty minutes...Tied a career high by scoring his 11th goal of the season in win at FLA, Mar. 18...Scored two goals in win at CAR, Mar. 13...Collected 1-1-2 at MIN, Feb. 11...Recorded 2-2-4 in three-game span from Feb. 8-12...Picked up two assists in win vs. MIN, Jan. 16...Registered a career high five-game point streak (2-3-5) from Dec. 21-29...Tied career high with three assists at TOR, Dec. 16...Collected a goal and an assist in win vs. CHI, Nov. 5...Scored his first goal of the season at CBJ, Oct. 28...Logged a career high 24:26 TOI in 1-0 SO win at SJS, Oct. 12...**2010 Playoffs:** Appeared in all seven playoff games, recording three assists...Notched two assists in Game 3 victory at DET, Apr. 18...Collected an assist in Game 2 vs. DET, Apr. 16, for his first career playoff point.

2008-09 HIGHLIGHTS

Played in 74 games for PHX, recording 11-20-31 and 40 penalty minutes...Set career highs in goals (11), games played (74) and penalty minutes (40)...Led the Coyotes in face-off attempts (1,078), face-off wins (521) and SHGs (2)...Finished with six multi-point games...Registered a four-game point streak (1-3-4) from Mar. 21-30...Collected two assists and was plus-3 at LAK, Feb. 21...Notched two assists at CGY, Jan. 17...Tallied his ninth goal of the season on Dec. 22 at EDM to set new career high...Scored two goals and recorded a plus-3 rating in a win at DAL, Dec. 10...Recorded his first NHL hat trick vs. TOR, Dec. 4, setting a franchise record for fastest hat trick from the start of a game (20:27)...Notched a season-high six shots on goal vs. FLA, Nov. 8...Recorded an assist in season-opening win vs. CBJ, Oct. 11.

2007-08 HIGHLIGHTS

Appeared in 72 games for PHX during his rookie season...Finished with 8-27-35 and 28 penalty minutes...Ranked sixth on the team in points (35) and assists (27)...Also ranked second on the team in face-off wins (470) and tied for fourth in GWG (3)...Among all NHL rookies, ranked fourth in face-off wins (470), eighth in power-play assists (11) and power-play points (12), tied for eighth in assists (27) and ninth in points (35)...Scored the GWG at DAL, Apr. 4...Recorded his first career OT goal in 5-4 win vs. SJS, Mar. 25...Recorded a season-high four-game assist streak (0-5-5) from Mar. 8 to Mar. 15...Collected two assists vs. VAN, Mar. 13...Missed eight games due to an injury (2/5-2/19)...Finished with a goal and an assist vs. CBJ, Jan. 17...Collected 1-1-2 vs. CHI, Jan. 3...Registered a season-high 20:51 TOI vs. COL, Dec. 31...Tallied a season-high four points on a SHG and three assists at NJD, Dec. 15...Collected two assists at LAK, Dec. 8...Notched a three-game point streak (1-6-7) from Dec. 8 to Dec. 15...Scored his first NHL goal, the GWG and added an assist vs. NSH, Oct. 11...Made his NHL debut and recorded his first NHL point (assist) vs. STL, Oct. 4.

Career vs. NHL

TEAM	GP	G	A	PTS	PIM
ANA	37	6	12	18	22
ARI	-	-	-	-	-
BOS	6	0	0	0	0
BUF	9	1	2	3	27
CGY	19	2	8	10	14
CAR	6	2	1	3	14
CHI	24	6	3	9	21
COL	23	3	5	8	31
CBJ	20	5	10	15	27
DAL	34	6	8	14	37
DET	23	11	8	19	10
EDM	22	6	8	14	12
FLA	5	2	2	4	4
LAK	30	7	14	21	21
MIN	24	2	6	8	14
MTL	5	0	0	0	4
NSH	20	2	9	11	8
NJD	6	3	5	8	6
NYI	6	2	1	3	10
NYR	8	1	2	3	11
OTT	6	0	3	3	6
PHI	8	1	3	4	4
PIT	8	0	4	4	8
SJS	37	2	6	8	23
STL	23	1	5	6	14
TBL	6	2	3	5	4
TOR	6	4	4	8	6
VAN	22	0	7	7	26
WSH	5	1	2	3	0
WPG	8	2	1	3	2
TOTALS	456	80	142	222	386

Pack Fact

Led the Coyotes with 200 hits in the 2013-14 season.



2006-07 HIGHLIGHTS

Appeared in 60 games with Red Deer (WHL)...Recorded 26-59-85 and 94 PIM...Named WHL Eastern Conference Second Team All-Star...Led team in points (85), assists (59), game-winning goals (7), plus/minus (plus-13) and ranked third in goals (26) and tied for fifth in penalty minutes (94)...Led all WHL rookies in scoring and ranked tied for fifth overall...Ranked tied for fourth in the league and first among rookies in game-winning goals...Had a 10-game point streak (6-11-17) from Oct. 7 to Nov. 1...Led Red Deer in playoff scoring with 2-7-9 in six games while adding 19 penalty minutes...Scored a goal in each of last three games of regular season...Collected four assists at Lethbridge, Mar. 11...Registered five points with a goal and four assists vs. Regina, Dec. 9...Compiled nine-game point streak from Nov. 10-Dec. 1 while recording 3-10-13...Posted a goal and four assists at Spokane, Nov. 25...Compiled 10-game point streak from Oct. 7-Nov. 1, collecting 6-11-17...Registered 7-13-20 in 11 games during month of October...Posted four points with goal and three assists at Regina, Oct. 1.

2005-06 HIGHLIGHTS

Played in 19 games for Ceske Budejovice in the Czech league...Recorded an assist and 10 penalty minutes...Scored two goals in five games with Mlada Boleslav (Czech-2)...Notched 3-5-8 and 20 PIM in seven games with Ceske Budejovice (Czech Jr.)...Made his North American hockey debut, playing 19 games with Omaha of the USHL...Finished with 4-15-19 and 30 PIM...Added a goal in five playoff games.

2004-05 HIGHLIGHTS

Played in 37 games with Ceske Budejovice (Czech-Jr.), recording 22-22-44 and 80 PIM...Had 1-2-3 in two playoff games...Appeared in 15 contests for Ceske Budejovice (Czech-2)...Had a goal and two assists...Went scoreless in six postseason games.

2003-04 HIGHLIGHTS

Played two games with the Ceske Budejovice Under-17 team, recording a pair of assists...Also scored a goal while appearing in two playoff games...Played in 53 games for Ceske Budejovice Jr...Finished with 15-7-22 and 32 PIM.

2002-03 HIGHLIGHTS

Spent the season with Ceske Budejovice Under-17...Recorded 24-30-54 and 28 PIM in 47 games...Had 1-3-4 and 25 PIM in seven playoff games.

INTERNATIONAL CAREER

2014: Represented the Czech Republic at the Olympics in Sochi, Russia...Had one assist in four games...**2013:** Posted 1-3-4 and a plus-4 rating in eight games for the Czech Republic at the IIHF World Championships in Stockholm, Sweden and Helsinki, Finland...**2008:** Collected three assists in six games for the Czech Republic at the IIHF World Championship in Halifax, Nova Scotia and Quebec City...**2007:** Represented the Czech Republic at the IIHF World Junior Championship in Sweden...Finished with 2-1-3 in six games...**2006:** Registered two assists in six games for the Czech Republic at IIHF World Junior Championship in British Columbia...**2005:** Posted 4-3-2 and was a plus-7 in seven games at the IIHF U-18 World Championship in the Czech Republic...Was named to the tournament All-Star Team.

PERSONAL

Being drafted is his most memorable hockey moment...Hobbies include golf, fishing, soccer and tennis...Favorite actor is Ashton Kutcher and his favorite movie is "Never Back Down"...Favorite TV show is "Entourage"...Likes Czech food...Favorite vacation spot is Spain...Enjoys playing poker...Works with the Boys & Girls Club...Martin and his wife, Lenka, have a son Martin Jr. and reside in Scottsdale.

CAREER STATISTICS

SEASON	TEAM	LEAGUE	GP	REGULAR SEASON								PLAYOFFS				
				G	A	PTS	PP	SH	GW	+/-	PIM	GP	G	A	PTS	PIM
2002-03	C. Budejovice U-18	Czech U18	47	24	30	54	-	-	-	-	28	7	1	3	4	25
2003-04	C. Budejovice U-18	Czech U18	2	0	2	2	-	-	-	1	2	2	1	0	1	4
	C. Budejovice U-20	Czech U20	53	15	7	22	-	-	-	4	32	-	-	-	-	-
2004-05	C. Budejovice U-20	Czech U20	37	22	22	44	-	-	-	7	80	2	1	2	3	2
	C. Budejovice	Czech-2	15	1	2	3	-	-	-	8	2	6	0	0	0	6
2005-06	C. Budejovice U-20	Czech U20	7	3	5	8	-	-	-	2	20	-	-	-	-	-
	C. Budejovice	Czech	19	0	1	1	-	-	-	-3	10	-	-	-	-	-
	Mlada Boleslav	Czech-2	5	2	0	2	-	-	-	-	0	-	-	-	-	-
	Omaha	USHL	19	4	15	19	-	-	-	12	30	5	1	0	1	4
2006-07	Red Deer	WHL	60	26	59	85	-	-	-	13	94	6	2	7	9	19
2007-08	Phoenix	NHL	72	8	27	35	1	1	3	-7	28	-	-	-	-	-
2008-09	Phoenix	NHL	74	11	20	31	0	2	2	-4	40	-	-	-	-	-
2009-10	Phoenix	NHL	81	11	22	33	2	0	0	0	104	7	0	3	3	10
2010-11	Phoenix	NHL	61	16	10	26	7	0	5	4	54	4	1	2	3	8
2011-12	Phoenix	NHL	64	8	26	34	3	0	2	12	63	12	3	3	6	29
2012-13	C. Budejovice	Czech	18	8	11	19	-	-	-	3	73	-	-	-	-	-
	Phoenix	NHL	39	11	12	23	4	0	2	2	24	-	-	-	-	-
2013-14	Phoenix	NHL	65	15	25	40	5	0	2	-9	73	-	-	-	-	-
FRANCHISE & NHL TOTALS			456	80	142	222	22	3	16	-2	386	23	4	8	12	47

2013-14 REAL TIME STATS

Hits: 200

Shots: 169

Takeaways: 32

CAREER HIGHLIGHTS

MOST GOALS/GAME:

3 – 12/4/08 vs. TOR

MOST ASSISTS/GAME:

3 – 4 times (last 11/16/13 vs. TBL)

MOST POINTS/GAME:

4 – 2 times (last 11/16/13 vs. TBL)

MOST PIM/GAME

19 – 10/8/09 at BUF

MOST SHOTS/GAME:

8 – 3/4/13 vs. ANA

LONGEST GOAL STREAK:

2 – 13 times (last 10/24/13-10/26/13)

LONGEST ASSIST STREAK:

4 games (4/4/13-4/6/13)

LONGEST POINT STREAK:

5 games (12/21/09-12/29/09)

CAREER HAT TRICKS:

1 – 12/4/08 vs. TOR

MULTIPLE POINT GAMES:

37 (last 1/18/14 vs. NJD)

FIRSTS

FIRST COYOTES GAME:

10/4/07 vs. STL

FIRST COYOTES GOAL:

10/11/07 at NSH

FIRST COYOTES ASSIST:

10/4/07 vs. STL

FIRST NHL GAME:

10/4/07 vs. STL

FIRST NHL GOAL:

10/11/07 at NSH

FIRST NHL ASSIST:

10/4/07 vs. STL



36 ROB KLINKHAMMER

Left Wing / 6'3" • 214 / Shoots: Left

Born: Aug. 12, 1986, Lethbridge, Alberta / Age: 28

DRAFTED

Not Drafted

ACQUIRED

Signed as a free agent, July 13, 2012

Career vs. NHL

TEAM	GP	G	A	PTS	PIM
ANA	6	0	0	0	2
ARI	0	0	0	0	0
BOS	2	0	0	0	0
BUF	2	0	0	0	0
CGY	6	3	0	3	0
CAR	2	2	0	2	2
CHI	4	1	2	3	0
COL	5	1	0	1	0
CBJ	3	0	0	0	0
DAL	5	1	0	1	2
DET	5	1	1	2	2
EDM	5	0	2	2	0
FLA	1	0	0	0	0
LAK	8	2	1	3	4
MIN	4	1	1	2	0
MTL	5	0	0	0	0
NSH	4	0	1	1	2
NJD	3	0	0	0	0
NYI	3	2	1	3	0
NYR	3	0	2	2	0
OTT	2	1	0	1	0
PHI	3	1	1	2	0
PIT	3	0	0	0	2
SJS	5	0	2	2	4
STL	5	0	1	1	2
TBL	2	0	0	0	0
TOR	3	0	0	0	0
VAN	5	0	1	1	4
WSH	2	0	0	0	0
WPG	4	0	1	1	5
TOTALS	110	16	17	33	31

Pack Fact

Posted career highs last season in goals (11), assists (9), points (20) and games played (72).

2013-14 HIGHLIGHTS

Posted career highs in goals (11), assists (9), points (20) and games (72)...Tied for the team lead in plus/minus (+6)...Ranked second on the team with 168 hits...Scored a goal in back-to-back games at LAK, Mar. 17 and vs. CGY, Mar. 15...Had goals in back-to-back games vs. CGY, Jan. 7 and vs. PHI, Jan. 4...Scored twice and added an assist vs. NYI, Dec. 12...Notched a goal vs. CHI, Nov. 30...Scored a goal vs. CGY, Oct. 22...Had a goal vs. OTT, Oct. 15...Collected his 1st career multi-goal game (2-0-2) at CAR, Oct. 13...Tallied an assist vs. NYR, Oct. 3 in the season opener.

2012-13 HIGHLIGHTS

Recorded 5-6-11 in 22 games in his first year with the Coyotes...His plus-7 rating ranked second best on the team... Ranked second on the team in shot percentage (14.7%) and had 65 hits... Recorded 14-30-44 and 36 PIM in 53 games with Portland (AHL)...At the time of his recall he ranked 10th in the AHL in points...Scored a goal vs. COL, Apr. 26... Had a five-game point streak (2-4-6) from Mar. 25-Apr. 2...Collected 1-1-2 at MIN, Mar. 24...Scored a goal vs. DET, Mar. 25...Scored a goal vs. LAK, Mar. 12...Scored his 1st career NHL goal vs. DAL, Mar. 9...Recalled from Portland (AHL) on Mar. 8.

2011-12 HIGHLIGHTS

Appeared in 15 games with Ottawa and posted 0-2-2...Recorded his first NHL point (assist) vs. NYR, Mar. 8...Traded by Chicago to Ottawa in exchange for a 2013 seventh-round draft pick on Dec. 2...Recorded 12-23-35 in 30 games with Binghamton (AHL) and 2-4-6 in 18 games with Rockford (AHL).

2010-11 HIGHLIGHTS

Appeared in one game for CHI making his NHL debut Dec. 8 vs. DAL...Recorded 17-29-46 in 76 games with Rockford to rank third on the team in scoring...His plus-14 rating led the IceHogs...Had 63 penalty minutes...Tied for third on the team with three game-winning goals.

2009-10 HIGHLIGHTS

Recorded 10-14-24 and 38 penalty minutes in 72 games with Rockford...Had 1-1-2 and seven penalty minutes in four playoff games.

2008-09 HIGHLIGHTS

Posted 15-18-33 and 32 penalty minutes with Rockford...Had a plus-14 rating...Recorded 0-1-1 in four playoff games.

2007-08 HIGHLIGHTS

In 66 games with Norfolk (AHL), he recorded 12-12-24 and 41 penalty minutes.

2006-07 HIGHLIGHTS

Split the season between Portland, Brandon and Seattle in the WHL...Had 23-19-42 and 70 penalty minutes with the Winter Hawks and 10-21-31 and 29 penalty minutes in 28 games with the Wheat Kings...Appeared in one game for Seattle...Added 4-4-8 in 11 playoff games with Brandon.

2005-06 HIGHLIGHTS

Split the season between Seattle and Lethbridge in the WHL...Played in 32 games with the Thunderbirds and recorded 3-5-8 and 37 penalty minutes...Posted 5-7-12 and 15 penalty minutes in 35 games with the Hurricanes...Added one assist in seven postseason games with Seattle.

2004-05 HIGHLIGHTS

In 72 games with Lethbridge, he recorded 14-12-26 and 81 penalty minutes...Posted 0-1-1 in five postseason games.

2003-04 HIGHLIGHTS

Recorded 2-3-5 and 12 penalty minutes in 25 games with Lethbridge.

PERSONAL

Nickname is "Klink"...His favorite player growing up was Steve Yzerman...Lists Lethbridge, Alberta as his favorite vacation spot...Other favorites include: "Legends of the Fall" (movie) and George Strait (musician)...Enjoys spending time at the lake... Rob and his wife Jessica were married in February 2014.



CAREER STATISTICS

SEASON	TEAM	LEAGUE	GP	REGULAR SEASON								PLAYOFFS				
				G	A	PTS	PP	SH	GW	+/-	PIM	GP	G	A	PTS	PIM
2003-04	Lethbridge	WHL	25	2	3	5	0	0	0	-2	12	-	-	-	-	-
2004-05	Lethbridge	WHL	72	14	12	26	3	1	1	+9	81	5	0	1	1	4
2005-06	Lethbridge	WHL	35	5	7	12	1	0	1	-4	15	-	-	-	-	-
	Seattle	WHL	32	3	5	8	0	0	0	-6	37	7	0	1	1	6
2006-07	Seattle	WHL	1	0	0	0	0	0	0	-1	9	-	-	-	-	-
	Portland	WHL	37	23	19	42	14	2	4	-15	70	-	-	-	-	-
	Brandon	WHL	28	10	21	31	5	1	3	11	29	11	4	4	8	-
2007-08	Norfolk	AHL	66	12	12	24	0	0	2	-7	41	-	-	-	-	-
2008-09	Rockford	AHL	76	15	18	33	0	0	1	14	32	4	0	1	1	0
2009-10	Rockford	AHL	72	10	13	23	1	0	0	-5	38	4	1	1	2	7
2010-11	Rockford	AHL	76	17	29	46	0	1	3	14	63	-	-	-	-	-
	Chicago	NHL	1	0	0	0	0	0	0	1	0	-	-	-	-	-
2011-12	Rockford	AHL	18	2	4	6	2	0	0	-4	6	-	-	-	-	-
	Binghamton	AHL	35	12	23	35	3	0	2	-5	30	-	-	-	-	-
	Ottawa	NHL	15	0	2	2	0	0	0	0	2	-	-	-	-	-
2012-13	Portland	AHL	53	14	30	44	2	1	0	18	36	-	-	-	-	-
	Phoenix	NHL	22	5	6	11	1	0	1	7	10	-	-	-	-	-
2013-14	Phoenix	NHL	72	11	9	20	1	0	1	6	19	-	-	-	-	-
FRANCHISE TOTALS			94	16	15	31	2	0	2	13	29	-	-	-	-	-
NHL TOTALS			110	16	17	33	2	0	2	14	31	-	-	-	-	-

2013-14 REAL TIME STATS

Hits: 168

Shots: 103

Shot %: 10.7%

CAREER HIGHLIGHTS

MOST GOALS/GAME:

2 – 2 times
(last 12/12/13 vs. NYI)+

MOST ASSISTS/GAME:

1 – 17 times
(last 2/27/14 at WPG)+

MOST POINTS/GAME:

3 – 12/12/13 vs. NYI+

MOST PIM/GAME:

5 – 2/27/14 at WPG+

MOST SHOTS/GAME:

4 – 4 times
(last 10/22/13 vs. CGY)+

LONGEST GOAL STREAK:

2 games – 5 times
(last 3/15/14-3/17/14)+

LONGEST ASSIST STREAK:

4 games – 3/27/13-4/2/13+

LONGEST POINT STREAK:

5 games – 3/25/13 – 4/2/13+

CAREER HAT TRICKS: None

MULTIPLE POINT GAMES:

3 (last 12/12/13 vs. NYI)+

FIRSTS

FIRST COYOTES GAME:

3/9/13 vs. DAL

FIRST COYOTES GOAL:

3/9/13 vs. DAL

FIRST COYOTES ASSIST:

3/27/13 at MIN

FIRST NHL GAME:

12/8/10 vs. DAL*

FIRST NHL GOAL:

3/9/13 vs. DAL+


FIRST NHL ASSIST:

3/8/12 vs. NYR#

*w/CHI, #w/OTT, +w/ARI

28 LAURI KORPIKOSKI

Left Wing / 6'1" • 205 / Shoots: Left
Born: July 28, 1986, Turku, Finland / Age: 28



DRAFTED

N.Y. Rangers' 2nd choice (1st round, 19th overall) in the 2004 NHL Entry Draft

ACQUIRED

From N.Y. Rangers in exchange for Enver Lisin, July 13, 2009

2013-14 HIGHLIGHTS

Recorded 9-16-25 in 64 games...Ranked second on the team in SH TOI for forwards (2:01)...Was fourth on the team in hits (136)...Missed 18 games with injuries...Had a three-game point streak from March 11-15 that included a goal at BOS, Mar. 13...Had a goal vs. MTL, Mar. 6...Collected a four-game assist streak (0-5-5) from Jan. 20-26...Scored a goal vs. ANA, Jan. 11...Registered 1-2-3 vs. CGY, Jan. 7...Scored a goal vs. PHI, Jan. 4...Matched a career high with 1-2-3 vs. TBL, Nov. 16...Scored a goal at CHI, Nov. 14...Netted a goal vs. WSH, Nov. 9...Scored at CAR, Oct. 13.

2012-13 HIGHLIGHTS

Recorded 6-5-11 and 12 PIM in 36 games...Missed 12 games with an injury (3/27-4/20)...Skated in a season-high 20:21 vs. LAK, Mar. 12...Scored two goals vs. ANA, Mar. 2...Scored a goal vs. MIN, Feb. 4...Scored his 50th career goal vs. NSH, Jan. 28...Had a three-game point streak from Jan. 24-28...Scored a goal at SJS, Jan. 24...Netted a PPG at DAL, Jan. 19.

2011-12 HIGHLIGHTS

Fifth on the team in scoring with 17-20-37...His three shorthanded goals ranked tied for fourth in the NHL...Second on the team in shorthanded TOI (213:57)...Had seven multi-point games...One of six Coyotes to play in all 82 games...Played in his 300th career NHL game and had an assist at MIN, Apr. 7...Picked up his 100th career point (goal) at SJS, Mar. 24...Netted a goal vs. MIN, Mar. 8...Collected 0-2-2 vs. LAK, Feb. 21...Scored a pair of goals, including the GWG, in a 5-3 win vs. SJS, Feb. 4...Recorded 1-1-2, including a SHG, vs. TBL, Jan. 21...Registered 1-2-3 at CBJ, Jan. 13...Recorded 1-1-2 and the GWG at CAR, Dec. 21...Scored his second SHG of the season vs. NYR, Dec. 17...Scored on a penalty shot and had a SHG at WSH, Nov. 21...Recorded 1-1-2 at ANA, Oct. 23...Scored his first goal of the season at NSH, Oct. 13...**2012 Playoffs:** Appeared in 11 postseason games...Led the team in shorthanded TOI/game (4:11)...Played in all five games of the WCF against LAK...Appeared in two games of the WCSF against NSH...Appeared in four games of the WCQF against CHI.

2010-11 HIGHLIGHTS

Posted career highs in goals (19), assists (21), points (40) and plus/minus (plus-17)...Led the team in SHGs (2)...Second on the team in goals and plus/minus...Fourth in GWG (4) and fifth in scoring...Had nine multi-point games...Led the team in shorthanded TOI...Registered 1-1-2 including the GWG vs. STL, Mar. 22...Recorded 2-0-0 at ANA, Mar. 13...Played in his 200th career NHL game at PHI, Feb. 22...Recorded 1-1-2 and a plus-3 rating vs. ATL, Feb. 17...Career high five-game point streak (2-5-7) from Jan. 10-17...Recorded 1-1-2 vs. TOR, Jan. 13...Had 1-1-2 at STL, Jan. 10...Set new career high for points in a season (15) with assist at NYR, Dec. 16...Played in his 100th game as a Coyote at NJD, Dec. 15...Set new career high in goals (7) at MIN, Dec. 1...Recorded 1-1-2 vs. ANA, Nov. 27...Recorded a career high three assists vs. CGY, Nov. 12...Collected 1-1-2 at DAL, Nov. 5...Posted third career two-goal game and first regular season SHG vs. DET, Oct. 28...**2011 Playoffs:** Played in all four playoff games in the WCQF vs. DET and had one assist.

2009-10 HIGHLIGHTS

Recorded 5-6-11 in 71 games in his first season with the Coyotes...Set a new career high in games played...Went 7-for-17 in shootouts with two shootout-deciding goals...Registered a goal and an assist vs. NSH, Apr. 7...Scored two goals at WSH, Jan. 23...Scored the shootout-deciding goal while appearing in his 100th NHL game in 3-2 win vs. VAN, Dec. 29...Registered his first career multi-goal game (2G), including the GWG, vs. DAL, Nov. 27...Scored the shootout-deciding goal in 1-0 win at SJS, Oct. 12...Made his Coyotes debut on Oct. 3 at LAK...**2010 Playoffs:** Scored one goal while appearing in all seven playoff games vs. DET.

2008-09 HIGHLIGHTS

Played in 68 games with NYR as a rookie, collecting 6-8-14 and 14 penalty minutes...Recorded his first career multi-assist game with two assists vs. COL, Feb. 28...Registered 3-1-4 in a four-game span from Feb. 11-16...Recorded 1-1-2 vs. WSH, Feb. 11...Scored a goal and added an assist on Jan. 10 at OTT to post his first career multi-point effort...Tallied his first NHL assist on vs. BOS, Nov. 15...Recorded his first NHL regular season goal, the GWG, at NJD, Nov. 12...Made his NHL regular season debut at TBL, Oct. 4...**2009 Playoffs:** Played seven games with the Rangers, recording two assists...Assisted on GWG vs. WSH in Game 4 of ECQF, Apr. 22.

2007-08 HIGHLIGHTS

Appeared in 79 games with Hartford (AHL), tallying 23-27-50 and 71 PIM...Ranked tied for third on the team in goals (23) and second in SHG (2)...Ranked fourth on the club in points (50), fifth in PPGs (6) and fifth in plus/minus rating (plus-20)...Posted 12 multi-point games...Notched the GWG vs. Worcester, Mar. 28...Recorded two four-game point streaks...Also appeared in five playoff games with Hartford (AHL), recording 1-1-2...**2008 Playoffs:** Played one game with the Rangers, recording one assist while making his NHL debut vs. PIT in Game 5 of their ECSF, May 4.

Career vs. NHL

TEAM	GP	G	A	PTS	PIM
ANA	27	7	4	11	6
ARI	1	0	0	0	0
BOS	9	1	2	3	0
BUF	9	0	0	0	0
CGY	18	2	8	10	4
CAR	8	3	1	4	2
CHI	17	1	2	3	6
COL	15	1	5	6	6
CBJ	15	3	4	7	0
DAL	25	6	5	11	4
DET	17	2	2	4	6
EDM	17	2	5	7	4
FLA	9	0	2	2	2
LAK	25	0	5	5	6
MIN	17	4	1	5	2
MTL	6	1	0	1	2
NSH	17	4	2	6	6
NJD	11	1	2	3	2
NYI	7	0	1	1	2
NYR	6	1	1	2	2
OTT	9	1	3	4	2
PHI	11	2	1	3	2
PIT	9	0	0	0	2
SJS	25	5	4	9	8
STL	18	4	3	7	0
TBL	9	2	4	6	0
TOR	6	1	4	5	0
VAN	19	1	3	4	10
WSH	8	6	1	7	8
WPG	10	1	1	2	6
TOTALS	400	62	76	138	100

Pack Fact

Won a Bronze medal with Finland at the 2014 Olympics in Sochi, Russia.

**2006-07 HIGHLIGHTS**

Appeared in 78 games with Hartford (AHL), registering 11-27-38 and a plus-8 rating...In his first full season with Hartford, ranked tied for third on the team in games played (78) and ranked fourth on the team in assists (27)...His plus-8 rating ranked tied for second on the team among rookies...Ranked third among Wolf Pack rookies in goals (11) and fourth among rookies in points (38)...Registered a four-game point streak (1-7-8) from Feb. 18-25...Scored his first SHG on Jan. 6 at Springfield and added an assist in a 6-3 win...Tallied three assists on Nov. 11 vs. San Antonio in a 9-3 victory...Recorded his first multi-point game on Nov. 1 vs. Portland, recording two assists in a 4-3 win.

2005-06 HIGHLIGHTS

Played in five games with Hartford (AHL), collecting 2-1-3...In 11 playoff games with the Wolf Pack, registered one goal and two penalty minutes... Appeared in 51 career games with TPS Turku (Finnish League), recording 3-4-7 and 16 PIM...Posted a three-game point-scoring streak from Sept. 22-30, recording 2-1-3...In two playoff games, registered one assist...Nominated as best Finnish player for Finland's Under-20 squad.

2004-05 HIGHLIGHTS

In 41 regular season contests with TPS Turku (Finnish League), posted 0-6-6 along with 12 PIM...Skated in six playoff games, tallying one goal.

INTERNATIONAL CAREER

2014: Posted 2-2-4 in six games for Finland at the Olympics in Sochi, Russia...Helped lead Finland to a Bronze Medal...**2013:** Represented Finland at the IIHF World Championship in Stockholm, Sweden and Helsinki, Finland...Played in eight games and recorded 3-2-5...**2010:** Represented Finland at the IIHF World Championship in Germany...Appeared in seven games...**2006:** Captured a bronze medal at the IIHF World Junior Championship in British Columbia, recording 1-5-6 and four PIM in seven games...Ranked tied for fifth in assists among all players in the tournament...**2005:** In five games at the IIHF World Junior Championship in North Dakota and Minnesota, he collected 2-0-2 and six PIM...**2004:** Skated in six games for Finland at the IIHF U-18 World Championship, notching 5-6-11 and a plus-7 rating...Ranked tied for first among all players in the tournament with 11 points.

PERSONAL

Nickname is "Korpi"...Lists "Ninja Assassins" as his favorite movie and "Modern Family" as his favorite TV show...Most memorable hockey moment was playing pond hockey growing up with friends in Finland...Enjoys spending time in Finland during the offseason...Changed to No. 28 after wearing No. 29 for the Coyotes during the 2009-10 season.

CAREER STATISTICS

CAREER STATISTICS			REGULAR SEASON									PLAYOFFS				
SEASON	TEAM	LEAGUE	GP	G	A	PTS	PP	SH	GW	+/-	PIM	GP	G	A	PTS	PIM
2002-03	TPS U-18	Fin-Jr.	21	7	4	11	-	-	-	-	10	-	-	-	-	-
2003-04	TPS U-20	Fin-Jr.	36	12	8	20	-	-	-	12	20	4	0	2	2	4
2004-05	TPS U-20	Fin-Jr.	3	3	0	3	-	-	-	-	0	-	-	-	-	-
	TPS	Finland	41	0	6	6	-	-	-	1	12	6	1	0	1	0
2005-06	TPS U-20	Fin-Jr.	1	1	0	1	-	-	-	-	2	-	-	-	-	-
	TPS	Finland	51	3	4	7	-	-	-	-4	16	2	0	1	1	0
	Hartford	AHL	5	2	1	3	1	0	0	0	0	11	1	0	1	2
2006-07	Hartford	AHL	78	11	27	38	3	1	2	8	23	7	0	0	0	0
2007-08	Hartford	AHL	79	23	27	50	6	2	-	20	71	-	-	-	-	-
	NY Rangers	NHL	-	-	-	-	-	-	-	-	-	1	1	0	1	0
2008-09	NY Rangers	NHL	68	6	8	14	0	0	1	-10	14	7	0	2	2	0
2009-10	Phoenix	NHL	71	5	6	11	0	0	1	-10	16	7	1	0	1	2
2010-11	Phoenix	NHL	79	19	21	40	0	2	4	17	20	4	0	1	1	2
2011-12	Phoenix	NHL	82	17	20	37	0	3	3	3	14	11	0	0	0	2
2012-13	TPS	Finland	11	6	11	17	-	-	-	7	10	-	-	-	-	-
	Phoenix	NHL	36	6	5	11	1	0	0	-3	12	-	-	-	-	-
2013-14	Phoenix	NHL	64	9	16	25	1	0	0	-7	24	-	-	-	-	-
FRANCHISE TOTALS			332	56	68	124	2	5	8	0	86	22	1	1	2	6
NHL TOTALS			400	62	76	138	2	5	9	-10	100	30	2	3	5	6

2013-14 REAL TIME STATS**Hits: 136****Shots: 109****Blocks: 38****CAREER HIGHLIGHTS**

MOST GOALS/GAME:
2 – 7 times (last 3/2/13 vs. ANA)+

MOST ASSISTS/GAME:
3 – 11/12/11 vs. CGY+

MOST POINTS/GAME:
3 – 4 times (last 1/14/14 vs. TBL)+

MOST PIM/GAME:
4 – 11/9/13 vs. WSH+

MOST SHOTS/GAME:
7 – 2 times
(last 12/23/13 at BUF)+

LONGEST GOAL STREAK:
2 games – 6 times
(last 1/4/14-1/7/14)+

LONGEST ASSIST STREAK:
5 games – 2 times
(last 1/20/14-1/28/14)+

LONGEST POINT STREAK:
5 games – 2 times
(last 1/20/14-1/28/14)+

CAREER HAT TRICKS:
None

MULTIPLE POINT GAMES:
26 (last 1/20/14 vs. TOR)+

FIRSTS

FIRST COYOTES GAME:
10/3/09 at LAK

FIRST COYOTES GOAL:
11/27/09 vs. DAL

FIRST COYOTES ASSIST:
12/16/09 at TOR

FIRST NHL GAME:
10/4/08 at TBL*

FIRST NHL GOAL:
11/12/08 at NJD*

FIRST NHL ASSIST:
11/15/08 vs. BOS*

*W/NYR, +W/ARI



22

BRANDON MCMILLAN

Left Wing / 5'11" • 190 / Shoots: Left

Born: March 22, 1990, Richmond, British Columbia / Age: 24

Career vs. NHL

TEAM	GP	G	A	PTS	PIM
ANA	0	0	0	0	0
ARI	10	1	1	2	4
BOS	3	1	2	3	0
BUF	2	0	0	0	0
CGY	5	1	2	3	2
CAR	1	0	0	0	0
CHI	5	0	1	1	0
COL	5	1	2	3	2
CBJ	4	1	0	1	0
DAL	5	0	0	0	2
DET	4	0	0	0	6
EDM	5	1	0	1	0
FLA	3	0	0	0	2
LAK	10	2	0	2	0
MIN	7	0	1	1	4
MTL	2	0	0	0	2
NSH	6	0	2	2	12
NJD	1	0	0	0	0
NYI	1	0	0	0	2
NYR	4	0	0	0	0
OTT	1	0	0	0	0
PHI	1	0	1	1	0
PIT	1	0	1	1	0
SJS	7	0	3	3	2
STL	6	1	1	2	0
TBL	1	1	0	1	2
TOR	2	1	0	1	0
VAN	5	1	1	2	2
WSH	4	1	1	2	0
WPG	2	0	0	0	0
TOTALS	113	13	19	32	44

Pack Fact

Posted a career best 21 points with Anaheim in 2010-11

DRAFTED

Anaheim's 7th choice in the 3rd round (85th overall) in the 2008 NHL Entry Draft

ACQUIRED

From Anaheim in exchange for Matthew Lombardi, April 3, 2013

2013-14 HIGHLIGHTS

Recorded 2-4-6 in 22 games with the Coyotes...Notched an assist at PIT, Mar. 25...Tallied an assist vs. BOS, Mar. 22...Played in his 100th career NHL game vs. CGY, Mar. 15...Scored a goal at TBL, Mar. 10...Scored his first goal of the season at WSH, Mar. 8...Tallied an assist and seven hits vs. VAN, Mar. 4...Recalled from Portland (AHL), Feb. 24...Recorded 11-16-27 in 46 games with the Pirates...Ranked 5th on the team in goals and 6th in assists at the time of his recall.

2012-13 HIGHLIGHTS

Played in six games for the Ducks registering one assist...Started the season with Norfolk (AHL), recording 8-5-13 and 42 PIM in 41 games...Traded to Phoenix on Apr. 3...Made his Portland (AHL) debut on Apr. 5 at Manchester...Appeared in three postseason games with the Pirates.

2011-12 HIGHLIGHTS

Registered 0-4-4 and 20 PIM in 25 games with Anaheim...Spent the majority of the season with Syracuse (AHL), recording 12-18-30 and 36 PIM in 55 games...Ranked seventh on the Crunch in scoring and tied for sixth in goals

2010-11 HIGHLIGHTS

Recorded 11-10-21 in 60 games as a rookie with Anaheim...Established a Ducks rookie record with two shorthanded goals during the season and finished tied for third in the NHL for shorthanded goals by a rookie...Also had two power-play goals and two game-winning goals...Scored a goal at LAK, Apr. 9...Notched a goal at LAK, Mar. 19...Had a goal vs. COL, Feb. 27...Posted a goal in three straight games from Feb. 9-13...Scored at TOR, Jan. 20...Had a goal vs. STL, Jan. 12...Scored vs. CBJ, Jan. 7...Recorded an assist in three straight games from Dec. 28-Jan. 2...Notched 1-1-2 at BOS, Dec. 20...Scored at PHX, Nov. 27...**2011 Playoffs:** Posted 1-1-2 in six games of the WCQF against NSH...Recorded 1-1-2 and six shots in Game 4 of the series against NSH.

2009-10 HIGHLIGHTS

Recorded 25-42-67 and 63 PIM in 55 regular season games with Kelowna (WHL)...Among team leaders with Rockets, ranked first in points-per-game (1.22), tied for first in plus-minus (+11), tied for second in goals and third in scoring and assists...Led Kelowna in points, assists and plus-minus (+5) in the 2010 WHL playoffs.

2008-09 HIGHLIGHTS

Appeared in 70 regular season games with Kelowna and recorded 14-35-49 and 75 PIM...Helped Kelowna win 2009 WHL Championship and advance to the Memorial Cup Tournament...Skated in 22 postseason games, registering 0-5-5 and 20 PIM.

2007-08 HIGHLIGHTS

Notched 15-26-41 and 56 PIM in 71 games with Kelowna.

2006-07 HIGHLIGHTS

Made his WHL debut with Kelowna...Skated in 55 games with the Rockets, recording 2-10-12 and 27 PIM.

INTERNATIONAL CAREER

2010: Played six games for Team Canada at the 2010 IIHF World Junior Championships in Germany, recording 4-4-8...**2008:** Helped Team Canada win a gold medal at the 2008 U-18 IIHF World Championships in Kazan, Russia...Registered 1-2-3 and six PIM in seven games with Team Canada.

PERSONAL

Nickname is "Mac"...Favorite player growing up was Joe Sakic...Other favorites include: Foo Fighters (band) and "The Shawshank Redemption" (movie)...Enjoys playing golf.



CAREER STATISTICS

SEASON	TEAM	LEAGUE	GP	REGULAR SEASON								PLAYOFFS				
				G	A	PTS	PP	SH	GW	+/-	PIM	GP	G	A	PTS	PIM
2006-07	Kelowna	WHL	55	2	10	12	0	0	0	-17	27	-	-	-	-	-
2007-08	Kelowna	WHL	71	15	26	41	3	2	-	-5	56	7	0	0	0	6
2008-09	Kelowna	WHL	70	14	35	49	3	0	-	23	75	22	0	5	5	20
2009-10	Kelowna	WHL	55	25	42	67	7	3	-	11	63	4	0	0	0	4
2010-11	Syracuse	AHL	16	4	2	6	0	0	0	-6	10	-	-	-	-	-
	Anaheim	NHL	60	11	10	21	2	2	2	-5	18	6	1	1	2	0
2011-12	Syracuse	AHL	55	12	18	30	2	0	2	5	36	4	1	1	2	0
	Anaheim	NHL	25	0	4	4	0	0	0	-10	20	-	-	-	-	-
2012-13	Anaheim	NHL	6	0	1	1	0	0	0	-1	2	-	-	-	-	-
	Norfolk	AHL	41	8	5	13	2	0	0	-2	42	-	-	-	-	-
	Portland	AHL	2	0	0	0	0	0	0	-1	2	3	0	0	0	6
2013-14	Portland	AHL	46	11	15	26	4	1	0	-12	76	-	-	-	-	-
	Phoenix	NHL	22	2	4	6	0	0	0	0	4	-	-	-	-	-
FRANCHISE TOTALS			22	2	4	6	0	0	0	0	4	-	-	-	-	-
NHL TOTALS			113	13	19	32	2	2	2	-16	44	6	1	1	2	0

2013-14 REAL TIME STATS

Hits: 50

Shots: 35

Blocks: 7

CAREER HIGHLIGHTS

FIRSTS

MOST GOALS/GAME:

1 – 13 times (last 3/10/14 at TBL)+

MOST SHOTS/GAME:

5 – 3/8/14 at WSH+

CAREER HAT TRICKS:

None

FIRST COYOTES GAME:

2/27/14 at WPG

FIRST NHL GAME:

11/21/10 vs. EDM*

MOST ASSISTS/GAME:

1 – 19 times (4/12/14 vs. SJS)+

LONGEST GOAL STREAK:

3 games – 2/9/11-2/13/11*

MULTIPLE POINT GAMES:

1 – 12/20/10 at BOS*

FIRST COYOTES GOAL:

3/8/14 at WSH

FIRST NHL GOAL:

11/27/10 at PHX*

MOST POINTS/GAME:

2 – 12/20/10 at BOS*

LONGEST ASSIST STREAK:

3 games – 12/28/10-1/2/11*

FIRST COYOTES ASSIST:

3/4/14 vs. VAN

FIRST NHL ASSIST:

12/10/10 vs. CGY*


MOST PIM/GAME:

4 – 3 times (last 12/10/11 at NSH)*

LONGEST POINT STREAK:

5 games – 2/5/11-2/16/11*

*w/ANA, +w/ARI



4

ZBYNEK MICHALEK

Defense / 6'2" • 210 / Shoots: Right

Born: Dec. 23, 1982, Jindrichuv Hradec, Czech Republic / Age: 31

DRAFTED
Not Drafted**ACQUIRED**

From Pittsburgh for Harrison Ruopp, Marc Cheverie and a 3rd round selection (81st overall) in the 2012 Entry Draft, June 22, 2012

2013-14 HIGHLIGHTS

Posted 2-8-10 and 24 PIM in 59 games...Led the team with 165 blocked shots and ranked 13th in the NHL...Ranked second on the team in shifts/game (27.4) and third in TOI/game (20:58)...Led the team in shorthanded TOI/game (2:55)...Missed 13 games with an injury...Had an assist vs. DAL, Apr. 13...Scored a goal vs. WPG, Apr. 1...Earned an assist at NYR, Mar. 24...Tallied an assist at TBL, Mar. 10...Blocked seven shots at DAL, Feb. 8...Scored a goal vs. PIT, Feb. 1...Tallied an assist vs. BUF, Jan. 30...Blocked a season-high 11 shots at VAN, Jan. 26...Played in his 600th career NHL game vs. VAN, Nov. 5...Blocked seven shots at SJS, Nov. 2...Registered an assist and blocked five shots vs. NSH, Oct. 31.

2012-13 HIGHLIGHTS

Recorded 0-2-2 with 14 penalty minutes and was a plus-4 in 34 games...Led the team with 87 blocked shots...Second on the team in shorthanded TOI/game (2:57) and third in shifts/game (26.7)...Missed 14 games with an injury (3/12-4/9)...Had a season-high 27:14 TOI at VAN, Feb. 26...Recorded an assist at CGY, Feb. 24...Collected a season-high eight blocked shots at SJS, Feb. 9...Recorded an assist and had five shots vs. MIN, Feb. 4...Played in his 400th career game with PHX vs. EDM, Jan. 30...Blocked five shots vs. LAK, Jan. 26...Skated in 21:54 of ice time and recorded three hits and five blocked shots at SJS, Jan. 24.

2011-12 HIGHLIGHTS

Played in 62 games with PIT recording 2-11-13 and 24 penalty minutes...Led the team in blocked shots (144)...Ranked fourth in the NHL in shorthanded TOI/game (3:38)...Ranked fourth on the team in TOI/game (21:38)...Had an assist and season-high plus-3 vs. NYR, Apr. 5...Scored a goal and skated in 25:09 TOI vs. PHX, Mar. 5...Registered an assist and had a season-high five shots vs. TBL, Feb. 12...Played in his 500th NHL game vs. STL, Nov. 23...Had a two-game point streak from Oct. 17-18...Played a season-high 29:20 at MIN, Oct. 18...Scored a goal at WPG, Oct. 17...**2012 Playoffs:** Played in all six games of the ECQF against PHI, registering 0-1-1 and a plus-2 rating...Led the team in shorthanded TOI/game (4:26) and was second in blocked shots (10)...Had an assist in Game 3 of the ECQF at PHI, Apr. 15.

2010-11 HIGHLIGHTS

Appeared in 73 games in his first season with PIT and recorded 5-14-19 and 30 penalty minutes...Led the team in blocked shots (149)...Ranked tied for second in the NHL in shorthanded TOI/game (3:46)...Was fourth on the team in TOI/game (21:50)...Had a three-game point streak from Apr. 2-8 (2-1-3)...Scored a power-play goal and played a season-high 31:37 at NYI, Apr. 8...Had a season-high six shots vs. FLA, Mar. 27...Notched a goal and matched a season-high with a plus-3 rating at OTT, Mar. 15...Had a season-best 1-1-2, including his first goal with PIT vs. BUF, Mar. 8...Posted a three-game assist streak from Feb. 1-4...Had an assist in back-to-back games at FLA, Nov. 22 and vs. CAR, Nov. 19...Registered an assist in his first game with PIT vs. PHI, Oct. 7...**2011 Playoffs:** Played in all seven games of the ECQF against TBL and had one assist...Led the team in TOI/game (27:20) and ranked seventh in the Stanley Cup playoffs...Second on the team in shorthanded TOI/game (3:31)...Had an assist and skated in a playoff-high 36:01 TOI in Game 4 of the ECQF at TBL, Apr. 20.

2009-10 HIGHLIGHTS

Played in 72 games with PHX, registering 3-14-17 and 30 penalty minutes...Led the team in TOI/game (22:38), shorthanded TOI/game (3:16) and blocked shots (156)...Second on the team in shifts/game (29.9)...Had an assist in back-to-back games vs. VAN, Mar. 10 and at CAR, Mar. 13...Had a season-high five shots vs. STL, Mar. 2...Skated in a season-high 30:01 at CBJ, Dec. 17...Had a PPG at CBJ, Oct. 28...Notched an assist in three straight games (0-3-3) Oct. 15-22...Had an assist in the season opener at LAK, Oct. 3...**2010 Playoffs:** Had two assists in seven games against DET in the WCQF...Led the team in shorthanded TOI/game (4:08) and second in blocked shots (12)...Had an assist in Game 6 of the WCQF at DET, Apr. 25...Notched an assist in Game 3 at DET, Apr. 18...Made his Stanley Cup playoff debut vs. DET, Apr. 14.

2008-09 HIGHLIGHTS

Recorded 6-21-27 and 28 penalty minutes in 82 games played with PHX...Led the NHL in blocked shots (271) while appearing in all 82 games...One of only three Coyotes to appear in all 82 games...Played all 82 games for the third time in last four seasons...Led the Coyotes in TOI/game (22:42)...Ranked sixth in the NHL in shifts/game (30.6)...Selected as the Coyotes' Hardest working Player and as the team's Masterton Trophy nominee...Scored a goal in win at SJS, Apr. 9...Registered a career high eight SOG at NYI, Mar. 8...Collected a goal, assist and was a plus-3 while playing in his 300th NHL game on Jan. 2 vs. NYI...Logged a season-high 29:01 TOI at PHI, Nov. 22...Scored his first goal of the season vs. CHI, Nov. 18...Recorded two assists and was a plus-3 vs. PIT, Oct. 30.

2007-08 HIGHLIGHTS

Recorded 4-13-17 and 34 penalty minutes in 75 games played with PHX...Led the Coyotes with a career-best plus-9 rating and ranked second on the team in blocked shots (124) and third in TOI/game (21:35)...Ranked 19th in the NHL in shifts/game (29.0)...Tied his career high with two GWGs...Missed the first seven games of the season with an injury before appearing in the final 75 games...Scored the GWG in a 2-0 win vs. STL, Feb. 24...Assisted on the OT GWG at COL, Feb. 4...Scored his second career OT goal and added an assist in a 4-3 win vs. NSH, Jan. 24...Registered his first goal of the season vs. VAN, Dec. 22...Played in his 200th NHL game vs. TOR, Nov. 24...Registered a season-high 28:12 TOI at ANA, Nov. 7.

2006-07 HIGHLIGHTS

Played in all 82 games for the second consecutive season with PHX, recording 4-24-28...One of only two Coyotes to appear in all 82 games...Ranked tied for second on the team in assists (24) and power-play points (14), second in power-play assists (11) and tied for fifth in points...Among Coyotes defensemen, ranked first in assists and second in points...Also led the team in TOI/game (23:39) and in blocked shots (167)...Ranked ninth in the NHL in shifts/game (30.8) and tied for 16th in blocked shots (167)...Finished the season having played in 178 consecutive games...Set new career highs in points (28), assists (24), and shots (144)...Led the team in TOI 32 times during season, including 10 times in an 11-game stretch from Nov. 25-Dec. 21...Registered five multi-point games and four multi-assist games...Picked up two assists and led the team in TOI (26:53) in a 3-2 win over LAK, Jan. 20...Notched a goal and an assist vs. SJS, Dec. 30...It was his second consecutive two-point game after recording two assists at SJS, Dec. 28...Tied career high with a four-game point streak (1-5-6) from Dec. 26-Jan. 1...Recorded the first three-point game of his career with a goal and two assists vs. LAK, Nov. 30.

Career vs. NHL

TEAM	GP	G	A	PTS	PIM
ANA	45	3	4	7	26
ARI	4	1	0	1	2
BOS	13	0	3	3	4
BUF	14	1	4	5	0
CGY	27	1	5	6	8
CAR	12	1	6	7	8
CHI	27	1	3	4	20
COL	27	2	5	7	12
CBJ	28	2	2	4	4
DAL	45	1	7	8	22
DET	25	1	5	6	8
EDM	26	3	1	4	4
FLA	13	2	2	4	4
LAK	44	1	15	16	26
MIN	23	1	3	4	6
MTL	14	1	2	3	4
NSH	24	1	4	5	6
NJD	18	1	5	6	6
NYI	16	2	5	7	8
NYR	18	0	4	4	8
OTT	12	2	2	4	6
PHI	13	0	5	5	6
PIT	7	1	2	3	2
SJS	45	3	11	14	32
STL	26	1	4	5	6
TBL	11	0	3	3	10
TOR	11	0	2	2	12
VAN	28	1	4	5	8
WSH	13	0	1	1	12
WPG	14	2	4	6	4
TOTALS	643	36	123	159	284

Pack Fact

Led the team with 165 blocked shots last season.



2005-06 HIGHLIGHTS

Played in all 82 games for PHX, collecting 9-15-24 and 62 penalty minutes...One of only three Coyotes to play in all 82 games...Among NHL rookie defensemen, ranked tied for fourth in goals (9), tied for 13th in assists (15), tied for 11th in points (24), tied for third in PPGs (5), tied for 12th in plus/minus (plus-4), fourth in TOI/game (22:49) and first in blocked shots (166)...Led all NHL rookies and Coyotes in blocked shots (166)...Led Coyotes in TOI/game (22:49)...Among Coyotes defensemen, ranked second in goals (9), first in plus/minus (plus-4) and second in shots (105)...Led team in ice time in 38 of the final 60 games of season...Skated Coyotes' season-high 31:19 and was a plus-2 in 4-3 shootout win vs. EDM, Jan. 21...Scored a goal and led Coyotes with 26:46 TOI and four blocked shots in 6-3 win vs. FLA, Jan. 19...Scored GWG in 2-1 OT win vs. ANA, Nov. 12...Compiled four-game point streak (1-3-4) from Oct. 20-27...Scored first goal as Coyote in 3-2 vs. CGY, Oct. 27...Recorded assist in third straight game with helper on OT GWG in 5-4 win vs. STL, Oct. 25...Recorded first point as Coyote with assist in 5-4 SOL vs. NSH, Oct. 13...Switched No. from 39 to 4 prior to game vs. NSH, Oct. 13...Played first game as Coyote at VAN, Oct. 5.

2004-05 HIGHLIGHTS

Collected 7-17-24 and 48 penalty minutes in 76 games with Houston (AHL)...Among team defensemen, ranked second in assists and third in points...Set AHL career highs in goals, assists and points...Scored five power-play goals...**2005 Playoffs:** Played in all five games and tied for team lead in scoring with 1-2-3.

2003-04 HIGHLIGHTS

Split season between MIN and Houston (AHL)...Began season with Houston and recalled by MIN on three different occasions...In his first NHL season, played in 22 games and recorded 1-1-2, four penalty minutes and 14:13 TOI...Made NHL debut vs. PIT, Jan. 16...Collected first NHL point (goal) at SJS, Mar. 10...Recorded first NHL assist vs. DAL, Apr. 2...In 55 games with Houston (AHL), recorded 5-16-21 and 32 penalty minutes...Three of his five goals came on the power-play.

2002-03 HIGHLIGHTS

Played in 62 regular season games with Houston (AHL), registering 4-10-14 and 26 penalty minutes in his first pro season...Ranked third on team in plus/minus (plus-16)...Two of his four goals were GWGs...**2003 Playoffs:** Won 2003 Calder Cup Championship with Houston as Aeros defeated Hamilton four games to three...Collected 1-1-2 and six penalty minutes while playing in all 23 playoff games.

2001-02 HIGHLIGHTS

Prior to start of season, signed by MIN as a free agent, Sept. 29, 2001...In his final season in junior hockey, recorded 16-35-51 and 54 penalty minutes in 68 games with Shawinigan (QMJHL)...Ranked tied for third on team in power-play goals (14), tied for fifth in assists and sixth in points...Finished second among club defensemen in goals, assists and points...**2002 Playoffs:** Ranked third on team in playoff points with 8-9-17 in 12 games.

INTERNATIONAL CAREER

2014: Played in five games and recorded 0-1-1 for the Czech Republic at the Olympics in Sochi, Russia...**2013:** Played in eight games and registered 3-1-4 with the Czech Republic at the IIHF World Championship in Stockholm, Sweden and Helsinki, Finland...**2011:** Helped lead the Czech Republic to a bronze medal at the IIHF World Championship in Slovakia...Played in eight games recording one assist and six penalty minutes...**2010:** Played in five games for the Czech Republic at the Olympic Games in Vancouver...**2008:** Played for the Czech Republic at the IIHF World Championship in Halifax and Quebec City, appearing in seven games...**2007:** Played for Team Czech Republic at IIHF World Championship in Moscow...Registered an assist in seven games...**2006:** Represented the Czech Republic at the IIHF World Championship in Latvia, recording three goals and six penalty minutes in nine games to help team win the silver medal.

PERSONAL

Zbynek and his wife, Helena, have a son named Andreas and a daughter named Ella...His brother Milan is a member of the Ottawa Senators...Likes to vacation in Croatia...His favorite bands are Green Day and Nickelback...Favorite movie is "Legends of the Fall"...His favorite player growing up was Jaromir Jagr...Played soccer growing up...His favorite hockey moments were playing in the 2006 IIHF World Championship Final and playing his first NHL game...Enjoys playing tennis.

CAREER STATISTICS

SEASON	TEAM	LEAGUE	GP	REGULAR SEASON								PIM	PLAYOFFS				
				G	A	PTS	PP	SH	GW	+/-			GP	G	A	PTS	PIM
1999-00	Karlovy Vary Jr.	Czech Jr.	40	2	10	12	-	-	-	-		20	-	-	-	-	-
2000-01	Shawinigan	QMJHL	69	10	29	39	-	-	-	-		52	3	0	0	0	0
2001-02	Shawinigan	QMJHL	68	16	35	51	-	-	-	-		54	12	8	9	17	17
2002-03	Houston	AHL	62	4	10	14	-	-	-	-		26	23	1	1	2	6
2003-04	Minnesota	NHL	22	1	1	2	0	0	0	-7		4	-	-	-	-	-
	Houston	AHL	55	5	16	21	-	-	-	-		32	2	1	0	1	0
2004-05	Houston	AHL	76	7	17	24	-	-	-	-		48	5	1	2	3	4
2005-06	Phoenix	NHL	82	9	15	24	5	0	2	4		62	-	-	-	-	-
2006-07	Phoenix	NHL	82	4	24	28	3	0	0	-20		34	-	-	-	-	-
2007-08	Phoenix	NHL	75	4	13	17	0	0	2	9		34	-	-	-	-	-
2008-09	Phoenix	NHL	82	6	21	27	0	0	0	-13		28	-	-	-	-	-
2009-10	Phoenix	NHL	72	3	14	17	2	0	1	5		30	7	0	2	2	2
2010-11	Pittsburgh	NHL	73	5	14	19	1	0	2	0		30	7	0	1	1	0
2011-12	Pittsburgh	NHL	62	2	11	13	0	0	0	0		24	6	0	1	1	0
2012-13	Phoenix	NHL	34	0	2	2	0	0	0	4		14	-	-	-	-	-
2013-14	Phoenix	NHL	59	2	8	10	0	0	1	6		24	-	-	-	-	-
FRANCHISE TOTALS			486	28	97	125	10	0	6	-5		226	7	0	2	2	2
NHL TOTALS			643	36	123	159	11	0	8	-12		284	20	0	4	4	2

2013-14 REAL TIME STATS

Blocks: 165

Hits: 55

Takeaways: 27

CAREER HIGHLIGHTS

MOST GOALS/GAME: 1 – 36 times (last 4/1/14 vs. WPG)+	MOST SHOTS/GAME: 8 – 3/8/09 at NYI+
MOST ASSISTS/GAME: 2 – 5 times (last 10/30/08 vs. PIT)+	LONGEST GOAL STREAK: 2 games – 3/13/11-3/15/11^
MOST POINTS/GAME: 3 – 11/30/06 vs. LAK+	LONGEST ASSIST STREAK: 4 games – 12/26/06-1/1/07+
MOST PIM/GAME 4 – 16 times (last 2/4/14 vs. DAL)+	LONGEST POINT STREAK: 4 games – 12/26/06-1/1/07+

CAREER HAT TRICKS:
None

MULTIPLE POINT GAMES:
9 (last 3/8/11 vs. BUF)^

FIRSTS

FIRST COYOTES GAME: 10/5/05 at VAN	FIRST NHL GAME: 01/16/04 vs. PIT*
FIRST COYOTES GOAL: 10/27/05 vs. CGY	FIRST NHL GOAL: 03/9/04 at SJS*
FIRST COYOTES ASSIST: 10/13/05 vs. NSH	FIRST NHL ASSIST: 04/2/04 vs. DAL*

*W/MIN, ^W/PIT, +W/ARI

18

DAVID MOSS

Right Wing / 6'4" • 210 / Shoots: Right

Born: December 28, 1981, Livonia, Michigan / Age: 32



Career vs. NHL

TEAM	GP	G	A	PTS	PIM
ANA	20	2	5	7	4
ARI	14	2	5	7	2
BOS	5	0	0	0	0
BUF	7	3	1	4	0
CGY	8	0	4	4	0
CAR	4	0	1	1	6
CHI	21	3	2	5	8
COL	36	6	12	18	10
CBJ	19	2	4	6	6
DAL	24	4	4	8	10
DET	21	1	8	9	10
EDM	33	7	7	14	6
FLA	4	1	0	1	2
LAK	24	4	6	10	8
MIN	36	1	7	8	15
MTL	10	3	0	3	4
NSH	23	4	6	10	6
NJD	5	1	2	3	0
NYI	5	2	0	2	2
NYR	6	1	0	1	6
OTT	7	5	1	6	2
PHI	4	0	0	0	0
PIT	6	1	0	1	2
SJS	22	5	2	7	4
STL	21	9	4	13	2
TBL	4	0	2	2	2
TOR	9	0	1	1	0
VAN	33	7	6	13	10
WSH	4	0	2	2	2
WPG	6	0	0	0	4
TOTALS	441	74	92	166	133

Pack Fact

Earned the Coyotes Man of the Year Award in 2013-14 for his dedication and commitment to the community.

DRAFTED

Calgary's 9th choice (7th round, 220th overall) in the 2001 NHL Entry Draft

ACQUIRED

Signed as a free agent, July 1, 2012

2013-14 HIGHLIGHTS

Posted 8-14-22 in 79 games...Ranked second among Coyotes' forwards in shorthanded TOI/game (2:09)...Had 120 hits... Scored a goal vs. DAL, Apr. 13...Netted a goal at PIT, Mar. 25...Had a goal vs. BUF, Jan. 30...Posted 0-2-2 at VAN, Jan. 26... Scored twice vs. SJS, Dec. 27...Had a goal at VAN, Dec. 6...Collected 1-1-2 at EDM, Dec. 3...Scored a goal at STL, Nov. 12.

2012-13 HIGHLIGHTS

Posted 5-15-20 and 21 PIM in 45 games in his first season with the Coyotes...Ranked second on the team among forwards in SH TOI/game (2:15) and third on the team among forwards in hits (73)...Recorded 1-1-2 at EDM, Apr. 10...Scored a goal at NSH, Mar. 28...Tallied two assists at MIN, Mar. 27...Posted a three-game point streak (1-3-4) from Mar. 25-28...Scored his 1st career SHG vs. STL, Mar. 7...Had a point in five of six games (1-4-5) from Mar. 2-12...Registered two assists vs. CGY, Feb. 18...Scored a goal vs. CBJ, Feb. 16...Had a three-game point streak (1-2-3) from Jan. 20-24...Scored a goal in the home opener on Jan. 20 vs. CHI.

2011-12 HIGHLIGHTS

Recorded 2-7-9 and 12 penalty minutes in an injury-shortened 32 games...Totaled 82 shots...Registered a season-high seven shots and collected an assist at MIN, Mar. 11...Scored a goal vs. MTL, Mar. 6...Played in his 300th career NHL game at ANA, Mar. 2...Had an assist in back-to-back games vs. COL, Oct. 26 and vs. STL, Oct. 28...Skated a season-high 18:44 and had an assist vs. COL, Oct. 26...Notched a goal at MTL, Oct. 13.

2010-11 HIGHLIGHTS

Recorded 17-13-30 and a plus-9 rating in 58 games with CGY...Fourth on CGY in GWGs (3) and tied for third in PPGs (5)... Recorded nine multi-point games...Scored a goal vs. VAN, Mar. 12...Recorded a goal in three straight games from Feb. 25-Mar. 1...Collected a career high four points (1-3-4) at COL, Feb. 14...Had a pair of assists vs. ANA, Feb. 11...Registered 2-1-3 vs. STL, Jan. 26...Scored a pair of goals and had an assist vs. DAL, Jan. 21...Netted a pair of goals at OTT, Jan. 14... Posted 1-1-2 vs. BUF, Dec. 27...Had 1-2-3 vs. CHI, Nov. 19...Scored a goal and had an assist at COL, Nov. 9...Missed the first 11 games of the season with an injury.

2009-10 HIGHLIGHTS

Posted 8-9-17 in 64 games with CGY...Skated in a season-high 19:14 at WSH, Mar. 28...Scored a goal at NJD, Mar. 5...Had a season-high eight SOG at VAN, Jan. 9...Scored a goal and played in his 200th career NHL game at NSH, Jan. 5...Posted a five-game point streak (2-3-5) from Nov. 25-Dec. 3...Netted the GWG at NSH, Nov. 30...Scored a goal at LAK, Nov. 21... Notched a goal vs. EDM, Oct. 24...Scored twice, including the GWG with 49 seconds left at EDM, Oct. 3.

2008-09 HIGHLIGHTS

Set career highs in goals (20), assists (19) points (39) and games (81) with CGY...Tied for second on the team in GWGs (4) and fourth on the team in PPGs (8)...Had seven multi-point games...Collected a pair of assists and skated in a season-high 21:13 vs. DET, Mar. 23...Recorded first career hat trick, including the GWG at OTT, Mar. 3...Notched two assists at PHX, Feb. 14...Had an assist and a season-high nine SOG at SJS, Jan. 15...Scored the GWG vs. STL, Jan. 13...Netted two goals vs. SJS, Jan. 6...Had a goal and an assist at DET, Dec. 10...Scored a goal in four straight games Nov. 29-Dec. 7...Had a pair of assists vs. PHX, Nov. 4...**2009 Playoffs:** Scored three goals in six games of the WCQF against CHI...Registered a pair of goals, including the GWG, in Game 3 of the WCQF vs. CHI, Apr. 20...Netted a goal in Game 1 at CHI, Apr. 16.

2007-08 HIGHLIGHTS

Recorded 4-7-11 and 10 penalty minutes in an injury-shortened 41 games with CGY...Collected 1-1-2 and had a plus-3 rating at VAN, Apr. 5...Scored a goal at VAN, Mar. 30...Recorded a point in three straight games (1-2-3) from Jan. 16-22...**2008 Playoffs:** Played in five games of the WCQF against SJS and recorded 1-1-2...Scored a goal in Game 5 at SJS, Apr. 17.

2006-07 HIGHLIGHTS

In his rookie NHL season, played in 41 games, recording 10-8-18...Registered 9-12-21 in 28 games with Omaha (AHL)... Scored a goal at COL, Apr. 8...Collected 1-1-2 vs. STL, Mar. 12...Had a pair of assists vs. LAK, Jan. 30 and at NSH, Jan. 15... Set a new Flames record as the only rookie to score in his first three games (12/19-12/27)...Scored his second career goal, in his second career game, on his second career shot vs. VAN, Dec. 26...Played his first NHL game and scored the GWG on his first career shot (Dec. 19)...**2007 Playoffs:** Played in all six games of the WCQF against DET...Scored his first career playoff point (assist) in Game 3 vs. DET...Made his Stanley Cup playoff debut at DET in Game 1 of the WCQF, Apr. 12.

2005-06 HIGHLIGHTS

Led Omaha (AHL) in rookie scoring with 21-27-48...Led the team in PPGs (16)...Missed the final 15 games of the season with an injury... Matched a team high with four points (2-2-4) vs. Houston on March 12...Set an Omaha (AHL) record by scoring goals in five straight games from Feb. 16-24.



2004-05 HIGHLIGHTS

Recorded 10-20-30 at Michigan (CCHA)...Received Michigan's Howard Colby Award for sportsmanship...Set career highs in assists (20), game-winning goals (2) and power-play goals (4).

2003-04 HIGHLIGHTS

Posted 8-12-20 in 38 games for Michigan (CCHA).

2002-03 HIGHLIGHTS

Received the Alton D. Simms Trophy as the Wolverines' most improved player...Ranked fifth on the team in points with 14-17-31.

2001-02 HIGHLIGHTS

Received Michigan's Howard Colby Award for sportsmanship...Recorded 4-9-13 in 43 games...One of four players and two freshmen to skate in all 43 games.

2000-01 HIGHLIGHTS

Posted 20-18-38 in 51 games with Cedar Rapids (USHL) and 2-2-4 in nine games with St. Louis (NAHL).

INTERNATIONAL CAREER

2013: Posted 4-3-7 and a plus-5 rating in 10 games at the IIHF World Championship in Stockholm, Sweden and Helsinki, Finland with Team USA...His four goals ranked tied for second on the team...Helped lead the USA to a Bronze Medal...**2010:** Represented Team USA at the IIHF World Championship in Germany, scoring once and adding two assists in six games.

PERSONAL

Nickname is "Mosser"...His favorite player growing up was Steve Yzerman...Other favorites are The Gaslight Anthem (band) and "Step Brothers" (movie)...Favorite vacation spot is Northern Michigan...Enjoys playing golf... Dave and his wife Erinn were married in July 2014.

CAREER STATISTICS

			REGULAR SEASON									PLAYOFFS				
SEASON	TEAM	LEAGUE	GP	G	A	PTS	PP	SH	GW	+/-	PIM	GP	G	A	PTS	PIM
2000-01	St. Louis	NAHL	9	2	2	4	-	-	-	-	2	-	-	-	-	-
	Cedar Rapids	USHL	51	20	18	38	-	-	-	-	14	4	0	1	1	2
2001-02	Michigan	CCHA	43	4	9	13	0	0	0	-2	10	-	-	-	-	-
2002-03	Michigan	CCHA	43	14	17	31	4	0	1	13	37	-	-	-	-	-
2003-04	Michigan	CCHA	38	8	12	20	4	0	1	-5	18	-	-	-	-	-
2004-05	Michigan	CCHA	38	10	20	30	4	0	2	10	26	-	-	-	-	-
2005-06	Omaha	AHL	63	21	27	48	16	0	2	0	28	-	-	-	-	-
2006-07	Omaha	AHL	28	9	12	21	4	0	2	1	22	-	-	-	-	-
	Calgary	NHL	41	10	8	18	3	0	1	5	12	6	0	1	1	0
2007-08	Calgary	NHL	41	4	7	11	0	0	0	-4	10	5	1	1	2	4
2008-09	Calgary	NHL	81	20	19	39	8	0	4	-5	22	6	3	0	3	0
2009-10	Calgary	NHL	64	8	9	17	3	0	2	-9	20	-	-	-	-	-
2010-11	Calgary	NHL	58	17	13	30	5	0	3	9	18	-	-	-	-	-
2011-12	Calgary	NHL	32	2	7	9	0	0	0	-3	12	-	-	-	-	-
2012-13	Phoenix	NHL	45	5	15	20	1	1	0	3	21	-	-	-	-	-
2013-14	Phoenix	NHL	79	8	14	22	0	0	1	-1	18	-	-	-	-	-
FRANCHISE TOTALS			124	13	29	42	1	1	1	2	39	-	-	-	-	-
NHL TOTALS			441	74	92	166	20	1	11	-5	133	17	4	2	6	4

2013-14 REAL TIME STATS

Hits: 50

Shots: 35

Blocks: 7

CAREER HIGHLIGHTS

MOST GOALS/GAME:
3 – 3/3/09 at OTT*

MOST ASSISTS/GAME:
3 – 2/14/11 at COL*

MOST POINTS/GAME:
4 – 2/14/11 at COL*

MOST PIM/GAME:
6 – 12/5/10 at CHI*

MOST SHOTS/GAME:
9 – 1/15/09 at CGY*

LONGEST GOAL STREAK:
4 games – 11/29/08-12/7/08*

LONGEST ASSIST STREAK:
3 games – 2 times
(last 3/2/13-3/9/13)+

LONGEST POINT STREAK:
5 games – 11/25/09-12/3/09*

CAREER HAT TRICKS:
1 – 3/3/09 at OTT*

MULTIPLE POINT GAMES:
26 (last 12/27/13 vs. SJS)+

FIRSTS

FIRST COYOTES GAME:
1/19/13 at DAL

FIRST COYOTES GOAL:
1/20/13 vs. CHI


FIRST COYOTES ASSIST:
1/23/13 vs. CBJ

FIRST NHL GAME:
12/19/06 at LAK*

FIRST NHL GOAL:
12/19/06 at LAK*

FIRST NHL ASSIST:
1/15/07 at NSH*

*w/CGY, +w/ARI



5 CONNOR MURPHY

Defense / 6'4" • 212 / Shoots: Right
Mar. 26, 1993, Dublin, Ohio / Age: 21

DRAFTED

Phoenix's 1st choice (1st round, 20th overall) in the 2011 Entry Draft

2013-14 HIGHLIGHTS

Played in 30 games in his first NHL season posting 1-7-8 and a plus-5 rating...Recorded 0-13-13 and 48 penalty minutes in 36 games with Portland (AHL)...Had an assist vs. CGY, Jan. 7...Notched two assists in his first career multi-point game vs. PHI, Jan. 4...Had a three-game point streak Dec. 12-17...Recorded his 1st career NHL assist vs. NYI, Dec. 12...Skated in a career-high 26:50 of ice time at COL, Dec. 10...Scored his first career goal and skated in 22:32 of ice time in his NHL debut vs. TBL, Nov. 16.

2012-13 HIGHLIGHTS

Played in 33 games as an alternate captain with Sarnia (OHL), recording 6-12-18 and 32 PIM...Scored four power-play goals.

2011-12 HIGHLIGHTS

Registered 8-18-26 and 26 PIM in 35 games with Sarnia...Set OHL career highs in games played, goals, assists, and points...Made his OHL postseason debut, totaling 1-2-3 and six PIM in six postseason contests...Ranked second among all Sting defensemen in points...Led all team defensemen in postseason scoring...Notched his first OHL goal at Erie on Jan. 6.

2010-11 HIGHLIGHTS

Played in nine games for the U.S. NTDP, totaling 3-1-4 and a plus-6 rating...Played in 13 games with the U.S. NTDP U-18 Team, recording 3-3-6.

2009-10 HIGHLIGHTS

Appeared in six games with the U.S. NTDP U-17 Team and scored one goal.

INTERNATIONAL CAREER

2014: Played in five games for Team USA at the IIHF World Championship in Belarus...**2013:** Totaled 0-1-1 in seven games with the gold medal winning U.S. squad at the 2013 World Junior Championships in Russia...**2011:** Won a gold medal with Team USA at the 2011 U18 World Junior Championship...Was named player of the game after scoring the gold-medal winning OT goal, helping Team USA defeat Team Sweden 4-3.

PERSONAL

Nickname is "Murph"...His favorite player growing up was Nicklas Lidstrom...Favorite band is Mumford and Sons and his favorite movie is "Dumb & Dumber"...Enjoys playing all sports...His father Gord played 14 seasons in the NHL (Philadelphia, Boston, Florida and Atlanta) as a defenseman...Gord is an assistant coach with Philadelphia.

Career vs. NHL

TEAM	GP	G	A	PTS	PIM
ANA	2	0	0	0	0
ARI	-	-	-	-	-
BOS	2	0	1	1	0
BUF	2	0	1	1	2
CGY	2	0	1	1	2
CAR	1	0	1	1	0
CHI	1	0	0	0	2
COL	1	0	0	0	0
CBJ	1	0	0	0	0
DAL	3	0	0	0	0
DET	0	0	0	0	0
EDM	2	0	0	0	2
FLA	0	0	0	0	0
LAK	1	0	0	0	0
MIN	3	0	0	0	3
MTL	1	0	1	1	0
NSH	0	0	0	0	0
NJD	1	0	0	0	0
NYI	1	0	1	1	0
NYR	0	0	0	0	0
OTT	1	0	0	0	2
PHI	1	0	2	2	0
PIT	1	0	0	0	0
SJS	2	0	0	0	0
STL	0	0	0	0	0
TBL	1	1	0	1	0
TOR	1	0	0	0	0
VAN	1	0	0	0	0
WSH	0	0	0	0	0
WPG	0	0	0	0	0
TOTALS	30	1	7	8	10

Pack Fact

Scored his first NHL goal and skated in 22:32 of ice time in his NHL debut vs. Tampa Bay on Nov. 16 last season.



CAREER STATISTICS

SEASON	TEAM	LEAGUE	GP	REGULAR SEASON								PLAYOFFS				
				G	A	PTS	PP	SH	GW	+/-	PIM	GP	G	A	PTS	PIM
2009-10	USNTDP Juniors	USHL	2	0	0	0	0	0	0	-	0	-	-	-	-	18
	U.S. National U-17	USDP	6	1	0	1	0	0	0	-	2	-	-	-	-	6
2010-11	USNTDP Juniors	USHL	9	3	1	4	0	1	0	-	6	-	-	-	-	10
	U.S. National U-18	USDP	13	3	3	6	0	0	0	-	0	-	-	-	-	6
2011-12	Sarnia	OHL	35	8	18	26	6	0	2	-	26	6	1	2	3	6
2012-13	Sarnia	OHL	33	6	12	18	4	0	0	14	32	-	-	-	-	-
2013-14	Portland	AHL	36	0	13	13	0	0	0	-1	48	-	-	-	-	-
	Phoenix	NHL	30	1	7	8	0	0	0	5	10	-	-	-	-	-
FRANCHISE & NHL TOTALS			30	1	7	8	0	0	0	5	10	-	-	-	-	-

2013-14 REAL TIME STATS

Hits: 44

Blocks: 38

Shots: 30

CAREER HIGHLIGHTS

FIRSTS

MOST GOALS/GAME:

1 – 11/16/13 vs. TBL

MOST SHOTS/GAME:

3 – 3 times (last 4/12/14 vs. SJS)

CAREER HAT TRICKS:

None

FIRST COYOTES GAME:

11/16/13 vs. TBL

FIRST NHL GAME:

11/16/13 vs. TBL

MOST ASSISTS/GAME:

2 – 1/4/14 vs. PHI

LONGEST GOAL STREAK:

None

MULTIPLE POINT GAMES:

1 – 1/4/14 vs. PHI

FIRST COYOTES GOAL:

11/16/13 vs. TBL

FIRST NHL GOAL:

11/16/13 vs. TBL

MOST POINTS/GAME:

2 – 1/4/14 vs. PHI

LONGEST ASSIST STREAK:

3 games – 12/12/13-12/17/13

FIRST COYOTES ASSIST:

12/12/13 vs. NYI

FIRST NHL ASSIST:

12/12/13 vs. NYI

MOST PIM/GAME:

2 – 5 times (last 1/9/14 vs. MIN)

LONGEST POINT STREAK:

3 games – 12/12/13-12/17/13



6

DAVID SCHLEMKO

Defense / 6'1" • 190 / Shoots: Left

Born: May 7, 1987, Edmonton, Alberta / Age: 27

DRAFTED
Not Drafted**ACQUIRED**

Signed as a free agent July 19, 2007

Career vs. NHL

TEAM	GP	G	A	PTS	PIM
ANA	14	1	2	3	4
ARI	-	-	-	-	-
BOS	3	0	1	1	0
BUF	2	0	1	1	0
CGY	10	0	1	1	12
CAR	5	0	2	2	2
CHI	11	0	5	5	2
COL	8	1	1	2	6
CBJ	5	1	1	2	2
DAL	14	2	1	3	0
DET	9	0	0	0	4
EDM	13	1	4	5	4
FLA	2	0	0	0	2
LAK	14	0	2	2	4
MIN	8	0	2	2	2
MTL	4	0	1	1	0
NSH	8	1	2	3	4
NJD	2	0	2	2	0
NYI	3	0	0	0	2
NYR	2	0	0	0	2
OTT	2	0	0	0	0
PHI	4	0	0	0	0
PIT	2	0	1	1	2
SJS	10	0	2	2	2
STL	9	0	1	1	10
TBL	4	1	1	2	0
TOR	2	0	0	0	0
VAN	11	0	3	3	2
WSH	2	0	1	1	2
WPG	4	0	1	1	2
TOTALS	187	8	38	46	72

Pack Fact**Played in a career-high 48 games in 2013-14.****2013-14 HIGHLIGHTS**

Played in a career-high 48 games and recorded 1-8-9 with a plus-2 rating and 18 PIM...Finished sixth on the team in blocked shots (79)...Had an assist vs. MTL, Mar. 6...Played in his career-high 47th game of the season vs. VAN, Mar. 4...Tallied an assist at WPG, Feb. 27...Had an assist vs. PIT, Feb. 1...Blocked five shots vs. PHI, Jan. 4...Registered an assist vs. SJS, Dec. 27...Recorded an assist at EDM, Dec. 3...Notched an assist at MIN, Nov. 27...Skated in a season-high 23:33 of ice time at CHI, Nov. 14... Scored a goal vs. EDM, Oct. 26.

2012-13 HIGHLIGHTS

Posted 1-5-6 and 12 PIM in 30 games...Had a team high plus-8 rating...Ranked fifth on the team with 57 blocked shots... Scored a goal vs. COL, Apr. 26...Scored the GDG in the shootout at CHI, Apr. 20...Recorded an assist in back-to-back games on Mar. 28 at NSH and Mar. 30 at SJS...Skated in a season-high 24:49 of ice time at LAK, Mar. 19...Missed 16 games with an injury (2/7-3/12)...Skated in 22:20 of ice time vs. DAL, Feb. 2 and blocked four shots...Had two assists in the home opener vs. CHI, Jan. 20.

2011-12 HIGHLIGHTS

Established a career high in games played (46) and matched a career high in assists (10)...Posted 1-10-11 and a plus-7 rating...Had a career-best 58 SOG and ranked fourth on the team in blocked shots (88)...Missed 28 games (1/10-3/12) with an injury suffered vs. NYI, Jan. 7...Collected an assist in a 3-2 win vs. NSH, Dec. 6...Played a season-high 25 minutes and had an assist in a 4-3 SO win at CHI, Dec. 5...Recorded an assist in three straight games (0-4-4) Oct. 27-Nov. 2...Had a pair of assists in a 5-3 win vs. NJD, Oct. 27...Scored a goal in a 5-2 win at NSH, Oct. 13...**2012 Playoffs:** Averaged 16:13 TOI/game in five postseason games.

2010-11 HIGHLIGHTS

Played in 43 games and established career highs in goals (4), assists (10), points (14), plus/minus (plus-8) and PIM (24)... Recorded a goal vs. DAL, Mar. 29...Collected an assist and blocked three shots vs. STL, Mar. 22...Recorded an assist at VAN, Mar. 18...Scored a goal in back-to-back games at TBL, Feb. 23 and at CBJ, Feb. 25...Recorded the second multi-point game of his career (1-1-2) at TBL, Feb. 23...Missed 15 games with an upper-body injury (1/18-2/22)...Set a new career high for assists in a season (5) at ANA, Dec. 5...Posted a three-game assist streak (0-4-4) from at EDM, Nov. 19, to vs. EDM, Nov. 23...Set a new career high with 0-2-2 vs. EDM, Nov. 23...**2011 Playoffs:** Played in four games in the WCQF vs. DET recording one goal and four penalty minutes...Notched a PPG in Game 3 of the WCQF vs. DET, Apr. 18...Made his Stanley Cup playoff debut in Game 1 at DET, Apr. 13.

2009-10 HIGHLIGHTS

Played in 55 games for San Antonio (AHL), recording 5-26-31 and 30 PIM...Ranked third in scoring among Rampage defensemen...Set AHL career highs in assists, points and penalty minutes...Also played in 17 games for the Coyotes, collecting 1-4-5 and a plus-1 rating...Recorded an assist in back-to-back games, at CGY (Nov. 25) and vs. DAL (Nov. 27)... Logged a career high 24:19 TOI vs. TBL, Nov. 16...Scored his first career NHL goal in win vs. DAL and was plus-3, Nov. 14... Made his season debut for the Coyotes vs. CHI on Nov. 5, recording an assist and three SOG...Finished the AHL season with seven multi-point games...Scored two goals at Chicago (AHL), Feb. 17...Recorded 1-2-3 vs. Peoria, Mar. 17...Collected two assists in each of the last two games of the AHL season (Apr. 10 vs. Rockford; Apr. 11 vs. Houston).

2008-09 HIGHLIGHTS

Appeared in 68 games with San Antonio (AHL), recording 7-22-29 and 20 penalty minutes...Also played in three games with the Coyotes and notched one assist...Recorded his first career NHL point while logging 20:09 TOI vs. CAR, Feb. 7...Made his NHL debut at NSH, Feb. 3...Ranked second among Rampage defensemen in points...Recorded two GWGs and five multi-point games...Registered a four-game point streak (0-5-5) from Oct. 15-25.

2007-08 HIGHLIGHTS

Appeared in 58 games for Arizona (CHL), recording 10-29-39 and 24 penalty minutes...Ranked fourth among Sundog defensemen in points (29)...Played in 14 playoff games, helping lead Arizona to the CHL President's Cup Championship... Recorded 3-5-8 during the postseason...Also appeared in one regular season game for San Antonio (AHL).

2006-07 HIGHLIGHTS

Registered 8-50-58 and 78 penalty minutes in 64 games with Medicine Hat (WHL)...Ranked first among WHL defensemen in assists and fifth in points...Named to the WHL Eastern Conference All-Star Second Team...Registered 3-13-16 in 23 playoff games while helping lead Medicine Hat to the WHL Championship and a berth in the Memorial Cup final.

2005-06 HIGHLIGHTS

Recorded 9-35-44 and 44 penalty minutes in 69 games with Medicine Hat (WHL)...Added 2-5-7 and 15 penalty minutes in 13 playoff games.

2004-05 HIGHLIGHTS

Collected 5-24-29 and 23 penalty minutes in 65 games in his first WHL season with Medicine Hat.

PERSONAL

Favorite hockey player growing up was Nicklas Lidstrom...Favorite hockey memory is scoring his first NHL goal...Enjoys spending time with his family and playing golf...Favorite TV show is "Big Brother"...Favorite movie is "Old School"... Nickname is "Schlemer"...David and his wife, Kristen, have a daughter, Ava, and reside in Scottsdale.



CAREER STATISTICS

SEASON	TEAM	LEAGUE	REGULAR SEASON									PLAYOFFS				
			GP	G	A	PTS	PP	SH	GW	+/-	PIM	GP	G	A	PTS	PIM
2004-05	Medicine Hat	WHL	65	5	24	29	1	1	1	15	23	13	0	3	3	10
2005-06	Medicine Hat	WHL	69	9	35	44	6	0	0	17	44	13	2	5	7	15
2006-07	Medicine Hat	WHL	64	8	50	58	5	0	3	12	78	23	3	13	16	12
2007-08	San Antonio	AHL	1	0	0	0	0	0	0	0	4	-	-	-	-	-
	Arizona	CHL	58	10	29	39	8	0	1	12	24	14	3	5	8	6
2008-09	San Antonio	AHL	68	7	22	29	3	0	2	-15	20	-	-	-	-	-
	Phoenix	NHL	3	0	1	1	0	0	0	-2	0	-	-	-	-	-
2009-10	San Antonio	AHL	55	5	26	31	2	1	0	-4	30	-	-	-	-	-
	Phoenix	NHL	17	1	4	5	0	0	0	1	8	-	-	-	-	-
2010-11	Phoenix	NHL	43	4	10	14	0	0	0	8	24	4	1	0	1	4
	San Antonio	AHL	3	0	0	0	0	0	0	-4	2	-	-	-	-	-
2011-12	Phoenix	NHL	46	1	10	11	0	0	0	7	10	5	0	0	0	0
2012-13	Arizona	CHL	14	3	7	10	1	1	1	7	4	-	-	-	-	-
	Phoenix	NHL	30	1	5	6	0	0	0	8	12	-	-	-	-	-
2013-14	Phoenix	NHL	48	1	8	9	0	0	0	2	18	-	-	-	-	-
FRANCHISE & NHL TOTALS			187	8	38	46	0	0	0	24	72	9	1	0	1	4

2013-14 REAL TIME STATS

Blocks: 79

Shots: 61

Hits: 61

CAREER HIGHLIGHTS

MOST GOALS/GAME:

1 – 8 times (last 10/26/13 vs. EDM)

MOST ASSISTS/GAME:

2 – 3 times (last 1/20/13 vs. CHI)

MOST POINTS/GAME:

2 – 4 times (last 1/20/13 vs. CHI)

MOST PIM/GAME

6 – 3/14/13 at STL

MOST SHOTS/GAME:

5 – 2 times (last 12/6/13 at VAN)

LONGEST GOAL STREAK:

2 games – 2/23/11-2/25/11

LONGEST ASSIST STREAK:

3 games – 2 times
(last 10/27/11-12/2/11)

LONGEST POINT STREAK:

3 games – 2 times
(last 10/27/11-12/2/11)

CAREER HAT TRICKS:

None

MULTIPLE POINT GAMES:

4 (last 1/20/13 vs. CHI)

FIRSTS

FIRST COYOTES GAME:

2/3/09 at NSH

FIRST COYOTES GOAL:

11/14/09 vs. DAL

FIRST COYOTES ASSIST:

2/7/09 vs. CAR

FIRST NHL GAME:

2/3/09 at NSH

FIRST NHL GOAL:

11/14/09 vs. DAL

FIRST NHL ASSIST:

2/7/09 vs. CAR



41 MIKE SMITH

Goalie / 6'4" • 215 / Catches: Left

Born: Mar. 22, 1982, Kingston, Ontario / Age: 32

DRAFTED

Dallas' 5th choice (5th round, 161st overall) in the 2001 Entry Draft

ACQUIRED

Signed as a free agent, July 1, 2011

2013-14 HIGHLIGHTS

Finished 27-21-10 with a 2.64 GAA and a .915 SV% in 62 games...Scored his first career goal and added three assists... Recorded three shutouts...Posted a 1.94 GAA and a .934 SV% in a 16-game span from Feb. 1 – Mar. 22 before suffering a season-ending injury at NYR, Mar. 24...Made 39 saves in a win at LAK, Mar. 17...Turned away 23 shots in a shutout vs. VAN, Mar. 4...Made 30 saves in a shutout of CHI, Feb. 7...Posted 39 saves in a win at EDM, Jan. 14...Had 40 saves in a win at OTT, Dec. 21...Stopped 50 shots in a win at SJS, Nov. 2...Made 42 saves in a victory vs. LAK, Oct. 29...Made 33 saves and scored a goal vs. DET, Oct. 19.

Career vs. NHL

TEAM	GP	MINS	GA	SOG	SHO	W	L	T/OT	PTS%	GAA	SV%
ANA	17	916	44	436	2	8	5	2	.600	2.88	.899
ARI	6	279	12	130	1	3	2	0	.600	2.58	.908
BOS	9	497	21	294	0	3	6	0	.333	2.54	.915
BUF	10	596	27	314	0	4	3	2	.555	2.72	.914
CGY	11	671	28	288	1	6	4	1	.591	2.50	.903
CAR	13	768	38	417	0	3	7	3	.346	2.97	.909
CHI	11	618	28	345	3	6	4	1	.591	2.72	.919
COL	12	681	21	351	1	8	1	3	.818	1.85	.940
CBJ	12	622	23	310	2	4	4	2	.500	2.22	.926
DAL	15	919	30	422	2	7	3	5	.633	1.96	.929
DET	11	627	26	313	0	4	5	2	.409	2.49	.917
EDM	12	674	29	340	0	8	1	1	.850	2.58	.915
FLA	14	882	39	402	0	6	4	3	.625	2.85	.903
LAK	17	972	35	485	2	11	4	1	.719	2.16	.928
MIN	11	621	22	250	2	4	6	1	.409	2.13	.912
MON	8	465	17	230	0	3	1	3	.643	2.20	.926
NSH	8	451	21	205	1	3	4	1	.438	2.79	.898
NJD	5	309	13	176	0	3	0	2	.800	2.52	.926
NYI	5	280	11	144	1	4	1	0	.800	2.36	.924
NYR	14	798	34	380	1	5	6	2	.462	2.56	.911
OTT	9	552	27	284	0	5	3	1	.611	2.93	.905
PHI	13	632	40	338	0	4	7	1	.375	3.80	.882
PIT	10	549	21	220	2	4	5	0	.444	2.30	.905
SJS	15	904	32	566	4	8	4	2	.643	2.12	.943
STL	11	659	35	323	0	4	7	0	.364	3.18	.892
TBL	3	184	10	82	0	2	1	0	.666	3.27	.878
TOR	6	374	15	195	0	3	1	2	.571	2.41	.923
VAN	12	713	26	377	2	6	3	2	.583	2.19	.931
WSH	9	458	34	243	0	1	7	0	.125	4.46	.860
WPG	14	848	35	397	0	7	6	1	.538	2.48	.912
TOTALS	325	18574	799	9257	27	147	117	44	.549	2.58	.914

2012-13 HIGHLIGHTS

Went 15-12-5 with a 2.58 GAA and a .910 SV% in 34 starts...His five shutouts tied for tops in the NHL...Missed 12 games with injuries...Played in his 100th game with the Coyotes on Apr. 24 vs. SJS...Notched 24 saves in a shutout vs. COL, Apr. 6...Stopped 23 shots in a shutout at CBJ, Mar. 16...Turned away 30 shots in a shutout vs. CGY, Feb. 18...Matched a season-high 41 saves in a 3-2 OT win at COL, Feb. 11...Registered 33 saves in his second shutout of the season at SJS, Feb. 9...Collected 17 saves in a shutout vs. DAL, Feb. 2.

2011-12 HIGHLIGHTS

Went 38-18-10 with a 2.21 GAA and a .930 SV% in 67 games...He ranked fourth in the NHL in wins (38) and SV% (.930) and he ranked seventh in GAA (2.21)...His eight shutouts were tied for third in the NHL and matched the single-season franchise record...Ranked third in the NHL in saves (2,066) and seventh in starts (67)...Set the single-season franchise mark in SV%...His GAA and wins ranked second on the single-season franchise list...Selected as team MVP... Won five straight starts to end the season...Named the NHL's First Star of the Week, Apr. 8... Posted a 0.67 GAA, .982 save percentage and one shutout in three straight wins from Apr. 3-7 as the Coyotes captured the Pacific Division title for the first time in franchise history...Began the week by making 54 saves, an NHL record for saves in a regular-season shutout, in a 2-0 victory vs. CBJ, Apr. 3...The win vs. CBJ also extended Smith's shutout streak to three consecutive games, a career high...As part of the streak he also had 44 saves in a 4-0 SO vs. ANA, Mar. 31 and 38 saves in a 2-0 SO vs. SJS, Mar. 29...His overall shutout streak (Mar. 25-Apr. 6) reached 234:25...Smith made 161 consecutive saves during the streak, the most since saves were introduced as an official NHL statistic in 1976-77...Collected his 100th career win vs. COL, Mar. 22...Recorded his fifth SO vs. SJS, Mar. 10, while also picking up his 30th win...Named the NHL's First Star of the Month for February...Went 11-0-0 in the month...His 11-game winning streak set a franchise record...Posted a 1.42 GAA, .952 SV% and two shutouts in Feb...Named the NHL's First Star of the Week, Feb. 13...Recorded four wins and a league best 0.74 GAA and .975 SV% during the week...Posted back-to-back shutouts Feb. 11 vs. CHI (38 saves) and Feb. 16 at LAK (28 saves)...Won his 20th game of the season vs. DET, Feb. 6...Set a new career high for wins in a season (15) at FLA, Dec. 20...Posted an 8-2-1 record in Nov...Notched 26 saves in a 3-0 win vs. DAL, Nov. 26...Recorded his first shutout with PHX at SJS, Nov. 12 (31 saves)... Won his first game with the Coyotes vs. WPG, Oct. 15...Made 46 saves in PHX debut at SJS, Oct. 8...**2012 Playoffs:** Went 9-7-3 with a 1.99 GAA, .944 SV% and three shutouts in 16 postseason starts...His three shutouts ranked tied for first among playoff goalies and he ranked second in SV% (.944), and fourth in GAA (1.99) and wins (9)...Stopped 36 shots in a 4-0 shutout at LAK, May 20 in Game 4 of the WCF...Appeared in all five games of the WCF against NSH...Posted a 1.73 GAA and a .943 SV% during the WCF...Recorded a shutout in Game 4 (25 saves) at NSH, May 4...Appeared in all six games of the WCF against CHI...Posted a 1.81 GAA and a .950 SV% during the WCF...Recorded his first career playoff shutout in Game 6 at CHI, Apr. 23, stopping 39 shots...Made 46 saves in Game 2 vs. CHI, Apr. 14...Made 43 saves in his postseason debut with PHX in Game 1 vs. CHI, Apr. 12 in a 3-2 OT win.

2010-11 HIGHLIGHTS

Went 13-6-1 with a 2.90 GAA and a .899 SV% in 22 games with TBL...Won his final three starts of the season Mar. 26-Apr. 9...Was 5-1-1 with a 1.68 GAA and a .945 SV% in his last six starts of the year...Stopped 42 of 44 shots in a 6-2 win at CAR, Apr. 9 (regular season finale)...Earned a shutout with 31 saves at CHI, Apr. 3...Turned away 33 of 35 shots in a 4-2 win at CAR, Mar. 26...Recalled from Norfolk (AHL) on Feb. 25 after going 1-4-0 with a 1.83 GAA and a .924 SV% with the Admirals...Assigned to Norfolk, Jan. 20...Missed 15 games with an injury Dec. 20-Jan. 20...Earned his 10th win in his 17th game on Dec. 18, marking a career-best for the fastest span to that many victories...Won four consecutive starts from Nov. 18-24...Stopped 26 of 27 shots in a 3-1 win vs. BOS, Nov. 22...Turned away 29 of 30 shots in a 2-1 win at BUF, Nov. 20...Went 4-0-1 in his first five starts of the season...**2011 Playoffs:** Went 1-1-0 with a 1.00 GAA and a .958 SV% in three playoff games during the ECF vs. BOS...Made his first career postseason start in Game 5, in which he stopped 17 of 19 shots...Stopped all 21 shots against in relief during Game 4 of the ECF, earning him his first career postseason win...Made his NHL playoff debut in relief in Game 2 of the ECF, stopping all eight shots faced in 18:49 of ice time.

2009-10 HIGHLIGHTS

Surpassed his previous career high total by appearing in 42 games in goal for TBL...Had 13 wins...Earned his 50th career win on vs. PIT, Jan. 2 and recorded his 10th career shutout on at PIT, Mar. 31...Was named the NHL's Second Star of the Week on Jan. 4 after going 2-0-1 with a 1.31 GAA and a .957 SV%...Made a season-high eight consecutive starts from Dec. 21 to Jan. 8.

2008-09 HIGHLIGHTS

Played in 41 games with TBL, posting a 14-18-9 record, a .916 SV% and a 2.62 GAA with two SO...Missed the final 32 games of the season with an injury...Set career highs with 14 wins, 1,282 shots against, 1,174 saves, 2,471:21 minutes played and a .916 SV%...Recorded his second career assist Oct. 28 at TOR...Posted his longest shutout streak of the season, 111:37, from Oct. 18-31...Faced a season-high 46 shots Oct. 11 vs. CAR.

2007-08 HIGHLIGHTS

Posted a 2.79 GAA and a .893 SV% with one SO in 13 games after being acquired by TBL...Went 12-9-0 with a 2.46 GAA and a .906 SV% in 21 games with DAL...Had two SO with DAL...Stopped all six shots faced in shootouts and posted a 2-0 record...Earned his sixth career SO, his first with TBL, with 20 saves and earned his first career assist vs. NYR, Mar. 15...Made 35 saves on 36 shots faced, both highs with the Lightning, for his second win with TBL at BOS, Mar. 13...Played in his 50th career game at CBJ, Mar. 9...Made his Lightning debut vs. MIN, Feb. 27 and made 24 saves on 27 shots in a loss...Was named the NHL's Third Star of the Week for the week of Nov. 19-25...Notched his second SO of the year at MIN, Feb. 7, making 25 stops...Faced a season-high 41 shots Nov. 25 at NYR...Posted his first SO of the season Nov. 19 vs. LAK, making 22 saves.

Pack Fact

Won a gold medal with Canada at the 2014 Olympics in Sochi, Russia.



2014-15 ARIZONA COYOTES

2006-07 HIGHLIGHTS

Named to the 2006-07 NHL All-Rookie Team...Second player in DAL history named to the All-Rookie Team (Mike Modano, 1990)...Was named the NHL's Third Star of the Week on Feb. 12 for the second time of the season (also on Nov. 26) after going 3-0-0 with a 0.85 GAA and a .967 SV%...Registered a career high 131:06 shutout streak from Jan. 4-11, spanning four games...Became first goaltender in DAL history to record a SO in his NHL debut at PHX, Oct. 21 with 22 saves.

2005-06 HIGHLIGHTS

Appeared in his fourth professional season with Iowa (AHL), recording a 25-19-6 record, a 2.50 GAA and a .917 SV% in 50 games...Led all AHL goaltenders in assists (6), ranked fourth in GAA and saves (1,387), seventh in SV% and eighth in wins...Was named the AHL Goaltender of the Month for April, going 5-1-0 with a 2.11 GAA and a .937 SV%...Tied an AHL record with three assists at Peoria, Mar. 3, becoming the third goaltender all-time to do it...Was recalled by DAL Jan. 18 but did not play...Earned the first SO in Iowa (AHL) history in a 1-0 win vs. Hamilton, Nov. 19...Played in seven Calder Cup playoff games, recording a 3-4 record and a 2.74 GAA...Posted the first playoff win in Iowa history Apr. 22.

2004-05 HIGHLIGHTS

Posted a 19-17-3 record with 2.42 GAA, a .915 SV% and five SO with Houston (AHL)...Played in three Calder Cup playoff games with Houston, posting a 1-2 record and a 1.33 GAA.

2003-04 HIGHLIGHTS

Went 8-11-0 in 21 games with Utah (AHL), posting a 2.83 GAA.

2002-03 HIGHLIGHTS

Made his AHL debut with Utah, posting a 5-5-0 record with a 3.23 GAA in 11 games...Played in 27 games with Lexington (ECHL), recording a 11-10-4 record and a 2.55 GAA...Became the sixth goaltender in ECHL history to score a goal and added a 21-save shutout on Oct. 26 vs. Dayton.

2001-02 HIGHLIGHTS

Won 19 games and posted a 3.06 GAA and a .914 SV% with the Sudbury (OHL).

2000-01 HIGHLIGHTS

Went 22-13-7 with a 2.52 GAA and a .913 SV% in 43 games with Sudbury (OHL)...Appeared in three games for Kingston (OHL).

1999-2000 HIGHLIGHTS

Was 4-5-0 with a 3.78 GAA and a .881 SV% with Kingston (OHL).

INTERNATIONAL CAREER

2014: Won a gold medal with Team Canada at the Olympics in Sochi, Russia...**2013:** Played in four games for Team Canada at the IIHF World Championships in Stockholm, Sweden and Helsinki, Finland...Posted a 1.65 GAA and a .944 SV%.

PERSONAL

Mike and his wife Brigitte have three sons Aksel, Ajax and Nixon...Smith played hockey and softball growing up in Ontario...His softball team won seven Ontario championships and he almost played in the 2001 World Junior Softball Championship, except it coincided with his hockey playoffs...His wife Brigitte is a Canadian World Cup and Olympic skier...Mike's first job was working at hockey schools...He idolized Patrick Roy growing up...Lists "Old School" as his favorite movie...If he wasn't playing hockey he would want to be playing baseball or be a professional fisherman...Enjoys vacationing in Boca Grande, Florida...Favorite activity is tarpon fishing.

CAREER STATISTICS

GREEN CATS																
REGULAR SEASON										PLAYOFFS						
SEASON	TEAM	LEAGUE	GP	MIN	GA	SO	GAA	SV%	W-L-T-OT	GP	MIN	GA	SO	GAA	SV%	W-L
1998-99	Kingston	OPJHL	16	906	53	0	3.51	-	-	-	-	-	-	-	-	-
1999-00	Kingston	OHL	15	666	42	0	3.78	.881	4-5-0	-	-	-	-	-	-	-
2000-01	Kingston	OHL	3	136	8	0	3.53	.884	0-0-2	-	-	-	-	-	-	-
2001-02	Sudbury	OHL	43	2571	108	3	2.52	.913	22-13-7	12	735	26	2	2.12	-	7-5
	Sudbury	OHL	53	3082	157	3	3.06	.914	19-28-5	5	302	15	0	2.98	.918	1-4
2002-03	Utah	AHL	11	614	33	2	3.23	.906	5-5-0	-	-	-	-	-	-	-
2003-04	Lexington	ECHL	27	1553	66	0	2.55	.910	11-0-4	2	93	8	0	5.14	.822	0-1
	Utah	AHL	21	1186	56	0	2.83	.908	8-11-0	3	-	-	-	-	-	-
2004-05	Houston	AHL	45	2408	97	5	2.42	.915	19-17-3	3	181	4	0	1.33	.957	1-2
2005-06	Iowa	AHL	50	3000	125	3	2.50	.917	25-19-6	7	417	19	0	2.74	.907	3-4
2006-07	Dallas	NHL	23	1213	45	3	2.23	.912	12-5-2	-	-	-	-	-	-	-
2007-08	Dallas	NHL	21	1172	48	2	2.46	.906	12-9-0	-	-	-	-	-	-	-
2008-09	Tampa Bay	NHL	13	774	36	1	2.79	.893	3-10-0	-	-	-	-	-	-	-
	Tampa Bay	NHL	41	2471	108	2	2.62	.916	14-18-9	-	-	-	-	-	-	-
2009-10	Tampa Bay	NHL	42	2273	117	2	3.09	.900	13-18-7	-	-	-	-	-	-	-
2010-11	Tampa Bay	NHL	22	1202	58	1	2.90	.899	13-6-1	3	120	2	0	1.00	.958	1-1
2011-12	Norfolk	AHL	5	296	9	1	1.83	.924	1-4-1	-	-	-	-	-	-	-
	Phoenix	NHL	67	3903	144	8	2.21	.930	38-18-10	16	1027	34	3	1.99	.944	9-7
2012-13	Phoenix	NHL	34	1956	84	5	2.58	.910	15-12-5	-	-	-	-	-	-	-
2013-14	Phoenix	NHL	62	1871	159	3	2.64	.915	27-21-10	-	-	-	-	-	-	-
FRANCHISE TOTALS			163	7730	383	16	2.45	.921	80-51-25	16	1027	34	3	1.99	.944	9-7
NHL TOTALS			325	18574	799	27	2.58	.914	147-117-44	19	1147	36	3	1.88	.945	10-8

SHOOTOUT CAREER

Save %: .627

Saves: 99

Goals Against: 59

CAREER HIGHLIGHTS

MOST CONSECUTIVE STARTS:
17 – 12/2/08-1/8/09*

MOST SHOTS FACED/GAME:
54 – 4/3/12 vs. CBJ+

MOST SAVES/GAME:
54 – 4/3/12 vs. CBJ+

MOST SAVES IN A SHUTOUT:
54 – 4/3/12 vs. CBJ+

CAREER SHUTOUTS:
27 – last 3/4/14 vs. VAN+

PENALTY SHOTS:
6 – 5 saves/1 goal
(last 1/10/12 at NYR – save)+

LONGEST WINNING STREAK:
11 games – 2/4/12-2/28/12+

LONGEST SHUTOUT STREAK:
234:25 (3/25/12-4/6/12)+

FIRSTS

FIRST COYOTES GAME:
10/8/11 at SJS

FIRST COYOTES WIN:
10/15/11 vs. WPG

FIRST COYOTES SHUTOUT:
11/12/11 vs. SJS

FIRST NHL GAME:
10/21/06 at PHX^


FIRST NHL WIN:
10/21/06 at PHX^

FIRST NHL SHUTOUT:
10/21/06 at PHX^

^ w/DAL, * w/TBL, + w/ARI

26 MICHAEL STONE

Defense / 6'3" • 210 / Shoots: Right
June 7, 1990, Winnipeg, Manitoba / Age: 24



DRAFTED

Phoenix's 4th choice (3rd round, 69th overall) in the 2008 Entry Draft

2013-14 HIGHLIGHTS

Established career highs in goals (8), assists (13), points (21) and games played (70)...Ranked tied for second among Coyotes' defensemen in goals and ranked third in shots (105)...Finished second on the team in blocked shots (114) and third in hits (153)...Played in his 100th career NHL game at DAL, Feb. 8... Recorded 1-1-2 vs. CGY, Jan. 7...Scored a goal (4-0-4) in three-straight games from Nov. 14-21...Recorded his first career multi-goal game at CHI, Nov. 14...Scored a PPG at ANA, Nov. 6...Recorded a goal vs. EDM, Oct. 26...Notched the GWG at DET, Oct. 10.

2012-13 HIGHLIGHTS

Recorded 5-4-9 in a career-high 40 games with the Coyotes...Posted a plus-2 rating and had 50 shots...Recorded 6-22-28 in 36 games with Portland (AHL)...Ranked third among Pirates' defensemen in points and assists...Scored a goal vs. SJS, Apr. 24...Recorded 1-1-2 vs. DET, Apr. 4...Scored a goal at MIN, Mar. 27...Scored a goal vs. ANA, Mar. 4... Recorded his first goal of the season at CGY, Feb. 24...Recalled from Portland (AHL), Feb. 23...Made his season debut and skated in 18:00 of ice time with three hits vs. CBJ, Jan. 23...Recalled from Portland (AHL), Jan. 21.

2011-12 HIGHLIGHTS

Played in 13 games with PHX, posting 1-2-3 and a plus-7 rating...Appeared in 51 games with Portland (AHL), recording 9-13-22...Was a plus-2 and skated in 16:36 of ice time at STL, Apr. 6...Blocked three shots vs. COL, Mar. 22...Had a season-high 19:45 TOI vs. NSH, Mar. 12...Scored his first career NHL goal and had an assist vs. SJS, Mar. 10...Collected his first career NHL point (assist) vs. MIN, Mar. 8...Made his NHL debut vs. DAL, Feb. 18...**2012 Playoffs:** Appeared in two games of the WCF against LAK...Made his Stanley Cup playoff debut vs. LAK, May 15.

2010-11 HIGHLIGHTS

Appeared in his first professional season with San Antonio (AHL), recording 2-11-13 and 27 penalty minutes in 70 games.

2009-10 HIGHLIGHTS

Recorded 21-44-65 and 91 penalty minutes in 69 games for Calgary (WHL)...Set WHL career highs in goals, assists, points and penalty minutes...Also collected 5-15-20 in 23 playoff games to help lead Calgary to the WHL Championship and a berth in the Memorial Cup...Scored two goals in decisive Game 5 of WHL Final...Named to the WHL Eastern Conference First All-Star Team...Selected as the Eastern Conference finalist for the WHL Defenseman of the Year Award...Led WHL defensemen in playoff scoring...Finished the regular season ranked tied for fourth in scoring among all WHL defensemen while ranking fourth in scoring on Calgary...Compiled a seven-game assist streak (0-11-11) from Nov. 22-Dec. 11...Closed the regular season riding a seven-game point streak (6-6-12)...Finished the season with 14 multi-point games.

2008-09 HIGHLIGHTS

Appeared in 69 games for Calgary (WHL), collecting 19-42-61 and 87 penalty minutes...Also registered 2-11-13 in 18 playoff games...Helped Calgary advance to WHL Final...Ranked fourth in scoring among all WHL defensemen.

2007-08 HIGHLIGHTS

Registered 10-25-35 in 71 games for Calgary (WHL)...Ranked third in scoring among Hitmen defensemen...Also collected 3-4-7 in 14 playoff games.

2005-06 HIGHLIGHTS

In 55 games with Calgary (WHL), tallied 2-18-20 and 32 penalty minutes...Added three assists in 17 playoff games...Named Calgary's Co-Rookie of the Year.

PERSONAL

Nickname is "Stoner"...His favorite player growing up was Steve Yzerman...Other favorites are Kenny Chesney (musician), "Major League" (movie) and "Suits" (TV Show)...Enjoys spending time at his family cottage back home in the summer...Hobbies include golf and fishing.

Career vs. NHL

TEAM	GP	G	A	PTS	PIM
ANA	8	2	1	3	2
ARI	-	-	-	-	-
BOS	2	0	0	0	4
BUF	1	0	0	0	2
CGY	8	2	2	4	0
CAR	2	0	0	0	0
CHI	5	2	2	4	2
COL	7	1	1	2	6
CBJ	3	0	1	1	0
DAL	5	0	0	0	0
DET	3	2	1	3	4
EDM	8	1	1	2	4
FLA	2	0	1	1	2
LAK	9	0	0	0	4
MIN	8	1	2	3	2
MTL	2	0	1	1	0
NSH	5	0	0	0	0
NJD	2	0	0	0	0
NYI	2	0	0	0	4
NYR	1	0	1	1	0
OTT	2	0	0	0	2
PHI	2	0	0	0	2
PIT	1	0	1	1	0
SJS	10	2	1	3	4
STL	7	0	1	1	4
TBL	2	1	0	1	0
TOR	2	0	0	0	0
VAN	9	0	1	1	6
WSH	2	0	1	1	0
WPG	3	0	0	0	2
TOTALS	123	14	19	33	56

Pack Fact

Established career highs in goals (8), assists (13), points (21) and games played (70) last season.



CAREER STATISTICS

SEASON	TEAM	LEAGUE	GP	REGULAR SEASON								PLAYOFFS				
				G	A	PTS	PP	SH	GW	+/-	PIM	GP	G	A	PTS	PIM
2006-07	Calgary	WHL	55	2	18	20	-	-	-	-	32	17	0	3	3	14
2007-08	Calgary	WHL	71	10	25	35	-	-	-	-	28	14	3	4	7	10
2008-09	Calgary	WHL	69	19	42	61	-	-	-	-	87	18	2	11	13	16
2009-10	Calgary	WHL	69	21	44	65	-	-	-	-	91	23	5	15	20	26
2010-11	San Antonio	AHL	70	2	11	13	-	-	-	-	27	-	-	-	-	-
2011-12	Portland	AHL	51	9	13	22	2	0	0	2	24	-	-	-	-	-
	Phoenix	NHL	13	1	2	3	0	0	0	7	2	2	0	0	0	0
2012-13	Portland	AHL	36	6	22	28	5	0	3	8	20	1	0	1	1	0
	Phoenix	NHL	40	5	4	9	1	0	0	2	16	-	-	-	-	-
2013-14	Phoenix	NHL	70	8	13	21	2	0	1	-10	38	-	-	-	-	-
FRANCHISE & NHL TOTALS			123	14	19	33	3	0	1	-1	56	2	0	0	0	0

2013-14 REAL TIME STATS

Hits: 153

Shots: 114

Blocks: 105

CAREER HIGHLIGHTS

MOST GOALS/GAME:
2 – 11/14/13 at CHI

MOST ASSISTS/GAME:
1 – 19 times (last 4/8/14 at CBJ)

MOST POINTS/GAME:
2 – 3 times (last 1/7/14 vs. CGY)

MOST PIM/GAME:
4 – 2 times (last 1/14/14 at STL)

MOST SHOTS/GAME:
5 – 4 times (last 3/29/14 vs. MIN)

LONGEST GOAL STREAK:
3 games – 11/14/13-11/21/13

LONGEST ASSIST STREAK:
2 games – 6 times
(last 3/24/14-3/25/14)

LONGEST POINT STREAK:
3 games – 2 times
(11/14/13-11/21/13)

CAREER HAT TRICKS:
None

MULTIPLE POINT GAMES:
4 (last 1/7/14 vs. CGY)

FIRSTS

FIRST COYOTES GAME:
2/18/12 vs. DAL

FIRST COYOTES GOAL:
3/10/12 vs. SJS

FIRST COYOTES ASSIST:
3/8/12 vs. MIN

FIRST NHL GOAL:
3/10/12 vs. SJS

FIRST NHL ASSIST:
3/8/12 vs. MIN

FIRST NHL GAME:
2/18/12 vs. DAL



20 CHRIS SUMMERS

Defense / 6'2" • 209 / Shoots: Left

Born: Feb. 5, 1988, Ann Arbor, Michigan / Age: 26

Career vs. NHL

TEAM	GP	G	A	PTS	PIM
ANA	2	0	0	0	0
ARI	-	-	-	-	-
BOS	2	0	0	0	0
BUF	0	0	0	0	0
CGY	5	1	0	1	2
CAR	0	0	0	0	0
CHI	2	0	0	0	2
COL	1	0	2	2	0
CBJ	4	0	0	0	10
DAL	1	0	0	0	2
DET	1	0	1	1	0
EDM	4	0	0	0	2
FLA	2	0	0	0	7
LAK	7	0	0	0	6
MIN	1	0	0	0	2
MTL	0	0	0	0	0
NSH	2	0	0	0	0
NJD	1	1	1	2	2
NYI	0	0	0	0	0
NYR	2	0	0	0	0
OTT	1	0	0	0	0
PHI	0	0	0	0	0
PIT	2	0	0	0	2
SJS	1	0	0	0	0
STL	0	0	0	0	0
TBL	2	0	0	0	0
TOR	0	0	0	0	0
VAN	2	0	0	0	0
WSH	1	0	0	0	0
WPG	1	0	0	0	2
TOTALS	47	2	4	6	39

Pack Fact

Scored his first career NHL goal vs. Calgary on March 15 last season.

DRAFTED

Phoenix's 2nd choice (1st round, 29th overall) in the 2006 Entry Draft

2013-14 HIGHLIGHTS

Skated in 18 games and recorded 2-1-3 and 15 PIM...Recorded 1-1-2 at NJD, Mar. 27...Scored his 1st career NHL goal vs. CGY, Mar. 15...Appeared in 15:25 of ice time and blocked four shots at TBL, Mar. 10...Skated in 15:29 and notched three shots in his season debut at WSH, Mar. 8...Recalled from Portland (AHL), Feb. 20...Posted 2-7-9 with 47 PIM in 48 games with the Pirates...Ranked tied for first on the team in games played at the time of his recall.

2012-13 HIGHLIGHTS

Played in six games with the Coyotes and recorded nine penalty minutes...Recorded 2-10-12 and 53 PIM with Portland (AHL)...Recalled from Portland, Mar. 12...Skated in a career-high 20:04 of ice time and blocked two shots in his season debut vs. CHI, Feb. 7...Recalled from Portland (AHL), Feb. 5.

2011-12 HIGHLIGHTS

Played in 21 games and recorded three assists and 11 penalty minutes with PHX...Skated in a career high 15:41 of ice time and blocked two shots at VAN, Feb. 13...Collected an assist vs. DET, Jan. 19...Recorded first career multi-point game (0-2-2) vs. COL, Jan. 16...Collected his first career NHL point (assist) vs. COL, Jan. 16...Made his season debut at CHI, Dec. 5...Appeared in 28 games with Portland (AHL), collecting two assists and 37 penalty minutes.

2010-11 HIGHLIGHTS

Appeared in his first full professional season with San Antonio (AHL), registering 1-9-10 and 54 penalty minutes in 75 games...Made his NHL debut with the Coyotes at LAK, Jan. 20.

2009-10 HIGHLIGHTS

In his senior season at Michigan (CCHA), recorded 4-12-16 and 28 PIM while serving as team captain...Finished his career at Michigan ranked tied for sixth among defensemen in career games played for the Wolverines...Helped Michigan win the CCHA Tournament and reach the quarterfinal of the NCAA Tournament...Made his professional debut for San Antonio (AHL) at Texas, Apr. 2...Scored his first professional goal vs. Rockford, Apr. 10.

2008-09 HIGHLIGHTS

Recorded 4-13-17 in 41 games as a junior at Michigan...Was a finalist for CCHA Defensive Defenseman of the Year and earned All-CCHA honorable mention status...Set single-season career high for points (17), assists (13) and multi-point games (3)...Ranked second among Michigan defensemen in points, assists, plus/minus (plus-21), blocked shots (36) and power-play points (1-6-7)...Earned Michigan's Vic Heyliger Award (outstanding defenseman)...Named CCHA Defenseman of the Week on Dec. 29.

2007-08 HIGHLIGHTS

Recorded 2-11-13 in 41 games for Michigan (CCHA)...Helped the Wolverines win the Great Lakes Invitational, CCHA regular season, CCHA tournament and reach NCAA Frozen Four...Posted career high for plus/minus (plus-27).

2006-07 HIGHLIGHTS

As a freshman at Michigan, collected 6-8-12 in 41 games...Earned CCHA All-Rookie team honorable mention...Helped Michigan to second place finish in CCHA regular season and CCHA tournament, and qualify for NCAA Tournament...Tallied first career point (assist) at Michigan State, Nov. 3...Made Michigan debut vs. Alabama-Huntsville, Oct. 13.

2005-06 HIGHLIGHTS

Recorded 6-11-17 in 59 games for the US National U-18 Development Team.

2004-05 HIGHLIGHTS

Collected 5-7-12 in 51 games for the US National U-17 Development Team.

INTERNATIONAL CAREER

2008: Represented the United States at the IIHF World Junior Championship in the Czech Republic...Served as alternate captain and helped lead Team USA to fourth place finish...**2006:** Won gold medal with Team USA at IIHF World Under-18 Championship in Sweden...Skated in all six games as a forward, tallying one goal, the GWG in the gold medal game.

PERSONAL

Nickname is "Sums"...His favorite player growing up was Sergei Fedorov...Other favorites are Jason Aldean (musician) and "Dumb and Dumber" (movie)...Favorite vacation spot is Northern Michigan...Enjoys cooking...Chris and his wife Holly were married in July 2012.



CAREER STATISTICS

SEASON	TEAM	LEAGUE	GP	REGULAR SEASON								PLAYOFFS				
				G	A	PTS	PP	SH	GW	+/-	PIM	GP	G	A	PTS	PIM
2004-05	USNTDP	U-17	13	2	2	4	-	-	-	-	10	-	-	-	-	-
	USNTDP	NAHL	31	2	5	7	-	-	-	-	20	7	1	0	1	0
2005-06	USNTDP	U-18	42	4	9	13	-	-	-	-	67	-	-	-	-	-
	USNTDP	NAHL	17	2	2	4	-	-	-	-	20	-	-	-	-	-
2006-07	Michigan	CCHA	41	6	8	14	0	0	1	13	58	-	-	-	-	-
2007-08	Michigan	CCHA	41	2	11	13	0	0	1	26	65	-	-	-	-	-
2008-09	Michigan	CCHA	41	4	13	17	1	1	0	21	40	-	-	-	-	-
2009-10	Michigan	CCHA	40	4	12	16	2	0	0	4	28	-	-	-	-	-
	San Antonio	AHL	6	1	0	1	0	0	0	2	0	-	-	-	-	-
2010-11	Phoenix	NHL	2	0	0	0	0	0	0	-3	4	-	-	-	-	-
	San Antonio	AHL	75	1	9	10	0	0	0	-3	54	-	-	-	-	-
2011-12	Phoenix	NHL	21	0	3	3	0	0	0	-4	11	-	-	-	-	-
2012-13	Portland	AHL	60	2	10	12	0	0	0	3	53	3	0	0	0	0
	Phoenix	NHL	6	0	0	0	0	0	0	-3	9	-	-	-	-	-
2013-14	Portland	AHL	60	2	10	12	0	0	0	3	53	-	-	-	-	-
	Phoenix	NHL	18	2	1	3	0	0	0	0	15	-	-	-	-	-
FRANCHISE & NHL TOTALS			47	2	4	6	0	0	0	-10	39	-	-	-	-	-

2013-14 REAL TIME STATS

Hits: 33

Blocks: 25

Shots: 17

CAREER HIGHLIGHTS

MOST GOALS/GAME:
1 – 2 times (3/27/14 at NJD)

MOST ASSISTS/GAME:
2 – 1/16/12 vs. COL

MOST POINTS/GAME:
2 – 2 times (last 3/27/14 at NJD)

MOST PIM/GAME:
7 – 3/20/14 vs. FLA

MOST SHOTS/GAME:
3 – 2 times (last 3/22/14 vs. BOS)

LONGEST GOAL STREAK:
None

LONGEST ASSIST STREAK:
None

LONGEST POINT STREAK:
None

CAREER HAT TRICKS:
None

MULTIPLE POINT GAMES:
2 (last 3/22/14 vs. BOS)

FIRSTS

FIRST COYOTES GAME:
1/20/11 at LAK

FIRST COYOTES GOAL:
3/15/15 vs. CGY

FIRST COYOTES ASSIST:
1/16/12 vs. COL

FIRST NHL GAME:
1/20/11 at LAK

FIRST NHL GOAL:
3/15/15 vs. CGY


FIRST NHL ASSIST:
1/16/12 vs. COL

21

JORDAN SZWARZ

Right Wing / 5'11" • 200 / Shoots: Right

Born: May 14, 1991, Burlington, Ontario / Age: 23



Career vs. NHL

TEAM	GP	G	A	PTS	PIM
ANA	1	0	0	0	0
ARI	-	-	-	-	-
BOS	0	0	0	0	0
BUF	2	0	0	0	0
CGY	2	0	0	0	0
CAR	1	0	0	0	2
CHI	1	0	0	0	0
COL	1	1	0	1	0
CBJ	0	0	0	0	0
DAL	0	0	0	0	0
DET	0	0	0	0	0
EDM	1	0	0	0	7
FLA	0	0	0	0	0
LAK	1	0	0	0	0
MIN	0	0	0	0	0
MTL	1	0	0	0	0
NSH	2	1	0	1	0
NJD	1	1	0	1	0
NYI	1	0	0	0	0
NYR	0	0	0	0	0
OTT	1	0	0	0	0
PHI	0	0	0	0	0
PIT	0	0	0	0	0
SJS	2	0	0	0	0
STL	2	0	0	0	0
TBL	1	0	0	0	0
TOR	2	0	0	0	0
VAN	3	0	0	0	0
WSH	1	0	0	0	0
WPG	1	0	0	0	0
TOTALS	26	3	0	3	19

DRAFTED

Phoenix's 4th choice (4th round, 97th overall) in the 2009 Entry Draft

2013-14 HIGHLIGHTS

Recorded 3-0-3 in 26 games with the Coyotes...Scored a goal vs. NJD, Jan. 18...Scored a goal at COL, Dec. 10... Recorded a career-high 13:22 of ice time at ANA, Nov. 6...Scored his first career NHL goal vs. NSH, Oct. 31...Made his NHL debut and skated in 8:16 of ice time with two shots vs. LAK, Oct. 29...Selected as Portland's (AHL) team captain before the season and posted 8-6-14 and 55 PIM in 27 games...Had four power-play goals with the Pirates.

2012-13 HIGHLIGHTS

Played in 60 games with Portland (AHL), recording an AHL career-high 11-22-33...Tied for third in the AHL with three shorthanded goals.

2011-12 HIGHLIGHTS

Appeared in 58 games with Portland (AHL) in his first full professional season...Made his Pirates debut vs. Manchester, Oct. 19...Recorded his first professional point (assist) vs. Providence, Nov. 12...Scored first professional goal vs. Adirondack, Nov. 15...Registered a three-game point streak (1-2-3) from Nov. 12-18...Collected a career-high three assists at Manchester, Feb. 7.

2010-11 HIGHLIGHTS

Finished the season as Saginaw's (OHL) second-leading scorer (27-39-66)...Posted a team-best plus-33...Earned a season long eight-game point streak (5-7-12) from Jan. 2-20...Collected three assists at Peterborough, Jan. 20...Recorded a hat trick vs. Belleville, Oct. 23...Began the season with a six-game point-streak (3-4-7) from Sept. 24-Oct. 7...Produced 4-9-13 in 12 postseason games.

2009-10 HIGHLIGHTS

Recorded 26-28-54 in 65 games with Saginaw (OHL)...Five-game point streak (3-4-7) from Oct. 22-31...Made his professional debut with San Antonio (AHL) vs. Houston, Apr. 8.

2008-09 HIGHLIGHTS

Produced 17-34-51 in 67 games for Saginaw (OHL)...Finished the season plus-17...Six-game point streak (2-7-9) from Nov. 28-Dec. 10.

2007-08 HIGHLIGHTS

Registered 12-21-33 in 65 games during his rookie season in Saginaw (OHL)...Compiled a plus-11 rating for the season with 56 PIM.

PERSONAL

Nickname is "Szwarzy"...His favorite player growing up was Wendel Clark...Other favorites include: The Tragically Hip (music) and "The Departed" (movie)...Enjoys golf and fishing.

Pack Fact

Scored his first career NHL goal vs. Nashville on October 31 last season.



CAREER STATISTICS

SEASON	TEAM	LEAGUE	GP	REGULAR SEASON								PLAYOFFS				
				G	A	PTS	PP	SH	GW	+/-	PIM	GP	G	A	PTS	PIM
2007-08	Saginaw	OHL	65	12	21	33	4	0	-	11	56	4	0	0	0	2
2008-09	Saginaw	OHL	67	17	34	51	6	0	-	17	76	8	1	5	6	10
2009-10	Saginaw	OHL	65	26	28	54	4	2	-	12	82	6	1	2	3	0
	San Antonio	AHL	1	0	0	0	0	0	0	0	0	-	-	-	-	-
2010-11	Saginaw	OHL	65	27	39	66	7	3	-	33	90	12	4	9	13	8
2011-12	Portland	AHL	58	7	13	20	0	0	0	6	28	-	-	-	-	-
2012-13	Portland	AHL	60	11	22	33	2	3	2	7	31	-	-	-	-	-
2013-14	Portland	AHL	27	8	6	14	4	0	0	-5	55	-	-	-	-	-
	Phoenix	NHL	26	3	0	3	0	0	1	-6	19	-	-	-	-	-
FRANCHISE & NHL TOTALS			26	3	0	3	0	0	1	-6	19	-	-	-	-	-

2013-14 REAL TIME STATS

Shots: 25

Hits: 23

Blocks: 7

CAREER HIGHLIGHTS

FIRSTS

MOST GOALS/GAME:

1 – 3 times (last 1/18/14 vs. NJD)

MOST SHOTS/GAME:

4 – 12/3/13 at EDM

CAREER HAT TRICKS:

None

FIRST COYOTES GAME:

10/29/13 vs. LAK

FIRST NHL GAME:

10/29/13 vs. LAK

MOST ASSISTS/GAME:

None

LONGEST GOAL STREAK:

None

MULTIPLE POINT GAMES:

None

FIRST COYOTES GOAL:

10/31/13 vs. NSH

FIRST NHL GOAL:

10/31/13 vs. NSH

MOST POINTS/GAME:

1 – 3 times (last 1/18/14 vs. NJD)

LONGEST ASSIST STREAK:

None

FIRST COYOTES ASSIST:

None

FIRST NHL ASSIST:


None

MOST PIM/GAME:

10 – 11/6/13 at ANA

LONGEST POINT STREAK:

None



50 ANTOINE VERMETTE

Center / 6'1" • 198 / Shoots: Left
Born: July 20, 1982, St. Agapit, Quebec / Age: 32

DRAFTED

Ottawa's 3rd choice (2nd round, 55th overall) in the 2000 Entry Draft

ACQUIRED

From Columbus in exchange for a 2nd round pick (via OTT) in the 2012 Entry Draft, a 5th round pick in the 2013 Entry Draft and Curtis McElhinney, Feb. 22, 2012

2013-14 HIGHLIGHTS

Led the team in goals (24) and finished with 45 points while playing in all 82 games on his way to being named team MVP...Extended his consecutive games played streak to 393 (fourth longest in the NHL entering 2014-15)...His three shorthanded goals led the team and ranked tied for third in the NHL...Led the team and ranked ninth in the NHL in face-offs (56.4%)...Finished second in the league in face-offs won (1,005)...Established a new career high in power-play goals (7) and his four game-winning goals were tied for second most on the team...Led all Coyotes' forwards in TOI/game (19:12) and shifts/game (26.5)...His 71 blocked shots ranked first on the team and fifth among league forwards...Had six multi-point games...Scored a goal at PIT, Mar. 25...Notched game winner vs. FLA, Mar. 20...Scored the GWG vs. VAN, Mar. 4...Registered a career best 10-game point streak (8-5-13) from Jan. 20-Feb. 8...Tallied 1-1-2 vs. LAK, Jan. 28...Posted his 3rd career hat trick (3-0-3) and second of the season at VAN, Jan. 26...Became the 18th player in franchise history with multiple hat tricks in a season and the first since Peter Mueller in 2007-08...Scored SHGs at CGY, Jan. 22 and vs. TOR, Jan. 20...Recorded his second career hat trick (3-0-3) at OTT, Dec. 21...Posted a five-game point streak from Dec. 3-12...Scored twice at COL, Dec. 10...Notched a pair of assists vs. OTT, Oct. 15...Collected 1-1-2 and had a plus-3 rating at DET, Oct. 10.

2012-13 HIGHLIGHTS

Posted 13-8-21 and 36 penalty minutes in 48 games...Extended his consecutive games played streak to 310 (sixth longest in the NHL entering 2013-14)...His 13 goals and three game-winning goals both tied for the team lead...Led all Coyotes' forwards in shifts/game (24.3)...Led the team and ranked sixth in the NHL in face-off percentage (57.4%)...His 24 takeaways ranked tied for second on the team...Ranked third on the team in shot percentage (14.3%)...Recorded four multi-point games...Scored a goal and went 16-for-26 on face-offs (62%) in the regular season finale at ANA, Apr. 27...Scored two goals vs. COL, Apr. 26...Scored a goal at CGY, Apr. 12...Scored the GWG at EDM, Apr. 10...Had a goal at NSH, Mar. 28...Scored a goal and went 15-for-20 on face-offs (75%) vs. VAN, Mar. 21...Scored a goal vs. ANA, Mar. 4...Collected 1-1-2 and went 15-for-19 on face-offs (79%) at VAN, Feb. 26...Tallied 1-1-2 vs. CGY, Feb. 18...Went 16-for-20 on face-offs (80%) vs. EDM, Jan. 30...Recorded the GWG vs. NSH, Jan. 28...Had a three-game point streak (2-2-4) from Jan. 20-24.

2011-12 HIGHLIGHTS

Posted 11-26-37 and 28 penalty minutes in 82 games...Extended his consecutive games played streak to 263 (sixth longest in NHL entering 2012-13)...Recorded 3-7-10 in 22 games with PHX after being acquired on Feb. 22 from CBJ...Registered 8-19-27 in 60 games with CBJ...Ranked ninth in the NHL in face-off percentage (56.6%) and second on the Coyotes...Collected 0-2-2 at STL, Apr. 6...Scored a PPG vs. ANA, Mar. 31...Recorded 1-2-3 including the GWG at VAN, Mar. 14...Skated in a season-high 22:45 and had an assist vs. MIN, Mar. 8...Scored his first goal as a Coyote and won 13 of 18 (72%) face-offs at CBJ, Mar. 5...Made his PHX debut at CGY, Feb. 23, skating in 17:12 TOI...Appeared in his 600th career NHL game and had an assist vs. SJS, Feb. 21...Scored a PPG vs. ANA, Feb. 12...Recorded a point in six of seven games (1-5-6) from Jan. 10-23...Won 16 of 20 (80%) face-offs vs. NSH, Jan. 19...Notched the GWG at DAL, Dec. 29...Recorded the GWG vs. CGY, Nov. 21...Notched a SHG vs. MIN, Nov. 15...Had an assist in six of seven games (0-6-6) from Oct. 21-Nov. 3...**2012 Playoffs:** Led PHX in postseason scoring (5-5-10)...Led the team in PPGs (3), also tied for third in the NHL...Second on the team and 10th in the NHL in postseason face-off percentage (58.7%)...Tied for second on the team in hits (57)...Played in all five games of the WCF against LAK and had an assist in Game 4, May 20...Recorded 1-3-4 in all five games of the WCSF against NSH...Recorded 1-1-2 in Game 2 vs. NSH, Apr. 29...Appeared in all six games of the WCQF against CHI...Led the team in scoring (4-1-5) in the WCQF...Scored a goal in Game 6 at CHI, Apr. 23...Collected an assist, and recorded 11 hits in Game 4 at CHI, Apr. 19...Scored two PPGs in Game 2 vs. CHI, Apr. 14...Scored his first career postseason goal with PHX in Game 1 vs. CHI, Apr. 12.

2010-11 HIGHLIGHTS

Recorded 19-28-47 in 82 games with CBJ...Set career highs in penalty minutes (60) and shots (183)...Was one of three players to play in all 82 games...Led the club and ranked tied for 14th in the NHL in face-off percentage (55.6%)...Ranked tied for second on the team in GWGs (3), third in goals (19), points (47), penalty minutes and shots (183), while ranking fifth in assists (28) and PPGs (3)...Had 10 multi-point games...Tallied 2-3-5 during a four-game point streak Mar. 27-Apr. 1...Scored the OT GWG at MIN, Mar. 19...Notched 1-1-2 at CGY, Mar. 4...Collected 1-2-3 vs. NSH, Feb. 22...Scored the GWG and added an assist at DET, Feb. 4...Recorded 2-2-4 during a four-game point streak Jan. 15-22...Played the 500th game of his NHL career at LAK, Jan. 8...Scored 2-1-3 vs. NSH, Dec. 1...Picked up 1-1-2 and was a plus-2 vs. STL, Nov. 10...Scored the GWG and added an assist at CHI, Oct. 23.

2009-10 HIGHLIGHTS

Set career highs in goals (27), assists (38), points (65), games played (82) and multi-point games (16) with CBJ...Led the club in shooting percentage (17.3%) and shorthanded goals (2), while ranking second in goals, assists and points...Led the club and ranked tied for 14th in the NHL in face-off percentage (54.2%)...Played 20-or-more minutes in 42 games...Was one of two players to play in all 82 games...Hit the 20-goal mark for the third time in his career...Tallied 1-2-3 and was a plus-4 vs. EDM, Mar. 15...Registered 2-4-6 during a career high five-game point streak Feb. 6-Mar. 2...Scored the 100th goal of his NHL career, the GWG, and added two assists at CGY, Jan. 8...Recorded the 200th point of his NHL career vs. STL, Nov. 30...Played the 400th game of his NHL career at OTT, Nov. 26...Had 2-5-7 during a five-game point streak Oct. 17-28, which tied for the longest point streak of his career...Collected 1-2-3, including the 100th assist of his NHL career, and was a plus-4 to tie the franchise single game record for plus/minus rating at ANA, Oct. 24.

2008-09 HIGHLIGHTS

Played in 79 games with OTT and CBJ...Ranked sixth in the NHL in face-off percentage (57.7%)...Notched 9-19-28 and 42 penalty minutes in 62 games with OTT...Collected 7-6-13, eight penalty minutes and was a plus-5 in 17 games with CBJ...Finished fifth on the club in goals (16), assists (25) and points (41)...Had 12 multi-point games...Collected 1-1-2 at CHI, Apr. 8...Made his Blue Jackets debut and registered an assist at DET, Mar. 7...Notched 1-1-2 in back-to-back games at PHI, Feb. 12 and at MIN, Feb. 14...Had three assists vs. WSH, Jan. 20...Collected 1-1-2 and was 7 of 11 (64%) on face-offs at TBL, Nov. 1...**2009 Playoffs:** Played in all four games of the WCQF against DET.

2007-08 HIGHLIGHTS

Recorded 24-29-53 in 81 games with OTT...Finished fourth in points (53)...Ranked sixth in the NHL in face-off percentage (56.7%)...Had 12 multi-point games...Recorded the first hat trick of his NHL career and first career four-point game at TOR, Apr. 3...Collected 1-1-2 at BUF, Mar. 25...Had a goal and an assist at PHX, Mar. 8...Won 15 of 18 (83%) face-offs vs. TOR, Feb. 25...Recorded 1-1-2 at MTL, Feb. 5...Scored a pair of goals vs. CAR, Jan. 17...Collected 1-2-3 vs. ATL, Dec. 15...Had 1-1-2 to record the 100th point of his career at DAL, Dec. 7...**2008 Playoffs:** Played in all four games of the ECQF against PIT.

2006-07 HIGHLIGHTS

Recorded 19-20-39 and 52 penalty minutes in 77 games with OTT...Had 10 multi-point games...Led the team in face-off percentage (53%)...Posted 1-2-3 at STL, Mar. 20...Had two assists vs. NYI, Mar. 15...Scored two goals including the GWG vs. TBL, Dec. 2...Had 1-1-2 at ATL, Nov. 8...Had three straight multi-point (4-2-6) games Oct. 21-26...**2007 Playoffs:** Played in 20 Stanley Cup playoff games helping the Senators reach the Stanley Cup Final...Recorded 2-3-5 and had a plus-2 rating...Played in all five games of the Stanley Cup Final against ANA...Notched an assist in Game 3 vs. ANA, June 2...Played in all five games of the ECF against BUF...Had 1-1-2 in five games against NJD in the ECSE...Collected 1-1-2 in five games against PIT in the ECQF...Notched 1-1-2 in Game 5 vs. PIT, Apr. 19.

2005-06 HIGHLIGHTS

Recorded 21-12-33 and posted a career-best plus-17 rating in 82 games with OTT...Finished first on the Senators and ranked second in NHL in SHGs (6)...Led the team in face-off percentage (57.9%) and had four GWGs...Was one of five Senators to play in all 82 games...

Career vs. NHL

TEAM	GP	G	A	PTS	PIM
ANA	26	7	11	18	18
ARI	13	2	2	4	4
BOS	36	11	8	19	28
BUF	39	7	11	18	16
CGY	29	8	9	17	22
CAR	20	4	6	10	22
CHI	31	12	11	23	14
COL	19	7	3	10	12
CBJ	12	1	5	6	12
DAL	24	5	6	11	14
DET	26	5	9	14	24
EDM	24	5	9	14	6
FLA	23	9	3	12	6
LAK	25	4	4	8	20
MIN	25	5	6	11	10
MTL	38	9	3	12	22
NSH	31	9	10	19	12
NJD	21	5	8	13	12
NYI	22	2	8	10	8
NYR	22	2	7	9	14
OTT	5	3	4	7	0
PHI	23	6	2	8	12
PIT	25	9	8	17	15
SJS	28	3	7	10	10
STL	29	6	9	15	12
TBL	25	7	7	14	6
TOR	37	8	13	21	26
VAN	26	11	11	22	18
WSH	25	6	7	13	6
WPG	23	3	7	10	12
TOTALS	752	181	214	395	413

Pack Fact

Led the team and ranked ninth in the NHL in face-off percentage (56.4%) last season.



2005-06 HIGHLIGHTS (cont'd)

Had five multi-point games...Notched 1-1-2 vs. BOS, Apr. 11...Had a career-best four-game goal streak (4-0-4) from Mar. 19-25...Collected 1-1-2 at NJD, Feb. 1...Played the 100th game of his NHL career and had a goal at EDM, Jan. 14...**2006 Playoffs:** Played in 10 games recording 2-0-2...Played in all five games of the ECSF against BUF...Scored the first two playoff goals of his career in Game 3 of the ECQF at TBL, Apr. 25.

2004-05 HIGHLIGHTS

Played in 78 games with Binghamton (AHL)...Finished second on the club in assists (45) and was third in points (73)...Recorded the second hat trick of his AHL career at Albany, Mar. 12, scoring shorthanded, on the power play and at even strength...Had his club record 106-consecutive games played streak come to an end Dec. 4...Led club in playoff points (5).

2003-04 HIGHLIGHTS

Had 7-7-14 in 57 games in his first NHL season with OTT...Scored the first goal of his NHL career at TBL, Dec. 4 (empty net)...Recorded the first point (assist) of his NHL career at SJS, Oct. 18...Made his NHL debut at MTL, Oct. 9...**2004 Playoffs:** Recorded one assist in four games of the ECQF against TOR...Recorded first career playoff point (assist) in Game 3 of the ECQF vs. TOR, Apr. 18...Made his Stanley Cup playoff debut in Game 1 of the ECQF at TOR, Apr. 8.

2002-03 HIGHLIGHTS

Appeared in 80 games with Binghamton (AHL)...Led the club in goals (34) and points (62)...Scored the first goal of his professional career in his first game vs. Bridgeport, Oct. 11...Recorded the first hat trick of his professional career at Albany, Mar. 7...Named AHL rookie of the month for March...Named to the AHL All-Rookie team...Led all AHL rookies in goals...Only Binghamton player to appear in all 80 regular season and all 14 playoff games...Led the club in playoff assists (9) and was second in playoff points (11).

2001-02 HIGHLIGHTS

Played in four games with Victoriaville (QMJHL)...Missed most of season due to an injury...Ranked fourth on the Tigres in playoff points (26)...Helped Victoriaville reach the Memorial Cup Championship game.

2000-01 HIGHLIGHTS

Finished second on Victoriaville (QMJHL) in goals (57) and points (119).

1999-2000 HIGHLIGHTS

Ranked fourth in goals (30) and points (71) in 71 games with Victoriaville (QMJHL).

1998-99 HIGHLIGHTS

Played 57 games with Quebec as a QMJHL rookie.

INTERNATIONAL CAREER

2011: Appeared in four games for Canada at the IIHF World Championship in Slovakia.

PERSONAL

Nickname is "Vermey"...Favorite player growing up was Wayne Gretzky...Other favorites are Will Ferrell (actor), "The Usual Suspects" (movie), Metallica (band), Foo Fighters (band), "Modern Family" (TV Show)...Favorite road NHL city is Montreal...His first car was a 1994 Ford Escort...Antoine first began playing hockey at age 4...Antoine and his wife Karen have a daughter, Leonna.

CAREER STATISTICS

SEASON	TEAM	LEAGUE	GP	REGULAR SEASON								PIM	PLAYOFFS				
				G	A	PTS	PP	SH	GW	+/-			GP	G	A	PTS	PIM
1998-99	Quebec	QMJHL	57	9	17	26	-	-	-	7		32	13	0	0	0	2
1999-00	Victoriaville	QMJHL	71	30	41	71	-	-	-	-12		87	6	0	1	1	6
2000-01	Victoriaville	QMJHL	71	57	62	119	-	-	-	50		102	9	4	6	10	14
2001-02	Victoriaville	QMJHL	4	0	2	2	-	-	-	1		6	22	10	16	26	10
2002-03	Binghamton	AHL	80	34	28	62	13	3	7	-2		57	14	2	9	11	10
2003-04	Ottawa	NHL	57	7	7	14	0	1	0	5		16	4	0	1	1	4
	Binghamton	AHL	3	0	0	0	0	0	0	-3		6	-	-	-	-	-
2004-05	Binghamton	AHL	78	28	45	73	7	4	5	20		36	6	1	4	5	10
2005-06	Ottawa	NHL	82	21	12	33	1	6	4	17		44	10	2	0	2	4
2006-07	Ottawa	NHL	77	19	20	39	2	3	2	-2		52	20	2	3	5	6
2007-08	Ottawa	NHL	81	24	29	53	4	3	3	3		51	4	0	0	0	4
2008-09	Ottawa	NHL	62	9	19	28	2	0	0	-12		42	-	-	-	-	-
	Columbus	NHL	17	7	6	13	1	1	1	5		8	4	0	0	0	4
2009-10	Columbus	NHL	82	27	38	65	6	2	1	2		32	-	-	-	-	-
2010-11	Columbus	NHL	82	19	28	47	2	0	1	4		16	-	-	-	-	-
2011-12	Columbus	NHL	60	8	19	27	2	1	3	-17		12	-	-	-	-	-
	Phoenix	NHL	22	3	7	10	2	0	1	4		16	16	5	5	10	24
2012-13	Phoenix	NHL	48	13	8	21	3	0	3	-3		36	-	-	-	-	-
2013-14	Phoenix	NHL	82	24	21	45	7	3	4	0		44	-	-	-	-	-
FRANCHISE TOTALS			152	40	36	76	12	3	8	1		96	16	5	5	10	24
NHL TOTALS			752	181	214	395	33	21	25	2		413	58	9	9	18	52

2013-14 REAL TIME STATS

Face-offs: 56.4%

Shots: 160

Blocks: 71

CAREER HIGHLIGHTS

MOST GOALS/GAME:
3 – 3 times (last 1/26/14 at VAN)+

MOST SHOTS/GAME:
8 – 4/3/08 at TOR*

LONGEST POINT STREAK:
10 games – 1/20/14-2/8/14+

MOST ASSISTS/GAME:
3 – 1/20/09 vs. WSH*

LONGEST GOAL STREAK:
4 games – 3/19/06-3/25/06*

CAREER HAT TRICKS:
3 – 1/26/14 at VAN+

MOST POINTS/GAME:
4 – 4/3/08 at TOR*

LONGEST ASSIST STREAK:
4 games – 3 times
(last 10/21/11-10/27/11)^

MULTIPLE POINT GAMES:
78 (last 1/28/14 vs. LAK)+

MOST PIM/GAME:
8 – 12/10/06 at CBJ*

FIRSTS

FIRST COYOTES GAME:
2/23/12 at CGY

FIRST NHL GOAL:
12/4/03 at TBL*

FIRST COYOTES GOAL:
3/16/12 at CBJ

FIRST NHL ASSIST:
10/18/03 at SJS*

FIRST COYOTES ASSIST:
3/8/12 vs. MIN

FIRST NHL GAME:
10/9/03 vs. MTL*

*w/OTT, ^w/CBJ, +w/ARI

14

JOE VITALE

Center / 5'11" • 205 / Shoots: Right

August 20, 1985, St. Louis, Missouri / Age: 29



Career vs. NHL

TEAM	GP	G	A	PTS	PIM
ANA	3	0	1	1	4
ARI	1	0	0	0	2
BOS	10	1	2	3	7
BUF	6	0	0	0	0
CGY	2	0	0	0	2
CAR	8	0	1	1	14
CHI	3	0	0	0	0
COL	4	1	1	2	2
CBJ	5	1	2	3	2
DAL	3	0	0	0	6
DET	3	0	1	1	0
EDM	3	0	0	0	2
FLA	7	1	4	5	4
LAK	2	0	0	0	0
MIN	2	0	1	1	0
MTL	8	1	1	2	2
NSH	2	0	0	0	0
NJD	9	0	1	1	8
NYI	11	1	3	4	7
NYR	14	0	3	3	4
OTT	6	0	1	1	2
PHI	11	0	1	1	25
PIT	0	0	0	0	0
SJS	3	0	1	1	0
STL	2	0	0	0	0
TBL	7	0	1	1	14
TOR	10	1	1	2	2
VAN	3	0	0	0	0
WSH	8	0	0	0	6
WPG	7	1	1	2	0
TOTALS	163	8	27	35	115

Pack Fact

Won 62.5% of his face-offs last season with Pittsburgh.

DRAFTED

Pittsburgh's 7th choice (7th round, 195th overall) in the 2005 Entry Draft

ACQUIRED

Signed as a free agent, July 1, 2014

2013-14 HIGHLIGHTS

Recorded 1-13-14 and 29 PIM in 53 games for PIT...Won 62.5% of his face-offs...Had 89 hits...Went 10-for-11 (91 %) on face-offs and had an assist vs. NYR, Jan. 3...Scored a goal at FLA, Nov. 30...Went 11-for-16 (69%) on face-offs and had an assist vs. CAR, Oct. 8...**2014 Playoffs:** Played in 13 playoffs games and recorded four PIM and 13 shots.

2012-13 HIGHLIGHTS

Recorded 2-3-5 and 17 PIM in 33 games...Led the team in face-off percentage (61.1 %)...Went 13-for-17 (76%) on face-offs and had an assist at FLA, Apr. 13...Recorded a goal at NYI, Mar. 22...Scored vs. BOS, Mar. 17...Played in his 100th career NHL game at TOR, Mar. 14...**2013 Playoffs:** Played in six games of the playoffs and recorded one assist and six PIM...Ranked second on the team in postseason face-off percentage (58.8%)...Notched first career playoff point with an assist at NYI, May 11 in the ECQF.

2011-12 HIGHLIGHTS

Posted career highs in goals (4), assists (10), points (14) and games (68)...Had 56 PIM...Led the team in face-off percentage (55.7%)...Notched 106 hits...Scored a goal Feb. 26 vs. CBJ...Won 11-of-17 (65%) face-offs and had an assist vs. TBL, Feb. 15...Scored a goal and went 10-for-15 (67%) on face-offs vs. TOR, Jan. 31...Won 9-of-13 (69%) draws and scored a goal at WPG, Dec. 23...Notched the GWG vs. MTL, Oct. 20...**2012 Playoffs:** Played in 12 playoff games and recorded 12 PIM.

2010-11 HIGHLIGHTS

Played in nine games with PIT, posting 1-1-2 and 13 PIM...Scored his first NHL goal at COL, Feb. 16...Recorded his first NHL point (assist) at NYI, Feb. 11...Posted 9-21-30 and a plus-13 rating in 60 games with Wilkes-Barre (AHL)...Recorded 3-3-6 and 18 PIM in 11 playoff games.

2009-10 HIGHLIGHTS

Skated in 74 games for Wilkes-Barre and recorded 6-26-32 with 70 PIM...Played in four postseason games and notched two assists.

2008-09 HIGHLIGHTS

Played in 40 games for Northeastern (Hockey East) and posted 7-20-27 and 68 PIM...Helped lead the Huskies to the NCAA Midwest Regional in Grand Rapids, Mich...Skated in five games for Wilkes-Barre and recorded 2-2-4 and a plus-3 rating.

2007-08 HIGHLIGHTS

Led Northeastern in scoring with 12-23-35 in 37 games...Had 75 PIM...Posted 33 of his 35 points in 27 conference games.

2006-07 HIGHLIGHTS

Recorded 7-9-16 in 35 games for Northeastern...Tied for the team lead with three game-winning goals.

2005-06 HIGHLIGHTS

Skated in 31 games in his first season at Northeastern and posted 8-8-16 and 71 PIM.

PERSONAL

Nickname is "Joey V"...Joe and his wife, Brianna, have two children: Summer and Harper...His favorite player growing up was John Casey...Other favorites include: Beatles and Led Zeppelin (music) and "Pirates of the Caribbean" (movie)...Enjoys spending time with his family and cooking.



CAREER STATISTICS

SEASON	TEAM	LEAGUE	GP	REGULAR SEASON								PLAYOFFS				
				G	A	PTS	PP	SH	GW	+/-	PIM	GP	G	A	PTS	PIM
2004-05	Sioux Falls	USHL	53	11	20	31	3	0	3	-4	62	-	-	-	-	-
2005-06	Northeastern	HEA	31	8	8	16	2	1	1	-	71	-	-	-	-	-
2006-07	Northeastern	HEA	35	7	9	16	1	2	3	-	54	-	-	-	-	-
2007-08	Northeastern	HEA	37	12	23	35	2	0	1	-	75	-	-	-	-	-
2008-09	Northeastern	HEA	40	7	20	27	1	2	2	-	68	-	-	-	-	-
2009-10	Wilkes-Barre	AHL	5	2	2	4	0	0	0	3	2	12	0	0	0	12
	Wilkes-Barre	AHL	74	6	26	32	0	0	1	3	70	4	0	2	2	0
2010-11	Pittsburgh	NHL	9	1	1	2	0	0	0	-1	13	-	-	-	-	-
2011-12	Wilkes-Barre	AHL	60	9	21	30	0	2	3	13	64	11	3	3	6	18
	Pittsburgh	NHL	68	4	10	14	0	0	1	-5	56	4	0	0	0	12
2012-13	Pittsburgh	NHL	33	2	3	5	0	0	1	-7	17	6	0	1	1	6
2013-14	Pittsburgh	NHL	53	1	13	14	0	0	1	-1	29	13	0	0	0	4
NHL TOTALS			163	8	27	35	0	0	3	-14	115	23	0	1	1	22

2013-14 REAL TIME STATS

Face-offs: 62.5%

Hits: 89

Shots: 42

CAREER HIGHLIGHTS

FIRSTS

MOST GOALS/GAME:

1 – 8 times (last 11/30/13 at FLA)*

MOST SHOTS/GAME:

4 – 3 times (last 1/25/13 at WPG)*

CAREER HAT TRICKS:

None

FIRST COYOTES GAME:

None

FIRST NHL GOAL:

2/16/11 at COL*

MOST ASSISTS/GAME:

2 – 10/11/11 vs. FLA*

LONGEST GOAL STREAK:

None

MULTIPLE POINT GAMES:

None

FIRST COYOTES GOAL:

None

FIRST NHL ASSIST:

2/11/11 at NYI*

MOST POINTS/GAME:

2 – 10/11/11 vs. FLA*

LONGEST ASSIST STREAK:

3 games – 12/13/13-12/16/13*

FIRST COYOTES ASSIST:

None

MOST PIM/GAME:

12 – 2/18/12 at PHI*


LONGEST POINT STREAK:

3 games – 12/13/13-12/16/13*

FIRST NHL GAME:

2/10/11 vs. LAK*

*W/PIT



3

KEITH YANDLE

Defense / 6'1" • 190 / Shoots: Left

Sept. 9, 1986, Boston, Massachusetts / Age: 28

DRAFTED

Phoenix's 3rd choice (4th round, 105th overall) in the 2005 Entry Draft

Career vs. NHL

TEAM	GP	G	A	PTS	PIM
ANA	33	7	18	25	43
ARI	-	-	-	-	-
BOS	7	1	3	4	2
BUF	9	0	4	4	4
CGY	27	7	10	17	16
CAR	7	0	1	1	12
CHI	24	3	8	11	18
COL	24	1	12	13	16
CBJ	23	3	12	15	15
DAL	35	3	13	16	30
DET	22	5	8	13	8
EDM	27	5	12	17	21
FLA	6	0	5	5	0
LAK	38	5	15	20	22
MIN	23	2	8	10	27
MTL	7	0	2	2	0
NSH	25	5	15	20	10
NJD	6	0	5	5	4
NYI	6	1	5	6	4
NYR	9	0	3	3	4
OTT	7	1	3	4	2
PHI	8	2	3	5	0
PIT	6	0	0	0	2
SJS	37	2	7	9	20
STL	24	3	10	13	24
TBL	8	1	1	2	14
TOR	6	1	6	7	2
VAN	27	3	8	11	14
WSH	6	0	6	6	2
WPG	8	0	6	6	4
TOTALS	495	61	209	270	340

Pack Fact

Led the team in scoring for a second straight season with 53 points in 2013-14.

2013-14 HIGHLIGHTS

Appeared in all 82 games and extended his consecutive games played streak to 385 games (fourth among active players heading into 2014-15)...Served as an alternate captain for the fourth straight season...Led the Coyotes in scoring and ranked tied for fifth among NHL defensemen with 8-45-53...He was one of four NHL defensemen to lead his team in scoring (Karlsson - OTT, Weber - NSH, Kronwall - DET)...His 45 assists ranked third among NHL defensemen and tied for 13th overall in the NHL...He led all NHL blue liners in power-play assists (28) and was tied for the most power-play points (31)...Only four other NHL players (Backstrom - WSH, Ovechkin - WSH, Crosby - PIT, Giroux, PHI) had more power-play points...Finished second on the team in TOI/game (24:08) and shifts/game (27.3)...Led the team in power-play TOI...Finished second on the team in shots (241) and ranked third among NHL defensemen...Had 13 multi-point games...Recorded 1-1-2 at LAK, Mar. 17...Posted 0-2-2 vs. CGY, Mar. 15...Recorded 0-2-2 and his 200th career assist at WSH, Mar. 8...Posted 1-1-2 vs. CHI, Feb. 7...Recorded a five-game point streak (0-6-6) from Jan. 14-22...Notched 2-1-3, including the GWG, vs. EDM, Dec. 31...Had 1-1-2 vs. NYI, Dec. 12...Dished out two assists at CHI, Nov. 14...Had two assists vs. WSH, Nov. 9...Posted a five-game point streak (1-8-9) from Oct. 22-31.

2012-13 HIGHLIGHTS

Appeared in all 48 games and extended his consecutive games played streak to 311 games (sixth among active players)...Named an alternate captain for the third consecutive season...Led the Coyotes in scoring and ranked tied for fourth in the NHL among defensemen in points with 10-20-30...His 10 goals tied for third among NHL defensemen...Led the team and was tied for fourth among NHL defensemen with five power-play goals...His three GWGs were tied for the team lead and ranked tied for second among NHL defensemen...Led the team in shots (130) and ranked second among NHL defensemen...Led the team and all NHL defensemen in home scoring with 8-15-23...His 54 penalty minutes led the team...Had six multi-point games...Recorded two assists in the regular season finale at ANA, Apr. 27...Matched a season high with three assists vs. COL, Apr. 26...Scored the GWG on the power play vs. SJS, Apr. 24...Scored a goal at CGY, Apr. 12...Notched two assists vs. DET, Apr. 4...Scored two goals including the GWG vs. LAK, Apr. 2...Notched the GWG at NSH, Mar. 28...Scored a PPG vs. STL, Mar. 7...Recorded his 200th career NHL point with a PPG vs. ANA, Mar. 4...Played in his 400th career NHL game at SJS, Mar. 30...Scored a goal vs. MIN, Feb. 28...Had a season-high 30:21 TOI at EDM, Feb. 23...Posted the GWG vs. CGY, Feb. 18...Registered three assists and a season-high nine shots vs. CBJ, Feb. 16...Scored a goal and had a pair of assists on Jan. 28 vs. NSH.

2011-12 HIGHLIGHTS

Appeared in all 82 games for the third consecutive season for PHX...Ranked fourth on the team in scoring with 11-32-43...His 43 points ranked 14th among NHL defensemen...Led the team in TOI/g (22:20) and ranked second on the team in assists (32), power-play assists (11) and power-play TOI/g (3:27)...2012 NHL All-Star...Had seven multi-point games...Scored a goal at STL, Apr. 6...Collected his 30th assist of the season vs. SJS, Mar. 10...Scored his ninth goal of the season at CBJ, Mar. 6...Four-game assist streak from Feb. 23-Mar. 1...Netted a goal at DAL, Feb. 7...Collected 0-2-2 vs. COL, Jan. 16...Collected an assist and was a plus-3 vs. NYI, Jan. 7...Posted a four-game point streak (2-2-4) from Dec. 3-8...Netted the GWG at NSH, Dec. 6...Collected 0-2-2 vs. DAL, Nov. 26...Recorded 1-1-2 vs. ANA, Nov. 23...Collected 0-2-2 at BUF, Nov. 19...Collected 0-2-2 vs. NJD, Oct. 27...Recorded 1-1-2 at ANA, Oct. 23...Skated in a career high 31:04 TOI and had two assists at SJS, Oct. 8...**2012 Playoffs:** Ranked second on the team in postseason scoring with 1-8-9...Led the team in assists (8) and plus/minus (plus-5)...Registered 1-1-2 in five games of the WCF against LAK...Scored a goal in Game 5 of the WCF vs. LAK, May 22...Collected two assists in the WCSF against NSH...Collected five assists in the WCQF against CHI...Picked up two assists in Game 2 vs. CHI, Apr. 12.

2010-11 HIGHLIGHTS

Appeared in all 82 games for the second consecutive season for PHX...Posted career highs in assists (48), points (59) and penalty minutes (68)...2011 NHL All-Star...Led the team in assists and was second among all NHL defensemen in assists...Third among all NHL defensemen in scoring...Ranked first on the team in TOI/g (24:22) and was second on the team in blocked shots (103) and penalty minutes (68)...Ranked third on the team in plus/minus (plus-12) and SOG (199)...Tied for the team lead in power-play points (3-23-26)...His 24 power-play assists ranked sixth best in the NHL among defensemen and his 26 power-play points were eighth best...Had 11 multi-point games...Posted a team season-high plus-4 rating at ANA, Mar. 13...Skated 30:06 vs. VAN, Mar. 8...Skated 30:24 vs. DET, Mar. 5...Scored 10th goal of the season at CHI, Feb. 27...Matched a career high with three assists vs. ATL, Feb. 17...Recorded a career high 10-game point streak (3-12-15) from at CBJ, Jan. 11 to at SJS, Feb. 1...Had career high nine-game assist streak (0-12-12) from at CBJ, Jan. 11 to at COL, Jan. 26...Named the NHL's Second Star of the Month for Jan. (3-14-17)...Set new career high in assists (30) vs. NSH, Jan. 18...Posted sixth career three-point game (1-2-3) vs. TOR, Jan. 13...Tallied three assists vs. LAK, Dec. 29...Posted a career high nine shots vs. FLA, Dec. 4...Skated a career high 30:38 vs. FLA, Dec. 4...**2011 Playoffs:** Had a team-high five assists in four WCQF games vs. DET...Averaged a team leading 25:50 TOI/g...Recorded three assists in Game 2 of the WCQF at DET on Apr. 16.

2009-10 HIGHLIGHTS

Set new career highs in goals (12), assists (29), points (41), games played (82), penalty minutes (45) and plus/minus (plus-16)...Led all Coyotes defensemen in scoring...Ranked 23rd in scoring among all NHL defensemen...One of four Coyotes players to appear in all 82 regular season games...Finished with 10 multi-point games...Recorded two assists vs. EDM, Apr. 3...Collected a goal and two assists in 4-3 SO loss at NSH, Mar. 25...Scored two goals in win at DET for his first career multi-goal game, Jan. 26...Scored the GWG in 3-2 win vs. LAK, Dec. 26...Tied career high with three assists at TOR, Dec. 16...Scored the GWG vs. PHI, Nov. 21...Collected a career high three assists in win at CBJ, Oct. 28...Registered a goal and an assist for his first points of the season in win vs. BOS, Oct. 17...**2010 Playoffs:** Appeared in all seven playoff games vs. DET...Recorded 2-3-5 to rank tied for second on the team in postseason scoring...Collected two assists in Game 6 win at DET, Apr. 25...Scored a goal in Game 2 vs. DET, Apr. 16...Scored a goal and added an assist while making his playoff debut in a Game 1 win vs. DET, Apr. 14.

2008-09 HIGHLIGHTS

Appeared in 69 games with PHX, recording 4-26-30 and 37 penalty minutes...Set career highs in games played (69), assists (26), points (30) and PIM (37)...Ranked second among Coyotes defensemen in scoring and ranked third on the team in



2008-09 HIGHLIGHTS (cont'd)

power-play points (1-12-13)...Finished with four multi-point games...Registered two assists vs. ANA, Apr. 11...Recorded a two-game goal streak (2-0-2) from Jan. 18-20...Collected 1-1-2 at VAN, Jan. 15...Logged a season-high 23:59 TOI and recorded an assist at STL, Dec. 6...Set a new career high by recording his 13th point (assist) at LAK, Dec. 2...Put together a career high three-game point streak (0-3-3) from Nov. 15-21...Had two assists in win vs. FLA, Nov. 8...Scored a goal in season-opening win vs. CBJ, Oct. 11.

2007-08 HIGHLIGHTS

Appeared in 43 games with PHX, recording 5-7-12 and 14 penalty minutes...Ranked second among Coyotes rookies in PP goals (4)...Also played in 30 games with San Antonio (AHL) and finished with 1-14-15 and 80 penalty minutes...Re-joined the Rampage for the Calder Cup playoffs and appeared in five contests...Appeared in 27 of the Coyotes' final 31 games...Recorded a season-high 24:22 TOI vs. SJS, Mar. 25...Notched his first career multi-point game with a goal and an assist as well as a season-high six shots vs. LAK, Mar. 20...Collected a point in back-to-back games with an assist vs. OTT (Mar. 8) and a goal vs. ANA (Mar. 11)...Made his first career penalty shot attempt vs. NSH, Feb. 10 (no goal)...Scored a goal and logged 15:00 TOI at VAN, Jan. 11...Scored his first career NHL goal in a 3-2 win at PHI, Dec. 18...Made his season debut with the Coyotes at NYR, Dec. 16...Recalled from San Antonio (AHL), Dec. 10...Ranked second among Rampage defensemen in points (13) and assists (12) at time of recall.

2006-07 HIGHLIGHTS

Appeared in seven games with PHX, collecting two assists...Had an assist in 18:09 TOI at EDM, Oct. 23...Picked up his first NHL point (assist) at NSH, Oct. 14...Made his NHL debut at DET, Oct. 11, notching 19:57 TOI...Reassigned to San Antonio (AHL) on Oct. 30...Played in 66 games for the Rampage, recording 6-27-33 and 97 PIM...Led all Rampage defensemen in points (33), assists (27) and tied for first in goals (6)...Ranked third on the team in penalty minutes (97)...Represented San Antonio at the AHL All-Star Game.

2005-06 HIGHLIGHTS

Recorded 25-59-84 and 109 penalty minutes in 66 games for Moncton (QMJHL)...Named Canadian Major Junior Defenseman of the Year...Honored with Emile Bouchard Trophy as QMJHL's Best Defenseman and Telus Trophy as the league's Defensive Player of the Year...Named to QMJHL First All-Star Team...Led all CHL defensemen in scoring and ranked second in assists (59) and tied for second in goals (25)...Led QMJHL defensemen in assists and points while tied for second in goals, tied for third in PPGS (15), and fourth in plus/minus (plus-50)...Ranked second overall on Moncton in assists and third in points...Honored as QMJHL Defensive Player of the Month for November...Named QMJHL Defensive Player of the Week three times during season...Led Moncton to first-place finish in QMJHL and to Memorial Cup final...Scored three goals in five games during Memorial Cup, including two goals in the championship game.

2004-05 HIGHLIGHTS

Named a New England prep school First Team All-Star at Cushing Academy.

INTERNATIONAL CAREER

2010: Represented the United States at the IIHF World Championship in Germany...Recorded 1-3-4 in six games to rank tied for third on the team in scoring...Also ranked tied for third in scoring among all defensemen in the tournament.

PERSONAL

Nickname is "Yans" ... Favorite player growing up was Ray Bourque...Credits his father for having the greatest impact on his hockey career...Enjoys playing golf in his spare time...Would like to be a fire fighter if he weren't a hockey player...Favorite non-hockey sports team is the Boston Red Sox...Other favorites include: chicken parmesan (food); "Modern Family" (TV show); and "The Town" (movie)...First job was as a paper boy...Keith and his wife Kristyn have two daughters: Mila and Lola.

CAREER STATISTICS

SEASON	TEAM	LEAGUE	GP	REGULAR SEASON								PLAYOFFS				
				G	A	PTS	PP	SH	GW	+/-	PIM	GP	G	A	PTS	PIM
2004-05	Cushing Academy	NEPSIHA	34	14	40	54	-	-	-	-	52	-	-	-	-	-
2005-06	Moncton	QMJHL	66	25	59	84	15	0	3	50	109	21	6	14	20	36
2006-07	Phoenix	NHL	7	0	2	2	0	0	0	0	8	-	-	-	-	-
	San Antonio	AHL	69	6	27	33	3	0	1	-15	97	-	-	-	-	-
2007-08	Phoenix	NHL	43	5	7	12	4	0	0	-12	14	-	-	-	-	-
	San Antonio	AHL	30	1	14	15	1	0	0	3	80	5	0	0	0	8
2008-09	Phoenix	NHL	69	4	26	30	1	0	0	-4	37	-	-	-	-	-
2009-10	Phoenix	NHL	82	12	29	41	5	0	2	16	45	7	2	3	5	4
2010-11	Phoenix	NHL	82	11	48	59	3	0	0	12	68	4	0	5	5	0
2011-12	Phoenix	NHL	82	11	32	43	0	0	2	5	51	16	1	8	9	10
2012-13	Phoenix	NHL	48	10	20	30	5	0	3	4	54	-	-	-	-	-
2013-14	Phoenix	NHL	82	8	45	53	3	0	2	-23	63	-	-	-	-	-
FRANCHISE & NHL TOTALS			495	61	209	270	21	0	9	-2	340	27	3	16	19	14

2013-14 REAL TIME STATS

Shots: 241

Blocks: 105

Takeaways: 31

CAREER HIGHLIGHTS

MOST GOALS/GAME: 2 – 3 times (last 1/31/13 vs. EDM)	MOST SHOTS/GAME: 9 – 2 times (last 2/16/13 vs. CBJ)	LONGEST POINT STREAK: 10 games – 1/11/11-2/1/11
MOST ASSISTS/GAME: 3 – 6 times (last 4/26/13 vs. COL)	LONGEST GOAL STREAK: 2 games – 2 times (last 12/3/13-12/4/13)	CAREER HAT TRICKS: None
MOST POINTS/GAME: 3 – 11 times (last 1/31/13 vs. EDM)	LONGEST ASSIST STREAK: 9 games – 1/11/11-1/26/11	MULTIPLE POINT GAMES: 52 (last 3/17/14 at LAK)
MOST PIM/GAME 17 – 10/31/09 vs. ANA		

FIRSTS

FIRST COYOTES GAME: 10/11/06 at DET	FIRST NHL GOAL: 12/18/07 at PHI
FIRST COYOTES GOAL: 12/18/07 at PHI	FIRST NHL ASSIST: 10/14/06 at NSH
FIRST COYOTES ASSIST: 10/14/06 at NSH	
FIRST NHL GAME: 10/11/06 at DET	

**ANDREW CAMPBELL****D**

Height: 6'4"

Weight: 206

Shoots: Left

Born: Feb. 4, 1988, Caledonia, Ontario

Acquired: Signed as a free agent, July 1, 2014

Drafted: Los Angeles' 5th choice (3rd round, 74th overall) in the 2008 NHL Entry Draft

SEASON	TEAM	LEAGUE	REGULAR SEASON					PLAYOFFS				
			GP	G	A	PTS	PIM	GP	G	A	PTS	PIM
2005-06	Sault Ste. Marie	OHL	31	1	3	4	23	3	0	0	0	4
2006-07	Sault Ste. Marie	OHL	63	4	14	18	75	13	0	1	1	6
2007-08	Sault Ste. Marie	OHL	68	13	22	35	64	14	2	3	5	13
2008-09	Manchester	AHL	72	3	5	8	72	-	-	-	-	-
2009-10	Manchester	AHL	74	2	9	11	68	16	1	4	5	6
2010-11	Manchester	AHL	76	1	11	12	68	7	0	0	0	0
2011-12	Manchester	AHL	76	2	17	19	54	4	0	0	0	9
2012-13	Manchester	AHL	47	2	9	11	40	4	0	0	0	2
2013-14	Manchester	AHL	69	3	13	16	58	4	1	0	1	0
	Los Angeles	NHL	3	0	0	0	0	-	-	-	-	-

CAREER NOTES: 2013-14: Skated in three games with Los Angeles (NHL)...Made his NHL debut on Apr. 5 at Vancouver...Registered 3-13-16 and 58 PIM in 69 games with Manchester (AHL) as team captain...Tallied 1-0-1 in four postseason games with the Monarchs...Had a career-high plus 16 rating in the regular season...**2012-13:** Collected 2-9-11 and 40 PIM in 47 games as an alternate captain with Manchester...Skated in four playoff games...**2011-12:** Appeared in 76 games with the Monarchs, posting 2-17-19 and 54 PIM...Tied for the team lead with 76 games played...Set AHL career highs in assists and points...Skated in four postseason contests...**2010-11:** Totaled 1-11-12 and 68 PIM in 76 games with Manchester...Played in seven playoff games...Ranked tied for fourth on the team in games played...**2009-10:** Notched 2-9-11 and 68 PIM in 74 games with Manchester...Made his professional postseason debut on Apr. 16 at Portland...Had his first career postseason multi-point game (0-2-2) at Portland on Apr. 17...Totaled 1-4-5 in a career-high 16 playoff games...**2008-09:** In his first professional season, registered 3-5-8 and 72 PIM in 72 games with the Monarchs...Made his professional debut on Oct. 19 versus Springfield...Scored his first professional goal in his first professional multi-point game (1-1-2) against Rochester on Nov. 21...**2007-08:** Appeared in 68 games with Sault Ste. Marie (OHL), tallying 13-22-35 and 64 PIM...His 68 games played were an OHL career high...Finished second on the team in defensemen goals and total points...Added 2-3-5 and 13 PIM in 14 postseason games...Ranked second in defensemen postseason scoring...**2006-07:** Skated in 63 games with the Greyhounds, posting 4-14-18 and 75 PIM...Played in 13 playoff games with one assist...**2005-06:** Recorded 1-3-4 and 23 PIM in 31 games in his first season with Sault Ste. Marie...Appeared in three OHL postseason contests.

**GREG CAREY****C/W**

Height: 6'0"

Weight: 195 lbs.

Shoots: left

Born: April 5, 1990, Hamilton, Ontario

Acquired: Signed as a free agent, March 19, 2014

Drafted: Not Drafted

SEASON	TEAM	LEAGUE	REGULAR SEASON					PLAYOFFS				
			GP	G	A	PTS	PIM	GP	G	A	PTS	PIM
2010-11	St. Lawrence	ECAC	40	23	17	40	24	-	-	-	-	-
2011-12	St. Lawrence	ECAC	36	15	22	37	22	-	-	-	-	-
2012-13	St. Lawrence	ECAC	38	28	23	51	38	-	-	-	-	-
2013-14	St. Lawrence	ECAC	38	18	39	57	39	-	-	-	-	-
	Portland	AHL	13	1	1	2	4	-	-	-	-	-

CAREER NOTES: 2013-14: Signed a one-year entry level contract with Arizona on March 19, 2014...Made his professional debut with Portland (AHL) at Bridgeport on Mar. 23...Appeared in 13 games with the Pirates, recording 1-1-2 and four PIM...Scored his first professional goal vs. Albany on Apr. 16...Was named a Hobey Baker Award finalist for the second consecutive season...Earned NCAA (East) First All-American Team honors...Registered 18-39-57 in 38 games with St. Lawrence...Finished first in the nation in power-play points (31), second in assists (39) and third in total points (57)...Was the Saints leading scorer in each of his four seasons...Finished first in the ECAC in points and assists...**2012-13:** Recorded 28-23-51 in 38 games with St. Lawrence...He led the nation in goals and power-play goals (14) and became the first junior in Saints history to be selected as a Hobey Baker Award finalist...Also earned NCAA (East) Second All-American team and NCAA (ECAC) First All-Star team recognition...**2011-12:** Totaled 15-22-37 in 37 games with the Saints...Tied for the team lead in points and led St. Lawrence in goals...**2010-11:** Posted 23-17-40 in 40 games in his freshman season at St. Lawrence...Finished first among all Saints in goals and points...Was named to the NCAA (ECAC) All-Rookie team.




LOUIS DOMINGUE

G

Height: 6'3" Weight: 210 Catches: Right
 Born: Mar. 6, 1992, Mont St-Hilaire, Quebec
 Drafted: Phoenix's 5th choice (5th round, 138th overall) in the 2010 Entry Draft

SEASON	TEAM	LEAGUE	GP	MIN	GA	SO	REGULAR SEASON			GP	MIN	GA	SO	SV%	GAA	W-L-OTL
							SV%	GAA	W-L-OTL							
2008-09	Moncton	QMJHL	12	621	24	0	.930	2.32	5-5-0	-	-	-	-	-	-	-
2009-10	Moncton	QMJHL	22	1195	56	1	.902	2.81	11-9-0	-	-	-	-	-	-	-
	Quebec	QMJHL	19	1017	43	2	.910	2.54	9-8-0	9	454	33	0	.863	4.35	3-5-0
2010-11	Quebec	QMJHL	57	3033	134	2	.898	2.65	37-12-3	18	995	41	1	.913	2.47	11-5-1
2011-12	Quebec	QMJHL	39	2162	94	4	.914	2.61	23-8-4	11	679	30	0	.897	2.65	7-3-1
2012-13	Gwinnett	ECHL	34	2051	92	3	.904	2.69	23-9-2	10	619	23	2	.926	2.23	6-3-1
	Portland	AHL	2	100	4	0	.931	2.40	1-0-0	-	-	-	-	-	-	-
2013-14	Portland	AHL	36	1783	108	1	.890	3.63	9-18-2	-	-	-	-	-	-	-
	Gwinnett	ECHL	7	388	13	1	.939	2.01	1-3-2	-	-	-	-	-	-	-

CAREER NOTES: 2013-14: Spent the majority of the season with Portland (AHL)...Registered a 9-18-2 record with an .890 SV% and a 3.63 GAA in 36 games...Stopped all 31 shots in a shutout over Bridgeport on Jan. 11...Finished second among Pirates goaltenders in games played, minutes and save percentage...Set AHL career highs in games played and wins...Appeared in seven games with Gwinnett (ECHL)...Posted a 2.01 GAA and a .939 SV% with the Gladiators...**2012-13:** Recorded a 23-9-2 record with a 2.69 GAA and .904 SV% in 34 games with Gwinnett...Led all Gladiators goaltenders in games played, shutouts, minutes and wins...Ranked tied for fourth in the ECHL in wins...Appeared in 10 postseason games with Gwinnett, recording a 6-3-1 record with a .926 SV% and 2.23 GAA...Finished tied for second in the ECHL with two postseason shutouts and fifth in GAA...Made his AHL debut with Portland...Appeared in two games with the Pirates, registering a .931 SV% in 100 minutes...**2011-12:** Led the league in SV% (.914)...Played in 39 games for Quebec (QMJHL), posting a 23-8-4 record...Recorded career highs in shutouts (4) and GAA (2.61)...Went 7-3-1-0 in 11 postseason games...Posted the third-best GAA (2.65) in the QMJHL postseason...**2010-11:** Signed an entry-level contract with Arizona on June 1...Appeared in a career-high 57 games in his third QMJHL season; playing a full-season for the Quebec Remparts...He posted a 2.65 GAA and .898 SV%, leading the Remparts to the third-best record in the league...Posted an 11-5-1-0 record with one shutout...Registered a 2.47 GAA and .913 SV% in the postseason as Quebec reached the league semi-final...Invited to Canada's 2012 World Junior development camp...**2009-10:** Began the season with Moncton, posting a 11-9-0 record in 22 games...Traded to the Quebec Remparts in mid-season...Appeared in 19 games for Quebec, posting a 2.54 GAA along with a .910 SV%... Played in nine postseason games for the Remparts, recording a 4.35 GAA and a .863 SV%...Represented Team Orr at the 2010 CHL Top Prospects Game...**2008-09:** Appeared in 12 games for Moncton in his rookie QMJHL season, posting a 5-5-0 record while registering a 2.51 GAA and a .924 SV%.



DARIAN DZIURZYNSKI

LW

Height: 6'1" Weight: 204 Shoots: Left
 Born: Mar. 30, 1991, Lloydminster, Alberta
 Drafted: Phoenix's 6th choice (5th round, 141th overall) in the 2011 Entry Draft

SEASON	TEAM	LEAGUE	GP	REGULAR SEASON				GP	PLAYOFFS			
				G	A	PTS	PIM		G	A	PTS	PIM
2007-08	Saskatoon	WHL	33	3	1	4	18	-	-	-	-	-
	Lloydminster	AJHL	2	0	0	0	0	-	-	-	-	-
2008-09	Saskatoon	WHL	64	10	15	25	96	7	0	1	1	6
2009-10	Saskatoon	WHL	70	14	15	29	156	7	3	6	9	9
2010-11	Saskatoon	WHL	72	35	22	57	125	10	3	3	6	18
2011-12	Saskatoon	WHL	4	3	0	3	4	-	-	-	-	-
	Brandon	WHL	61	27	16	43	106	9	2	2	4	16
2012-13	Portland	AHL	59	9	7	16	87	3	1	0	1	0
2013-14	Portland	AHL	54	2	7	9	183	-	-	-	-	-

CAREER NOTES: 2013-14: Recorded 2-7-9 in 54 games with the Pirates...Led the team in PIM (183)...**2012-13:** Appeared in his first AHL season with Portland...Recorded 9-7-16 and 87 PIM in 59 games...Made his professional debut on Oct. 20 at Manchester...Scored his first professional goal on Dec. 2 at Manchester...Added 1-0-1 in three postseason games with the Pirates...Signed a two-year entry-level contract with Phoenix on Mar. 8...**2011-12:** Began the season with Saskatoon (WHL), scoring three goals...Traded to Brandon (Oct. 17, 2011)...Appeared in 61 games for the Wheat Kings, recording 27-16-43 and 106 PIM...In nine postseason contests, he produced 2-2-4 and 16 PIM...**2010-11:** One of three players to skate in all 72 games for Saskatoon... Led the Blades to the league's best record while scoring 35 goals; good for second on the team...Recorded 125 PIM (third most) on the Blades...Registered 3-3-6 and 18 PIM in 10 postseason games...**2009-10:** Appeared in 70 games with Saskatoon, posting 14-15-29 and was a plus-1...Led the team with 156 PIM...Added 3-6-9 in seven postseason games...**2008-09:** Skated in 64 games with Saskatoon in his second WHL season...Recorded 10-15-25 with a plus-12 rating...Third on the team with 96 PIM...Appeared in all seven playoff games in the Blades' first round loss to Lethbridge...**2007-08:** Appeared in his first WHL season with Saskatoon, skating in 33 games.

**MAXIM GONCHAROV****D**

Height: 6'4"

Weight: 208

Shoots: Right

Acquired: June 15, 1989, Moscow, Russia

Drafted: Phoenix's 5th choice (5th round, 123rd overall) in the 2007 Entry Draft

SEASON	TEAM	LEAGUE	REGULAR SEASON					PLAYOFFS				
			GP	G	A	PTS	PIM	GP	G	A	PTS	PIM
2006-07	CSKA Moscow	Russia	18	0	0	0	10	5	0	0	0	2
2007-08	CSKA Moscow	Russia	47	3	3	6	38	6	0	2	2	0
	CSKA Moscow 2	Russia - 3	4	0	2	2	35	3	0	0	0	8
2008-09	CSKA Moscow	KHL (Russia)	47	7	8	15	50	7	0	0	0	4
2009-10	CSKA Moscow	KHL (Russia)	51	4	13	17	52	3	1	0	1	2
2010-11	San Antonio	AHL	61	6	9	15	65	-	-	-	-	-
2011-12	Portland	AHL	45	1	3	4	37	-	-	-	-	-
2012-13	Portland	AHL	45	2	13	15	114	1	0	0	0	4
2013-14	CSKA Moskva	KHL	21	3	4	7	24	-	-	-	-	-
	Avangard Omsk	KHL	27	3	3	6	100	-	-	-	-	-

CAREER NOTES: 2013-14: Skated in 21 games with CSKA Moskva, recording 3-4-7 and 24 PIM...Registered 3-3-6 and 100 PIM in 27 games with Avangard Omsk...**2012-13:** Appeared in 45 games with Portland (AHL)...Registered 2-13-15 and 114 PIM...Ranked second on the team in PIM...Set AHL career highs in assists and PIM...Signed with SKA Saint Petersburg (KHL) on June 3, 2013...**2011-12:** Skated in 45 games with Portland (AHL), recording 1-3-4 and 37 PIM...Scored his lone goal of the season vs. Wilkes-Barre/Scranton, Nov. 18...Registered first point (assist) as a Pirate at St. John's, Oct. 26...Made his Portland debut at Bridgeport, Oct. 8...**2010-11:** Appeared in his first professional season with San Antonio (AHL), recording 6-9-15 and 65 PIM in 61 games...Ranked second among Rampage defensemen in goals and points...**2009-10:** Appeared in 51 games for CSKA Moscow of the KHL (Russia)...Recorded 4-13-17 with 52 PIM and a plus-5 rating...Scored each of his four goals on the power play to rank tied for second on the team in power play goals...Ranked third among CSKA defensemen in points...Scored one goal while appearing in three postseason games...**2008-09:** Registered 7-8-15 and 50 PIM in 47 games for CSKA Moscow...Ranked second among CSKA defensemen in goals and power play goals...Represented Russia at the 2009 IIHF World Junior Championship, helping his team to the bronze medal...Recorded 5-1-6 in seven games to lead the tournament in goals by a defenseman...Ranked second on the team in goals...Scored a goal in the bronze medal game vs. Slovakia...**2007-08:** Spent the majority of the season with CSKA Moscow, recording 3-3-6 in 47 games...Also collected two assists in six playoff games...**2006-07:** Appeared in 18 games for CSKA Moscow...Helped lead Russia to the gold medal at the 2007 IIHF U-18 World Championship.

**JUSTIN HACHE****D**

Height: 6'2"

Weight: 202


Shoots: Left

Born: Jan. 10, 1994, Petit-Rocher, New Brunswick

Drafted: Phoenix's 8th choice (7th round, 208th overall) in the 2012 Entry Draft

SEASON	TEAM	LEAGUE	REGULAR SEASON					PLAYOFFS				
			GP	G	A	PTS	PIM	GP	G	A	PTS	PIM
2010-11	Shawinigan	QMJHL	37	3	12	15	17	10	0	2	2	4
2011-12	Shawinigan	QMJHL	60	2	16	18	46	11	1	0	1	2
2012-13	Cape Breton	QMJHL	68	7	26	33	61	-	-	-	-	-
2013-14	Cape Breton	QMJHL	57	5	41	46	53	3	0	1	1	0
	Portland	AHL	6	0	0	0	2	-	-	-	-	-

CAREER NOTES: 2013-14: Appeared in six games with Portland (AHL)...Made his professional debut on Apr. 9 vs. Manchester...Signed a three-year entry-level contract with the Coyotes on Apr. 7...Collected 5-41-46 and 53 PIM in 57 games with Cape Breton (QMJHL)...Finished second on the team in assists and defensemen scoring...Set career highs in assists and total points...Notched a career-high four assists on Jan. 17 versus Moncton...Had a career-long four-game point streak from Feb. 12-21...Added 0-1-1 in three postseason games with the Screaming Eagles...**2012-13:** Registered 7-26-33 and 61 PIM in 68 games with Cape Breton...Was one of three players to play in all 68 games...Led the team in defensemen assists and points...Posted 1-2-3 on Dec. 16 versus Acadie-Bathurst...**2011-12:** Skated in 60 games with Shawinigan (QMJHL), totaling 2-16-18 and 46 PIM...Recorded 1-0-1 in 11 playoff contests...**2010-11:** Tallied 3-12-15 and 17 PIM in 37 games in his first season with Shawinigan...Made his QMJHL postseason debut, recording 0-2-2 in 10 games.



JUSTIN HODGMAN

C

Height: 6'1" Weight: 196 Shoots: Right
 Born: June 27, 1988, Brampton, Ontario
 Acquired: Signed as a free agent, July 1, 2014
 Drafted: Not Drafted

SEASON	TEAM	LEAGUE	REGULAR SEASON					PLAYOFFS				
			GP	G	A	PTS	PIM	GP	G	A	PTS	PIM
2005-06	Erie	OHL	57	7	13	20	55	-	-	-	-	-
2006-07	Erie	OHL	67	19	32	51	63	-	-	-	-	-
2007-08	Erie	OHL	64	37	43	80	75	-	-	-	-	-
	Fort Wayne	IHL	11	4	4	8	7	13	7	7	14	12
2008-09	Erie	OHL	66	24	42	66	71	5	0	1	1	4
	Fort Wayne	IHL	6	2	3	5	20	11	7	5	12	16
2009-10	Toledo	ECHL	33	9	12	21	35	-	-	-	-	-
	Toronto	AHL	38	7	5	12	23	-	-	-	-	-
	Fort Wayne	IHL	3	1	2	3	0	10	4	13	17	8
2010-11	Toronto	AHL	42	12	17	29	44	-	-	-	-	-
	Reading	ECHL	3	0	1	1	4	-	-	-	-	-
2011-12	Pelicans	Liiga	59	14	39	53	123	17	3	8	11	42
2012-13	Metallurg	KHL	51	11	20	31	46	7	1	1	2	18
2013-14	Metallurg	KHL	18	3	6	9	12	-	-	-	-	-
	Torpedo	KHL	14	1	6	7	6	-	-	-	-	-
	Admiral	KHL	17	7	3	10	12	5	1	3	4	2

CAREER NOTES: 2013-14: Split the season between Metallurg, Torpedo and Admiral of the KHL...Registered 11-15-26 in 49 total games...Added 1-3-4 in five postseason games with Admiral...**2012-13:** Collected 11-20-31 and 46 PIM in 51 games with Metallurg...Tallied 1-1-2 in seven postseason contests...**2011-12:** Totaled 14-39-53 in 59 games with the Pelicans (Liiga)...Led the team in assists and finished second in total points...Notched 3-8-11 and 42 PIM in 17 playoff games...Named SM-liiga Player of the Month in May...Earned a SM-liiga Silver Medal in the postseason...**2010-11:** Appeared in 42 games with Toronto (AHL), recording 12-17-29 and 44 PIM in 42 games...**2009-10:** Registered 9-12-21 in 33 games with Toledo (ECHL)...Collected 7-5-12 in 38 contests with Toronto...Played in three games with Fort Wayne (IHL), totaling 1-2-3...Notched 4-13-17 in 10 postseason games with the Komets...Was tied for second on the team in postseason scoring...Helped Fort Wayne win the IHL Championship...**2008-09:** Posted 24-42-66 in 66 regular season games with Erie (OHL) and 0-1-1 in five postseason contests...Ranked tied for the team lead in scoring, second in assists and third in goals...Appeared in six games with Fort Wayne, recording 2-3-5...Also tallied 7-5-12 in 11 postseason games...Helped the Komets win the Turner Cup and won the IHL Playoffs MVP "Bud Poile Trophy" for the second consecutive year...**2007-08:** Led Erie with 37-43-80 in 64 regular season games...Also led the Otters in goals and assists...Made his IHL debut and notched 4-4-8 in 11 games with Fort Wayne...Recorded 7-7-14 in 13 postseason games en route to winning the 2007-08 IHL Turner Cup and the IHL Playoffs MVP "Bud Poile Trophy".



PHILIP LANE

RW

Height: 6'3" Weight: 203 Shoots: Right
 Born: May 29, 1992, Rochester, New York
 Drafted: Phoenix's 2nd choice (2nd round, 52nd overall) in the 2010 Entry Draft

SEASON	TEAM	LEAGUE	REGULAR SEASON					PLAYOFFS				
			GP	G	A	PTS	PIM	GP	G	A	PTS	PIM
2008-09	Buffalo Jr. Sabres	OJHL	45	18	24	42	72	-	-	-	-	-
2009-10	Brampton	OHL	64	18	14	32	52	11	3	0	3	14
2010-11	Brampton	OHL	54	17	17	34	113	4	0	1	1	2
2011-12	Brampton	OHL	53	15	26	41	94	8	4	1	5	7
2012-13	Portland	AHL	70	14	8	22	61	3	0	1	1	9
2013-14	Portland	AHL	39	3	3	6	49	-	-	-	-	-

CAREER NOTES: 2013-14: Recorded 3-3-6 with 49 PIM in 39 games with Portland...**2012-13:** Skated in 70 games with Portland, recording 14-8-22 and 61 PIM...Made his professional debut with the Pirates on Oct. 13 at Adirondack...Scored his first professional goal on Nov. 17 vs. Providence...Recorded a hat trick (3-0-3) on Apr. 20 vs. Connecticut...**2011-12:** Appeared in 53 games with Brampton, recording 15-26-41...Set new career-high point total (41)...Third in team scoring...Earned his 100th OHL point (goal) vs. Erie, Jan. 15...Named OHL Player of the Week for the period ending Dec. 11 after leading the Battalion with 1-6-7 in three straight wins...Registered career highs in assists (4) and points (4) at Kingston, Dec. 9...Career-high five-game assist streak (0-5-5) ended Oct. 30...Scored first OHL shorthanded goal and added two assists at Sudbury, Sept. 24...**2010-11:** Played in 54 games with the Battalion, recording 17-17-34 and a plus-2 rating...Second on the team with 113 PIM...Collected an assist in four postseason games...**2009-10:** Appeared in 64 games in his first OHL season with Brampton...Produced 18-14-32 and 52 PIM...Scored three goals in 11 postseason games...**2008-09:** In 45 games with the Buffalo Jr. Sabres (OJHL), Lane registered 18- 24-42 and 72 PIM.

**MAREK LANGHAMER****G**

Height: 6'2" Weight: 184 lbs. Catches: Left
 Born: July 22, 1994, Moravska Trebova, Czech Republic
 Drafted: Phoenix's 7th choice (7th round, 184th overall) in the 2012 Entry Draft

SEASON	TEAM	LEAGUE	REGULAR SEASON							PLAYOFFS						
			GP	MIN	GA	SO	SV%	GAA	W-L-OTL	GP	MIN	GA	SO	SV%	GAA	W-L-OTL
2012-13	Medicine Hat	WHL	30	1450	83	2	.899	3.44	15-12-1	1	38	5	0	.833	7.83	0-0-0
2013-14	Medicine Hat	WHL	40	2392	103	2	.913	2.58	23-14-3	18	1071	42	0	.934	2.35	9-8-1

CAREER NOTES: 2013-14: Appeared in 40 games with Medicine Hat (WHL)...Registered a 23-14-3 record with a .913 SV% and a 2.58 GAA...Established WHL career highs in games played, save percentage, goals against average and wins...Ranked seventh among all WHL goalies in GAA, 10th in SV% and 14th in wins...Stopped 21 shots in shutout over Kootenay on Oct. 12...Made 24 saves in shutout against Moose Jaw on Feb. 21...Went 9-8-1 with a 2.35 GAA and a .934 SV% in 18 postseason games...Stopped 25 of 26 shots in 2-1 win over Swift Current in the opening game of the playoffs on Mar. 21...Won three straight postseason starts: Apr. 12 versus Kootenay (23-25), Apr. 14 at Kootenay (26-27) and Apr. 16 versus Kootenay (43-44)...**2012-13:** Played in 30 games with Medicine Hat, posting a 15-12-1 record with a 3.44 GAA and an .899 SV%...Made his WHL debut and notched 18 saves on 21 shots faced on Sept. 21 at Lethbridge...Stopped all 30 shots in shutout versus Calgary on Jan. 20...Recorded 38 saves in shutout versus Swift Current on Feb. 23...Appeared in one WHL playoff game.

**PAVEL LAPLANTE****C**

Height: 6'0" Weight: 187 Shoots: Left
 Born: April 23, 1995, Chateauguay, Quebec
 Drafted: Phoenix's 3rd choice (3rd round, 62nd overall) in the 2013 Entry Draft

SEASON	TEAM	LEAGUE	REGULAR SEASON					PLAYOFFS				
			GP	G	A	PTS	PIM	GP	G	A	PTS	PIM
2010-11	Chateauguay	QMAAA	25	6	8	14	42	8	4	1	5	8
2011-12	Prince Edward Island	QMJHL	57	6	15	21	33	-	-	-	-	-
2012-13	Prince Edward Island	QMJHL	18	5	8	13	12	6	3	2	5	4
2013-14	Charlottetown	QMJHL	32	10	8	18	32	-	-	-	-	-
	Victoriaville	QMJHL	31	13	11	24	4	5	3	3	6	0
	Portland	AHL	6	0	0	0	2	-	-	-	-	-

CAREER NOTES: 2013-14: Made his professional debut with Portland (AHL) on Apr. 2 versus Hershey...Appeared in six games with the Pirates...Began the season with Charlottetown (QMJHL) as an assistant captain, collecting 10-8-18 in 32 games...Traded to Victoriaville (QMJHL) on Dec. 22...Posted 13-11-24 in 31 games with the Tigres...His 23 goals in 2013-14 were a new QMJHL career high...Notched a career-high 4-2-6 versus Cape Breton on Jan. 11...Had a career-long seven game point streak from Jan. 19 to Feb. 7...Added 3-3-6 in five postseason contests...Had a three game playoff point streak from Mar. 25-28...**2012-13:** Skated in 18 games with Prince Edward Island (QMJHL), totaling 5-8-13 and 12 PIM...Tallied 3-2-5 in six postseason games...Scored a postseason hat trick (3-0-3) on Apr. 1 versus Val-d'Or...**2011-12:** Made his QMJHL debut with Prince Edward Island and registered 6-15-21 in 57 games...Scored his first goal of the season on Sept. 22 vs. Rouyn-Noranda...Skated in six games with Canada Ontario U17 (WHC-17), totaling 2-3-5 and four PIM.



MIKE LEE

G

Height: 6'1" Weight: 190 Catches: Left
 Born: Apr. 18, 1987, Ponoka, Alberta
 Acquired: Oct. 5, 1990, Roseau, Minnesota
 Drafted: Phoenix's 3rd choice (3rd round, 91st overall) in the 2009 Entry Draft

SEASON	TEAM	LEAGUE	GP	MIN	GA	SO	SV%	REGULAR SEASON		GP	MIN	GA	SO	SV%	GAA	W-L-OTL
								GAA	W-L-OTL							
2007-08	Roseau High	MN HS	29	1479	-	14	.936	1.10	27-2-0	-	-	-	-	-	-	-
2008-09	Fargo	USHL	48	2745	110	3	.918	2.40	26-15-4	10	545	24	1	-	2.64	7-3
2009-10	St. Cloud State	WCHA	26	1477	69	2	.917	2.80	12-9-3	-	-	-	-	-	-	-
2010-11	St. Cloud State	WCHA	32	1879	86	1	.910	2.75	12-14-4	-	-	-	-	-	-	-
2011-12	St. Cloud State	WCHA	16	968	36	1	.930	2.23	8-6-2	-	-	-	-	-	-	-
2012-13	Gwinnett	ECHL	28	1580	62	2	.911	2.35	14-12-1	-	-	-	-	-	-	-
	Portland	AHL	16	837	38	0	.915	2.72	9-6-0	-	-	-	-	-	-	-
2013-14	Portland	AHL	5	221	14	0	.872	3.81	0-2-1	-	-	-	-	-	-	-
	Gwinnett	ECHL	1	60	1	0	.967	1.01	1-0-0	-	-	-	-	-	-	-

CAREER NOTES: 2013-14: Missed most of the season due to injury...Played in five games with Portland (AHL)...Posted a 3.81 GAA and an .872 SV% with the Pirates... Won his lone start with Gwinnett (ECHL)...**2012-13:** Appeared in 28 games with Gwinnett, registering a 14-12-1 record with a 2.35 GAA and .911 SV%...Led all Gwinnett goaltenders (Min. 25 games) in GAA and SV%...Ranked fifth in the ECHL in GAA...Made his AHL debut with Portland...Recorded a 2.72 GAA and .915 SV% in 16 games with the Pirates...**2011-12:** Missed the majority of the season with an injury...Posted an 8-6-2 record with one shutout...Set career highs in GAA (2.23) and SV% (.930)...Team Captain...Ranked first in the WCHA among all goaltenders for SV% (overall games played)...Named to the All-America Division I Men's At-Large Team...Set a team record with his 29.8 saves per game rate...Finished his collegiate career ranking third in team history with 2,109 career saves...All-WCHA Academic Team...**2010-11:** Appeared in 32 games in his sophomore season at St. Cloud State...Posted a 12-14-4 record with one shutout as the starting netminder...Registered a 2.75 GAA and a .910 SV%...Earned the Frank Brimsek Award (Team MVP) and the Dave Torrey Award (Outstanding Goalie)...All-WCHA Academic Team...**2009-10:** Appeared in 26 games for the Huskies...Posted a record of 12-9-3...Made 37 saves in WCHA Semi-final shutout of Wisconsin...Led Team USA to the gold medal game at the 2010 IIHF World Junior Championship in Saskatoon, Sask...Posted an undefeated record of 4-0 with a 2.50 GAA and a .908 SV% in five games...Recorded the third-best SV% among tournament goaltenders...**2008-09:** Appeared in 48 games for the Fargo Force of the newly-created USHL...Earned a record of 26-15-4 with three shutouts...Named to the USHL's Western Division All-Star Team...Played for Team USA at the 2008 World Junior A Challenge, leading the team to the gold medal...Named the top goaltender in the tournament, posting a 4-0 record, 1.75 GAA and a .933 SV%...**2007-08:** Played out his junior year at Roseau High School in Minnesota...Compiled a 27-2-0 record, including 12 shutouts, a 1.10 GAA and a .936 SV%...Was quarterback on the football team and shortstop on the baseball club.



LUCAS LESSIO

LW

Height: 6'1" Weight: 212 Shoots: Left
 Born: Jan. 23, 1993, Maple, Ontario
 Drafted: Phoenix's 3rd choice (2nd round, 56th overall) in the 2011 Entry Draft

SEASON	TEAM	LEAGUE	GP	REGULAR SEASON				GP	PLAYOFFS			
				G	A	PTS	PIM		G	A	PTS	PIM
2009-10	St. Michael's	CCHL	41	30	42	72	87	5	0	3	3	10
2010-11	Oshawa	OHL	66	27	27	54	66	10	5	4	9	6
2011-12	Oshawa	OHL	66	34	28	62	71	6	3	2	5	6
2012-13	Oshawa	OHL	35	19	15	34	38	9	1	2	3	20
	Portland	AHL	5	1	1	2	4	3	0	2	2	0
2013-14	Portland	AHL	69	29	25	54	63	-	-	-	-	-
	Phoenix	NHL	3	0	0	0	2	-	-	-	-	-

CAREER NOTES: 2013-14: Made the Coyotes roster out of training camp and skated in three NHL games...Played in his NHL debut on Oct. 3 versus the New York Rangers... Recorded 29-25-54 and 63 PIM in 69 games with Portland (AHL)...Established professional career highs in games played, goals, assists, points and PIM...Led the Pirates in goals and ranked second on the team in total points...Scored two goals versus Worcester on Nov. 8...Tallied 2-1-3 at Manchester on Dec. 26...Notched 2-1-3 versus St. John's on Feb. 18...Recorded a hat trick (3-0-3) against Manchester on Apr. 5...Collected 13 multi-point games...Had a four-game point streak (2-3-5) from Jan. 6-11...Recorded a four-game point streak (3-2-5) from Mar. 14-26...**2012-13:** Made his professional debut with Portland on Apr. 14 vs. Hershey...Skated in five games with the Pirates, totaling 1-1-2 and four PIM...Scored his first professional goal and assist (1-1-2) on Apr. 16 at Bridgeport...Made his AHL postseason debut, registering 0-2-2 in three games vs. Syracuse...Began the year with Oshawa (OHL) as an alternate captain...Recorded 19-15-34 and 38 PIM in 35 games...Had a five-game assist streak (1-5-6) from Feb. 18-27...Notched a seven-game point streak (3-5-8) from Feb. 18-Mar. 3...Tallied eight multi-point games...Registered a hat trick (3-0-3) on Mar. 17 vs. Sudbury...**2011-12:** Played in 66 games with Oshawa...Notched 34-28-62 and 71 PIM...Set OHL career highs in goals, assists and points...Tied for the team lead in goals and ranked second in points...Contributed 3-2-5 and six PIM in six postseason contests...Finished second among all Generals in postseason goals and tied for second in points...**2010-11:** Named to the OHL First All-Rookie Team...Made his OHL debut with Oshawa...Played in 66 games with the Generals, registering 27-27-54 and 66 PIM...Finished fifth on the team in scoring...Added 5-4-9 and six PIM in 10 postseason games...**2009-10:** Appeared in 41 games with St. Michael's (CCHL), recording 30-42-72 and 87 PIM...Added 0-3-3 and 10 PIM in five postseason games...Skated in six games with Canada Ontario U17 (WHC-17), totaling 2-3-5 and four PIM.

**MARK LOUIS****D**

Height: 6'4" **Weight:** 225 lbs. **Shoots:** Right
Born: Apr. 18, 1987, Ponoka, Alberta
Acquired: Signed as a free agent, Apr. 30, 2012
Drafted: Not Drafted

SEASON	TEAM	LEAGUE	REGULAR SEASON					PLAYOFFS				
			GP	G	A	PTS	PIM	GP	G	A	PTS	PIM
2003-04	Brandon	WHL	39	0	1	1	18	-	-	-	-	-
2004-05	Brandon	WHL	66	2	10	12	94	12	0	2	2	12
2005-06	Brandon	WHL	58	1	7	8	61	6	0	0	0	4
2006-07	Brandon	WHL	72	2	6	8	113	11	0	0	0	8
2007-08	Brandon	WHL	6	0	2	2	15	-	-	-	-	-
	Red Deer	WHL	62	5	14	19	78	-	-	-	-	-
2008-09	St. Francis Xavier	CIS	3	0	0	0	8	-	-	-	-	-
2009-10	St. Francis Xavier	CIS	11	0	2	2	36	8	0	0	0	14
2010-11	St. Francis Xavier	CIS	27	1	1	2	48	12	0	1	1	10
2011-12	St. Francis Xavier	CIS	25	1	4	5	47	3	0	0	0	18
	Portland	AHL	23	0	4	4	72	-	-	-	-	-
2012-13	Portland	AHL	61	0	3	3	111	2	0	0	0	0
2013-14	Portland	AHL	56	1	4	5	89	-	-	-	-	-

CAREER NOTES: 2013-14: Appeared in 56 games with Portland (AHL)...Totaled 1-4-5 and 89 PIM...Scored his first career professional goal against St. John's on Jan. 6...Set a new AHL career high for points in a season...Finished third among all Pirates in PIM...Tallied 0-3-3 versus Hartford on Mar. 2...**2012-13:** Played in 61 games with Portland and had three assists and 111 PIM...Ranked third on the team in PIM...Made his AHL postseason debut, skating in two games...**2011-12:** Appeared in 23 games with Portland...Made his professional debut at Connecticut on Feb. 24...Collected four assists and 72 PIM...Played 25 games for St. Francis Xavier (Canadian Interuniversity Sport), recording 1-4-5 and 47 PIM...**2008-11:** Appeared in 91 total career games with the X-Men, recording 2-9-11 and 195 PIM...**2003-08:** Appeared in 303 career games in the Western Hockey League (WHL), registering 10-40-50 and 379 PIM with the Brandon Wheat Kings (2003-04 through 2007-08) and Red Deer Rebels (2007-08).

**JORDAN MARTINOOK****C**

Height: 6'1" **Weight:** 203 **Shoots:** Left
Born: July 25, 1992, Leduc, Alberta
Drafted: Phoenix's 2nd choice (2nd round, 58th overall) in the 2012 Entry Draft

SEASON	TEAM	LEAGUE	REGULAR SEASON					PLAYOFFS				
			GP	G	A	PTS	PIM	GP	G	A	PTS	PIM
2008-09	Drayton Valley	AJHL	2	0	0	0	0	-	-	-	-	-
2009-10	Drayton Valley	AJHL	59	21	19	40	48	-	-	-	-	-
2010-11	Vancouver	WHL	72	11	17	28	67	4	1	0	1	8
2011-12	Vancouver	WHL	72	40	24	64	80	6	3	6	9	2
2012-13	Portland	AHL	53	9	10	19	30	3	0	1	1	0
2013-14	Portland	AHL	67	14	16	30	48	-	-	-	-	-

CAREER NOTES: 2013-14: Recorded 14-16-30 and 48 PIM in 67 games with Portland (AHL)...Set AHL career highs in games, goals, assists and points...Finished tied for fourth on the team in goals...**2012-13:** Made his professional debut with Portland...Skated in 53 games with the Pirates, registering 9-10-19 and 30 PIM...Notched his first professional point (assist) on Nov. 25 at Manchester...Scored his first professional goal on Dec. 8 at Wilkes-Barre Scranton...Made his professional postseason debut, recording 0-1-1 in three postseason games with Portland...**2011-12:** Appeared in 72 games with Vancouver (WHL)...Collected 40-24-64 and 80 PIM...Ranked second on the team in goals and third in points...Set career highs in goals, assists and points...Recorded a hat trick (3-0-3) on Oct. 28 at Prince George...Registered a hat trick (3-0-3) on Dec. 9 vs. Portland...Notched a hat trick (3-1-4) on Mar. 16 vs. Kelowna...Collected 15 multi-point games...**2010-11:** Made his WHL debut with Vancouver...Played in a career-high 72 games, totaling 11-17-28 and 67 PIM...Made his WHL postseason debut...Notched 1-0-1 and eight PIM in four postseason contests...**2009-10:** Skated in 59 games with Drayton Valley (AJHL), recording 21-19-40 and 48 PIM...Led the team in goals and ranked third in assists and points...**2008-09:** Appeared in two games with Drayton Valley.



MIKE MCKENNA

G

Height: 6'2"

Weight: 190 lbs.

Catches: Left

Born: Apr. 11, 1983, St. Louis, Missouri

Acquired: Signed as a free agent on July 1, 2014

Drafted: Nashville's 4th choice (6th round, 172nd overall) in the 2002 Entry Draft

SEASON	TEAM	LEAGUE	GP	MIN	GA	SO	SV%	GAA	W-L-OTL	PLAYOFFS						
										GP	MIN	GA	SO	SV%	GAA	W-L-OTL
2001-02	St. Lawrence	ECAC	20	1122	59	0	.898	3.16	7-10-1	-	-	-	-	-	-	-
2002-03	St. Lawrence	ECAC	13	618	38	0	.897	3.69	1-7-2	-	-	-	-	-	-	-
2003-04	St. Lawrence	ECAC	27	1475	60	3	.917	2.44	9-10-3	-	-	-	-	-	-	-
2004-05	St. Lawrence	ECAC	35	2022	92	3	.908	2.73	15-17-2	-	-	-	-	-	-	-
2005-06	Las Vegas	ECHL	25	1383	49	1	.923	2.13	19-2-1	4	173	9	0	.905	3.12	1-1-0
	Norfolk	AHL	7	388	25	0	.883	3.86	4-2-1	-	-	-	-	-	-	-
2006-07	Las Vegas	ECHL	38	2258	83	5	.927	2.21	27-4-7	6	358	15	0	.913	2.51	3-3-0
	Milwaukee	AHL	1	11	3	0	.250	15.72	0-0-0	-	-	-	-	-	-	-
	Omaha	AHL	2	96	6	0	.889	3.74	0-1-0	-	-	-	-	-	-	-
2007-08	Portland	AHL	41	2269	103	3	.908	2.72	24-13-1	6	320	18	0	.886	3.38	2-4-0
2008-09	Norfolk	AHL	24	1315	65	1	.904	2.97	11-10-1	-	-	-	-	-	-	-
	Tampa Bay	NHL	15	776	46	1	.887	3.56	4-8-1	-	-	-	-	-	-	-
2009-10	Lowell	AHL	50	2891	119	3	.921	2.47	24-17-6	5	317	17	0	.902	3.22	1-4-0
2010-11	Albany	AHL	39	2062	124	1	.886	3.61	14-20-2	-	-	-	-	-	-	-
	New Jersey	NHL	2	118	6	0	.893	3.05	0-1-0	-	-	-	-	-	-	-
2011-12	Binghamton	AHL	41	2196	109	0	.918	2.98	14-22-1	-	-	-	-	-	-	-
2012-13	Peoria	AHL	39	2307	93	4	.923	2.42	19-18-1	-	-	-	-	-	-	-
2013-14	Springfield	AHL	36	2106	89	3	.910	2.54	22-10-1	5	245	14	0	.907	3.43	2-2-0
	Columbus	NHL	4	219	11	0	.904	3.01	1-1-1	-	-	-	-	-	-	-

CAREER NOTES: 2013-14: Played in four games with Columbus (NHL), posting a 1-1-1 record, .904 SV% and a 3.01 GAA...Won his final NHL start of the season by stopping 30 of 33 shots at Carolina on Dec. 23...Made his Blue Jackets debut on Dec. 12 against the New York Rangers...Appeared in 36 games with Springfield (AHL)...Registered a 22-10-1 record, 2.54 GAA, .910 SV% and three shutouts...Stopped 15 shots in shutout over Hartford on Nov. 23...Notched 26 saves in shutout versus Portland on Nov. 30...Tallied 25 saves in shutout versus Albany on Feb. 4...Finished with a .907 SV% and a 3.43 GAA in five Calder Cup Playoff games...Was named CCM/AHL Goaltender of the Month for November (4-1-0, 1.16 GAA, .950 SV% and two shutouts)...**2012-13:** Went 19-18-1 with a 2.42 GAA and a .923 SV% in 39 appearances with Peoria (AHL)...Ranked 6th in SV% and 15th in GAA in the AHL...Finished tied with the fourth-most shootout wins (5) in the AHL...**2011-12:** Appeared in 41 games with Binghamton (AHL)...Registered a 2.98 GAA and a .918 SV%...**2010-11:** Played in two games with New Jersey (NHL)...Went 0-1-0 with a 3.05 GAA and an .893 SV% with the Devils...Recorded a 14-20-2 mark with a 3.61 GAA and an .886 SV% in 39 contests with Albany (AHL)...**2009-10:** Registered a 24-17-6 record along with a .921 SV%, a 2.47 GAA and three shutouts in 50 games with Lowell (AHL)...Established a new AHL career-high for games in a season...Tied his AHL career mark for wins in a season...Played in five Calder Cup playoff games, finishing with a .902 SV% and a 3.22 GAA...**2008-09:** Appeared in an NHL career-high 15 games for Tampa Bay...Notched a 4-8-1 record with a 3.56 GAA and an .887 SV%...Made his NHL debut on Feb. 3 at the New York Islanders...Earned his first career NHL win and his first career shutout by stopping 28 shots versus the Islanders on Feb. 7...Recorded 33 saves on 34 shots faced in win over Columbus on Mar. 24...Registered a 2.97 GAA, .904 SV% and an 11-10-1 record in 24 games with Norfolk (AHL)...**2007-08:** Appeared in a then AHL career-high 41 contests with Portland (AHL), collecting a 24-13-1 mark with a 2.72 GAA and a .908 SV%...Tied his AHL career-high for wins in a season...**2006-07:** Spent the majority of the season with Las Vegas (ECHL), posting a 27-4-7 record with a 2.21 GAA and a .927 SV% in 38 games...His 27 wins are a professional career high...Named to the ECHL Second-All-Star Team...Appeared in one game with Milwaukee (AHL) and two contests with Omaha (AHL)...**2005-06:** In his first season with Las Vegas, finished with a 19-2-1 record, a 2.13 GAA and a .923 SV% in 25 games...Made his AHL debut with Norfolk, playing in seven games with a 4-2-1 mark...Played in his AHL debut on Jan. 22 against Philadelphia...**2001-02 – 2004-05:** Played in 95 career games with St. Lawrence...Finished his collegiate career with 32 wins, a 2.85 GAA and a .907 SV%.

**PATRICK MCNEILL****D****Height:** 6'0"**Weight:** 195 lbs.**Shoots:** Left**Born:** March 17, 1987, Strathroy, Ontario**Acquired:** Signed as a free agent, July 5, 2014**Drafted:** Washington's 4th choice (4th round, 118th overall) in the 2005 Entry Draft

SEASON	TEAM	LEAGUE	REGULAR SEASON					PLAYOFFS				
			GP	G	A	PTS	PIM	GP	G	A	PTS	PIM
2003-04	Saginaw	OHL	57	3	11	14	28	-	-	-	-	-
2004-05	Saginaw	OHL	66	7	26	33	31	-	-	-	-	-
2005-06	Saginaw	OHL	68	21	56	77	64	4	1	3	4	6
2006-07	Saginaw	OHL	58	22	36	58	49	6	3	2	5	6
2007-08	South Carolina	ECHL	19	5	11	16	16	5	0	2	2	4
	Hershey	AHL	48	1	13	14	16	2	0	0	0	0
2008-09	Hershey	AHL	46	3	15	18	20	10	0	3	3	4
2009-10	Hershey	AHL	62	8	27	35	36	11	3	3	6	2
2010-11	Hershey	AHL	51	7	20	27	30	6	1	2	3	4
2011-12	Hershey	AHL	71	10	31	41	32	2	1	1	2	2
2012-13	Hershey	AHL	47	4	13	17	16	-	-	-	-	-
2013-14	Springfield	AHL	63	11	26	37	46	5	0	4	4	2

CAREER NOTES: 2013-14: Skated in 63 games with Springfield (AHL), totaling 11-26-37 and 46 PIM...Established a new AHL career high in goals...Finished first on the team in defenseman goals and second in defenseman scoring...Ranked tied for third among all Falcons in assists...Posted 2-1-3 against WB/Scranton on Dec. 11...Had 1-2-3 versus Bridgeport on Dec. 28...Scored two goals versus St. John's on Mar. 23...Notched nine multi-point games...Collected 0-4-4 and two PIM in five Calder Cup playoff games...tallied three assists against Providence on Apr. 29...**2012-13:** Registered 4-13-17 and 16 PIM in 47 games with Hershey (AHL)...Collected three assists against Binghamton on Feb. 22...**2011-12:** Appeared in a career-high 71 games with Hershey...Posted 10-31-41 and 32 PIM...His 31 assists and 41 points were also AHL career bests...Led the Bears in defenseman total scoring and assists...Had three assists on Oct. 14 at Norfolk...Extended his point streak to four games with a goal on Nov. 26 versus Lake Erie...Scored two goals on Jan. 8 versus Rochester...Registered 1-1-2 and set a new career high for points in a season (36) on Mar. 18 at Albany...Recorded his 40th point of the season, an assist, on Apr. 13 at Portland...Notched 1-1-2 and two PIM in two postseason contests...**2010-11:** Skated in 51 games with Hershey, totaling 7-20-27 and 30 PIM...Posted 1-2-3 on Mar. 19 versus Portland...Tallied two assists Mar. 26 vs. Albany...Had 1-2-3 against Norfolk on Apr. 2...Registered 1-2-3 in six Calder Cup playoff games...**2009-10:** Appeared in 62 games with Hershey...Set then career highs in goals (8), assists (27) and points (35)...Finished second on the team in defenseman scoring...Earned a career-best four point night (1-3-4) versus WB/Scranton on Jan. 16...Totaled 3-3-6 in 11 Calder Cup Playoff games...Helped the Bears win their second consecutive Calder Cup Championship...Scored two goals in the Calder Cup clinching Game 6 vs. Texas on June 14...**2008-09:** Registered 3-15-18 and 20 PIM in 46 games with Hershey...Added 0-3-3 in 10 Calder Cup playoff games...**2007-08:** Skated in 48 games with Hershey...Collected 1-13-14 and 16 PIM in his first AHL season...Made his AHL debut and recorded his first professional point (assist) on Nov. 7 at Norfolk...Earned his first career AHL multi-point game (0-2-2) on Nov. 23 at Philadelphia...Scored his first AHL goal on Dec. 28 at Norfolk...Made his AHL postseason debut, skating in two games against WB/Scranton...Also appeared in 19 contests with South Carolina (ECHL), tallying 5-11-16 and 16 PIM...Had two assists in five postseason games with the Stingrays...**2003-07:** Played in 249 career regular season games with Saginaw (OHL)...Completed his junior career with 53-129-182 and 172 PIM...Named to the OHL Third All-Star team in 2006-07...His 77 points in 2005-06 earned him OHL Most Points by a Defenseman honors.

**JAMES MELINDY****D****Height:** 6'3"**Weight:** 202**Shoots:** Right**Born:** Dec. 11, 1993, St. John's, Newfoundland**Drafted:** Phoenix's 3rd choice (3rd round, 88th overall) in the 2012 Entry Draft

SEASON	TEAM	LEAGUE	REGULAR SEASON					PLAYOFFS				
			GP	G	A	PTS	PIM	GP	G	A	PTS	PIM
2010-11	Moncton	QMJHL	40	4	1	5	17	5	0	0	0	0
2011-12	Moncton	QMJHL	61	9	18	27	74	4	2	1	3	12
2012-13	Moncton	QMJHL	67	4	20	24	90	5	0	0	0	4
	Portland	AHL	2	0	0	0	0	-	-	-	-	-
2013-14	Portland	AHL	38	2	0	2	34	-	-	-	-	-

CAREER NOTES: 2013-14: Played in an AHL career-high 38 games with Portland (AHL)...Tallied 2-0-2 and 34 PIM...Scored his first professional goal Dec. 21 versus Providence...**2012-13:** Started the season with Moncton (QMJHL)...Skated in 67 games with the Wildcats, totaling 4-20-24 and 90 PIM...Ranked third among Moncton defensemen in assists...Finished with a plus-13 rating...Made his professional/AHL debut with Portland on Apr. 20 vs. Connecticut...**2011-12:** Appeared in 61 games with Moncton...Recorded 9-18-27 and 74 PIM...Led all Wildcats defensemen in assists...Scored his first career postseason goal on Mar. 23 at Halifax...**2010-11:** Played in 40 games with Moncton, registering 4-1-5 and 17 PIM...Scored his first goal on Oct. 29 vs. Acadie-Bathurst...Made his QMJHL postseason debut.

**DAN O'DONOGHUE****LW**

Height: 6'5" **Weight:** 207 **Shoots:** Left
Born: Jan. 28, 1991, Port Jefferson, New York
Acquired: Signed as a free agent, April 11, 2014
Drafted: Not Drafted

SEASON	TEAM	LEAGUE	REGULAR SEASON					PLAYOFFS				
			GP	G	A	PTS	PIM	GP	G	A	PTS	PIM
2010-11	Mercyhurst	AHA	37	10	10	20	22	-	-	-	-	-
2011-12	Mercyhurst	AHA	39	8	12	20	39	-	-	-	-	-
2012-13	Mercyhurst	AHA	41	12	24	36	33	-	-	-	-	-
2013-14	Mercyhurst	AHA	38	15	28	43	41	-	-	-	-	-
	Portland	AHL	3	0	0	0	0	-	-	-	-	-

CAREER NOTES: 2013-14: Skated in three games with Portland (AHL)...Made his professional debut on Apr. 13 versus Norfolk...Signed a two-year entry-level contract with Arizona on Apr. 12...Registered 15-28-43 and 41 PIM in 38 games with Mercyhurst (NCAA)...Finished tied for the team lead in scoring...Led Mercyhurst in assists and ranked tied for second in goals...Set career highs in goals, assists, points and PIM...Tallied three assists on Dec. 14 against Robert Morris to reach 100 career points...Finished his collegiate career with 45-74-119 in 155 career games...Named to the NCAA (AHA) Second All-Conference Team...Earned the AHA's Top Defensive Forward recognition...Became the fifth Laker in program history to sign an NHL contract...**2012-13:** Recorded 12-24-36 and 33 PIM in a career-high 41 games at Mercyhurst...Ranked third on the team in total points and second in assists...His three shorthanded goals tied for second most in the nation...Earned his first collegiate hat trick as part of a career-high 3-2-5 performance at Maine on Jan. 5... Named Atlantic Hockey Association Player of the Week on January 7... Was the Atlantic Hockey Association Player of the Month for January after scoring four goals and nine assists in eight January games...**2011-12:** Appeared in 39 games, posting 8-12-20 and 39 PIM...Named the team's Top Defensive Forward...Was AHA Co-Player of the Week after collecting 2-2-4 in series with Holy Cross on Jan. 20-21...**2010-11:** Played in all 37 games...Totalled 10-10-20 and 22 PIM...Finished second among Mercyhurst rookies in scoring...Scored two game-winning goals...Notched a plus-six rating...Scored first collegiate goal and finished with 2-1-3 on Nov. 5 at Air Force.

**BRENDAN PERLINI****C**

Height: 6'2" **Weight:** 212 **Shoots:** Left
Born: April 27, 1996, Guildford, England
Drafted: Arizona's 1st choice (1st round, 12th overall) in the 2014 Entry Draft

SEASON	TEAM	LEAGUE	REGULAR SEASON					PLAYOFFS				
			GP	G	A	PTS	PIM	GP	G	A	PTS	PIM
2012-13	Barrie	OHL	32	1	1	2	4	-	-	-	-	-
	Niagara	OHL	27	7	3	10	4	5	1	2	3	4
2013-14	Niagara	OHL	58	34	37	71	36	7	0	1	1	6

CAREER NOTES: 2013-14: Signed a three-year entry-level contract with Arizona on July 18...Skated in 58 games with Niagara (OHL), recording 34-37-71 and 36 PIM...Led the IceDogs in goals and finished second on the team in assists and points...Established career highs in goals, assists and points...Had 22 multi-point games...Posted 2-1-3 against Belleville on Sept. 28...Tallied a hat trick and 3-2-5 versus Owen Sound on Oct. 10...Notched 2-1-3 against North Bay on Oct. 14...Had three consecutive three-point games (4-5-9) from Dec. 13-20...Recorded a hat trick (3-0-3) at Kitchener on Jan. 10...Posted 2-1-3 versus North Bay on Feb. 22...Registered an 11-game point streak (9-15-24), earning at least a point in every October game...Had a five-game point streak (3-3-6) from Mar. 1-11...Totalled 0-1-1 and six PIM in seven postseason games...**2012-13:** Began the season with Barrie (OHL)...Recorded 1-1-2 and four PIM in 32 games...Traded to Niagara on Jan. 10...Appeared in 27 games with the IceDogs, collecting 7-3-10 and four PIM in 27 contests...Scored two goals versus Peterborough on Jan. 19...Posted 1-2-3 and four PIM in five playoff games...Scored his first career OHL postseason goal against Oshawa on Mar. 24.



DYLAN REESE

D

Height: 6'1"

Weight: 205 lbs

Shoots: Right

Born: Aug. 29, 1984, Pittsburgh, Pennsylvania

Acquired: Signed as a free agent, July 1, 2014

Drafted: New York Rangers' 9th choice (7th round, 209th overall) in the 2003 Entry Draft

SEASON	TEAM	LEAGUE	REGULAR SEASON					PLAYOFFS				
			GP	G	A	PTS	PIM	GP	G	A	PTS	PIM
2003-04	Harvard	ECAC	21	1	4	5	18	-	-	-	-	-
2004-05	Harvard	ECAC	34	7	12	19	44	-	-	-	-	-
2005-06	Harvard	ECAC	33	4	15	19	36	-	-	-	-	-
2006-07	Harvard	ECAC	33	9	9	18	26	-	-	-	-	-
	Hartford	AHL	10	0	4	4	12	2	0	0	0	2
2007-08	San Antonio	AHL	59	1	6	7	49	3	1	1	2	4
2008-09	San Antonio	AHL	75	1	27	28	64	-	-	-	-	-
2009-10	Syracuse	AHL	51	4	18	22	31	-	-	-	-	-
	Bridgeport	AHL	1	1	1	2	0	5	1	3	4	0
	New York Islanders	NHL	19	2	2	4	14	-	-	-	-	-
2010-11	Bridgeport	AHL	37	4	14	18	30	-	-	-	-	-
	New York Islanders	NHL	27	0	6	6	15	-	-	-	-	-
2011-12	Bridgeport	AHL	27	2	13	15	12	-	-	-	-	-
	New York Islanders	NHL	28	1	6	7	11	-	-	-	-	-
2012-13	Wilkes-Barre Scranton	AHL	66	8	17	25	34	5	0	1	1	2
	Pittsburgh	NHL	3	0	0	0	0	-	-	-	-	-
2013-14	Amur Khabarovsk	KHL	45	2	5	7	20	-	-	-	-	-

CAREER NOTES: **2013-14:** Skated in 45 games with Amur Khabarovsk (KHL), totaling 2-5-7 and 20 PIM... **2012-13:** Appeared in three games with Pittsburgh (NHL)... Made his Penguins debut on Feb. 7 versus Washington... Played in 66 games with Wilkes-Barre Scranton (AHL) as an assistant captain... Collected 8-17-25 and 34 PIM... Led the team in defenseman goals and total points... Had a four-game point streak (1-4-5) from Nov. 21 - Dec. 1... Scored two goals versus Providence on Mar. 29... Added 0-1-1 in five postseason games... **2011-12:** Registered 2-13-15 with 12 PIM in 27 games for Bridgeport (AHL) as an alternate captain... Skated in 28 games with the New York Islanders (NHL), posting 1-6-7 and 11 PIM... Made his season debut with the Islanders on Dec. 2... Tallied two assists at Pittsburgh on Mar. 27... **2010-11:** Collected 4-14-18 and 30 PIM in 37 games with Bridgeport... Appeared in 27 contests with the Islanders, finishing with 0-6-6 and 15 PIM... Made his season debut with New York on Nov. 17 versus Tampa Bay... Notched three assists versus the New York Rangers on Mar. 31... **2009-10:** Spent the majority of the season with Syracuse (AHL)... Totaled 4-18-22 and 31 PIM in 51 games with the Crunch... Traded to the Islanders on Mar. 1... Posted 1-1-2 in one regular season game with Bridgeport... Added 1-3-4 in five playoff games with the Tigers... Registered 2-2-4 with 14 PIM in 19 games for New York... Made his NHL debut on Mar. 4 at Atlanta... Scored his first career NHL goal at Vancouver on Mar. 16... Had a three-game point streak (1-2-3) from Apr. 1 - 6... **2008-09:** Recorded 1-27-28 and 64 PIM in a career-high 75 games for San Antonio (AHL)... Ranked fourth overall and first among Rampage defensemen in assists... **2007-08:** Earned 1-6-7 with 49 PIM in 59 games for San Antonio... Scored the first professional goal of his career Mar. 7 versus Rochester... Totaled 1-1-2 with four PIM in three postseason games... **2006-07:** Served as Harvard's captain during his final collegiate season... Finished with 9-9-18 and 26 PIM in 33 games... Made his professional debut with Hartford (AHL) on Mar. 17 at Springfield... Notched his first professional point (assist) Mar. 28 versus Bridgeport Sound... Made his AHL postseason debut, skating in two Calder Cup Playoff games against Providence... **2003-07:** Played collegiately at Harvard... Finished with 21-40-61 in 121 career games... Helped the Crimson Tide win NCAA (ECAC) Championships in 2003-04 and 2005-06.



TOBIAS RIEDER

RW

Height: 5'11"

Weight: 185 lbs.

Shoots: Left

Born: Jan. 10, 1993, Landshut, Germany

Acquired: From Edmonton in exchange for Kale Kessy, Mar. 29, 2013

Drafted: Edmonton's 7th choice (4th round, 114th overall) in the 2011 Entry Draft

SEASON	TEAM	LEAGUE	REGULAR SEASON					PLAYOFFS				
			GP	G	A	PTS	PIM	GP	G	A	PTS	PIM
2008-09	EV Landshut U18	DNL	36	28	24	52	18	9	6	8	14	10
2009-10	EV Landshut U18	DNL	5	6	3	9	25	4	5	1	6	2
	EV Landshut	Germany2	45	10	13	23	28	6	0	0	0	0
2010-11	Kitchener	OHL	65	23	26	49	35	7	0	2	2	4
2011-12	Kitchener	OHL	60	42	43	85	25	16	13	14	27	4
2012-13	Kitchener	OHL	52	27	29	56	12	9	2	10	12	4
2013-14	Portland	AHL	64	28	20	48	10	-	-	-	-	-

CAREER NOTES: **2013-14:** Skated in 64 games with Portland (AHL), recording 28-20-48 and 10 PIM... Made his professional debut and scored two goals on Oct. 9 versus Manchester... Notched 2-1-3 on Feb. 27 versus Worcester... Had 11 multi-point games... Ranked third among all Pirates in total points and second in goals... Recorded a five-game point streak (4-3-7) from Mar. 26 to Apr. 2... Played in seven games (1-0-1) with Germany at the IIHF World Championship... **2012-13:** Appeared in 52 games with Kitchener (OHL) as an Assistant Captain, recording 27-29-56 and 12 PIM... Led the team in points and ranked second in goals and assists... Registered 2-10-12 and four PIM in nine postseason games with the Rangers... Ranked first on the team in points and fifth in goals... Notched a five-game goal streak (8-2-10) from Feb. 1 - 10... Registered a 12-game point streak (14-5-19) from Jan. 13 - Feb. 10... Collected 16 multi-point games... Recorded a hat trick (3-1-4) on Feb. 3 vs. Erie... **2011-12:** Skated in 60 games with Kitchener, totaling 42-43-85 and 25 PIM... Led the Rangers in points and goals... Ranked third on the team in assists... Named OHL Playoff Player of the Week for Apr. 16 - 22 after collecting 4-3-7 in three games... Recorded 27 multi-point games... **2010-11:** Made his OHL debut with Kitchener... Appeared in 65 games, registering 23-26-49 and 35 PIM... Ranked sixth on the team in points and fifth in goals... Notched 0-2-2 and four PIM in seven postseason games... Scored his first OHL goal in his first OHL multi-point game (1-2-3) vs. Saginaw on Sept. 24... **2009-10:** Played in five games with EV Landshut U18, recording 6-3-9 and 25 PIM... Skated in four postseason games with the team, totaling 5-1-6 and two PIM... Notched 10-13-23 and 28 PIM in 45 games with EV Landshut (Germany 2)... Played for Germany at the 2010 U20 World Junior Championship (D1), scoring four goals and adding two assists for six points in five games... Also played for Germany at the 2010 U18 World Junior Championship (D1), scoring six goals and adding one assist for seven points in five games... **2008-09:** Registered 28-24-52 and 18 PIM in 36 games with EV Landshut U18... Added 6-8-14 and 10 PIM in nine postseason games... Played for Germany in five games at the 2009 World U17 Hockey Challenge... Also played for Germany at the 2009 U18 World Junior Championship, scoring one goal and adding three assists for four points in six games.

**HENRIK SAMUELSSON****C/W****Height:** 6'3"**Weight:** 210 lbs.**Shoots:** Right**Born:** Feb. 7, 1994, Scottsdale, Arizona**Drafted:** Phoenix's 1st choice (1st round, 27th overall) in the 2012 Entry Draft


SEASON	TEAM	LEAGUE	GP	REGULAR SEASON				PIM	PLAYOFFS				
				G	A	PTS	PIM		GP	G	A	PTS	PIM
2010-11	U.S. NTDP	USHL	27	4	7	11	78		-	-	-	-	-
2011-12	Modo	Sweden	15	0	2	2	12		-	-	-	-	-
	Edmonton	WHL	28	7	16	23	42		17	4	10	14	20
2012-13	Edmonton	WHL	69	33	47	80	97		22	11	8	19	43
2013-14	Edmonton	WHL	65	35	60	95	97		21	8	15	23	51

CAREER NOTES: 2013-14: Skated in 65 games with Edmonton (WHL), registering 35-60-95 and 97 PIM...Set career highs in goals, assists and points...Led the Oil Kings in assists and total points...Ranked ninth in the WHL in scoring and fifth in assists...Had a nine-game point streak (6-11-17) from Feb. 17 – Mar. 4...Tallied 26 multi-point games...Had multiple points in six consecutive games from Sept. 27–Oct. 9...Posted a six-game point streak (4-3-7) from Oct. 19–Nov. 3...Recorded an eight game point streak (7-9-16) from Dec. 10–Jan. 4...Notched 1-3-4 versus Calgary on Sept. 20...Registered a hat trick (3-0-3) versus Lethbridge on Dec. 13...Had four assists versus Seattle on Jan. 4...Posted 4-1-5 against Prince George on Jan. 17...Tallied 2-2-4 versus Lethbridge on Feb. 17...Notched 2-2-4 against Red Deer on Mar. 15...Finished with 8-15-23 and 51 PIM in 21 postseason games...Led Edmonton in postseason points and assists...Helped the Oil Kings win the WHL Championship...Added 4-4-8 in five Memorial Cup games including 2-3-5 in Edmonton's 6-3 win over Guelph to clinch the Memorial Cup Championship...Was the tournament's leading scorer and won the Memorial Cup Most Points 'Ed Chynoweth' Award...Named to the Memorial Cup All-Star Team...**2012-13:** Appeared in a career-high 69 games with Edmonton, recording 33-47-80 and 97 PIM...Established career highs in goals, assists, and points...Finished third on the Oil Kings in points and goals...Recorded 11-8-19 and 43 PIM in 22 postseason games...Ranked second on the team in postseason goals...Notched an 11-game point streak (7-14-21) from Jan. 20-Feb. 8...Registered an eight-game point streak (3-7-10) from Nov. 9-30...Totaled 22 multi-point games...Registered a hat trick (3-1-4) on Dec. 31 vs. Brandon...Tallied 1-3-4 on Jan. 27 vs. Lethbridge...**2011-12:** Made his WHL debut with Edmonton...Skated in 28 games with the Oil Kings, collecting 7-16-23 and 42 PIM...Scored his first WHL goal on Jan. 14 vs. Kootenay...Helped Edmonton win the WHL Championship...Posted 4-10-14 and 20 PIM in 17 postseason games...Named to the CHL Memorial Cup All-Star Team...Played in 15 games with MODO (SHL), collecting 0-2-2 and 12 PIM...Recorded 4-5-9 and 22 PIM in 16 games with MODO J20 (SuperElit)...Skated in three games with MODO J18 (J18 Elit), recording 4-1-5 and eight PIM...**2010-11:** Registered 4-7-11 and 78 PIM in 27 games with the U.S. NTDP (USHL).

**BRENDAN SHINNIMIN****C****Height:** 5'10"**Weight:** 185**Shoots:** Left**Born:** Jan. 7, 1991, Winnipeg, Manitoba**Acquired:** Signed as a free agent, Mar. 2, 2012**Drafted:** Not Drafted

SEASON	TEAM	LEAGUE	GP	REGULAR SEASON				PIM	PLAYOFFS				
				G	A	PTS	PIM		GP	G	A	PTS	PIM
2007-08	Tri-City	WHL	4	0	0	0	0		-	-	-	-	-
	Selkirk	MJHL	51	7	19	26	38		-	-	-	-	-
2008-09	Tri-City	WHL	64	12	13	25	69		11	0	5	5	16
2009-10	Tri-City	WHL	70	27	55	82	82		22	8	17	25	29
2010-11	Tri-City	WHL	60	34	62	96	84		10	4	7	11	16
2011-12	Tri-City	WHL	69	58	76	134	82		15	7	16	23	28
2012-13	Portland	AHL	74	12	21	33	77		1	0	1	1	0
2013-14	Portland	AHL	52	13	15	28	31		-	-	-	-	-

CAREER NOTES: 2013-14: Skated in 52 games with Portland (AHL), recording 13-15-28 and 31 PIM...His 13 goals were an AHL career high...Tallied three two-goal games...**2012-13:** Made his AHL debut and played in 74 games with Portland, recording 12-21-33 and 77 PIM...Led the Pirates in games played...Scored his first professional goal on Oct. 20 at Manchester...Recorded his first professional multi-point game (1-2-3) on Nov. 2 vs. St. John's...Made his professional postseason debut, collecting 0-1-1 in one game...**2011-12:** Appeared in 69 games with Tri-City (WHL), recording 58-76-134...Set career highs in goals (58), assists (76), points (134) and plus-minus (plus-45)...Finished second among all WHL players in goals (58) and third in assists (76)...Scored 21 power play goals and seven shorthanded goals...His 134 points marks the highest point total for a WHL player since Pavel Brendl (Calgary) recorded 134 points during the 1998-99 season...Recorded points in 60 of 69 games...Finished the regular season on a 23-game point streak...Totaled 39 multi-point games...CHL and WHL Player of the Month (Feb), leading all scorers by producing an unprecedented 20-23-43 in 14 games...Bob Clarke Trophy Winner (WHL's leading regular season scorer)...Canadian Hockey League (CHL) Player of the Year...Also won the CHL's Top Scorer of the Year award - He is the first player to win both awards in the same year since Alexander Radulov in 2006, and Sidney Crosby in 2005...Produced 7-16-23, including three game-winning goals in 14 postseason games...Named the American's Playoff Most Valuable Player...Finished his career as the Americans' all-time leading postseason scorer (19-45-64)...**2010-11:** Appeared in 60 games with Tri-City, registering 34-62-96...Produced 4-7-11 in 10 WHL playoff games...**2009-10:** Appeared in 70 games with Tri-City, recording 27-55-82...In 22 postseason games, registered 8-17-25...**2008-09:** Played in 64 games in his first season with Tri-City...Notched 12-13-25...Collected five assists in 11 postseason contests...**2007-08:** Appeared in 51 games from Selkirk (MJHL), recording 7-19-26 and 38 PIM...Played four games with Tri-City.



VIKTOR TIKHONOV

LW

Height: 6'2"

Weight: 187 lbs.

Shoots: Right

Born: May 12, 1988, Riga, Latvia

Drafted: Phoenix's 2nd choice (1st round, 28th overall) in the 2008 Entry Draft

SEASON	TEAM	LEAGUE	REGULAR SEASON					PLAYOFFS				
			GP	G	A	PTS	PIM	GP	G	A	PTS	PIM
2005-06	Dmitrov	Russia-2	36	6	8	14	10	-	-	-	-	-
2006-07	Cherepovets	Russia	4	0	0	0	0	-	-	-	-	-
2007-08	Cherepovets	Russia	43	7	5	12	43	8	0	1	1	4
2008-09	Phoenix	NHL	61	8	8	16	20	-	-	-	-	-
	San Antonio	AHL	4	2	1	3	0	-	-	-	-	-
2009-10	San Antonio	AHL	18	2	6	8	12	-	-	-	-	-
	Cherepovets	KHL (Russia)	25	14	1	15	12	-	-	-	-	-
2010-11	San Antonio	AHL	60	10	23	33	26	-	-	-	-	-
2011-12	St. Petersburg SKA	KHL (Russia)	42	17	13	30	18	10	4	2	6	4
2012-13	St. Petersburg SKA	KHL (Russia)	39	12	15	27	16	15	10	8	18	20
2013-14	St. Petersburg SKA	KHL (Russia)	52	18	16	34	20	10	2	1	3	2

CAREER NOTES: 2013-14: Skated in 52 games with St. Petersburg SKA (KHL), totaling 18-16-34 and 34 PIM...Ranked second on the team in goals and fourth in total points...Registered 2-1-3 in 10 postseason games...Won a gold medal with Russia at the 2014 IIHF World Championship...Led all players in the World Championship in goals (8) and points (16)...**2012-13:** Appeared in 39 games with St. Petersburg SKA, recording 12-15-27...Played in 15 postseason games, totaling 10-8-18 and 20 PIM...Led the team in postseason points and goals...**2011-12:** Registered 17-13-30 in 42 games with St. Petersburg SKA...Appeared in 10 postseason games...Recorded 4-2-6 and four PIM...**2010-11:** Recorded 10-23-33 in 60 games with San Antonio (AHL)...Had six multi-point games...Registered a career-high 1-2-3 at Texas, Mar. 4...Collected 2-7-9 in 15 games in March...**2009-10:** Began the season with San Antonio (AHL)...Recorded 2-6-8 in 18 games...Loaned to Severstal Cherepovets of the Kontinental Hockey League (KHL) on Nov. 28...Appeared in 25 games for Cherepovets, recording 14 goals and one assist...His plus-11 rating led the team while his 14 goals ranked tied for second on the team...Upon the completion of the KHL season, was recalled to the Coyotes on Mar. 13...**2008-09:** Appeared in 61 games for the Coyotes as a rookie, recording 8-8-16 and 20 PIM...Ranked tied for second among Coyotes rookies in goals and third in points...Scored the shootout-deciding goal in the season finale vs. Anaheim, Apr. 11...Collected two assists vs. Dallas, Mar. 30...Notched a goal and an assist in win at Los Angeles, Feb. 21...Scored a goal in win vs. Atlanta, Feb. 19...Registered a season-high three points on two goals and an assist for his first multi-goal and multi-point game vs. Calgary, Feb. 14...Appeared in four games for San Antonio (AHL) after being activated from Injured Reserve on Feb. 9...Recorded 2-1-3 in four games with Rampage...Recalled to PHX, Feb. 9...Missed 10 games due to injury from Jan. 10 to Feb. 3...Scored the GWG in third period of a 3-2 win at Columbus, Nov. 26...Scored his first career NHL goal in win vs. San Jose, Nov. 9...Picked up his first NHL point (assist) in win vs. Pittsburgh, Oct. 30...Made his NHL debut vs. Columbus, Oct. 11...**2007-08:** Played in 43 games for Cherepovets (Russia), recording 7-5-12 and 43 PIM...Also appeared in eight playoff games, collecting one assist...Won a bronze medal with Team Russia at the 2008 IIHF World Junior Championship...Name Best Forward of the tournament and to the tournament's All-Star team after collecting 5-2-7 in seven games...**2006-07:** Played in four games for Cherepovets...**2005-06:** Appeared in 36 games for Dmitrov (Russia-2), collecting 6-8-14 and 10 PIM.



MARK VISENTIN

G

Height: 6'2"

Weight: 201

Catches: Left

Born: Aug. 7, 1992, Waterdown, Ontario

Drafted: Phoenix's 2nd choice (1st round, 27th overall) in the 2010 Entry Draft

SEASON	TEAM	LEAGUE	REGULAR SEASON							PLAYOFFS						
			GP	MIN	GA	SO	SV%	GAA	W-L-OTL	GP	MIN	GA	SO	SV%	GAA	W-L-OTL
2008-09	Niagara	OHL	23	1099	78	0	.871	4.26	5-11-3	-	-	-	-	-	-	-
2009-10	Niagara	OHL	55	3209	160	0	.911	2.99	24-26-5	5	305	18	0	.903	3.54	1-3-1
2010-11	Niagara	OHL	46	2714	114	4	.917	2.52	30-9-6	14	823	35	1	.929	2.55	9-4-1
2011-12	Niagara	OHL	42	2407	80	10	.926	1.99	30-9-2	20	1217	51	0	.915	2.51	13-7-0
2012-13	Portland	AHL	30	1669	83	2	.903	2.98	15-12-1	-	-	-	-	-	-	-
	Gwinnett	ECHL	1	60	2	0	.929	2.00	1-0-0	-	-	-	-	-	-	-
2013-14	Portland	AHL	45	2341	127	0	.902	3.25	14-19-6	-	-	-	-	-	-	-
	Phoenix	NHL	1	59	3	0	.906	3.05	0-1-0	-	-	-	-	-	-	-

CAREER NOTES: 2013-14: Stopped 29 of 32 shots versus San Jose on Apr. 12 in his NHL debut...Registered a 14-19-6 record with a 3.25 GAA and a .902 SV% in 45 games with Portland (AHL)...Set AHL career highs in games played...Led Pirates goaltenders in games played, wins, GAA and SV%...**2012-13:** Made his professional debut with Portland...Appeared in 30 games with the Pirates, recording a 15-12-1 record with a 2.98 GAA and a .903 SV%...Finished second among Portland goaltenders in wins...Named AHL Player of the Week on Jan. 6...Posted a 2-0-0 record with a 1.00 GAA and a .978 SV% in his two starts that week...**2011-12:** Set OHL record for shutouts in a season (10)...Led the OHL in GAA (1.99)...Third-best SV% (.926)...Second Team OHL All-Star...Scored a shorthanded goal from behind his own net vs. Ottawa, Apr. 23...Named CHL Goaltender of the Week (Feb. 19)...Named OHL Goaltender of the Month (Jan.) after posting a 7-0-0-0 record with three shutouts, a 0.86 GAA and a .964 SV%...Named CHL Goaltender of the Week (Jan. 29)...Won the bronze medal with Canada at the 2012 IIHF World Junior Championship...**2010-11:** Named the OHL Goaltender of the Year...Appeared in 46 games for Niagara, posting a record of 30-9-2-4...Recorded four shutouts with a 2.52 GAA and a .917 SV%...Posted a 9-4-1-0 record with one shutout in 14 OHL playoff games...Registered a 2.55 GAA and a .929 SV%...Backstopped Canada's silver medal team at the 2011 IIHF World Junior Championship...Finished the tournament with a 3-1 record...Compiled a 2.01 GAA and a .923 SV% in the WJC...**2009-10:** Appeared in 55 games (career-high) for the Ice Dogs, posting a 24-26-0-5 record...Turned in a 2.99 GAA and a .911 SV%...Represented Team Orr at the 2010 Top Prospects Game...**2008-09:** Posted a 3.31 GAA and a .901 SV% in 23 games for Niagara during his OHL rookie season.

**MICHAEL BUNTING****LW**

Height: 5'11" Weight: 183 Shoots: Left
 Born: Sept. 17, 1995, Toronto, Ontario
 Drafted: Arizona's 5th choice (4th round, 117th overall) in the 2014 Entry Draft

SEASON	TEAM	LEAGUE	GP	REGULAR SEASON				GP	PLAYOFFS			
				G	A	PTS	PIM		G	A	PTS	PIM
2013-14	Sault Ste. Marie Greyhounds	OHL	48	15	27	42	34	9	5	1	6	4

**BRENDAN BURKE****G**

Height: 6'3" Weight: 186 Catches: Left
 Born: March 11, 1995, Scottsdale, Arizona
 Drafted: Phoenix's 5th choice (6th round, 163rd overall) in the 2013 Entry Draft

SEASON	TEAM	LEAGUE	REGULAR SEASON							PLAYOFFS						
			GP	MIN	GA	SO	SV%	GAA	W-L-OTL	GP	MIN	GA	SO	SV%	GAA	W-L-OTL
2011-12	Portland	WHL	18	754	45	0	.875	3.58	7-2-2	1	12	1	0	.500	4.85	0-0-0
2012-13	Portland	WHL	33	1876	83	4	.908	2.65	24-5-1	1	10	2	0	.600	12.52	0-0-0
2013-14	Portland	WHL	48	2751	126	4	.911	2.75	34-10-4	13	723	32	1	.907	2.66	9-3-0

**CONNOR CLIFTON****D**

Height: 5'11" Weight: 175 Shoots: Right
 Born: April 28, 1995, Matawan, New Jersey
 Drafted: Phoenix's 4th choice (5th round, 133rd overall) in the 2013 Entry Draft

SEASON	TEAM	LEAGUE	GP	REGULAR SEASON				GP	PLAYOFFS			
				G	A	PTS	PIM		G	A	PTS	PIM
2011-12	New Jersey	EJHL	28	1	11	12	46	6	0	0	0	15
	USNTDP Juniors	USHL	8	1	0	1	16	-	-	-	-	-
	U.S. National U17	USDP	12	1	1	2	24	-	-	-	-	-
2012-13	USNTDP Juniors	USHL	25	3	6	9	90	-	-	-	-	-
	U.S. National U18	USDP	66	8	15	23	114	-	-	-	-	-
2013-14	Quinnipiac	ECAC	36	5	4	9	106	-	-	-	-	-

**LAURENT DAUPHIN****C**

Height: 6'0" Weight: 180 Shoots: Left
 Born: March 27, 1995, Repentigny, Quebec City
 Drafted: Phoenix's 2nd choice (2nd round, 39th overall) in the 2013 Entry Draft

SEASON	TEAM	LEAGUE	GP	REGULAR SEASON				GP	PLAYOFFS			
				G	A	PTS	PIM		G	A	PTS	PIM
2010-11	College Esther-Blondin Phenix	QMAAA	41	16	25	41	28	3	0	1	1	0
2011-12	College Esther-Blondin Phenix	QMAAA	41	18	45	63	48	13	12	14	26	12
2012-13	Chicoutimi	QMJHL	62	25	32	57	50	6	2	2	4	8
2013-14	Chicoutimi	QMJHL	52	24	30	54	56	-	-	-	-	-

**CHRISTIAN DVORAK****LW**

Height: 6'0" Weight: 187 Shoots: Left
 Born: Feb. 2, 1996, Frankfort, Illinois
 Drafted: Arizona's 3rd choice (2nd round, 58th overall) in the 2014 Entry Draft

SEASON	TEAM	LEAGUE	GP	REGULAR SEASON				GP	PLAYOFFS			
				G	A	PTS	PIM		G	A	PTS	PIM
2012-13	Chicago	USHL	9	2	3	5	2	-	-	-	-	-
2013-14	London	OHL	33	6	8	14	0	-	-	-	-	-

**HUNTER FEJES****LW**

Height: 6'1" Weight: 190 Shoots: Left
 Born: May 31, 1994, Oakdale, Minnesota
 Drafted: Phoenix's 6th choice (6th round, 178th overall) in the 2012 Entry Draft

				REGULAR SEASON				PLAYOFFS				
SEASON	TEAM	LEAGUE	GP	G	A	PTS	PIM	GP	G	A	PTS	PIM
2010-11	Shattuck St. Mary's	MN-HS	49	14	14	28	12	-	-	-	-	-
2011-12	Shattuck St. Mary's	MN-HS	55	38	40	78	20	-	-	-	-	-
2012-13	Colorado College	WCHA	41	8	6	14	8	-	-	-	-	-
2013-14	Colorado College	WCHA	26	0	1	1	29	-	-	-	-	-

**JARED FIEGL****LW**

Height: 6'1" Weight: 210 Shoots: Left
 Born: Jan. 23, 1996, Parker, Colorado
 Drafted: Arizona's 8th choice (7th round, 191st overall) in the 2014 Entry Draft

			REGULAR SEASON					PLAYOFFS				
SEASON	TEAM	LEAGUE	GP	G	A	PTS	PIM	GP	G	A	PTS	PIM
2012-13	USNTDP Juniors	USHL	38	4	4	8	29	-	-	-	-	-
	U.S. National U17	USDP	56	7	9	16	37	-	-	-	-	-
	USA U17	WHC-17	6	1	2	3	2	-	-	-	-	-
2013-14	USNTDP Juniors	USHL	16	0	0	0	10	-	-	-	-	-
	U.S. National U18	USDP	45	2	4	6	26	-	-	-	-	-

**RHETT HOLLAND****D**

Height: 6'2" Weight: 220 Shoots: Right
 Born: Sept. 25, 1993, Calgary, Alberta
 Drafted: Phoenix's 4th choice (4th round, 102nd overall) in the 2012 Entry Draft

SEASON	TEAM	LEAGUE	GP	REGULAR SEASON					GP	PLAYOFFS				
				G	A	PTS	PIM	G		A	PTS	PIM		
2009-10	Okotoks	AJHL	57	3	8	11	91	7	0	1	1	6		
2010-11	Okotoks	AJHL	31	2	9	11	117	-	-	-	-	-		
2011-12	Okotoks	AJHL	47	3	7	10	223	8	0	1	1	18		
2012-13	Michigan State	CCHA	3	0	0	0	15	-	-	-	-	-		
2013-14	Michigan State	Big-10	31	0	4	4	49	-	-	-	-	-		

**ANTON KARLSSON****RW**

Height: 6'0" Weight: 189 Shoots: Left
 Born: Aug. 3, 1996, Lerum, Sweden
 Drafted: Arizona's 9th choice (7th round, 193rd overall) in the 2014 Entry Draft

SEASON	TEAM	LEAGUE	REGULAR SEASON					PLAYOFFS				
			GP	G	A	PTS	PIM	GP	G	A	PTS	PIM
2012-13	Frolunda J18	J18 Elit	16	14	13	27	37	-	-	-	-	-
	Frolunda J18	J18 Alls.	7	6	6	12	27	3	1	3	4	0
	Frolunda J20	Super Elit	17	4	4	8	4	3	1	1	2	0
2013-14	Frolunda J18	J18 Elit	1	0	1	1	4	-	-	-	-	-
	Frolunda J18	J18 Alls.	4	2	4	6	6	5	3	3	6	2
	Frolunda J20	Super Elit	28	12	10	22	88	3	0	2	2	2

**EDGARS KULDA****LW**

Height: 6'0" Weight: 188 Shoots: Left
 Born: Nov. 13, 1994, Riga, Latvia
 Drafted: Arizona's 9th choice (7th round, 193rd overall) in the 2014 Entry Draft

SEASON	TEAM	LEAGUE	REGULAR SEASON					PLAYOFFS				
			GP	G	A	PTS	PIM	GP	G	A	PTS	PIM
2012-13	Edmonton	WHL	64	6	11	17	34	22	2	12	14	10
2013-14	Edmonton	WHL	66	30	30	60	57	21	10	12	22	12

**ZAC LARRAZA****LW**

Height: 6'2" Weight: 195 Shoots: Left
 Born: Feb. 25, 1993, Scottsdale, Arizona
 Drafted: Phoenix's 8th choice (7th round, 196th overall) in the 2011 Entry Draft

SEASON	TEAM	LEAGUE	REGULAR SEASON					PLAYOFFS				
			GP	G	A	PTS	PIM	GP	G	A	PTS	PIM
2009-10	USNTDP Juniors	USHL	30	6	5	11	26	-	-	-	-	-
	US U17 Team	USDP	50	8	9	17	58	-	-	-	-	-
	US U18 Team	USDP	1	0	1	1	0	-	-	-	-	-
2010-11	USNTDP Juniors	USHL	24	6	3	9	16	-	-	-	-	-
	US U18 Team	USDP	57	9	9	18	26	-	-	-	-	-
2011-12	Denver	WCHA	26	1	4	5	12	-	-	-	-	-
2012-13	Denver	WCHA	36	12	9	21	48	-	-	-	-	-
2013-14	Denver	NCHA	34	10	10	20	43	-	-	-	-	-

**RYAN MACINNIS****C**

Height: 6'3" Weight: 182 Shoots: Left
 Born: Feb. 14, 1996, St. Louis, Missouri
 Drafted: Arizona's 2nd choice (2nd round, 43rd overall) in the 2014 Entry Draft

SEASON	TEAM	LEAGUE	REGULAR SEASON					PLAYOFFS				
			GP	G	A	PTS	PIM	GP	G	A	PTS	PIM
2012-13	USNTDP Juniors	USHL	41	8	6	14	6	-	-	-	-	-
	U.S. National U17	USDP	52	15	10	25	6	-	-	-	-	-
	U.S. National U18	USDP	7	0	2	2	0	-	-	-	-	-
2013-14	Kitchener	OHL	66	16	21	37	18	-	-	-	-	-

**DYSIN MAYO****D**

Height: 6'0" Weight: 185 Shoots: Right
 Born: Aug. 17, 1996, Victoria, British Columbia
 Drafted: Arizona's 6th choice (5th round, 133rd overall) in the 2014 Entry Draft

SEASON	TEAM	LEAGUE	GP	REGULAR SEASON				PIM	PLAYOFFS				
				G	A	PTS	PIM		GP	G	A	PTS	PIM
2012-13	Edmonton	WHL	42	1	4	5	12		19	0	4	4	2
2013-14	Edmonton	WHL	63	7	28	35	50		21	3	12	15	10

**JEDD SOLEWAY****C**

Height: 6'2" Weight: 207 Shoots: Right
 Born: May 12, 1994, Vernon, British Columbia
 Drafted: Phoenix's 6th choice (7th round, 193rd overall) in the 2013 Entry Draft

SEASON	TEAM	LEAGUE	GP	REGULAR SEASON				PIM	PLAYOFFS				
				G	A	PTS	PIM		GP	G	A	PTS	PIM
2010-11	Okanagan	BCMML	40	16	17	33	97		-	-	-	-	-
2011-12	Vernon	BCHL	58	13	12	25	50		-	-	-	-	-
2012-13	Vernon	BCHL	26	5	12	17	29		-	-	-	-	-
	Penticton	BCHL	22	14	15	29	33		15	5	6	11	6
2013-14	Wisconsin	Big-10	35	1	7	8	28		-	-	-	-	-

**DAVID WESTLUND****D**

Height: 6'2" Weight: 204 Shoots: Left
 Born: Feb. 5, 1995, Ostersund, Sweden
 Drafted: Arizona's 7th choice (6th round, 163rd overall) in the 2014 Entry Draft

SEASON	TEAM	LEAGUE	GP	REGULAR SEASON				PIM	PLAYOFFS				
				G	A	PTS	PIM		GP	G	A	PTS	PIM
2011-12	Brynas J18	J18 Elit	20	4	6	10	59		-	-	-	-	-
	Brynas J18	J18 Alls.	17	1	6	7	4		6	0	0	0	6
2012-13	Brynas J18	J18 Elit	11	3	3	6	43		-	-	-	-	-
	Brynas J18	J18 Alls.	8	0	2	2	20		7	1	2	3	6
	Brynas J20	Super Elit	32	1	5	6	59		2	0	0	0	4
2013-14	Brynas J20	Super Elit	33	5	5	10	61		7	0	2	2	10
	Brynas	SHL	21	0	1	1	0		-	-	-	-	-

2014-15 TRAINING CAMP ROSTER



2014-15 ARIZONA COYOTES

GOALTENDERS

NO	NAME	P	HT	WT	C	BIRTHPLACE	BIRTHDATE	2013-14 CLUB	GP	MIN	W-L-T	SO	GAA	SV%
1	BURKE, Brendan	G	6-3	186	L	Scottsdale, AZ	Mar. 11, 1995	Portland (WHL)	48	2751	34-10-4	4	2.75	.911%
29	VISENTIN, Mark	G	6-2	201	L	Waterdown, ON	Aug. 7, 1992	Portland (AHL) Phoenix (NHL)	45 1	2341 59	14-19-6 0-1-0	0 0	3.25 3.05	.902% .906%
30	LANGHAMER, Marek	G	6-2	184	L	Moravska, Trebova, CZ	July 22, 1994	Medicine Hat (WHL)	40	2392	23-14-3	2	2.58	.913%
35	DOMINGUE, Louis	G	6-3	210	R	MON St-Hilaire, QC	Mar. 6, 1992	Portland (AHL) Gwinnett (ECHL)	36 7	1783 388	9-18-2 1-3-2	1 1	3.63 2.01	.890% .939%
40	DUBNYK, Devan	G	6-6	210	L	Regina, SK	May 4, 1986	Edmonton (NHL) Nashville (NHL)	32 2	1678 124	11-17-2 0-1-1	2 0	3.36 4.35	.894% .850%
41	SMITH, Mike	G	6-4	215	L	Kingston, ON	Mar. 22, 1982	Phoenix (NHL)	62	3610	27-21-10	3	2.64	.915%
43	MCKENNA, Mike	G	6-2	190	R	St. Louis, MO	Apr. 11, 1983	Springfield (AHL) Columbus (NHL)	36 4	2106 219	22-10-1 1-1-1	3 0	2.54 3.01	.910% .904%

DEFENSEMEN

NO	NAME	POS	HT	WT	S	BIRTHPLACE	BIRTHDATE	2013-14 CLUB	GP	G	A	PTS	PIM
2	MCBAIN, Jamie #	D	6-1	190	R	Edina, MN	Feb. 25, 1988	Buffalo (NHL)	69	6	11	17	14
3	YANDLE, Keith	D	6-1	190	L	Boston, MA	Sept. 9, 1986	Phoenix (NHL)	82	8	45	53	63
4	MICHALEK, Zbynek	D	6-2	210	R	Jindrichuv, Hradec, CZ	Dec. 23, 1982	Phoenix (NHL)	59	2	8	10	24
5	MURPHY, Connor	D	6-4	212	R	Dublin, OH	Mar. 26, 1993	Phoenix (NHL)	30	1	7	8	10
6	SCHLEMKO, David	D	6-1	190	L	Edmonton, AB	May 7, 1987	Phoenix (NHL)	48	1	8	9	18
20	SUMMERS, Chris	D	6-2	209	L	Ann Arbor, MI	Feb. 5, 1988	Phoenix (NHL) Portland (AHL)	18 48	2 2	1 7	3 9	15 47
23	EKMANN-LARSSON, Oliver	D	6-2	200	L	Karlskrona, Sweden	July 17, 1991	Phoenix (NHL)	80	15	29	44	50
26	STONE, Michael	D	6-3	210	R	Winnipeg, MB	June 7, 1990	Phoenix (NHL)	70	8	13	21	38
33	GORMLEY, Brandon	D	6-2	196	L	Murray River, PEI	Feb. 18, 1992	Phoenix (NHL) Portland (AHL)	5 54	0 7	0 29	0 36	2 34
45	CAMPBELL, Andrew	D	6-4	206	L	Caledonia, ON	Feb. 4, 1988	Los Angeles (NHL) Manchester (AHL)	3 69	0 3	0 13	0 16	0 58
46	REESE, Dylan	D	6-1	205	R	Pittsburgh, PA	Aug. 29, 1984	Khabarovsk Amur (KHL)	45	2	5	7	20
47	OBERG, Evan	D	6-0	185	L	Forestburg, AB	Feb. 18, 1988	Chicago (AHL)	60	6	19	25	62
54	MCNEILL, Patrick	D	6-0	195	L	Strathroy, ON	Mar. 17, 1987	Springfield (AHL)	63	11	26	37	46
55	SMABY, Matt #	D	6-5	240	L	Minneapolis, MN	Oct. 14, 1984	Munich ECH (DEL)	42	3	13	16	64
61	MAYO, Dysin	D	6-0	185	R	Victoria, BC	Aug. 17, 1996	Edmonton (WHL)	63	7	28	35	50
67	LOUIS, Mark	D	6-4	225	R	Ponoka, AB	Apr. 18, 1987	Portland (AHL)	56	1	4	5	89
68	MELINDY, James	D	6-3	202	R	St. John's, Newfoundland	Dec. 11, 1993	Portland (AHL)	38	2	0	2	34
73	HACHE, Justin	D	6-2	202	L	Petit – Rocher, NB	Jan. 10, 1994	Cape Breton (QMJHL) Portland (AHL)	57 6	5 0	41 0	46 0	53 2



FORWARDS

NO	NAME	POS	HT	WT	S	BIRTHPLACE	BIRTHDATE	2013-14 CLUB	GP	G	A	PTS	PIM
8	RIEDER, Tobias	RW	5-11	185	L	Landshut, Germany	Jan. 10, 1993	Portland (AHL)	64	28	20	48	10
9	GAGNER, Sam	C	5-11	202	R	London, ON	Aug. 10, 1989	Edmonton (NHL)	67	10	27	37	41
10	ERAT, Martin	RW	6-0	196	L	Trebic, CZ	Aug. 29, 1981	Phoenix (NHL) Washington (NHL)	17 53	2 1	3 23	5 24	6 22
11	HANZAL, Martin	C	6-6	226	L	Pisek, CZ	Feb. 20, 1987	Phoenix (NHL)	65	15	25	40	73
14	VITALE, Joe	C	5-11	205	R	St. Louis, MO	Aug. 20, 1985	Pittsburgh (NHL)	53	1	13	14	29
15	SAMUELSSON, Henrik	C/W	6-3	210	R	Scottsdale, AZ	Feb. 7, 1994	Edmonton (WHL)	65	35	60	95	97
16	DOMI, Max	LW	5-10	198	L	Toronto, ON	Mar. 2, 1995	London (OHL)	61	34	59	93	90
18	MOSS, Dave	RW	6-4	210	R	Livonia, MI	Dec. 28, 1981	Phoenix (NHL)	79	8	14	22	18
19	DOAN, Shane	RW	6-1	223	R	Halkirk, AB	Oct. 10, 1976	Phoenix (NHL)	69	23	24	47	34
21	SZWARZ, Jordan	RW	5-11	200	R	Burlington, ON	May 14, 1991	Phoenix (NHL) Portland (AHL)	26 27	3 8	0 6	3 14	19 55
22	MCMILLAN, Brandon	LW	5-11	190	L	Richmond, BC	Mar. 22, 1990	Phoenix (NHL) Portland (AHL)	22 46	2 11	4 15	6 26	4 76
24	CHIPCHURA, Kyle	C/W	6-2	203	L	Westlock, AB	Feb. 19, 1986	Phoenix (NHL)	80	5	15	20	45
25	KASSIAN, Matt #	LW	6-4	240	L	Edmonton, AB	Oct. 28, 1986	Ottawa (NHL)	33	1	1	2	63
28	KORPIKOSKI, Lauri	LW	6-1	205	L	Turku, Finland	July 28, 1986	Phoenix (NHL)	64	9	16	25	24
32	GAUDET, Tyler	C	6-3	205	L	Hamilton, ON	Apr. 4, 1993	Sault Ste. Marie (OHL) Portland (AHL)	65 2	26 0	35 0	61 0	35 0
34	BOLDUC, Alexandre	C/W	6-3	200	L	Montreal, QC	June 26, 1985	Chicago (AHL)	59	18	19	37	82
36	KLINKHAMMER, Rob	LW	6-3	214	L	Lethbridge, AB	Aug. 12, 1986	Phoenix (NHL)	72	11	9	20	19
37	PERLINI, Brendan	LW	6-2	212	L	Guildford, England	Apr. 27, 1996	Niagara (OHL)	58	34	37	71	36
38	LESSIO, Lucas	LW	6-1	212	L	Maple, ON	Jan. 23, 1993	Phoenix (NHL) Portland (AHL)	3 69	0 29	0 25	0 54	2 63
39	SHINNIMIN, Brendan	C	5-10	185	L	Winnipeg, MB	Jan. 7, 1991	Portland (AHL)	52	13	15	28	31
42	SELLECK, Eric	LW	6-2	220	L	Brockville, ON	Oct. 20, 1987	San Antonio (AHL)	42	3	4	7	93
44	CROMBEEN, B.J.	RW	6-2	209	R	Denver, CO	July 10, 1985	Tampa Bay (NHL)	55	3	7	10	79
48	MARTINOOK, Jordan	C	6-1	203	L	Leduc, AB	July 25, 1992	Portland (AHL)	67	14	16	30	48
49	MACINNIS, Ryan	C	6-3	182	L	St. Louis, MO	Feb. 14, 1996	Kitchener (OHL)	66	16	21	37	18
50	VERMETTE, Antoine	C	6-1	198	L	St. Agapit, QC	July 20, 1982	Phoenix (NHL)	82	24	21	45	44
51	DVORAK, Christian	LW	6-0	187	L	Frankfort, IL	Feb. 2, 1996	London (OHL)	33	6	8	14	0
52	HODGMAN, Justin	C	6-1	196	R	Brampton, ON	June 27, 1988	Magnitogorsk (KHL) Vladivostok (KHL)	18 17	3 7	6 3	9 10	12 12
59	DZIURZYNSKI, Darian	LW	6-1	204	L	Lloydminster, AB	Mar. 30, 1991	Portland (AHL)	54	2	7	9	183
65	LANE, Phil	RW	6-3	203	R	Rochester, NY	May 29, 1992	Portland (AHL)	39	3	3	6	49
71	BARCH, Krys #	LW	6-2	220	L	Hamilton, ON	Mar. 26, 1980	Florida (NHL)	55	0	4	4	99
75	LAPLANTE, Pavel	C	6-0	187	L	Chateauguay, QC	Apr. 23, 1995	Charlottetown (QMJHL) Victoriaville (QMJHL) Portland (AHL)	32 31 6	10 13 0	8 11 0	18 24 0	32 4 2
76	DAUPHIN, Laurent	C	6-0	180	L	Repenigny, QC	Mar. 27, 1995	Chicoutimi (QMJHL)	52	24	30	54	56
78	O'DONOGHUE, Dan	LW	6-5	207	L	Port Jefferson, NY	Jan. 28, 1991	Mercyhurst College (AHA) Portland (AHL)	38 3	15 0	28 0	43 0	41 0
79	STEVENSON, Dyson	LW	6-0	185	R	Shaunavon, SK	July 15, 1993	Regina (WHL)	66	38	38	76	121
80	CAREY, Greg	C/W	6-0	195	L	Hamilton, ON	Apr. 5, 1990	St. Lawrence (ECAC) Portland (AHL)	38 13	18 1	39 1	57 2	39 4
81	KULDA, Edgars	LW	6-0	188	L	Riga, Latvia	Nov. 13, 1994	Edmonton (WHL)	66	30	30	60	57
89	BOEDKER, Mikkel	LW	6-0	211	L	Brøndby, Denmark	Dec. 16, 1989	Phoenix (NHL)	82	19	32	51	20

PTO



2014 NHL ENTRY DRAFT SELECTIONS



Coyotes General Manager Don Maloney, 2014 First Round Selection Brendan Perlini and Director of Amateur Scouting Tim Bernhardt at the 2014 NHL Entry Draft.

Brendan Perlini: (April 27, 1996, Guildford, England)...Selected 1st round (12th overall)...6-foot-2, 212 pounds...Left Wing...Shoots left

Ryan MacInnis: (February 14, 1996, St. Louis, Missouri)...Selected 2nd round (43rd overall)...6-foot-3, 182 pounds...Center...Shoots left

Christian Dvorak: (February 2, 1996, Frankfort, Illinois)...Selected 2nd round (58th overall)...6-foot, 187 pounds...Left Wing...Shoots left

Anton Karlsson: (August 3, 1996, Lerum, Sweden)...Selected 3rd round (87th overall)...6-foot-1, 189 pounds...Right Wing...Shoots left

Michael Bunting: (September 17, 1995, Scarborough, Ontario)...Selected 4th round (117th overall)...5-foot-11, 183 pounds...Left Wing...Shoots left

Dysin Mayo: (August 17, 1996, Victoria, British Columbia)...Selected 5th round (133rd overall)...5-foot-11, 185 pounds...Defenseman...Shoots right

David Westlund: (February 5, 1995, Ostersund, Sweden)...Selected 6th round (163rd overall)...6-foot-3, 204 pounds...Defenseman...Shoots left

Jared Fiegl: (January 23, 1996, Parker, Colorado)...Selected 7th round (191st overall)...6-foot-1, 210 pounds...Left Wing...Shoots left

Edgars Kulda: (November 13, 1994, Riga, Latvia)...Selected 7th round (193rd overall)...6-foot, 188 pounds...Left Wing...Shoots left



PORTLAND PIRATES

Portland Pirates

94 Free Street
Portland, Maine 04101
Phone: (207) 828-4665
PortlandPirates.com



STAFF DIRECTORY

Ron Cain. Managing Partner, CEO
Lyman Bullard Governor/Chairman
Brad Church. COO
Sam Frost. Director, Operations & Administration
Jeff Mannix Director, Broadcasting
Taylor Chace Director, Public & Community Relations
Karoline Zacharer. Director, Media Relations, Social Media Manager
Steve Torrisi. VP, Ticket Sales
Ben Locke Ticket Account Manager
Nick Starr. Ticket Account Manager
Nicole Sorce. Ticket Account Manager
Jordan Place Ticket Account Manager
Lindsay Covich. Community & Youth Marketing Manager
Sean West Corporate Sales & Activation Manager
Andy Labesky. Director, Events & Operations

Ray Edwards General Manager/Head Coach
John Slaney Assistant Coach
John Krouse. Equipment Manager
Josiah Morse Asst. Equipment Manager
Mike Booi. Athletic Trainer
Alex Loh Video Coach





2014-15 PORTLAND PIRATES REGULAR SEASON SCHEDULE

OCTOBER

Sat., October 11 vs. Providence 7:00 p.m.
 Fri., October 17 @ Binghamton 7:05 p.m.
 Sat., October 18 @ Hartford 7:00 p.m.
 Sun., October 19 @ Providence 3:05 p.m.
 Fri., October 24 @ Manchester 7:00 p.m.
Sat., October 25 vs. Syracuse 7:00 p.m.
 Sun., October 26 @ Worcester 3:00 p.m.
 Wed., October 29 @ Worcester 7:00 p.m.
 Fri., October 31 vs. St. John's 7:00 p.m.

NOVEMBER

Sun., November 2 @ Albany 3:00 p.m.
 Fri., November 7 @ Providence 7:05 p.m.
Sat., November 8 vs. Lehigh Valley 7:00 p.m.
Tue., November 11 vs. Manchester 7:00 p.m.
Fri., November 14 vs. Albany 7:00 p.m.
Sat., November 15 vs. Albany 7:00 p.m.
 Sun., November 16 @ Providence 3:05 p.m.
 Wed., November 19 @ W-B/Scranton 7:05 p.m.
 Fri., November 21 @ Norfolk 7:30 p.m.
 Sat., November 22 @ Norfolk 7:15 p.m.
Wed., November 26 vs. Worcester 7:00 p.m.
Fri., November 28 vs. Providence 7:00 p.m.

DECEMBER

Fri., December 5 vs. Manchester 7:00 p.m.
 Sat., December 6 @ Albany 5:00 p.m.
 Sun., December 7 @ Providence 3:05 p.m.
Fri., December 12 vs. Manchester 7:00 p.m.
 Sat., December 13 @ Providence 7:05 p.m.
 Sun., December 14 @ Worcester 3:00 p.m.
Wed., December 17 vs. Manchester 7:00 p.m.
Fri., December 19 vs. Providence 7:00 p.m.
Sat., December 20 vs. Worcester 7:00 p.m.
 Sat., December 27 @ Hartford 7:00 p.m.
 Sun., December 28 @ Manchester 3:00 p.m.
Wed., December 31 vs. Hartford 7:00 p.m.

JANUARY

Fri., January 2 vs. Springfield 7:00 p.m.
Sat., January 3 vs. Providence 7:00 p.m.
Wed., January 7 vs. Binghamton 7:00 p.m.
Fri., January 9 vs. Bridgeport 7:00 p.m.
 Sun., January 11 @ Providence 3:05 p.m.
 Wed., January 14 @ St. John's 6:00 p.m.
 Fri., January 16 @ St. John's 6:00 p.m.
 Sat., January 17 @ St. John's 6:00 p.m.
Wed., January 21 vs. Worcester 7:00 p.m.
Fri., January 23 vs. Bridgeport 7:00 p.m.
 Sat., January 24 @ Bridgeport 7:30 p.m.
 Fri., January 30 @ Manchester 7:00 p.m.
 Sat., January 31 @ Bridgeport 7:00 p.m.

FEBRUARY

Fri., February 6 @ St. John's 6:00 p.m.
 Sat., February 7 @ St. John's 6:00 p.m.
 Fri., February 13 @ W-B/Scranton 7:05 p.m.
 Sat., February 14 @ Hershey 7:00 p.m.
Tue., February 17 vs. Hartford 7:00 p.m.
 Sat., February 21 @ Springfield 7:00 p.m.
Sun., February 22 vs. St. John's 3:00 p.m.
Wed., February 25 vs. St. John's 7:00 p.m.
Sat., February 28 vs. Manchester 7:00 p.m.

MARCH

Sun., March 1 vs. Springfield 3:00 p.m.
 Fri., March 6 @ Syracuse 7:00 p.m.
 Sat., March 7 @ Lehigh Valley 7:05 p.m.
 Sun., March 8 @ Hershey 5:00 p.m.
Fri., March 13 vs. Norfolk 7:00 p.m.
Sat., March 14 vs. Norfolk 7:00 p.m.
Fri., March 20 vs. Hershey 7:00 p.m.
Sat., March 21 vs. Hershey 7:00 p.m.
 Sun., March 22 @ Manchester 3:00 p.m.
Wed., March 25 vs. St. John's 7:00 p.m.
Fri., March 27 vs. St. John's 7:00 p.m.
Sat., March 28 vs. Providence 7:00 p.m.

APRIL

Fri., April 3 vs. Manchester 7:00 p.m.
 Sat., April 4 @ Springfield 7:00 p.m.
Tue., April 7 vs. Worcester 7:00 p.m.
 Fri., April 10 @ Manchester 7:00 p.m.
Sat., April 11 vs. W-B/Scranton 7:00 p.m.
Sun., April 12 vs. W-B/Scranton 3:00 p.m.
 Fri., April 17 @ Manchester 7:00 p.m.
Sat., April 18 vs. Providence 7:00 p.m.
 Sun., April 19 @ Worcester 3:00 p.m.

Home games are Bold

All Games are Eastern Time

For Tickets: Call (207) 828-4665 ext. 350
www.portlandpirates.com



PORTLAND PIRATES COACHING STAFF

RAY EDWARDS

General Manager and Head Coach



Ray Edwards is entering his eighth season with the Coyotes organization and his first as general manager and head coach of the Coyotes' AHL affiliate. Under Edwards' leadership, the Coyotes AHL team (Portland Pirates 2011-14 and San Antonio Rampage 2009-11) has posted a record of 171-151-13-20 over the last five seasons. This past year, a total of 11 different Pirates' players were called up to the NHL to play for the Coyotes.

Edwards, 44, first joined the Coyotes organization as an assistant coach with the San Antonio Rampage (AHL) in 2007-08. In his first season with San Antonio, he helped guide the Rampage to their first Calder Cup Playoff appearance since the clubs' inaugural season (2002-03). The Rampage finished the 2007-08 regular season with a record of 42-38-3-7 for 94 points, marking the third-highest point total ever by a Coyotes affiliate.

A native of Wasaga Beach, Ontario, Edwards has also coached in the Central Hockey League (CHL) and East Coast Hockey League (ECHL) for seven years before joining the Rampage, most recently with the New Mexico Scorpions of the CHL where he guided the team to the Conference Finals in 2006-07. Prior to working in New Mexico, Edwards led the San Angelo Saints to the CHL President's Cup Playoffs

in each of his two seasons with the team. He was named the 2004 CHL Coach of the Year in his first season with San Angelo after guiding the Saints to a 35-point turnaround and leading them to a 37-19-8 record and a Southwest Division title.

Edwards began his coaching career in 1998 when he took over the ECHL's Huntington Blizzard at the age of 28. The following season, Edwards led the Blizzard to their most successful season, posting a 35-25-10 record. Edwards has also had stints with the ECHL's Cincinnati Cyclones (2001-02) and the Pensacola Ice Pilots (2002-03).

As a player, Edwards played in 309 ECHL games over seven seasons with Dayton, Birmingham, and Huntington, registering 83 goals, 91 assists and 174 points as well as 1,253 penalty minutes. He also attended National Hockey League training camps with the Los Angeles Kings, Chicago Blackhawks and Ottawa Senators.

Ray and his wife, Leesa, have a son, Holden, and daughter, Raechel.

JOHN SLANEY

Assistant Coach



John Slaney enters his fourth season with the Coyotes organization as assistant coach with the Portland Pirates. Slaney joined the Pirates in 2011-12 after finishing his playing career with Plzen HC (Czech) following the 2010-11 season.

Leaving his mark as one of the best defensemen in AHL history, Slaney joined the Pirates coaching staff with a wealth of accolades. Slaney was a two-time recipient of the Eddie Shore Award (given annually to the AHL's top defenseman) with the Philadelphia Phantoms in the 2000-01 and 2001-02 seasons, and also won a Calder Cup championship with the Phantoms in 2005.

Slaney became the AHL's all-time leading scorer as a defenseman in 2005-06 until his mark (519 career points) was surpassed by Oklahoma City's Bryan Helmer. Slaney also played in 29 games and posted 14-13-27 for Portland during their 1993-94 Calder Cup championship season.

During his career in the NHL, Slaney totaled 91 points (22-69-91) in 268 games with the Washington Capitals (1993-95), Colorado Avalanche (1995-96), Los Angeles Kings (1995-97), Phoenix Coyotes (1997-98), Nashville Predators (1998-99), Pittsburgh Penguins (1999-00), and Philadelphia Flyers (2001-02; 2003-04). Slaney also skated in 14 games for the Capitals (1993-94), Penguins (1999-00), and Flyers (2001-02) during the Stanley Cup Playoffs where he netted two goals and registered an assist. The 42-year-old native of St. John's, Newfoundland was originally drafted by Washington in the first round (ninth overall) of the 1990 NHL Entry Draft.

He and his wife, Brenda, have a son, Tyler, and daughter, Julia.

PORTLAND PIRATES COACHING STAFF

TRENT WHITFIELD Assistant Coach



Trent Whitfield enters his first season as an assistant coach with the Portland Pirates after concluding his player career in 2013-14 with the Bolzano Foxes (Italy).

Whitfield enjoyed a 16-year pro career, spending seven of those seasons with the Pirates. He is one of the greatest Portland players in franchise history, ranking fourth in regular season games played (348), goals (102), assists (153), and points (255). He was selected as the Pirates' Most Valuable Player in 2004-05 after scoring 16-38-54 in 67 games. He was twice voted the Players' Player in 1999-2000 and 2004-05. Whitfield was the recipient of the team's Tom Ebright Award for best exemplifying what it means to be a Portland Pirate in 2002-03. He was selected by fan vote to both the Portland Pirates 10th Anniversary and 20th Anniversary All-Time Teams.

Whitfield also played for the AHL's Peoria Rivermen and Providence Bruins. Over his 15-year AHL career, he appeared in 812 games, scored 246 goals, 349 assists and 595 points. Whitfield played in the AHL All-Star Classic in 2003 and 2013.

The 37-year-old native of Watrous, Saskatchewan was originally drafted by the Boston Bruins in the fourth round of the NHL Entry Draft, Whitfield went on to play 194 NHL games with the Washington Capitals, New York Rangers, St. Louis Blues, and Boston. He also won the

IIHF World Junior Championship with Canada in 1997.

ALFIE MICHAUD Goaltending Coach



Alfie Michaud enters his first season with the Coyotes organization as goaltending coach with the Portland Pirates.

The 37 year-old Selkirk, Manitoba native concluded his 13-year playing career following the 2012-13 campaign. Michaud's only NHL action came during his rookie year (1999-2000) when he appeared in two games with the Vancouver Canucks. He went on to play for the AHL's Syracuse Crunch, Manitoba Moose, and Worcester IceCats, the International Hockey League's Kansas City Blades, and the ECHL's Reading Royals, Peoria Rivermen and Utah Grizzlies. Michaud concluded his playing career in Europe, playing three seasons in Germany (Soenderjyske and Fischtown Penguins) and three more in Denmark (Soenderjyske).

Before turning pro, Michaud backstopped the University of Maine Black Bears to the 1999 NCAA Division I Men's National Championship. He was named the Most Outstanding Player of the 1999 NCAA Tournament when he stopped 121 of 128 shots. He registered a 46-save performance in the National Championship game, a 3-2 overtime win over Maine's archrival, the University of New Hampshire Wildcats. Michaud finished his collegiate career with a 60-26-7 record.

In addition to serving as the Pirates' goaltending coach, Michaud will also be the head coach of the Portland Junior Pirates USPHL U-18

Team in 2014-15.



AHL 2013-14 FINAL STANDINGS

EASTERN CONFERENCE

Atlantic Division

	GP	W	L	OTL	SOL	PTS	GF	GA	S/O
y Manchester	76	48	19	3	6	105	244	188	5-6
x St. John's	76	46	23	2	5	99	258	207	4-5
x Providence	76	40	25	2	9	91	233	210	11-9
Worcester	76	36	34	4	2	78	189	226	10-2
Portland	76	24	39	3	10	61	222	284	5-10

Northeast Division

	GP	W	L	OTL	SOL	PTS	GF	GA	S/O
y Springfield	76	47	23	1	5	100	247	212	10-5
x Albany	76	40	23	5	8	93	220	193	7-8
Hartford	76	37	32	1	6	81	202	220	6-6
Adirondack	76	30	38	2	6	68	182	225	4-6
Bridgeport Sound	76	28	40	2	6	64	183	238	4-6

East Division

	GP	W	L	OTL	SOL	PTS	GF	GA	S/O
y Binghamton	76	44	24	3	5	96	276	232	3-5
x Wilkes-Barre	76	42	26	3	5	92	206	185	4-5
x Norfolk	76	40	26	3	7	90	201	192	10-7
Hershey	76	39	27	5	5	88	221	213	7-5
Syracuse	76	31	32	4	9	75	198	232	3-9

x = Clinched Playoff Berth

y = Clinched Division

WESTERN CONFERENCE

North Division

	GP	W	L	OTL	SOL	PTS	GF	GA	S/O
y Toronto	76	45	25	2	4	96	223	202	5-4
x Rochester	76	37	28	6	5	85	216	217	3-5
Utica	76	35	32	5	4	79	187	216	7-4
Lake Erie	76	32	33	1	10	75	197	232	8-10
Hamilton	76	33	35	1	7	74	182	224	5-7

Midwest Division

	GP	W	L	OTL	SOL	PTS	GF	GA	S/O
y Chicago	76	45	21	5	5	100	239	191	8-5
x Grand Rapids	76	46	23	2	5	99	238	187	5-5
x Milwaukee	76	39	24	6	7	91	215	199	5-7
Rockford	76	35	32	5	4	79	234	262	4-4
Iowa Wild	76	27	36	7	6	67	169	235	8-6

West Division

	GP	W	L	OTL	SOL	PTS	GF	GA	S/O
y Texas	76	48	18	3	7	106	274	197	2-7
x Abbotsford	76	43	25	5	3	94	237	215	5-3
x Oklahoma City	76	36	29	2	9	83	239	256	4-9
Charlotte	76	37	36	1	2	77	228	241	4-2
San Antonio	76	30	37	3	6	69	206	235	12-6

AHL SCORING LEADERS

PLAYER	TEAM	GP	G	A	PTS
Travis Morin	Texas Stars	66	32	56	88
Zach Boychuk	Charlotte Checkers	69	36	38	74
Andy Miele	Portland Pirates	70	27	45	72
T.J. Brennan	Toronto Marlies	76	25	47	72
Jordan Weal	Manchester Monarchs	76	23	47	70
Chris Terry	Charlotte Checkers	70	28	41	69
Spencer Abbott	Toronto Marlies	64	17	52	69
Mike Hoffman	Binghamton Senators	51	30	37	67
Curtis McKenzie	Texas Stars	75	27	38	65
Jason Akeson	Adirondack Phantoms	70	24	40	64
Colton Sceviour	Texas Stars	54	32	31	63
Max Reinhart	Abbotsford Heat	66	21	42	63
Pascal Pelletier	Utica Comets	69	22	40	62
Phil Varone	Rochester Americans	69	18	43	61
Ben Street	Abbotsford Heat	58	28	32	60
Teemu Pulkkinen	Grand Rapids Griffins	71	31	28	59
Jason Jaffray	St. John's IceCaps	76	18	41	59
Adam Clendening	Rockford IceHogs	74	12	47	59
Aaron Palushaj	Charlotte Checkers	68	22	36	58
Stephane Da Costa	Binghamton Senators	56	18	40	58

GOALTENDING LEADERS

	TEAM	GP	MIN	W	L	OTL	SOL	EN	SO	GA	GAA	SVS	SV%
Jake Allen	CHI	52	3138:21	33	16	0	3	9	7	106	2.03	1361	.928
Petr Mrazek	GR	32	1829:52	22	9	0	1	3	3	64	2.10	774	.924
Keith Kinkaid	ALB	43	2518:58	24	13	0	5	1	4	96	2.29	990	.912
Tom McCollum	GR	46	2560:46	24	12	0	4	2	2	98	2.30	1158	.922
Malcolm Subban	PRO	33	1919:51	15	10	0	5	4	1	74	2.31	847	.920
Joni Ortio	ABB	37	2133:20	27	8	0	0	1	2	83	2.33	1036	.926
John Gibson	NOR	45	2586:50	21	17	0	4	2	5	101	2.34	1141	.919
Nathan Lieuwen	RCH	32	1795:48	17	11	0	2	2	2	70	2.34	830	.922
Jean-Francois Berube	MCH	48	2789:38	28	17	0	2	4	3	110	2.37	1151	.913
Dustin Tokarski	HAM	41	2374:42	20	16	0	3	8	1	94	2.38	1064	.919





PORTLAND 2013-14 SCORING SUMMARY

NO.	PLAYER	GP	G	A	PTS	+/-	PIM	PP	SHG	SOG	SH%
21	Andy Miele	70	27	45	72	-18	66	9	1	156	17.3
38	Lucas Lessio	69	29	25	54	-13	63	13	0	174	16.7
9	Tobias Rieder	64	28	20	48	-14	10	10	0	153	18.3
36	Brandon Gormley	54	7	29	36	-22	34	6	0	135	5.2
11	Chris Brown (X)	51	14	21	35	-6	68	5	0	167	8.4
32	Brandon Yip	66	14	20	34	-22	87	4	1	152	9.2
3	Daine Todd	54	3	29	32	-18	22	2	0	60	5.0
18	Jordan Martinook	67	14	16	30	-9	48	3	2	132	10.6
16	Brendan Shinnimin	52	13	15	28	-8	31	1	2	86	15.1
15	Brandon McMillan (X)	46	11	15	26	-12	76	4	1	95	11.6
2	Cade Fairchild (total)	47	2	23	25	4	24	1	0	73	2.7
	CHI	33	2	19	21	8	18	1	0	51	3.9
	POR	14	0	4	4	-4	6	0	0	22	0.0
24	Brett Hextall	59	11	12	23	-6	83	0	1	110	10.0
12	Randy Jones	50	3	19	22	-19	19	0	1	55	5.5
13	Tim Kennedy	30	4	11	15	-10	14	2	0	37	10.8
10	Jordan Szwarz	27	8	6	14	-5	55	4	0	54	14.8
28	Connor Murphy	36	0	13	13	-1	48	0	0	54	0.0
7	Gilbert Brule (X)	11	7	5	12	3	4	4	1	29	24.1
8	Ethan Werek	48	4	8	12	-18	32	1	0	72	5.6
6	Mathieu Brodeur	62	3	9	12	-15	49	0	0	66	4.5
20	Rostislav Klesla (X)	21	3	6	9	8	16	0	0	23	13.0
5	Chris Summers (X)	48	2	7	9	-7	47	0	0	59	3.4
26	Darian Dziurzynski	54	2	7	9	-16	183	0	0	63	3.2
19	John Mitchell (total)	22	3	3	6	-3	18	0	2	28	10.7
	HER	20	3	3	6	-2	18	0	2	27	11.1
	POR	2	0	0	0	-1	0	0	0	1	0.0
22	Phil Lane	39	3	3	6	-9	49	0	0	41	7.3
7	Sebastian Stalberg (total)	31	1	5	6	-14	7	1	0	49	2.0
	WOR	23	1	4	5	-11	2	1	0	40	2.5
	POR	8	0	1	1	-3	5	0	0	9	0.0
17	Mark Louis	56	1	4	5	-7	89	0	0	36	2.8
23	Joel Hanley	15	0	5	5	-4	6	0	0	13	0.0
14	Kyle Hagel	38	0	5	5	-3	162	0	0	30	0.0
2	David Rundblad (X)	6	0	4	4	-3	0	0	0	14	0.0
23	Corey Trivino (X)	11	0	4	4	3	2	0	0	12	0.0
19	Keven Veilleux (X)	16	2	1	3	-6	52	2	0	14	14.3
33	Sam Klassen (total) (X)	23	1	2	3	-13	13	0	0	25	4.0
	HFD	9	1	1	2	-4	2	0	0	10	10.0
	POR	14	0	1	1	-9	11	0	0	15	0.0
25	Mathieu Brisebois (X)	28	1	2	3	-5	30	1	0	28	3.6
4	James Melindy	38	2	0	2	-29	34	0	0	27	7.4
25	Greg Carey	13	1	1	2	-9	4	0	0	26	3.8
25	Jordon Southorn (total) (X)	1	0	2	2	0	0	0	0	2	0.0
	POR	1	0	2	2	0	0	0	0	2	0.0
37	Louis Domingue	36	0	2	2	0	35	0	0	1	0.0
39	Kevin Raine	5	0	1	1	0	2	0	0	4	0.0
29	Mark Visentin	45	0	1	1	0	0	0	0	0	0.0
44	Tyler Gaudet	2	0	0	0	-1	0	0	0	1	0.0
27	Jesse Mychan (X)	3	0	0	0	0	2	0	0	3	0.0
27	Daniel O'Donoghue	3	0	0	0	-1	0	0	0	1	0.0
27	Justin Weller (X)	3	0	0	0	-3	0	0	0	1	0.0
31	Mike Lee	5	0	0	0	0	0	0	0	0	0.0
34	Chris Rawlings	5	0	0	0	0	0	0	0	0	0.0
20	Justin Hache	6	0	0	0	-3	2	0	0	7	0.0
11	Yan-Pavel Laplante	6	0	0	0	-2	2	0	0	5	0.0

GOALTENDING

No.	GOALIE	GP	MINS	W	L	SOL	SO	GA	GAA	SVS	SV%
29	Mark Visentin	45	2341:07	14	19	6	0	127	3.25	1165	.902
37	Louis Domingue	36	1783:23	9	18	2	1	108	3.63	877	.890
31	Mike Lee	5	220:38	0	2	1	0	14	3.81	95	.872
34	Chris Rawlings	5	267:18	1	3	1	0	17	3.82	126	.881



GWINNETT GLADIATORS ECHL



The Arena at Gwinnett Center

6400 Sugarloaf Parkway
Duluth, Georgia 30097
GwinnettGladiators.com

Staff Directory

Owners : Steve Chapman, Bill Davidson, Jay Gilbertson, Dan Hauck,
Gary Hays, Toby Jeffreys, Jim Pinard, & Tom Sapitowitz

Managing Partner/Alternate Governor: Toby Jeffreys

President & General Manager / Governor: Steve Chapman

CFO: Bill Davidson Vice President of Sales: Joe Gelderman

Head Coach: Rick Emmett Assistant Coach: Andy Brandt

Video Coach: Roman Marakhovski

Director of Media, Game Operations, & Merchandising: Christina Johnson

Director of Marketing: Chris Peace

Director of Community Relations: Jim Hall

Director of Corporate Sales: Mike Miller

Team Broadcaster and Media Manager: Nick Bove

Ticket Account Coordinators: . . . Chris Leverett, Joel Thomas, Sean Maguire, & Doug Bushnell

Office Coordinator/Bookkeeper: Honey Greene

Athletic Trainer: TBD

Equipment Manager: Dakota King

Team Doctor: Dr. Brian Morgan of OrthoAtlanta

Team Sports Medicine Physicians: Dr. John Buchanan & Dr. John Alsobrook
of Children's Orthopaedics of Atlanta

Team Dentist: Dr. Frank Clayton of Clayton Family Dental

Team Oral Surgeon: Dr. Erik Belinfante of Atlanta Oral & Facial Surgery

Official Team Hospital: Gwinnett Medical Center

Official Sports Rehabilitation Provider: GMC Sports Rehab

Team Health Care Provider: Gwinnett Medical Center

Team Optometric Physician: Dr. Christine Laube of Sugarloaf Eyecare

Team Podiatrist: Dr. Mark Light & Dr. Dan Howard of East Cobb Foot & Ankle Care





YEAR IN REVIEW

2013-14 FINAL NHL STANDINGS



2014-15 ARIZONA COYOTES

EASTERN CONFERENCE

ATLANTIC DIVISION

	RK	GP	W	L	OT	GF	GA	PTS
BOSTON	1	82	54	19	9	261	177	117
TAMPA BAY	3	82	46	27	9	240	215	101
MONTREAL	4	82	46	28	8	215	204	100
DETROIT	8	82	39	28	15	222	230	93
OTTAWA	11	82	37	31	14	236	265	88
TORONTO	12	82	38	36	8	231	256	84
FLORIDA	15	82	29	45	8	196	268	66
BUFFALO	16	82	21	51	10	157	248	52

METROPOLITAN DIVISION

	RK	GP	W	L	OT	GF	GA	PTS
PITTSBURGH	2	82	51	24	7	249	207	109
NY RANGERS	5	82	45	31	6	218	193	96
PHILADELPHIA	6	82	42	30	10	236	235	94
COLUMBUS	7	82	43	32	7	231	216	93
WASHINGTON	9	82	38	30	14	235	240	90
NEW JERSEY	10	82	35	29	18	197	208	88
CAROLINA	13	82	36	35	11	207	230	83
NY ISLANDERS	14	82	34	37	11	225	267	79

WESTERN CONFERENCE

CENTRAL DIVISION

	RK	GP	W	L	OT	GF	GA	PTS
COLORADO	2	82	52	22	8	250	220	112
ST LOUIS	3	82	52	23	7	248	191	111
CHICAGO	5	82	46	21	15	267	220	107
MINNESOTA	7	82	43	27	12	207	206	98
DALLAS	8	82	40	31	11	235	228	91
NASHVILLE	10	82	38	32	12	216	242	88
WINNIPEG	11	82	37	35	10	227	237	84

PACIFIC DIVISION

	RK	GP	W	L	OT	GF	GA	PTS
ANAHEIM	1	82	54	20	8	266	209	116
SAN JOSE	4	82	51	22	9	249	200	111
LOS ANGELES	6	82	46	28	8	206	174	100
PHOENIX	9	82	37	30	15	216	231	89
VANCOUVER	12	82	36	35	11	196	223	83
CALGARY	13	82	35	40	7	209	241	77
EDMONTON	14	82	29	44	9	203	270	67

2013-14 NHL INDIVIDUAL SCORING LEADERS

PLAYER	TEAM	POS	GP	G	A	PTS	+/-	PIM	PP	SH	GW	S
Sidney Crosby	PIT	C	80	36	68	104	18	46	11	0	5	259
Ryan Getzlaf	ANA	C	77	31	56	87	28	31	5	0	7	204
Claude Giroux	PHI	C	82	28	58	86	7	46	7	0	7	223
Tyler Seguin	DAL	C	80	37	47	84	16	18	11	0	8	294
Corey Perry	ANA	R	81	43	39	82	32	65	8	0	9	280
Phil Kessel	TOR	R	82	37	43	80	-5	27	8	0	6	305
Taylor Hall	EDM	L	75	27	53	80	-15	44	7	0	1	250
Alex Ovechkin	WSH	R	78	51	28	79	-35	48	24	0	10	386
Joe Pavelski	SJS	C	82	41	38	79	23	32	16	1	3	225
Jamie Benn	DAL	L	81	34	45	79	21	64	5	1	3	279
Nicklas Backstrom	WSH	C	82	18	61	79	-20	54	6	1	1	196
Patrick Sharp	CHI	L	82	34	44	78	13	40	10	0	3	313
Joe Thornton	SJS	C	82	11	65	76	20	32	2	0	3	122
Evgeni Malkin	PIT	C	60	23	49	72	10	62	7	0	3	191
Patrick Marleau	SJS	L	82	33	37	70	0	18	11	2	4	285
Anze Kopitar	LAK	C	82	29	41	70	34	24	10	0	9	200
Matt Duchene	COL	C	71	23	47	70	8	19	5	0	6	217
Martin St. Louis	TBL, NYR	R	81	30	39	69	13	10	9	1	5	204
Patrick Kane	CHI	R	69	29	40	69	7	22	10	0	6	227
Blake Wheeler	WPG	R	82	28	41	69	4	63	8	0	4	225
Kyle Okposo	NYI	R	71	27	42	69	-9	51	5	0	4	195
David Krejci	BOS	C	80	19	50	69	39	28	3	0	6	169
Chris Kunitz	PIT	L	78	35	33	68	25	66	13	0	8	218
Jonathan Toews	CHI	C	76	28	40	68	26	34	5	3	5	193
Thomas Vanek	BUF, NYI, MTL	L	78	27	41	68	7	46	8	0	4	248
Jaromir Jagr	NJD	R	82	24	43	67	16	46	5	0	6	231
John Tavares	NYI	C	59	24	42	66	-6	40	8	0	4	188
Jason Spezza	OTT	C	75	23	43	66	-26	46	9	0	5	223
Jordan Eberle	EDM	R	80	28	37	65	-11	18	7	1	4	200
Gabriel Landeskog	COL	L	81	26	39	65	21	71	5	0	4	222

2013-14 NHL DEFENSEMEN SCORING LEADERS

PLAYER	TEAM	GP	G	A	PTS	+/-	PIM	PP	SH	GW	S
Erik Karlsson	OTT	82	20	54	74	-15	36	5	0	1	257
Duncan Keith	CHI	79	6	55	61	22	28	3	0	3	198
Shea Weber	NSH	79	23	33	56	-2	52	12	0	4	195
Victor Hedman	TBL	75	13	42	55	5	53	3	0	2	170
P.K. Subban	MTL	82	10	43	53	-4	81	4	0	1	204
Keith Yandle	PHX	82	8	45	53	-23	63	3	0	2	241
Alex Pietrangelo	STL	81	8	43	51	20	32	2	0	1	164
James Wisniewski	CBJ	75	7	44	51	0	61	3	0	1	166
Niklas Kronwall	DET	79	8	41	49	0	44	5	0	0	110
Brent Burns	SJS	69	22	26	48	26	34	2	0	3	245
Mark Giordano	CGY	64	14	33	47	12	63	7	0	2	180
Matt Niskanen	PIT	81	10	36	46	33	51	3	0	6	162
Kevin Shattenkirk	STL	81	10	35	45	1	38	7	0	5	188
Oliver Ekman-Larsson	PHX	80	15	29	44	-4	50	8	0	6	199
Andrej Sekera	CAR	74	11	33	44	4	20	4	1	1	142
Mark Streit	PHI	82	10	34	44	3	44	4	0	2	121
Ryan McDonagh	NYR	77	14	29	43	11	36	2	3	4	177
Ryan Suter	MIN	82	8	35	43	15	34	3	0	0	150
Andrei Markov	MTL	81	7	36	43	12	34	2	1	1	131
Marek Zidlicky	NJD	81	12	30	42	-3	60	8	0	2	128
Alex Goligoski	DAL	81	6	36	42	9	28	3	0	0	141
Brent Seabrook	CHI	82	7	34	41	23	22	3	1	0	149
Zdeno Chara	BOS	77	17	23	40	25	66	10	0	3	168
Torey Krug	BOS	79	14	26	40	18	28	6	0	2	183
Roman Josi	NSH	72	13	27	40	-2	18	3	0	2	168



GOALS AGAINST AVERAGE

Player	Team	GP	Min	GA	GAA	W	L	OT
Josh Harding	MIN	29	1,667:40	46	1.65	18	7	3
Brian Elliott	STL	31	1,624:19	53	1.96	18	6	2
Cory Schneider	NJD	45	2,679:54	88	1.97	16	15	12
Tuukka Rask	BOS	58	3,386:27	115	2.04	36	15	6
Jonathan Quick	LAK	49	2,904:26	100	2.07	27	17	4
Chad Johnson	BOS	27	1,510:49	53	2.10	17	4	3
Ben Bishop	TBL	63	3,586:21	133	2.23	37	14	7
Jaroslav Halak	STL/WSH	52	2,938:35	110	2.25	29	13	7
Corey Crawford	CHI	59	3,395:01	128	2.26	32	16	10
Frederik Andersen	ANA	28	1,569:26	60	2.29	20	5	0

WINS, LOSSES, AND OT

Player	Team	GP	Min	W	L	OT
Semyon Varlamov	COL	63	3,639:46	41	14	6
Antti Niemi	SJS	64	3,740:17	39	17	7
Marc-Andre Fleury	PIT	64	3,792:24	39	18	5
Ben Bishop	TBL	63	3,586:21	37	14	7
Tuukka Rask	BOS	58	3,386:27	36	15	6
Carey Price	MTL	59	3,464:22	34	20	5
Steve Mason	PHI	61	3,485:36	33	18	7
Kari Lehtonen	DAL	65	3,803:59	33	20	10
Henrik Lundqvist	NYR	63	3,655:19	33	24	5
Corey Crawford	CHI	59	3,395:01	32	16	10

SAVE PERCENTAGE

Player	Team	GP	Min	GA	SA	SV%	W	L	OT
Josh Harding	MIN	29	1,667:40	46	690	.933	18	7	3
Tuukka Rask	BOS	58	3,386:27	115	1641	.930	36	15	6
Semyon Varlamov	COL	63	3,639:46	146	2013	.927	41	14	6
Carey Price	MTL	59	3,464:22	134	1828	.927	34	20	5
Anton Khudobin	CAR	36	2,084:18	80	1076	.926	19	14	1
Chad Johnson	BOS	27	1,510:49	53	708	.925	17	4	3
Ben Bishop	TBL	63	3,586:21	133	1758	.924	37	14	7
Jonathan Bernier	TOR	55	3,083:34	138	1787	.923	26	19	7
Sergei Bobrovsky	CBJ	58	3,299:26	131	1699	.923	32	20	5
Frederik Andersen	ANA	28	1,569:26	60	783	.923	20	5	0

SHUTOUTS

Player	Team	GP	Min	SO	SA	W	L	OT
Tuukka Rask	BOS	58	3,386:27	7	1641	36	15	6
Carey Price	MTL	59	3,464:22	6	1828	34	20	5
Jonathan Quick	LAK	49	2,904:26	6	1183	27	17	4
Marc-Andre Fleury	PIT	64	3,792:24	5	1774	39	18	5
Ben Bishop	TBL	63	3,586:21	5	1758	37	14	7
Henrik Lundqvist	NYR	63	3,655:19	5	1810	33	24	5
Kari Lehtonen	DAL	65	3,803:59	5	1888	33	20	10
Sergei Bobrovsky	CBJ	58	3,299:26	5	1699	32	20	5
Jaroslav Halak	WSH	52	2,938:35	5	1385	29	13	7
Jonas Hiller	ANA	50	2,908:48	5	1348	29	13	7



2013-14 NHL CATEGORY LEADERS

Goals: Alex Ovechkin, Washington	51
Assists: Sidney Crosby, Pittsburgh	68
Points: Sidney Crosby, Pittsburgh	104
Defenseman Points: Erik Karlsson, Ottawa	74
Rookie Points: Nathan MacKinnon, Colorado	63
Power-play goals: Alex Ovechkin, Washington	24
Shorthanded goals: Brad Marchand, Boston	5
Tyler Johnson, Tampa Bay	5
Game Winning Goals: Max Pacioretty, Montreal	11
SO Game-Deciding Goals: T.J. Oshie, St. Louis	5
Anze Kopitar, Los Angeles	5
Shots: Alex Ovechkin, Washington	386
Shooting Percentage: Tyler Bozak, Toronto	21.1%
Plus/Minus: David Krejci, Boston	Plus-39

Goals Against Average: Josh Harding, Minnesota	1.65
Wins: Semyon Varlamov, Colorado	41
Save Percentage: Josh Harding, Minnesota	93.3%
Shutouts: Tuukka Rask, Boston	7

2013-14 NHL AWARD WINNERS

Hart Memorial Trophy	Sidney Crosby, Pittsburgh
Calder Memorial Trophy	Nathan MacKinnon, Colorado
Vezina Trophy	Tuukka Rask, Boston
James Norris Memorial Trophy	Duncan Keith, Chicago
Jack Adams Award	Patrick Roy, Colorado
General Manager of the Year Award	Bob Murray, Anaheim
Lady Byng Memorial Trophy	Ryan O'Reilly, Anaheim
Frank J. Selke Trophy	Patrice Bergeron, Boston
William M. Jennings Trophy	Jonathan Quick, Los Angeles
Maurice "Rocket" Richard Trophy	Alex Ovechkin, Washington

Bill Masterton Memorial Trophy	Dominic Moore, NY Rangers
King Clancy Memorial Trophy	Andrew Ference, Edmonton
Art Ross Trophy	Sidney Crosby, Pittsburgh
Conn Smythe Trophy	Justin Williams, Los Angeles
Ted Lindsay Award	Sidney Crosby, Pittsburgh
Mark Messier Leadership Award	Dustin Brown, Los Angeles
NHL Foundation Player Award	Patrice Bergeron, Boston
Lester Patrick Award	Bill Daly and Paul Holmgren
Presidents Trophy	Boston Bruins

2013-14 NHL ALL-STAR TEAMS

FIRST ALL-STAR TEAM:

Goaltender	Tuukka Rask, Boston
Defense	Duncan Keith, Chicago
Defense	Zdeno Chara, Boston
Center	Sidney Crosby, Pittsburgh
Right Wing	Corey Perry, Anaheim
Left Wing	Jamie Benn, Dallas

SECOND ALL-STAR TEAM:

Goaltender	Semyon Varlamov, Colorado
Defense	Shea Weber, Nashville
Defense	Alex Pietrangelo, St. Louis
Center	Ryan Getzlaf, Anaheim
Right Wing	Alex Ovechkin, Washington
Left Wing	Joe Pavelski, San Jose

ROOKIE ALL-STAR TEAM:

Goaltender	Frederik Andersen, Anaheim
Defense	Torey Krug, Boston
Defense	Hampus Lindholm, Anaheim
Forward	Tyler Johnson, Tampa Bay
Forward	Nathan MacKinnon, Colorado
Forward	Ondrej Palat, Tampa Bay



Date	Team	W-L-OT	Record	GF-GA	Scorers	W	Goal	PP	PK	SF-SA	W-L	Gltdr.	Attend.
10/03/2013	New York Rangers	W	01-00-00	4-1	24,17,17p,17	17	1-3	3-4	32-24	41	/	30	17125+
10/05/2013	@ San Jose Sharks	L	01-01-00	1-4	23	48	0-1	2-4	23-51	31	/	41	17562+
10/08/2013	@ New York Islanders	L	01-02-00	1-6	11	91	0-3	4-6	34-28	20	/	41	10288
10/10/2013	@ Detroit Red Wings	W	02-02-00	4-2	53,89,26,50	26	0-2	2-2	38-30	41	/	35	20066+
10/11/2013	@ Philadelphia Flyers	W	03-02-00	2-1	53,23p	23	1-6	4-4	31-37	1	/	35	19713+
10/13/2013	@ Carolina Hurricanes	W	04-02-00	5-3	89p,36,28,36,19p	36	2-5	8-9	32-34	41	/	30	15384
10/15/2013	Ottawa Senators	O*	04-02-01	3-4	36,17,63p	89	1-4	2-3	37-32	41	/	41	10594
10/18/2013	@ Anaheim Ducks	O**	04-02-02	2-3	50,16	33	0-6	4-4	32-39	1	/	41	13206
10/19/2013	Detroit Red Wings	W	05-02-02	5-2	50,63,11,63,41	11	0-2	2-2	33-33	41	/	35	14624
10/22/2013	Calgary Flames	W	06-02-02	4-2	17p,63,63,36	63	1-3	3-3	33-24	41	/	35	10141
10/24/2013	@ Los Angeles Kings	L	06-03-02	4-7	14,11,11p,19	10	1-4	4-5	28-38	32	/	1	18118+
10/26/2013	Edmonton Oilers	W	07-03-02	5-4	11,26,6,3p,23p	23	2-6	2-2	28-30	41	/	1	11684
10/29/2013	Los Angeles Kings	W	08-03-02	3-1	53,19p,24	19	1-5	2-3	33-42	41	/	54	10452
10/31/2013	Nashville Predators	W**	09-03-02	5-4	29,53,19p,50	89	1-2	1-2	25-40	1	/	30	7401
11/02/2013	@ San Jose Sharks	W**	10-03-02	3-2	50,89	50	0-4	5-6	30-50	41	/	31	17562+
11/05/2013	Vancouver Canucks	W**	11-03-02	3-2	17,19	50	0-3	2-3	32-33	41	/	1	13459
11/06/2013	@ Anaheim Ducks	L	11-04-02	2-5	19,26p	10	1-4	2-4	26-29	1	/	41	14045
11/09/2013	Washington Capitals	W**	12-04-02	4-3	19p,28,19p	50	2-6	5-7	35-32	41	/	30	16106
11/12/2013	@ St. Louis Blues	W*	13-04-02	3-2	18,89,23	23	0-1	1-1	19-39	41	/	41	15678
11/14/2013	@ Chicago Blackhawks	O**	13-04-03	4-5	26,19p,28,26	37	1-3	2-3	30-52	50	/	41	21762+
11/16/2013	Tampa Bay Lightning	W	14-04-03	6-3	26p,11,63p,5,19,28	5	2-3	2-2	30-30	41	/	39	12562
11/21/2013	Colorado Avalanche	O*	14-04-04	3-4	26,11,50p	90	1-3	3-5	44-30	1	/	41	12285
11/23/2013	Anaheim Ducks	L	14-05-04	2-4	63,19	10	0-4	2-4	44-27	1	/	41	13490
11/25/2013	@ Nashville Predators	L	14-06-04	2-4	89,34	57	0-1	0-0	31-29	39	/	41	15728
11/27/2013	@ Minnesota Wild	W	15-06-04	3-1	89,17,17p	17	1-2	2-2	26-29	1	/	32	18265+
11/30/2013	Chicago Blackhawks	L	15-07-04	2-5	36,11p	4	1-5	4-5	34-36	31	/	41	17321+
12/03/2013	@ Edmonton Oilers	W	16-07-04	6-2	89p,17,19,63,3,18	19	1-3	5-6	33-33	41	/	40	16839+
12/04/2013	@ Calgary Flames	L	16-08-04	1-4	3	11	0-5	2-3	30-18	31	/	1	19289+
12/06/2013	@ Vancouver Canucks	O*	16-08-05	2-3	50,18	20	0-2	1-2	39-32	1	/	41	18910+
12/10/2013	@ Colorado Avalanche	W	17-08-05	3-1	50p,29,50	29	1-2	2-2	25-30	1	/	1	14110
12/12/2013	New York Islanders	W	18-08-05	6-3	3p,36,89,63,89,36	63	1-4	3-3	37-24	41	/	60	10996
12/14/2013	Carolina Hurricanes	L	18-09-05	1-3	12	53	0-2	4-4	38-33	35	/	41	11697
12/17/2013	@ Montréal Canadiens	L	18-10-05	1-3	89	67	0-4	2-4	27-28	31	/	41	21273+
12/19/2013	@ Toronto Maple Leafs	O**	18-10-06	1-2	11	19	0-2	3-3	35-27	34	/	41	19254+
12/21/2013	@ Ottawa Senators	W*	19-10-06	4-3	50,17p,50p,50	50	2-6	6-7	38-40	41	/	41	16716
12/23/2013	@ Buffalo Sabres	O*	19-10-07	1-2	11	3	0-5	3-3	37-32	30	/	41	18942+
12/27/2013	San Jose Sharks	O**	19-10-08	3-4	18,18,17p	12	1-2	2-3	37-32	31	/	41	17125+
12/28/2013	@ Anaheim Ducks	O*	19-10-09	2-3	11,63	11	0-2	3-3	25-41	1	/	1	17442+
12/31/2013	Edmonton Oilers	W*	20-10-09	4-3	3,34,89,3	3	0-2	1-1	45-25	1	/	80	17416+
01/02/2014	Columbus Blue Jackets	L	20-11-09	0-2		8	0-5	2-4	34-31	31	/	41	10539
01/04/2014	Philadelphia Flyers	L	20-12-09	3-5	36,28,89	93	0-4	2-3	29-28	35	/	41	14875
01/07/2014	Calgary Flames	W	21-12-09	6-0	19,11,89,28,26,36p	19	1-3	2-2	30-27	1	/	29	10229
01/09/2014	Minnesota Wild	L	21-13-09	1-4	89p	21	1-3	2-3	40-29	32	/	41	10075
01/11/2014	Anaheim Ducks	L	21-14-09	3-5	28,11p,63	15	1-6	2-3	31-30	1	/	1	13289
01/13/2014	@ Winnipeg Jets	L	21-15-09	1-5	23p	58	1-2	7-8	19-38	31	/	41	15004+
01/14/2014	@ St. Louis Blues	L	21-16-09	1-2	23p	74	1-3	2-3	21-18	41	/	41	16571
01/16/2014	Vancouver Canucks	W	22-16-09	1-0	50p	50	1-6	7-7	23-29	41	/	31	12307
01/18/2014	New Jersey Devils	W	23-16-09	3-2	29,14,11p	11	1-3	1-2	27-35	41	/	30	14005
01/20/2014	Toronto Maple Leafs	L	23-17-09	2-4	63p,50s	36	1-4	4-6	41-29	45	/	41	14476
01/22/2014	@ Calgary Flames	L	23-18-09	2-3	50s,19	18	0-2	2-2	32-26	31	/	41	19289+
01/24/2014	@ Edmonton Oilers	W	24-18-09	4-3	89,17p,53,63	63	1-2	5-5	29-39	41	/	80	16839+
01/26/2014	@ Vancouver Canucks	O*	24-18-10	4-5	50,50s,50p,19	3	1-5	4-4	33-25	1	/	41	18910+
01/28/2014	Los Angeles Kings	W	25-18-10	3-0	23,23p,50	23	1-3	2-2	29-30	1	/	32	13681
01/30/2014	Buffalo Sabres	L	25-19-10	2-3	50p,18	28	1-3	1-2	40-28	30	/	1	13000
02/01/2014	Pittsburgh Penguins	W	26-19-10	3-1	63,4,17	4	0-4	2-2	30-24	41	/	29	17362+
02/04/2014	Dallas Stars	L	26-20-10	1-3	50	21	0-2	3-4	28-40	32	/	41	12257
02/07/2014	Chicago Blackhawks	W	27-20-10	2-0	3p,17p	3	2-5	2-2	26-30	41	/	50	17525+
02/08/2014	@ Dallas Stars	L	27-21-10	1-2	17p	43	1-4	5-5	27-33	32	/	41	18532+
02/27/2014	@ Winnipeg Jets	O**	27-21-11	2-3	23,11p	12	1-5	3-4	36-29	31	/	41	15004+
02/28/2014	@ Colorado Avalanche	L	27-22-11	2-4	19p,19p	26	2-5	2-4	42-33	1	/	1	17649
03/02/2014	St. Louis Blues	L	27-23-11	2-4	12,14	22	0-3	2-3	25-30	39	/	41	13955
03/04/2014	Vancouver Canucks	W	28-23-11	1-0	50	50	0-3	0-0	32-23	41	/	31	13449
03/06/2014	Montréal Canadiens	W	29-23-11	5-2	17,28p,23,17,19p	23	2-3	4-5	23-26	41	/	30	15282
03/08/2014	@ Washington Capitals	L	29-24-11	2-3	38,17p	20	1-3	1-2	33-33	41	/	41	18506+
03/10/2014	@ Tampa Bay Lightning	W**	30-24-11	4-3	38,10,89	17	0-3	4-4	20-31	41	/	30	18167
03/11/2014	@ Florida Panthers	W	31-24-11	3-1	63p,23,17	23	1-3	4-5	26-32	41	/	1	12211
03/13/2014	@ Boston Bruins	L	31-25-11	1-2	28	12	0-5	1-1	22-20	40	/	41	17565+
03/15/2014	Calgary Flames	W	32-25-11	3-2	20,36,19p	19	1-8	2-4	26-31	41	/	37	16373
03/17/2014	@ Los Angeles Kings	W	33-25-11	4-3	36,89p,3,14	14	1-4	3-4	27-39	41	/	32	18118+
03/20/2014	Florida Panthers	W	34-25-11	2-1	17p,50	50	1-1	3-3	22-23	41	/	1	14442
03/22/2014	Boston Bruins	L	34-26-11	2-4	19,23p	22	1-3	3-3	33-28	40	/	41	17468+
03/24/2014	@ New York Rangers	O*	34-26-12	3-4	23p,14,24	27	1-4	2-2	21-36	30	/	1	18006+
03/25/2014	@ Pittsburgh Penguins	W	35-26-12	3-2	18,50p,89	89	1-5	0-1	29-25	1	/	29	18632+
03/27/2014	@ New Jersey Devils	W**	36-26-12	3-2	24,20	89	0-3	4-4	27-28	1	/	30	15583
03/29/2014	Minnesota Wild	L	36-27-12	1-3	89p	46	1-4	1-1	24-30	30	/	1	16691
04/01/2014	Winnipeg Jets	O**	36-27-13	1-2	4	16	0-2	1-1	29-22	31	/	1	13724
04/02/2014	@ Los Angeles Kings	L	36-28-13	0-4	70	0-2	2-4	17-32	32	/	1	18118+	
04/04/2014	Edmonton Oilers	O**	36-28-14	2-3	23p,24	89	1-2	1-1	26-26	30	/	1	14732
04/08/2014	@ Columbus Blue Jackets	O*	36-28-15	3-4	10,19,23	19	0-2	1-1	32-30	72	/	1	16289
04/10/2014	@ Nashville Predators	L	36-29-15	0-2	15	0-2	1-2	29-23	35	/	1	17174+	
04/12/2014	San Jose Sharks	L	36-30-15	2-3	63,19	39	0-1	2-3	32-32	31	/	40	15438
04/13/2014	Dallas Stars	W	37-30-15	2-1	19,18	18	0-5	1-2	31-17	1	/	30	15146

* = Overtime, ** = Shootout, + = Sellout

2013-14 INDIVIDUAL SCORING SUMMARY



2014-15 ARIZONA COYOTES

POS	Player	GP	G	A	P	+/-	PIM	PP	SH	GW	OT	S	S%	TOI/G
D	Keith Yandle	82	8	45	53	-23	63	3	0	0	1	241	3.3	24:08
R	Radim Vrbata	80	20	31	51	-6	22	10	0	0	0	263	7.6	17:57
L	Mikkel Boedker	82	19	32	51	-9	20	5	0	0	0	166	11.4	17:24
R	Shane Doan	69	23	24	47	-7	34	10	0	0	0	167	13.8	18:56
C	Mike Ribeiro	80	16	31	47	-13	52	4	0	0	0	110	14.5	17:59
C	Antoine Vermette	82	24	21	45	0	44	7	3	0	1	160	15	19:12
D	Oliver Ekman-Larsson	80	15	29	44	-4	50	8	0	0	1	199	7.5	25:53
C	Martin Hanzal	65	15	25	40	-9	73	5	0	0	0	169	8.9	18:40
L	Lauri Korpikoski	64	9	16	25	-7	24	1	0	0	0	109	8.3	16:04
R	David Moss	79	8	14	22	-1	18	0	0	0	0	151	5.3	14:39
D	Michael Stone	70	8	13	21	-10	38	2	0	0	0	105	7.6	18:12
C	Rob Klinkhammer	72	11	9	20	6	19	1	0	0	0	103	10.7	11:22
C	Kyle Chipchura	80	5	15	20	3	45	0	0	0	0	46	10.9	9:43
D	Derek Morris	63	5	12	17	-2	41	0	0	0	0	82	6.1	19:26
C	Jeff Halpern	69	5	7	12	-8	24	0	0	0	0	45	11.1	10:17
D	Zbynek Michalek	59	2	8	10	6	24	0	0	0	0	78	2.6	20:58
D	David Schlemko	48	1	8	9	2	18	0	0	0	0	61	1.6	16:23
L	Tim Kennedy	37	2	6	8	0	4	0	0	0	0	42	4.8	11:45
L	Paul Bissonnette	39	2	6	8	6	53	0	0	0	0	25	8	4:44
D	Connor Murphy	30	1	7	8	5	10	0	0	0	0	30	3.3	17:58
C	Brandon McMillan	22	2	4	6	0	4	0	0	0	0	35	5.7	12:35
R	Martin Erat	17	2	3	5	4	6	0	0	0	0	7	28.6	14:28
D	Rostislav Klesla	25	1	3	4	-3	24	0	0	0	0	22	4.5	15:30
R	Jordan Szwarz	26	3	0	3	-6	19	0	0	0	0	25	12	8:38
D	Chris Summers	18	2	1	3	0	15	0	0	0	0	17	11.8	14:55
C	Andy Miele	7	0	2	2	4	5	0	0	0	0	6	0	9:21
D	David Rundblad	12	0	1	1	-3	6	0	0	0	0	17	0	16:00
D	Brandon Gormley	5	0	0	0	4	2	0	0	0	0	4	0	14:32
R	Brandon Yip	2	0	0	0	0	0	0	0	0	0	1	0	6:52
C	Gilbert Brule	3	0	0	0	-1	2	0	0	0	0	3	0	11:33
L	Lucas Lessio	3	0	0	0	-2	2	0	0	0	0	4	0	11:31
C	Chris Brown	6	0	0	0	0	17	0	0	0	0	4	0	7:41

NO.	Goalie	GS	W	L	OT	SA	GA	GAA	SV	SV%	SO	G	A	PIM	MINS
41	Mike Smith	61	27	21	10	1871	159	2.64	1712	.915	3	1	3	14	3,609:58
1	Thomas Greiss	20	10	8	5	626	50	2.29	576	.920	2	0	0	0	1,312:20
40	Mark Visentin	1	0	1	0	32	3	3.05	29	.906	0	0	0	0	58:49

**GAMES PLAYED**

Keith Yandle	82
Mikkel Boedker	82
Antoine Vermette	82

GOALS

Antoine Vermette	24
Shane Doan	23
Radim Vrbata	20
Mikkel Boedker	19
Mike Ribeiro	16

ASSISTS

Keith Yandle	45
Mikkel Boedker	32
Radim Vrbata	31
Mike Ribeiro	31
Oliver Ekman-Larsson	29

POINTS

Keith Yandle	53
Radim Vrbata	51
Mikkel Boedker	51
Shane Doan	47
Mike Ribeiro	47

PENALTY MINUTES

Martin Hanzal	73
Keith Yandle	63
Paul Bissonnette	53
Mike Ribeiro	52
Oliver Ekman-Larsson	50

PP GOALS

Shane Doan	10
Radim Vrbata	10
Oliver Ekman-Larsson	8
Antoine Vermette	7
Mikkel Boedker	5
Martin Hanzal	5

PP ASSISTS

Keith Yandle	28
Oliver Ekman-Larsson	14
Mike Ribeiro	11
Radim Vrbata	11
Mikkel Boedker	11

PP POINTS

Keith Yandle	31
Oliver Ekman-Larsson	22
Radim Vrbata	21
Shane Doan	19
Mikkel Boedker	16

SH GOALS

Antoine Vermette	3
------------------	---

GW GOALS

Oliver Ekman-Larsson	6
Shane Doan	4
Antoine Vermette	4
Mike Ribeiro	3
Keith Yandle	2
Radim Vrbata	2
Martin Hanzal	2

OVERTIME GOALS

Keith Yandle	1
Oliver Ekman-Larsson	1
Antoine Vermette	1

SHOTS

Radim Vrbata	263
Keith Yandle	241
Oliver Ekman-Larsson	199
Martin Hanzal	169
Shane Doan	167

PLUS/MINUS

Zbynek Michalek	+6
Paul Bissonnette	+6
Rob Klinkhammer	+6
Connor Murphy	+5

SHOOTING PERCENTAGE

Antoine Vermette	15.0%
Mike Ribeiro	14.5%
Shane Doan	13.8%
Mikkel Boedker	11.4%
Rob Klinkhammer	10.7%

AVG TIME ON ICE PER GAME

Oliver Ekman-Larsson	25:53
Keith Yandle	24:08
Zbynek Michalek	20:58
Derek Morris	19:26
Antoine Vermette	19:12

BLOCKED SHOTS

Zbynek Michalek	165
Michael Stone	114
Keith Yandle	105
Derek Morris	104
Oliver Ekman-Larsson	80

HITS

Martin Hanzal	200
Rob Klinkhammer	168
Michael Stone	153
Lauri Korpikoski	136
Shane Doan	135

TAKEAWAYS

Shane Doan	48
Antoine Vermette	42
Radim Vrbata	41
Mikkel Boedker	33
Martin Hanzal	32
David Moss	32

GIVEAWAYS

Keith Yandle	65
Mike Ribeiro	46
Oliver Ekman-Larsson	36
Zbynek Michalek	23
Derek Morris	23

FACEOFFS TAKEN

Antoine Vermette	1,783
Martin Hanzal	1,099
Mike Ribeiro	903

FACEOFFS WON

Antoine Vermette	1,005
Martin Hanzal	599
Mike Ribeiro	391

FACEOFF WIN PERCENTAGE

Antoine Vermette	56.4%
Martin Hanzal	54.5%
Mike Ribeiro	43.3%

WINS

Mike Smith	27
Thomas Greiss	10

GOALS AGAINST AVERAGE

Thomas Greiss	2.29
Mike Smith	2.64
Mark Visentin	3.05

SAVE PERCENTAGE

Thomas Greiss	.920
Mike Smith	.915
Mark Visentin	.906

SHUTOUTS

Mike Smith	3
Thomas Greiss	2

2013-14 HOME & ROAD SCORING BREAKDOWN



2014-15 ARIZONA COYOTES

Player	GP	HOME			GP	ROAD			GP	TOTAL		
		G	A	P		G	A	P		G	A	P
Keith Yandle	41	5	27	32	41	3	18	21	82	8	45	53
Radim Vrbata	40	12	17	29	40	8	14	22	80	20	31	51
Mikkel Boedker	41	7	15	22	41	12	17	29	82	19	32	51
Shane Doan	35	13	10	23	34	10	14	24	69	23	24	47
Mike Ribeiro	41	12	14	26	39	4	17	21	80	16	31	47
Antoine Vermette	41	10	11	21	41	14	10	24	82	24	21	45
Oliver Ekman-Larsson	39	6	19	25	41	9	10	19	80	15	29	44
Martin Hanzal	32	8	15	23	33	7	10	17	65	15	25	40
Lauri Korpikoski	34	6	10	16	30	3	6	9	64	9	16	25
David Moss	39	4	7	11	40	4	7	11	79	8	14	22
Michael Stone	32	4	7	11	38	4	6	10	70	8	13	21
Rob Klinkhammer	34	8	3	11	38	3	6	9	72	11	9	20
Kyle Chipchura	40	3	9	12	40	2	6	8	80	5	15	20
Derek Morris	34	2	4	6	29	3	8	11	63	5	12	17
Jeff Halpern	37	2	4	6	32	3	3	6	69	5	7	12
Zbynek Michalek	29	2	3	5	30	0	5	5	59	2	8	10
David Schlemko	26	1	4	5	22	0	4	4	48	1	8	9
Tim Kennedy	18	1	2	3	19	1	4	5	37	2	6	8
Paul Bissonnette	26	2	2	4	13	0	4	4	39	2	6	8
Connor Murphy	18	1	5	6	12	0	2	2	30	1	7	8
Brandon McMillan	9	0	3	3	13	2	1	3	22	2	4	6
Martin Erat	8	0	3	3	9	2	0	2	17	2	3	5
Rostislav Klesla	12	0	1	1	13	1	2	3	25	1	3	4
Jordan Szwarz	11	2	0	2	15	1	0	1	26	3	0	3
Chris Summers	7	1	0	1	11	1	1	2	18	2	1	3
Andy Miele	2	0	2	2	5	0	0	0	7	0	2	2
David Rundblad	6	0	1	1	6	0	0	0	12	0	1	1
Chris Brown	2	0	0	0	4	0	0	0	6	0	0	0
Brandon Gormley	2	0	0	0	3	0	0	0	5	0	0	0
Brandon Yip	1	0	0	0	1	0	0	0	2	0	0	0
Gilbert Brule	0	0	0	0	3	0	0	0	3	0	0	0
Lucas Lessio	1	0	0	0	2	0	0	0	3	0	0	0

GOALTENDER		GP	W	L	OT	SA	GA	GAA	SAVES	SV%	SO
Mike Smith	Home Totals	32	17	10	3	905	76	2.47	829	.916	3
	Road Totals	30	10	11	7	966	83	2.82	883	.914	0
	Season Totals	62	27	21	10	1871	159	2.64	1712	.915	3
Thomas Greiss	Home Totals	11	5	3	2	261	17	1.76	244	.935	2
	Road Totals	14	5	5	3	365	33	2.70	332	.910	0
	Season Totals	25	10	8	5	626	50	2.29	576	.920	2
Mark Visentin	Home Totals	1	0	1	0	32	3	3.05	29	.906	0
	Road Totals	0	0	0	0	0	0	0	0	.000	0
	Season Totals	1	0	1	0	32	3	3.05	29	.906	0

YEAR IN REVIEW



Date	Opp.	RUNDBLAD #2	YANDLE #3	MICHALEK #4	MURPHY #5	SCHLEMKO #6	BRULE #8	ERAT #10
Oct 3	Vs NYR	0-0 0/0 17:57	0-1 1/1 19:59	0-0 1/2 21:38	MIN	0-0 3/0 19:27		
Oct 5	@ S.J	0-0 1/-1 18:33	0-0 1/-1 24:46	0-1 1/0 22:47	MIN	0-0 2/0 20:29		
Oct 8	@ NYI	0-0 1/-1 18:35	0-0 4/0 20:30	0-0 1/0 20:10	MIN	0-0 1/-1 18:25		
Oct 10	@ DET	DND	0-0 2/2 20:08	0-0 3/0 22:57	MIN	DND		
Oct 11	@ PHI	DND	0-0 1/0 17:59	0-0 1/0 20:33	MIN	DND		
Oct 13	@ CAR	DND	0-0 2/0 20:49	0-1 1/0 24:30	MIN	0-1 2/1 13:24		
Oct 15	Vs OTT	DND	0-0 2/-2 22:47	0-0 2/2 17:12	MIN	0-0 1/-2 20:35		
Oct 18	@ ANA	DND	0-1 4/0 23:16	0-0 1/0 21:40	MIN	0-0 1/1 18:22		
Oct 19	Vs DET	DND	0-0 2/1 21:24	0-0 1/0 19:46	MIN	0-0 4/1 13:42		
Oct 22	Vs CGY	DND	0-2 1/-1 19:01	0-0 2/0 25:33	MIN	0-0 0/1 14:37		
Oct 24	@ L.A	DND	0-2 3/-3 26:22	0-1 1/1 25:36	MIN	0-0 5/0 18:11		
Oct 26	Vs EDM	DND	1-1 3/-1 25:35	0-0 1/1 18:02	MIN	1-0 2/-1 15:06		
Oct 29	Vs L.A	DND	0-1 0/2 21:30	0-0 2/0 20:32	MIN	0-0 1/0 14:17		
Oct 31	Vs NSH	0-0 1/-1 17:19	0-2 3/-1 24:27	0-1 2/2 22:48	MIN	INJ		
Nov 2	@ S.J	0-0 0/0 12:04	0-0 3/-1 22:40	0-0 2/1 25:15	MIN	INJ		
Nov 5	Vs VAN	DND	0-1 1/1 28:47	0-0 1/-1 26:19	MIN	INJ		
Nov 6	@ ANA	0-0 1/-1 15:20	0-0 2/-2 21:11	0-0 1/0 20:08	MIN	DND		
Nov 9	Vs WSH	DND	0-2 5/0 28:09	0-0 2/0 18:36	MIN	0-1 0/0 18:56		
Nov 12	@ STL	DND	0-0 2/-1 19:03	0-0 0/1 24:16	MIN	0-0 0/0 19:07		
Nov 14	@ CHI	DND	0-2 1/1 25:23	0-0 0/0 4:31	MIN	0-0 0/0 23:33		
Nov 16	Vs T.B	0-1 0/1 12:09	0-0 2/-1 27:29	INJ	1-0 (W) 1/1 22:32	0-0 0/-1 8:53		
Nov 21	Vs COL	0-0 2/0 14:48	0-1 2/0 25:05	INJ	MIN	DND		
Nov 23	Vs ANA	0-0 4/0 14:23	0-0 7/1 26:25	INJ	MIN	DND		
Nov 25	@ NSH	DND	0-0 0/-1 22:21	INJ	MIN	0-0 3/0 16:44		
Nov 27	@ MIN	DND	0-0 2/0 17:19	INJ	0-0 0/0 14:09	0-1 1/2 20:28		
Nov 30	Vs CHI	DND	0-0 5/-2 21:17	INJ	0-0 2/-2 9:43	0-0 2/0 19:02	MIN	
Dec 3	@ EDM	DND	1-0 2/2 22:29	INJ	0-0 0/1 16:55	0-1 2/0 17:42	MIN	
Dec 4	@ CGY	DND	1-0 5/0 26:37	INJ	0-0 0/1 13:29	0-0 2/-2 16:26	MIN	
Dec 6	@ VAN	0-0 3/0 17:22	0-0 4/-1 25:00	INJ	0-0 0/0 22:23	0-0 5/-1 17:15	MIN	
Dec 10	@ COL	DND	0-1 3/0 26:43	0-0 1/1 17:32	0-0 2/0 26:50	0-0 1/0 14:28	DND	
Dec 12	Vs NYI	DND	1-1 4/4 25:14	0-0 1/0 16:23	0-1 0/2 24:48	0-0 1/-1 18:02	DND	
Dec 14	Vs CAR	DND	0-0 2/-2 23:32	0-0 2/0 20:15	0-1 3/-1 21:18	0-0 3/0 19:03	DND	
Dec 17	@ MTL	DND	0-0 1/0 27:46	0-0 0/0 0:40	0-1 1/1 24:32	0-0 1/0 17:39	DND	
Dec 19	@ TOR	DND	0-0 4/0 27:58	INJ	0-0 2/0 22:33	INJ	0-0 2/0 12:39	
Dec 21	@ OTT	DND	0-0 8/-1 26:48	INJ	0-0 1/0 19:22	INJ	0-0 0/-1 8:54	
Dec 23	@ BUF	DND	0-0 2/0 26:59	INJ	0-1 1/1 21:38	INJ	DND	
Dec 27	Vs S.J	DND	0-1 5/0 26:39	INJ	0-0 3/-1 23:37	0-1 0/2 15:49	DND	
Dec 28	@ ANA	DND	0-1 3/-2 24:39	INJ	0-0 1/0 21:22	0-0 0/1 14:23	0-0 1/0 13:07	
Dec 31	Vs EDM	DND	2-1 (W) 4/3 28:24	INJ	0-0 1/-2 19:33	0-0 0/0 16:39	MIN	
Jan 2	Vs CBJ	0-0 3/0 21:50	0-0 7/0 30:37	INJ	0-0 0/0 16:52	DND	MIN	
Jan 4	Vs PHI	DND	0-1 1/0 26:25	INJ	0-2 1/0 18:38	0-0 1/-1 21:05	MIN	
Jan 7	Vs CGY	DND	0-0 4/2 25:51	INJ	0-1 0/2 22:03	0-0 0/1 18:58	MIN	
Jan 9	Vs MIN	DND	0-0 6/-3 24:14	INJ	0-0 0/0 17:51	DND	MIN	
Jan 11	Vs ANA	DND	0-0 2/-3 26:51	INJ	0-0 1/0 11:34	DND	MIN	
Jan 13	@ WPG	DND	0-0 2/-3 18:35	INJ	MIN	0-0 1/0 16:58	MIN	
Jan 14	@ STL	DND	0-1 0/-1 24:25	INJ	MIN	0-0 1/0 11:34	MIN	
Jan 16	Vs VAN	DND	0-1 0/0 22:35	0-0 2/0 16:02	MIN	0-0 0/0 17:51	MIN	
Jan 18	Vs N.J	DND	0-2 3/0 21:39	0-0 4/0 15:49	MIN	0-0 1/0 15:30	MIN	
Jan 20	Vs TOR	DND	0-1 5/-2 25:10	0-0 4/0 19:16	MIN	0-0 2/0 15:34	MIN	
Jan 22	@ CGY	0-0 1/0 11:46	0-1 2/-1 27:44	0-0 3/0 20:30	MIN	INJ	MIN	
Jan 24	@ EDM	DND	0-0 4/2 18:43	0-0 2/-2 25:42	MIN	0-0 0/-1 15:28	MIN	
Jan 26	@ VAN	DND	0-0 0/1 24:22	0-0 1/-2 26:09	MIN	0-0 1/0 11:14	MIN	
Jan 28	Vs L.A	DND	0-0 1/0 22:54	0-0 0/1 21:36	0-0 0/1 15:35	0-0 1/1 15:24	MIN	
Jan 30	Vs BUF	DND	0-1 6/-1 25:46	0-1 1/0 21:23	0-0 2/0 13:38	0-0 2/0 13:25	MIN	
Feb 1	Vs PIT	DND	0-0 2/0 24:17	1-0 (W) 1/1 21:36	0-0 2/0 13:00	0-1 1/1 14:53	MIN	
Feb 4	Vs DAL	DND	0-0 3/-2 26:25	0-0 3/0 19:48	0-0 0/0 12:39	0-0 0/0 12:28	MIN	
Feb 7	Vs CHI	DND	1-1 (W) 4/0 23:07	0-0 2/0 24:44	DND	0-0 1/0 17:17	MIN	
Feb 8	@ DAL	DND	0-1 1/-1 22:29	0-0 1/-1 22:53	0-0 0/0 11:34	0-0 1/-1 14:54	MIN	
Feb 27	@ WPG	MIN	0-0 4/0 26:18	0-0 3/1 22:44	MIN	0-1 1/0 16:40	MIN	
Feb 28	@ COL	MIN	0-1 4/-1 25:52	0-0 1/-1 19:12	MIN	0-0 1/0 14:14	MIN	
Mar 2	Vs STL	MIN	0-1 3/-1 23:55	0-0 0/-1 20:49	MIN	0-0 2/1 16:28	MIN	
Mar 4	Vs VAN	DND	0-0 1/1 24:20	0-0 1/1 23:03	MIN	0-0 0/0 17:10	MIN	
Mar 6	Vs MTL	DND	0-1 2/0 21:49	0-0 1/1 25:15	MIN	0-1 1/1 9:15	MIN	0-0 1/2 16:30
Mar 8	@ WSH	DND	0-2 4/0 24:28	0-0 1/-1 19:09	MIN	INJ	MIN	0-0 0/-1 14:45
Mar 10	@ T.B	To CHI	0-1 2/-1 21:34	0-1 1/0 26:22	MIN	INJ	MIN	1-0 1/1 12:13
Mar 11	@ FLA		0-1 4/1 20:36	0-0 2/1 24:52	MIN	INJ	MIN	0-0 1/0 2:13
Mar 13	@ BOS		0-0 2/-1 27:21	0-0 0/0 18:06	MIN	INJ	MIN	INJ
Mar 15	Vs CGY		0-2 2/1 29:17	0-0 0/1 17:49	MIN	INJ	MIN	INJ
Mar 17	@ L.A		1-1 6/2 23:09	0-0 0/1 22:38	MIN	INJ	MIN	INJ
Mar 20	Vs FLA		0-0 4/0 21:51	0-0 0/-1 25:09	MIN	INJ	MIN	0-0 0/0 16:29
Mar 22	Vs BOS		0-1 1/-2 23:19	0-0 2/-1 23:15	MIN	INJ	MIN	0-0 0/0 15:29
Mar 24	@ NYR		0-1 5/-3 23:52	0-1 1/0 25:33	MIN	INJ	MIN	0-0 0/0 15:33
Mar 25	@ PIT		0-0 4/0 20:54	0-0 0/1 21:46	MIN	INJ	MIN	0-0 0/0 17:53
Mar 27	@ N.J		0-0 3/-1 27:30	0-0 1/-1 24:05	0-0 2/2 12:08	INJ	MIN	0-0 0/-1 18:12
Mar 29	Vs MIN		0-0 4/-2 26:58	0-0 2/-1 20:13	0-0 0/0 13:14	INJ	MIN	0-0 1/0 13:35
Apr 1	Vs WPG		0-0 1/-1 22:16	1-0 3/1 21:19	DND	INJ	MIN	0-0 0/0 13:57
Apr 2	@ L.A		0-0 2/0 22:01	0-0 0/-2 19:33	DND	INJ	MIN	0-0 0/0 14:20
Apr 4	Vs EDM		0-1 3/0 25:08	0-0 1/-1 23:33	DND	INJ	MIN	0-1 0/1 14:53
Apr 8	@ CBJ		0-1 4/1 24:07	0-0 2/-1 24:14	DND	INJ	MIN	1-0 3/0 16:41
Apr 10	@ NSH		0-0 3/0 27:30	0-0 2/0 16:27	DND	INJ	MIN	0-0 0/0 14:26
Apr 12	Vs S.J		0-0 6/1 24:49	DND	0-0 3/-1 21:18	INJ	MIN	0-1 0/1 15:49
Apr 13	Vs DAL		0-0 6/0 26:26	0-1 0/2 19:29	0-0 1/0 14:37	INJ	MIN	0-1 0/1 13:06



Date	Opp.	HANZAL #11	BISSONNETTE #12	HALPERN #14	KLESLA #16	VRBATA #17	MOSS #18	DOAN #19
Oct 3	Vs NYR	0-2 4/2 16:48	DND		INJ	3-0 (W) 4/2 15:18	0-0 2/1 14:25	0-0 5/0 18:38
Oct 5	@ S.J	0-0 1/-1 19:14	DND		INJ	0-0 2/-1 17:06	0-0 3/0 16:46	0-0 1/-1 15:09
Oct 8	@ NYI	1-0 5/-2 18:17	DND		INJ	0-1 4/-1 17:10	0-0 1/-1 14:30	0-0 1/-1 19:12
Oct 10	@ DET	0-1 2/0 20:19	0-0 0/0 5:05		0-0 0/-1 15:13	0-0 6/0 21:17	0-0 2/-1 15:09	0-0 1/3 17:39
Oct 11	@ PHI	0-1 0/-1 22:11	0-1 1/1 2:11		0-0 0/0 15:34	0-0 6/-1 21:10	0-0 1/0 14:48	0-0 4/0 18:21
Oct 13	@ CAR	0-0 2/0 20:59	0-1 1/1 3:56	MIN	DND	0-1 3/0 20:11	0-1 4/0 16:02	1-1 6/0 16:36
Oct 15	Vs OTT	0-1 3/0 19:46	0-0 0/0 5:39	0-0 0/0 8:30	0-0 3/-1 19:16	1-0 4/1 19:24	0-0 0/-1 13:16	0-0 1/0 21:58
Oct 18	@ ANA	0-1 4/1 17:47	0-0 0/0 2:37	0-0 0/-2 12:41	1-0 2/1 16:51	0-0 3/-1 17:21	0-0 2/1 14:31	0-1 4/0 23:40
Oct 19	Vs DET	1-0 (W) 4/0 16:55	DND	0-0 3/0 12:42	0-0 0/1 18:18	0-0 2/0 15:02	0-1 4/3 16:19	0-0 1/0 17:46
Oct 22	Vs CGY	0-0 3/1 17:33	0-0 0/-1 3:55	0-0 1/-1 10:16	0-0 0/2 14:26	1-0 5/0 16:11	0-1 1/2 18:42	INJ
Oct 24	@ L.A	2-0 3/-3 17:03	0-1 1/1 6:47	1-0 1/1 10:56	0-0 0/-1 1:04	0-2 2/-4 18:03	0-0 1/-1 13:47	1-0 2/0 17:09
Oct 26	Vs EDM	1-0 2/0 21:53	0-0 0/0 2:18	0-0 0/0 2:25	INJ	0-3 4/0 19:34	0-0 4/-1 15:58	0-1 2/1 21:14
Oct 29	Vs L.A	SUS	0-0 1/0 6:24	INJ	INJ	0-0 7/0 14:15	0-1 2/2 16:18	1-0 (W) 2/0 21:46
Oct 31	Vs NSH	SUS	0-0 0/0 6:06	INJ	INJ	0-0 3/-1 18:53	0-1 0/1 16:24	1-1 4/0 23:11
Nov 2	@ S.J	0-0 1/-1 25:36	DND	INJ	INJ	0-0 3/-1 20:34	0-0 1/0 15:41	0-0 3/-1 19:55
Nov 5	Vs VAN	0-1 4/0 20:37	0-0 0/0 6:00	INJ	0-0 0/0 19:37	1-0 3/0 18:02	0-1 3/1 14:47	1-0 8/1 18:42
Nov 6	@ ANA	0-1 2/-1 16:41	DND	INJ	0-0 0/1 19:08	0-0 3/0 7:51	0-1 4/-1 14:48	1-0 4/-2 17:59
Nov 9	Vs WSH	0-1 2/0 21:20	0-0 0/0 3:22	0-0 0/0 8:21	0-0 0/-1 10:32	INJ	0-0 1/1 17:13	2-0 5/0 24:48
Nov 12	@ STL	INJ	0-0 0/0 3:41	0-0 1/-1 14:53	0-1 1/1 16:35	INJ	1-0 3/1 19:31	0-1 1/2 21:08
Nov 14	@ CHI	0-0 3/1 17:12	DND	0-0 2/-2 9:26	0-0 0/-3 24:41	0-1 1/1 16:13	0-0 3/-1 17:02	1-1 4/0 19:17
Nov 16	Vs T.B	1-3 2/4 16:25	DND	0-0 1/0 10:25	DND	0-3 1/4 14:23	0-0 4/-2 14:03	1-0 2/0 19:34
Nov 21	Vs COL	1-0 6/1 21:08	0-1 0/1 5:31	0-0 0/1 8:34	0-1 3/0 16:32	0-0 5/1 20:07	0-0 2/-1 15:49	0-1 3/-1 17:56
Nov 23	Vs ANA	0-0 0/0 2:09	0-0 1/0 3:18	0-0 0/0 9:17	0-0 0/0 12:53	0-1 4/2 21:13	0-0 3/0 17:57	1-1 7/2 24:53
Nov 25	@ NSH	0-1 6/0 19:41	DND	0-0 1/-6 10:10	0-0 0/0 14:56	0-1 5/-1 19:44	0-0 0/-1 17:28	0-0 1/-2 9:43
Nov 27	@ MIN	0-1 3/1 18:21	DND	0-0 0/0 13:21	MIN	2-0 (W) 4/1 16:19	0-0 1/-1 16:33	0-1 1/-1 14:56
Nov 30	Vs CHI	1-0 5/-2 18:27	0-0 0/0 2:32	0-0 0/-1 6:06	DND	0-1 2/-2 17:52	0-0 3/-1 16:53	0-0 3/-2 18:34
Dec 3	@ EDM	0-0 4/0 19:34	DND	0-1 0/1 11:51	MIN	1-1 7/1 16:15	1-1 2/2 11:52	1-1 (W) 1/3 17:24
Dec 4	@ CGY	0-0 3/-1 16:39	DND	0-0 1/-1 10:59	MIN	0-0 2/-1 16:57	0-0 1/0 13:44	0-1 3/0 18:08
Dec 6	@ VAN	0-0 3/0 22:55	0-0 1/0 4:05	0-0 2/0 5:46	MIN	0-0 1/0 21:43	1-0 4/0 16:36	INJ
Dec 10	@ COL	0-0 3/0 20:15	0-1 0/1 3:53	0-1 2/0 10:28	MIN	0-0 1/0 16:53	0-0 1/0 15:49	INJ
Dec 12	Vs NYI	0-0 3/-1 19:21	0-0 0/-1 6:03	0-0 1/-1 9:03	MIN	0-1 6/0 17:44	0-0 4/2 15:58	INJ
Dec 14	Vs CAR	0-0 4/-2 18:38	1-0 3/1 5:35	0-1 0/1 9:32	MIN	0-0 2/-2 15:08	0-0 2/0 13:31	INJ
Dec 17	@ MTL	0-0 0/0 18:59	0-0 0/0 4:18	0-0 1/0 11:47	MIN	0-0 3/-1 20:55	0-0 3/-1 16:09	INJ
Dec 19	@ TOR	1-0 3/1 21:45	DND	0-0 0/-1 5:07	0-1 1/0 16:37	0-1 3/1 22:36	0-0 2/0 17:02	INJ
Dec 21	@ OTT	0-1 2/0 20:06	DND	DND	0-0 3/0 14:55	1-0 4/0 18:47	0-1 1/0 18:14	INJ
Dec 23	@ BUF	1-0 2/0 21:22	0-0 1/0 3:15	0-0 0/-1 10:20	0-0 4/-2 14:24	0-0 8/0 21:14	0-0 2/0 17:16	INJ
Dec 27	Vs S.J	0-0 1/-1 20:32	DND	0-0 0/0 6:04	INJ	1-0 4/-2 19:35	2-0 2/2 16:56	INJ
Dec 28	@ ANA	1-0 3/2 17:54	DND	0-0 0/-1 11:27	INJ	0-0 1/1 16:55	0-0 2/0 16:15	INJ
Dec 31	Vs EDM	0-1 5/1 20:24	0-0 4/0 5:38	0-0 1/1 5:11	INJ	0-1 2/1 21:39	0-0 1/-1 16:37	INJ
Jan 2	Vs CBJ	0-0 2/0 19:38	DND	0-0 1/0 8:47	0-0 1/0 24:09	0-0 7/0 18:50	0-0 1/0 14:48	INJ
Jan 4	Vs PHI	0-1 2/0 20:25	0-0 0/0 3:36	0-0 0/0 8:50	0-0 0/-1 14:53	0-0 4/0 19:48	0-0 3/-2 16:01	0-0 0/0 18:38
Jan 7	Vs CGY	1-1 1/2 18:31	0-0 1/0 7:14	0-1 1/1 12:17	0-0 2/2 14:36	0-2 2/2 17:51	0-0 1/0 16:03	1-1 (W) 2/2 14:51
Jan 9	Vs MIN	0-0 1/-1 19:25	0-0 0/-1 5:56	0-0 0/-1 8:16	0-0 1/0 13:31	0-0 3/-1 19:08	0-0 3/0 14:13	0-1 4/-2 17:35
Jan 11	Vs ANA	1-1 5/1 20:44	DND	0-0 2/-2 11:15	0-0 0/-1 11:23	0-3 5/1 18:04	0-0 2/0 14:40	0-0 1/-1 19:32
Jan 13	@ WPG	0-0 1/-1 16:38	0-0 0/0 2:51	0-0 0/0 9:04	0-0 1/0 17:09	0-0 0/-1 13:33	0-0 0/-2 17:02	0-1 1/0 16:55
Jan 14	@ STL	0-0 0/0 19:08	DND	DND	0-0 0/0 10:31	0-0 1/0 18:35	0-0 2/0 14:45	0-0 0/-1 18:23
Jan 16	Vs VAN	0-0 5/0 18:27	DND	0-0 0/0 8:40	DND	0-0 1/0 16:27	0-0 0/0 15:19	0-0 2/0 15:30
Jan 18	Vs N.J	1-1 (W) 2/0 17:41	DND	0-1 1/2 9:54	MIN	0-1 1/0 16:29	0-1 2/1 14:27	0-0 4/0 14:41
Jan 20	Vs TOR	INJ	DND	0-0 1/0 10:20	MIN	0-0 7/-1 21:30	0-0 2/-1 11:31	0-0 2/-1 19:30
Jan 22	@ CGY	INJ	DND	0-0 0/0 12:15	MIN	0-0 2/0 18:58	0-0 1/-1 12:28	1-0 6/0 20:18
Jan 24	@ EDM	0-1 1/-2 16:58	DND	0-1 1/1 11:45	MIN	1-0 6/-2 16:57	0-1 0/1 14:20	0-0 2/1 15:08
Jan 26	@ VAN	0-0 5/-2 19:42	0-0 0/0 1:36	0-0 0/0 8:57	MIN	0-0 5/-1 18:06	0-2 3/1 14:26	1-1 1/-1 21:46
Jan 28	Vs L.A	0-0 2/0 19:05	0-0 2/0 7:57	0-0 3/0 11:32	MIN	0-0 2/0 18:01	0-0 4/0 15:33	0-1 1/0 18:04
Jan 30	Vs BUF	0-0 7/0 19:31	0-0 0/0 5:55	0-1 1/1 8:12	MIN	0-0 5/0 19:16	0-0 4/1 14:46	0-0 1/-1 18:08
Feb 1	Vs PIT	0-1 3/0 21:10	0-0 0/0 2:43	0-0 1/0 8:50	MIN	1-0 4/1 19:58	0-0 4/0 13:45	0-0 0/0 20:17
Feb 4	Vs DAL	0-0 3/0 20:32	0-0 0/0 1:45	0-0 0/0 9:01	MIN	0-0 5/0 22:15	0-0 2/0 13:55	0-0 3/0 20:39
Feb 7	Vs CHI	INJ	0-0 1/0 4:36	0-0 0/0 12:22	MIN	1-0 2/0 20:11	0-0 1/0 14:47	0-0 2/0 19:48
Feb 8	@ DAL	0-0 2/-1 16:10	DND	0-0 1/0 12:55	MIN	1-0 6/-1 17:44	0-0 0/0 13:41	0-0 3/-1 17:06
Feb 27	@ WPG	1-0 5/1 19:03	DND	0-0 0/0 11:25	MIN	0-1 3/1 19:09	0-0 0/0 12:13	0-0 3/0 18:25
Feb 28	@ COL	0-0 2/-1 16:45	DND	0-0 1/0 12:47	MIN	0-0 4/-2 18:46	0-0 4/0 13:57	2-0 4/0 20:07
Mar 2	Vs STL	0-0 1/0 13:37	1-0 2/2 4:58	1-0 2/2 10:55	MIN	0-0 2/0 18:49	0-0 0/0 12:22	0-0 0/-3 22:12
Mar 4	Vs VAN	INJ	0-0 2/0 7:18	0-0 2/0 15:57	MIN	0-0 2/0 17:22	0-0 3/0 15:52	0-1 2/1 19:28
Mar 6	Vs MTL	INJ	DND	0-0 0/-1 9:57	MIN	2-0 2/2 14:46	0-0 2/-1 11:34	1-1 3/1 17:02
Mar 8	@ WSH	INJ	DND	0-0 0/0 12:00	MIN	1-0 1/-1 16:36	0-0 1/0 12:50	0-0 1/0 16:47
Mar 10	@ T.B	INJ	DND	0-0 1/0 13:59	MIN	0-0 0/0 15:50	0-0 1/-2 13:59	0-1 3/1 17:38
Mar 11	@ FLA	INJ	DND	0-0 0/0 8:34	MIN	1-2 3/2 17:53	0-0 2/0 16:48	0-0 4/0 20:11
Mar 13	@ BOS	INJ	DND	0-0 0/-1 8:38	MIN	0-0 3/0 17:08	0-0 3/0 11:33	0-1 2/0 23:17
Mar 15	Vs CGY	INJ	0-1 0/1 5:46	0-0 1/1 13:49	MIN	0-0 3/0 18:39	0-1 2/1 16:03	1-0 (W) 1/0 18:18
Mar 17	@ L.A	0-1 1/1 17:04	DND	1-0 (W) 1/0 12:41	MIN	0-1 5/1 16:19	0-0 2/-1 10:49	0-1 3/1 16:55
Mar 20	Vs FLA	0-1 2/0 18:17	DND	0-0 0/0 9:31	MIN	0-0 3/0 15:39	0-0 0/0 12:05	0-0 1/0 15:30
Mar 22	Vs BOS	0-0 3/-1 18:13	DND	0-0 0/0 10:21	MIN	0-0 2/-1 14:19	0-0 2/0 10:10	1-0 3/-1 16:27
Mar 24	@ NYR	0-0 0/0 20:31	DND	1-0 1/-1 11:32	MIN	0-0 3/0 18:13	0-0 0/-1 10:58	0-0 0/-2 18:18
Mar 25	@ PIT	0-1 0/1 20:10	0-0 0/0 2:43	0-0 0/0 13:57	MIN	0-0 2/0 19:43	1-0 6/1 14:28	0-2 3/0 22:34
Mar 27	@ N.J	0-0 3/-1 18:16	DND	0-0 0/-1 13:13	MIN	0-1 2/0 19:37	0-0 0/0 2:34	0-0 2/0 20:34
Mar 29	Vs MIN	0-0 2/-2 18:28	DND	0-0 0/-1 8:14	MIN	0-0 4/-1 19:09	INJ	0-1 1/-1 19:38
Apr 1	Vs WPG	0-0 1/0 18:00	DND	0-0 1/0 11:28	MIN	0-0 3/0 19:58	INJ	0-0 2/0 20:20
Apr 2	@ L.A	0-0 3/-1 16:51	DND	0-0 1/-1 11:55	MIN	0-0 0/-1 16:01	INJ	0-0 2/0 18:43
Apr 4	Vs EDM	0-0 1/-1 10:33	DND	0-0 0/0 11:38	MIN	0-0 5/0 16:34	0-0 1/0 14:47	0-0 1/-1 22:00
Apr 8	@ CBJ	INJ	DND	0-0 1/0 11:25	MIN	0-1 2/0 17:30	0-0 2/-1 13:20	1-0 3/1 20:53
Apr 10	@ NSH	INJ	DND	0-0 1/0 8:10	MIN	0-0 3/-1 17:10	0-0 0/0 10:39	0-0 1/-1 20:27
Apr 12	Vs S.J	INJ	0-0 1/0 8:39	0-0 1/0 10:54	MIN	0-1 3/1 14:02	0-0 2/0 11:28	1-0 5/0 18:53
Apr 13	Vs DAL	INJ	0-0 2/0 9:26	0-1 0/1 11:55	MIN	0-0 5/0 16:06	1-0 (W) 1/1 11:55	1-0 2/1 20:14



Date	Opp.	SUMMERS #20	MIELE #21	LESSIO #22	EKMEN-LARSSON #23	CHIPCHURA #24	STONE #26	KORPIKOSKI #28
Oct 3	Vs NYR	DND	MIN	0-0 1/0 9:22	0-1 4/2 22:34	1-0 2/1 9:56	DND	0-0 1/0 13:55
Oct 5	@ S.J	DND	MIN	0-0 1-1 15:09	1-0 3/0 22:32	0-0 0/0 9:49	DND	0-0 2/0 14:25
Oct 8	@ NYI	DND	MIN	0-0 2-1 10:04	0-0 3-2 23:27	0-0 1/0 8:58	0-0 1-2 18:53	0-0 2/0 15:03
Oct 10	@ DET	DND	MIN	MIN	0-0 0/1 25:06	0-0 3-1 14:49	1-0 (W) 4/0 17:19	0-0 3-1 13:53
Oct 11	@ PHI	MIN	MIN	MIN	1-0 (W) 4/0 25:28	0-0 1/0 10:06	0-0 2/0 21:07	0-0 3/0 14:43
Oct 13	@ CAR	MIN	MIN	MIN	0-0 2/0 25:41	0-0 1-1 8:16	0-0 0/2 15:01	1-0 2/0 13:19
Oct 15	Vs OTT	MIN	MIN	MIN	0-1 1/2 22:29	0-0 1/0 9:14	0-0 0-1 23:21	0-0 4-1 15:22
Oct 18	@ ANA	MIN	MIN	MIN	0-0 3-1 29:58	0-0 2-1 5:10	DND	0-0 0/0 17:04
Oct 19	Vs DET	MIN	MIN	MIN	0-1 2/1 24:44	0-0 0-1 10:52	DND	0-1 0/1 15:36
Oct 22	Vs CGY	MIN	MIN	MIN	0-1 1/0 29:16	0-0 1/0 13:25	DND	0-0 2/0 19:05
Oct 24	@ L.A	MIN	MIN	MIN	0-0 3-1 24:02	0-0 0-3 11:21	DND	INJ
Oct 26	Vs EDM	MIN	MIN	MIN	1-2 (W) 2/1 24:50	0-0 0-1 3:13	1-0 2/1 14:20	INJ
Oct 29	Vs L.A	MIN	0-2 1/2 10:14	MIN	0-1 2/0 26:08	1-1 1/2 12:25	0-0 2/1 16:24	INJ
Oct 31	Vs NSH	MIN	0-0 2/0 14:11	MIN	0-1 1/2 24:41	0-1 0/1 10:49	0-0 0-2 18:41	0-0 1-2 19:22
Nov 2	@ S.J	MIN	0-0 2/0 4:44	MIN	0-0 4/2 31:01	0-0 0/0 3:34	0-0 1/0 14:44	0-0 0/0 16:36
Nov 5	Vs VAN	MIN	DND	MIN	0-0 2/0 29:11	0-0 0/0 6:34	0-0 1/1 23:03	0-0 0/0 15:25
Nov 6	@ ANA	MIN	0-0 0/0 6:34	MIN	0-1 1/0 23:45	0-0 0/0 8:33	1-0 1-1 21:05	0-0 2-1 15:01
Nov 9	Vs WSH	MIN	MIN	MIN	0-1 6/1 30:39	0-0 1/0 6:16	0-0 0/0 22:22	1-0 1/1 16:21
Nov 12	@ STL	MIN	MIN	MIN	1-1 (W) 1/1 25:50	0-0 2-1 8:14	0-0 1/0 17:01	0-0 2-1 18:21
Nov 14	@ CHI	MIN	MIN	MIN	0-1 1/0 25:47	0-0 1-1 5:36	2-0 5/1 26:09	1-0 3/1 16:37
Nov 16	Vs T.B	MIN	MIN	MIN	0-0 3/3 27:16	0-0 0/0 11:14	1-0 4-1 21:10	1-2 1/3 12:52
Nov 21	Vs COL	MIN	MIN	MIN	0-0 2/0 25:34	0-1 2/1 8:10	1-0 5/0 21:51	INJ
Nov 23	Vs ANA	MIN	MIN	MIN	0-1 2-1 27:22	0-0 0/0 10:31	0-0 2/0 19:54	INJ
Nov 25	@ NSH	MIN	MIN	MIN	0-0 1-2 23:58	0-1 0/0 12:43	0-0 0-1 22:47	INJ
Nov 27	@ MIN	MIN	MIN	MIN	0-0 0-1 22:13	0-0 0/0 10:25	0-0 4-1 24:34	INJ
Nov 30	Vs CHI	MIN	MIN	MIN	0-1 1-1 24:30	0-0 0/0 7:16	0-1 1-1 19:53	INJ
Dec 3	@ EDM	MIN	MIN	MIN	0-1 2/2 24:45	0-0 1/0 10:29	0-0 1/2 18:22	INJ
Dec 4	@ CGY	MIN	MIN	MIN	0-0 0-1 26:50	0-0 1-1 8:48	0-0 2-1 17:50	INJ
Dec 6	@ VAN	MIN	MIN	MIN	0-0 4/1 23:30	0-0 0/1 13:22	0-0 1/1 21:52	INJ
Dec 10	@ COL	MIN	MIN	MIN	0-1 3/1 20:54	0-0 0/1 17:25	0-0 0/0 13:43	INJ
Dec 12	Vs NYI	MIN	MIN	MIN	0-1 2-1 18:56	0-0 1/0 14:06	0-0 2/0 17:20	INJ
Dec 14	Vs CAR	MIN	MIN	MIN	0-0 1-1 21:19	0-0 1/0 15:59	0-0 2/0 14:50	INJ
Dec 17	@ MTL	MIN	MIN	MIN	0-0 5-1 25:39	0-1 0/1 12:35	0-0 2/0 23:44	INJ
Dec 19	@ TOR	MIN	MIN	MIN	0-0 3/0 22:54	0-0 0-1 10:29	0-0 2/0 14:09	INJ
Dec 21	@ OTT	MIN	MIN	MIN	0-0 3/0 26:56	0-0 0-1 7:02	0-0 1/0 12:21	0-1 1/1 12:46
Dec 23	@ BUF	MIN	MIN	MIN	0-0 1/1 26:24	0-0 0/0 9:24	0-0 1-2 16:46	0-0 7/0 16:33
Dec 27	Vs S.J	MIN	MIN	MIN	0-0 5-2 25:25	0-0 0/0 5:09	0-0 1/2 14:09	0-0 2-1 15:48
Dec 28	@ ANA	MIN	MIN	MIN	0-1 1/0 25:09	0-0 1/0 12:07	0-0 0/0 13:44	0-0 2/0 14:37
Dec 31	Vs EDM	MIN	MIN	MIN	0-0 2/0 25:36	0-0 2/1 8:42	0-1 3/0 17:48	0-1 2-1 16:48
Jan 2	Vs CBJ	MIN	MIN	MIN	0-0 0/0 4:07	0-0 0/0 11:37	DND	0-0 2/0 13:59
Jan 4	Vs PHI	MIN	MIN	MIN	INJ	0-0 0/0 6:54	0-0 2-1 17:51	1-0 2/0 16:26
Jan 7	Vs CGY	MIN	MIN	MIN	INJ	0-0 0/1 11:28	1-1 2/1 14:09	1-2 4/3 17:09
Jan 9	Vs MIN	MIN	MIN	MIN	0-0 4-1 26:22	INJ	0-1 3/0 18:24	0-0 2/0 17:35
Jan 11	Vs ANA	MIN	MIN	MIN	0-1 1/2 27:42	0-1 1/0 9:24	0-0 1-1 18:29	1-0 3/0 13:59
Jan 13	@ WPG	MIN	MIN	MIN	1-0 4-1 27:15	DND	0-0 1-1 23:35	0-0 1-1 15:52
Jan 14	@ STL	MIN	MIN	MIN	1-0 6/0 29:33	0-0 0/0 7:38	0-0 1-1 20:48	0-0 1/0 14:37
Jan 16	Vs VAN	MIN	MIN	MIN	0-1 3/0 28:53	0-0 0/0 6:10	0-0 0/0 13:25	0-0 5/0 15:18
Jan 18	Vs N.J	MIN	MIN	MIN	0-0 1/1 25:56	0-1 0/1 10:59	0-0 1/0 21:11	0-0 2-1 16:03
Jan 20	Vs TOR	MIN	MIN	MIN	0-0 3/0 27:36	0-0 0/0 7:35	0-0 0-1 12:57	0-2 0/1 18:16
Jan 22	@ CGY	MIN	MIN	MIN	0-0 1-1 32:52	0-0 1/0 11:24	0-1 0-1 7:11	0-1 2/0 18:05
Jan 24	@ EDM	MIN	MIN	MIN	0-0 1-1 29:03	0-0 0/0 6:32	0-0 2-1 12:55	0-1 1/0 17:17
Jan 26	@ VAN	MIN	MIN	MIN	0-0 2-3 34:57	0-0 1/0 5:49	0-0 2/2 11:40	0-1 2/0 12:56
Jan 28	Vs L.A	MIN	MIN	MIN	2-0 (W) 4/1 26:38	0-0 1/0 12:13	DND	0-1 2/2 14:33
Jan 30	Vs BUF	MIN	MIN	MIN	0-0 3-1 26:15	0-0 0/0 7:54	DND	0-0 2/0 17:28
Feb 1	Vs PIT	MIN	MIN	MIN	0-1 1/1 27:23	0-0 0/0 4:21	DND	0-0 1/0 19:17
Feb 4	Vs DAL	MIN	MIN	MIN	0-0 3/0 26:04	0-0 0/0 5:47	DND	0-0 0-1 17:17
Feb 7	Vs CHI	MIN	MIN	MIN	0-0 2/0 26:39	0-0 2/0 12:08	0-0 3/0 21:22	0-0 2/0 19:23
Feb 8	@ DAL	MIN	MIN	MIN	0-0 1/0 28:59	0-0 0/0 7:40	0-0 1-1 19:11	0-0 2-1 17:07
Feb 27	@ WPG	DND	MIN	MIN	1-0 5/0 29:18	0-0 0/0 7:11	0-0 2-1 16:41	0-0 0-1 18:16
Feb 28	@ COL	DND	MIN	MIN	0-2 6-1 27:45	0-0 0/0 11:17	0-0 0/0 15:00	0-0 0/0 14:10
Mar 2	Vs STL	DND	MIN	MIN	0-0 1-1 23:58	0-1 0/2 6:25	0-1 2/1 15:38	0-0 2-1 16:18
Mar 4	Vs VAN	DND	MIN	MIN	0-0 5/0 28:28	0-0 1/0 6:59	0-0 2/0 24:01	0-0 0/0 15:32
Mar 6	Vs MTL	DND	MIN	MIN	1-1 (W) 3/1 30:48	0-2 0/2 12:00	0-1 0/2 15:12	1-0 2/0 16:20
Mar 8	@ WSH	0-0 3/0 15:29	MIN	MIN	0-0 5-1 23:44	0-0 0-1 11:52	0-1 5/0 18:40	0-0 2/0 17:43
Mar 10	@ T.B	0-0 0/1 15:25	0-0 1/1 10:42	MIN	0-0 1/0 29:33	0-0 1/0 8:06	0-0 1-1 23:44	0-0 0-1 15:57
Mar 11	@ FLA	0-0 1/0 14:38	0-0 0/1 8:17	MIN	1-0 (W) 2/1 26:45	0-0 1/0 9:38	0-0 1/1 21:20	0-1 1/1 17:00
Mar 13	@ BOS	0-0 0/0 12:35	0-0 0/0 10:45	MIN	0-1 1/0 29:00	0-0 0/0 8:33	0-0 1/0 13:51	1-0 5/1 18:33
Mar 15	Vs CGY	1-0 1/1 13:19	DND	MIN	0-0 2/0 24:21	0-0 0/1 8:55	0-0 1/1 16:39	0-1 5/1 18:03
Mar 17	@ L.A	0-0 1-1 16:46	DND	MIN	0-1 2/0 26:22	0-1 0/0 9:39	0-0 0-1 14:44	0-0 0/0 17:15
Mar 20	Vs FLA	0-0 0/1 14:27	MIN	MIN	0-1 2-1 24:18	0-0 1/0 11:43	0-0 1/1 13:50	0-0 2-1 16:23
Mar 22	Vs BOS	0-0 3/0 13:58	MIN	MIN	1-0 3-1 26:49	0-0 2/0 8:03	0-0 0/0 13:45	0-0 2-1 16:11
Mar 24	@ NYR	0-0 1/0 14:53	MIN	MIN	1-0 4/1 27:25	1-1 1/0 11:27	0-1 0/1 16:48	INJ
Mar 25	@ PIT	0-0 1-1 16:03	MIN	MIN	0-0 3/0 27:02	0-0 0/0 6:19	0-1 2/1 18:17	INJ
Mar 27	@ N.J	1-1 1/2 12:55	MIN	MIN	0-0 6-1 26:48	1-1 1/2 11:37	0-0 2-1 26:58	0-1 0/0 15:25
Mar 29	Vs MIN	0-0 1/0 12:21	MIN	MIN	0-1 1-2 26:07	0-0 0-1 9:30	0-0 5-1 21:13	0-0 0-1 13:29
Apr 1	Vs WPG	0-0 1/0 18:40	MIN	MIN	0-0 2/1 25:22	0-0 2/0 11:27	0-0 3-1 19:55	0-0 5/0 16:55
Apr 2	@ L.A	0-0 1-2 18:00	MIN	MIN	0-0 2/0 23:43	0-0 0-1 10:22	0-0 0/0 17:48	0-0 0/0 12:47
Apr 4	Vs EDM	0-0 0/0 17:27	MIN	MIN	1-1 6-1 24:01	1-0 1/1 13:41	0-0 0/0 19:22	0-0 1-2 18:05
Apr 8	@ CBJ	0-0 1-1 16:22	MIN	MIN	1-0 2/0 27:33	0-1 1/0 13:37	0-1 0/1 18:13	0-0 0-2 15:20
Apr 10	@ NSH	0-0 1/0 11:31	MIN	MIN	0-0 4-1 26:20	0-0 1/0 12:25	0-0 3-1 20:39	0-0 1/0 17:47
Apr 12	Vs S.J	0-0 0/0 13:47	MIN	MIN	0-0 3-1 24:52	0-1 1/0 15:39	0-0 1/1 22:44	0-0 1-1 15:58
Apr 13	Vs DAL	DND	MIN	MIN	0-0 1/0 22:42	0-0 0/0 12:23	DND	0-0 1/0 13:20



Date	Opp.	SZWARZ #29	YIP #32	GORMLEY #33	KENNEDY #34	KLINKHAMMER #36	MCMILLAN #38	BROWN #44
Oct 3	Vs NYR	MIN	MIN	MIN	MIN	0-1 0/1 10:38	MIN	0-0 0/0 5:27
Oct 5	@ S.J	MIN	MIN	MIN	MIN	0-0 1/0 10:37	MIN	0-0 1/0 7:31
Oct 8	@ NYI	MIN	MIN	MIN	MIN	0-0 2/0 8:37	MIN	0-0 1/0 6:21
Oct 10	@ DET	MIN	MIN	MIN	0-0 1/0 7:00	0-0 2/0 6:43	MIN	MIN
Oct 11	@ PHI	MIN	DND	MIN	0-1 0/1 5:19	0-0 2/1 7:17	MIN	MIN
Oct 13	@ CAR	MIN	DND	MIN	0-1 1/1 4:46	2-0 (W) 2/2 10:33	MIN	MIN
Oct 15	Vs OTT	MIN	MIN	MIN	DND	1-0 4/0 15:13	MIN	MIN
Oct 18	@ ANA	MIN	MIN	MIN	DND	0-0 1/1 12:42	MIN	MIN
Oct 19	Vs DET	MIN	MIN	MIN	0-0 1/0 8:33	0-1 0/2 11:51	MIN	MIN
Oct 22	Vs CGY	MIN	0-0 0/-1 6:12	MIN	MIN	1-0 4/1 14:23	MIN	MIN
Oct 24	@ L.A	MIN	0-0 1/1 7:33	MIN	MIN	0-0 2/0 16:55	MIN	MIN
Oct 26	Vs EDM	MIN	DND	MIN	0-1 0/-1 11:47	0-0 0/1 15:27	MIN	MIN
Oct 29	Vs L.A	0-0 2/0 8:16	MIN	MIN	0-0 0/0 6:36	0-0 2/0 17:13	MIN	MIN
Oct 31	Vs NSH	1-0 1/0 6:18	MIN	DND	MIN	0-0 0/1 16:00	MIN	MIN
Nov 2	@ S.J	0-0 0/0 4:15	MIN	DND	MIN	0-1 1/2 12:03	MIN	MIN
Nov 5	Vs VAN	0-0 2/0 7:14	MIN	MIN	MIN	0-0 3/0 15:36	MIN	MIN
Nov 6	@ ANA	0-0 2/0 13:22	MIN	MIN	MIN	0-0 2/0 15:36	MIN	MIN
Nov 9	Vs WSH	0-0 1/0 10:29	MIN	MIN	MIN	0-0 1/-1 11:04	MIN	MIN
Nov 12	@ STL	0-0 0/-1 9:29	MIN	MIN	MIN	0-1 1/1 16:10	MIN	0-0 0/0 7:07
Nov 14	@ CHI	0-0 0/-1 6:10	MIN	MIN	MIN	0-1 3/1 14:10	MIN	MIN
Nov 16	Vs T.B	0-0 1/0 11:18	MIN	MIN	MIN	0-0 2/-1 13:25	MIN	MIN
Nov 21	Vs COL	DND	MIN	MIN	0-1 5/1 13:12	0-0 0/-1 14:07	MIN	MIN
Nov 23	Vs ANA	DND	MIN	MIN	0-0 1/0 9:21	0-0 2/-2 12:41	MIN	MIN
Nov 25	@ NSH	0-0 2/-1 9:21	MIN	MIN	1-0 3/1 17:58	0-0 2/0 12:00	MIN	MIN
Nov 27	@ MIN	DND	MIN	MIN	0-1 1/1 15:15	0-0 2/1 14:56	MIN	0-0 1/0 9:18
Nov 30	Vs CHI	DND	MIN	MIN	0-0 2/-1 13:33	1-0 3/1 14:32	MIN	MIN
Dec 3	@ EDM	0-0 4/0 9:10	MIN	MIN	0-0 0/0 10:36	0-0 2/1 10:37	MIN	MIN
Dec 4	@ CGY	0-0 1/-1 11:36	MIN	MIN	0-0 1/-1 12:16	0-0 3/0 10:44	MIN	MIN
Dec 6	@ VAN	0-0 0/0 5:39	MIN	MIN	0-0 3/0 15:28	0-1 3/1 14:38	MIN	MIN
Dec 10	@ COL	1-0 (W) 1/0 10:52	MIN	MIN	0-0 1/0 15:16	0-0 0/0 16:37	MIN	MIN
Dec 12	Vs NYI	0-0 1/-1 8:56	MIN	MIN	0-0 1/0 13:45	2-1 2/2 13:19	MIN	MIN
Dec 14	Vs CAR	0-0 0/0 10:16	MIN	MIN	0-0 2/-1 14:58	0-0 3/-1 11:01	MIN	MIN
Dec 17	@ MTL	0-0 0/0 9:50	MIN	MIN	0-0 1/0 11:41	0-0 2/0 14:54	MIN	MIN
Dec 19	@ TOR	0-0 1/-1 6:24	MIN	MIN	0-0 2/1 19:05	0-0 0/0 9:04	MIN	MIN
Dec 21	@ OTT	0-0 1/0 6:29	MIN	MIN	0-0 0/0 10:22	0-0 0/0 7:46	MIN	MIN
Dec 23	@ BUF	DND	MIN	MIN	0-1 1/1 14:35	0-0 1/0 10:56	MIN	MIN
Dec 27	Vs S.J	0-0 0/0 6:39	MIN	MIN	0-0 3/2 16:36	0-0 1/-1 16:29	MIN	MIN
Dec 28	@ ANA	DND	MIN	MIN	0-0 1/2 13:55	0-0 2/-1 9:17	MIN	MIN
Dec 31	Vs EDM	MIN	MIN	MIN	1-0 3/0 15:56	0-0 3/0 13:14	MIN	DND
Jan 2	Vs CBJ	MIN	MIN	MIN	0-0 0/0 11:21	0-0 1/0 10:47	MIN	0-0 1/0 10:24
Jan 4	Vs PHI	MIN	MIN	MIN	DND	1-0 3/0 10:53	MIN	MIN
Jan 7	Vs CGY	MIN	MIN	MIN	DND	1-0 3/0 13:58	MIN	MIN
Jan 9	Vs MIN	MIN	MIN	MIN	0-0 0/-1 7:03	0-0 3/0 12:07	MIN	MIN
Jan 11	Vs ANA	MIN	MIN	MIN	0-0 0/-1 7:53	0-0 1/-1 11:05	MIN	MIN
Jan 13	@ WPG	0-0 0/-1 10:44	MIN	MIN	DND	0-0 0/-3 11:10	MIN	MIN
Jan 14	@ STL	0-0 0/0 8:54	MIN	MIN	0-0 2/0 13:11	0-0 2/0 7:11	MIN	MIN
Jan 16	Vs VAN	0-0 1/0 5:53	MIN	MIN	0-0 0/0 5:37	DND	MIN	MIN
Jan 18	Vs N.J	1-0 2/1 10:12	MIN	MIN	0-0 1/0 14:23	DND	MIN	MIN
Jan 20	Vs TOR	0-0 0/0 7:25	MIN	MIN	0-0 0/-1 12:31	0-0 3/-1 9:32	MIN	MIN
Jan 22	@ CGY	0-0 2/0 9:38	MIN	MIN	0-0 2/-2 11:48	0-0 0/-1 7:56	MIN	MIN
Jan 24	@ EDM	DND	MIN	MIN	0-0 1/-2 13:18	0-1 1/1 6:33	MIN	MIN
Jan 26	@ VAN	DND	MIN	MIN	0-0 1/0 13:21	DND	MIN	MIN
Jan 28	Vs L.A	MIN	MIN	MIN	DND	0-0 1/0 11:55	MIN	MIN
Jan 30	Vs BUF	MIN	MIN	MIN	0-0 1/0 11:06	DND	MIN	MIN
Feb 1	Vs PIT	MIN	MIN	MIN	DND	0-0 0/1 8:51	MIN	MIN
Feb 4	Vs DAL	MIN	MIN	MIN	DND	0-0 0/0 10:03	MIN	MIN
Feb 7	Vs CHI	MIN	MIN	MIN	0-0 0/0 7:41	0-0 2/0 6:45	MIN	MIN
Feb 8	@ DAL	MIN	MIN	MIN	0-0 0/0 8:06	0-0 2/-1 7:58	MIN	MIN
Feb 27	@ WPG	MIN	MIN	MIN	MIN	0-1 0/1 9:35	0-0 2/0 8:58	MIN
Feb 28	@ COL	MIN	MIN	MIN	MIN	0-0 1/-2 12:11	0-0 2/0 10:34	MIN
Mar 2	Vs STL	MIN	MIN	MIN	MIN	0-0 2/0 14:18	DND	MIN
Mar 4	Vs VAN	MIN	MIN	MIN	MIN	0-0 1/0 8:32	0-1 3/1 15:16	MIN
Mar 6	Vs MTL	MIN	MIN	MIN	MIN	0-0 1/-1 8:47	0-0 0/1 12:27	To WSH
Mar 8	@ WSH	MIN	MIN	DND	MIN	0-0 1/0 10:58	1-0 5/0 12:32	
Mar 10	@ T.B	MIN	MIN	0-0 1/1 13:22	MIN	DND	1-0 1/1 14:41	
Mar 11	@ FLA	MIN	MIN	0-0 0/0 11:49	MIN	DND	0-0 0/0 15:41	
Mar 13	@ BOS	MIN	MIN	DND	MIN	0-0 0/-1 7:23	0-0 3/-1 16:22	
Mar 15	Vs CGY	MIN	MIN	DND	MIN	1-0 2/1 8:10	0-0 1/0 10:40	
Mar 17	@ L.A	MIN	MIN	DND	MIN	1-0 2/1 12:04	0-0 1/0 10:03	
Mar 20	Vs FLA	MIN	MIN	DND	MIN	DND	0-0 1/1 11:20	
Mar 22	Vs BOS	MIN	MIN	DND	MIN	DND	0-1 3/0 10:46	
Mar 24	@ NYR	MIN	MIN	DND	MIN	0-0 0/0 10:03	0-0 1/-1 12:54	
Mar 25	@ PIT	MIN	MIN	0-0 0/1 15:58	MIN	0-0 1/0 4:30	0-1 2/1 15:52	
Mar 27	@ N.J	MIN	MIN	DND	MIN	0-0 0/1 7:48	0-0 1/0 15:14	
Mar 29	Vs MIN	MIN	MIN	DND	MIN	0-0 0/-1 7:53	0-0 1/-1 14:48	
Apr 1	Vs WPG	MIN	MIN	DND	MIN	0-0 0/0 11:28	0-0 0/0 13:47	
Apr 2	@ L.A	MIN	MIN	DND	MIN	0-0 0/0 11:19	0-0 1/-2 12:56	
Apr 4	Vs EDM	MIN	MIN	DND	MIN	DND	0-0 1/0 7:26	
Apr 8	@ CBJ	MIN	MIN	DND	MIN	0-0 2/0 9:48	0-0 4/0 10:00	
Apr 10	@ NSH	MIN	MIN	DND	MIN	0-0 0/0 7:13	0-0 1/0 9:00	
Apr 12	Vs S.J	MIN	MIN	0-0 0/0 12:30	MIN	DND	0-1 1/0 15:35	
Apr 13	Vs DAL	MIN	MIN	0-0 3/2 19:04	MIN	0-0 2/0 10:39	DND	



Date	Opp.	VERMETTE #50	MORRIS #53	RIBEIRO #63	BOEDKER #89	GAUDET #	GREISS #1	VISENTIN #40	SMITH #41
Oct 3	Vs NYR	0-1 1/1 16:06	0-1 2/1 18:45	0-0 1/0 19:19	0-0 0/0 20:08	MIN	DNP	MIN	1/24W 60
Oct 5	@ S.J	0-0 1/0 16:56	0-0 0/0 10:59	0-0 2/-1 16:10	0-0 0/1 15:38	MIN	DNP	MIN	3/50L 59
Oct 8	@ NYI	0-0 1/0 16:35	INJ	0-0 1/-1 19:14	0-1 2/-2 17:31	MIN	1/8 20	MIN	5/20L 40
Oct 10	@ DET	1-1 1/3 16:36	1-1 2/2 19:17	0-1 3/0 19:18	1-1 3/3 16:12	MIN	DNP	MIN	2/30W 60
Oct 11	@ PHI	0-0 2/0 19:15	1-0 2/0 19:34	0-1 1/-1 19:05	0-0 0/0 17:19	MIN	1/37W 60	MIN	DNP
Oct 13	@ CAR	0-0 2/0 17:29	0-1 0/-1 20:16	0-1 0/1 16:37	1-0 1/-1 14:56	MIN	DNP	MIN	3/34W 60
Oct 15	Vs OTT	0-2 3/0 19:33	INJ	1-0 7/0 18:31	0-1 1/-1 14:53	MIN	DNP	MIN	4/32O 63
Oct 18	@ ANA	1-0 1/1 22:33	0-0 2/-1 20:16	0-1 2/1 19:18	0-0 0/-1 14:13	MIN	DNP	MIN	2/39O 65
Oct 19	Vs DET	1-0 3/1 19:10	0-1 1/2 22:06	2-0 3/2 16:05	0-2 1/1 13:09	MIN	DNP	MIN	2/33W 60
Oct 22	Vs CGY	0-0 4/0 18:13	0-0 1/0 17:07	2-0 (W) 3/1 18:18	0-1 4/1 17:47	MIN	DNP	MIN	2/24W 60
Oct 24	@ LA	0-0 1/0 15:56	0-1 1/-2 25:08	0-0 0/-2 20:09	0-1 1/0 16:19	MIN	2/22L 39	MIN	4/15 20
Oct 26	Vs EDM	0-0 5/0 21:47	0-0 1/-1 22:07	0-0 0/-1 22:19	0-0 0/-1 18:13	MIN	DNP	MIN	4/30W 60
Oct 29	Vs LA	0-0 3/0 22:29	1-0 3/1 19:59	0-0 0/0 20:45	0-0 1/0 16:43	MIN	DNP	MIN	1/42W 60
Oct 31	Vs NSH	1-0 2/1 19:53	1-0 3/0 20:55	0-1 2/-1 23:58	0-0 0/0 12:47	MIN	4/40W 64	MIN	DNP
Nov 2	@ S.J	1-0 3/2 23:06	0-1 0/0 24:36	0-0 3/0 15:51	1-1 3/2 16:46	MIN	DNP	MIN	2/50W 65
Nov 5	Vs VAN	0-0 0/0 21:41	0-0 0/1 3:05	0-0 0/1 19:41	0-0 4/0 21:16	MIN	DNP	MIN	2/33W 65
Nov 6	@ ANA	0-0 1/-1 20:38	INJ	0-1 0/0 18:31	0-0 0/-2 18:37	MIN	DNP	MIN	4/28L 60
Nov 9	Vs WSH	0-1 2/0 18:45	INJ	0-0 6/0 23:19	0-0 2/-1 17:18	MIN	DNP	MIN	3/32W 65
Nov 12	@ STL	0-0 0/0 20:38	INJ	0-2 0/2 20:56	1-0 4/0 19:44	MIN	DNP	MIN	2/39W 61
Nov 14	@ CHI	0-0 1/1 21:21	INJ	0-1 0/0 21:12	0-1 2/1 19:24	MIN	DNP	MIN	4/52O 65
Nov 16	Vs T.B	0-0 2/-1 18:22	INJ	1-1 2/-2 19:21	0-0 2/-2 15:09	MIN	DNP	MIN	3/30W 60
Nov 21	Vs COL	1-0 2/-1 20:33	0-0 3/0 24:46	0-0 1/-1 19:47	0-0 1/-1 16:42	MIN	DNP	MIN	4/30O 64
Nov 23	Vs ANA	0-0 4/-2 21:26	0-1 2/0 19:49	1-0 3/2 27:14	0-0 2/-2 14:14	MIN	0/4 19	MIN	4/23L 40
Nov 25	@ NSH	0-1 3/0 16:26	0-0 0/0 19:14	0-0 1/-3 21:15	1-0 3/1 18:11	MIN	DNP	MIN	3/28L 59
Nov 27	@ MIN	0-1 1/0 16:06	0-1 2/2 21:17	0-0 0/0 15:54	1-0 3/1 14:36	MIN	1/29W 60	MIN	DNP
Nov 30	Vs CHI	0-0 0/0 20:01	0-0 3/0 25:11	0-1 1/-1 21:30	0-0 1/-1 15:04	MIN	DNP	MIN	4/35L 59
Dec 3	@ EDM	0-1 1/0 20:08	0-1 0/1 20:19	1-2 1/3 13:51	1-2 3/1 15:53	MIN	DNP	MIN	2/33W 60
Dec 4	@ CGY	0-1 1/0 17:54	0-0 0/-1 19:08	0-0 3/-1 18:22	0-0 1/1 17:35	MIN	4/18L 60	MIN	DNP
Dec 6	@ VAN	1-0 3/0 21:16	PER	0-1 1/0 23:05	0-0 1/-1 20:03	MIN	DNP	MIN	3/32O 64
Dec 10	@ COL	2-0 4/1 16:09	PER	0-1 0/-1 15:26	0-1 2/1 16:47	MIN	1/30W 60	MIN	DNP
Dec 12	Vs NYI	0-1 0/1 18:08	PER	1-2 (W) 3/3 16:25	2-0 5/1 18:29	MIN	DNP	MIN	3/24W 60
Dec 14	Vs CAR	0-0 3/-1 20:13	DND	0-0 3/-2 17:59	0-0 2/0 19:48	MIN	DNP	MIN	2/32L 59
Dec 17	@ MTL	0-0 1/0 18:51	DND	0-0 3/-1 18:49	1-0 3/1 16:05	MIN	DNP	MIN	2/27L 59
Dec 19	@ TOR	0-0 2/0 21:23	0-0 6/0 26:02	0-0 0/0 18:50	0-0 2/0 19:23	MIN	DNP	MIN	1/27O 65
Dec 21	@ OTT	3-0 (W) 5/1 22:20	0-1 5/1 24:54	0-0 2/-1 20:26	0-0 1/1 16:26	MIN	DNP	MIN	3/40W 62
Dec 23	@ BUF	0-0 2/-1 20:29	0-0 0/-1 21:37	0-0 1/0 15:13	0-0 3/0 18:49	MIN	DNP	MIN	2/32O 64
Dec 27	Vs S.J	0-0 3/-1 22:53	0-0 2/-1 24:09	0-2 1/2 17:54	0-0 4/0 19:42	MIN	DNP	MIN	3/32O 65
Dec 28	@ ANA	0-0 2/-2 18:07	0-0 0/-1 22:38	1-0 2/0 16:21	0-0 3/-2 15:58	MIN	3/41O 60	MIN	DNP
Dec 31	Vs EDM	0-0 2/0 20:38	0-1 1/1 21:58	0-0 1/0 22:00	1-0 8/1 21:18	MIN	0/15W 38	MIN	3/10 27
Jan 2	Vs CBJ	0-0 4/0 17:47	0-0 0/0 22:29	0-0 3/0 20:11	0-0 1/0 16:54	MIN	DNP	MIN	2/31L 59
Jan 4	Vs PHI	0-1 3/-1 18:01	0-0 1/0 21:37	0-0 2/-1 19:09	1-1 4/1 17:09	MIN	DNP	MIN	4/27L 59
Jan 7	Vs CGY	0-0 2/0 17:10	0-0 0/2 21:35	0-2 2/2 15:47	1-1 3/2 16:35	MIN	0/27W 60	MIN	DNP
Jan 9	Vs MIN	0-0 3/-1 17:14	0-0 3/-2 19:38	0-0 1/-1 17:46	1-0 3/-1 18:26	MIN	DNP	MIN	3/28L 60
Jan 11	Vs ANA	0-0 2/-1 15:13	0-0 1/-1 23:19	1-0 3/0 19:25	0-0 0/-2 15:51	MIN	4/23L 31	MIN	1/7 27
Jan 13	@ WPG	0-0 3/-1 21:06	0-0 1/-3 16:26	0-0 0/-1 10:01	0-1 3/-1 16:15	MIN	DNP	MIN	5/38L 60
Jan 14	@ STL	0-0 2/-1 16:45	0-0 1/0 23:29	0-0 0/0 18:30	0-1 2/-1 18:16	MIN	DNP	MIN	1/28L 59
Jan 16	Vs VAN	1-0 (W) 3/0 21:26	0-0 0/0 21:57	0-0 0/0 16:16	0-0 1/0 16:14	MIN	DNP	MIN	0/29W 60
Jan 18	Vs N.J	0-0 0/1 17:34	0-0 0/1 19:55	0-0 1/1 17:01	0-0 1/-1 18:17	MIN	DNP	MIN	2/35W 60
Jan 20	Vs TOR	1-0 4/1 18:01	0-0 3/1 19:27	1-0 2/-1 17:11	0-0 3/0 18:29	MIN	DNP	MIN	4/29L 58
Jan 22	@ CGY	1-0 3/0 17:36	0-0 2/1 20:04	0-1 2/1 18:52	0-0 2/-1 18:04	MIN	DNP	MIN	3/26L 59
Jan 24	@ EDM	0-1 2/1 18:43	1-0 2/3 18:29	1-1 (W) 1/0 14:44	1-0 2/1 17:25	MIN	DNP	MIN	3/39W 60
Jan 26	@ VAN	3-0 5/1 18:50	0-1 0/2 16:24	0-1 1/-1 18:41	0-1 3/-3 20:04	MIN	DNP	MIN	5/25O 62
Jan 28	Vs LA	1-1 2/2 16:00	0-0 1/0 18:18	0-0 0/0 13:15	0-2 2/2 17:24	MIN	0/30W 60	MIN	DNP
Jan 30	Vs BUF	1-0 3/-2 18:20	0-0 1/0 19:33	0-0 0/0 18:10	0-1 1/-2 18:51	MIN	3/28L 58	MIN	DNP
Feb 1	Vs PIT	0-1 2/1 18:22	0-0 3/1 18:30	1-1 4/2 16:11	0-0 1/1 18:36	MIN	DNP	MIN	1/24W 60
Feb 4	Vs DAL	1-0 2/0 16:30	0-0 2/0 23:26	0-0 1/-2 20:19	0-0 1/-1 14:36	MIN	DNP	MIN	2/39L 59
Feb 7	Vs CHI	0-1 0/0 20:53	0-0 0/0 6:08	0-1 0/0 19:34	0-1 2/0 18:29	MIN	DNP	MIN	0/30W 60
Feb 8	@ DAL	0-1 2/0 21:11	INJ	0-0 3/-1 14:39	0-0 1/0 17:41	MIN	DNP	MIN	2/33L 58
Feb 27	@ WPG	0-0 1/0 18:46	0-0 2/0 19:05	0-1 2/-1 19:58	0-0 3/-1 15:38	MIN	DNP	MIN	2/29O 65
Feb 28	@ COL	0-0 4/-1 19:27	0-0 1/-1 18:02	0-0 1/0 9:01	0-1 6/0 16:54	MIN	4/33L 58	MIN	DNP
Mar 2	Vs STL	0-0 2/-2 21:32	0-0 1/-1 19:12	0-0 0/-1 16:44	0-0 3/-2 18:18	MIN	DNP	MIN	4/30L 59
Mar 4	Vs VAN	1-0 (W) 4/1 19:02	0-0 0/0 2:58	0-0 1/0 18:04	0-0 2/0 20:40	MIN	DNP	MIN	0/23W 60
Mar 6	Vs MTL	0-0 0/0 17:57	0-0 1/-1 18:07	0-2 2/1 17:52	0-0 2/0 14:40	MIN	DNP	MIN	2/26W 60
Mar 8	@ WSH	0-1 1/1 18:07	0-0 2/0 18:30	0-0 0/-1 18:16	0-0 1/0 15:50	MIN	DNP	MIN	3/33L 59
Mar 10	@ T.B	0-1 2/-1 20:42	DND	0-0 1/0 20:40	1-0 2/-1 17:33	MIN	DNP	MIN	3/31W 65
Mar 11	@ FLA	0-1 0/1 18:15	DND	1-0 1/0 21:01	0-1 3/1 16:55	MIN	DNP	MIN	1/32W 60
Mar 13	@ BOS	0-0 1/1 17:01	0-0 0/-1 19:15	0-0 0/-2 22:33	0-0 1/0 16:51	MIN	DNP	MIN	2/20L 59
Mar 15	Vs CGY	0-1 0/0 21:13	0-0 0/0 18:35	0-0 2/0 16:08	0-0 3/0 19:16	MIN	DNP	MIN	2/31W 60
Mar 17	@ LA	0-0 0/0 20:51	0-0 0/1 16:35	0-0 1/0 12:49	1-0 2/0 16:14	MIN	DNP	MIN	3/39W 60
Mar 20	Vs FLA	1-0 (W) 2/0 18:15	0-0 1/0 21:10	0-0 1/0 13:57	0-1 1/0 14:06	MIN	DNP	MIN	1/23W 60
Mar 22	Vs BOS	0-0 0/-1 19:10	0-0 3/-2 19:02	0-1 1/-2 15:34	0-1 3/-2 18:49	MIN	DNP	MIN	3/27L 58
Mar 24	@ NYR	0-0 2/1 16:27	0-0 1/-3 15:33	0-0 0/-2 17:06	0-0 1/1 15:04	MIN	2/9O 10	MIN	2/27 52
Mar 25	@ PIT	1-0 3/0 20:59	DND	DND	1-1 (W) 2/0 19:29	MIN	2/25W 60	DNP	INJ
Mar 27	@ N.J	0-0 2/0 21:27	DND	DND	0-0 1/0 17:39	MIN	2/28W 65	DNP	INJ
Mar 29	Vs MIN	0-0 0/0 19:11	DND	0-0 1/-1 15:13	1-0 1/0 17:48	MIN	2/29L 59	DNP	INJ
Apr 1	Vs WPG	0-1 3/0 20:36	0-0 1/0 21:27	0-0 1/0 13:32	0-1 0/0 17:40	MIN	1/22O 65	DNP	INJ
Apr 2	@ LA	0-0 1/0 18:04	0-0 2/0 19:14	0-0 1/0 14:17	0-0 1/0 16:12	MIN	4/32L 60	DNP	INJ
Apr 4	Vs EDM	0-0 1/-1 22:12	0-0 2/0 20:55	0-0 0/0 13:03	0-1 2/0 22:42	MIN	2/26O 65	DNP	INJ
Apr 8	@ CBJ	0-0 3/0 21:18	0-0 0/-2 16:25	0-1 1/0 16:40	0-1 1/1 19:47	MIN	4/30O 63	DNP	INJ
Apr 10	@ NSH	0-0 1/0 20:23	0-0 0/0 17:33	0-0 1/-1 20:19	0-0 6/0 19:23	MIN	2/23L 59	DNP	INJ
Apr 12	Vs S.J	0-0 0/-1 17:16	DND	1-0 2/1 16:44	0-0 2/-1 17:08	DND	DNP	3/32L 59	INJ
Apr 13	Vs DAL	0-0 2/1 20:25	0-0 2/0 17:42	0-0 1/0 16:00	0-1 2/1 20:48	DND	1/17W 60	DNP	INJ



	2001-02	2002-03	2003-04	2005-06	2006-07	2007-08	2008-09	2009-10	2010-11	2011-12	2012-13	2013-14
Scoring first:	30-6-5-4	21-4-5-3	16-8-9-3	23-9-5	18-8-3	27-4-4	21-14-1	36-3-3	31-5-6	33-4-6	14-1-4	29-12-5
Opponent scoring first:	10-21-4-2	10-31-6-2	6-28-9-3	15-30-0	13-38-2	11-33-3	15-25-6	14-22-4	12-21-7	9-23-7	7-17-5	8-18-10
Leading after 1 period:	21-4-3-2	16-2-2-1	9-4-5-2	17-5-2	15-4-2	14-5-1	16-5-0	23-1-0	18-2-5	22-2-2	13-1-2	23-6-3
Trailing after 1 period:	4-15-2-2	6-24-3-1	2-25-6-3	6-24-1	7-32-2	7-23-2	4-17-2	6-16-4	9-13-2	3-18-2	2-11-5	6-15-6
Tied after 1 period:	15-8-4-2	9-9-6-3	11-7-7-1	15-10-2	9-10-1	17-9-4	16-17-5	21-8-3	16-11-6	17-7-9	6-6-2	8-9-6
Leading after 2 periods:	28-2-2-2	19-1-3-0	14-1-3-1	24-3-3	19-1-4	27-4-2	27-1-1	33-1-2	32-2-2	33-1-0	15-0-1	23-6-4
Trailing after 2 periods:	4-24-1-1	2-28-5-2	4-30-7-0	7-31-2	5-38-1	2-29-3	3-33-4	7-20-2	7-20-4	4-22-5	2-14-4	7-19-6
Tied after 2 periods:	8-1-6-3	10-6-3-3	4-5-8-5	7-5-0	7-7-0	9-4-2	6-5-2	10-4-1	4-4-7	5-4-8	4-4-4	7-5-5
1-goal games:	13-5-0-6	14-11-0-5	13-12-0-6	19-11-5	16-13-5	18-11-7	17-18	29-6-7	21-8-13	17-11-3	8-6-9	20-7-15
2-goal games:	12-7	8-9	4-7	4-10	6-7	8-12	9-8	8-8	10-6	11-3	7-5	9-14
3-goal games:	15-15	9-15	5-17	9-10	6-13	7-9	9-10	8-7	12-12	14-13	6-7	8-9
4-goal games:	3-3	3-6	1-3	6-4	2-9	4-2	1-6	4-3	3-3	3-2	4-4	1-2
5-or more goal games:	4-1	1-2	1-5	0-4	1-4	1-3	0-4	1-1	1-3	1-1	0-0	1-1
Scoring 4 or more goals:	25-1-0-1	17-0-1-1	6-3-2-2	23-6-2^	14-2-2^	23-1-1^	19-2-2^	19-0-1^	22-0-1^	22-0-1^	12-2-1	16-1-2
Scoring 3 or less goals:	15-26-9-5	14-35-10-4	16-33-16-4	15-33-3^	17-44-3^	15-36-6^	17-37-5^	31-25-6^	21-24-12^	21-28-11	9-16-8	21-29-13
Allowing 4 or more goals:	2-19-0-1	1-23-1-3	2-26-2-3	4-26-2^	6-36-3^	2-20-1^	3-25-3^	4-16-2^	2-14-7^	3-18-1^	3-11-3	2-17-6
Allowing 3 or less goals:	38-8-9-5	30-12-10-2	20-10-16-3	34-13-3^	25-10-2^	36-17-6^	33-14-4^	46-9-5^	41-11-6^	38-11-11	18-7-6	27-22-8
Outshooting opponent:	17-13-2-2	14-14-3-4	6-9-6-2	18-17-3	16-15-1	21-16-2	13-8-1	22-14-4	12-8-5	14-14-3	11-6-6	11-17-10
Outshot by opponent:	20-14-7-3	16-20-8-1	16-25-12-2	19-20-2	14-30-4	16-21-3	20-28-6	26-7-3	30-15-7	25-11-9	9-11-3	23-11-4
Even shots:	3-0-0-1	1-1-0-0	0-2-0-2	1-2-0	1-1-0	1-0-2	3-3-0	2-4-0	1-3-1	3-2-1	1-1-0	3-2-1
vs Northeast Division:	2-4-2-0	2-4-0-0	1-3-1-0	3-2-0	0-0-0	2-3-0	2-4-0	3-3-0	2-2-2	3-0-2	0-0-0	
vs Atlantic Division:	6-1-0-0	4-2-0-1	1-3-0-2	0-0-0	3-2-0	3-2-0	2-3-1	4-1-1	2-2-2	2-4-1	0-0-0	
vs Southeast Division:	4-1-1-1	4-4-1-0	3-2-1-1	3-2-0	3-2-0	0-0-0	4-2-0	4-2-0	2-2-2	3-3-0	0-0-0	
vs EASTERN CONF:	12-6-3-1	10-10-1-1	5-8-2-3	6-4-0	6-4-0	5-5-0	8-9-1	11-6-1	6-6-6	8-7-3	0-0-0	
vs Central Division:	11-7-2-0	8-8-3-1	6-5-9-0	10-8-2	10-10-0	8-10-2	6-11-3	13-5-2	12-5-3	8-9-3	6-7-2	
vs Pacific Division:	7-8-3-2	6-7-4-3	8-10-4-2	15-15-2	9-18-5	19-11-2	13-9-2	13-7-4	11-12-1	13-6-5	9-7-2	
vs Northwest Division:	10-6-1-3	7-10-3-0	3-13-3-1	7-12-1	6-14-0	6-11-3	9-10-1	13-7-0	14-3-3	13-5-2	6-4-5	
vs WESTERN CONF:	28-21-6-5	21-25-10-4	17-28-16-3	32-35-5	25-42-5	33-32-7	28-30-6	39-19-6	37-20-7	34-20-10	21-18-9	
Overtime, Home:	3-3-03	3-2-06	4-4-07	5-1-03	4-2-01	5-0-4	4-0-3	8-0-2				
Overtime, Road:	1-3-06	1-3-05	1-2-11	5-1-00	3-1-01	4-1-02	0-4-0	11-1-04				
Overtime, Overall:	4-6-09	4-5-11	5-6-18	10-2-03	7-3-02	9-1-06	4-4-03	19-1-6				

2013-14

vs Atlantic Division: 8-5-3
 vs Metropolitan Division: 9-5-2
 vs EASTERN CONF: 17-10-5

vs Central Division: 6-11-4
 vs Pacific Division: 14-9-6
 vs WESTERN CONF: 20-20-10

^ Does not include goals credited for shootout wins since 2005-06

* Under new division alignment



A COYOTES PLAYER SCORES A GOAL, TALLIES AN ASSIST, A POINT OR RECORDS A MULTI-POINT GAME...

Player	Goal	Assist	Point	Multi-Point	Player	Goal	Assist	Point	Multi-Point
Bissonnette	0-2-0	4-0-1	4-2-1	0-0-0	Miele	0-0-0	1-0-0	1-0-0	1-0-0
Boedker	13-5-0	14-8-6	22-12-6	9-1-0	Morris	5-0-0	9-2-1	13-2-1	1-0-0
Chipchura	3-0-2	6-5-3	7-5-4	3-0-1	Moss	4-1-2	11-1-1	14-2-3	1-0-2
Doan	11-7-3	13-7-4	20-12-5	7-2-2	Murphy	1-0-0	2-3-1	3-3-1	0-1-0
Ekman-Larsson	6-4-4	16-7-4	19-11-8	4-1-1	Ribeiro	8-4-2	14-4-7	17-8-7	10-0-1
Erat	1-0-1	1-1-1	2-1-2	0-0-0	Rundblad	0-0-0	1-0-0	1-0-0	0-0-0
Halpern	2-2-1	5-2-0	7-4-1	0-0-0	Schlemko	1-0-0	6-1-2	7-1-2	0-0-0
Hanzal	5-4-5	16-4-2	18-7-7	4-2-0	Smith	1-0-0	2-0-1	3-0-1	0-0-0
Kennedy	1-1-0	4-0-2	5-1-2	0-0-0	Stone	4-1-2	5-5-3	8-6-5	1-0-1
Klesla	0-0-1	1-0-2	1-0-3	0-0-0	Summers	2-0-0	1-0-0	2-0-0	1-0-0
Klinkhammer	6-2-1	6-0-3	11-2-4	2-0-0	Vermette	10-4-4	13-5-2	21-9-6	4-0-2
Korpikoski	5-3-1	10-2-1	13-5-2	2-1-0	Szwarz	3-0-0	0-0-0	3-0-0	0-0-0
McMillan	1-1-0	2-2-0	3-3-0	0-0-0	Vrbata	12-2-2	11-7-4	21-9-6	8-2-0
Michalek	1-0-1	4-3-1	5-3-2	0-0-0	Yandle	6-1-0	18-10-8	19-11-8	10-2-1

RECORD WHEN THE COYOTES SCORE 0, 1, 2, 3, 4, or 5 POWER PLAY GOALS

0 PPG	1 PPG	2 PPG	3 PPG	4 PPG	5 PPG
11-16-7	19-13-8	7-1-0	0-0-0	0-0-0	0-0-0

RECORD WHEN THE COYOTES ALLOW 0, 1, 2, 3, 4, or 5 POWER PLAY GOALS

0 PPG	1 PPG	2 PPG	3 PPG	4 PPG	5 PPG
21-7-9	14-14-5	2-9-1	0-0-0	0-0-0	0-0-0

RECORD WHEN THE COYOTES PLAY ON THIS DAY OF THE WEEK

Sun	Mon	Tue	Wed	Thu	Fri	Sat
2-0-1	2-4-2	12-4-3	1-4-0	8-6-4	3-1-4	9-11-1

RECORD WHEN THE COYOTES PLAY IN THIS MONTH

Oct	Nov	Dec	Jan	Feb	Mar	Apr
9-3-2	6-4-2	5-3-5	5-9-1	2-3-1	9-5-1	1-3-3

2013-14 MISCELLANEOUS STATS

Power-Play Scoring

	G	A	Pts
Keith Yandle	3	28	31
Oliver Ekman-Larsson	8	14	22
Radim Vrbata	10	11	21
Shane Doan	10	9	19
Mikkel Boedker	5	11	16
Mike Ribeiro	4	11	15
Antoine Vermette	7	6	13
Martin Hanzal	5	8	13
Michael Stone	2	4	6
David Schlemko	0	3	3
David Moss	0	2	2
Lauri Korpikoski	1	1	2
Derek Morris	0	1	1
David Rundblad	0	1	1
Rob Klinkhammer	1	0	1

Shorthanded Scoring

	G	A	Pts
Antoine Vermette	3	0	3
Lauri Korpikoski	0	3	3
Michael Stone	0	1	1

Goals by Period

	1	2	3	OT	T	Avg
Phoenix Coyotes	61	78	68	3	210	2.6
Opponents	65	76	75	8	224	2.7

Shots by Period

	1	2	3	OT	T	Avg
Phoenix Coyotes	830	827	789	53	2499	30.5
Opponent	756	899	826	60	2541	31.0

Power-Play

	G	Att	Pct
Overall:	56	282	19.9% (3rd NHL)
Home:	32	145	22.1% (5th NHL)
Road:	24	137	17.5% (14th NHL)

5 SHORT HANDED GOALS ALLOWED (T- 4th NHL))

Penalty Killing

	PPGA	Att	Pct
Overall:	57	272	79.0% (26th NHL)
Home:	29	124	76.6% (29th NHL)
Road:	28	148	81.1% (18th NHL)

3 SHORT HANDED GOALS SCORED (T- 10th NHL)

Penalties

	GP	Min	Avg.
	82	810	9.9 (T - 7th NHL)

Situational Goals

	For	Against
5 on 5	141	141
5 on 4	52	5
5 on 3	3	0
4 on 4	6	9
4 on 3	0	0
3 on 3	0	0
3 on 4	0	1
3 on 5	0	5
4 on 5	3	51
Empty Net	5	12
Penalty Shots	0	0
Total	210	224



TEAM RECORD		2013-14 SEASON RECORD		ALL-TIME FRANCHISE RECORD	
Winning streak	5	Oct. 26 - Nov. 5, 2013	9	Mar. 8-27, 1985	
Winning streak, home	8	Oct. 19 - Nov. 16, 2013	10	Nov. 21 - Dec. 29, 2009	
Winning streak, road	3	Oct. 10 - 13, 2013	8	Feb. 25-Apr. 6, 1985	
Undefeated streak	5	Oct. 26 - Nov. 5, 2013	14	Oct. 25-Nov. 28, 1998 (12-0-2)	
Undefeated streak, home	8	Oct. 19 - Nov. 16, 2013	11	Oct. 15-Dec. 20, 1998 (10-0-1)	
Undefeated streak, road	3	Oct. 10 - 13, 2013	9	Feb. 25-Apr. 7, 1985 (8-0-1)	
Losing streak	4	2 times (Last: Feb. 8 - Mar. 2, 2014)	10	Feb. 6-25, 1994	
Losing streak, home	3	Nov. 21 - 30, 2013	6	Oct. 6 - Nov. 3, 2007 Jan. 27 - Feb. 16, 2009	
Losing streak, road	5	2 times (Last: Jan. 26 - Mar. 8, 2014)	13	Jan. 26-Apr. 14, 1994	
Winless streak	7	Mar. 29 - Apr. 12, 2014	30	Oct. 19-Dec. 20, 1980 (0-23-7)	
Winless streak, home	5	Mar. 22 - Apr. 12, 2014	14	Oct. 19-Dec. 14, 1980 (0-9-5)	
Winless streak, road	5	2 times (Last: Jan. 26 - Mar. 8, 2014)	18	Oct. 10-Dec. 20, 1980 (0-16-2)	
Largest margin of victory	6	vs. CGY, Jan. 7, 2014	9	vs CGY, Mar. 25, 1987 (10-1) vs CGY, Feb. 3, 1988 (9-0) at TOR, Mar. 5, 1988 (10-1)	
Largest margin of defeat	5	at NYI, Oct. 8, 2013	13	at MIN, Nov. 11, 1981 (15-2)	
Most goals, game	6	4 times (Last: at CGY, Jan. 7, 2014)	12	at NYR, Feb. 25, 1985	
Most goals, home, game	6	3 times (Last: vs. CGY, Jan. 7, 2014)	10	vs CGY, Mar. 25, 1987	
Most goals, road, game	6	at EDM, Dec. 3, 2013	12	at NYR, Feb. 25, 1985	
Most goals against, game	7	at LAK, Oct. 24, 2013	15	at MIN, Nov. 11, 1981	
Most goals against, home, game	5	3 times (Last: vs. ANA, Jan. 11, 2014)	12	vs MTL, Oct. 19, 1983	
Most goals against, road, game	7	at LAK, Oct. 24, 2013	15	at MIN, Nov. 11, 1981	
Most goals, both teams, game	11	at LAK, Oct. 24, 2013	18	at DET, Nov. 25, 1987 (10-8 L)	
Most goals, period	4	2 times (Last: vs. NYI, Dec. 12, 2013) (2nd period)	6	vs VAN, Nov. 9, 1984 (2nd period)	
Most goals against, period	4	2 times (Last: vs. STL, Mar. 2, 2014) (3rd period)	8	at MIN, Nov. 11, 1981 (2nd period)	
Most power play goals, game	2	8 times (Last: vs. MTL, Mar. 7, 2014)	5	vs CGY, Mar. 9, 1988 vs. CAR, Dec. 3, 2005 vs. FLA, Jan. 19, 2006	
Most power play goals against, game	2	12 times (Last: at LAK, Apr. 2, 2014)	5	at MIN, Nov. 11, 1981	
Most shorthanded goals, game	1	3 times (Last: at VAN, Jan. 26, 2014)	4	vs VAN, Apr. 7, 1995	
Most shorthanded goals against, game	1	5 times (Last: at TBL, Mar. 10, 2014)	3	at EDM, Dec. 21, 1983 at CHI, Oct. 12, 1988 vs STL, Jan. 14, 2003	
Most penalty minutes, game	30	2 times (Last: at WPG, Jan. 13, 2014) (12 penalties)	140	at VAN, Dec. 31, 1987	
Fewest penalty minutes, game	0	vs. VAN, Mar. 4, 2014	0	vs HFD, Dec. 30, 1981 at ANA, Apr. 6, 2008 at STL, Feb. 24, 2009 vs. VAN, Mar. 4, 2014	
Most shots, game	44	3 times (Last: vs. EDM, Dec. 31, 2013)	54	vs LAK, Mar. 30, 1983 vs VAN, Feb. 10, 1985	
Fewest shots, game	17	at LAK, Apr. 2, 2014	11	vs DAL, Apr. 16, 1998	
Most shots against, game	52	at CHI, Nov. 14, 2013	57	vs VAN, Nov. 18, 1980	
Fewest shots against, game	17	vs. DAL, Apr. 13, 2014	12	vs NJD, Oct. 22, 1982	
Most shots, period	21	3 times (Last: vs. BUF, Jan. 30, 2014) (1st period)	25	vs CGY, Feb. 5, 1982 (2nd period)	
Fewest shots, period	1	vs. MTL, Mar. 6, 2014 (2nd period)	0	vs NYR, Jan. 15, 1982 (2nd period) at CGY, Mar. 24, 2003 (1st period)	
Most shots against, period	23	at CHI, Nov. 14, 2013 (2nd period)	27	at MIN, Nov. 11, 1981 (2nd period)	
Fewest shots against, period	2	at STL, Jan. 14, 2014 (3rd period)	0	vs TBL, Dec. 2, 1999 (2nd period)	



INDIVIDUAL RECORDS		2013-14 SEASON RECORD		ALL-TIME FRANCHISE RECORD	
Longest goal streak	3	4 times (Last: Vermette, Jan. 26 - 30)	9	T. Selanne, Mar. 15-Apr. 1, 1993	
Longest assist streak	5	3 times (Last: Korpikoski, Jan. 20 - 29)	14	P. Housley, Dec. 26, 1992-Jan. 19, 1993	
Longest point streak	10	Vermette: Jan. 20 - Feb. 8	18	D. Hawerchuk, Feb. 23-Apr. 7, 1985	
Most goals, game	3	3 times (Last: Vermette at VAN, Jan. 26, 2014)	5	W. Lindstrom, at PHI, Mar. 2, 1982	
				A. Zhamnov, at LAK, Apr. 1, 1995	
Most goals, period	2	5 times (Last: Vermette, at VAN, Jan. 26, 2014 (2nd period))	3	D. Christian vs. HFD, Mar. 26, 1980 (3rd period)	
				S. Barnes vs. LAK, Nov. 11, 1991 (3rd period)	
				A. Zhamnov at LAK, Apr. 1, 1995 (3rd period)	
				K. Tkachuk at DAL, Mar. 26, 1996 (3rd period)	
				S. Upshall vs. NSH, Jan. 21, 2010 (3rd period)	
Most assists, game	3	4 times (Last: Vrbata vs. ANA, Jan. 11, 2014)	5	D. Hawerchuk (3 times)	
				P. Housley, vs HFD, Jan. 18, 1993	
				K. Tkachuk, at BUF, Feb. 23, 2001	
Most assists, period	2	12 times (Last: Riberio, vs. MTL, Mar. 6, 2014)	5	D. Hawerchuk, vs. LAK, Mar. 6, 1984 (2nd period)	
Most points, game	4	Hanzal: vs. TBL, Nov. 16, 2013	6	D. Hawerchuk (3 times)	
				W. Lindstrom, at PHI, Mar. 2, 1982	
				T. Steen, vs HFD, Oct. 24, 1984	
				E. Olczyk, vs CGY, Dec. 21, 1991	
Most penalty minutes, game	17	Brown: vs. NYR, Oct. 3, 2013	49	T. Domi, at VAN, Feb. 9, 1995	
Most shots, game	8	3 times (Last: Vrbata at BUF, Dec. 23, 2013)	12	B. Mullen, vs LAK, Mar. 30, 1982	
				N. Emerson, vs FLA, Feb. 24, 1994	
				J. Roenick, at TOR, Mar. 22, 1997	
Best plus-minus, game	4	3 times (Last: Yandle, vs. NYI, Dec. 12, 2013)	7	D. Babych, at TOR, Mar. 13, 1982	
Most shots faced by goalie, game	52	Smith: at CHI, Nov. 14, 2013	55	N. Khabibulin, at PHI, Jan. 28, 1997	
*Most ice time, game	32:52	Ekman-Larsson: at CGY, Jan. 22, 2014	32:52	O. Ekman-Larsson: at CGY, Jan. 22, 2014	
Most ice time, OT game	34:57	Ekman-Larsson: at VAN, Jan. 26, 2014	34:57	O. Ekman-Larsson: at VAN, Jan. 26, 2014	
Most shorthanded goals, game	1	3 times (Last: Vermette at VAN, Jan. 26, 2014)	2	K. Tkachuk, vs. VAN, Apr. 7, 1995	
Most power play goals, game	2	2 times (Last: Doan at COL, Feb. 28, 2014)	3	P. MacLean, vs. LAK, Nov. 13, 1986	
				R. Neufeld vs. VAN, Nov. 1, 1987	
				P. MacLean, vs. CGY, Mar. 9, 1988	
				L. Nagy, vs. CAR, Dec. 3, 2005	

*All-time franchise record for ice time beginning the 1997-98 season when the real-time stats program was introduced.

HAT TRICKS

Recorded a hat trick at home...October 3, 2013 vs. New York Rangers
– Radim Vrbata

Recorded a hat trick on the road...January 26, 2014 at Vancouver
– Antoine Vermette

Recorded two hat tricks in one game...November 20, 1988 vs. Edmonton
– Iain Duncan and Andrew McBain (Winnipeg Jets)

Recorded hat tricks in back-to-back games...April 27, 2013 at Anaheim
– Radim Vrbata, October 3, 2013 vs. New York Rangers – Radim Vrbata

Had a player score four or more goals in one game...April 1, 1995 vs. Los Angeles – Alexei Zhamnov, 5 goals (Winnipeg Jets)

Allowed an opposing player to score a hat trick...January 9, 2014 vs. Minnesota – Justin Fontaine

OVERTIME

Won a home game in overtime...December 31, 2013 vs. Edmonton
– Keith Yandle

Lost a home game in overtime...November 21, 2013 vs. Colorado
– Ryan O'Reilly

Won a road game in overtime...December 21, 2013 at Ottawa
– Antoine Vermette

Lost a road game in overtime...April 8, 2014 at Columbus Blue Jackets
– Ryan Johansen

SHOOTOUT

Won a home game in a shootout...November 9, 2013 vs. Washington
– Antoine Vermette

Lost a home game in a shootout...April 4, 2014 vs. Edmonton
– Sam Gagner

Won a road game in a shootout...March 27, 2014 at New Jersey
– Mikkel Boedker

Lost a road game in a shootout...February 27, 2014 at Winnipeg
– Olli Jokinen

SHUTOUT

Shutout an opponent at home...March 4, 2014 vs. Vancouver
– Mike Smith

Shutout an opponent on the road...March 16, 2013 at Columbus
– Mike Smith

Were shutout by opponent at home...January 2, 2014 vs. Columbus
– Curtis McElhinney

Were shutout by opponent on the road...April 10, 2014 at Nashville
– Pekka Rinne

Had back-to-back shutouts (team)...March 31, 2012 vs. Anaheim (4-0)
& April 3, 2012 vs. Columbus (2-0) – Mike Smith (both)

Had back-to-back shutouts (player)...March 31, 2012 vs. Anaheim (4-0)
& April 3, 2012 vs. Columbus (2-0) – Mike Smith

Were shutout by opponent in back-to-back games...March 16, 2013
at Columbus & March 18, 2013 at Los Angeles

Had three or more consecutive shutouts...March 29, 2012 vs. San Jose
(2-0), March 31, 2012 vs. Anaheim (4-0), April 3, 2012 (2-0)
– Mike Smith (155 consecutive saves – **NHL record**)

Longest shutout sequence...332:01 – Brian Boucher
(Dec. 22, 2003 – Jan. 11, 2004 – **NHL record**)

1-0 GAMES

Won a 1-0 game at home...March 4, 2014 vs. Vancouver

Lost a 1-0 game at home...December 7, 2007 vs. San Jose

Won a 1-0 game on the road...February 9, 2013 at San Jose

Lost a 1-0 game on the road...March 16, 2013 at Columbus

5+, 10 + Goals

Won by five or more goals...January 7, 2014 vs. Calgary; 6-0

Lost by five or more goals...October 8, 2013 at New York Islanders; 6-1

Scored 10 or more goals at home...March 25, 1987 vs. Calgary; 10-1 win
(Winnipeg Jets)

Allowed 10 or more goals at home...November 29, 1981 vs. Edmonton;
10-2 loss (Winnipeg Jets)

Scored 10 or more goals on the road...November 24, 1990 at Quebec;
11-4 win (Winnipeg Jets)

Allowed 10 or more goals on the road...October 12, 1988 at Chicago;
10-1 loss (Winnipeg Jets)

20+/ 50+ Shots

Recorded 20 or more shots in a period...January 30, 2014 vs. Buffalo;
1st period (21)

Allowed 20 or more shots in a period...November 14, 2013 at Chicago;
2nd period (23)

Recorded 50 or more shots...March 6, 1998 vs. Carolina; 50 shots

Allowed 50 or more shots...November 14, 2013 at Chicago; 52 shots

SHORTHANDED GOALS

Scored a shorthanded goal at home...January 20, 2014 vs. Toronto
– Antoine Vermette

Scored a shorthanded goal on the road...January 26, 2014 at Calgary
– Antoine Vermette

Allowed a shorthanded goal at home...January 30, 2014 vs. Buffalo
– Zemgus Girgensons

Allowed a shorthanded goal on the road...March 10, 2014 at Tampa Bay
– Tyler Johnson

EMPTY NET GOALS

Scored an empty net goal at home...November 16, 2013 vs. Tampa Bay
– Lauri Korpikoski

Scored an empty net goal on the road...November 27, 2013 at Minnesota
– Radim Vrbata

Allowed an empty net goal at home...March 29, 2014 vs. Minnesota
– Zach Parise

Allowed an empty net goal on the road...December 17, 2013 at Montreal
– Max Pacioretty

PENALTY SHOTS

Scored on a penalty shot...November 21, 2011 vs. Washington
– Lauri Korpikoski scored on Tomas Vokoun (SH)

Were unsuccessful on a penalty shot...October 19, 2013 vs. Detroit
– Shane Doan stopped by Jimmy Howard

Allowed a goal on a penalty shot...December 31, 2011 at Minnesota
– Matt Cullen scored on Curtis McElhinney

Stopped the shooter on a penalty shot...November 23, 2013 vs. Anaheim
– Emerson Etem stopped by Mike Smith

TRAILED AND WON/LED AND LOST

Trailed by two goals and won...December 31, 2013 vs. Edmonton

Trailed by three goals and won...October 31, 2013 vs. Nashville

Led by two goals and lost...March 24, 2014 at New York Rangers (OT)

Led by three goals and lost...February 1, 2011 at San Jose

**July 2013**

- 1 Signed goaltender Mike Smith to a six-year contract
- 5 Signed goaltender Thomas Greiss to a one-year contract
Signed forward Mike Ribeiro to a four-year contract
Re-signed defenseman Michael Stone to a three-year contract
Re-signed forward Kyle Chipchura to a three-year contract
Re-signed defenseman Chris Summers to a one-year contract
- 8 Re-signed forward Andy Miele to a one-year contract
- 11 Re-signed forward Lauri Korpikoski to a four-year contract
- 11 Signed forward Tim Kennedy to a one-year contract
- 14 Signed 2013 first-round pick Max Domi to a three-year entry-level contract
- 19 Signed forward Brandon Yip to a one-year contract
- 22 Re-signed defenseman David Rundblad to a two-year contract
- 25 Signed forward Brandon McMillan to a one-year contract
- 30 Signed defenseman Mark Louis to a two-year contract

August 2013

- 1 Signed defenseman Mathieu Brodeur to a one-year contract

September 2013

- 6 Signed forward Brett Hextall to a one-year contract
- 7 Re-signed forward Mikkel Boedker to a two-year contract
- 15 Assigned forwards Kyle Hagel, Keven Veilleux and Brenden Walker along with defenseman Greg Coburn to Portland (AHL)
- 17 Assigned forward Henrik Samuelsson to Edmonton (WHL)
- 19 Assigned forwards Darian Dziurzynski, Brett Hextall, Philip Lane, Mark Louis, Jordan Martinook, Tobias Rieder, and Ethan Werek, defensemen Mathieu Brisebois and Daine Todd and goaltender Louis Domingue to Portland (AHL)
- 21 Released forward Guillaume Latendresse from his professional try-out agreement (PTO)
Assigned defenseman James Melindy to Portland (AHL)
- 22 Assigned defensemen Mathieu Brodeur, Brandon Gormley and Connor Murphy, forward Brendan Shinnimin as well as goaltenders Mike Lee and Mark Visentin to Portland (AHL)
- 24 Assigned forwards Tim Kennedy, Brandon McMillan and Brandon Yip to Portland (AHL)
- 27 Assigned forwards Andy Miele and Jordan Szwarz to Portland (AHL) and released forward Gilbert Brule from his professional try-out agreement (PTO)
- 28 Assigned forward Max Domi to London (OHL)

October 2013

- 9 Recalled forwards Tim Kennedy and Brandon Yip and assigned forwards Chris Brown and Lucas Lessio to Portland (AHL)
- 11 Assigned defenseman Chris Summers to Portland (AHL)
- 13 Signed forward Jeff Halpern to a one-year contract
Assigned forward Brandon Yip to Portland (AHL)
- 22 Recalled forward Brandon Yip and assigned forward Tim Kennedy to Portland (AHL)
- 25 Recalled forward Tim Kennedy from Portland (AHL)
- 27 Recalled forward Andy Miele and assigned forward Brandon Yip to Portland (AHL)
- 28 Recalled forward Jordan Szwarz from Portland (AHL)
- 31 Recalled defenseman Brandon Gormley and assigned forward Tim Kennedy to Portland (AHL)

November 2013

- 3 Assigned defenseman Brandon Gormley to Portland (AHL)
- 4 Signed forward Tyler Gaudet to a three-year contract
- 7 Assigned forward Andy Miele to Portland (AHL)
- 12 Recalled forward Chris Brown from Portland (AHL)
- 14 Assigned forward Chris Brown to Portland (AHL)
- 15 Recalled defenseman Connor Murphy from Portland (AHL)
- 17 Assigned defenseman Connor Murphy to Portland (AHL)
- 19 Recalled forward Tim Kennedy from Portland (AHL)
- 27 Assigned defenseman Rostislav Klesla to Portland (AHL)
Recalled forward Chris Brown and defenseman Connor Murphy from Portland (AHL)
- 28 Recalled defenseman Rostislav Klesla and assigned forward Chris Brown to Portland (AHL)
- 29 Signed forward Gilbert Brule to a one-year contract

December 2013

- 1 Assigned forward Gilbert Brule to Portland (AHL)
- 2 Assigned defenseman Rostislav Klesla to Portland (AHL)
- 9 Recalled forward Gilbert Brule from Portland (AHL)
- 18 Assigned defenseman Connor Murphy to Portland (AHL)
Recalled defenseman Rostislav Klesla from Portland (AHL)
- 19 Recalled defenseman Connor Murphy from Portland (AHL)
- 29 Assigned forwards Gilbert Brule and Jordan Szwarz to Portland (AHL)
- 30 Recalled forward Chris Brown from Portland (AHL)

January 2014

- 3 Assigned forward Chris Brown to Portland (AHL)
- 12 Recalled forward Jordan Szwarz and assigned defenseman Connor Murphy to Portland (AHL)
- 17 Assigned defenseman Rostislav Klesla to Portland (AHL)
- 27 Recalled defenseman Connor Murphy and assigned forward Jordan Szwarz to Portland (AHL)

February 2014

- 9 Assigned forward Tim Kennedy and defenseman Connor Murphy to Portland (AHL)
- 19 Recalled defenseman Brandon Gormley from Portland (AHL)
- 20 Recalled defenseman Chris Summers from Portland (AHL)
- 21 Assigned defenseman David Rundblad to Portland (AHL) on a conditioning assignment
- 24 Recalled forward Brandon McMillan and assigned defenseman Brandon Gormley to Portland (AHL)

March 2014

- 3 Recalled defenseman David Rundblad from Portland (AHL)
- 4 Traded defensemen David Rundblad and Mathieu Brisebois to Chicago in exchange for a 2nd round pick in the 2014 Entry Draft
- 4 Acquired forwards Martin Erat and John Mitchell from Washington in exchange for defenseman Rostislav Klesla, forward Chris Brown and a 4th round pick in the 2015 Entry Draft
- 7 Recalled defenseman Brandon Gormley from Portland (AHL)
- 9 Recalled forward Andy Miele from Portland (AHL)
- 18 Assigned forward Andy Miele to Portland (AHL)
- 19 Signed forward Greg Carey to a one-year entry-level contract
- 25 Recalled goaltender Mark Visentin from Portland (AHL) on an emergency basis
- 26 Recalled defenseman Connor Murphy from Portland (AHL)

April 2014

- 7 Signed defenseman Justin Hache to a three-year entry-level contract
- 12 Recalled forward Tyler Gaudet from the OHL
Signed forward Dan O'Donoghue to a two-year entry-level contract
- 15 Assigned defensemen Brandon Gormley and Connor Murphy, forward Tyler Gaudet and goaltender Mark Visentin to Portland (AHL)

May 2014

- 8 Signed goaltender Marek Langhamer to a three-year entry-level contract
- 12 Signed defenseman Chris Summers to a two-year contract

June 2014

- 27 Initiated a buyout of the three remaining years of Mike Ribeiro's contract
- 29 Acquired forwards Sam Gagner and B.J. Crombeen from Tampa Bay in exchange for a sixth round draft choice in the 2015 NHL Entry Draft

July 2014

- 1 Signed goaltender Devan Dubnyk to a one-year contract
Signed forward Joe Vitale to a three-year contract
Signed forwards Alexandre Bolduc and Justin Hodgman, defensemen Andrew Campbell and Dylan Reese and goaltender Mike McKenna to one-year two-way contracts
- 11 Signed forward Dave Moss to a one-year contract
- 15 Signed forward Brandon McMillan to a one-year two-way contract
Signed forward Jordan Szwarz to a two-year two-way contract
- 18 Signed forward Brendan Perlini to a three-year entry-level contract



Date(s)	Player	Classification	Game(s) Missed
Oct. 3-8	Rostislav Klesla	Lower-Body	3 games
Oct. 8	Derek Morris	Upper Body	1 game
Oct. 15	Derek Morris	Lower-Body	1 game
Oct. 22	Shane Doan	Lower-Body	1 game
Oct. 24-29	Lauri Korpikoski	Upper Body	3 games
Oct. 26-Nov. 2	Rostislav Klesla	Lower-Body	5 games
Oct. 29-Nov. 6	Jeff Halpern	Upper Body	5 games
Oct. 31-Nov. 5	David Schlemko	Lower-Body	3 games
Nov. 6-16	Derek Morris	Lower-Body	5 games
Nov. 9-12	Radim Vrbata	Lower-Body	2 games
Nov. 12	Martin Hanzal	Illness	1 game
Nov. 21- Dec. 19	Lauri Korpikoski	Upper Body	13 games
Nov. 16-Dec. 6	Zbynek Michalek	Lower-Body	8 games
Dec. 6-Jan. 2	Shane Doan	Illness	12 games
Dec. 6 -17	Derek Morris	Personal	5 games
Dec. 19-Jan. 14	Zbynek Michalek	Lower Body	13 games
Dec. 19-Dec 23	David Schlemko	Lower-Body	3 games
Dec. 27-Dec. 31	Rostislav Klesla	Illness	3 games
Jan. 4-7	Oliver Ekman-Larsson	Upper Body	2 games
Jan. 9	Kyle Chipchura	Lower-Body	1 game
Jan. 20-22	Martin Hanzal	Lower-Body	2 games
Jan. 22	David Schlemko	Upper Body	1 game
Feb. 7	Martin Hanzal	Illness	1 game
Feb. 8	Derek Morris	Upper Body	1 game
Mar. 4-15	Martin Hanzal	Lower-Body	7 games
Mar. 13-27	Martin Erat	Upper Body	3 games
Mar. 8-Apr. 13	David Schlemko	Lower-Body	19 games
Mar. 24-25	Lauri Korpikoski	Upper Body	2 games
Mar. 25-Apr. 13	Mike Smith	Lower-Body	10 games
Mar. 29-Apr. 2	Dave Moss	Lower-Body	3 games
Apr. 8-12	Martin Hanzal	Lower-Body	4 games

TEAM TOTAL MAN GAMES LOST TO INJURY: 138
MAN GAMES LOST TO OTHER: 5



PLAYER	MILESTONE	DATE
Paul Bissonnette	200th career NHL game	Mar. 25 at PIT
Mikkel Boedker	100th career NHL point	Oct. 15 vs. OTT
	300th career NHL game	Jan. 11 vs. ANA
Kyle Chipchura	300th career NHL game	Dec. 28 at ANA
Shane Doan	1,300th career NHL game	Mar. 13 at BOS
	500th career NHL assist	Jan. 28 vs. LAK
	100th career NHL PPG	Oct. 29 vs. LAK
Oliver Ekman-Larsson	100th career NHL point	Mar. 6 vs. MTL
	200th career NHL game	Nov. 21 vs. COL
Martin Erat	800th career NHL game	Apr. 10 at NSH
Brandon Gormley	1st career NHL game	Mar. 10 at TBL
Martin Hanzal	400th career NHL game	Oct. 19 vs. DET
	200th career NHL point	Nov. 16 vs. TBL
Rob Klinkhammer	100th career NHL game	Mar. 15 vs. CGY
Lauri Korpikoski	100th career point w/ PHX	Oct. 13 at CAR
	400th career NHL game	Apr. 13 vs. DAL
Lucas Lessio	1st career NHL game	Oct. 3 vs. NYR
Brandon McMillan	100th career NHL game	Mar. 15 vs. CGY
Zbynek Michalek	600th career NHL game	Nov. 5 vs. VAN
Andy Miele	1st career point (assist)	Oct. 29 vs. LAK
Derek Morris	1,100th career NHL game	Mar. 22 vs. BOS
	500th career game w/ PHX	Nov. 30 vs. CHI
Dave Moss	400th career NHL game	Dec. 28 at ANA
Connor Murphy	1st career NHL game	Nov. 16 vs. TBL
	1st career NHL goal	Nov. 16 vs. TBL
	1st career NHL assist	Dec. 12 vs. NYI
Mike Ribeiro	200th career NHL goal	Feb. 1 vs. PIT
	800th career NHL game	Nov. 2 at SJS
Mike Smith	300th career NHL game	Jan. 11 vs. ANA
Michael Stone	100th career NHL game	Feb. 8 at DAL
Chris Summers	1st career NHL goal	Mar. 15 vs. CGY
Jordan Szwarz	1st career NHL game	Oct. 29 vs. LAK
	1st career NHL goal	Oct. 31 vs. NSH
Antoine Vermette	200th career NHL assist	Nov. 27 at MIN
	700th career NHL game	Dec. 10 at COL
Radim Vrbata	200th career NHL goal	Oct. 22 vs. CGY
	400th career game w/ PHX	Jan. 30 vs. BUF
Keith Yandle	200th career NHL assist	Mar. 8 at WSH



PLAYER	GP	EVEN-STRENGTH		POWER-PLAY		SHORTHANDED		TOTAL FACE-OFFS			
		W	L	W	L	W	L	W	L	TOT	FO%
Antoine Vermette	82	721	570	140	99	144	109	1005	778	1783	56.4
Martin Hanzal	65	464	391	107	67	28	42	599	500	1099	54.5
Mike Ribeiro	80	355	469	36	40	0	3	391	512	903	43.3
Jeff Halpern	69	239	192	5	5	52	69	296	266	562	52.7
Kyle Chipchura	80	174	153	1	1	1	1	176	155	331	53.2
David Moss	79	15	19	2	1	4	10	21	30	51	41.2
Tim Kennedy	37	16	31	1	0	1	0	18	31	49	36.7
Radim Vrbata	80	13	19	3	3	1	4	17	26	43	39.5
Andy Miele	7	15	27	0	0	0	0	15	27	42	35.7
Lauri Korpikoski	64	5	10	0	0	0	2	5	12	17	29.4
Brandon McMillan	22	7	7	0	0	0	0	7	7	14	50.0
Shane Doan	69	4	5	2	0	0	1	6	6	12	50.0
Mikkel Boedker	82	3	4	0	0	0	0	3	4	7	42.9
Rob Klinkhammer	72	1	4	0	0	0	1	1	5	6	16.7
Martin Erat	17	1	2	0	0	0	0	1	2	3	33.3
Paul Bissonnette	39	1	2	0	0	0	0	1	2	3	33.3
Jordan Szwarz	26	1	2	0	0	0	0	1	2	3	33.3
Chris Brown	6	0	2	0	0	0	0	0	2	2	0
Lucas Lessio	3	0	0	0	0	0	0	0	0	0	0
Gilbert Brule	3	0	0	0	0	0	0	0	0	0	0
Brandon Yip	2	0	0	0	0	0	0	0	0	0	0

2013-14 TOTAL ICE TIME

PLAYER	GP	TOTAL TOI	AVG TOI	ES TOI	ES TOI/G	SH TOI	SH TOI/G	PP TOI	PP TOI/G	SHIFTS	TOI/S	SFT/G
Oliver Ekman-Larsson	80	2,071:37	25:53	1,515:24	18:56	228:47	2:51	327:26	4:05	2,355	53	29.4
Keith Yandle	82	1,979:59	24:08	1,603:02	19:32	16:41	0:12	360:16	4:23	2,242	53	27.3
Antoine Vermette	82	1,575:21	19:12	1,192:50	14:32	182:50	2:13	199:41	2:26	2,171	44	26.5
Mike Ribeiro	80	1,439:31	17:59	1,163:17	14:32	12:19	0:09	263:55	3:17	1,696	51	21.2
Radim Vrbata	80	1,436:33	17:57	1,180:00	14:45	32:31	0:24	224:02	2:48	1,876	46	23.5
Mikkel Boedker	82	1,428:05	17:24	1,227:18	14:58	20:08	0:14	180:39	2:12	1,891	45	23.1
Shane Doan	69	1,306:56	18:56	1,105:57	16:01	2:38	0:02	198:21	2:52	1,618	48	23.4
Michael Stone	70	1,274:27	18:12	1,079:22	15:25	105:44	1:30	89:21	1:16	1,741	44	24.9
Zbynek Michalek	59	1,237:42	20:58	1,062:20	18:00	172:17	2:55	3:05	0:03	1,615	46	27.4
Derek Morris	63	1,225:16	19:26	1,079:52	17:08	110:55	1:45	34:29	0:32	1,688	44	26.8
Martin Hanzal	65	1,214:19	18:40	954:28	14:41	78:37	1:12	181:14	2:47	1,596	46	24.6
David Moss	79	1,157:33	14:39	950:50	12:02	170:27	2:09	36:16	0:27	1,721	40	21.8
Lauri Korpikoski	64	1,028:56	16:04	847:26	13:14	129:50	2:01	51:40	0:48	1,475	42	23
Rob Klinkhammer	72	818:28	11:22	797:13	11:04	16:40	0:13	4:35	0:03	1,181	42	16.4
David Schlemko	48	787:04	16:23	647:06	13:28	91:29	1:54	48:29	1:00	1,111	43	23.1
Kyle Chipchura	80	777:27	9:43	771:07	9:38	3:59	0:02	2:21	0:01	1,114	42	13.9
Jeff Halpern	69	709:45	10:17	569:23	8:15	137:30	1:59	2:52	0:02	1,142	37	16.6
Connor Murphy	30	539:25	17:58	484:17	16:08	54:33	1:49	0:35	0:01	681	48	22.7
Tim Kennedy	37	435:08	11:45	432:26	11:41	1:39	0:02	1:03	0:01	600	44	16.2
Rostislav Klesla	25	387:44	15:30	333:32	13:20	53:05	2:07	1:07	0:02	559	42	22.4
Brandon McMillan	22	276:52	12:35	258:22	11:44	16:46	0:45	1:44	0:04	414	40	18.8
Chris Summers	18	268:36	14:55	236:11	13:07	32:09	1:47	0:16	0:00	403	40	22.4
Martin Erat	17	246:04	14:28	227:19	13:22	11:39	0:41	7:06	0:25	334	44	19.6
Jordan Szwarz	26	224:49	8:38	196:41	7:33	27:36	1:03	0:32	0:01	341	40	13.1
David Rundblad	12	192:06	16:00	168:26	14:02	0:36	0:03	23:04	1:55	234	49	19.5
Paul Bissonnette	39	185:08	4:44	185:08	4:44	0:00	0:00	0:00	0:00	289	38	7.4
Brandon Gormley	5	72:43	14:32	68:41	13:44	2:23	0:28	1:39	0:19	107	41	21.4
Andy Miele	7	65:27	9:21	63:04	9:00	0:00	0:00	2:23	0:20	93	42	13.3
Chris Brown	6	46:08	7:41	44:50	7:28	0:00	0:00	1:18	0:13	68	41	11.3
Gilbert Brule	3	34:40	11:33	34:12	11:24	0:00	0:00	0:28	0:09	41	51	13.7
Lucas Lessio	3	34:35	11:31	34:35	11:31	0:00	0:00	0:00	0:00	47	44	15.7
Brandon Yip	2	13:45	6:52	13:45	6:52	0:00	0:00	0:00	0:00	20	41	10

**CENTER OF ATTENTION**

Antoine Vermette enjoyed a stellar season in 2013-14 as he posted 24-21-45 in 82 games. He registered a career-long 10-game point streak (8-5-13) from Jan. 20 – Feb. 8, which marked the longest individual point streak of the season on the team. Vermette was solid in the faceoff circle once again in 2013-14 as he led PHX and ranked 9th in the NHL with a 56.4 FOW%. The veteran centerman also finished 2nd in the League in FOW (1,005), 5th in Road FOW (56.0%) and 4th in SHFOW (144). The St. Agapit, QC native led the Coyotes in goals (24) after reaching the 20-goal mark in his 54th game, which was the fastest he's scored 20 goals in a season in his career. The 31-year-old Vermette became the 18th player in franchise history to have multiple hat tricks in a season (Dec. 21 at OTT and Jan. 26 at VAN) and the 1st since Peter Mueller in 2007-08. Vermette netted a team-leading 3 shorthanded goals to rank tied with the 3rd-most SH goals in the NHL. His 71 blocked shots were tops on PHX and 5th among League forwards.

SENSATIONAL SMITTY

Mike Smith caught fire in February by registering a 1.94 GAA and a .934 SV% in a 16-game span (Feb. 1 – Mar. 22). He was exceptional in March with a 2.19 GAA and a .924 SV% in 12 contests. Prior to suffering a season-ending injury at NYR on Mar. 24, Smith led all NHL goalies in games (61), starts (60), shots against (1,844), saves (1,687) and TOI (3,558). He was also tied for the 2nd-most wins since Olympic Break (Feb. 27) with 7. With 27 wins in 62 games this season, the veteran goaltender secured the 2nd-best season win total in his career (38 – 2011-12). Smith started in 12 consecutive games for the Coyotes, which was the 2nd-longest consecutive starts streak in his career. He started 15 straight games for PHX from Feb. 1-Mar. 4, 2013.

SMITH'S CAREER CONSECUTIVE STARTS STREAKS

15 games: Feb. 1 – Mar. 4, 2013 (PHX)
12 games: Mar. 2 – Mar. 24 (PHX)
11 games: Jan. 16 – Feb. 11, 2012 (PHX)
11 games: Dec. 13, 2008 – Jan. 8, 2009 (TBL)
10 games: Feb. 16 – Mar. 6, 2012 (PHX)
10 games: Nov. 2 – 25, 2013 (PHX)

THE MAN ADVANTAGE

The Coyotes' power-play improved significantly in 2013-14 as their 19.9% ranked 4th in the NHL and 1st in the Western Conference. PHX scored 56 power-play goals, which tied for 1st in the West and ranked 4th in the League. PHX's power-play was especially effective on home ice at 22.1% (5th-NHL and 1st-West). The Coyotes recorded 32 PPG, which ranked tied for 2nd-most in the League.

MOVING ON UP (PHX PP% - NHL Rank)

2013-14: 19.9%, 4th – NHL
2012-13: 14.8%, 25th – NHL
2011-12: 13.6%, 29th – NHL
2010-11: 15.9%, 23rd – NHL
2009-10: 14.6%, 28th – NHL

TOO HOT TO YANDLE

Keith Yandle led the Coyotes in scoring for the 2nd consecutive season with 8-45-53 in 82 games. The 27-year-old Yandle was 1 of just 4 NHL defensemen to lead his team in scoring. The veteran blueliner reached the 50-point plateau for the 2nd time in his career (59 – 2010-11). Yandle finished 7th in NHL defensemen scoring and ranked 3rd in assists. He led all NHL blueliners in power-play assists (28) and was tied for the most power-play points (31). Only 4 other NHL players (N. Backstrom – 44, A. Ovechkin – 39, S. Crosby – 38, and C. Giroux – 37) had more power-play points than Yandle's 31.

DEFENSEMEN TEAM SCORING LEADERS

Erik Karlsson (OTT): 20-54-74 in 82 games
Shea Weber (NSH): 23-33-56 in 79 games
Keith Yandle (PHX): 8-45-53 in 82 games
Niklas Kronwall (DET): 8-41-49 in 79 games (tied for team lead)

HIGHLY OFFENSIVE

The Coyotes were 1 of 6 teams to have 2 defensemen with 40-plus points this season: BOS, CHI, MTL, NSH, PHX and STL. Keith Yandle (8-45-53) and Oliver Ekman-Larsson (15-29-44) both surpassed 40 points.

SCORING BY COMMITTEE

Eight different Coyotes players reached the 40-point plateau in 2013-14 (Yandle, Vrbata, Boedker, Doan, Ribeiro, Vermette, Ekman-Larsson, Hanzal). This ranked tied with TBL for the 2nd-most players with 40-plus points. BOS had a league-leading 9 players reach the 40-point mark.

MARK IT DOAN

Shane Doan scored his 20th goal of the season vs. BOS, Mar. 22. It marked the 12th 20-goal season of his 18-year career. The Captain registered 9 consecutive 20-goal seasons from 1999-09. Doan is 1 of 4 players active (Iginla, Hossa, LeCavalier) to score 20+ goals in 12 or more seasons since the 1999-00 campaign.

500 IN THE BOOKS

Shane Doan registered his 500th career assist vs. LAK on Jan. 28. He joined Thomas Steen and Dale Hawerchuk as the only players in franchise history to reach the 500-assist mark with the team and is 1 of 19 active players with 500+ career assists.

THE GREISS IS RIGHT

Goaltender Thomas Greiss thrived in his role as the Coyotes' backup goaltender in 2013-14. He stepped in and started a career-high 8 consecutive starts from Mar. 25 – Apr. 10. The 28-year-old netminder established career highs in games played (25), wins (10), shutouts (2) and GAA (2.29). His 10 wins were the most by a Coyotes backup goalie since 2006-07. The Coyotes had 2 goaltenders with double digit wins (M. Smith – 27 and Greiss – 10) for the 1st time since the 2006-07 campaign.

CAREER YEARS

Several Coyotes players equaled or established career highs in 2013-14:
Paul Bissonnette: Assists (6)*, Points (8)
Mikkel Boedker: Games (82)*, Goals (19), Assists (32), Points (51), PPG (5)
Kyle Chipchura: Games (80), Assists (15), Points (20)
Oliver Ekman-Larsson: Goals (15), Assists (29), Points (44), PPG (8), GWG (6)
Brandon Gormley: Games (5)
Thomas Greiss: Games (25), Wins (10), Shutouts (2), GAA (2.29)
Martin Hanzal: Points (40)
Rob Klinkhammer: Games (72), Goals (11), Assists (9), Points (20), GWG (1)*, PPG (1)*
Lauri Korpikoski: PPG (1)*
Connor Murphy: Games (30), Goals (1), Assists (7), Points (8), GWG (1)
David Schlemko: Games (48)
Michael Stone: Games (70), Goals (8), Assists (13), Points (21), PPG (2), GWG (1)
Chris Summers: Goals (2), Points (3)*
Antoine Vermette: Games (82)*, PPG (7), GWG (4)*
Radim Vrbata: Assists (31), PPG (10)*
Keith Yandle: Games (82)*
*= Ties Career High

HALFWAY THERE

PHX reached the halfway point of the 2013-14 season with its 41st game on Saturday, Jan. 4 vs. PHI. The Coyotes secured their 3rd-best first half point total (20-12-9, 49 points) since moving to the desert before the 1996-97 season. It also marked the 2nd-highest first half point total under Dave Tippett. With 49 points through the season's first 41 games, PHX earned its highest first half point total since the 2009-10 campaign (25-13-3, 53 points).

BEST FIRST HALVES IN COYOTES HISTORY

1998-99: 24-11-6, 54 points
2009-10: 25-13-3, 53 points
2013-14: 20-12-9, 49 points
1999-00: 22-15-4, 48 points
2000-01: 18-11-12, 48 points

HOME SWEET HOME

The Coyotes tied a franchise record with their 11-game point streak at home to start the season. PHX went 9-0-2 on home ice, which tied the team record for the third time. WPG went 6-0-5 from Dec. 23, 1983 to Feb. 5, 1984 while the Coyotes were 10-0-1 in 11 games at home from Oct. 15 to Dec. 20, 1998.

HOT START

The Coyotes jumped out to their best season start (14-5-4, 32 points) since the 1998-99 campaign when they went 17-3-3 (37 points) in the season's first 23 games. Their 32 points were the second-highest point total in WPG/PHX history after the first 23 games of a season.

IRON MEN

Antoine Vermette and Keith Yandle now own the 3rd and 4th longest active consecutive games played streaks in the NHL at 393 and 385 games, respectively. Yandle is 2nd-overall among NHL defensemen in consecutive games played (Jay Bouwmeester, STL – 717). Yandle's current streak is now the 2nd-longest iron man streak in franchise history.

ACTIVE CONSECUTIVE GAMES LIST

Jay Bouwmeester (STL): 717
Andrew Cogliano (ANA): 540
Antoine Vermette (PHX): 393
Keith Yandle (PHX): 385

LEADER OF THE PACK

Dave Tippett is the winningest coach in Coyotes franchise history with an overall record of 193-126-57 (443 points) in 376 regular season games with Phoenix. His .589 points percentage is the highest of any head coach in team history. Tippett surpassed Bob Francis (411 points) for 1st on the franchise's all-time coaching points list. Now in his 11th season as an NHL head coach, Tippett captured his 450th career win vs. NJD on Jan. 18. He has guided the Coyotes to a 108-58-22 record on home ice during his tenure, which marks the best home winning% (.633) of any head coach in franchise history.

HEAD COACHING WINS SINCE 2002-03 SEASON

1. Mike Babcock, ANA-DET: 484
2. Joel Quenneville, STL-COL-CHI: 469
3. Dave Tippett, DAL-PHX: 464
4. Barry Trotz, NSH: 439
5. Claude Julien, MTL, NJD, BOS: 429
6. Lindy Ruff, BUF-DAL: 422
(Active Head Coaches)

HEAD COACH FRANCHISE WINS

1. Dave Tippett: 193-126-57 (376 games)
2. Bob Francis: 165-144-60-21 (390 games)
3. Wayne Gretzky: 143-161-24 (328 games)

COYOTES PLAYERS BRING HOME GOLD, SILVER AND BRONZE

Three Coyotes players won medals at the Winter Olympics in Sochi, Russia: Mike Smith won the gold medal with Canada; Oliver Ekman-Larsson captured silver with Sweden; and Lauri Korpikoski won bronze with Finland. The Coyotes' 3 medal winners are their most in Phoenix history and second-most in franchise history. Smith became the 1st Coyote to win an Olympic gold medal while Ekman-Larsson is the 2nd player in franchise history to win an Olympic silver medal and the 1st since 1988. Korpikoski led all Coyotes Olympians with 2-2-4 and a plus-3 rating in 6 games for Finland.

FIVE COYOTES REPRESENT COUNTRIES IN SOCHI

The Coyotes had 5 players selected for Olympic rosters: Oliver Ekman-Larsson (Sweden), Martin Hanzal (Czech Republic), Lauri Korpikoski (Finland), Zbynek Michalek (Czech Republic) and Mike Smith (Canada). It marked the 2nd-most Olympians ever for the team and the most they've had since moving to PHX. Ekman-Larsson, Hanzal, Korpikoski and Smith participated in the Olympics for the 1st time while it was Michalek's 2nd Olympic appearance (2010). Only 10 other NHL teams had more players participating in this year's Olympics while PHX was 1 of 26 clubs to have at least 3 players in Sochi.



AMERICAN HOCKEY LEAGUE (AHL) REGULAR SEASON

Skater	Team	Pos.	GP	G	A	PTS	+ / -	PIM	Draft
MIELE, Andy	Portland	C	70	27	45	72	-18	66	Not drafted
LESSIO, Lucas	Portland	LW	69	29	25	54	-13	63	2011 (2/56)
RIEDER, Tobias	Portland	RW	64	28	20	48	-14	10	2011 (4/114) EDM
GORMLEY, Brandon	Portland	D	54	7	29	36	-22	34	2010 (1/13)
BROWN, Chris	Portland	RW	51	14	21	35	-6	68	2009 (2/36)
YIP, Brandon	Portland	RW	66	14	20	34	-22	87	2004 (8/239)
TODD, Daine	Portland	D	54	3	29	32	-18	22	Not drafted
MARTINOOK, Jordan	Portland	C	67	14	16	30	-9	48	2012 (2/58)
SHINNIMIN, Brendan	Portland	C	52	13	15	28	-8	31	Not drafted
MCMILLAN, Brandon	Portland	LW	46	11	15	26	-12	76	2008 (3/85) ANA
HEXTALL, Brett	Portland	RW	59	11	12	23	-6	83	2008 (6/159)
JONES, Randy	Portland	D	50	3	19	22	-19	19	Not drafted
KENNEDY, Tim	Portland	LW	30	4	11	15	-10	14	2005 (6/181) WSH
SZWARZ, Jordan	Portland	C/RW	27	8	6	14	-5	55	2009 (4/97)
MURPHY, Connor	Portland	D	36	0	13	13	-1	48	2011 (1/20)
BRULE, Gilbert	Portland	RW	11	7	5	12	3	4	2005 (1/6) CBJ
WEREK, Ethan	Portland	LW	48	4	8	12	-18	32	2009 (2/47) NYR
BRODEUR, Mathieu	Portland	D	62	3	9	12	-15	49	2008 (3/76)
KLESLA, Rostislav	Portland	D	21	3	6	9	8	16	2000 (1/4) CBJ
SUMMERS, Chris	Portland	D	48	2	7	9	-7	47	2006 (1/29)
DZIURZYNSKI, Darian	Portland	LW	54	2	7	9	-16	183	2011 (5/141)
LANE, Phil	Portland	RW	39	3	3	6	-9	49	2010 (2/52)
LOUIS, Mark	Portland	D	56	1	4	5	-7	89	Not drafted
HANLEY, Joel	Portland	D	15	0	5	5	-4	6	Not drafted
HAGEL, Kyle	Portland	LW	38	0	5	5	-3	162	Not drafted
RUNDBLAD, David	Portland	D	6	0	4	4	-3	0	2009 (1/17) STL
TRIVINO, Corey	Portland	C	11	0	4	4	3	2	2008 (2/36) NYI
FAIRCHILD, Cade	Portland	D	14	0	4	4	-4	6	2007 (4/96) STL
VEILLEUX, Keven	Portland	RW	16	2	1	3	-6	52	2007 (2/51) PIT
BRISEBOIS, Mathieu	Portland	D	28	1	2	3	-5	30	Not drafted
MELINDY, James	Portland	D	38	2	0	2	-29	34	2012 (3/88)
CAREY, Greg	Portland	LW	13	1	1	2	-9	4	Not drafted
SOUTHORN, Jordon	Portland	D	1	0	2	2	0	0	2008 (4/104) BUF
DOMINGUE, Louis	Portland	G	36	0	2	2	0	35	2010 (5/138)
RAINE, Kevin	Portland	D	5	0	1	1	0	2	Not drafted
VISENTIN, Mark	Portland	G	45	0	1	1	0	0	2010 (1/27)
KLASSEN, Sam	Portland	D	14	0	1	1	-9	11	Not drafted
LAPLANTE, Pavel	Portland	C	6	0	0	0	-2	2	2013 (3/62)
MYCHAN, Jesse	Portland	LW	3	0	0	0	0	2	Not drafted
RAWLINGS, Chris	Portland	G	5	0	0	0	0	0	Not drafted
WELLER, Justin	Portland	D	3	0	0	0	-3	0	2009 (4/105)
LEE, Mike	Portland	G	5	0	0	0	0	0	2009 (3/91)
MITCHELL, John	Portland	LW	2	0	0	0	-1	0	Not drafted
O'DONOGHUE, Dan	Portland	C	3	0	0	0	-1	0	Not drafted
GAUDET, Tyler	Portland	C	2	0	0	0	-1	0	Not drafted
HACHE, Justin	Portland	D	6	0	0	0	-3	2	2012 (7/208)
Goaltender	Team	GP	GAA	SV%	Record	SO	GA	MIN	Draft
VISENTIN, Mark	Portland	45	3.25	.902	14-19-6	0	127	2341	2010 (1/27)
DOMINGUE, Louis	Portland	36	3.63	.890	9-18-2	1	108	1783	2010 (5/138)
LEE, Mike	Portland	5	3.81	.872	0-2-1	0	14	221	2009 (3/91)
RAWLINGS, Chris	Portland	5	3.82	.881	1-3-1	0	17	267	Not drafted



ECHL REGULAR SEASON

Skater	Team	Pos.	GP	G	A	PTS	+ / -	PIM	Draft
WELLER, Justin	Gwinnett	D	45	2	7	9	0	34	2009 (4/105)
Goaltender	Team	GP	GAA	SV%	Record	SO	GA	MIN	Draft
RAWLINGS, Chris	Gwinnett	6	3.68	.879	1-5-0	0	21	342	Not drafted
DOMINGUE, Louis	Gwinnett	7	2.01	.939	1-3-2	1	13	388	2010 (5/138)

CENTRAL HOCKEY LEAGUE (CHL)

Goaltender	Team	GP	GAA	SV%	Record	SO	GA	MIN	Draft
RAWLINGS, Chris	Arizona	12	4.12	.857	2-9-1	0	45	655	Not drafted

CANADIAN HOCKEY LEAGUE (CHL)

Skater	Team	Pos.	GP	G	A	PTS	+ / -	PIM	Draft
SAMUELSSON, Henrik	Edmonton (WHL)	C	65	35	60	95	35	97	2012 (1/27)
DOMI, Max	London (OHL)	LW	61	34	59	93	24	90	2013 (1/12)
GAUDET, Tyler	Sault Ste. Marie (OHL)	C	65	26	35	61	25	35	Not drafted
DAUPHIN, Laurent	Chicoutimi (QMJHL)	C	52	24	30	54	-8	56	2013 (2/39)
HACHE, Justin	Cape Breton (QMJHL)	D	57	5	41	46	15	53	2012 (7/208)
LAPLANTE, Pavel	Charlottetown (QMJHL)	C	32	10	8	18	-8	32	2013 (3/62)
LAPLANTE, Pavel	Victoriaville (QMJHL)	C	31	13	11	24	-1	4	2013 (3/62)

Goaltender	Team	GP	GAA	SV%	Record	SO	GA	MIN	Draft
BURKE, Brendan	Portland (WHL)	48	2.75	.911	34-10-4	4	126	2751	2013 (6/163)
LANGHAMER, Marek	Medicine Hat (WHL)	40	2.58	.913	23-14-3	2	103	2392	2012 (7/184)

Playoffs

Skater	Team	Pos.	GP	G	A	PTS	+ / -	PIM	Draft
SAMUELSSON, Henrik	Edmonton (WHL)	C	21	8	15	23	4	51	2012 (1/27)
DOMI, Max	London (OHL)	LW	9	4	6	10	-5	8	2013 (1/12)
GAUDET, Tyler	Sault Ste. Marie (OHL)	C	9	2	6	8	4	0	Not drafted
LAPLANTE, Pavel	Victoriaville (QMJHL)	C	5	3	3	6	4	0	2013 (3/62)
HACHE, Justin	Cape Breton (QMJHL)	D	3	0	1	1	-5	0	2012 (7/208)

Goaltender	Team	GP	GAA	SV%	Record	SO	GA	MIN	Draft
BURKE, Brendan	Portland (WHL)	13	2.66	.907	9-3-0	1	32	723	2013 (6/163)
LANGHAMER, Marek	Medicine Hat (WHL)	18	2.35	.934	9-8-1	0	42	1071	2012 (7/184)

MEMORIAL CUP

Skater	Team	Pos.	GP	G	A	PTS	+ / -	PIM	Draft
SAMUELSSON, Henrik	Edmonton (WHL)	C	5	4	4	8	0	4	2012 (1/27)
DOMI, Max	London (OHL)	LW	3	0	2	2	1	2	2013 (1/12)

WORLD JUNIOR CHAMPIONSHIP

Goaltender	Team	GP	GAA	SV%	Record	SO	GA	MIN	Draft
LANGHAMER, Marek	Czech Republic	5	2.95	.906	1-2	0	12	244	2012 (7/184)

NATIONAL COLLEGIATE ATHLETIC ASSOCIATION (NCAA)

Skater	Team	Pos.	GP	G	A	PTS	+ / -	PIM	Draft
LARRAZA, Zac	Denver (NCHC)	LW	33	10	10	20	-	41	2011 (7/196)
CLIFTON, Connor	Quinnipiac (ECAC)	D	35	5	4	9	-	91	2013 (5/133)
SOLEWAY, Jedd	Wisconsin (Big Ten)	C	34	0	7	7	-	28	2013 (7/193)
HOLLAND, Rhett	Michigan State (Big Ten)	D	31	0	4	4	-	49	2012 (4/102)
FEJES, Hunter	Colorado College (NCHC)	LW	26	0	1	1	-	29	2012 (6/178)

NCAA TOURNAMENT

Skater	Team	Pos.	GP	G	A	PTS	+ / -	PIM	Draft
CLIFTON, Connor	Quinnipiac (ECAC)	D	1	0	0	0	-1	15	2013 (5/133)
LARRAZA, Zac	Denver (NCHC)	LW	1	0	0	0	0	2	2011 (7/196)



KONTINENTAL HOCKEY LEAGUE (KHL)

Skater	Team	Pos.	GP	G	A	PTS	+ / -	PIM	Draft
TIKHONOV, Viktor	St. Petersburg	C/RW	52	18	16	34	17	20	2008 (1/28)
GONCHAROV, Maxim	CSKA Moscow	D	21	3	4	7	-4	24	2007 (5/123)
GONCHAROV, Maxim	Avangard Omsk	D	27	3	3	6	-14	100	2007 (5/123)

PLAYOFFS

Skater	Team	Pos.	GP	G	A	PTS	+ / -	PIM	Draft
TIKHONOV, Viktor	St. Petersburg	C/RW	10	2	1	3	-2	2	2008 (1/28))

EUROPEAN ELITE LEAGUES

Skater	Team	Pos.	GP	G	A	PTS	+ / -	PIM	Draft
RUZICKA, Vladimir	Slavia Praha (CZECH)	C	49	8	13	21	-8	46	2007 (4/103)
AHNELOV, Jonas	Frolunda (SWE)	D	52	5	9	14	1	61	2006 (3/88)

PLAYOFFS

Skater	Team	Pos.	GP	G	A	PTS	+ / -	PIM	Draft
RUZICKA, Vladimir	Slavia Praha (CZECH)	C	5	0	1	1	-2	8	2007 (4/103)
AHNELOV, Jonas	Frolunda (SWE)	D	7	0	2	2	0	2	2006 (3/88)

FINNISH LEAGUES

Skater	Team	Pos.	GP	G	A	PTS	+ / -	PIM	Draft
TIKKINEN, Niklas	Blues (SM-liiga)	D	13	1	1	2	5	2	2012 (5/148)
TIKKINEN, Niklas	Jukurit (Mestis)	D	11	1	4	5	2	2	2012 (5/148)
TIKKINEN, Niklas	Peliitat (Mestis)	D	3	1	1	2	-1	2	2012 (5/148)
TIKKINEN, Niklas	JYP (SM-liiga)	D	4	0	1	1	1	2	2012 (5/148)
TIKKINEN, Niklas	JYP-Akatemia (Mestis)	D	5	0	1	1	0	2	2012 (5/148)

EHT

Skater	Team	Pos.	GP	G	A	PTS	+ / -	PIM	Draft
TIKHONOV, Viktor	Russia	C/RW	9	0	2	2	2	2	2008 (1/28)
AHNELOV, Jonas	Sweden	D	3	0	0	0	0	0	2006 (3/88)

OLYMPICS

Skater	Team	Pos.	GP	G	A	PTS	+ / -	PIM	Draft
KORPIKOSKI, Lauri	Finland	LW	6	2	2	4	3	2	2004 (1/19) NYR
EKMAN-LARSSON, Oliver	Sweden	D	6	0	3	3	4	2	2009 (1/6)
TIKHONOV, Viktor	Russia	C/RW	2	0	1	1	1	0	2008 (1/28)
HANZAL, Martin	Czech Republic	C	4	0	1	1	0	4	2005 (1/17)
MICHALEK, Zbynek	Czech Republic	D	5	0	1	1	3	2	Not drafted

WORLD CHAMPIONSHIP

Skater	Team	Pos.	GP	G	A	PTS	+ / -	PIM	Draft
BOEDKER, Mikkel	Denmark	LW	7	2	2	4	2	2	2008 (1/8)
RIEDER, Tobias	Germany	RW	7	1	0	1	-4	0	2011 (4/114) EDM
MURPHY, Connor	USA	D	5	0	0	0	-1	0	2011 (1/20)
MIELE, Andy	USA	C	4	0	0	0	0	4	Not drafted



WESTERN CONFERENCE

CENTRAL DIVISION

TEAM	OVERALL	HOME	ROAD
Chicago Blackhawks	1-1-1	1-1-0	0-0-1
Colorado Avalanche	1-1-1	0-0-1	1-1-0
Dallas Stars	1-2-0	1-1-0	0-1-0
Minnesota Wild	1-2-0	0-2-0	1-0-0
Nashville Predators	1-2-0	1-0-0	0-2-0
St. Louis Blues	1-2-0	0-1-0	1-1-0
Winnipeg Jets	0-1-2	0-0-1	0-1-1
Overall	6-11-4	3-5-2	3-6-2

PACIFIC DIVISION

TEAM	OVERALL	HOME	ROAD
Anaheim Ducks	0-3-2	0-2-0	0-1-2
Calgary Flames	3-2-0	3-0-0	0-2-0
Edmonton Oilers	4-0-1	2-0-1	2-0-0
Los Angeles Kings	3-2-0	2-0-0	1-2-0
San Jose Sharks	1-2-1	0-1-1	1-1-0
Vancouver Canucks	3-0-2	3-0-0	0-0-2
Overall	14-9-6	10-3-2	4-6-4

VS. WESTERN CONFERENCE	20-20-10	13-8-4	7-12-6
-------------------------------	-----------------	---------------	---------------



EASTERN CONFERENCE

ATLANTIC DIVISION

TEAM	OVERALL	HOME	ROAD
Boston Bruins	0-2-0	0-1-0	0-1-0
Buffalo Sabres	0-1-1	0-1-0	0-0-1
Detroit Red Wings	2-0-0	1-0-0	1-0-0
Florida Panthers	2-0-0	1-0-0	1-0-0
Montreal Canadiens	1-1-0	1-0-0	0-1-0
Ottawa Senators	1-0-1	0-0-1	1-0-0
Tampa Bay Lightning	2-0-0	1-0-0	1-0-0
Toronto Maple Leafs	0-1-1	0-1-0	0-0-1
Overall	8-5-3	4-3-1	4-2-2

METROPOLITAN DIVISION

TEAM	OVERALL	HOME	ROAD
Carolina Hurricanes	1-1-0	0-1-0	1-0-0
Columbus Blue Jackets	0-1-1	0-1-0	0-0-1
New Jersey Devils	2-0-0	1-0-0	1-0-0
New York Islanders	1-1-0	1-0-0	0-1-0
New York Rangers	1-0-1	1-0-0	0-0-1
Philadelphia Flyers	1-1-0	0-1-0	1-0-0
Pittsburgh Penguins	2-0-0	1-0-0	1-0-0
Washington Capitals	1-1-0	1-0-0	0-1-0
Overall	9-5-2	5-3-0	4-2-2

VS. EASTERN CONFERENCE	17-10-5	9-6-1	8-4-4
-------------------------------	----------------	--------------	--------------



ANAHEIM DUCKS

2013-14 SEASON SERIES - Won: 0 Lost: 3 OT: 2

AT PHOENIX	COYOTES	DUCKS	ATTEND	GOALTENDERS	W. GOAL
Nov 23, 2013	Coyotes 2	Ducks 4	13,490	Mike Smith, Thomas Greiss vs Jonas Hiller	Corey Perry
Jan 11, 2014	Coyotes 3	Ducks 5	13,289	Mike Smith, Thomas Greiss vs Jonas Hiller	Ryan Getzlaf

AT ANAHEIM	COYOTES	DUCKS	ATTEND	GOALTENDERS	W. GOAL
Oct 18, 2013 **	Coyotes 2	Ducks 3	13,206	Mike Smith vs Jonas Hiller	Jakob Silfverberg
Nov 06, 2013	Coyotes 2	Ducks 5	14,045	Mike Smith vs Jonas Hiller	Corey Perry
Dec 28, 2013 *	Coyotes 2	Ducks 3	17,442	Thomas Greiss vs Jonas Hiller	Saku Koivu

* - Overtime ** - Shootout

LAST TIME VS THE DUCKS...

Last Home Win: March 4, 2013 (5-4 SO)
 Last Home Loss: January 11, 2014 (5-3)
 Last Home Tie: February 23, 2004 (1-1)
 Last Road Win: April 27, 2013 (5-3)
 Last Road Loss: December 28, 2013 (3-2 OT)
 Last Road Tie: November 27, 2002 (2-2)

INDIVIDUAL SCORING

COYOTES														DUCKS													
Player	GP	G	A	P	+/-	PIM	PP	SH	GW	GT	EN	S	%	Player	GP	G	A	P	+/-	PIM	PP	SH	GW	GT	EN	S	%
Mike Ribeiro	5	3	2	5	3	2	0	0	0	0	0	10	30.0	Mathieu Perreault	5	0	6	6	3	2	0	0	0	0	0	8	0.0
Martin Hanzal	5	2	3	5	3	2	1	0	0	0	0	14	14.3	Dustin Penner	5	3	2	5	5	0	1	0	0	0	0	13	23.1
Shane Doan	4	2	2	4	-1	0	0	0	0	0	0	16	12.5	Nick Bonino	5	1	4	5	0	2	0	0	0	0	0	11	9.1
Oliver Ekman-Larsson	5	0	4	4	0	4	0	0	0	0	0	8	0.0	Hampus Lindholm	5	3	1	4	4	4	1	0	0	0	0	11	27.3
Radim Vrbata	5	0	4	4	3	2	0	0	0	0	0	16	0.0	Ryan Getzlaf	5	2	2	4	0	0	1	0	1	0	0	14	14.3
Michael Stone	4	1	1	2	-2	2	1	0	0	0	0	4	25.0	Corey Perry	5	2	2	4	1	6	0	0	2	0	0	14	14.3
Keith Yandle	5	0	2	2	-6	8	0	0	0	0	0	18	0.0	Cam Fowler	5	1	3	4	4	2	1	0	0	0	0	9	11.1
Antoine Vermette	5	1	0	1	-5	4	0	0	0	0	0	10	10.0	Saku Koivu	3	2	1	3	3	2	0	1	1	0	0	5	40.0
Rostislav Klesla	4	1	0	1	1	11	0	0	0	0	0	2	50.0	Andrew Coglian	5	2	0	2	3	6	0	0	0	0	1	9	22.2
Lauri Korpikoski	4	1	0	1	-1	2	0	0	0	0	0	7	14.3	Sami Vatanen	4	2	0	2	-2	4	1	0	0	0	0	8	25.0
Kyle Chipchura	5	0	1	1	-1	0	0	0	0	0	0	4	0.0	Ben Lovejoy	5	0	2	2	6	0	0	0	0	0	0	10	0.0
David Moss	5	0	1	1	0	0	0	0	0	0	0	13	0.0	Daniel Winnik	5	0	2	2	0	0	0	0	0	0	0	6	0.0
Derek Morris	4	0	1	1	-3	0	0	0	0	0	0	5	0.0	Teemu Selanne	3	1	0	1	1	0	0	0	0	0	0	7	14.3
Mikkel Boedker	5	0	0	0	-9	0	0	0	0	0	0	5	0.0	Francois Beauchemin	4	0	1	1	1	2	0	0	0	0	0	6	0.0
Rob Klinkhammer	5	0	0	0	-3	2	0	0	0	0	0	8	0.0	Kyle Palmieri	4	0	1	1	-1	5	0	0	0	0	0	3	0.0
Jeff Halpern	4	0	0	0	-5	0	0	0	0	0	0	2	0.0	Matt Beleskey	3	0	1	1	0	0	0	0	0	0	0	7	0.0
Tim Kennedy	3	0	0	0	1	0	0	0	0	0	0	2	0.0	Jakob Silfverberg	3	0	1	1	0	4	0	0	0	0	0	5	0.0
Paul Bissonnette	2	0	0	0	0	4	0	0	0	0	0	1	0.0	Patrick Maroon	2	0	1	1	1	5	0	0	0	0	0	4	0.0
Zbynek Michalek	2	0	0	0	0	0	0	0	0	0	0	2	0.0	Devante Smith-Pelly	2	0	1	1	0	2	0	0	0	0	0	2	0.0
Connor Murphy	2	0	0	0	0	0	0	0	0	0	0	2	0.0	Bryan Allen	4	0	0	0	-4	6	0	0	0	0	0	2	0.0
David Rundblad	2	0	0	0	-1	2	0	0	0	0	0	5	0.0	Emerson Etem	3	0	0	0	-2	2	0	0	0	0	0	3	0.0
David Schlemko	2	0	0	0	2	0	0	0	0	0	0	1	0.0	Mark Fistric	2	0	0	0	1	0	0	0	0	0	0	4	0.0
Gilbert Brule	1	0	0	0	0	0	0	0	0	0	0	1	0.0	Tim Jackman	1	0	0	0	0	2	0	0	0	0	0	1	0.0
Andy Miele	1	0	0	0	0	5	0	0	0	0	0	0	0.0	Rickard Rakell	1	0	0	0	1	0	0	0	0	0	0	2	0.0
Jordan Szwarz	1	0	0	0	0	10	0	0	0	0	0	2	0.0	Luca Sbisa	1	0	0	0	-1	10	0	0	0	0	0	2	0.0

POWER PLAY: 2-22 9.1% / PENALTY KILLING: 13-18 72.2%

POWER PLAY: 5-18 27.8% / PENALTY KILLING: 20-22 90.9%

GOALTENDING

COYOTES										DUCKS									
Goalie	GP	Min	W-L-OT	SO	GA	SA	SV	GAA	SV%	Goalie	GP	Min	W-L-OT	SO	GA	SA	SV	GAA	SV%
THOMAS GREISS	3	110	0-1-1	0	7	68	61	3.83	.897	JONAS HILLER	5	305	5-0-0	0	11	158	147	2.16	.930
MIKE SMITH	4	192	0-2-1	0	11	97	86	3.44	.887										

GOALS BY PERIOD

COYOTES					DUCKS				
1	2	3	OT	TOT	1	2	3	OT	TOT
2	3	6	0	11	5	8	5	1	19

SHOTS BY PERIOD

COYOTES					DUCKS				
1	2	3	OT	TOT	1	2	3	OT	TOT
53	58	45	2	158	58	66	36	6	166

SEE RECORDS SECTION FOR "ALL TIME VS THE DUCKS" BREAKDOWN



BOSTON BRUINS

2013-14 SEASON SERIES - Won: 0 Lost: 2 OT: 0

AT PHOENIX	COYOTES	BRUINS	ATTEND	GOALTENDERS	W. GOAL
Mar 22, 2014	Coyotes 2	Bruins 4	17,468	Mike Smith vs Tuukka Rask	Shawn Thornton

AT BOSTON	COYOTES	BRUINS	ATTEND	GOALTENDERS	W. GOAL
Mar 13, 2014	Coyotes 1	Bruins 2	17,565	Mike Smith vs Tuukka Rask	Jarome Iginla

* - Overtime ** - Shootout

LAST TIME VS THE BRUINS...

Last Home Win: October 19, 2009 (4-1)
 Last Home Loss: March 22, 2014 (4-2)
 Last Home Tie: October 16, 2001 (1-1)
 Last Road Win: *October 9, 2010 (5-2)
 Last Road Loss: March 13, 2014 (2-1)
 Last Road Tie: November 30, 2003 (3-3)

*Game played at O2 Arena in Prague, CZE as part of the
 2010 Compuware NHL Premiere Series

INDIVIDUAL SCORING

COYOTES

Player	GP	G	A	P	+/-	PIM	PP	SH	GW	GT	EN	S	S%
Shane Doan	2	1	1	2	-1	0	0	0	0	0	0	5	20.0
Oliver Ekman-Larsson	2	1	1	2	-1	0	1	0	0	0	0	4	25.0
Lauri Korpikoski	2	1	0	1	0	0	0	0	0	0	0	7	14.3
Mikkel Boedker	2	0	1	1	-2	0	0	0	0	0	0	4	0.0
Brandon McMillan	2	0	1	1	-1	0	0	0	0	0	0	6	0.0
Mike Ribeiro	2	0	1	1	-4	0	0	0	0	0	0	1	0.0
Keith Yandle	2	0	1	1	-3	0	0	0	0	0	0	3	0.0
Kyle Chipchura	2	0	0	0	0	2	0	0	0	0	0	2	0.0
Jeff Halpern	2	0	0	0	-1	0	0	0	0	0	0	0	0.0
Zbynek Michalek	2	0	0	0	-1	0	0	0	0	0	0	2	0.0
Derek Morris	2	0	0	0	-3	0	0	0	0	0	0	3	0.0
David Moss	2	0	0	0	0	0	0	0	0	0	0	5	0.0
Michael Stone	2	0	0	0	0	4	0	0	0	0	0	1	0.0
Chris Summers	2	0	0	0	0	0	0	0	0	0	0	3	0.0
Antoine Vermette	2	0	0	0	0	4	0	0	0	0	0	1	0.0
Radim Vrbata	2	0	0	0	-1	2	0	0	0	0	0	5	0.0
Martin Erat	1	0	0	0	0	0	0	0	0	0	0	0	0.0
Martin Hanzal	1	0	0	0	-1	0	0	0	0	0	0	3	0.0
Rob Klinkhammer	1	0	0	0	-1	0	0	0	0	0	0	0	0.0
Andy Miele	1	0	0	0	0	0	0	0	0	0	0	0	0.0

BRUINS

Player	GP	G	A	P	+/-	PIM	PP	SH	GW	GT	EN	S	S%
Jarome Iginla	2	3	0	3	2	0	0	0	1	0	1	7	42.9
Zdeno Chara	2	1	1	2	3	0	0	0	0	0	0	3	33.3
Milan Lucic	2	0	2	2	1	2	0	0	0	0	0	3	0.0
Patrice Bergeron	2	1	0	1	1	0	0	0	0	0	0	3	33.3
Shawn Thornton	2	1	0	1	1	0	0	0	1	0	0	3	33.3
Johnny Boychuk	2	0	1	1	0	0	0	0	0	0	0	3	0.0
Gregory Campbell	2	0	1	1	1	0	0	0	0	0	0	0	0.0
Dougie Hamilton	2	0	1	1	2	0	0	0	0	0	0	3	0.0
Andrej Meszaros	2	0	1	1	0	0	0	0	0	0	0	3	0.0
Daniel Paille	1	0	1	1	1	0	0	0	0	0	0	1	0.0
Matt Bartkowski	2	0	0	0	1	4	0	0	0	0	0	1	0.0
Loui Eriksson	2	0	0	0	0	0	0	0	0	0	0	5	0.0
Chris Kelly	2	0	0	0	0	2	0	0	0	0	0	1	0.0
David Krejci	2	0	0	0	2	2	0	0	0	0	0	1	0.0
Brad Marchand	2	0	0	0	1	0	0	0	0	0	0	3	0.0
Kevan Miller	2	0	0	0	2	2	0	0	0	0	0	1	0.0
Reilly Smith	2	0	0	0	1	0	0	0	0	0	0	3	0.0
Carl Soderberg	2	0	0	0	0	4	0	0	0	0	0	2	0.0
Jordan Caron	1	0	0	0	0	4	0	0	0	0	0	2	0.0

POWER PLAY: 1-8 12.5% / PENALTY KILLING: 4-4 100.0%

POWER PLAY: 0-4 0.0% / PENALTY KILLING: 7-8 87.5%

GOALTENDING

COYOTES

Goalie	GP	Min	W-L-OT	SO	GA	SA	SV	GAA	SV%
MIKE SMITH	2	118	0-2-0	0	5	47	42	2.55	.894

BRUINS

Goalie	GP	Min	W-L-OT	SO	GA	SA	SV	GAA	SV%
TUUKKA RASK	2	120	2-0-0	0	3	55	52	1.50	.945

GOALS BY PERIOD

COYOTES					BRUINS				
1	2	3	OT	TOT	1	2	3	OT	TOT
1	1	1	0	3	3	0	3	0	6

SHOTS BY PERIOD

COYOTES					BRUINS				
1	2	3	OT	TOT	1	2	3	OT	TOT
23	13	19	0	55	19	17	12	0	48

SEE RECORDS SECTION FOR "ALL TIME VS THE BRUINS" BREAKDOWN



BUFFALO SABRES

2013-14 SEASON SERIES - Won: 0 Lost: 1 OT: 1

LAST TIME VS THE SABRES...

Last Home Win: January 21, 2008 (6-2)
 Last Home Loss: January 30, 2014 (3-2)
 Last Home Tie: February 26, 1982 (4-4)
 Last Road Win: November 19, 2011 (4-2)
 Last Road Loss: December 23, 2013 (2-1 OT)
 Last Road Tie: October 11, 1999 (2-2)

AT PHOENIX	COYOTES	SABRES	ATTEND	GOALTENDERS	W. GOAL
Jan 30, 2014	Coyotes 2	Sabres 3	13,000	Thomas Greiss vs Ryan Miller	Zemgus Girgensons

AT BUFFALO	COYOTES	SABRES	ATTEND	GOALTENDERS	W. GOAL
Dec 23, 2013 *	Coyotes 1	Sabres 2	18,942	Mike Smith vs Ryan Miller	Mark Pysyk

* - Overtime ** - Shootout

INDIVIDUAL SCORING

COYOTES														SABRES													
Player	GP	G	A	P	+/-	PIM	PP	SH	GW	GT	EN	S	S%	Player	GP	G	A	P	+/-	PIM	PP	SH	GW	GT	EN	S	S%
Martin Hanzal	2	1	0	1	0	4	0	0	0	0	0	9	11.1	Zemgus Girgensons	2	1	2	3	1	0	0	1	1	0	0	11	9.1
David Moss	2	1	0	1	1	0	0	0	0	0	0	6	16.7	Tyler Ennis	2	2	0	2	1	0	0	0	0	0	0	6	33.3
Antoine Vermette	2	1	0	1	-3	0	1	0	0	0	0	5	20.0	Matt Moulson	2	0	2	2	1	4	0	0	0	0	0	5	0.0
Mikkel Boedker	2	0	1	1	-2	0	0	0	0	0	0	4	0.0	Steve Ott	2	1	0	1	0	2	1	0	0	0	0	5	20.0
Jeff Halpern	2	0	1	1	0	0	0	0	0	0	0	1	0.0	Mark Pysyk	1	1	0	1	2	0	0	0	1	0	0	5	20.0
Tim Kennedy	2	0	1	1	1	0	0	0	0	0	0	2	0.0	Christian Ehrhoff	1	0	1	1	1	0	0	0	0	0	0	3	0.0
Connor Murphy	2	0	1	1	1	0	0	0	0	0	0	3	0.0	Ville Leino	1	0	1	1	0	0	0	0	0	0	0	1	0.0
Keith Yandle	2	0	1	1	-1	0	0	0	0	0	0	8	0.0	Alexander Sulzer	1	0	1	1	1	0	0	0	0	0	0	2	0.0
Zbynek Michalek	1	0	1	1	0	0	0	0	0	0	0	1	0.0	Matt D'Agostini	2	0	0	0	0	0	0	0	0	0	0	2	0.0
Paul Bissonnette	2	0	0	0	0	2	0	0	0	0	0	1	0.0	Matt Ellis	2	0	0	0	0	0	0	0	0	0	0	2	0.0
Kyle Chipchura	2	0	0	0	0	0	0	0	0	0	0	0	0.0	Brian Flynn	2	0	0	0	1	0	0	0	0	0	0	2	0.0
Oliver Ekman-Larsson	2	0	0	0	0	0	0	0	0	0	0	4	0.0	Jamie McBain	2	0	0	0	0	0	0	0	0	0	0	3	0.0
Lauri Korpikoski	2	0	0	0	0	0	0	0	0	0	0	9	0.0	Tyler Myers	2	0	0	0	0	0	0	0	0	0	0	5	0.0
Derek Morris	2	0	0	0	-1	2	0	0	0	0	0	1	0.0	Henrik Tallinder	2	0	0	0	0	0	0	0	0	0	0	3	0.0
Mike Ribeiro	2	0	0	0	0	2	0	0	0	0	0	1	0.0	Mike Weber	2	0	0	0	0	0	0	0	0	0	0	0	0.0
Radim Vrbata	2	0	0	0	0	2	0	0	0	0	0	13	0.0	Marcus Foligno	1	0	0	0	0	0	0	0	0	0	0	0	0.0
Shane Doan	1	0	0	0	-1	0	0	0	0	0	0	1	0.0	Cody Hodgson	1	0	0	0	0	6	0	0	0	0	0	0	0.0
Rostislav Klesla	1	0	0	0	-2	0	0	0	0	0	0	4	0.0	Zenon Konopka	1	0	0	0	0	0	0	0	0	0	0	0	0.0
Rob Klinkhammer	1	0	0	0	0	0	0	0	0	0	0	1	0.0	Johan Larsson	1	0	0	0	0	0	0	0	0	0	0	0	0.0
David Schlemko	1	0	0	0	0	0	0	0	0	0	0	2	0.0	Chad Ruhwedel	1	0	0	0	0	0	0	0	0	0	0	4	0.0
Michael Stone	1	0	0	0	-2	2	0	0	0	0	0	1	0.0	John Scott	1	0	0	0	0	2	0	0	0	0	0	0	0.0
														Drew Stafford	1	0	0	0	0	15	0	0	0	0	0	1	0.0
														Philip Varone	1	0	0	0	0	0	0	0	0	0	0	0	0.0

POWER PLAY: 1-8 12.5% / PENALTY KILLING: 4-5 80.0%

POWER PLAY: 1-5 20.0% / PENALTY KILLING: 7-8 87.5%

GOALTENDING

COYOTES										SABRES									
Goalie	GP	Min	W-L-OT	SO	GA	SA	SV	GAA	SV%	Goalie	GP	Min	W-L-OT	SO	GA	SA	SV	GAA	SV%
MIKE SMITH	1	64	0-0-1	0	2	32	30	1.88	.938	RYAN MILLER	2	124	2-0-0	0	3	77	74	1.45	.961
THOMAS GREISS	1	58	0-1-0	0	3	28	25	3.08	.893										

GOALS BY PERIOD

COYOTES					SABRES				
1	2	3	OT	TOT	1	2	3	OT	TOT
2	1	0	0	3	1	1	2	1	5

SHOTS BY PERIOD

COYOTES					SABRES				
1	2	3	OT	TOT	1	2	3	OT	TOT
36	17	20	4	77	15	23	18	4	60

SEE RECORDS SECTION FOR "ALL TIME VS THE SABRES" BREAKDOWN



CALGARY FLAMES

2013-14 SEASON SERIES - Won: 3 Lost: 2 OT: 0

AT PHOENIX	COYOTES	FLAMES	ATTEND	GOALTENDERS	W. GOAL
Oct 22, 2013	Coyotes 4	Flames 2	10,141	Mike Smith vs Joey MacDonald	Mike Ribeiro
Jan 07, 2014	Coyotes 6	Flames 0	10,229	Thomas Greiss vs Reto Berra	Shane Doan
Mar 15, 2014	Coyotes 3	Flames 2	16,373	Mike Smith vs Joni Ortio	Shane Doan

AT CALGARY	COYOTES	FLAMES	ATTEND	GOALTENDERS	W. GOAL
Dec 04, 2013	Coyotes 1	Flames 4	19,289	Thomas Greiss vs Karri Ramo	Mikael Backlund
Jan 22, 2014	Coyotes 2	Flames 3	19,289	Mike Smith vs Karri Ramo	Matt Stajan

* - Overtime ** - Shootout

LAST TIME VS THE FLAMES...

Last Home Win: March 15, 2014 (3-2)
 Last Home Loss: March 1, 2012 (4-2)
 Last Home Tie: February 2, 1999 (2-2)
 Last Road Win: February 23, 2012 (4-3 SO)
 Last Road Loss: January 22, 2014 (3-2)
 Last Road Tie: October 24, 2000 (2-2)

INDIVIDUAL SCORING

COYOTES													
Player	GP	G	A	P	+/-	PIM	PP	SH	GW	GT	EN	S	S%
Keith Yandle	5	1	5	6	1	0	0	0	0	0	0	14	7.1
Shane Doan	4	3	2	5	2	2	1	0	2	0	0	12	25.0
Mike Ribeiro	5	2	3	5	3	2	0	0	1	0	0	12	16.7
Lauri Korpikoski	4	1	4	5	4	0	0	0	0	0	0	13	7.7
Rob Klinkhammer	5	3	0	3	1	0	1	0	0	0	1	12	25.0
Mikkel Boedker	5	1	2	3	3	2	0	0	0	0	0	13	7.7
Antoine Vermette	5	1	2	3	0	4	0	1	0	0	0	10	10.0
Radim Vrbata	5	1	2	3	1	2	1	0	0	0	0	14	7.1
Michael Stone	4	1	2	3	0	0	0	0	0	0	0	5	20.0
Martin Hanzal	3	1	1	2	2	6	0	0	0	0	0	7	14.3
David Moss	5	0	2	2	2	0	0	0	0	0	0	6	0.0
Chris Summers	1	1	0	1	1	0	0	0	0	0	0	1	100.0
Jeff Halpern	5	0	1	1	0	2	0	0	0	0	0	4	0.0
Oliver Ekman-Larsson	4	0	1	1	-2	4	0	0	0	0	0	4	0.0
Paul Bissonnette	3	0	1	1	0	10	0	0	0	0	0	1	0.0
Connor Murphy	2	0	1	1	3	2	0	0	0	0	0	0	0.0
Kyle Chipchura	5	0	0	0	1	0	0	0	0	0	0	3	0.0
Derek Morris	5	0	0	0	2	2	0	0	0	0	0	3	0.0
Zbynek Michalek	3	0	0	0	1	0	0	0	0	0	0	5	0.0
David Schlemko	3	0	0	0	0	4	0	0	0	0	0	2	0.0
Tim Kennedy	2	0	0	0	-3	0	0	0	0	0	0	3	0.0
Rostislav Klesla	2	0	0	0	4	5	0	0	0	0	0	2	0.0
Jordan Szwarz	2	0	0	0	-1	0	0	0	0	0	0	3	0.0
Brandon McMillan	1	0	0	0	0	0	0	0	0	0	0	1	0.0
David Rundblad	1	0	0	0	0	0	0	0	0	0	0	1	0.0
Brandon Yip	1	0	0	0	-1	0	0	0	0	0	0	0	0.0

FLAMES													
Player	GP	G	A	P	+/-	PIM	PP	SH	GW	GT	EN	S	S%
Mark Giordano	4	1	3	4	0	2	1	0	0	0	0	15	6.7
TJ Brodie	5	1	2	3	2	2	0	0	0	0	0	5	20.0
Joe Colborne	5	1	2	3	0	4	0	0	0	0	0	6	16.7
Matt Stajan	3	1	2	3	0	2	0	0	1	0	0	2	50.0
Jiri Hudler	4	0	3	3	1	2	0	0	0	0	0	3	0.0
Mikael Backlund	5	2	0	2	-3	4	1	0	1	0	0	8	25.0
Lee Stempniak	4	2	0	2	-1	0	0	1	0	0	0	11	18.2
Sean Monahan	4	1	1	2	0	0	0	0	0	0	0	8	12.5
Mike Cammalleri	4	0	2	2	-3	0	0	0	0	0	0	0	0.0
TJ Galiardi	4	0	2	2	0	5	0	0	0	0	0	7	0.0
Lance Bouma	5	1	0	1	0	2	0	0	0	0	0	5	20.0
Curtis Glencross	2	1	0	1	-3	4	1	0	0	0	0	3	33.3
Chris Butler	5	0	1	1	-1	2	0	0	0	0	0	7	0.0
Kris Russell	4	0	1	1	-1	0	0	0	0	0	0	4	0.0
David Jones	3	0	1	1	-2	0	0	0	0	0	0	7	0.0
Brian McGrattan	4	0	0	0	-1	10	0	0	0	0	0	2	0.0
Ladislav Smid	4	0	0	0	-4	4	0	0	0	0	0	5	0.0
Paul Byron	3	0	0	0	-2	2	0	0	0	0	0	1	0.0
Kevin Westgarth	3	0	0	0	-3	4	0	0	0	0	0	2	0.0
Dennis Wideman	3	0	0	0	-3	0	0	0	0	0	0	11	0.0
Sven Baertschi	2	0	0	0	-1	0	0	0	0	0	0	2	0.0
Blair Jones	2	0	0	0	0	0	0	0	0	0	0	1	0.0
Shane O'Brien	2	0	0	0	1	4	0	0	0	0	0	0	0.0
Christopher Breen	1	0	0	0	0	0	0	0	0	0	0	0	0.0
Ben Hanowski	1	0	0	0	0	0	0	0	0	0	0	0	0.0
Roman Horak	1	0	0	0	0	0	0	0	0	0	0	0	0.0
Corban Knight	1	0	0	0	0	0	0	0	0	0	0	1	0.0
Derek Smith	1	0	0	0	-2	0	0	0	0	0	0	2	0.0
Tyler Wotherspoon	1	0	0	0	-1	2	0	0	0	0	0	0	0.0

POWER PLAY: 3-21 14.3% / PENALTY KILLING: 11-14 78.6%

POWER PLAY: 3-14 21.4% / PENALTY KILLING: 18-21 85.7%

GOALTENDING

COYOTES

Goalie	GP	Min	W-L-OT	SO	GA	SA	SV	GAA	SV%
MIKE SMITH	3	178	2-1-0	0	7	81	74	2.36	.914
THOMAS GREISS	2	120	1-1-0	1	4	45	41	2.00	.911

FLAMES									
Goalie	GP	Min	W-L-OT	SO	GA	SA	SV	GAA	SV%
KARRI RAMO	2	120	2-0-0	0	3	62	59	1.50	.952
JOEY MACDONALD	1	59	0-1-0	0	3	32	29	3.07	.906
JONI ORTIO	1	59	0-1-0	0	3	26	23	3.06	.885
RETO BERRA	1	60	0-1-0	0	6	30	24	6.00	.800

GOALS BY PERIOD

COYOTES					FLAMES				
1	2	3	OT	TOT	1	2	3	OT	TOT
4	5	7	0	16	2	7	2	0	11

SHOTS BY PERIOD

COYOTES					FLAMES				
1	2	3	OT	TOT	1	2	3	OT	TOT
48	47	56	0	151	29	58	39	0	126

SEE RECORDS SECTION FOR "ALL TIME VS THE FLAMES" BREAKDOWN



CAROLINA HURRICANES

2013-14 SEASON SERIES - Won: 1 Lost: 1 OT: 0

LAST TIME VS THE HURRICANES...

Last Home Win: December 3, 2005 (8-4)
 Last Home Loss: December 14, 2013 (3-1)
 Last Home Tie: March 15, 1999 (5-5)
 Last Road Win: October 13, 2013 (5-3)
 Last Road Loss: November 21, 2008 (5-2)
 Last Road Tie: December 5, 1997 (2-2)

AT PHOENIX	COYOTES	HURRICANES	ATTEND	GOALTENDERS	W. GOAL
Dec 14, 2013	Coyotes 1	Hurricanes 3	11,697	Mike Smith vs Justin Peters	Jeff Skinner

AT CAROLINA	COYOTES	HURRICANES	ATTEND	GOALTENDERS	W. GOAL
Oct 13, 2013	Coyotes 5	Hurricanes 3	15,384	Mike Smith vs Cam Ward, Anton Khudobin	Rob Klinkhammer

* - Overtime ** - Shootout

INDIVIDUAL SCORING

COYOTES														HURRICANES													
Player	GP	G	A	P	+/-	PIM	PP	SH	GW	GT	EN	S	%	Player	GP	G	A	P	+/-	PIM	PP	SH	GW	GT	EN	S	%
Rob Klinkhammer	2	2	0	2	1	2	0	0	1	0	0	5	40.0	Eric Staal	2	2	2	4	2	4	0	0	0	0	1	10	20.0
Paul Bissonnette	2	1	1	2	2	0	0	0	0	0	0	4	25.0	Jeff Skinner	2	2	0	2	2	2	1	0	1	0	0	10	20.0
Shane Doan	1	1	1	2	0	0	1	0	0	0	0	6	16.7	Nathan Gerbe	2	1	1	2	1	0	0	0	0	0	0	5	20.0
Mikkel Boedker	2	1	0	1	-1	0	1	0	0	0	0	3	33.3	Riley Nash	2	1	0	1	1	0	0	0	0	0	0	2	50.0
Lauri Korpikoski	1	1	0	1	0	2	0	0	0	0	0	2	50.0	Jay Harrison	2	0	1	1	1	0	0	0	0	0	0	1	0.0
Tim Kennedy	2	0	1	1	0	0	0	0	0	0	0	3	0.0	Ryan Murphy	2	0	1	1	0	0	0	0	0	0	0	2	0.0
Zbynek Michalek	2	0	1	1	0	2	0	0	0	0	0	3	0.0	Jordan Staal	2	0	1	1	1	2	0	0	0	0	0	6	0.0
David Moss	2	0	1	1	0	4	0	0	0	0	0	6	0.0	Tim Gleason	1	0	1	1	0	0	0	0	0	0	0	2	0.0
Mike Ribeiro	2	0	1	1	-1	0	0	0	0	0	0	3	0.0	Drayson Bowman	2	0	0	0	-2	0	0	0	0	0	0	3	0.0
David Schlemko	2	0	1	1	1	2	0	0	0	0	0	5	0.0	Radek Dvorak	2	0	0	0	0	0	0	0	0	0	0	1	0.0
Radim Vrbata	2	0	1	1	-2	6	0	0	0	0	0	5	0.0	Patrick Dwyer	2	0	0	0	0	2	0	0	0	0	0	1	0.0
Jeff Halpern	1	0	1	1	1	0	0	0	0	0	0	0	0.0	Justin Faulk	2	0	0	0	3	4	0	0	0	0	0	4	0.0
Derek Morris	1	0	1	1	-1	0	0	0	0	0	0	0	0.0	Ron Hainsey	2	0	0	0	-2	2	0	0	0	0	0	2	0.0
Connor Murphy	1	0	1	1	-1	0	0	0	0	0	0	3	0.0	Tuomo Ruutu	2	0	0	0	0	2	0	0	0	0	0	3	0.0
Kyle Chipchura	2	0	0	0	-1	0	0	0	0	0	0	2	0.0	Andrej Sekera	2	0	0	0	2	2	0	0	0	0	0	5	0.0
Oliver Ekman-Larsson	2	0	0	0	-1	4	0	0	0	0	0	3	0.0	Alexander Semin	2	0	0	0	0	2	0	0	0	0	0	6	0.0
Martin Hanzal	2	0	0	0	-2	8	0	0	0	0	0	6	0.0	Jiri Tlusty	2	0	0	0	0	0	0	0	0	0	0	2	0.0
Michael Stone	2	0	0	0	2	0	0	0	0	0	0	2	0.0	Brett Bellemore	1	0	0	0	-1	0	0	0	0	0	0	1	0.0
Antoine Vermette	2	0	0	0	-1	4	0	0	0	0	0	5	0.0	Manny Malhotra	1	0	0	0	-1	0	0	0	0	0	0	1	0.0
Keith Yandle	2	0	0	0	-2	10	0	0	0	0	0	4	0.0	Brett Sutter	1	0	0	0	-2	0	0	0	0	0	0	0	0.0
Jordan Szwarz	1	0	0	0	0	2	0	0	0	0	0	0	0.0														

POWER PLAY: 2-7 28.6% / PENALTY KILLING: 12-13 92.3%

POWER PLAY: 1-13 7.7% / PENALTY KILLING: 5-7 71.4%

GOALTENDING

COYOTES										HURRICANES									
Goalie	GP	Min	W-L-OT	SO	GA	SA	SV	GAA	SV%	Goalie	GP	Min	W-L-OT	SO	GA	SA	SV	GAA	SV%
MIKE SMITH	2	119	1-1-0	0	5	66	61	2.52	.924	JUSTIN PETERS	1	60	1-0-0	0	1	38	37	1.00	.974
										ANTON KHUDBOIN	1	30	0-0-0	0	2	20	18	4.02	.900
										CAM WARD	1	29	0-1-0	0	3	12	9	6.26	.750

GOALS BY PERIOD

COYOTES						HURRICANES					
1	2	3	OT	TOT		1	2	3	OT	TOT	
2	2	2	0	6		1	3	2	0	6	

SHOTS BY PERIOD

COYOTES						HURRICANES					
1	2	3	OT	TOT		1	2	3	OT	TOT	
20	30	20	0	70		21	20	26	0	67	

SEE RECORDS SECTION FOR "ALL TIME VS THE HURRICANES" BREAKDOWN



CHICAGO BLACKHAWKS

2013-14 SEASON SERIES - Won: 1 Lost: 1 OT: 1

AT PHOENIX	COYOTES	BLACKHAWKS	ATTEND	GOALTENDERS	W. GOAL
Nov 30, 2013	Coyotes 2	Blackhawks 5	17,321	Mike Smith vs Antti Raanta	Niklas Hjalmarsson
Feb 07, 2014	Coyotes 2	Blackhawks 0	17,525	Mike Smith vs Corey Crawford	Keith Yandle

AT CHICAGO	COYOTES	BLACKHAWKS	ATTEND	GOALTENDERS	W. GOAL
Nov 14, 2013 **	Coyotes 4	Blackhawks 5	21,762	Mike Smith vs Corey Crawford	Brandon Pirri

* - Overtime ** - Shootout

LAST TIME VS THE BLACKHAWKS...

Last Home Win: February 7, 2014 (2-0)
 Last Home Loss: November 30, 2013 (5-2)
 Last Home Tie: October 28, 2003 (2-2)
 Last Road Win: April 20, 2013 (3-2 S0)
 Last Road Loss: November 14, 2013 (5-4 S0)
 Last Road Tie: March 21, 2004 (2-2)

INDIVIDUAL SCORING

COYOTES														BLACKHAWKS													
Player	GP	G	A	P	+/-	PIM	PP	SH	GW	GT	EN	S	S%	Player	GP	G	A	P	+/-	PIM	PP	SH	GW	GT	EN	S	S%
Keith Yandle	3	1	3	4	-1	0	1	0	1	0	0	10	10.0	Patrick Kane	2	1	3	4	0	0	1	0	0	0	0	3	33.3
Michael Stone	3	2	1	3	0	2	0	0	0	0	0	9	22.2	Marian Hossa	3	2	1	3	3	2	0	0	0	0	1	9	22.2
Radim Vrbata	3	1	2	3	-1	0	1	0	0	0	0	5	20.0	Duncan Keith	3	0	3	3	3	0	0	0	0	0	0	9	0.0
Mike Ribeiro	3	0	3	3	-1	0	0	0	0	0	0	1	0.0	Brent Seabrook	3	0	3	3	4	0	0	0	0	0	0	6	0.0
Shane Doan	3	1	1	2	-2	2	1	0	0	0	0	9	11.1	Jonathan Toews	3	0	3	3	2	2	0	0	0	0	0	10	0.0
Rob Klinkhammer	3	1	1	2	2	0	0	0	0	0	0	8	12.5	Nick Leddy	3	0	2	2	0	0	0	0	0	0	0	3	0.0
Mikkel Boedker	3	0	2	2	0	0	0	0	0	0	0	5	0.0	Brandon Bollig	3	1	0	1	0	6	0	0	0	0	0	7	14.3
Oliver Ekman-Larsson	3	0	2	2	-1	2	0	0	0	0	0	4	0.0	Niklas Hjalmarsson	3	1	0	1	0	4	0	0	1	0	0	8	12.5
Martin Hanzal	2	1	0	1	-1	4	1	0	0	0	0	8	12.5	Brandon Saad	3	1	0	1	0	2	0	0	0	0	0	9	11.1
Lauri Korpikoski	2	1	0	1	1	0	0	0	0	0	0	5	20.0	Patrick Sharp	3	1	0	1	2	0	1	0	0	0	0	16	6.2
Antoine Vermette	3	0	1	1	1	0	0	0	0	0	0	1	0.0	Andrew Shaw	3	1	0	1	1	6	0	0	0	0	0	10	10.0
Kyle Chipchura	3	0	0	0	-1	0	0	0	0	0	0	3	0.0	Brandon Pirri	2	1	0	1	1	0	0	0	0	0	0	2	50.0
Jeff Halpern	3	0	0	0	-3	4	0	0	0	0	0	2	0.0	Marcus Kruger	3	0	1	1	0	0	0	0	0	0	0	2	0.0
David Moss	3	0	0	0	-2	0	0	0	0	0	0	7	0.0	Ben Smith	3	0	1	1	0	0	0	0	0	0	0	6	0.0
David Schlemko	3	0	0	0	0	0	0	0	0	0	0	3	0.0	Michal Handzus	2	0	1	1	0	0	0	0	0	0	0	0	0.0
Paul Bissonnette	2	0	0	0	0	0	0	0	0	0	0	1	0.0	Bryan Bickell	2	0	0	0	0	2	0	0	0	0	0	6	0.0
Tim Kennedy	2	0	0	0	-1	0	0	0	0	0	0	2	0.0	Sheldon Brookbank	2	0	0	0	-1	0	0	0	0	0	0	0	0.0
Zbynek Michalek	2	0	0	0	0	2	0	0	0	0	0	2	0.0	Johnny Oduya	2	0	0	0	0	4	0	0	0	0	0	5	0.0
Derek Morris	2	0	0	0	0	2	0	0	0	0	0	3	0.0	Michal Rozsival	2	0	0	0	0	2	0	0	0	0	0	0	0.0
Rostislav Klesla	1	0	0	0	-3	0	0	0	0	0	0	0	0.0	Kris Versteeg	2	0	0	0	1	2	0	0	0	0	0	1	0.0
Connor Murphy	1	0	0	0	-2	2	0	0	0	0	0	2	0.0	Jeremy Morin	1	0	0	0	-1	0	0	0	0	0	0	5	0.0
Jordan Szwarz	1	0	0	0	-1	0	0	0	0	0	0	0	0.0	Peter Regin	1	0	0	0	0	0	0	0	0	0	0	1	0.0

POWER PLAY: 4-13 30.8% / PENALTY KILLING: 8-10 80.0%

POWER PLAY: 2-10 20.0% / PENALTY KILLING: 9-13 69.2%

GOALTENDING

COYOTES										
Goalie	GP	Min	W-L-OT	SO	GA	SA	SV	GAA	SV%	
MIKE SMITH	3	184	1-1-1	1	8	117	109	2.61	.932	

GOALS BY PERIOD

COYOTES						BLACKHAWKS					
1	2	3	OT	TOT		1	2	3	OT	TOT	
3	5	0	0	8		5	1	3	0	9	

SHOTS BY PERIOD

COYOTES						BLACKHAWKS					
1	2	3	OT	TOT		1	2	3	OT	TOT	
31	42	17	0	90		32	43	40	3	118	

SEE RECORDS SECTION FOR "ALL TIME VS THE BLACKHAWKS" BREAKDOWN



COLORADO AVALANCHE

2013-14 SEASON SERIES - Won: 1 Lost: 1 OT: 1

LAST TIME VS THE AVALANCHE...

Last Home Win: April 6, 2013 (4-0)
 Last Home Loss: November 21, 2013 (4-3 OT)
 Last Home Tie: November 17, 2002 (4-4)
 Last Road Win: December 10, 2013 (3-1)
 Last Road Loss: February 28, 2014 (4-2)
 Last Road Tie: March 10, 2002 (2-2)

AT PHOENIX	COYOTES	AVALANCHE	ATTEND	GOALTENDERS	W. GOAL
Nov 21, 2013 *	Coyotes 3	Avalanche 4	12,285	Mike Smith vs Semyon Varlamov	Ryan O'Reilly

AT COLORADO	COYOTES	AVALANCHE	ATTEND	GOALTENDERS	W. GOAL
Dec 10, 2013	Coyotes 3	Avalanche 1	14,110	Thomas Greiss vs Semyon Varlamov	Jordan Szwarz
Feb 28, 2014	Coyotes 2	Avalanche 4	17,649	Thomas Greiss vs Semyon Varlamov	Paul Stastny

* - Overtime ** - Shootout

INDIVIDUAL SCORING

COYOTES														AVALANCHE													
Player	GP	G	A	P	+/-	PIM	PP	SH	GW	GT	EN	S	S%	Player	GP	G	A	P	+/-	PIM	PP	SH	GW	GT	EN	S	S%
Antoine Vermette	3	3	0	3	-1	4	2	0	0	0	0	10	30.0	Andre Benoit	3	1	2	3	1	2	0	0	0	0	0	6	16.7
Shane Doan	2	2	1	3	-1	0	2	0	0	0	0	7	28.6	Gabriel Landeskog	3	1	2	3	2	0	1	0	0	0	0	9	11.1
Oliver Ekman-Larsson	3	0	3	3	0	0	0	0	0	0	0	11	0.0	PA Parenteau	3	1	2	3	-1	4	1	0	0	0	0	6	16.7
Keith Yandle	3	0	3	3	-1	2	0	0	0	0	0	9	0.0	Nathan MacKinnon	3	0	3	3	2	2	0	0	0	0	0	12	0.0
Mikkel Boedker	3	0	2	2	0	0	0	0	0	0	0	9	0.0	Cody McLeod	3	1	1	2	2	0	0	0	0	0	0	2	50.0
Paul Bissonnette	2	0	2	2	2	0	0	0	0	0	0	0	0.0	John Mitchell	3	1	1	2	-1	0	1	0	0	0	0	8	12.5
Martin Hanzal	3	1	0	1	0	2	0	0	0	0	0	11	9.1	Ryan O'Reilly	3	1	1	2	0	0	1	0	1	0	0	8	12.5
Michael Stone	3	1	0	1	0	4	0	0	0	0	0	5	20.0	Paul Stastny	3	1	1	2	0	0	0	0	1	0	0	6	16.7
Jordan Szwarz	1	1	0	1	0	0	0	0	1	0	0	1	100.0	Patrick Bordeleau	3	1	0	1	0	0	0	0	0	0	0	3	33.3
Kyle Chipchura	3	0	1	1	2	0	0	0	0	0	0	2	0.0	Nate Guenin	3	1	0	1	1	0	0	0	0	0	0	2	50.0
Jeff Halpern	3	0	1	1	1	0	0	0	0	0	0	3	0.0	Tyson Barrie	3	0	1	1	2	0	0	0	0	0	0	4	0.0
Mike Ribeiro	3	0	1	1	-2	16	0	0	0	0	0	2	0.0	Cory Sarich	3	0	1	1	1	4	0	0	0	0	0	3	0.0
Tim Kennedy	2	0	1	1	1	0	0	0	0	0	0	6	0.0	Matt Duchene	2	0	1	1	0	2	0	0	0	0	0	5	0.0
Rostislav Klesla	1	0	1	1	0	0	0	0	0	0	0	3	0.0	Marc-Andre Cliche	3	0	0	0	0	0	0	0	0	0	0	1	0.0
Rob Klinkhammer	3	0	0	0	-3	0	0	0	0	0	0	1	0.0	Jamie McGinn	3	0	0	0	-1	2	0	0	0	0	0	3	0.0
David Moss	3	0	0	0	-1	0	0	0	0	0	0	7	0.0	Maxime Talbot	3	0	0	0	0	0	0	0	0	0	0	4	0.0
Radim Vrbata	3	0	0	0	-1	0	0	0	0	0	0	10	0.0	Jan Hejda	2	0	0	0	-1	2	0	0	0	0	0	3	0.0
Zbynek Michalek	2	0	0	0	0	0	0	0	0	0	0	2	0.0	Nick Holden	2	0	0	0	-1	2	0	0	0	0	0	2	0.0
Derek Morris	2	0	0	0	-1	0	0	0	0	0	0	4	0.0	Erik Johnson	2	0	0	0	-1	0	0	0	0	0	0	5	0.0
David Schlemko	2	0	0	0	0	4	0	0	0	0	0	2	0.0	Brad Malone	1	0	0	0	0	0	0	0	0	0	0	1	0.0
Lauri Korpikoski	1	0	0	0	0	0	0	0	0	0	0	0	0.0														
Brandon McMillan	1	0	0	0	0	0	0	0	0	0	0	2	0.0														
Connor Murphy	1	0	0	0	0	0	0	0	0	0	0	2	0.0														
David Rundblad	1	0	0	0	0	0	0	0	0	0	0	2	0.0														

POWER PLAY: 4-10 40.0% / PENALTY KILLING: 7-11 63.6%

POWER PLAY: 4-11 36.4% / PENALTY KILLING: 6-10 60.0%

GOALTENDING

COYOTES										AVALANCHE									
Goalie	GP	Min	W-L-OT	SO	GA	SA	SV	GAA	SV%	Goalie	GP	Min	W-L-OT	SO	GA	SA	SV	GAA	SV%
THOMAS GREISS	2	118	1-1-0	0	5	63	58	2.54	.921	SEMYON VARLAMOV	3	183	2-1-0	0	8	111	103	2.62	.928
MIKE SMITH	1	64	0-0-1	0	4	30	26	3.73	.867										

GOALS BY PERIOD

COYOTES					AVALANCHE				
1	2	3	OT	TOT	1	2	3	OT	TOT
1	4	3	0	8	1	3	4	1	9

SHOTS BY PERIOD

COYOTES					AVALANCHE				
1	2	3	OT	TOT	1	2	3	OT	TOT
37	34	38	2	111	29	28	31	5	93

SEE RECORDS SECTION FOR "ALL TIME VS THE AVALANCHE" BREAKDOWN



COLUMBUS BLUE JACKETS

2013-14 SEASON SERIES - Won: 0 Lost: 1 OT: 1

AT PHOENIX	COYOTES	BLUE JACKETS	ATTEND	GOALTENDERS	W. GOAL
Jan 02, 2014	Coyotes 0	Blue Jackets 2	10,539	Mike Smith vs Curtis McElhinney	Nathan Horton

AT COLUMBUS	COYOTES	BLUE JACKETS	ATTEND	GOALTENDERS	W. GOAL
Apr 08, 2014 *	Coyotes 3	Blue Jackets 4	16,289	Thomas Greiss vs Sergei Bobrovsky	Ryan Johansen

* - Overtime ** - Shootout

LAST TIME VS THE BLUE JACKETS...

Last Home Win: February 16, 2013 (5-3)

Last Home Loss: January 2, 2014 (2-0)

Last Home Tie: February 2, 2004 (3-3)

Last Road Win: January 11, 2011 (4-3)

Last Road Loss: April 8, 2014 (4-3 OT)

Last Road Tie: November 16, 2003 (2-2)

INDIVIDUAL SCORING

COYOTES														BLUE JACKETS													
Player	GP	G	A	P	+/-	PIM	PP	SH	GW	GT	EN	S	S%	Player	GP	G	A	P	+/-	PIM	PP	SH	GW	GT	EN	S	S%
Oliver Ekman-Larsson	2	1	0	1	0	0	0	0	0	0	0	2	50.0	Nathan Horton	2	1	1	2	0	0	1	0	1	0	0	2	50.0
Shane Doan	1	1	0	1	1	0	0	0	0	0	0	3	33.3	Ryan Johansen	2	1	1	2	1	2	0	0	1	0	0	10	10.0
Martin Erat	1	1	0	1	0	2	0	0	0	0	0	3	33.3	Artem Anisimov	2	0	2	2	0	0	0	0	0	0	0	4	0.0
Mikkel Boedker	2	0	1	1	1	0	0	0	0	0	0	2	0.0	James Wisniewski	2	0	2	2	0	2	0	0	0	0	0	7	0.0
Kyle Chipchura	2	0	1	1	0	5	0	0	0	0	0	1	0.0	Blake Comeau	2	1	0	1	1	0	0	0	0	0	0	6	16.7
Mike Ribeiro	2	0	1	1	0	0	0	0	0	0	0	4	0.0	Boone Jenner	2	1	0	1	1	0	0	0	0	0	0	4	25.0
Radim Vrbata	2	0	1	1	0	0	0	0	0	0	0	9	0.0	Mark Letestu	2	1	0	1	2	0	0	0	0	0	0	2	50.0
Keith Yandle	2	0	1	1	1	5	0	0	0	0	0	11	0.0	RJ Umberger	1	1	0	1	0	2	1	0	0	0	0	3	33.3
Michael Stone	1	0	1	1	1	0	0	0	0	0	0	0	0.0	Derek MacKenzie	2	0	1	1	-1	5	0	0	0	0	0	0	0.0
Jeff Halpern	2	0	0	0	0	0	0	0	0	0	0	2	0.0	Ryan Murray	2	0	1	1	1	2	0	0	0	0	0	4	0.0
Rob Klinkhammer	2	0	0	0	0	0	0	0	0	0	0	3	0.0	Fedor Tyutin	2	0	1	1	-1	2	0	0	0	0	0	2	0.0
Lauri Korpikoski	2	0	0	0	-2	0	0	0	0	0	0	2	0.0	Nick Foligno	1	0	1	1	0	0	0	0	0	0	0	2	0.0
Derek Morris	2	0	0	0	-2	2	0	0	0	0	0	0	0.0	Cam Atkinson	2	0	0	0	-1	0	0	0	0	0	0	6	0.0
David Moss	2	0	0	0	-1	0	0	0	0	0	0	3	0.0	Brandon Dubinsky	2	0	0	0	0	2	0	0	0	0	0	2	0.0
Antoine Vermette	2	0	0	0	0	0	0	0	0	0	0	7	0.0	Jack Johnson	2	0	0	0	-1	0	0	0	0	0	0	3	0.0
Chris Brown	1	0	0	0	0	0	0	0	0	0	0	1	0.0	David Savard	2	0	0	0	3	0	0	0	0	0	0	0	0.0
Martin Hanzal	1	0	0	0	0	0	0	0	0	0	0	2	0.0	Corey Topp	2	0	0	0	-1	7	0	0	0	0	0	0	0.0
Tim Kennedy	1	0	0	0	0	0	0	0	0	0	0	0	0.0	Matt Calvert	1	0	0	0	0	0	0	0	0	0	0	0	0.0
Rostislav Klesla	1	0	0	0	0	0	0	0	0	0	0	1	0.0	Nikita Nikitin	1	0	0	0	0	0	0	0	0	0	0	3	0.0
Brandon McMillan	1	0	0	0	0	0	0	0	0	0	0	4	0.0	Dalton Prout	1	0	0	0	0	0	0	0	0	0	0	0	0.0
Zbynek Michalek	1	0	0	0	-1	0	0	0	0	0	0	2	0.0	Jack Skille	1	0	0	0	0	0	0	0	0	0	0	1	0.0
Connor Murphy	1	0	0	0	0	0	0	0	0	0	0	0	0.0														
David Rundblad	1	0	0	0	0	2	0	0	0	0	0	3	0.0														
Chris Summers	1	0	0	0	-1	0	0	0	0	0	0	1	0.0														

POWER PLAY: 0-7 0.0% / PENALTY KILLING: 3-5 60.0%

POWER PLAY: 2-5 40.0% / PENALTY KILLING: 7-7 100.0%

GOALTENDING

COYOTES										BLUE JACKETS									
Goalie	GP	Min	W-L-OT	SO	GA	SA	SV	GAA	SV%	Goalie	GP	Min	W-L-OT	SO	GA	SA	SV	GAA	SV%
MIKE SMITH	1	59	0-1-0	0	2	31	29	2.04	.935	CURTIS MCELHINNEY	1	60	1-0-0	1	0	34	34	0.00	1.000
THOMAS GREISS	1	63	0-0-1	0	4	30	26	3.84	.867	SERGEI BOBROVSKY	1	64	1-0-0	0	3	32	29	2.83	.906

GOALS BY PERIOD

COYOTES					BLUE JACKETS				
1	2	3	OT	TOT	1	2	3	OT	TOT
2	0	1	0	3	1	2	2	1	6

SHOTS BY PERIOD

COYOTES					BLUE JACKETS				
1	2	3	OT	TOT	1	2	3	OT	TOT
16	14	36	0	66	10	26	24	1	61

SEE RECORDS SECTION FOR "ALL TIME VS THE BLUE JACKETS" BREAKDOWN



DALLAS STARS

2013-14 SEASON SERIES - Won: 1 Lost: 2 OT: 0

AT PHOENIX	COYOTES	STARS	ATTEND	GOALTENDERS	W. GOAL
Feb 04, 2014	Coyotes 1	Stars 3	12,257	Mike Smith vs Kari Lehtonen	Antoine Roussel
Apr 13, 2014	Coyotes 2	Stars 1	15,146	Thomas Greiss vs Tim Thomas	David Moss

AT DALLAS	COYOTES	STARS	ATTEND	GOALTENDERS	W. GOAL
Feb 08, 2014	Coyotes 1	Stars 2	18,532	Mike Smith vs Kari Lehtonen	Valeri Nichushkin

* - Overtime ** - Shootout

LAST TIME VS THE STARS...

Last Home Win: April 13, 2014 (2-1)
 Last Home Loss: February 4, 2014 (3-1)
 Last Home Tie: November 20, 2002 (2-2)
 Last Road Win: February 7, 2012 (4-1)
 Last Road Loss: February 8, 2014 (2-1)
 Last Road Tie: November 14, 2003 (3-3)

INDIVIDUAL SCORING

COYOTES														STARS													
Player	GP	G	A	P	+/-	PIM	PP	SH	GW	GT	EN	S	S%	Player	GP	G	A	P	+/-	PIM	PP	SH	GW	GT	EN	S	S%
Antoine Vermette	3	1	1	2	1	2	0	0	0	0	0	6	16.7	Ryan Garbutt	3	1	1	2	2	0	0	0	0	0	1	6	16.7
Shane Doan	3	1	0	1	0	4	0	0	0	0	0	8	12.5	Shawn Horcoff	3	1	0	1	0	2	1	0	0	0	0	4	25.0
David Moss	3	1	0	1	1	2	0	0	1	0	0	3	33.3	Valeri Nichushkin	3	1	0	1	-1	0	0	0	1	0	0	1	100.0
Radim Vrbata	3	1	0	1	-1	0	1	0	0	0	0	16	6.2	Antoine Roussel	3	1	0	1	1	14	0	0	1	0	0	7	14.3
Mikkel Boedker	3	0	1	1	0	0	0	0	0	0	0	4	0.0	Ray Whitney	2	1	0	1	1	2	0	0	0	0	0	3	33.3
Jeff Halpern	3	0	1	1	1	0	0	0	0	0	0	1	0.0	Colton Sceviour	1	1	0	1	0	0	1	0	0	0	0	3	33.3
Zbynek Michalek	3	0	1	1	1	4	0	0	0	0	0	4	0.0	Jordie Benn	3	0	1	1	1	0	0	0	0	0	0	3	0.0
Keith Yandle	3	0	1	1	-3	4	0	0	0	0	0	10	0.0	Cody Eakin	3	0	1	1	1	0	0	0	0	0	0	4	0.0
Martin Erat	1	0	1	1	1	0	0	0	0	0	0	0	0.0	Vernon Fiddler	3	0	1	1	1	2	0	0	0	0	0	8	0.0
Kyle Chipchura	3	0	0	0	0	0	0	0	0	0	0	0	0.0	Sergei Gonchar	3	0	1	1	-1	4	0	0	0	0	0	3	0.0
Oliver Ekman-Larsson	3	0	0	0	0	2	0	0	0	0	0	5	0.0	Tyler Seguin	3	0	1	1	-1	0	0	0	0	0	0	17	0.0
Rob Klinkhammer	3	0	0	0	-1	0	0	0	0	0	0	4	0.0	Jamie Benn	2	0	1	1	0	0	0	0	0	0	0	8	0.0
Lauri Korpikoski	3	0	0	0	-2	0	0	0	0	0	0	3	0.0	Trevor Daley	2	0	1	1	2	0	0	0	0	0	0	2	0.0
Connor Murphy	3	0	0	0	0	0	0	0	0	0	0	1	0.0	Brenden Dillon	2	0	1	1	1	0	0	0	0	0	0	1	0.0
Mike Ribeiro	3	0	0	0	-3	2	0	0	0	0	0	5	0.0	Rich Peverley	2	0	1	1	0	0	0	0	0	0	0	3	0.0
Paul Bissonnette	2	0	0	0	0	0	0	0	0	0	0	2	0.0	Alex Chiasson	3	0	0	0	0	2	0	0	0	0	0	3	0.0
Martin Hanzal	2	0	0	0	-1	2	0	0	0	0	0	5	0.0	Erik Cole	3	0	0	0	1	0	0	0	0	0	0	4	0.0
Derek Morris	2	0	0	0	0	2	0	0	0	0	0	4	0.0	Alex Goligoski	3	0	0	0	2	0	0	0	0	0	0	6	0.0
David Schlemko	2	0	0	0	-1	0	0	0	0	0	0	1	0.0	Kevin Connauton	2	0	0	0	-1	2	0	0	0	0	0	2	0.0
Brandon Gormley	1	0	0	0	2	0	0	0	0	0	0	3	0.0	Aaron Rome	2	0	0	0	-1	0	0	0	0	0	0	1	0.0
Tim Kennedy	1	0	0	0	0	0	0	0	0	0	0	0	0.0	Dustin Jeffrey	1	0	0	0	-1	0	0	0	0	0	0	0	0.0
Michael Stone	1	0	0	0	-1	0	0	0	0	0	0	1	0.0	Chris Mueller	1	0	0	0	-1	0	0	0	0	0	0	1	0.0
														Patrik Nemeth	1	0	0	0	-1	2	0	0	0	0	0	0	0.0

POWER PLAY: 1-11 9.1% / PENALTY KILLING: 9-11 81.8%

POWER PLAY: 2-11 18.2% / PENALTY KILLING: 10-11 90.9%

GOALTENDING

COYOTES										STARS									
Goalie	GP	Min	W-L-OT	SO	GA	SA	SV	GAA	SV%	Goalie	GP	Min	W-L-OT	SO	GA	SA	SV	GAA	SV%
THOMAS GREISS	1	60	1-0-0	0	1	17	16	1.00	.941	KARI LEHTONEN	2	120	2-0-0	0	2	55	53	1.00	.964
MIKE SMITH	2	117	0-2-0	0	4	72	68	2.05	.944	TIM THOMAS	1	59	0-1-0	0	2	31	29	2.04	.935

GOALS BY PERIOD

COYOTES					STARS				
1	2	3	OT	TOT	1	2	3	OT	TOT
0	2	2	0	4	2	2	2	0	6

SHOTS BY PERIOD

COYOTES					STARS				
1	2	3	OT	TOT	1	2	3	OT	TOT
27	29	30	0	86	25	36	29	0	90

SEE RECORDS SECTION FOR "ALL TIME VS THE STARS" BREAKDOWN



DETROIT RED WINGS

2013-14 SEASON SERIES - Won: 2 Lost: 0 OT: 0

AT PHOENIX	COYOTES	RED WINGS	ATTEND	GOALTENDERS	W. GOAL
Oct 19, 2013	Coyotes 5	Red Wings 2	14,624	Mike Smith vs Jimmy Howard	Martin Hanzal

AT DETROIT	COYOTES	RED WINGS	ATTEND	GOALTENDERS	W. GOAL
Oct 10, 2013	Coyotes 4	Red Wings 2	20,066	Mike Smith vs Jimmy Howard	Michael Stone

* - Overtime ** - Shootout

LAST TIME VS THE RED WINGS...

Last Home Win: October 19, 2013 (5-2)
 Last Home Loss: March 25, 2013 (3-2)
 Last Home Tie: March 18, 2004 (1-1)
 Last Road Win: October 10, 2013 (4-2)
 Last Road Loss: April 22, 2013 (4-0)
 Last Road Tie: January 16, 2004 (3-3)

INDIVIDUAL SCORING

COYOTES														RED WINGS													
Player	GP	G	A	P	+/-	PIM	PP	SH	GW	GT	EN	S	S%	Player	GP	G	A	P	+/-	PIM	PP	SH	GW	GT	EN	S	S%
Mikkel Boedker	2	1	3	4	4	0	0	0	0	0	0	4	25.0	Todd Bertuzzi	2	1	1	2	-1	0	0	0	0	0	0	4	25.0
Mike Ribeiro	2	2	1	3	2	2	0	0	0	0	0	6	33.3	Jonathan Ericsson	2	1	1	2	0	0	0	0	0	0	0	5	20.0
Antoine Vermette	2	2	1	3	4	0	0	0	0	0	1	4	50.0	Joakim Andersson	2	1	0	1	0	0	0	0	0	0	0	1	100.0
Derek Morris	2	1	2	3	4	0	0	0	0	0	0	3	33.3	Pavel Datsyuk	2	1	0	1	-1	0	0	0	0	0	0	8	12.5
Martin Hanzal	2	1	1	2	0	0	0	0	1	0	0	6	16.7	Jakub Kindl	2	0	1	1	0	0	0	0	0	0	0	3	0.0
Michael Stone	1	1	0	1	0	0	0	0	1	0	0	4	25.0	Henrik Zetterberg	2	0	1	1	-1	0	0	0	0	0	0	6	0.0
Mike Smith	2	1	0	1	1	0	0	1	0	0	0	0	100.0	Justin Abdelkader	2	0	0	0	0	2	0	0	0	0	0	8	0.0
Oliver Ekman-Larsson	2	0	1	1	2	0	0	0	0	0	0	2	0.0	Daniel Alfredsson	2	0	0	0	-4	0	0	0	0	0	0	2	0.0
Rob Klinkhammer	2	0	1	1	2	0	0	0	0	0	0	2	0.0	Daniel Cleary	2	0	0	0	1	0	0	0	0	0	0	3	0.0
Lauri Korpikoski	2	0	1	1	0	4	0	0	0	0	0	3	0.0	Danny DeKeyser	2	0	0	0	2	0	0	0	0	0	0	2	0.0
David Moss	2	0	1	1	2	0	0	0	0	0	0	6	0.0	Johan Franzen	2	0	0	0	-4	2	0	0	0	0	0	4	0.0
Kyle Chipchura	2	0	0	0	-2	4	0	0	0	0	0	3	0.0	Drew Miller	2	0	0	0	-1	0	0	0	0	0	0	1	0.0
Shane Doan	2	0	0	0	3	0	0	0	0	0	0	2	0.0	Kyle Quincey	2	0	0	0	-4	2	0	0	0	0	0	4	0.0
Tim Kennedy	2	0	0	0	0	0	0	0	0	0	0	2	0.0	Mikael Samuelsson	2	0	0	0	-1	0	0	0	0	0	0	2	0.0
Rostislav Klesla	2	0	0	0	0	0	0	0	0	0	0	0	0.0	Brendan Smith	2	0	0	0	-5	0	0	0	0	0	0	3	0.0
Zbynek Michalek	2	0	0	0	0	0	0	0	0	0	0	4	0.0	Stephen Weiss	2	0	0	0	-5	2	0	0	0	0	0	2	0.0
Radim Vrbata	2	0	0	0	0	0	0	0	0	0	0	8	0.0	Cory Emmerton	1	0	0	0	-1	0	0	0	0	0	0	2	0.0
Keith Yandle	2	0	0	0	3	0	0	0	0	0	0	4	0.0	Luke Glendening	1	0	0	0	0	0	0	0	0	0	0	2	0.0
Paul Bissonnette	1	0	0	0	0	0	0	0	0	0	0	0	0.0	Niklas Kronwall	1	0	0	0	-1	0	0	0	0	0	0	1	0.0
Jeff Halpern	1	0	0	0	0	2	0	0	0	0	0	3	0.0	Brian Lashoff	1	0	0	0	-1	4	0	0	0	0	0	0	0.0
David Schlemko	1	0	0	0	1	0	0	0	0	0	0	4	0.0														

POWER PLAY: 0-4 0.0% / PENALTY KILLING: 4-4 100.0%

POWER PLAY: 0-4 0.0% / PENALTY KILLING: 4-4 100.0%

GOALTENDING

COYOTES											RED WINGS										
Goalie	GP	Min	W-L-OT	SO	GA	SA	SV	GAA	SV%		Goalie	GP	Min	W-L-OT	SO	GA	SA	SV	GAA	SV%	
MIKE SMITH	2	120	2-0-0	0	4	63	59	2.00	.937		JIMMY HOWARD	2	118	0-2-0	0	7	69	62	3.56	.899	

GOALS BY PERIOD

COYOTES					RED WINGS				
1	2	3	OT	TOT	1	2	3	OT	TOT
1	2	6	0	9	2	2	0	0	4

SHOTS BY PERIOD

COYOTES					RED WINGS				
1	2	3	OT	TOT	1	2	3	OT	TOT
27	20	24	0	71	20	25	18	0	63

SEE RECORDS SECTION FOR "ALL TIME VS THE RED WINGS" BREAKDOWN



EDMONTON OILERS

2013-14 SEASON SERIES - Won: 4 Lost: 0 OT: 1

LAST TIME VS THE OILERS...

Last Home Win: December 31, 2013 (4-3 OT)

Last Home Loss: April 4, 2014 (3-2 SO)

Last Home Tie: December 12, 2003 (3-3)

Last Road Win: January 24, 2014 (4-3)

Last Road Loss: February 23, 2013 (3-2 SO)

Last Road Tie: January 26, 2001 (1-1)

AT PHOENIX	COYOTES	OILERS	ATTEND	GOALTENDERS	W. GOAL
Oct 26, 2013	Coyotes 5	Oilers 4	11,684	Mike Smith vs Jason LaBarbera, Devan Dubnyk	Oliver Ekman-Larsson
Dec 31, 2013 *	Coyotes 4	Oilers 3	17,416	Mike Smith, Thomas Greiss vs Ilya Bryzgalov	Keith Yandle
Apr 04, 2014 **	Coyotes 2	Oilers 3	14,732	Thomas Greiss vs Ben Scrivens	Sam Gagner

AT EDMONTON	COYOTES	OILERS	ATTEND	GOALTENDERS	W. GOAL
Dec 03, 2013	Coyotes 6	Oilers 2	16,839	Mike Smith vs Devan Dubnyk	Shane Doan
Jan 24, 2014	Coyotes 4	Oilers 3	16,839	Mike Smith vs Ilya Bryzgalov	Mike Ribeiro

* - Overtime ** - Shootout

INDIVIDUAL SCORING

COYOTES

Player	GP	G	A	P	+/-	PIM	PP	SH	GW	GT	EN	S	S%
Keith Yandle	5	4	3	7	6	4	1	0	1	0	0	16	25.0
Radim Vrbata	5	2	5	7	0	0	1	0	0	0	0	24	8.3
Mikkel Boedker	5	3	3	6	2	0	1	0	0	0	0	15	20.0
Oliver Ekman-Larsson	5	2	4	6	1	0	2	0	1	0	0	13	15.4
Mike Ribeiro	5	2	3	5	2	0	0	0	1	0	0	3	66.7
Martin Hanzal	5	1	2	3	-2	4	0	0	0	0	0	13	7.7
Derek Morris	5	1	2	3	4	6	0	0	0	0	0	6	16.7
David Moss	5	1	2	3	1	0	0	0	0	0	0	8	12.5
Shane Doan	4	1	2	3	4	2	0	0	1	0	0	6	16.7
Michael Stone	5	1	1	2	0	4	0	0	0	0	0	8	12.5
Tim Kennedy	4	1	1	2	-3	2	0	0	0	0	0	4	25.0
David Schlemko	4	1	1	2	-2	0	0	0	0	0	0	4	25.0
Jeff Halpern	5	0	2	2	3	2	0	0	0	0	0	2	0.0
Antoine Vermette	5	0	2	2	0	0	0	0	0	0	0	11	0.0
Lauri Korpikoski	3	0	2	2	-3	0	0	0	0	0	0	4	0.0
Kyle Chipchura	5	1	0	1	1	4	0	0	0	0	0	4	25.0
Rob Klinkhammer	4	0	1	1	3	0	0	0	0	0	0	6	0.0
Martin Erat	1	0	1	1	1	0	0	0	0	0	0	0	0.0
Zbynek Michalek	3	0	0	0	-2	0	0	0	0	0	0	4	0.0
Paul Bissonnette	2	0	0	0	0	0	0	0	0	0	0	4	0.0
Connor Murphy	2	0	0	0	-1	2	0	0	0	0	0	1	0.0
Brandon McMillan	1	0	0	0	0	0	0	0	0	0	0	1	0.0
Chris Summers	1	0	0	0	0	0	0	0	0	0	0	0	0.0
Jordan Szwarz	1	0	0	0	0	7	0	0	0	0	0	4	0.0

OILERS

Player	GP	G	A	P	+/-	PIM	PP	SH	GW	GT	EN	S	S%
David Perron	5	5	1	6	1	8	1	0	0	0	0	20	25.0
Taylor Hall	4	0	6	6	4	0	0	0	0	0	0	15	0.0
Ryan Nugent-Hopkins	5	2	2	4	5	0	0	0	0	0	0	9	22.2
Justin Schultz	5	2	1	3	0	0	0	0	0	0	0	9	22.2
Jordan Eberle	5	0	3	3	-2	0	0	0	0	0	0	11	0.0
Ryan Jones	3	1	1	2	2	2	0	0	0	0	0	8	12.5
Sam Gagner	4	1	0	1	-5	0	0	0	0	0	0	6	16.7
Will Acton	3	1	0	1	0	0	0	0	0	0	0	6	16.7
Matt Hendricks	2	1	0	1	0	6	0	0	0	0	0	3	33.3
Tyler Pitlick	1	1	0	1	1	0	0	0	0	0	0	1	100.0
Boyd Gordon	4	0	1	1	1	0	0	0	0	0	0	7	0.0
Mark Arcobello	3	0	1	1	-3	2	0	0	0	0	0	6	0.0
Ales Hemsky	3	0	1	1	-4	0	0	0	0	0	0	9	0.0
Martin Marincin	3	0	1	1	0	0	0	0	0	0	0	1	0.0
Nail Yakupov	3	0	1	1	-1	0	0	0	0	0	0	4	0.0
Luke Gazdic	2	0	1	1	1	0	0	0	0	0	0	2	0.0
Ben Eager	1	0	1	1	1	0	0	0	0	0	0	1	0.0
Corey Potter	1	0	1	1	1	0	0	0	0	0	0	1	0.0
Anton Belov	5	0	0	0	0	2	0	0	0	0	0	4	0.0
Jeff Petry	5	0	0	0	-5	6	0	0	0	0	0	12	0.0
Andrew Ference	4	0	0	0	-2	9	0	0	0	0	0	6	0.0
Ryan Smyth	4	0	0	0	-3	2	0	0	0	0	0	4	0.0
Jesse Joensuu	3	0	0	0	-3	0	0	0	0	0	0	3	0.0
Denis Grebeshkov	2	0	0	0	-1	0	0	0	0	0	0	2	0.0
Anton Lander	2	0	0	0	0	0	0	0	0	0	0	0	0.0
Nick Schultz	2	0	0	0	-1	0	0	0	0	0	0	0	0.0
Mark Fraser	1	0	0	0	1	0	0	0	0	0	0	0	0.0
Roman Horak	1	0	0	0	-1	0	0	0	0	0	0	1	0.0
Oscar Klefbom	1	0	0	0	0	0	0	0	0	0	0	2	0.0
Philip Larsen	1	0	0	0	0	0	0	0	0	0	0	0	0.0
Steven Pinizzotto	1	0	0	0	0	0	0	0	0	0	0	0	0.0
Ladislav Smid	1	0	0	0	0	2	0	0	0	0	0	0	0.0

POWER PLAY: 5-15 33.3% / PENALTY KILLING: 14-15 93.3%

POWER PLAY: 1-15 6.7% / PENALTY KILLING: 10-15 66.7%

GOALTENDING

COYOTES

Goalie	GP	Min	W-L-OT	SO	GA	SA	SV	GAA	SV%
MIKE SMITH	4	207	3-0-0	0	12	112	100	3.49	.893
THOMAS GREISS	2	103	1-0-1	0	2	41	39	1.17	.951

OILERS

Goalie	GP	Min	W-L-OT	SO	GA	SA	SV	GAA	SV%
BEN SCRIVENS	1	64	1-0-0	0	2	26	24	1.87	.923
ILYA BRYZGALOV	2	124	0-1-1	0	8	74	66	3.88	.892
DEVAN DUBNYK	2	61	0-1-0	0	6	34	28	5.94	.824
JASON LABARBERA	1	58	0-1-0	0	5	27	22	5.19	.815

GOALS BY PERIOD

COYOTES					OILERS				
1	2	3	OT	TOT	1	2	3	OT	TOT
5	8	7	1	21	4	6	4	0	14

SHOTS BY PERIOD

COYOTES					OILERS				
1	2	3	OT	TOT	1	2	3	OT	TOT
60	46	52	3	161	50	44	54	5	153

SEE RECORDS SECTION FOR "ALL TIME VS THE OILERS" BREAKDOWN



FLORIDA PANTHERS

2013-14 SEASON SERIES - Won: 2 Lost: 0 OT: 0

AT PHOENIX	COYOTES	PANTHERS	ATTEND	GOALTENDERS	W. GOAL
Mar 20, 2014	Coyotes 2	Panthers 1	14,442	Mike Smith vs Roberto Luongo	Antoine Vermette

AT FLORIDA	COYOTES	PANTHERS	ATTEND	GOALTENDERS	W. GOAL
Mar 11, 2014	Coyotes 3	Panthers 1	12,211	Mike Smith vs Roberto Luongo	Oliver Ekman-Larsson

* - Overtime ** - Shootout

LAST TIME VS THE PANTHERS...

Last Home Win: March 20, 2014 (2-1)
 Last Home Loss: December 4, 2010 (2-1 SO)
 Last Home Tie: November 22, 2002 (3-3)
 Last Road Win: March 11, 2014 (3-1)
 Last Road Loss: February 10, 2007 (5-2)
 Last Road Tie: None

INDIVIDUAL SCORING

COYOTES														PANTHERS													
Player	GP	G	A	P	+/-	PIM	PP	SH	GW	GT	EN	S	S%	Player	GP	G	A	P	+/-	PIM	PP	SH	GW	GT	EN	S	S%
Radim Vrbata	2	2	2	4	2	2	1	0	0	0	0	6	33.3	Dmitry Kulikov	2	0	2	2	0	0	0	0	0	0	0	2	0.0
Oliver Ekman-Larsson	2	1	1	2	0	0	0	0	1	0	0	4	25.0	Scott Gomez	2	1	0	1	1	0	0	0	0	0	0	3	33.3
Antoine Vermette	2	1	1	2	1	0	0	0	1	0	0	2	50.0	Brandon Pirri	2	1	0	1	-1	0	1	0	0	0	0	6	16.7
Mikkel Boedker	2	0	2	2	1	0	0	0	0	0	0	4	0.0	Nick Bjugstad	2	0	1	1	0	0	0	0	0	0	0	9	0.0
Mike Ribeiro	2	1	0	1	0	0	1	0	0	0	0	2	50.0	Krys Barch	2	0	0	0	0	0	0	0	0	0	0	0	0.0
Lauri Korpikoski	2	0	1	1	0	2	0	0	0	0	0	3	0.0	Brad Boyes	2	0	0	0	1	0	0	0	0	0	0	4	0.0
Michael Stone	2	0	1	1	2	2	0	0	0	0	0	2	0.0	Brian Campbell	2	0	0	0	0	2	0	0	0	0	0	3	0.0
Keith Yandle	2	0	1	1	1	0	0	0	0	0	0	8	0.0	Joey Crabb	2	0	0	0	0	7	0	0	0	0	0	1	0.0
Martin Hanzal	1	0	1	1	0	0	0	0	0	0	0	2	0.0	Tomas Fleischmann	2	0	0	0	-2	0	0	0	0	0	0	2	0.0
Kyle Chipchura	2	0	0	0	0	0	0	0	0	0	0	2	0.0	Tom Gilbert	2	0	0	0	0	0	0	0	0	0	0	3	0.0
Shane Doan	2	0	0	0	0	0	0	0	0	0	0	5	0.0	Jimmy Hayes	2	0	0	0	-1	2	0	0	0	0	0	2	0.0
Martin Erat	2	0	0	0	0	0	0	0	0	0	0	1	0.0	Ed Jovanovski	2	0	0	0	0	0	0	0	0	0	0	4	0.0
Jeff Halpern	2	0	0	0	0	2	0	0	0	0	0	0	0.0	Dylan Olsen	2	0	0	0	-2	0	0	0	0	0	0	0	0.0
Brandon McMillan	2	0	0	0	1	2	0	0	0	0	0	1	0.0	Vincent Trocheck	2	0	0	0	-2	2	0	0	0	0	0	1	0.0
Zbynek Michalek	2	0	0	0	0	0	0	0	0	0	0	2	0.0	Scottie Upshall	2	0	0	0	-1	0	0	0	0	0	0	6	0.0
David Moss	2	0	0	0	0	2	0	0	0	0	0	2	0.0	Sean Bergenheim	1	0	0	0	0	0	0	0	0	0	0	1	0.0
Chris Summers	2	0	0	0	1	7	0	0	0	0	0	1	0.0	Quinton Howden	1	0	0	0	-1	0	0	0	0	0	0	0	0.0
Brandon Gormley	1	0	0	0	0	2	0	0	0	0	0	0	0.0	Jonathan Huberdeau	1	0	0	0	0	0	0	0	0	0	0	3	0.0
Andy Miele	1	0	0	0	1	0	0	0	0	0	0	0	0.0	Mike Mottau	1	0	0	0	-1	0	0	0	0	0	0	0	0.0
Derek Morris	1	0	0	0	0	0	0	0	0	0	0	1	0.0	Colby Robak	1	0	0	0	-1	0	0	0	0	0	0	2	0.0
														Garrett Wilson	1	0	0	0	0	0	0	0	0	0	0	3	0.0

POWER PLAY: 2-4 50.0% / PENALTY KILLING: 7-8 87.5%

POWER PLAY: 1-8 12.5% / PENALTY KILLING: 2-4 50.0%

GOALTENDING

COYOTES											PANTHERS										
Goalie	GP	Min	W-L-OT	SO	GA	SA	SV	GAA	SV%		Goalie	GP	Min	W-L-OT	SO	GA	SA	SV	GAA	SV%	
MIKE SMITH	2	120	2-0-0	0	2	55	53	1.00	.964		ROBERTO LUONGO	2	117	0-2-0	0	5	48	43	2.56	.896	

GOALS BY PERIOD

COYOTES					PANTHERS				
1	2	3	OT	TOT	1	2	3	OT	TOT
3	1	1	0	5	0	0	2	0	2

SHOTS BY PERIOD

COYOTES					PANTHERS				
1	2	3	OT	TOT	1	2	3	OT	TOT
21	17	10	0	48	20	14	21	0	55

SEE RECORDS SECTION FOR "ALL TIME VS THE PANTHERS" BREAKDOWN



LOS ANGELES KINGS

2013-14 SEASON SERIES – Won: 3 Lost: 2 OT: 0

LAST TIME VS THE KINGS...

Last Home Win: January 28, 2014 (3-0)
 Last Home Loss: January 26, 2013 (4-2)
 Last Home Tie: December 26, 2001 (1-1)
 Last Road Win: March 17, 2014 (4-3)
 Last Road Loss: April 2, 2014 (4-0)
 Last Road Tie: December 18, 2003 (4-4)

AT PHOENIX	COYOTES	KINGS	ATTEND	GOALTENDERS	W. GOAL
Oct 29, 2013	Coyotes 3	Kings 1	10,452	Mike Smith vs Ben Scrivens	Shane Doan
Jan 28, 2014	Coyotes 3	Kings 0	13,681	Thomas Greiss vs Jonathan Quick	Oliver Ekman-Larsson

AT LOS ANGELES	COYOTES	KINGS	ATTEND	GOALTENDERS	W. GOAL
Oct 24, 2013	Coyotes 4	Kings 7	18,118	Mike Smith, Greiss vs Jonathan Quick	Mike Richards
Mar 17, 2014	Coyotes 4	Kings 3	18,118	Mike Smith vs Jonathan Quick	Jeff Halpern
Apr 02, 2014	Coyotes 0	Kings 4	18,118	Thomas Greiss vs Jonathan Quick	Tanner Pearson

* - Overtime ** - Shootout

INDIVIDUAL SCORING

COYOTES														KINGS													
Player	GP	G	A	P	+/-	PIM	PP	SH	GW	GT	EN	S	S%	Player	GP	G	A	P	+/-	PIM	PP	SH	GW	GT	EN	S	S%
Keith Yandle	5	1	4	5	1	4	0	0	0	0	0	12	8.3	Anze Kopitar	5	2	4	6	0	0	2	0	0	0	0	18	11.1
Shane Doan	5	2	2	4	1	4	1	0	1	0	0	10	20.0	Jeff Carter	5	1	3	4	1	0	0	0	0	0	0	20	5.0
Oliver Ekman-Larsson	5	2	2	4	0	0	1	0	1	0	0	13	15.4	Dwight King	4	3	0	3	3	0	0	0	0	0	1	8	37.5
Mikkel Boedker	5	1	3	4	2	0	1	0	0	0	0	7	14.3	Tanner Pearson	2	2	1	3	2	0	0	0	1	0	0	6	33.3
Martin Hanzal	4	2	1	3	-3	2	1	0	0	0	0	9	22.2	Alec Martinez	2	1	2	3	2	0	0	0	0	0	0	4	25.0
Kyle Chipchura	5	1	2	3	-2	5	0	0	0	0	0	2	50.0	Drew Doughty	5	1	1	2	2	4	1	0	0	0	0	16	6.2
Radim Vrbata	5	0	3	3	-4	0	0	0	0	0	0	16	0.0	Jarret Stoll	5	1	1	2	0	4	1	0	0	0	0	7	14.3
Jeff Halpern	4	2	0	2	0	2	0	0	1	0	0	6	33.3	Marian Gaborik	2	1	1	2	-1	0	1	0	0	0	0	5	20.0
Derek Morris	5	1	1	2	0	6	0	0	0	0	0	7	14.3	Justin Williams	5	0	2	2	-2	8	0	0	0	0	0	11	0.0
Antoine Vermette	5	1	1	2	2	4	0	0	0	0	0	7	14.3	Dustin Brown	4	0	2	2	-1	0	0	0	0	0	0	9	0.0
Andy Miele	1	0	2	2	2	0	0	0	0	0	0	1	0.0	Jordan Nolan	5	1	0	1	0	6	0	0	0	0	0	11	9.1
Rob Klinkhammer	5	1	0	1	1	4	0	0	0	0	0	7	14.3	Mike Richards	5	1	0	1	-3	2	0	1	1	0	0	8	12.5
Zbynek Michalek	5	0	1	1	1	2	0	0	0	0	0	3	0.0	Matt Frattin	2	1	0	1	-2	0	0	0	0	0	0	7	14.3
David Moss	4	0	1	1	0	2	0	0	0	0	0	9	0.0	Robyn Regehr	5	0	1	1	-1	2	0	0	0	0	0	2	0.0
Paul Bissonnette	3	0	1	1	1	14	0	0	0	0	0	4	0.0	Slava Voynov	5	0	1	1	-2	0	0	0	0	0	0	8	0.0
Lauri Korpikoski	3	0	1	1	2	2	0	0	0	0	0	2	0.0	Tyler Toffoli	3	0	1	1	3	0	0	0	0	0	0	8	0.0
Mike Ribeiro	5	0	0	0	-2	2	0	0	0	0	0	2	0.0	Colin Fraser	2	0	1	1	0	0	0	0	0	0	0	3	0.0
David Schlemko	3	0	0	0	1	2	0	0	0	0	0	7	0.0	Trevor Lewis	5	0	0	0	1	0	0	0	0	0	0	9	0.0
Michael Stone	3	0	0	0	0	2	0	0	0	0	0	2	0.0	Willie Mitchell	5	0	0	0	-1	6	0	0	0	0	0	3	0.0
Brandon McMillan	2	0	0	0	-2	0	0	0	0	0	0	2	0.0	Kyle Clifford	4	0	0	0	-1	2	0	0	0	0	0	5	0.0
Chris Summers	2	0	0	0	-3	0	0	0	0	0	0	2	0.0	Matt Greene	4	0	0	0	0	2	0	0	0	0	0	2	0.0
Martin Erat	1	0	0	0	0	0	0	0	0	0	0	0	0.0	Jake Muzzin	4	0	0	0	0	6	0	0	0	0	0	9	0.0
Tim Kennedy	1	0	0	0	0	0	0	0	0	0	0	0	0.0	Daniel Carcillo	2	0	0	0	-1	5	0	0	0	0	0	2	0.0
Rostislav Klesla	1	0	0	0	-1	0	0	0	0	0	0	0	0.0														
Connor Murphy	1	0	0	0	1	0	0	0	0	0	0	0	0.0														
Jordan Szwarz	1	0	0	0	0	0	0	0	0	0	0	2	0.0														
Brandon Yip	1	0	0	0	1	0	0	0	0	0	0	1	0.0														

POWER PLAY: 4-18 22.2% / PENALTY KILLING: 13-18 72.2%

POWER PLAY: 5-18 27.8% / PENALTY KILLING: 14-18 77.8%

GOALTENDING

COYOTES										KINGS									
Goalie	GP	Min	W-L-OT	SO	GA	SA	SV	GAA	SV%	Goalie	GP	Min	W-L-OT	SO	GA	SA	SV	GAA	SV%
MIKE SMITH	3	140	2-0-0	0	8	96	88	3.43	.917	JONATHAN QUICK	4	239	2-2-0	1	11	101	90	2.76	.891
THOMAS GREISS	3	159	1-2-0	1	6	84	78	2.26	.929	BEN SCRIVENS	1	60	0-1-0	0	3	33	30	3.02	.909

GOALS BY PERIOD

COYOTES					KINGS				
1	2	3	OT	TOT	1	2	3	OT	TOT
3	5	6	0	14	6	3	6	0	15

SHOTS BY PERIOD

COYOTES					KINGS				
1	2	3	OT	TOT	1	2	3	OT	TOT
48	44	42	0	134	56	65	60	0	181

SEE RECORDS SECTION FOR "ALL TIME VS THE KINGS" BREAKDOWN



MINNESOTA WILD

2013-14 SEASON SERIES - Won: 1 Lost: 2 OT: 0

AT PHOENIX	COYOTES	WILD	ATTEND	GOALTENDERS	W. GOAL
Jan 09, 2014	Coyotes 1	Wild 4	10,075	Mike Smith vs Niklas Backstrom	Kyle Brodziak
Mar 29, 2014	Coyotes 1	Wild 3	16,691	Thomas Greiss vs Ilya Bryzgalov	Jared Spurgeon

AT MINNESOTA COYOTES	WILD	ATTEND	GOALTENDERS	W. GOAL	
Nov 27, 2013	Coyotes 3	Wild 1	18,265	Thomas Greiss vs Niklas Backstrom	Radim Vrbata

* - Overtime ** - Shootout

LAST TIME VS THE WILD...

Last Home Win: February 4, 2013 (2-1)
 Last Home Loss: March 29, 2014 (3-1)
 Last Home Tie: March 7, 2004 (1-1)
 Last Road Win: November 27, 2013 (3-1)
 Last Road Loss: March 27, 2013 (4-3 OT)
 Last Road Tie: March 17, 2002 (2-2)

INDIVIDUAL SCORING

COYOTES

Player	GP	G	A	P	+/-	PIM	PP	SH	GW	GT	EN	S	S%
Mikkel Boedker	3	3	0	3	0	0	2	0	0	0	0	7	42.9
Shane Doan	3	0	3	3	-4	10	0	0	0	0	0	6	0.0
Radim Vrbata	3	2	0	2	-1	0	1	0	1	0	1	11	18.2
Oliver Ekman-Larsson	3	0	1	1	-4	0	0	0	0	0	0	5	0.0
Martin Hanzal	3	0	1	1	-2	2	0	0	0	0	0	6	0.0
Michael Stone	3	0	1	1	-2	0	0	0	0	0	0	12	0.0
Antoine Vermette	3	0	1	1	-1	2	0	0	0	0	0	4	0.0
Tim Kennedy	2	0	1	1	0	0	0	0	0	0	0	1	0.0
Derek Morris	2	0	1	1	0	0	0	0	0	0	0	5	0.0
David Schlemko	1	0	1	1	2	0	0	0	0	0	0	1	0.0
Jeff Halpern	3	0	0	0	-2	2	0	0	0	0	0	0	0.0
Rob Klinkhammer	3	0	0	0	0	0	0	0	0	0	0	5	0.0
Connor Murphy	3	0	0	0	0	2	0	0	0	0	0	0	0.0
Mike Ribeiro	3	0	0	0	-2	2	0	0	0	0	0	2	0.0
Keith Yandle	3	0	0	0	-5	12	0	0	0	0	0	12	0.0
Kyle Chipchura	2	0	0	0	-1	0	0	0	0	0	0	0	0.0
Lauri Korpikoski	2	0	0	0	-1	0	0	0	0	0	0	2	0.0
David Moss	2	0	0	0	-1	0	0	0	0	0	0	4	0.0
Paul Bissonnette	1	0	0	0	-1	2	0	0	0	0	0	0	0.0
Chris Brown	1	0	0	0	0	0	0	0	0	0	0	1	0.0
Martin Erat	1	0	0	0	0	0	0	0	0	0	0	1	0.0
Rostislav Klesla	1	0	0	0	0	0	0	0	0	0	0	1	0.0
Brandon McMillan	1	0	0	0	-1	0	0	0	0	0	0	1	0.0
Zbynek Michalek	1	0	0	0	-1	0	0	0	0	0	0	2	0.0
Chris Summers	1	0	0	0	0	2	0	0	0	0	0	1	0.0

WILD

Player	GP	G	A	P	+/-	PIM	PP	SH	GW	GT	EN	S	S%
Justin Fontaine	3	3	0	3	3	0	1	0	0	0	1	5	60.0
Kyle Brodziak	3	1	2	3	4	2	0	0	1	0	0	6	16.7
Nino Niederreiter	3	0	3	3	1	2	0	0	0	0	0	8	0.0
Zach Parise	1	2	0	2	2	0	0	0	0	0	1	5	40.0
Matt Cooke	3	0	2	2	2	4	0	0	0	0	0	4	0.0
Jason Pominville	3	0	2	2	-1	0	0	0	0	0	0	6	0.0
Mikko Koivu	2	0	2	2	0	2	0	0	0	0	0	5	0.0
Dany Heatley	2	1	0	1	0	0	0	0	0	0	0	7	14.3
Jared Spurgeon	2	1	0	1	3	0	0	0	1	0	0	4	25.0
Mikael Granlund	3	0	1	1	1	0	0	0	0	0	0	3	0.0
Marco Scandella	3	0	1	1	1	0	0	0	0	0	0	2	0.0
Jonas Brodin	3	0	0	0	0	0	0	0	0	0	0	5	0.0
Charlie Coyle	3	0	0	0	2	0	0	0	0	0	0	6	0.0
Ryan Suter	3	0	0	0	4	2	0	0	0	0	0	4	0.0
Jonathon Blum	2	0	0	0	0	0	0	0	0	0	0	2	0.0
Erik Haula	2	0	0	0	0	0	0	0	0	0	0	2	0.0
Torrey Mitchell	2	0	0	0	0	2	0	0	0	0	0	1	0.0
Nate Prosser	2	0	0	0	1	2	0	0	0	0	0	1	0.0
Clayton Stoner	2	0	0	0	1	0	0	0	0	0	0	5	0.0
Stephane Veilleux	2	0	0	0	0	2	0	0	0	0	0	1	0.0
Keith Ballard	1	0	0	0	0	0	0	0	0	0	0	1	0.0
Zenon Konopka	1	0	0	0	0	0	0	0	0	0	0	2	0.0
Matt Moulson	1	0	0	0	1	0	0	0	0	0	0	2	0.0
Mike Rupp	1	0	0	0	0	0	0	0	0	0	0	0	0.0
Jason Zucker	1	0	0	0	0	0	0	0	0	0	0	1	0.0

POWER PLAY: 3-9 33.3% / PENALTY KILLING: 5-6 83.3%

POWER PLAY: 1-6 16.7% / PENALTY KILLING: 6-9 66.7%

GOALTENDING

COYOTES

Goalie	GP	Min	W-L-OT	SO	GA	SA	SV	GAA	SV%
THOMAS GREISS	2	119	1-1-0	0	3	58	55	1.51	.948
MIKE SMITH	1	60	0-1-0	0	3	28	25	3.02	.893

WILD

Goalie	GP	Min	W-L-OT	SO	GA	SA	SV	GAA	SV%
ILYA BRYZGALOV	1	60	1-0-0	0	1	24	23	1.00	.958
NIKLAS BACKSTROM	2	120	1-1-0	0	3	65	62	1.50	.954

GOALS BY PERIOD

COYOTES					WILD				
1	2	3	OT	TOT	1	2	3	OT	TOT
2	2	1	0	5	1	0	7	0	8

SHOTS BY PERIOD

COYOTES					WILD				
1	2	3	OT	TOT	1	2	3	OT	TOT
39	25	26	0	90	20	26	42	0	88

SEE RECORDS SECTION FOR "ALL TIME VS THE WILD" BREAKDOWN



MONTREAL CANADIENS

2013-14 SEASON SERIES - Won: 1 Lost: 1 OT: 0

LAST TIME VS THE CANADIENS...

Last Home Win: March 6, 2014 (5-2)
 Last Home Loss: November 10, 2011 (3-2 OT)
 Last Home Tie: March 10, 2001 (3-3)
 Last Road Win: October 28, 1996 (5-4)
 Last Road Loss: December 17, 2013 (3-1)
 Last Road Tie: December 8, 2001 (3-3)

AT PHOENIX	COYOTES	CANADIENS	ATTEND	GOALTENDERS	W. GOAL
Mar 06, 2014	Coyotes 5	Canadiens 2	15,282	Mike Smith vs Peter Budaj	Oliver Ekman-Larsson

AT MONTREAL	COYOTES	CANADIENS	ATTEND	GOALTENDERS	W. GOAL
Dec 17, 2013	Coyotes 1	Canadiens 3	21,273	Mike Smith vs Carey Price	Max Pacioretty

* - Overtime ** - Shootout

INDIVIDUAL SCORING

COYOTES														CANADIENS													
Player	GP	G	A	P	+/-	PIM	PP	SH	GW	GT	EN	S	S%	Player	GP	G	A	P	+/-	PIM	PP	SH	GW	GT	EN	S	S%
Kyle Chipchura	2	0	3	3	3	0	0	0	0	0	0	0	0.0	Andrei Markov	2	2	1	3	0	0	1	0	0	0	0	3	66.7
Radim Vrbata	2	2	0	2	1	0	0	0	0	0	0	5	40.0	Max Pacioretty	2	2	1	3	1	2	1	0	1	0	1	11	18.2
Oliver Ekman-Larsson	2	1	1	2	0	6	0	0	1	0	0	8	12.5	P.K. Subban	2	0	3	3	-1	0	0	0	0	0	0	3	0.0
Shane Doan	1	1	1	2	1	0	1	0	0	0	0	3	33.3	David Desharnais	2	0	2	2	0	0	0	0	0	0	0	4	0.0
Mike Ribeiro	2	0	2	2	0	2	0	0	0	0	0	5	0.0	Alex Galchenyuk	2	1	0	1	-2	0	1	0	0	0	0	6	16.7
Mikkel Boedker	2	1	0	1	1	0	0	0	0	0	0	5	20.0	Brendan Gallagher	2	0	1	1	0	2	0	0	0	0	0	2	0.0
Lauri Korpikoski	1	1	0	1	0	0	1	0	0	0	0	2	50.0	Brian Gionta	2	0	1	1	-1	0	0	0	0	0	0	2	0.0
David Schlemko	2	0	1	1	1	0	0	0	0	0	0	2	0.0	Rene Bourque	2	0	0	0	-1	0	0	0	0	0	0	2	0.0
Michael Stone	2	0	1	1	2	0	0	0	0	0	0	2	0.0	Daniel Briere	2	0	0	0	-1	2	0	0	0	0	0	0	0.0
Keith Yandle	2	0	1	1	0	0	0	0	0	0	0	3	0.0	Lars Eller	2	0	0	0	0	2	0	0	0	0	0	5	0.0
Connor Murphy	1	0	1	1	1	0	0	0	0	0	0	1	0.0	Alexei Emelin	2	0	0	0	-1	0	0	0	0	0	0	1	0.0
Jeff Halpern	2	0	0	0	-1	2	0	0	0	0	0	1	0.0	Travis Moen	2	0	0	0	0	0	0	0	0	0	0	2	0.0
Rob Klinkhammer	2	0	0	0	-1	0	0	0	0	0	0	3	0.0	Douglas Murray	2	0	0	0	-1	0	0	0	0	0	0	0	0.0
Zbynek Michalek	2	0	0	0	1	0	0	0	0	0	0	1	0.0	Tomas Plekanec	2	0	0	0	-1	0	0	0	0	0	0	5	0.0
David Moss	2	0	0	0	-2	2	0	0	0	0	0	5	0.0	Michael Bournival	1	0	0	0	0	0	0	0	0	0	0	2	0.0
Antoine Vermette	2	0	0	0	0	0	0	0	0	0	0	1	0.0	Raphael Diaz	1	0	0	0	0	0	0	0	0	0	0	1	0.0
Paul Bissonnette	1	0	0	0	0	0	0	0	0	0	0	0	0.0	Josh Gorges	1	0	0	0	1	0	0	0	0	0	0	0	0.0
Martin Erat	1	0	0	0	2	2	0	0	0	0	0	1	0.0	Brandon Prust	1	0	0	0	0	4	0	0	0	0	0	0	0.0
Martin Hanzal	1	0	0	0	0	2	0	0	0	0	0	0	0.0	Jarred Tinordi	1	0	0	0	-1	0	0	0	0	0	0	2	0.0
Tim Kennedy	1	0	0	0	0	0	0	0	0	0	0	1	0.0	Thomas Vanek	1	0	0	0	-1	0	0	0	0	0	0	1	0.0
Brandon McMillan	1	0	0	0	1	0	0	0	0	0	0	0	0.0	Mike Weaver	1	0	0	0	-1	2	0	0	0	0	0	1	0.0
Derek Morris	1	0	0	0	-1	0	0	0	0	0	0	1	0.0	Ryan White	1	0	0	0	0	0	0	0	0	0	0	1	0.0
Jordan Szwarz	1	0	0	0	0	0	0	0	0	0	0	0	0.0														

POWER PLAY: 2-7 28.6% / PENALTY KILLING: 6-9 66.7%

POWER PLAY: 3-9 33.3% / PENALTY KILLING: 5-7 71.4%

GOALTENDING

COYOTES										CANADIENS									
Goalie	GP	Min	W-L-OT	SO	GA	SA	SV	GAA	SV%	Goalie	GP	Min	W-L-OT	SO	GA	SA	SV	GAA	SV%
MIKE SMITH	2	119	1-1-0	0	4	53	49	2.02	.925	CAREY PRICE	1	60	1-0-0	0	1	27	26	1.00	.963
										PETER BUDAJ	1	60	0-1-0	0	5	23	18	5.00	.783

GOALS BY PERIOD

COYOTES						CANADIENS					
1	2	3	OT	TOT		1	2	3	OT	TOT	
4	0	2	0	6		1	1	3	0	5	

SHOTS BY PERIOD

COYOTES						CANADIENS					
1	2	3	OT	TOT		1	2	3	OT	TOT	
30	8	12	0	50		10	23	21	0	54	

SEE RECORDS SECTION FOR "ALL TIME VS THE CANADIENS" BREAKDOWN



NASHVILLE PREDATORS

2013-14 SEASON SERIES - Won: 1 Lost: 2 OT: 0

AT PHOENIX	COYOTES	PREDATORS	ATTEND	GOALTENDERS	W. GOAL
Oct 31, 2013 **	Coyotes 5	Predators 4	7,401	Thomas Greiss vs Carter Hutton	Mikkel Boedker

AT NASHVILLE	COYOTES	PREDATORS	ATTEND	GOALTENDERS	W. GOAL
Nov 25, 2013	Coyotes 2	Predators 4	15,728	Mike Smith vs Marek Mazanec	Gabriel Bourque
Apr 10, 2014	Coyotes 0	Predators 2	17,174	Thomas Greiss vs Pekka Rinne	Craig Smith

LAST TIME VS THE PREDATORS...

Last Home Win: October 31, 2013 (5-4 SO)
 Last Home Loss: March 12, 2012 (5-4 SO)
 Last Home Tie: None
 Last Road Win: March 28, 2013 (7-4)
 Last Road Loss: April 10, 2014 (2-0)
 Last Road Tie: December 22, 2003 (3-3)

INDIVIDUAL SCORING

COYOTES														PREDATORS													
Player	GP	G	A	P	+/-	PIM	PP	SH	GW	GT	EN	S	S%	Player	GP	G	A	P	+/-	PIM	PP	SH	GW	GT	EN	S	S%
Shane Doan	3	1	1	2	-3	0	1	0	0	0	0	6	16.7	David Legwand	2	1	3	4	1	2	1	0	0	0	0	5	20.0
Antoine Vermette	3	1	1	2	1	0	0	0	0	0	0	6	16.7	Mike Fisher	3	1	1	2	3	0	0	0	0	0	0	7	14.3
Kyle Chipchura	3	0	2	2	1	5	0	0	0	0	0	1	0.0	Eric Nystrom	3	1	1	2	2	0	0	0	0	0	0	6	16.7
Keith Yandle	3	0	2	2	-2	0	0	0	0	0	0	6	0.0	Craig Smith	3	1	1	2	-2	0	1	0	1	0	0	8	12.5
Mikkel Boedker	3	1	0	1	1	2	0	0	0	0	0	9	11.1	Nick Spaling	3	1	1	2	3	2	0	0	0	0	0	3	33.3
Derek Morris	3	1	0	1	0	0	0	0	0	0	0	3	33.3	Shea Weber	3	1	1	2	4	0	0	0	0	0	1	7	14.3
Jordan Szwarz	2	1	0	1	-1	0	0	0	0	0	0	3	33.3	Patric Hornqvist	2	1	1	2	2	0	0	0	0	0	0	5	20.0
Tim Kennedy	1	1	0	1	1	0	0	0	0	0	0	3	33.3	Matt Cullen	3	0	2	2	-1	2	0	0	0	0	0	6	0.0
Oliver Ekman-Larsson	3	0	1	1	-1	0	0	0	0	0	0	6	0.0	Seth Jones	3	0	2	2	-1	0	0	0	0	0	0	6	0.0
David Moss	3	0	1	1	0	0	0	0	0	0	0	0	0.0	Gabriel Bourque	3	1	0	1	-3	0	0	0	1	0	0	10	10.0
Mike Ribeiro	3	0	1	1	-5	2	0	0	0	0	0	4	0.0	Paul Gaustad	3	1	0	1	2	0	0	0	0	0	0	5	20.0
Radim Vrbata	3	0	1	1	-3	0	0	0	0	0	0	11	0.0	Matt Hendricks	2	1	0	1	2	5	0	0	0	0	0	1	100.0
Zbynek Michalek	2	0	1	1	2	0	0	0	0	0	0	4	0.0	Ryan Ellis	3	0	1	1	1	0	0	0	0	0	0	3	0.0
Martin Hanzal	1	0	1	1	0	0	0	0	0	0	0	6	0.0	Viktor Stalberg	3	0	1	1	-1	0	0	0	0	0	0	2	0.0
Rob Klinkhammer	3	0	0	0	1	2	0	0	0	0	0	2	0.0	Colin Wilson	3	0	1	1	1	0	0	0	0	0	0	4	0.0
Michael Stone	3	0	0	0	-4	0	0	0	0	0	0	3	0.0	Mattias Ekholm	2	0	1	1	0	2	0	0	0	0	0	2	0.0
Jeff Halpern	2	0	0	0	-1	2	0	0	0	0	0	2	0.0	Roman Josi	3	0	0	0	2	0	0	0	0	0	0	5	0.0
Lauri Korpikoski	2	0	0	0	-2	0	0	0	0	0	0	2	0.0	Victor Bartley	2	0	0	0	1	0	0	0	0	0	0	1	0.0
Paul Bissonnette	1	0	0	0	0	0	0	0	0	0	0	0	0.0	Rich Clune	2	0	0	0	0	2	0	0	0	0	0	1	0.0
Martin Erat	1	0	0	0	0	0	0	0	0	0	0	0	0.0	Kevin Klein	2	0	0	0	-1	0	0	0	0	0	0	1	0.0
Rostislav Klesla	1	0	0	0	0	0	0	0	0	0	0	0	0.0	Calle Jarnkrok	1	0	0	0	0	0	0	0	0	0	0	4	0.0
Brandon McMillan	1	0	0	0	0	0	0	0	0	0	0	1	0.0														
Andy Miele	1	0	0	0	0	0	0	0	0	0	0	2	0.0														
David Rundblad	1	0	0	0	-1	0	0	0	0	0	0	1	0.0														
David Schlemko	1	0	0	0	0	0	0	0	0	0	0	3	0.0														
Chris Summers	1	0	0	0	0	0	0	0	0	0	0	1	0.0														

POWER PLAY: 1-5 20.0% / PENALTY KILLING: 2-4 50.0%

POWER PLAY: 2-4 50.0% / PENALTY KILLING: 4-5 80.0%

GOALTENDING

COYOTES										
Goalie	GP	Min	W-L-OT	SO	GA	SA	SV	GAA	SV%	
THOMAS GREISS	2	123	1-1-0	0	6	63	57	2.92	.905	
MIKE SMITH	1	59	0-1-0	0	3	28	25	3.03	.893	

GOALS BY PERIOD

COYOTES					PREDATORS				
1	2	3	OT	TOT	1	2	3	OT	TOT
0	4	2	0	6	6	1	3	0	10

SHOTS BY PERIOD

COYOTES					PREDATORS				
1	2	3	OT	TOT	1	2	3	OT	TOT
21	23	37	4	85	29	30	31	2	92

SEE RECORDS SECTION FOR "ALL TIME VS THE PREDATORS" BREAKDOWN



NEW JERSEY DEVILS

2013-14 SEASON SERIES - Won: 2 Lost: 0 OT: 0

AT PHOENIX	COYOTES	DEVILS	ATTEND	GOALTENDERS	W. GOAL
Jan 18, 2014	Coyotes 3	Devils 2	14,005	Mike Smith vs Martin Brodeur	Martin Hanzal

AT NEW JERSEY	COYOTES	DEVILS	ATTEND	GOALTENDERS	W. GOAL
Mar 27, 2014 **	Coyotes 3	Devils 2	15,583	Thomas Greiss vs Martin Brodeur	Mikkel Boedker

* - Overtime ** - Shootout

LAST TIME VS THE DEVILS...

Last Home Win: January 18, 2014 (3-2)
 Last Home Loss: February 12, 2003 (3-0)
 Last Home Tie: December 3, 1990 (4-4)
 Last Road Win: March 27, 2014 (3-2 SO)
 Last Road Loss: December 15, 2010 (3-0)
 Last Road Tie: January 2, 1993 (2-2)

INDIVIDUAL SCORING

COYOTES														DEVILS													
Player	GP	G	A	P	+/-	PIM	PP	SH	GW	GT	EN	S	S%	Player	GP	G	A	P	+/-	PIM	PP	SH	GW	GT	EN	S	S%
Kyle Chipchura	2	1	2	3	3	0	0	0	0	0	0	1	100.0	Ryane Clowe	2	2	1	3	1	2	1	0	0	0	0	7	28.6
Martin Hanzal	2	1	1	2	-1	0	1	0	1	0	0	5	20.0	Adam Henrique	2	1	0	1	1	0	0	0	0	0	0	2	50.0
Chris Summers	1	1	1	2	2	2	0	0	0	0	0	1	100.0	Jaromir Jagr	2	1	0	1	1	4	0	0	0	0	0	8	12.5
Radim Vrbata	2	0	2	2	0	0	0	0	0	0	0	3	0.0	Patrik Elias	2	0	1	1	-1	0	0	0	0	0	0	7	0.0
Keith Yandle	2	0	2	2	-1	0	0	0	0	0	0	6	0.0	Eric Gelinas	2	0	1	1	-1	2	0	0	0	0	0	3	0.0
Jeff Halpern	2	1	0	1	1	0	0	0	0	0	0	1	100.0	Andy Greene	2	0	1	1	1	0	0	0	0	0	0	9	0.0
Jordan Szwarz	1	1	0	1	1	0	0	0	0	0	0	2	50.0	Jon Merrill	2	0	1	1	-1	0	0	0	0	0	0	2	0.0
Lauri Korpikoski	2	0	1	1	-1	2	0	0	0	0	0	2	0.0	Michael Ryder	2	0	1	1	2	0	0	0	0	0	0	4	0.0
David Moss	2	0	1	1	1	0	0	0	0	0	0	2	0.0	Jacob Josefson	1	0	1	1	1	0	0	0	0	0	0	0	0.0
Mikkel Boedker	2	0	0	0	-1	2	0	0	0	0	0	2	0.0	Ryan Carter	2	0	0	0	-2	0	0	0	0	0	0	2	0.0
Shane Doan	2	0	0	0	0	0	0	0	0	0	0	6	0.0	Mark Fayne	2	0	0	0	0	0	0	0	0	0	0	3	0.0
Oliver Ekman-Larsson	2	0	0	0	0	2	0	0	0	0	0	7	0.0	Stephen Gionta	2	0	0	0	-1	0	0	0	0	0	0	1	0.0
Zbynek Michalek	2	0	0	0	-1	2	0	0	0	0	0	5	0.0	Travis Zajac	2	0	0	0	0	0	0	0	0	0	0	4	0.0
Michael Stone	2	0	0	0	-1	0	0	0	0	0	0	3	0.0	Marek Zidlicky	2	0	0	0	0	2	0	0	0	0	0	4	0.0
Antoine Vermette	2	0	0	0	-1	2	0	0	0	0	0	2	0.0	Dainius Zubrus	2	0	0	0	-1	0	0	0	0	0	0	4	0.0
Martin Erat	1	0	0	0	-1	0	0	0	0	0	0	0	0.0	Steve Bernier	1	0	0	0	-1	0	0	0	0	0	0	0	0.0
Tim Kennedy	1	0	0	0	0	0	0	0	0	0	0	1	0.0	Reid Boucher	1	0	0	0	0	0	0	0	0	0	0	0	0.0
Rob Klinkhammer	1	0	0	0	1	0	0	0	0	0	0	0	0.0	Damien Brunner	1	0	0	0	0	0	0	0	0	0	0	3	0.0
Brandon McMillan	1	0	0	0	0	0	0	0	0	0	0	1	0.0	Peter Harrold	1	0	0	0	0	0	0	0	0	0	0	0	0.0
Derek Morris	1	0	0	0	1	0	0	0	0	0	0	0	0.0	Tuomo Ruutu	1	0	0	0	-1	0	0	0	0	0	0	0	0.0
Connor Murphy	1	0	0	0	2	0	0	0	0	0	0	2	0.0	Bryce Salvador	1	0	0	0	0	0	0	0	0	0	0	0	0.0
Mike Ribeiro	1	0	0	0	1	0	0	0	0	0	0	1	0.0	Anton Volchenkov	1	0	0	0	-1	0	0	0	0	0	0	0	0.0
David Schlemko	1	0	0	0	0	0	0	0	0	0	0	1	0.0														

POWER PLAY: 1-6 16.7% / PENALTY KILLING: 5-6 83.3%

POWER PLAY: 1-6 16.7% / PENALTY KILLING: 5-6 83.3%

GOALTENDING

COYOTES										DEVILS									
Goalie	GP	Min	W-L-OT	SO	GA	SA	SV	GAA	SV%	Goalie	GP	Min	W-L-OT	SO	GA	SA	SV	GAA	SV%
MIKE SMITH	1	60	1-0-0	0	2	35	33	2.00	.943	MARTIN BRODEUR	2	123	0-1-1	0	5	54	49	2.45	.907
THOMAS GREISS	1	65	1-0-0	0	2	28	26	1.85	.929										

GOALS BY PERIOD

COYOTES					DEVILS				
1	2	3	OT	TOT	1	2	3	OT	TOT
3	2	0	0	5	1	1	2	0	4

SHOTS BY PERIOD

COYOTES					DEVILS				
1	2	3	OT	TOT	1	2	3	OT	TOT
18	21	13	2	54	14	27	19	3	63

SEE RECORDS SECTION FOR "ALL TIME VS THE DEVILS" BREAKDOWN



NEW YORK ISLANDERS

2013-14 SEASON SERIES - Won: 1 Lost: 1 OT: 0

AT PHOENIX	COYOTES	ISLANDERS	ATTEND	GOALTENDERS	W. GOAL
Dec 12, 2013	Coyotes 6	Islanders 3	10,996	Mike Smith vs Kevin Poulin	Mike Ribeiro

AT NEW YORK	COYOTES	ISLANDERS	ATTEND	GOALTENDERS	W. GOAL
Oct 08, 2013	Coyotes 1	Islanders 6	10,288	Mike Smith, Thomas Greiss vs Evgeni Nabokov	John Tavares

* - Overtime ** - Shootout

LAST TIME VS THE ISLANDERS...

Last Home Win: December 12, 2013 (6-3)
 Last Home Loss: January 9, 2010 (5-4 SO)
 Last Home Tie: March 25, 2001 (2-2)
 Last Road Win: December 18, 2010 (4-3 SO)
 Last Road Loss: October 8, 2013 (6-1)
 Last Road Tie: January 10, 2000 (2-2)

INDIVIDUAL SCORING

COYOTES														ISLANDERS													
Player	GP	G	A	P	+/-	PIM	PP	SH	GW	GT	EN	S	S%	Player	GP	G	A	P	+/-	PIM	PP	SH	GW	GT	EN	S	S%
Mikkel Boedker	2	2	1	3	-1	2	0	0	0	0	0	7	28.6	Frans Nielsen	2	0	4	4	0	2	0	0	0	0	0	2	0.0
Rob Klinkhammer	2	2	1	3	2	0	0	0	0	0	0	4	50.0	John Tavares	2	3	0	3	2	2	1	0	1	0	0	8	37.5
Mike Ribeiro	2	1	2	3	2	4	0	0	1	0	0	4	25.0	Josh Bailey	2	1	2	3	-1	0	0	0	0	0	0	2	50.0
Keith Yandle	2	1	1	2	4	2	1	0	0	0	0	8	12.5	Michael Grabner	2	0	3	3	2	2	0	0	0	0	0	4	0.0
Radim Vrbata	2	0	2	2	-1	0	0	0	0	0	0	10	0.0	Kyle Okposo	2	1	1	2	-1	10	0	0	0	0	0	7	14.3
Martin Hanzal	2	1	0	1	-3	4	0	0	0	0	0	8	12.5	Peter Regin	1	1	1	2	1	0	0	0	0	0	0	2	50.0
Oliver Ekman-Larsson	2	0	1	1	-3	2	0	0	0	0	0	5	0.0	Brian Strait	2	0	2	2	1	2	0	0	0	0	0	0	0.0
Antoine Vermette	2	0	1	1	1	2	0	0	0	0	0	1	0.0	Colin McDonald	2	1	0	1	-1	4	0	0	0	0	0	5	20.0
Connor Murphy	1	0	1	1	2	0	0	0	0	0	0	0	0.0	Eric Boulton	1	1	0	1	1	0	0	0	0	0	0	1	100.0
Kyle Chipchura	2	0	0	0	0	0	0	0	0	0	0	2	0.0	Matt Donovan	1	1	0	1	1	2	1	0	0	0	0	1	100.0
Zbynek Michalek	2	0	0	0	0	0	0	0	0	0	0	2	0.0	Andrew MacDonald	2	0	1	1	-1	0	0	0	0	0	0	7	0.0
David Moss	2	0	0	0	1	0	0	0	0	0	0	5	0.0	Brock Nelson	2	0	1	1	-1	0	0	0	0	0	0	2	0.0
David Schlemko	2	0	0	0	-2	2	0	0	0	0	0	2	0.0	Aaron Ness	1	0	1	1	-3	0	0	0	0	0	0	0	0.0
Michael Stone	2	0	0	0	-2	4	0	0	0	0	0	3	0.0	Thomas Vanek	1	0	1	1	0	2	0	0	0	0	0	1	0.0
Paul Bissonnette	1	0	0	0	-1	0	0	0	0	0	0	0	0.0	Casey Cizikas	2	0	0	0	0	0	0	0	0	0	0	0	0.0
Chris Brown	1	0	0	0	0	0	0	0	0	0	0	1	0.0	Travis Hamonic	2	0	0	0	1	0	0	0	0	0	0	0	0.0
Shane Doan	1	0	0	0	-1	4	0	0	0	0	0	1	0.0	Thomas Hickey	2	0	0	0	1	2	0	0	0	0	0	1	0.0
Jeff Halpern	1	0	0	0	-1	0	0	0	0	0	0	1	0.0	Matt Martin	2	0	0	0	1	4	0	0	0	0	0	3	0.0
Tim Kennedy	1	0	0	0	0	0	0	0	0	0	0	1	0.0	Pierre-Marc Bouchard	1	0	0	0	1	0	0	0	0	0	0	0	0.0
Lauri Korpikoski	1	0	0	0	0	0	0	0	0	0	0	2	0.0	Cal Clutterbuck	1	0	0	0	0	0	0	0	0	0	0	1	0.0
Lucas Lessio	1	0	0	0	-1	0	0	0	0	0	0	2	0.0	Calvin de Haan	1	0	0	0	0	0	0	0	0	0	0	0	0.0
David Rundblad	1	0	0	0	-1	0	0	0	0	0	0	1	0.0	Matt Moulson	1	0	0	0	0	0	0	0	0	0	0	5	0.0
Jordan Szwarz	1	0	0	0	-1	0	0	0	0	0	0	1	0.0	Lubomir Visnovsky	1	0	0	0	2	0	0	0	0	0	0	0	0.0

POWER PLAY: 1-7 14.3% / PENALTY KILLING: 7-9 77.8%

POWER PLAY: 2-9 22.2% / PENALTY KILLING: 6-7 85.7%

GOALTENDING

COYOTES										ISLANDERS									
Goalie	GP	Min	W-L-OT	SO	GA	SA	SV	GAA	SV%	Goalie	GP	Min	W-L-OT	SO	GA	SA	SV	GAA	SV%
MIKE SMITH	2	100	1-1-0	0	8	44	36	4.80	.818	EVGENI NABOKOV	1	60	1-0-0	0	1	34	33	1.00	.971
THOMAS GREISS	1	20	0-0-0	0	1	8	7	3.00	.875	KEVIN POULIN	1	60	0-1-0	0	6	37	31	6.00	.838

GOALS BY PERIOD

COYOTES					ISLANDERS				
1	2	3	OT	TOT	1	2	3	OT	TOT
1	5	1	0	7	3	5	1	0	9

SHOTS BY PERIOD

COYOTES					ISLANDERS				
1	2	3	OT	TOT	1	2	3	OT	TOT
24	28	19	0	71	12	25	15	0	52

SEE RECORDS SECTION FOR "ALL TIME VS THE ISLANDERS" BREAKDOWN



NEW YORK RANGERS

2013-14 SEASON SERIES - Won: 1 Lost: 1 OT: 0

LAST TIME VS THE RANGERS...

Last Home Win: October 3, 2013 (4-1)
 Last Home Loss: December 17, 2011 (3-2)
 Last Home Tie: December 28, 1999 (2-2)
 Last Road Win: December 16, 2007 (5-1)
 Last Road Loss: March 24, 2014 (4-3 OT)
 Last Road Tie: November 20, 1989 (3-3)

AT PHOENIX	COYOTES	RANGERS	ATTEND	GOALTENDERS	W. GOAL
Oct 03, 2013	Coyotes 4	Rangers 1	17,125	Mike Smith vs Henrik Lundqvist	Radim Vrbata

AT NEW YORK	COYOTES	RANGERS	ATTEND	GOALTENDERS	W. GOAL
Mar 24, 2014 *	Coyotes 3	Rangers 4	18,006	Mike Smith, Thomas Greiss vs Henrik Lundqvist	Ryan McDonagh

* - Overtime ** - Shootout

INDIVIDUAL SCORING

COYOTES														RANGERS													
Player	GP	G	A	P	+/-	PIM	PP	SH	GW	GT	EN	S	S%	Player	GP	G	A	P	+/-	PIM	PP	SH	GW	GT	EN	S	S%
Radim Vrbata	2	3	0	3	2	0	1	0	1	0	0	7	42.9	Ryan McDonagh	2	1	2	3	2	2	0	0	1	0	0	4	25.0
Kyle Chipchura	2	2	1	3	1	0	0	0	0	0	0	3	66.7	Dan Girardi	2	1	1	2	2	2	0	0	0	0	0	3	33.3
Oliver Ekman-Larsson	2	1	1	2	3	0	1	0	0	0	0	8	12.5	Benoit Pouliot	2	0	2	2	2	4	0	0	0	0	0	5	0.0
Martin Hanzal	2	0	2	2	2	5	0	0	0	0	0	4	0.0	Carl Hagelin	1	0	2	2	3	2	0	0	0	0	0	4	0.0
Keith Yandle	2	0	2	2	-2	4	0	0	0	0	0	6	0.0	Derick Brassard	2	1	0	1	0	0	0	0	0	0	0	4	25.0
Jeff Halpern	1	1	0	1	-1	0	0	0	0	0	0	1	100.0	Brad Richards	2	1	0	1	2	0	0	0	0	0	0	7	14.3
Rob Klinkhammer	2	0	1	1	1	0	0	0	0	0	0	0	0.0	Marc Staal	2	1	0	1	-2	2	1	0	0	0	0	2	50.0
Zbynek Michalek	2	0	1	1	2	0	0	0	0	0	0	2	0.0	Rick Nash	2	0	1	1	-3	7	0	0	0	0	0	8	0.0
Derek Morris	2	0	1	1	-2	0	0	0	0	0	0	3	0.0	Derek Stepan	2	0	1	1	-3	0	0	0	0	0	0	5	0.0
Antoine Vermette	2	0	1	1	2	0	0	0	0	0	0	3	0.0	Mats Zuccarello	2	0	1	1	0	0	0	0	0	0	0	2	0.0
Michael Stone	1	0	1	1	1	0	0	0	0	0	0	0	0.0	Brian Boyle	2	0	0	0	0	0	0	0	0	0	0	3	0.0
Mikkel Boedker	2	0	0	0	1	0	0	0	0	0	0	1	0.0	Derek Dorsett	2	0	0	0	-1	5	0	0	0	0	0	2	0.0
Shane Doan	2	0	0	0	-2	0	0	0	0	0	0	5	0.0	Dominic Moore	2	0	0	0	-1	0	0	0	0	0	0	3	0.0
David Moss	2	0	0	0	0	2	0	0	0	0	0	2	0.0	Anton Stralman	2	0	0	0	-1	0	0	0	0	0	0	4	0.0
Mike Ribeiro	2	0	0	0	-2	0	0	0	0	0	0	1	0.0	Michael Del Zotto	1	0	0	0	-2	0	0	0	0	0	0	1	0.0
Chris Brown	1	0	0	0	0	17	0	0	0	0	0	0	0.0	Raphael Diaz	1	0	0	0	1	0	0	0	0	0	0	0	0.0
Martin Erat	1	0	0	0	0	0	0	0	0	0	0	0	0.0	Jesper Fast	1	0	0	0	0	0	0	0	0	0	0	1	0.0
Lauri Korpikoski	1	0	0	0	0	0	0	0	0	0	0	1	0.0	Kevin Klein	1	0	0	0	-1	0	0	0	0	0	0	0	0.0
Lucas Lessio	1	0	0	0	0	2	0	0	0	0	0	1	0.0	Chris Kreider	1	0	0	0	-1	0	0	0	0	0	0	0	0.0
Brandon McMillan	1	0	0	0	-1	0	0	0	0	0	0	1	0.0	J.T. Miller	1	0	0	0	0	2	0	0	0	0	0	1	0.0
David Rundblad	1	0	0	0	0	2	0	0	0	0	0	0	0.0	John Moore	1	0	0	0	-2	2	0	0	0	0	0	0	0.0
David Schlemko	1	0	0	0	0	2	0	0	0	0	0	3	0.0	Taylor Pyatt	1	0	0	0	0	0	0	0	0	0	0	0	0.0
Chris Summers	1	0	0	0	0	0	0	0	0	0	0	1	0.0	Martin St. Louis	1	0	0	0	0	0	0	0	0	0	0	1	0.0

POWER PLAY: 2-7 28.6% / PENALTY KILLING: 5-6 83.3%

POWER PLAY: 1-6 16.7% / PENALTY KILLING: 5-7 71.4%

GOALTENDING

COYOTES											RANGERS										
Goalie	GP	Min	W-L-OT	SO	GA	SA	SV	GAA	SV%		Goalie	GP	Min	W-L-OT	SO	GA	SA	SV	GAA	SV%	
MIKE SMITH	2	112	1-0-0	0	3	51	48	1.61	.941		HENRIK LUNDQVIST	2	122	1-1-0	0	7	53	46	3.44	.868	
THOMAS GREISS	1	9	0-0-1	0	2	9	7	12.63	.778												

GOALS BY PERIOD

COYOTES						RANGERS					
1	2	3	OT	TOT		1	2	3	OT	TOT	
3	2	2	0	7		0	3	1	1	5	

SHOTS BY PERIOD

COYOTES						RANGERS					
1	2	3	OT	TOT		1	2	3	OT	TOT	
19	22	12	0	53		18	20	19	3	60	

SEE RECORDS SECTION FOR "ALL TIME VS THE RANGERS" BREAKDOWN



OTTAWA SENATORS

2013-14 SEASON SERIES - Won: 1 Lost: 0 OT: 1

AT PHOENIX	COYOTES	SENATORS	ATTEND	GOALTENDERS	W. GOAL
Oct 15, 2013 *	Coyotes 3	Senators 4	10,594	Mike Smith vs Craig Anderson	Cory Conacher

AT OTTAWA	COYOTES	SENATORS	ATTEND	GOALTENDERS	W. GOAL
Dec 21, 2013 *	Coyotes 4	Senators 3	16,716	Mike Smith vs Craig Anderson	Antoine Vermette

* - Overtime ** - Shootout

LAST TIME VS THE SENATORS...

Last Home Win: January 24, 2012 (3-2)
 Last Home Loss: October 15, 2013 (4-3 OT)
 Last Home Tie: January 11, 1998 (4-4)
 Last Road Win: December 21, 2013 (4-3 OT)
 Last Road Loss: October 26, 2010 (5-2)
 Last Road Tie: February 1, 1993 (4-4)

INDIVIDUAL SCORING

COYOTES														SENATORS													
Player	GP	G	A	P	+/-	PIM	PP	SH	GW	GT	EN	S	S%	Player	GP	G	A	P	+/-	PIM	PP	SH	GW	GT	EN	S	S%
Antoine Vermette	2	3	2	5	1	0	1	0	1	0	0	8	37.5	Jason Spezza	2	3	0	3	1	0	1	0	0	0	0	7	42.9
Mikkel Boedker	2	0	3	3	0	2	0	0	0	0	0	2	0.0	Marc Methot	2	1	2	3	1	2	0	0	0	0	0	5	20.0
Radim Vrbata	2	2	0	2	1	0	1	0	0	0	0	8	25.0	Milan Michalek	2	0	3	3	0	2	0	0	0	0	0	3	0.0
Martin Hanzal	2	0	2	2	0	4	0	0	0	0	0	5	0.0	Colin Greening	2	0	2	2	2	4	0	0	0	0	0	3	0.0
Rob Klinkhammer	2	1	0	1	0	0	0	0	0	0	0	4	25.0	Cory Conacher	2	1	0	1	2	0	0	0	1	0	0	2	50.0
Mike Ribeiro	2	1	0	1	-1	4	1	0	0	0	0	9	11.1	Zack Smith	2	1	0	1	1	2	0	0	0	0	0	5	20.0
Oliver Ekman-Larsson	2	0	1	1	2	4	0	0	0	0	0	4	0.0	Kyle Turris	2	1	0	1	-1	4	1	0	0	0	0	7	14.3
Lauri Korpikoski	2	0	1	1	0	0	0	0	0	0	0	5	0.0	Eric Gryba	2	0	1	1	1	2	0	0	0	0	0	2	0.0
David Moss	2	0	1	1	-1	0	0	0	0	0	0	1	0.0	Erik Karlsson	2	0	1	1	-2	0	0	0	0	0	0	8	0.0
Derek Morris	1	0	1	1	1	2	0	0	0	0	0	5	0.0	Bobby Ryan	2	0	1	1	-2	0	0	0	0	0	0	9	0.0
Kyle Chipchura	2	0	0	0	-1	0	0	0	0	0	0	1	0.0	Patrick Wiercioch	1	0	1	1	2	0	0	0	0	0	0	1	0.0
Rostislav Klesla	2	0	0	0	-1	0	0	0	0	0	0	6	0.0	Erik Condra	2	0	0	0	0	2	0	0	0	0	0	4	0.0
Michael Stone	2	0	0	0	-1	2	0	0	0	0	0	1	0.0	Jared Cowen	2	0	0	0	-1	0	0	0	0	0	0	1	0.0
Keith Yandle	2	0	0	0	-3	2	0	0	0	0	0	10	0.0	Matt Kassian	2	0	0	0	0	0	0	0	0	0	0	1	0.0
Paul Bissonnette	1	0	0	0	0	0	0	0	0	0	0	0	0.0	Clarke MacArthur	2	0	0	0	-1	2	0	0	0	0	0	6	0.0
Gilbert Brule	1	0	0	0	-1	0	0	0	0	0	0	0	0.0	Chris Neil	2	0	0	0	0	4	0	0	0	0	0	2	0.0
Shane Doan	1	0	0	0	0	0	0	0	0	0	0	1	0.0	Jean-Gabriel Pageau	2	0	0	0	0	2	0	0	0	0	0	0	0.0
Jeff Halpern	1	0	0	0	0	0	0	0	0	0	0	0	0.0	Chris Phillips	2	0	0	0	1	2	0	0	0	0	0	4	0.0
Tim Kennedy	1	0	0	0	0	0	0	0	0	0	0	0	0.0	Cody Ceci	1	0	0	0	0	0	0	0	0	0	0	1	0.0
Zbynek Michalek	1	0	0	0	2	0	0	0	0	0	0	2	0.0														
Connor Murphy	1	0	0	0	0	2	0	0	0	0	0	1	0.0														
David Schlemko	1	0	0	0	-2	0	0	0	0	0	0	1	0.0														
Jordan Szwarz	1	0	0	0	0	0	0	0	0	0	0	1	0.0														

POWER PLAY: 3-10 30.0% / PENALTY KILLING: 8-10 80.0%

POWER PLAY: 2-10 20.0% / PENALTY KILLING: 7-10 70.0%

GOALTENDING

COYOTES											SENATORS										
Goalie	GP	Min	W-L-OT	SO	GA	SA	SV	GAA	SV%		Goalie	GP	Min	W-L-OT	SO	GA	SA	SV	GAA	SV%	
MIKE SMITH	2	125	1-0-1	0	7	72	65	3.36	.903		CRAIG ANDERSON	2	125	1-0-1	0	7	75	68	3.36	.907	

GOALS BY PERIOD

COYOTES						SENATORS					
1	2	3	OT	TOT		1	2	3	OT	TOT	
0	4	2	1	7		1	3	2	1	7	

SHOTS BY PERIOD

COYOTES						SENATORS					
1	2	3	OT	TOT		1	2	3	OT	TOT	
13	26	27	9	75		21	29	17	5	72	

SEE RECORDS SECTION FOR "ALL TIME VS THE SENATORS" BREAKDOWN



PHILADELPHIA FLYERS

2013-14 SEASON SERIES - Won: 1 Lost: 1 OT: 0

LAST TIME VS THE FLYERS...

Last Home Win: November 21, 2009 (3-1)
 Last Home Loss: January 4, 2014 (5-3)
 Last Home Tie: April 4, 1994 (2-2)
 Last Road Win: October 11, 2013 (2-1)
 Last Road Loss: November 17, 2011 (2-1)
 Last Road Tie: None

AT PHOENIX	COYOTES	FLYERS	ATTEND	GOALTENDERS	W. GOAL
Jan 04, 2014	Coyotes 3	Flyers 5	14,875	Mike Smith vs Steve Mason	Jakub Voracek

AT PHILADELPHIA	COYOTES	FLYERS	ATTEND	GOALTENDERS	W. GOAL
Oct 11, 2013	Coyotes 2	Flyers 1	19,713	Thomas Greiss vs Steve Mason	Oliver Ekman-Larsson

* - Overtime ** - Shootout

INDIVIDUAL SCORING

COYOTES														FLYERS													
Player	GP	G	A	P	+/-	PIM	PP	SH	GW	GT	EN	S	S%	Player	GP	G	A	P	+/-	PIM	PP	SH	GW	GT	EN	S	S%
Mikkel Boedker	2	1	1	2	1	0	0	0	0	0	0	4	25.0	Jakub Voracek	2	1	1	2	1	0	0	0	1	0	0	9	11.1
Martin Hanzal	2	0	2	2	-1	4	0	0	0	0	0	2	0.0	Claude Giroux	2	1	0	1	1	2	0	0	0	0	1	5	20.0
Connor Murphy	1	0	2	2	0	0	0	0	0	0	0	1	0.0	Scott Hartnell	2	1	0	1	1	0	0	0	0	0	0	5	20.0
Rob Klinkhammer	2	1	0	1	1	0	0	0	0	0	0	5	20.0	Brayden Schenn	2	1	0	1	1	0	0	0	0	0	0	3	33.3
Lauri Korpikoski	2	1	0	1	0	0	0	0	0	0	0	5	20.0	Wayne Simmonds	2	1	0	1	1	2	1	0	0	0	0	5	20.0
Derek Morris	2	1	0	1	0	0	0	0	0	0	0	3	33.3	Maxime Talbot	1	1	0	1	1	0	0	0	0	0	0	1	100.0
Oliver Ekman-Larsson	1	1	0	1	0	2	1	0	1	0	0	4	25.0	Braydon Coburn	2	0	1	1	2	0	0	0	0	0	0	3	0.0
Paul Bissonnette	2	0	1	1	1	10	0	0	0	0	0	1	0.0	Sean Couturier	2	0	1	1	1	0	0	0	0	0	0	7	0.0
Mike Ribeiro	2	0	1	1	-2	0	0	0	0	0	0	3	0.0	Vincent Lecavalier	2	0	1	1	0	0	0	0	0	0	0	4	0.0
Antoine Vermette	2	0	1	1	-1	2	0	0	0	0	0	5	0.0	Zac Rinaldo	2	0	1	1	0	15	0	0	0	0	0	2	0.0
Keith Yandle	2	0	1	1	0	0	0	0	0	0	0	2	0.0	Mark Streit	2	0	1	1	-1	0	0	0	0	0	0	3	0.0
Tim Kennedy	1	0	1	1	1	0	0	0	0	0	0	0	0.0	Kimmo Timonen	2	0	1	1	1	2	0	0	0	0	0	4	0.0
Kyle Chipchura	2	0	0	0	0	0	0	0	0	0	0	1	0.0	Nicklas Grossmann	2	0	0	0	0	0	0	0	0	0	0	1	0.0
Shane Doan	2	0	0	0	0	0	0	0	0	0	0	4	0.0	Adam Hall	2	0	0	0	-2	0	0	0	0	0	0	4	0.0
Rostislav Klesla	2	0	0	0	-1	4	0	0	0	0	0	0	0.0	Andrej Meszaros	2	0	0	0	1	14	0	0	0	0	0	2	0.0
David Moss	2	0	0	0	-2	0	0	0	0	0	0	4	0.0	Jay Rosehill	2	0	0	0	-2	5	0	0	0	0	0	0	0.0
Michael Stone	2	0	0	0	-1	2	0	0	0	0	0	4	0.0	Luke Schenn	2	0	0	0	-1	0	0	0	0	0	0	2	0.0
Radim Vrbata	2	0	0	0	-1	0	0	0	0	0	0	10	0.0	Steve Downie	1	0	0	0	0	2	0	0	0	0	0	1	0.0
Jeff Halpern	1	0	0	0	0	0	0	0	0	0	0	0	0.0	Matt Read	1	0	0	0	0	0	0	0	0	0	0	3	0.0
Zbynek Michalek	1	0	0	0	0	0	0	0	0	0	0	1	0.0	Chris VandeVelde	1	0	0	0	0	0	0	0	0	0	0	1	0.0
David Schlemko	1	0	0	0	-1	0	0	0	0	0	0	1	0.0														

POWER PLAY: 1-10 10.0% / PENALTY KILLING: 6-7 85.7%

POWER PLAY: 1-7 14.3% / PENALTY KILLING: 9-10 90.0%

GOALTENDING

COYOTES											FLYERS										
Goalie	GP	Min	W-L-OT	SO	GA	SA	SV	GAA	SV%		Goalie	GP	Min	W-L-OT	SO	GA	SA	SV	GAA	SV%	
THOMAS GREISS	1	60	1-0-0	0	1	37	36	1.00	.973		STEVE MASON	2	119	1-1-0	0	5	60	55	2.52	.917	
MIKE SMITH	1	59	0-1-0	0	4	27	23	4.07	.852												

GOALS BY PERIOD

COYOTES					FLYERS				
1	2	3	OT	TOT	1	2	3	OT	TOT
1	4	0	0	5	0	3	3	0	6

SHOTS BY PERIOD

COYOTES					FLYERS				
1	2	3	OT	TOT	1	2	3	OT	TOT
21	25	14	0	60	22	19	24	0	65

SEE RECORDS SECTION FOR "ALL TIME VS THE FLYERS" BREAKDOWN



PITTSBURGH PENGUINS

2013-14 SEASON SERIES - Won: 2 Lost: 0 OT: 0

AT PHOENIX	COYOTES	PENGUINS	ATTEND	GOALTENDERS	W. GOAL
Feb 01, 2014	Coyotes 3	Penguins 1	17,362	Mike Smith vs Marc-Andre Fleury	Zbynek Michalek

AT PITTSBURGH	COYOTES	PENGUINS	ATTEND	GOALTENDERS	W. GOAL
Mar 25, 2014	Coyotes 3	Penguins 2	18,632	Thomas Greiss vs Marc-Andre Fleury	Mikkel Boedker

* - Overtime ** - Shootout

LAST TIME VS THE PENGUINS...

Last Home Win: February 1, 2014 (3-1)
 Last Home Loss: November 6, 2010 (4-3 SO)
 Last Home Tie: December 12, 1997 (2-2)
 Last Road Win: March 25, 2014 (3-2)
 Last Road Loss: March 5, 2011 (2-1)
 Last Road Tie: None

INDIVIDUAL SCORING

COYOTES														PENGUINS													
Player	GP	G	A	P	+/-	PIM	PP	SH	GW	GT	EN	S	S%	Player	GP	G	A	P	+/-	PIM	PP	SH	GW	GT	EN	S	S%
Mikkel Boedker	2	1	1	2	1	2	0	0	1	0	0	3	33.3	Jussi Jokinen	2	1	1	2	0	2	1	0	0	0	0	8	12.5
Antoine Vermette	2	1	1	2	1	2	1	0	0	0	0	5	20.0	James Neal	2	0	2	2	0	4	0	0	0	0	0	7	0.0
Mike Ribeiro	1	1	1	2	2	0	0	0	0	0	0	4	25.0	Taylor Pyatt	2	1	0	1	-1	0	0	0	0	0	0	2	50.0
Shane Doan	2	0	2	2	0	0	0	0	0	0	0	3	0.0	Evgeni Malkin	1	1	0	1	1	4	0	0	0	0	0	2	50.0
Martin Hanzal	2	0	2	2	1	2	0	0	0	0	0	3	0.0	Sidney Crosby	2	0	1	1	-1	2	0	0	0	0	0	4	0.0
Zbynek Michalek	2	1	0	1	2	0	0	0	1	0	0	1	100.0	Rob Scuderi	2	0	1	1	0	0	0	0	0	0	0	1	0.0
David Moss	2	1	0	1	1	0	0	0	0	0	0	10	10.0	Simon Despres	1	0	1	1	1	0	0	0	0	0	0	0	0.0
Radim Vrbata	2	1	0	1	1	0	0	0	0	0	0	6	16.7	Craig Adams	2	0	0	0	-1	0	0	0	0	0	0	2	0.0
Oliver Ekman-Larsson	2	0	1	1	1	2	0	0	0	0	0	4	0.0	Robert Bortuzzo	2	0	0	0	-2	2	0	0	0	0	0	2	0.0
Brandon McMillan	1	0	1	1	1	0	0	0	0	0	0	2	0.0	Brian Gibbons	2	0	0	0	0	0	0	0	0	0	0	2	0.0
David Schlemko	1	0	1	1	1	0	0	0	0	0	0	1	0.0	Tanner Glass	2	0	0	0	-1	0	0	0	0	0	0	1	0.0
Michael Stone	1	0	1	1	1	0	0	0	0	0	0	2	0.0	Chris Kunitz	2	0	0	0	-1	0	0	0	0	0	0	1	0.0
Paul Bissonnette	2	0	0	0	0	0	0	0	0	0	0	0	0.0	Olli Maatta	2	0	0	0	-1	2	0	0	0	0	0	1	0.0
Kyle Chipchura	2	0	0	0	0	0	0	0	0	0	0	0	0.0	Jayson Megna	2	0	0	0	-1	0	0	0	0	0	0	0	0.0
Jeff Halpern	2	0	0	0	0	0	0	0	0	0	0	1	0.0	Matt Niskanen	2	0	0	0	-3	6	0	0	0	0	0	3	0.0
Rob Klinkhammer	2	0	0	0	1	0	0	0	0	0	0	1	0.0	Brooks Orpik	2	0	0	0	0	0	0	0	0	0	0	1	0.0
Keith Yandle	2	0	0	0	0	0	0	0	0	0	0	6	0.0	Brandon Sutter	2	0	0	0	-2	0	0	0	0	0	0	6	0.0
Martin Erat	1	0	0	0	0	0	0	0	0	0	0	0	0.0	Andrew Ebbett	1	0	0	0	-1	0	0	0	0	0	0	0	0.0
Brandon Gormley	1	0	0	0	1	0	0	0	0	0	0	0	0.0	Marcel Goc	1	0	0	0	0	0	0	0	0	0	0	2	0.0
Lauri Korpikoski	1	0	0	0	0	0	0	0	0	0	0	1	0.0	Paul Martin	1	0	0	0	-2	0	0	0	0	0	0	1	0.0
Derek Morris	1	0	0	0	1	0	0	0	0	0	0	3	0.0	Lee Stempniak	1	0	0	0	0	0	0	0	0	0	0	3	0.0
Connor Murphy	1	0	0	0	0	0	0	0	0	0	0	2	0.0														
Chris Summers	1	0	0	0	-1	2	0	0	0	0	0	1	0.0														

POWER PLAY: 1-9 11.1% / PENALTY KILLING: 2-3 66.7%

POWER PLAY: 1-3 33.3% / PENALTY KILLING: 8-9 88.9%

GOALTENDING

COYOTES										
Goalie	GP	Min	W-L-OT	SO	GA	SA	SV	GAA	SV%	
MIKE SMITH	1	60	1-0-0	0	1	24	23	1.00	.958	
THOMAS GREISS	1	60	1-0-0	0	2	25	23	2.00	.920	

GOALS BY PERIOD

COYOTES					PENGUINS				
1	2	3	OT	TOT	1	2	3	OT	TOT
3	2	1	0	6	2	1	0	0	3

SHOTS BY PERIOD

COYOTES					PENGUINS				
1	2	3	OT	TOT	1	2	3	OT	TOT
23	18	18	0	59	16	20	13	0	49

SEE RECORDS SECTION FOR "ALL TIME VS THE PENGUINS" BREAKDOWN



SAN JOSE SHARKS

2013-14 SEASON SERIES - Won: 1 Lost: 2 OT: 1

LAST TIME VS THE SHARKS...

Last Home Win: April 24, 2013 (2-1)
 Last Home Loss: April 12, 2014 (3-2)
 Last Home Tie: October 19, 1995 (3-3)
 Last Road Win: November 2, 2013 (3-2 S0)
 Last Road Loss: October 5, 2013 (4-1)
 Last Road Tie: October 25, 2003 (4-4)

AT PHOENIX	COYOTES	SHARKS	ATTEND	GOALTENDERS	W. GOAL
Dec 27, 2013 **	Coyotes 3	Sharks 4	17,125	Mike Smith vs Antti Niemi	Patrick Marleau
Apr 12, 2014	Coyotes 2	Sharks 3	15,438	Mark Visentin vs Antti Niemi	Logan Couture

AT SAN JOSE	COYOTES	SHARKS	ATTEND	GOALTENDERS	W. GOAL
Oct 05, 2013	Coyotes 1	Sharks 4	17,562	Mike Smith vs Antti Niemi	Tomas Hertl
Nov 02, 2013 **	Coyotes 3	Sharks 2	17,562	Mike Smith vs Antti Niemii	Antoine Vermette

* - Overtime ** - Shootout

INDIVIDUAL SCORING

COYOTES														SHARKS													
Player	GP	G	A	P	+/-	PIM	PP	SH	GW	GT	EN	S	S%	Player	GP	G	A	P	+/-	PIM	PP	SH	GW	GT	EN	S	S%
Mike Ribeiro	4	1	2	3	2	0	0	0	0	0	0	8	12.5	Joe Pavelski	4	4	4	8	5	0	1	0	0	0	0	14	28.6
David Moss	4	2	0	2	2	0	0	0	0	0	0	8	25.0	Brent Burns	3	1	3	4	4	2	0	0	0	0	0	12	8.3
Mikkel Boedker	4	1	1	2	2	0	0	0	0	0	0	9	11.1	Joe Thornton	4	0	4	4	3	0	0	0	0	0	0	8	0.0
Radim Vrbata	4	1	1	2	-3	4	1	0	0	0	0	12	8.3	Dan Boyle	4	1	2	3	-3	0	1	0	0	0	0	10	10.0
Oliver Ekman-Larsson	4	1	0	1	-1	2	0	0	0	0	0	15	6.7	Logan Couture	4	2	0	2	0	0	0	0	1	0	1	20	10.0
Antoine Vermette	4	1	0	1	0	0	0	0	0	0	0	7	14.3	Patrick Marleau	4	2	0	2	-1	0	2	0	0	0	0	18	11.1
Shane Doan	3	1	0	1	-2	0	0	0	0	0	0	9	11.1	Tomas Hertl	3	2	0	2	0	0	1	0	1	0	0	10	20.0
Kyle Chipchura	4	0	1	1	0	9	0	0	0	0	0	1	0.0	Marc-Edouard Vlasic	4	0	2	2	2	2	0	0	0	0	0	5	0.0
Keith Yandle	4	0	1	1	-1	2	0	0	0	0	0	15	0.0	Tommy Wingels	4	0	2	2	1	4	0	0	0	0	0	7	0.0
Rob Klinkhammer	3	0	1	1	1	0	0	0	0	0	0	3	0.0	Matt Irwin	3	0	2	2	-1	0	0	0	0	0	0	5	0.0
Derek Morris	3	0	1	1	-1	4	0	0	0	0	0	2	0.0	Jason Demers	4	0	1	1	2	0	0	0	0	0	0	9	0.0
Zbynek Michalek	2	0	1	1	1	4	0	0	0	0	0	3	0.0	Matt Nieto	3	0	1	1	-1	0	0	0	0	0	0	5	0.0
David Schlemko	2	0	1	1	2	0	0	0	0	0	0	2	0.0	Justin Braun	4	0	0	0	1	0	0	0	0	0	0	6	0.0
Martin Erat	1	0	1	1	1	0	0	0	0	0	0	0	0.0	Andrew Desjardins	4	0	0	0	-2	7	0	0	0	0	0	7	0.0
Brandon McMillan	1	0	1	1	0	0	0	0	0	0	0	1	0.0	Tyler Kennedy	4	0	0	0	-3	4	0	0	0	0	0	7	0.0
Lauri Korpikoski	4	0	0	0	-2	0	0	0	0	0	0	5	0.0	James Sheppard	4	0	0	0	-1	0	0	0	0	0	0	5	0.0
Martin Hanzal	3	0	0	0	-3	2	0	0	0	0	0	3	0.0	John McCarthy	3	0	0	0	-3	0	0	0	0	0	0	6	0.0
Michael Stone	3	0	0	0	3	0	0	0	0	0	0	3	0.0	Brad Stuart	3	0	0	0	-2	2	0	0	0	0	0	3	0.0
Jeff Halpern	2	0	0	0	0	0	0	0	0	0	0	1	0.0	Scott Hannan	2	0	0	0	1	0	0	0	0	0	0	2	0.0
Connor Murphy	2	0	0	0	-2	0	0	0	0	0	0	6	0.0	Marty Havlat	2	0	0	0	-1	0	0	0	0	0	0	3	0.0
David Rundblad	2	0	0	0	-1	0	0	0	0	0	0	1	0.0	Mike Brown	1	0	0	0	0	0	0	0	0	0	0	1	0.0
Jordan Szwarz	2	0	0	0	0	0	0	0	0	0	0	0	0.0	Bracken Kearns	1	0	0	0	-1	0	0	0	0	0	0	2	0.0
Paul Bissonnette	1	0	0	0	0	4	0	0	0	0	0	1	0.0														
Chris Brown	1	0	0	0	0	0	0	0	0	0	0	1	0.0														
Brandon Gormley	1	0	0	0	0	0	0	0	0	0	0	0	0.0														
Tim Kennedy	1	0	0	0	2	2	0	0	0	0	0	3	0.0														
Lucas Lessio	1	0	0	0	-1	0	0	0	0	0	0	1	0.0														
Andy Miele	1	0	0	0	0	0	0	0	0	0	0	2	0.0														
Chris Summers	1	0	0	0	0	0	0	0	0	0	0	0	0.0														
														POWER PLAY: 5-16 31.2% / PENALTY KILLING: 7-8 87.5%													

POWER PLAY: 1-8 12.5% / PENALTY KILLING: 11-16 68.8%

GOALTENDING

COYOTES										SHARKS									
Goalie	GP	Min	W-L-OT	SO	GA	SA	SV	GAA	SV%	Goalie	GP	Min	W-L-OT	SO	GA	SA	SV	GAA	SV%
MIKE SMITH	3	188	1-1-1	0	8	132	124	2.55	.939	ANTTI NIEMI	4	250	3-0-1	0	8	122	114	1.92	.934
MARK VISENTIN	1	59	0-1-0	0	3	32	29	3.06	.906										

GOALS BY PERIOD

COYOTES					SHARKS				
1	2	3	OT	TOT	1	2	3	OT	TOT
2	4	2	0	8	5	4	3	0	12

SHOTS BY PERIOD

COYOTES					SHARKS				
1	2	3	OT	TOT	1	2	3	OT	TOT
31	44	38	9	122	54	51	57	3	165

SEE RECORDS SECTION FOR "ALL TIME VS THE SHARKS" BREAKDOWN



ST. LOUIS BLUES

2013-14 SEASON SERIES – Won: 1 Lost: 2 OT: 0

AT PHOENIX	COYOTES	BLUES	ATTEND	GOALTENDERS	W. GOAL
Mar 02, 2014	Coyotes 2	Blues 4	13,955	Mike Smith vs Ryan Miller	Kevin Shattenkirk

AT ST. LOUIS	COYOTES	BLUES	ATTEND	GOALTENDERS	W. GOAL
Nov 12, 2013 *	Coyotes 3	Blues 2	15,678	Mike Smith vs Jaroslav Halak	Oliver Ekman-Larsson
Jan 14, 2014	Coyotes 1	Blues 2	16,571	Mike Smith vs Jaroslav Halak	T.J. Oshie

* - Overtime ** - Shootout

LAST TIME VS THE BLUES...

Last Home Win:	March 22, 2011 (2-1)
Last Home Loss:	March 2, 2014 (4-2)
Last Home Tie:	December 20, 2002 (3-3)
Last Road Win:	November 12, 2013 (3-2 OT)
Last Road Loss:	January 14, 2014 (2-1)
Last Road Tie:	December 20, 2003 (1-1)

INDIVIDUAL SCORING

COYOTES														BLUES													
Player	GP	G	A	P	+/-	PIM	PP	SH	GW	GT	EN	S	S%	Player	GP	G	A	P	+/-	PIM	PP	SH	GW	GT	EN	S	S%
Oliver Ekman-Larsson	3	2	1	3	0	0	1	0	1	0	0	8	25.0	David Backes	3	0	3	3	1	4	0	0	0	0	0	5	0.0
Mikkel Boedker	3	1	1	2	-3	0	0	0	0	0	0	9	11.1	Alex Pietrangelo	3	0	3	3	2	0	0	0	0	0	0	3	0.0
Mike Ribeiro	3	0	2	2	1	2	0	0	0	0	0	0	0.0	Patrik Berglund	3	2	0	2	1	0	0	0	0	0	0	9	22.2
Keith Yandle	3	0	2	2	-3	0	0	0	0	0	0	5	0.0	T.J. Oshie	3	2	0	2	0	2	1	0	1	0	0	7	28.6
David Moss	3	1	0	1	1	0	0	0	0	0	0	5	20.0	Kevin Shattenkirk	3	1	1	2	-3	2	1	0	1	0	0	4	25.0
Paul Bissonnette	2	1	0	1	2	0	0	0	0	0	0	2	50.0	Jaden Schwartz	3	0	2	2	4	0	0	0	0	0	0	9	0.0
Jeff Halpern	2	1	0	1	1	2	0	0	0	0	0	3	33.3	Alexander Steen	2	0	2	2	0	0	0	0	0	0	0	4	0.0
Kyle Chipchura	3	0	1	1	1	2	0	0	0	0	0	2	0.0	Roman Polak	3	1	0	1	1	0	0	0	0	0	0	4	25.0
Shane Doan	3	0	1	1	-2	0	0	0	0	0	0	1	0.0	Maxim Lapierre	2	1	0	1	-1	0	0	0	0	0	0	7	14.3
Rob Klinkhammer	3	0	1	1	1	2	0	0	0	0	0	5	0.0	Magnus Paajarvi	2	1	0	1	1	0	0	0	0	0	0	5	20.0
Michael Stone	3	0	1	1	0	4	0	0	0	0	0	4	0.0	Jay Bouwmeester	3	0	1	1	3	0	0	0	0	0	0	5	0.0
Rostislav Klesla	2	0	1	1	1	2	0	0	0	0	0	1	0.0	Vladimir Tarasenko	3	0	1	1	1	0	0	0	0	0	0	7	0.0
Lauri Korpikoski	3	0	0	0	-2	0	0	0	0	0	0	5	0.0	Barret Jackman	3	0	0	0	-2	4	0	0	0	0	0	1	0.0
David Schlemko	3	0	0	0	1	0	0	0	0	0	0	3	0.0	Brenden Morrow	3	0	0	0	0	2	0	0	0	0	0	0	0.0
Antoine Vermette	3	0	0	0	-3	0	0	0	0	0	0	4	0.0	Ryan Reaves	3	0	0	0	-1	0	0	0	0	0	0	1	0.0
Martin Hanzal	2	0	0	0	0	0	0	0	0	0	0	1	0.0	Derek Roy	3	0	0	0	0	0	0	0	0	0	0	6	0.0
Zbynek Michalek	2	0	0	0	0	0	0	0	0	0	0	0	0.0	Ian Cole	2	0	0	0	1	0	0	0	0	0	0	0	0.0
Derek Morris	2	0	0	0	-1	0	0	0	0	0	0	2	0.0	Chris Stewart	2	0	0	0	-1	0	0	0	0	0	0	5	0.0
Jordan Szwarz	2	0	0	0	-1	0	0	0	0	0	0	0	0.0	Carlo Colaiacovo	1	0	0	0	0	0	0	0	0	0	0	2	0.0
Radim Vrbata	2	0	0	0	0	0	0	0	0	0	0	3	0.0	Adam Cracknell	1	0	0	0	0	0	0	0	0	0	0	0	0.0
Chris Brown	1	0	0	0	0	0	0	0	0	0	0	0	0.0	Dmitrij Jaskin	1	0	0	0	0	0	0	0	0	0	0	0	0.0
Tim Kennedy	1	0	0	0	0	0	0	0	0	0	0	2	0.0	Steve Ott	1	0	0	0	0	0	0	0	0	0	0	2	0.0
														Vladimir Sobotka	1	0	0	0	-1	0	0	0	0	0	0	1	0.0

POWER PLAY: 1-7 14.3% / PENALTY KILLING: 5-7 71.4%

POWER PLAY: 2-7 28.6% / PENALTY KILLING: 6-7 85.7%

GOALTENDING

COYOTES										
Goalie	GP	Min	W-L-OT	SO	GA	SA	SV	GAA	SV%	
MIKE SMITH	3	179	1-2-0	0	8	87	79	2.69	.908	

GOALS BY PERIOD

COYOTES						BLUES					
1	2	3	OT	TOT		1	2	3	OT	TOT	
3	2	0	1	6		2	1	5	0	8	

SHOTS BY PERIOD

COYOTES						BLUES					
1	2	3	OT	TOT		1	2	3	OT	TOT	
23	25	16	1	65		28	31	26	2	87	

SEE RECORDS SECTION FOR "ALL TIME VS THE BLUES" BREAKDOWN



TAMPA BAY LIGHTNING

2013-14 SEASON SERIES - Won: 2 Lost: 0 OT: 0

AT PHOENIX	COYOTES	LIGHTNING	ATTEND	GOALTENDERS	W. GOAL
Nov 16, 2013	Coyotes 6	Lightning 3	12,562	Mike Smith vs Ben Bishop, Anders Lindback	Connor Murphy

AT TAMPA BAY	COYOTES	LIGHTNING	ATTEND	GOALTENDERS	W. GOAL
Mar 10, 2014 **	Coyotes 4	Lightning 3	18,167	Mike Smith vs Ben Bishop	Radim Vrbata

* - Overtime ** - Shootout

LAST TIME VS THE LIGHTNING...

Last Home Win: November 16, 2013 (6-3)

Last Home Loss: January 21, 2012 (4-3)

Last Home Tie: None

Last Road Win: March 10, 2014 (4-3 SO)

Last Road Loss: February 23, 2011 (8-3)

Last Road Tie: None

INDIVIDUAL SCORING

COYOTES

Player	GP	G	A	P	+/-	PIM	PP	SH	GW	GT	EN	S	S%
Martin Hanzal	1	1	3	4	4	0	0	0	0	0	0	2	50.0
Lauri Korpikoski	2	1	2	3	2	0	0	0	0	0	1	1	100.0
Radim Vrbata	2	0	3	3	4	0	0	0	0	0	0	1	0.0
Shane Doan	2	1	1	2	1	2	0	0	0	0	0	5	20.0
Mike Ribeiro	2	1	1	2	-2	0	1	0	0	0	0	3	33.3
Mikkel Boedker	2	1	0	1	-3	2	0	0	0	0	0	4	25.0
Michael Stone	2	1	0	1	-2	0	1	0	0	0	0	5	20.0
Martin Erat	1	1	0	1	1	2	0	0	0	0	0	1	100.0
Brandon McMillan	1	1	0	1	1	2	0	0	0	0	0	1	100.0
Connor Murphy	1	1	0	1	1	0	0	0	1	0	0	1	100.0
Antoine Vermette	2	0	1	1	-2	0	0	0	0	0	0	4	0.0
Keith Yandle	2	0	1	1	-2	0	0	0	0	0	0	4	0.0
Zbynek Michalek	1	0	1	1	0	0	0	0	0	0	0	1	0.0
David Rundblad	1	0	1	1	1	0	0	0	0	0	0	0	0.0
Kyle Chipchura	2	0	0	0	0	0	0	0	0	0	0	1	0.0
Oliver Ekman-Larsson	2	0	0	0	3	2	0	0	0	0	0	4	0.0
Jeff Halpern	2	0	0	0	0	0	0	0	0	0	0	2	0.0
David Moss	2	0	0	0	-4	2	0	0	0	0	0	5	0.0
Brandon Gormley	1	0	0	0	1	0	0	0	0	0	0	1	0.0
Rob Klinkhammer	1	0	0	0	-1	0	0	0	0	0	0	2	0.0
Andy Miele	1	0	0	0	1	0	0	0	0	0	0	1	0.0
David Schlemko	1	0	0	0	-1	0	0	0	0	0	0	0	0.0
Chris Summers	1	0	0	0	1	0	0	0	0	0	0	0	0.0
Jordan Szwarz	1	0	0	0	0	0	0	0	0	0	0	1	0.0

LIGHTNING

Player	GP	G	A	P	+/-	PIM	PP	SH	GW	GT	EN	S	S%
Ondrej Palat	2	2	1	3	2	0	0	0	0	0	0	7	28.6
Tyler Johnson	2	1	1	2	0	0	0	1	0	0	0	3	33.3
Alex Killorn	2	1	1	2	-1	2	0	0	0	0	0	4	25.0
Andrej Sustr	1	0	2	2	1	2	0	0	0	0	0	0	0.0
J.T. Brown	2	1	0	1	-2	0	0	0	0	0	0	2	50.0
Richard Panik	2	1	0	1	-1	0	0	0	0	0	0	3	33.3
Eric Brewer	2	0	1	1	2	0	0	0	0	0	0	3	0.0
Matthew Carle	2	0	1	1	-2	0	0	0	0	0	0	3	0.0
Valtteri Filppula	2	0	1	1	1	2	0	0	0	0	0	5	0.0
Teddy Purcell	2	0	1	1	1	0	0	0	0	0	0	1	0.0
Keith Aulie	1	0	1	1	1	0	0	0	0	0	0	0	0.0
Ryan Callahan	1	0	1	1	1	0	0	0	0	0	0	4	0.0
Martin St. Louis	1	0	1	1	0	0	0	0	0	0	0	0	0.0
Victor Hedman	2	0	0	0	-2	0	0	0	0	0	0	5	0.0
Sami Salo	2	0	0	0	0	0	0	0	0	0	0	2	0.0
Nate Thompson	2	0	0	0	-1	0	0	0	0	0	0	0	0.0
Mark Barberio	1	0	0	0	0	2	0	0	0	0	0	2	0.0
Brett Connolly	1	0	0	0	0	0	0	0	0	0	0	1	0.0
B.J. Crombeen	1	0	0	0	-1	2	0	0	0	0	0	3	0.0
Radko Gudas	1	0	0	0	-3	0	0	0	0	0	0	4	0.0
Michael Kostka	1	0	0	0	0	0	0	0	0	0	0	2	0.0
Ryan Malone	1	0	0	0	-1	0	0	0	0	0	0	2	0.0
Tom Pyatt	1	0	0	0	0	0	0	0	0	0	0	3	0.0
Steven Stamkos	1	0	0	0	1	2	0	0	0	0	0	2	0.0

POWER PLAY: 2-6 33.3% / PENALTY KILLING: 6-6 100.0%

POWER PLAY: 0-6 0.0% / PENALTY KILLING: 4-6 66.7%

GOALTENDING

COYOTES

Goalie	GP	Min	W-L-OT	SO	GA	SA	SV	GAA	SV%
MIKE SMITH	2	125	2-0-0	0	6	61	55	2.88	.902

LIGHTNING

Goalie	GP	Min	W-L-OT	SO	GA	SA	SV	GAA	SV%
ANDERS LINDBACK	1	37	0-1-0	0	2	15	13	3.27	.867
BEN BISHOP	2	86	0-0-1	0	6	34	28	4.17	.824

GOALS BY PERIOD

COYOTES					LIGHTNING				
1	2	3	OT	TOT	1	2	3	OT	TOT
2	3	4	0	9	1	3	2	0	6

SHOTS BY PERIOD

COYOTES					LIGHTNING				
1	2	3	OT	TOT	1	2	3	OT	TOT
14	19	17	0	50	13	23	22	3	61

SEE RECORDS SECTION FOR "ALL TIME VS THE LIGHTNING" BREAKDOWN



TORONTO MAPLE LEAFS

2013-14 SEASON SERIES - Won: 0 Lost: 1 OT: 1

AT PHOENIX	COYOTES	MAPLE LEAFS	ATTEND	GOALTENDERS	W. GOAL
Jan 20, 2014	Coyotes 2	Maple Leafs 4	14,476	Mike Smith vs Jonathan Bernier	Carl Gunnarsson

AT TORONTO	COYOTES	MAPLE LEAFS	ATTEND	GOALTENDERS	W. GOAL
Dec 19, 2013 **	Coyotes 1	Maple Leafs 2	19,254	Mike Smith vs James Reimer	Joffrey Lupul

* - Overtime ** - Shootout

LAST TIME VS THE MAPLE LEAFS...

Last Home Win: January 13, 2011 (5-1)
 Last Home Loss: January 20, 2014 (4-2)
 Last Home Tie: March 27, 1997 (1-1)
 Last Road Win: November 15, 2011 (3-2 SO)
 Last Road Loss: December 19, 2013 (2-1 SO)
 Last Road Tie: March 13, 1996 (3-3)

INDIVIDUAL SCORING

COYOTES														MAPLE LEAFS													
Player	GP	G	A	P	+/-	PIM	PP	SH	GW	GT	EN	S	S%	Player	GP	G	A	P	+/-	PIM	PP	SH	GW	GT	EN	S	S%
Lauri Korpikoski	1	0	2	2	1	0	0	0	0	0	0	0	0.0	Jake Gardiner	2	1	1	2	0	0	0	0	0	0	0	2	50.0
Mike Ribeiro	2	1	0	1	-1	2	1	0	0	0	0	2	50.0	Nazem Kadri	2	1	1	2	0	0	1	0	0	0	0	6	16.7
Antoine Vermette	2	1	0	1	1	2	0	1	0	0	0	6	16.7	Phil Kessel	2	1	1	2	1	0	1	0	0	0	0	6	16.7
Martin Hanzal	1	1	0	1	1	0	0	0	0	0	0	3	33.3	Cody Franson	2	0	2	2	1	2	0	0	0	0	0	3	0.0
Radim Vrbata	2	0	1	1	0	2	0	0	0	0	0	10	0.0	Troy Bodie	2	1	0	1	1	0	0	0	0	0	0	3	33.3
Keith Yandle	2	0	1	1	-2	0	0	0	0	0	0	9	0.0	Carl Gunnarsson	2	1	0	1	0	0	0	0	1	0	0	3	33.3
Rostislav Klesla	1	0	1	1	0	0	0	0	0	0	0	1	0.0	Peter Holland	2	0	1	1	1	0	0	0	0	0	0	0	0.0
Mikkel Boedker	2	0	0	0	0	0	0	0	0	0	0	5	0.0	Dion Phaneuf	2	0	1	1	0	4	0	0	0	0	0	2	0.0
Kyle Chipchura	2	0	0	0	-1	0	0	0	0	0	0	0	0.0	Morgan Rielly	2	0	1	1	1	4	0	0	0	0	0	1	0.0
Oliver Ekman-Larsson	2	0	0	0	0	4	0	0	0	0	0	6	0.0	Carter Ashton	1	0	1	1	1	0	0	0	0	0	0	1	0.0
Jeff Halpern	2	0	0	0	-1	2	0	0	0	0	0	1	0.0	Nikolai Kulemin	2	0	0	0	0	0	0	0	0	0	0	2	0.0
Tim Kennedy	2	0	0	0	0	0	0	0	0	0	0	2	0.0	Joffrey Lupul	2	0	0	0	-1	0	0	0	0	0	0	7	0.0
Rob Klinkhammer	2	0	0	0	-1	0	0	0	0	0	0	3	0.0	Jay McClement	2	0	0	0	0	0	0	0	0	0	0	1	0.0
Derek Morris	2	0	0	0	1	0	0	0	0	0	0	9	0.0	Mason Raymond	2	0	0	0	-1	0	0	0	0	0	0	2	0.0
David Moss	2	0	0	0	-1	0	0	0	0	0	0	4	0.0	James van Riemsdyk	2	0	0	0	0	2	0	0	0	0	0	10	0.0
Michael Stone	2	0	0	0	-1	0	0	0	0	0	0	2	0.0	Tyler Bozak	1	0	0	0	0	0	0	0	0	0	0	2	0.0
Jordan Szwarz	2	0	0	0	-1	0	0	0	0	0	0	1	0.0	David Clarkson	1	0	0	0	-1	0	0	0	0	0	0	3	0.0
Gilbert Brule	1	0	0	0	0	2	0	0	0	0	0	2	0.0	Jerry D'Amigo	1	0	0	0	1	0	0	0	0	0	0	0	0.0
Shane Doan	1	0	0	0	-1	0	0	0	0	0	0	2	0.0	Tim Gleason	1	0	0	0	0	0	0	0	0	0	0	1	0.0
Zbynek Michalek	1	0	0	0	0	4	0	0	0	0	0	4	0.0	John-Michael Liles	1	0	0	0	0	0	0	0	0	0	0	1	0.0
Connor Murphy	1	0	0	0	0	0	0	0	0	0	0	2	0.0	Colton Orr	1	0	0	0	1	0	0	0	0	0	0	0	0.0
David Schlemko	1	0	0	0	0	0	0	0	0	0	0	2	0.0	Jerred Smithson	1	0	0	0	0	0	0	0	0	0	0	0	0.0

POWER PLAY: 1-6 16.7% / PENALTY KILLING: 7-9 77.8%

POWER PLAY: 2-9 22.2% / PENALTY KILLING: 5-6 83.3%

GOALTENDING

COYOTES										
Goalie	GP	Min	W-L-OT	SO	GA	SA	SV	GAA	SV%	
MIKE SMITH	2	123	0-1-1	0	5	56	51	2.43	.911	

GOALS BY PERIOD

COYOTES					MAPLE LEAFS				
1	2	3	OT	TOT	1	2	3	OT	TOT
0	0	3	0	3	3	1	1	0	5

SHOTS BY PERIOD

COYOTES					MAPLE LEAFS				
1	2	3	OT	TOT	1	2	3	OT	TOT
17	28	26	5	76	22	14	18	2	56

SEE RECORDS SECTION FOR "ALL TIME VS THE MAPLE LEAFS" BREAKDOWN



VANCOUVER CANUCKS

2013-14 SEASON SERIES - Won: 3 Lost: 0 OT: 2

LAST TIME VS THE CANUCKS...

Last Home Win: March 4, 2014 (1-0)
 Last Home Loss: March 21, 2013 (2-1)
 Last Home Tie: April 2, 2003 (3-3)
 Last Road Win: February 26, 2013 (4-2)
 Last Road Loss: January 26, 2014 (5-4 OT)
 Last Road Tie: October 26, 2003 (3-3)

AT PHOENIX	COYOTES	CANUCKS	ATTEND	GOALTENDERS	W. GOAL
Nov 05, 2013 **	Coyotes 3	Canucks 2	13,459	Mike Smith vs Roberto Luongo	Antoine Vermette
Jan 16, 2014	Coyotes 1	Canucks 0	12,307	Mike Smith vs Eddie Lack	Antoine Vermette
Mar 04, 2014	Coyotes 1	Canucks 0	13,449	Mike Smith vs Eddie Lack	Antoine Vermette

AT VANCOUVER	COYOTES	CANUCKS	ATTEND	GOALTENDERS	W. GOAL
Dec 06, 2013 *	Coyotes 2	Canucks 3	18,910	Mike Smith vs Roberto Luongo	Chris Higgins
Jan 26, 2014 *	Coyotes 4	Canucks 5	18,910	Mike Smith vs Roberto Luongo	Kevin Biekksa

* - Overtime ** - Shootout

INDIVIDUAL SCORING

COYOTES														CANUCKS													
Player	GP	G	A	P	+/-	PIM	PP	SH	GW	GT	EN	S	S%	Player	GP	G	A	P	+/-	PIM	PP	SH	GW	GT	EN	S	S%
Antoine Vermette	5	6	0	6	2	2	2	1	2	0	0	15	40.0	Chris Higgins	5	2	2	4	3	0	0	0	1	0	0	19	10.5
Shane Doan	4	2	2	4	1	0	0	0	0	0	0	13	15.4	Dan Hamhuis	5	1	2	3	2	4	0	0	0	0	0	7	14.3
David Moss	5	1	3	4	2	0	0	0	0	0	0	13	7.7	Daniel Sedin	4	0	3	3	1	4	0	0	0	0	0	12	0.0
Mike Ribeiro	5	0	2	2	0	4	0	0	0	0	0	3	0.0	Kevin Biekksa	5	2	0	2	-1	6	0	0	1	0	0	11	18.2
Keith Yandle	5	0	2	2	0	0	0	0	0	0	0	6	0.0	Zac Dalpe	5	1	1	2	1	0	0	0	0	0	0	6	16.7
Radim Vrbata	5	1	0	1	-1	0	0	0	0	0	0	12	8.3	Jason Garrison	5	1	1	2	0	4	1	0	0	0	0	19	5.3
Mikkel Boedker	5	0	1	1	-4	0	0	0	0	0	0	11	0.0	Ryan Kesler	5	1	1	2	0	2	1	0	0	0	0	9	11.1
Oliver Ekman-Larsson	5	0	1	1	-2	4	0	0	0	0	0	16	0.0	Henrik Sedin	4	1	1	2	0	4	0	0	0	0	0	6	16.7
Martin Hanzal	4	0	1	1	-2	12	0	0	0	0	0	17	0.0	Jannik Hansen	4	1	0	1	0	0	0	0	0	0	0	3	33.3
Lauri Korpikoski	4	0	1	1	0	4	0	0	0	0	0	7	0.0	Zack Kassian	5	0	1	1	-1	4	0	0	0	0	0	3	0.0
Derek Morris	4	0	1	1	3	4	0	0	0	0	0	0	0.0	Brad Richardson	5	0	1	1	1	0	0	0	0	0	0	4	0.0
Rob Klinkhammer	3	0	1	1	1	2	0	0	0	0	0	7	0.0	Ryan Stanton	4	0	1	1	1	2	0	0	0	0	0	7	0.0
Brandon McMillan	1	0	1	1	1	0	0	0	0	0	0	3	0.0	Mike Santorelli	3	0	1	1	-1	0	0	0	0	0	0	4	0.0
Kyle Chipchura	5	0	0	0	1	4	0	0	0	0	0	2	0.0	Tom Sestito	5	0	0	0	-2	2	0	0	0	0	0	3	0.0
Michael Stone	5	0	0	0	0	2	0	0	0	0	0	6	0.0	Christopher Tanev	5	0	0	0	1	0	0	0	0	0	0	7	0.0
Paul Bissonnette	4	0	0	0	0	0	0	0	0	0	0	3	0.0	Alexander Edler	4	0	0	0	-1	6	0	0	0	0	0	9	0.0
Jeff Halpern	4	0	0	0	0	0	0	0	0	0	0	4	0.0	David Booth	3	0	0	0	0	0	0	0	0	0	0	2	0.0
Zbynek Michalek	4	0	0	0	-2	0	0	0	0	0	0	5	0.0	Alexandre Burrows	3	0	0	0	1	2	0	0	0	0	0	5	0.0
David Schlemko	4	0	0	0	-1	2	0	0	0	0	0	6	0.0	Dale Weise	3	0	0	0	-2	4	0	0	0	0	0	2	0.0
Tim Kennedy	3	0	0	0	0	0	0	0	0	0	0	4	0.0	Darren Archibald	2	0	0	0	-1	0	0	0	0	0	0	1	0.0
Jordan Szwarz	3	0	0	0	0	0	0	0	0	0	0	3	0.0	Yannick Weber	2	0	0	0	-1	0	0	0	0	0	0	2	0.0
Rostislav Klesla	1	0	0	0	0	0	0	0	0	0	0	0	0.0	Andrew Alberts	1	0	0	0	0	0	0	0	0	0	0	1	0.0
Connor Murphy	1	0	0	0	0	0	0	0	0	0	0	0	0.0	Kellan Lain	1	0	0	0	-1	2	0	0	0	0	0	0	0.0
David Rundblad	1	0	0	0	0	0	0	0	0	0	0	3	0.0	Jordan Schroeder	1	0	0	0	-1	0	0	0	0	0	0	0	0.0
														Jeremy Welsh	1	0	0	0	-1	0	0	0	0	0	0	0	0.0

POWER PLAY: 2-19 10.5% / PENALTY KILLING: 14-16 87.5%

POWER PLAY: 2-16 12.5% / PENALTY KILLING: 17-19 89.5%

GOALTENDING

COYOTES										CANUCKS									
Goalie	GP	Min	W-L-OT	SO	GA	SA	SV	GAA	SV%	Goalie	GP	Min	W-L-OT	SO	GA	SA	SV	GAA	SV%
MIKE SMITH	5	311	3-0-2	2	10	142	132	1.93	.930	ROBERTO LUONGO	3	190	2-0-1	0	8	104	96	2.52	.923
										EDDIE LACK	2	118	0-2-0	0	2	55	53	1.02	.964

GOALS BY PERIOD

COYOTES					CANUCKS				
1	2	3	OT	TOT	1	2	3	OT	TOT
4	3	3	0	10	2	6	0	2	10

SHOTS BY PERIOD

COYOTES					CANUCKS				
1	2	3	OT	TOT	1	2	3	OT	TOT
47	53	56	3	159	42	46	46	8	142

SEE RECORDS SECTION FOR "ALL TIME VS THE CANUCKS" BREAKDOWN



WASHINGTON CAPITALS

2013-14 SEASON SERIES - Won: 1 Lost: 1 OT: 0

AT PHOENIX	COYOTES	CAPITALS	ATTEND	GOALTENDERS	W. GOAL
Nov 09, 2013 **	Coyotes 4	Capitals 3	16,106	Mike Smith vs Michal Neuvirth	Antoine Vermette

AT WASHINGTON	COYOTES	CAPITALS	ATTEND	GOALTENDERS	W. GOAL
Mar 08, 2014	Coyotes 2	Capitals 3	18,506	Mike Smith vs Jaroslav Halak	Troy Brouwer

* - Overtime ** - Shootout

LAST TIME VS THE CAPITALS...

Last Home Win: November 9, 2013 (4-3 SO)

Last Home Loss: January 16, 2006 (6-1)

Last Home Tie: October 23, 1999 (2-2)

Last Road Win: January 1, 2007 (3-2)

Last Road Loss: March 8, 2014 (3-2)

Last Road Tie: November 2, 2001 (2-2)

INDIVIDUAL SCORING

COYOTES														CAPITALS													
Player	GP	G	A	P	+/-	PIM	PP	SH	GW	GT	EN	S	S%	Player	GP	G	A	P	+/-	PIM	PP	SH	GW	GT	EN	S	S%
Keith Yandle	2	0	4	4	0	0	0	0	0	0	0	9	0.0	Troy Brouwer	2	2	0	2	1	4	2	0	1	0	0	3	66.7
Shane Doan	2	2	0	2	0	0	2	0	0	0	0	6	33.3	John Carlson	2	1	1	2	2	0	1	0	0	0	0	6	16.7
Antoine Vermette	2	0	2	2	1	2	0	0	0	0	0	3	0.0	Jason Chimera	2	0	2	2	2	0	0	0	0	0	0	4	0.0
Lauri Korpikoski	2	1	0	1	1	4	0	0	0	0	0	3	33.3	Karl Alzner	2	1	0	1	2	0	0	0	0	0	0	2	50.0
Brandon McMillan	1	1	0	1	0	0	0	0	0	0	0	5	20.0	Brooks Laich	2	1	0	1	-1	2	0	0	0	0	0	3	33.3
Radim Vrbata	1	1	0	1	-1	0	1	0	0	0	0	1	100.0	Joel Ward	2	1	0	1	2	4	0	0	0	0	0	5	20.0
Oliver Ekman-Larsson	2	0	1	1	0	0	0	0	0	0	0	11	0.0	Nicklas Backstrom	2	0	1	1	-1	2	0	0	0	0	0	6	0.0
Michael Stone	2	0	1	1	0	0	0	0	0	0	0	5	0.0	Mike Green	2	0	1	1	-1	0	0	0	0	0	0	6	0.0
Martin Hanzal	1	0	1	1	0	0	0	0	0	0	0	2	0.0	Marcus Johansson	2	0	1	1	-1	0	0	0	0	0	0	2	0.0
David Schlemko	1	0	1	1	0	0	0	0	0	0	0	0	0.0	Alex Ovechkin	2	0	1	1	-2	0	0	0	0	0	0	9	0.0
Mikkel Boedker	2	0	0	0	-1	6	0	0	0	0	0	3	0.0	Jay Beagle	1	0	1	1	1	0	0	0	0	0	0	4	0.0
Kyle Chipchura	2	0	0	0	-1	5	0	0	0	0	0	1	0.0	Eric Fehr	1	0	1	1	1	0	0	0	0	0	0	2	0.0
Jeff Halpern	2	0	0	0	0	0	0	0	0	0	0	0	0.0	Michael Latta	1	0	1	1	1	0	0	0	0	0	0	0	0.0
Rob Klinkhammer	2	0	0	0	-1	0	0	0	0	0	0	2	0.0	Tom Wilson	2	0	0	0	0	0	0	0	0	0	0	3	0.0
Zbynek Michalek	2	0	0	0	-1	2	0	0	0	0	0	3	0.0	Connor Carrick	1	0	0	0	0	0	0	0	0	0	0	0	0.0
David Moss	2	0	0	0	1	2	0	0	0	0	0	2	0.0	Martin Erat	1	0	0	0	0	0	0	0	0	0	0	2	0.0
Mike Ribeiro	2	0	0	0	-1	0	0	0	0	0	0	6	0.0	Mikhail Grabovski	1	0	0	0	0	0	0	0	0	0	0	2	0.0
Paul Bissonnette	1	0	0	0	0	0	0	0	0	0	0	0	0.0	Jack Hillen	1	0	0	0	0	2	0	0	0	0	0	1	0.0
Martin Erat	1	0	0	0	-1	0	0	0	0	0	0	0	0.0	Steve Oleksy	1	0	0	0	0	2	0	0	0	0	0	0	0.0
Rostislav Klesla	1	0	0	0	-1	2	0	0	0	0	0	0	0.0	Dmitry Orlov	1	0	0	0	-1	0	0	0	0	0	0	0	0.0
Derek Morris	1	0	0	0	0	0	0	0	0	0	0	2	0.0	Dustin Penner	1	0	0	0	0	0	0	0	0	0	0	1	0.0
Chris Summers	1	0	0	0	0	0	0	0	0	0	0	3	0.0	Nate Schmidt	1	0	0	0	0	2	0	0	0	0	0	1	0.0
Jordan Szwarz	1	0	0	0	0	0	0	0	0	0	0	1	0.0	Ryan Stoa	1	0	0	0	0	0	0	0	0	0	0	2	0.0
														Alexander Urbom	1	0	0	0	0	0	0	0	0	0	0	1	0.0
														Aaron Volpatti	1	0	0	0	0	5	0	0	0	0	0	0	0.0

POWER PLAY: 3-9 33.3% / PENALTY KILLING: 6-9 66.7%

POWER PLAY: 3-9 33.3% / PENALTY KILLING: 6-9 66.7%

GOALTENDING

COYOTES										
Goalie	GP	Min	W-L-OT	SO	GA	SA	SV	GAA	SV%	
MIKE SMITH	2	124	1-1-0	0	6	65	59	2.91	.908	

GOALS BY PERIOD

COYOTES					CAPITALS				
1	2	3	OT	TOT	1	2	3	OT	TOT
2	1	2	0	5	0	3	3	0	6

SHOTS BY PERIOD

COYOTES					CAPITALS				
1	2	3	OT	TOT	1	2	3	OT	TOT
17	24	24	3	68	22	21	20	2	65

SEE RECORDS SECTION FOR "ALL TIME VS THE CAPITALS" BREAKDOWN



WINNIPEG JETS

2013-14 SEASON SERIES - Won: 0 Lost: 1 OT: 2

LAST TIME VS THE JETS...

Last Home Win: October 15, 2011 (4-1)
 Last Home Loss: April 1, 2014 (2-1 SO)
 Last Home Tie: January 11, 2004 (1-1)
 Last Road Win: March 14, 2010 (3-2 SO)
 Last Road Loss: February 27, 2014 (3-2 SO)
 Last Road Tie: None

AT PHOENIX	COYOTES	JETS	ATTEND	GOALTENDERS	W. GOAL
Apr 01, 2014 **	Coyotes 1	Jets 2	13,724	Thomas Greiss vs Ondrej Pavelec	Andrew Ladd

AT WINNIPEG	COYOTES	JETS	ATTEND	GOALTENDERS	W. GOAL
Jan 13, 2014	Coyotes 1	Jets 5	15,004	Mike Smith vs Ondrej Pavelec	Eric O'Dell
Feb 27, 2014 **	Coyotes 2	Jets 3	15,004	Mike Smith vs Ondrej Pavelec	Olli Jokinen

* - Overtime ** - Shootout

INDIVIDUAL SCORING

COYOTES														JETS													
Player	GP	G	A	P	+/-	PIM	PP	SH	GW	GT	EN	S	S%	Player	GP	G	A	P	+/-	PIM	PP	SH	GW	GT	EN	S	S%
Oliver Ekman-Larsson	3	2	0	2	0	4	1	0	0	0	0	11	18.2	Bryan Little	3	1	2	3	0	0	1	0	0	0	0	4	25.0
Mikkel Boedker	3	0	2	2	-2	0	0	0	0	0	0	6	0.0	Dustin Byfuglien	3	0	3	3	2	0	0	0	0	0	0	10	0.0
Martin Hanzal	3	1	0	1	0	2	1	0	0	0	0	7	14.3	Blake Wheeler	3	2	0	2	1	4	0	0	0	0	0	7	28.6
Zbynek Michalek	2	1	0	1	2	2	0	0	0	0	0	6	16.7	Michael Frolik	3	1	0	1	1	0	0	0	0	0	0	9	11.1
Shane Doan	3	0	1	1	0	4	0	0	0	0	0	6	0.0	Olli Jokinen	3	1	0	1	2	2	0	0	0	0	0	5	20.0
Rob Klinkhammer	3	0	1	1	-2	5	0	0	0	0	0	0	0.0	Andrew Ladd	3	1	0	1	1	7	0	0	0	0	0	5	20.0
Mike Ribeiro	3	0	1	1	-2	2	0	0	0	0	0	3	0.0	Devin Setoguchi	3	1	0	1	1	0	1	0	0	0	0	4	25.0
Antoine Vermette	3	0	1	1	-1	2	0	0	0	0	0	7	0.0	Eric O'Dell	2	1	0	1	2	0	0	0	1	0	0	2	50.0
Radim Vrbata	3	0	1	1	0	0	0	0	0	0	0	6	0.0	Tobias Enstrom	3	0	1	1	0	0	0	0	0	0	0	5	0.0
David Schlemko	2	0	1	1	0	0	0	0	0	0	0	2	0.0	Adam Pardy	3	0	1	1	1	0	0	0	0	0	0	1	0.0
Jeff Halpern	3	0	0	0	0	0	0	0	0	0	0	1	0.0	Mark Scheifele	2	0	1	1	0	2	0	0	0	0	0	5	0.0
Lauri Korpikoski	3	0	0	0	-2	2	0	0	0	0	0	6	0.0	Mark Stuart	3	0	0	0	3	2	0	0	0	0	0	4	0.0
Derek Morris	3	0	0	0	-3	9	0	0	0	0	0	4	0.0	Jacob Trouba	3	0	0	0	4	2	0	0	0	0	0	6	0.0
Michael Stone	3	0	0	0	-3	2	0	0	0	0	0	6	0.0	Zach Bogosian	2	0	0	0	1	7	0	0	0	0	0	5	0.0
Keith Yandle	3	0	0	0	-4	4	0	0	0	0	0	7	0.0	Keaton Ellerby	2	0	0	0	-1	0	0	0	0	0	0	0	0.0
Kyle Chipchura	2	0	0	0	0	0	0	0	0	0	0	2	0.0	Evander Kane	2	0	0	0	-1	2	0	0	0	0	0	7	0.0
Brandon McMillan	2	0	0	0	0	0	0	0	0	0	0	2	0.0	Jim Slater	2	0	0	0	0	2	0	0	0	0	0	1	0.0
David Moss	2	0	0	0	-2	0	0	0	0	0	0	0	0.0	Chris Thorburn	2	0	0	0	1	2	0	0	0	0	0	0	0.0
Paul Bissonnette	1	0	0	0	0	7	0	0	0	0	0	0	0.0	James Wright	2	0	0	0	1	2	0	0	0	0	0	3	0.0
Martin Erat	1	0	0	0	0	0	0	0	0	0	0	0	0.0	Matt Halischuk	1	0	0	0	0	0	0	0	0	0	0	4	0.0
Rostislav Klesla	1	0	0	0	0	0	0	0	0	0	0	1	0.0	Anthony Peluso	1	0	0	0	1	5	0	0	0	0	0	0	0.0
Chris Summers	1	0	0	0	0	2	0	0	0	0	0	1	0.0	Paul Postma	1	0	0	0	0	0	0	0	0	0	0	1	0.0
Jordan Szwarz	1	0	0	0	-1	0	0	0	0	0	0	0	0.0	Zach Redmond	1	0	0	0	0	0	0	0	0	0	0	1	0.0
														Eric Tangradi	1	0	0	0	0	2	0	0	0	0	0	0	0.0

POWER PLAY: 2-9 22.2% / PENALTY KILLING: 11-13 84.6%

POWER PLAY: 2-13 15.4% / PENALTY KILLING: 7-9 77.8%

GOALTENDING

COYOTES										JETS									
Goalie	GP	Min	W-L-OT	SO	GA	SA	SV	GAA	SV%	Goalie	GP	Min	W-L-OT	SO	GA	SA	SV	GAA	SV%
THOMAS GREISS	1	65	0-0-1	0	1	22	21	0.92	.955	ONDREJ PAVELEC	3	190	3-0-0	0	4	84	80	1.26	.952
MIKE SMITH	2	125	0-1-1	0	7	67	60	3.36	.896										

GOALS BY PERIOD

COYOTES					JETS				
1	2	3	OT	TOT	1	2	3	OT	TOT
2	1	1	0	4	4	2	2	0	8

SHOTS BY PERIOD

COYOTES					JETS				
1	2	3	OT	TOT	1	2	3	OT	TOT
26	27	25	6	84	29	29	28	3	89

SEE RECORDS SECTION FOR "ALL TIME VS THE JETS" BREAKDOWN





RECORDS



Games Played	2698
Wins	1121
Wins, Home	647
Wins, Road	474
Losses	1206
Losses, Home	523
Losses, Road	683
Ties	266
Ties, Home	131
Ties, Road	135
*Overtime Losses	105
*Overtime Losses, Home	48
*Overtime Losses, Road	57
Goals For	8388

Goals For, Home	4470
Goals For, Road	3903
Goals Against	9161
Goals Against, Home	4321
Goals Against, Road	4821
Assists	14,171
Scoring Points	22,497
Penalty Minutes	47,211
Power Play Goals	2096
Shorthanded Goals	280
Overtime Games	507
Overtime Wins	143
Overtime Wins, Home	78
Overtime Wins, Road	65

Overtime Losses	131
Overtime Losses, Home	59
Overtime Losses, Road	72
Overtime Ties	219
Overtime Ties, Home	105
Overtime Ties, Road	114
Shutouts For	142

*Overtime loss is a statistic that began in '99-00 season (known as "regulation tie" for that one season). This statistic does not include any overtime loss prior to '99-00. Beginning in 2005-06 season, losses in a shootout also count in the "overtime loss" column.

YEAR-BY-YEAR RECORD

SEASON	GP	OVERALL W-L-T-OL	HOME W-L-T-OL	ROAD W-L-T-OL	GF	GA	PTS	DIVISION	CONFERENCE
1979-80	80	20-49-11	13-19-8	7-30-3	214	314	51	5th, Smythe	10th, Campbell
1980-81	80	9-57-14	7-25-8	2-32-6	246	400	32	6th, Smythe	11th, Campbell
1981-82	80	33-33-14	18-13-9	15-20-5	319	332	80	2nd, Norris	3rd, Campbell
1982-83	80	33-39-8	22-16-2	11-23-6	311	333	74	4th, Smythe	6th, Campbell
1983-84	80	31-38-11	17-15-8	14-23-3	340	374	73	4th, Smythe	5th, Campbell
1984-85	80	43-27-10	21-13-6	22-14-4	358	332	96	2nd, Smythe	2nd, Campbell
1985-86	80	26-47-7	18-19-3	8-28-4	295	372	59	3rd, Smythe	6th, Campbell
1986-87	80	40-32-8	25-12-3	15-20-5	279	271	88	3rd, Smythe	3rd, Campbell
1987-88	80	33-36-11	20-14-6	13-22-5	292	310	77	3rd, Smythe	4th, Campbell
1988-89	80	26-42-12	17-18-5	9-24-7	300	355	64	5th, Smythe	9th, Campbell
1989-90	80	37-32-11	22-13-5	15-19-6	298	290	85	3rd, Smythe	4th, Campbell
1990-91	80	26-43-11	17-18-5	9-25-6	260	288	63	5th, Smythe	9th, Campbell
1991-92	80	33-32-15	20-14-6	13-18-9	251	244	81	4th, Smythe	7th, Campbell
1992-93	84	40-37-7	23-16-3	17-21-4	322	320	87	4th, Smythe	7th, Campbell
1993-94	84	24-51-9	15-23-4	9-28-5	245	344	57	6th, Central	12th, Western
1994-95	48	16-25-7	10-10-4	6-15-3	157	177	39	6th, Central	10th, Western
1995-96	82	36-40-6	22-16-3	14-24-3	275	291	78	5th, Central	8th, Western
1996-97	82	38-37-7	15-19-7	23-18-0	240	243	83	3rd, Central	5th, Western
1997-98	82	35-35-12	19-16-6	16-19-6	224	227	82	4th, Central	6th, Western
1998-99	82	39-31-12	23-13-5	16-18-7	205	197	90	2nd, Pacific	4th, Western
*1999-00	82	39-31-8-4	22-16-2-1	17-15-6-3	232	228	90	3rd, Pacific	6th, Western
2000-01	82	35-27-17-3	21-11-7-2	14-16-10-1	214	212	90	4th, Pacific	9th, Western
2001-02	82	40-27-9-6	27-8-3-3	13-19-6-3	228	210	95	2nd, Pacific	6th, Western
2002-03	82	31-35-11-5	17-16-6-2	14-19-5-3	204	230	78	4th, Pacific	11th, Western
2003-04	82	22-36-18-6	11-19-7-4	11-17-11-2	188	245	68	5th, Pacific	13th, Western
2005-06	82	38-39-5	19-18-4	19-21-1	246	271	81	5th, Pacific	12th, Western
2006-07	82	31-46-5	18-20-3	13-26-2	216	284	67	5th, Pacific	15th, Western
2007-08	82	38-37-7	17-20-4	21-17-3	214	231	83	4th, Pacific	12th, Western
2008-09	82	36-39-7	23-15-3	13-24-4	208	252	79	4th, Pacific	13th, Western
2009-10	82	50-25-7	29-10-2	21-15-5	225	202	107	2nd, Pacific	4th, Western
2010-11	82	43-26-13	21-13-7	22-13-6	231	226	99	3rd, Pacific	6th, Western
2011-12	82	42-27-13	22-13-6	20-14-7	210	194	97	1st, Pacific	3rd, Western
2012-13	48	21-18-9	14-8-2	7-10-7	125	131	51	4th, Pacific	10th, Western
2013-14	82	37-30-15	22-14-5	15-16-10	216	231	89	4th, Pacific	9th, Western
TOTALS:	2698	1121-1206-266-105	647-523-131-48	474-683-135-57	8388	9161	2613		

*Records for '99-00 are "adjusted" to reflect overtime losses instead of regulation ties. Beginning in 2005-06 season, losses in a shootout also count in the "overtime loss" column.



SEASON	OCT	NOV	DEC	JAN	FEB	MAR	APR	MAY	SEASON
1979-80	4-5-1	3-8-2	5-9-1	2-10-2	1-8-4	3-8-1	2-1-0		20-49-11
1980-81	1-6-2	0-10-5	1-12-0	4-7-3	1-10-1	2-11-1	0-1-2		9-57-14
1981-82	5-3-2	5-6-2	3-9-4	6-4-3	3-5-2	11-4-1	0-2-0		33-33-14
1982-83	7-2-1	3-8-1	6-6-2	4-9-3	5-7-1	7-6-0	1-1-0		33-39-8
1983-84	3-7-2	4-7-1	7-5-1	5-5-4	5-5-2	6-9-1	1-0-0		31-38-11
1984-85	3-3-1	8-6-1	8-5-2	7-7-1	6-5-2	10-1-2	1-0-1		43-27-10
1985-86	5-4-1	3-10-1	4-10-2	4-7-1	3-8-1	7-7-0	0-1-1		26-47-7
1986-87	4-4-1	11-4-0	2-8-3	11-3-1	6-5-1	5-7-2	1-1-0		40-32-8
1987-88	5-4-0	5-8-1	6-5-2	6-5-4	6-5-2	4-9-1	1-0-1		33-36-11
1988-89	3-4-2	6-4-2	5-6-3	4-8-2	3-9-1	4-11-2	1-0-0		26-42-12
1989-90	5-6-0	7-6-1	5-3-4	6-7-2	7-5-1	7-4-3	0-1-0		37-32-11
1990-91	5-7-1	4-9-2	4-6-4	5-7-1	5-5-3	3-9-0			26-43-11
1991-92	6-5-2	6-3-3	4-8-3	5-6-2	4-6-1	5-4-4	3-0-0		33-32-15
1992-93	4-8-0	4-5-2	7-6-1	10-3-2	3-7-1	7-6-1	5-2-0		40-37-7
1993-94	6-5-1	4-8-2	5-7-2	2-9-1	0-11-2	6-6-0	1-5-1		24-51-9
1994-95				1-4-1	5-6-2	3-8-2	7-5-2	0-2-0	16-25-7
1995-96	6-4-2	6-6-0	4-9-1	5-5-1	5-6-0	7-8-1	3-2-1		36-40-6
1996-97	4-6-1	4-6-3	9-5-0	5-7-0	6-7-0	7-4-2	3-2-1		38-37-7
1997-98	5-5-2	7-6-0	5-5-5	7-4-3	0-5-1	4-7-1	7-3-0		35-35-12
1998-99	4-2-1	10-0-1	7-5-2	4-5-5	5-8-1	7-6-2	2-5-0		39-31-12
1999-00	8-2-3-0	8-4-0-0	5-6-1-0	7-4-2-1	4-6-1-0	5-8-0-2	2-1-1-1		39-31-8-4
2000-01	9-1-2-0	4-6-4-0	3-2-4-1	7-6-2-0	6-6-0-1	5-5-4-1	1-1-1-0		35-27-17-3
2001-02	5-3-2-1	5-6-1-2	7-5-3-0	6-5-1-1	3-3-1-1	10-2-1-1	4-3-0-0		40-27-9-6
2002-03	4-7-0-1	4-5-4-0	5-4-2-2	6-5-1-1	6-5-1-0	5-9-1-1	1-0-2-0		31-35-11-5
2003-04	3-4-3-0	4-5-3-1	5-3-5-1	6-6-2-0	2-8-2-2	1-10-3-2	1-0-0-0		22-36-18-6
2005-06	5-8-1	8-4-1	7-6-0	6-7-1	1-3-1	8-6-0	3-5-1		38-39-5
2006-07	3-9-0	6-6-0	6-5-2	8-6-0	4-7-1	2-11-2	2-2-0		31-46-5
2007-08	4-6-0	7-6-0	7-6-1	9-4-1	6-5-3	4-9-1	1-1-1		38-37-7
2008-09	4-4-0	6-7-2	8-4-3	6-7-0	3-9-0	5-6-2	4-2-0		36-39-7
2009-10	9-4-0	6-7-1	10-2-3	8-5-1	4-3-0	10-4-1	3-0-1		50-25-7
2010-11	3-4-3	8-3-2	6-6-2	8-4-2	8-4-1	9-4-1	1-1-2		43-26-13
2011-12	5-3-2	8-4-1	6-9-1	3-5-4	11-0-1	6-6-4	3-0-0		42-27-13
2012-13	0-0-0	0-0-0	0-0-0	2-4-1	7-4-2	5-7-3	7-3-3		21-18-9
2013-14	9-3-2	6-4-2	5-3-5	5-9-1	2-3-1	9-5-1	1-3-3		37-30-15
TOTALS	156-148-33-10	180-187-42-12	177-190-57-21	190-199-50-14	146-199-34-14	199-227-36-42	73-54-14-12	0-2-0	1121-1206-266-105

*Records for '99-00 are "adjusted" to reflect overtime losses instead of regulation ties. Beginning in 2005-06 season, losses in a shootout also count in the "overtime loss" column.



	OVERALL					HOME					ROAD				
	GP	W	L	T	SOL	GP	W	L	T	SOL	GP	W	L	T	SOL
1983-84	24	7	6	11		15	3	4	8		9	4	2	3	
1984-85	14	3	1	10		10	2	1	7		4	1	0	3	
1985-86	8	0	1	7		4	0	1	3		4	0	0	4	
1986-87	12	2	2	8		4	1	0	3		8	1	2	5	
1987-88	21	8	2	11		12	5	1	6		9	3	1	5	
1988-89	20	6	2	12		10	4	1	5		10	2	1	7	
1989-90	19	4	4	11		7	1	1	5		12	3	3	6	
1990-91	14	1	2	11		5	0	0	5		9	1	2	6	
1991-92	20	1	4	15		9	1	2	6		11	0	2	9	
1992-93	11	2	2	7		5	1	1	3		6	1	1	4	
1993-94	15	1	5	9		8	1	3	4		7	0	2	5	
1994-95	9	0	2	7		5	0	1	4		4	0	1	3	
1995-96	8	2	0	6		5	2	0	3		3	0	0	3	
1996-97	16	5	4	7		12	2	3	7		4	3	1	0	
1997-98	14	0	2	12		8	0	2	6		6	0	0	6	
1998-99	15	2	1	12		7	1	1	5		8	1	0	7	
1999-00	16	4	4	8		5	2	1	2		11	2	3	6	
2000-01	23	3	3	17		11	2	2	7		12	1	1	10	
2001-02	19	4	6	9		9	3	3	3		10	1	3	6	
2002-03	20	4	5	11		11	3	2	6		9	1	3	5	
2003-04	29	5	6	18		15	4	4	7		14	1	2	11	
2005-06	15	10	2		3	9	5	1		3	6	5	1		0
2006-07	12	7	3		2	7	4	2		1	5	3	1		1
2007-08	16	9	1		6	9	5	0		4	7	4	1		2
2008-09	11	4	4		3	7	4	0		3	4	0	4		0
2009-10	26	19	1		6	10	8	0		2	16	11	1		4
2010-11	20	7	7		6	10	3	4		3	10	4	3		3
2011-12	22	9	3		10	11	5	2		4	11	4	1		6
2012-13	14	5	3		6	4	2	1		1	10	3	2		5
2013-14	24	9	8		7	9	4	2		3	15	5	6		4
TOTALS	507	143	96	219	49	253	78	46	105	24	254	65	50	114	25



DATE	OPPONENT	SCORER	SCORE	TIME
Oct. 12, 1983	at Pittsburgh	Lucien DeBlois	4-3 W	1:34
Dec. 1, 1983	at Los Angeles	Tim Watters	6-5 W	2:41
Dec. 30, 1983	NY Islanders	Paul MacLean	4-3 W	0:29
Jan. 18, 1984	at Pittsburgh	Paul MacLean (2)	5-4 W	1:28
Feb. 19, 1984	Washington	Doug Smail	4-3 W	1:55
Mar. 11, 1984	Quebec	Dale Hawerchuk	6-5 W	0:42
Mar. 12, 1984	at Toronto	Paul MacLean (3)	8-7 W	3:12
Dec. 11, 1984	Philadelphia	Paul MacLean (4)	5-4 W	3:58
Jan. 9, 1985	NY Rangers	Dale Hawerchuk (2)	6-5 W	3:50
Mar. 15, 1985	at Quebec	Paul MacLean (5)	3-2 W	4:41
Nov. 2, 1986	at NY Rangers	Paul MacLean (6)	5-4 W	3:23
Mar. 18, 1987	New Jersey	Brian Mullen	4-3 W	0:40
Oct. 30, 1987	Washington	Dale Hawerchuk (3)	3-2 W	2:15
Nov. 10, 1987	Calgary	Andrew McBain	4-3 W	3:48
Nov. 22, 1987	Edmonton	Dale Hawerchuk (4)	4-3 W	4:26
Dec. 1, 1987	at Los Angeles	Doug Smail (2)	7-6 W	3:26
Dec. 3, 1987	at Los Angeles	Iain Duncan	5-4 W	3:07
Dec. 26, 1987	Minnesota	Laurie Boschman	5-4 W	3:09
Feb. 23, 1988	at Pittsburgh	Mario Marois	4-3 W	2:40
Apr. 3, 1988	St. Louis	Ray Neufeld	5-4 W	2:05
Oct. 14, 1988	Vancouver	Laurie Boschman (2)	4-3 W	2:14
Nov. 16, 1988	at Edmonton	Pat Elynuik	2-1 W	0:46
Dec. 6, 1988	at Los Angeles	Pat Elynuik (2)	5-4 W	1:11
Feb. 17, 1989	New Jersey	Dave Ellett	3-2 W	2:43
Feb. 19, 1989	Hartford	Brent Ashton	7-6 W	3:23
Mar. 24, 1989	Calgary	Randy Carlyle	4-3 W	3:45
Nov. 8, 1989	Vancouver	Greg Paslawski	3-2 W	0:46
Nov. 18, 1989	at Philadelphia	Doug Smail (3)	1-0 W	1:32
Dec. 29, 1989	at Calgary	Thomas Steen	2-1 W	2:49
Mar. 17, 1990	at Toronto	Peter Taglianetti	5-4 W	4:52
Oct. 31, 1990	at Edmonton	Pat Elynuik (3)	1-0 W	0:23
Dec. 1, 1991	Chicago	Darrin Shannon	3-2 W	1:09
Nov. 27, 1992	San Jose	Thomas Steen (2)	3-2 W	1:29
Dec. 12, 1992	at NY Islanders	Russ Romaniuk	4-3 W	1:41
Oct. 16, 1993	Chicago	Nelson Emerson	1-0 W	0:41
Nov. 14, 1995	Chicago	Shane Doan	6-5 W	0:39
Feb. 23, 1996	Chicago	Dallas Drake	1-0 W	0:17
Oct. 28, 1996	at Montreal	Mike Gartner	5-4 W	1:45
Nov. 1, 1996	at Calgary	Jeremy Roenick	3-2 W	4:08
Nov. 28, 1996	New Jersey	Keith Tkachuk	4-3 W	4:08
Dec. 7, 1996	at New Jersey	Darrin Shannon (2)	4-3 W	2:03
Feb. 15, 1997	Boston	Jayson More	5-4 W	1:14
Nov. 20, 1998	at San Jose	Dallas Drake (2)	2-1 W	0:37
Nov. 21, 1998	Edmonton	Rick Tocchet	3-2 W	4:08
Nov. 10, 1999	Edmonton	Jyrki Lumme	5-4 W	1:51
Dec. 26, 1999	at Los Angeles	Jeremy Roenick (2)	3-2 W	3:18

DATE	OPPONENT	SCORER	SCORE	TIME
Jan. 23, 2000	San Jose	Jyrki Lumme (2)	3-2 W	4:16
Feb. 1, 2000	at San Jose	Keith Carney	1-0 W	1:32
Oct. 18, 2000	Florida	Joe Juneau	2-1 W	1:15
Oct. 21, 2000	at Vancouver	Jeremy Roenick (3)	3-2 W	0:16
Mar. 8, 2001	Vancouver	Shane Doan (2)	3-2 W	0:38
Oct. 8, 2001	at Calgary	Shane Doan (3)	2-1 W	0:28
Nov. 20, 2001	vs Minnesota	Claude Lemieux	2-1 W	4:36
Feb. 8, 2002	Los Angeles	Brian Savage	6-5 W	4:26
Feb. 12, 2002	Calgary	Daniel Briere	4-3 W	0:58
Nov. 3, 2002	Nashville	Daniel Briere (2)	2-1 W	4:20
Dec. 30, 2002	Edmonton	Daymond Langkow	4-3 W	4:31
Jan. 1, 2003	at Washington	Tony Amonte	2-1 W	1:20
Mar. 20, 2003	Edmonton	Teppo Numminen	3-2 W	2:53
Oct. 10, 2003	St. Louis	David Tanabe	2-1 W	4:38
Nov. 8, 2003	Anaheim	Radoslav Suchy	4-3 W	1:20
Nov. 13, 2003	Colorado	Branko Radivojevic	3-2 W	1:51
Mar. 22, 2004	at Minnesota	Mike Comrie	3-2 W	4:35
Apr. 3, 2004	Chicago	Krystofer Kolanos	2-1 W	2:55
Oct. 18, 2005	at Edmonton	Derek Morris	4-3 W	1:00
Oct. 25, 2005	St. Louis	Petr Nedved	5-4 W	1:51
Nov. 12, 2005	Anaheim	Zbynek Michalek	2-1 W	3:09
Dec. 11, 2005	at Boston	Ladislav Nagy	2-1 W	0:30
Dec. 29, 2005	Los Angeles	Keith Ballard	6-5 W	3:52
Apr. 1, 2006	at San Jose	Steven Reinprecht	4-3 W	3:55
Jan. 5, 2007	at Atlanta	Yanic Perreault	5-4 W	2:31
Feb. 22, 2007	Calgary	Shane Doan (4)	3-2 W	0:54
Nov. 7, 2007	at Anaheim	Shane Doan (5)	6-5 W	4:29
Jan. 24, 2008	Nashville	Zbynek Michalek (2)	4-3 W	4:31
Feb. 4, 2008	at Colorado	Radim Vrbata	4-3 W	3:23
Mar. 25, 2008	San Jose	Martin Hanzal	5-4 W	3:23
Mar. 30, 2009	Dallas	Petr Prucha	6-5 W	0:53
Oct. 15, 2009	St. Louis	Ed Jovanovski	3-2 W	3:37
Oct. 22, 2009	Detroit	Adrian Aucoin	3-2 W	1:57
Nov. 29, 2009	at Anaheim	Shane Doan (6)	3-2 W	1:18
Jan. 5, 2010	at Edmonton	Shane Doan (7)	5-4 W	1:37
Jan. 26, 2010	at Detroit	Shane Doan (8)	5-4 W	3:50
Feb. 9, 2011	Dallas	Radim Vrbata (2)	3-2 W	1:13
Feb. 22, 2011	at Philadelphia	Shane Doan (9)	3-2 W	2:41
Oct. 29, 2011	Los Angeles	Daymond Langkow (2)	3-2 W	4:16
Feb. 9, 2012	Calgary	Shane Doan (10)	2-1 W	3:05
Feb. 18, 2012	Dallas	Radim Vrbata (3)	2-1 W	1:15
Feb. 11, 2013	at Colorado	Shane Doan (11)	3-2 W	4:01
Nov. 12, 2013	at St. Louis	Oliver Ekman-Larsson	3-2 W	0:56
Dec. 21, 2013	at Ottawa	Antoine Vermette	4-3 W	2:23
Dec. 31, 2013	Edmonton	Keith Yandle	4-3 W	4:53

**Note, the NHL changed overtime to a 4-on-4 format beginning with the 1999-2000 season



DATE	OPPONENT	SCORER	SCORE	TIME	DATE	OPPONENT	SCORER	SCORE	TIME
Nov. 16, 1983	Buffalo	Mike Ramsey	6-5 L	0:17	Nov. 4, 2001	at Carolina	Josef Vasicek	1-0 L	0:52
Nov. 19, 1983	at Minnesota	Brian Bellows	8-7 L	2:53	Nov. 13, 2001	Edmonton	Ryan Smyth	5-4 L	2:51
Jan. 5, 1984	at Philadelphia	Ilkka Sinisalo	7-6 L	2:32	Jan. 17, 2002	at Colorado	Ville Nieminen	3-2 L	4:58
Feb. 27, 1984	Edmonton	Dave Hunter	6-5 L	2:10	Feb. 28, 2002	at Colorado	Chris Drury	2-1 L	3:15
Mar. 9, 1984	NY Rangers	Mark Osborne	6-5 L	0:43	Mar. 28, 2002	Anaheim	German Titov	2-1 L	3:58
Mar. 23, 1984	Vancouver	Tony Tanti	4-3 L	3:16	Oct. 28, 2002	at NY Rangers	Petr Nedved	3-2 L	2:20
Nov. 14, 1984	Pittsburgh	Mario Lemieux	4-3 L	3:54	Dec. 3, 2002	San Jose	Teemu Selanne	3-2 L	4:17
Nov. 3, 1985	St. Louis	Doug Gilmour	4-3 L	3:55	Dec. 26, 2002	at Los Angeles	Brad Chartrand	4-3 L	3:14
Mar. 20, 1987	at Vancouver	Tony Tanti (2)	6-5 L	1:03	Jan. 11, 2003	at Nashville	Scott Walker	4-3 L	0:37
Mar. 31, 1987	at Edmonton	Steve Smith	5-4 L	2:29	Mar. 31, 2003	Los Angeles	Steve Kelly	5-4 L	1:42
Feb. 21, 1988	Edmonton	Kevin Lowe	4-3 L	3:15	Nov. 9, 2003	at Anaheim	Petr Sykora	2-1 L	3:43
Mar. 24, 1988	at Boston	Ray Bourque	4-3 L	0:52	Dec. 29, 2003	NY Rangers	Tom Poti	3-2 L	1:00
Nov. 11, 1988	Chicago	Wayne Presley	6-5 L	1:59	Feb. 4, 2004	Florida	Olli Jokinen	5-4 L	3:22
Mar. 29, 1989	at Los Angeles	Marty McSorley	2-1 L	3:37	Feb. 25, 2004	Pittsburgh	Ric Jackman	4-3 L	1:48
Nov. 5, 1989	at Chicago	Dave Manson	4-3 L	3:18	Mar. 2, 2004	at Edmonton	Ryan Smyth	5-4 L	2:26
Feb. 20, 1990	Buffalo	Mike Hartman	4-3 L	2:06	Mar. 16, 2004	Anaheim	Sergei Fedorov	3-2 L	0:29
Mar. 12, 1990	at Calgary	Theoren Fleury	5-4 L	1:40	Nov. 6, 2005	at Chicago	Brent Seabrook	2-1 L	4:21
Mar. 18, 1990	at Buffalo	Phil Housley	4-3 L	2:03	Feb. 12, 2006	San Jose	Tom Preissing	5-4 L	1:54
Mar. 18, 1991	at Calgary	Carey Wilson	4-3 L	2:28	Dec. 9, 2006	Dallas	Jere Lehtinen	4-3 L	4:55
Mar. 28, 1991	at Vancouver	Geoff Courtnall	3-2 L	1:49	Feb. 15, 2007	Anaheim	Teemu Selanne (2)	5-4 L	1:53
Oct. 8, 1991	Vancouver	Geoff Courtnall (2)	3-2 L	3:32	Mar. 18, 2007	at Dallas	Mike Ribeiro	5-4 L	4:19
Nov. 1, 1991	Calgary	Robert Reichel	7-6 L	4:37	Feb. 2, 2008	at Nashville	Alexander Radulov	3-2 L	4:10
Nov. 14, 1991	at St. Louis	Lee Norwood	2-1 L	2:31	Nov. 22, 2008	at Philadelphia	Mike Richards	4-3 L	1:35
Feb. 17, 1992	at NY Islanders	Tom Fitzgerald	5-4 L	2:55	Dec. 16, 2008	at Dallas	Loui Eriksson	2-1 L	3:39
Oct. 8, 1992	at San Jose	Kelly Kisio	4-3 L	4:00	Dec. 23, 2008	at Colorado	Brett Clark	5-4 L	1:48
Dec. 5, 1992	Montreal	Vincent Damphousse	3-2 L	2:18	Mar. 10, 2009	at Detroit	Johan Franzen	3-2 L	3:35
Oct. 10, 1993	at Chicago	Dirk Graham	4-3 L	4:50	Nov. 19, 2009	at St. Louis	Erik Johnson	3-2 L	0:17
Oct. 29, 1993	Los Angeles	Rob Blake	4-3 L	3:07	Oct. 16, 2010	Detroit	Niklas Kronwall	2-1 L	4:44
Nov. 5, 1993	Ottawa	Bob Kudelski	7-6 L	1:33	Oct. 23, 2010	Carolina	Anton Babchuk	4-3 L	2:52
Dec. 18, 1993	at Calgary	Ron Stern	5-4 L	2:32	Oct. 25, 2010	at Montreal	Andrei Kostitsyn	3-2 L	1:25
Jan. 16, 1994	Tampa Bay	Mikael Andersson	3-2 L	0:09	Nov. 8, 2010	at Detroit	Henrik Zetterberg	3-2 L	1:23
Feb. 2, 1995	St. Louis	Brett Hull	5-4 L	3:32	Jan. 2, 2011	at Minnesota	Cam Barker	6-5 L	0:46
Mar. 28, 1995	at San Jose	Jeff Friesen	6-5 L	4:27	Jan. 8, 2011	Buffalo	Drew Stafford	2-1 L	3:12
Nov. 21, 1996	at St. Louis	Harry York	4-3 L	0:57	Mar. 8, 2011	Vancouver	Dan Hamhuis	4-3 L	2:13
Jan. 9, 1997	Detroit	Igor Larionov	5-4 L	0:58	Nov. 10, 2011	Montreal	Josh Gorges	3-2 L	1:45
Jan. 12, 1997	Buffalo	Jason Dawe	3-2 L	0:10	Dec. 28, 2011	Boston	Dennis Seidenberg	2-1 L	0:58
Feb. 8, 1997	Dallas	Pat Verbeek	5-4 L	3:50	Jan. 5, 2012	at Los Angeles	Drew Doughty	1-0 L	0:38
Oct. 8, 1997	Boston	Ted Donato	3-2 L	2:09	Jan. 30, 2013	vs. Edmonton	Nail Yakupov	2-1 L	3:52
Mar. 6, 1998	Carolina	Jeff O'Neill	5-4 L	2:34	Mar. 27, 2013	at Minnesota	Mikko Koivu	4-3 L	2:43
Jan. 1, 1999	Dallas	Brett Hull (2)	2-1 L	0:37	Apr. 12, 2013	at Calgary	Mark Giordano	3-2 L	4:36
Jan. 28, 2000	at Washington	Calle Johansson	3-2 L	4:59	Oct. 15, 2013	Ottawa	Cory Conacher	4-3 L	2:48
Mar. 17, 2000	Nashville	Greg Johnson	4-3 L	3:56	Nov. 21, 2013	Colorado	Ryan O'Reilly	4-3 L	4:18
Mar. 26, 2000	at Anaheim	Oleg Tverdovsky	4-3 L	3:47	Dec. 6, 2013	at Vancouver	Chris Higgins	3-2 L	3:41
Apr. 1, 2000	at Edmonton	Tom Poti	4-3 L	3:07	Dec. 23, 2013	at Buffalo	Mark Pysyk	2-1 L	3:47
Dec. 16, 2000	San Jose	Gary Suter	2-1 L	1:53	Dec. 28, 2013	at Anaheim	Saku Koivu	3-2 L	0:51
Feb. 7, 2001	Carolina	Jeff O'Neill (2)	2-1 L	0:25	Jan. 26, 2014	at Vancouver	Kevin Bieksa	5-4 L	2:15
Mar. 29, 2001	at Nashville	David Legwand	4-3 L	0:36	Mar. 24, 2014	at NY Rangers	Ryan McDonagh	4-3 L	1:56
Oct. 24, 2001	Anaheim	Mike Leclerc	3-2 L	1:49	Apr. 8, 2014	at Columbus	Ryan Johansen	4-3 L	3:33

**Note, the NHL changed overtime to a 4-on-4 format beginning with the 1999-2000 season



	OVERALL					HOME			ROAD		
	GP	W	L	GF/Shots	GA/Shots	GP	W	L	GP	W	L
2005-06	7	4	3	7/24	7/25	5	2	3	2	2	0
2006-07	7	5	2	8/26	6/29	4	3	1	3	2	1
2007-08	11	5	6	12/39	12/42	7	3	4	4	2	2
2008-09	6	3	3	10/28	11/28	6	3	3	0	0	0
2009-10	20	14	6	34/90	25/89	8	6	2	12	8	4
2010-11	11	5	6	13/39	13/37	6	3	3	5	2	3
2011-12	16	6	10	21/47	21/49	6	2	4	10	4	6
2012-13	10	4	6	8/29	12/29	3	2	1	7	2	5
2013-14	13	6	7	16/49	16/49	6	3	3	7	3	4
TOTALS	101	52	49	129/371	123/377	51	27	24	50	25	25

SHOOTOUT RESULTS

DATE	OPPONENT	DECIDING GOAL	GOALTENDERS	GF	GA	ROUNDS	SCORE
Oct. 13, 2005	Nashville	Paul Kariya	David LeNeveu/Chris Mason	0	1	3	5-4 L
Nov. 19, 2005	at San Jose	Geoff Sanderson	Curtis Joseph/Evgeni Nabokov	2	0	4	4-3 W
Jan. 12, 2006	at Buffalo	Geoff Sanderson (2)	Brian Boucher/Martin Biron	1	0	3	2-1 W
Jan. 21, 2006	Edmonton	Ladislav Nagy	Curtis Joseph/Jussi Markkanen	2	1	3	4-3 W
Jan. 29, 2006	Edmonton	Radek Dvorak	Curtis Joseph/Mike Morrison	1	2	6	4-3 L
Feb. 2, 2006	Los Angeles	Steven Reinprecht	Curtis Joseph/Mathieu Garon	1	0	3	2-1 W
Apr. 8, 2006	Dallas	Jussi Jokinen	Curtis Joseph/Johan Hedberg	0	2	3	3-2 L
Nov. 16, 2006	Chicago	Ladislav Nagy (2)	Curtis Joseph/Brian Boucher	2	1	3	3-2 W
Dec. 7, 2006	at Chicago	Shane Doan	Mikael Tellqvist/Nikolai Khabibulin	2	1	6	2-1 W
Dec. 14, 2006	Columbus	Mike Comrie	Mikael Tellqvist/Fredrik Norrena	1	0	3	5-4 W
Dec. 26, 2006	at Los Angeles	Anze Kopitar	Mikael Tellqvist/Barry Brust	0	2	3	4-3 L
Jan. 15, 2007	St. Louis	Ladislav Nagy (3)	Mikael Tellqvist/Manny Legace	2	1	4	5-4 W
Jan. 26, 2007	at Colorado	Ladislav Nagy (4)	Curtis Joseph/Peter Budaj	1	0	3	5-4 W
Mar. 24, 2007	Dallas	Jere Lehtinen	Curtis Joseph/Marty Turco	0	1	7	4-3 L
Nov. 23, 2007	at Anaheim	Shane Doan (2)	Ilya Bryzgalov/Jonas Hiller	2	0	2	4-3 W
Dec. 20, 2007	at San Jose	Peter Mueller	Ilya Bryzgalov/Evgeny Nabokov	1	0	3	3-2 W
Dec. 22, 2007	Vancouver	Taylor Pyatt	Ilya Bryzgalov/Roberto Luongo	1	2	4	2-1 L
Dec. 31, 2007	Colorado	Peter Mueller (2)	Ilya Bryzgalov/Peter Budaj	2	0	2	4-3 W
Jan. 5, 2008	Anaheim	Peter Mueller (3)	Ilya Bryzgalov/J.S. Giguere	1	0	3	3-2 W
Jan. 19, 2008	Chicago	Patrick Kane	Ilya Bryzgalov/Patrick Lalime	0	2	2	2-1 L
Feb. 5, 2008	at Calgary	Jarome Iginla	Ilya Bryzgalov/Miikka Kiprusoff	0	1	3	4-3 L
Feb. 22, 2008	Colorado	Cody McLeod	Mikael Tellqvist/Jose Theodore	2	3	12	3-2 L
Mar. 11, 2008	Anaheim	Radim Vrbata	Ilya Bryzgalov/J.S. Giguere	1	0	3	3-2 W
Mar. 20, 2008	Los Angeles	Patrick O'Sullivan	Mikael Tellqvist/Erik Ersberg	0	1	4	6-5 L
Apr. 6, 2008	at Anaheim	Ryan Getzlaf	Ilya Bryzgalov/Jonas Hiller	2	3	4	3-2 L
Nov. 18, 2008	Chicago	Jonathan Toews	Ilya Bryzgalov/Nikolai Khabibulin	0	2	2	3-2 L
Dec. 13, 2008	Detroit	Jiri Hudler	Ilya Bryzgalov/Chris Osgood	1	2	4	5-4 L
Jan. 10, 2009	Dallas	Kyle Turris	Ilya Bryzgalov/Marty Turco	3	2	5	1-0 W
Feb. 19, 2009	Atlanta	Daniel Carcillo	Mikael Tellqvist/Kari Lehtonen	2	1	8	4-3 W
Mar. 19, 2009	Anaheim	Bobby Ryan	Ilya Bryzgalov/Jonas Hiller	1	2	5	3-2 L
Apr. 11, 2009	Anaheim	Viktor Tikhonov	Ilya Bryzgalov/J.S. Giguere	3	2	4	5-4 W
Oct. 12, 2009	at San Jose	Lauri Korpikoski	Ilya Bryzgalov/Evgeni Nabokov	2	1	3	1-0 W
Oct. 31, 2009	Anaheim	Radim Vrbata (2)	Ilya Bryzgalov/Jonas Hiller	1	0	3	3-2 W
Dec. 10, 2009	at Los Angeles	Justin Williams	Ilya Bryzgalov/Jonathan Quick	3	4	8	3-2 L
Dec. 17, 2009	at Columbus	Robert Lang	Jason LaBarbera/Mathieu Garon	2	1	3	2-1 W
Dec. 28, 2009	at San Jose	Joe Pavelski	Ilya Bryzgalov/Evgeni Nabokov	0	1	3	3-2 L
Dec. 29, 2009	Vancouver	Lauri Korpikoski (2)	Jason LaBarbera/Roberto Luongo	1	0	3	3-2 W
Dec. 31, 2009	San Jose	Ryane Clowe	Ilya Bryzgalov/Thomas Greiss	0	1	6	3-2 L
Jan. 9, 2010	NY Islanders	Matt Moulson	Jason LaBarbera/Dwayne Roloson	2	3	6	5-4 L
Jan. 28, 2010	Calgary	Robert Lang (2)	Ilya Bryzgalov/Miikka Kiprusoff	2	0	2	3-2 W
Feb. 2, 2010	at Nashville	Adrian Aucoin	Ilya Bryzgalov/Pekka Rinne	2	1	10	1-0 W
Feb. 5, 2010	at Chicago	Adrian Aucoin (2)	Jason LaBarbera/Cristobal Huet	2	1	3	2-1 W
Mar. 10, 2010	Vancouver	Adrian Aucoin (3)	Ilya Bryzgalov/Andrew Raycroft	4	3	6	4-3 W
Mar. 14, 2010	at Atlanta	Adrian Aucoin (4)	Jason LaBarbera/Ondrej Pavelec	2	1	4	3-2 W
Mar. 18, 2010	at Florida	Radim Vrbata (3)	Ilya Bryzgalov/Tomas Vokoun	2	1	3	4-3 W
Mar. 20, 2010	Chicago	Radim Vrbata (4)	Ilya Bryzgalov/Antti Niemi	1	0	3	5-4 W
Mar. 21, 2010	at Dallas	Adrian Aucoin (5)	Jason LaBarbera/Marty Turco	2	1	4	3-2 W
Mar. 25, 2010	at Nashville	David Legwand	Ilya Bryzgalov/Pekka Rinne	1	2	3	4-3 L
Apr. 3, 2010	Edmonton	Matthew Lombardi	Ilya Bryzgalov/Jeff Deslauriers	1	0	8	3-2 W
Apr. 8, 2010	at Los Angeles	Adrian Aucoin (6)	Jason LaBarbera/Jonathan Quick	2	1	4	3-2 W
Apr. 10, 2010	at San Jose	Logan Couture	Ilya Bryzgalov/Evgeni Nabokov	2	3	5	3-2 L
Nov. 6, 2010	Pittsburgh	Mark Letestu	Ilya Bryzgalov/Brent Johnson	0	1	6	4-3 L
Nov. 19, 2010	at Edmonton	Eric Belanger	Ilya Bryzgalov/Devan Dubnyk	3	2	10	4-3 W
Dec. 4, 2010	Florida	Michael Frolik	Ilya Bryzgalov/Scott Clemmensen	2	3	10	2-1 L
Dec. 16, 2010	at N.Y. Rangers	Erik Christensen	Jason LaBarbera/Martin Biron	0	1	6	4-3 L
Dec. 18, 2010	at N.Y. Islanders	Radim Vrbata (5)	Jason LaBarbera/Nathan Lawson	3	1	5	4-3 W
Feb. 12, 2011	Chicago	Radim Vrbata (6)	Ilya Bryzgalov/Corey Crawford	1	0	6	3-2 W
Feb. 27, 2011	at Chicago	Jonathan Toews	Ilya Bryzgalov/Corey Crawford	0	1	6	4-3 L
Mar. 5, 2011	Detroit	Radim Vrbata (7)	Ilya Bryzgalov/Jimmy Howard	1	0	6	5-4 W
Mar. 29, 2011	Dallas	Ray Whitney	Ilya Bryzgalov/Kari Lehtonen	2	1	10	2-1 W
Apr. 1, 2011	Colorado	Ryan O'Reilly	Ilya Bryzgalov/Peter Budaj	0	1	5	4-3 L
Apr. 6, 2011	at Los Angeles	Jarret Stoll	Ilya Bryzgalov/Jonathan Quick	1	2	6	3-2 L
Oct. 10, 2011	at Dallas	Mike Ribeiro	Mike Smith/Kari Lehtonen	1	2	6	2-1 L
Oct. 25, 2011	Dallas	Trevor Daley	Mike Smith/Kari Lehtonen	1	2	16	2-1 L



DATE	OPPONENT	DECIDING GOAL	GOALTENDERS	GF	GA	ROUNDS	SCORE
Nov. 15, 2011	at Toronto	Patrick O'Sullivan	Mike Smith/Ben Scrivens	2	0	4	3-2 W
Dec. 5, 2011	at Chicago	Oliver Ekman-Larsson	Mike Smith/Ray Emery	2	0	4	4-3 W
Jan. 10, 2012	at N.Y. Rangers	Derek Stepan	Mike Smith/Henrik Lundqvist	1	2	12	2-1 L
Jan. 12, 2012	at Detroit	Henrik Zetterberg	Mike Smith/Jimmy Howard	1	2	8	3-2 L
Jan. 19, 2012	Detroit	Todd Bertuzzi	Mike Smith/Jimmy Howard	0	1	6	3-2 L
Feb. 13, 2012	at Vancouver	Ryan Kesler	Jason LaBarbera/Roberto Luongo	3	4	12	1-2 L
Feb. 21, 2012	Los Angeles	Mikkel Boedker	Mike Smith/Jonathan Quick	1	2	6	5-4 W
Feb. 23, 2012	at Calgary	Ray Whitney (2)	Mike Smith/Mikka Kiprusoff	1	0	5	4-3 W
Feb. 28, 2012	Vancouver	Ray Whitney (3)	Mike Smith/Cory Schneider	2	0	5	2-1 W
Mar. 8, 2012	Minnesota	Dany Heatley	Jason LaBarbera/Matt Hackett	2	3	10	3-2 L
Mar. 12, 2012	Nashville	Andrei Kostitsyn	Mike Smith/Pekka Rinne	0	1	5	5-4 L
Mar. 18, 2012	at Edmonton	Ray Whitney (4)	Mike Smith/Devan Dubnyk	2	1	5	3-2 W
Mar. 20, 2012	at Dallas	Mike Ribeiro	Mike Smith/Kari Lehtonen	0	1	6	4-3 L
Mar. 24, 2012	at San Jose	Michal Handzus	Mike Smith/Antti Niemi	0	2	4	4-3 L
Feb. 1, 2013	at Dallas	Jaromir Jagr	Mike Smith/ Kari Lehtonen	1	2	8	4-3 L
Feb. 9, 2013	at San Jose	Mikkel Boedker	Mike Smith/ Antti Niemi	2	0	4	1-0 W
Feb. 23, 2013	at Edmonton	Sam Gagner	Mike Smith/ Nikolai Khabibulin	0	2	4	3-2 L
Mar. 2, 2013	Anaheim	Steve Sullivan	Mike Smith/ Viktor Fasth	1	0	6	5-4 W
Mar. 4, 2013	Anaheim	Oliver Ekman-Larsson	Mike Smith/ Jonas Hiller	2	1	10	5-4 W
Mar. 16, 2013	at Columbus	Artem Anisimov	Mike Smith/ Sergei Bobrovsky	0	2	4	1-0 L
Mar. 30, 2013	at San Jose	Logan Couture	Jason LaBarbera/ Antti Niemi	0	1	6	3-2 L
Apr. 18, 2013	at St. Louis	Andy McDonald	Chad Johnson/ Brian Elliott	0	1	6	2-1 L
Apr. 20, 2013	at Chicago	David Schlemko	Mike Smith/ Corey Crawford	2	1	6	3-2 W
Apr. 26, 2013	Anaheim	Matt Duchene	Mike Smith/ Semyon Varlamov	0	2	4	5-4 L
Oct. 18, 2013	at Anaheim	Jakob Silfverberg	Mike Smith/ Jonas Hiller	3	4	6	3-2 L
Oct. 31, 2013	Nashville	Mikkel Boedker	Thomas Greiss/ Carter Hutton	1	0	5	5-4 W
Nov. 2, 2013	at San Jose	Antoine Vermette	Mike Smith/ Antti Niemi	2	1	5	3-2 W
Nov. 5, 2013	Vancouver	Antoine Vermette	Mike Smith/ Roberto Luongo	2	1	6	3-2 W
Nov. 9, 2013	Washington	Antoine Vermette	Mike Smith/ Michal Neuvirth	2	0	2	4-3 W
Nov. 14, 2013	at Chicago	Brandon Pirri	Mike Smith/ Corey Crawford	1	2	4	5-4 L
Dec. 19, 2013	at Toronto	Joffrey Lupul	Mike Smith/ James Reimer	1	2	3	2-1 L
Dec. 27, 2013	San Jose	Patrick Marleau	Mike Smith/ Antti Niemi	1	2	3	4-3 L
Feb. 27, 2014	at Winnipeg	Olli Jokinen	Mike Smith/ Ondrej Pavelec	1	2	4	3-2 L
Mar. 10, 2014	at Tampa Bay	Radim Vrbata	Mike Smith/ Ben Bishop	1	0	3	4-3 W
Mar. 27, 2014	at New Jersey	Mikkel Boedker	Thomas Greiss/ Martin Brodeur	1	0	3	3-2 W
Apr. 1, 2014	Winnipeg	Andrew Ladd	Thomas Greiss/ Ondrej Pavelec	0	1	3	2-1 L
Apr. 4, 2014	Edmonton	Sam Gagner	Thomas Greiss/ Ben Scrivens	0	1	4	3-2 L

SPECIAL TEAMS

POWER PLAY

	OPP	GF	PCT	RANK
1979-80	336	63	18.8	16/21
1980-81	345	60	17.4	21/21
1981-82	328	74	22.6	11/21
1982-83	317	71	22.4	10/21
1983-84	374	80	21.4	13/21
1984-85	315	75	23.8	5/21
1985-86	356	72	20.2	17/21
1986-87	400	52	17.3	19/21
1987-88	432	110	25.5	2/21
1988-89	357	79	22.1	5/21
1989-90	347	65	18.7	17/21
1990-91	381	74	19.4	11/21
1991-92	435	91	20.9	7/22
1992-93	467	98	21.0	8/24
1993-94	423	82	19.4	11/26
1994-95	219	42	19.2	9/26
1995-96	417	82	19.7	6/26
1996-97	359	65	18.1	6/26
1997-98	384	57	14.8	14/26
1998-99	342	41	12.0	26/27
1999-00	310	37	11.9	27/28
2000-01	343	57	16.6	14/30
2001-02	340	53	15.6	14/30
2002-03	385	55	14.3	21/30
2003-04	358	51	14.2	26/30
2005-06	541	96	17.7	19/30
2006-07	400	66	16.5	22/30
2007-08	339	63	18.6	11/30
2008-09	344	50	14.5	28/30
2009-10	314	46	14.6	28/30
2010-11	289	46	15.9	23/30
2011-12	251	34	13.6	29/30
2012-13	169	25	14.8	25/30
2013-14	282	56	19.9	4/30

PENALTY KILLING

	TS	GA	PCT	RANK
1979-80	275	63	77.1	13/21
1980-81	261	67	74.3	18/21
1981-82	249	61	75.5	16/21
1982-83	294	78	73.5	17/21
1983-84	341	86	74.8	19/21
1984-85	319	70	78.1	11/21
1985-86	335	83	75.2	18/21
1986-87	324	53	83.6	1/21
1987-88	444	94	78.8	13/21
1988-89	374	82	78.1	14/21
1989-90	333	57	82.9	3/21
1990-91	351	57	83.8	3/21
1991-92	428	68	84.1	3/22
1992-93	438	80	81.7	11/24
1993-94	445	91	79.6	23/26
1994-95	235	40	83.0	13/26
1995-96	430	88	79.5	23/26
1996-97	334	47	85.9	5/26
1997-98	408	66	83.8	21/26
1998-99	348	45	87.1	5/27
1999-00	306	43	85.9	9/28
2000-01	432	64	85.2	8/30
2001-02	356	60	83.1	21/30
2002-03	412	77	81.3	27/30
2003-04	398	71	82.2	23/30
2005-06	513	98	80.9	22/30
2006-07	425	92	78.4	29/30
2007-08	332	64	80.7	24/30
2008-09	293	68	76.8	28/30
2009-10	317	49	84.5	6/30
2010-11	296	64	78.4	26/30
2011-12	249	36	85.5	8/30
2012-13	169	34	79.9	22/30
2013-14	272	57	79.0	26/30

PENALTY MINUTES

	MINS	AVG	RANK
1979-80	1251	15.6	8/21
1980-81	1191	14.9	1/21
1981-82	1314	16.4	18/21
1982-83	1089	13.6	3/21
1983-84	1579	19.7	15/21
1984-85	1540	19.3	14/21
1985-86	1774	22.2	13/21
1986-87	1537	19.2	2/21
1987-88	2278	28.5	16/21
1988-89	1843	23.0	8/21
1989-90	1629	20.4	4/21
1990-91	1675	20.9	3/21
1991-92	1907	23.8	13/22
1992-93	1851	22.0	13/24
1993-94	2143	25.5	26/26
1994-95	1141	23.8	24/26
1995-96	1622	19.8	13/26
1996-97	1582	19.3	15/26
1997-98	1602	19.5	15/26
1998-99	1412	17.2	20/27
1999-00	940	11.5	7/28
2000-01	1337	16.3	21/30
2001-02	1154	14.1	10/30
2002-03	1433	17.5	28/30
2003-04	1300	15.9	23/30
2005-06	1493	18.4	27/30
2006-07	1417	17.6	29/30
2007-08	1175	14.3	24/30
2008-09	1092	13.3	11/30
2009-10	905	11.3	5/30
2010-11	863	10.5	9/30
2011-12	757	9.2	3/30
2012-13	504	10.5	7/30
2013-14	810	9.9	8/30

SHORTHANDED

	GF	GA
1979-80	4	10
1980-81	8	15
1981-82	4	11
1982-83	10	7
1983-84	13	18
1984-85	12	17
1985-86	13	14
1986-87	6	9
1987-88	11	17
1988-89	15	13
1989-90	14	7
1990-91	8	12
1991-92	7	6
1992-93	3	14
1993-94	13	17
1994-95	7	6
1995-96	10	12
1996-97	9	14
1997-98	10	6
1998-99	8	5
1999-00	14	7
2000-01	9	6
2001-02	8	6
2002-03	4	11
2003-04	9	8
2005-06	9	11
2006-07	5	13
2007-08	11	12
2008-09	5	4
2009-10	3	7
2010-11	5	6
2011-12	6	6
2012-13	2	2
2013-14	3	5



DATE	OPPONENT	PLAYER	GOALTENDER	RESULT
Oct. 19, 1979	Minnesota	Peter Sullivan	Gary Edwards	Failed
Jan. 1, 1985	Calgary	Bengt Lundholm	Reggie Lemelin	Failed
Oct. 13, 1985	Quebec	Doug Smail	Richard Sevigny	Failed
Dec. 11, 1988	at Vancouver	Brent Ashton	Kirk McLean	Scored
Dec. 17, 1988	at Washington	Dale Hawerchuk	Clint Malarchuk	Failed
Oct. 10, 1989	at Pittsburgh	Doug Smail	Tom Barrasso	Failed
Nov. 27, 1991	NY Rangers	Troy Murray	Mike Richter	Failed
Dec. 19, 1992	at St. Louis	Phil Housley	Curtis Joseph	Failed
Feb. 23, 1993	at Ottawa	Stu Barnes	Peter Sidorkiewicz	Failed
Mar. 9, 1993	at Tampa Bay	Teemu Selanne	Wendell Young	Scored
Feb. 6, 1995	at Calgary	Teemu Selanne	Trevor Kidd	Failed
Nov. 18, 1996	Detroit	Mike Hudson	Chris Osgood	Failed
Jan. 24, 1998	Edmonton	Keith Tkachuk	Bob Essensa	Failed
Mar. 25, 1999	Washington	Robert Reichel	Rick Tabaracci	Failed
Dec. 2, 1999	Tampa Bay	Jeremy Roenick	Dan Cloutier	Scored
Jan. 12, 2000	Pittsburgh	Keith Tkachuk	J-Sebastien Aubin	Scored
Mar. 17, 2000	Nashville	Jeremy Roenick	Tomas Vokoun	Scored
Feb. 28, 2001	at Columbus	Jeremy Roenick	Marc Denis	Failed
Mar. 30, 2002	Colorado	Krystofer Kolanos	Patrick Roy	Scored
Apr. 9, 2002	at Calgary	Michal Handzus	Roman Turek	Failed

DATE	OPPONENT	PLAYER	GOALTENDER	RESULT
Mar. 14, 2003	Chicago	Mike Johnson	Jocelyn Thibault	Failed
Mar. 14, 2004	at Colorado	Mike Comrie	Tommy Salo	Failed
Apr. 3, 2004	Chicago	Ivan Novoseltsev	Adam Munro	Failed
Oct. 8, 2005	Minnesota	Ladislav Nagy	Dwayne Roloson	Scored
Oct. 17, 2005	at Calgary	Oleg Saprykin	Miikka Kiprusoff	Failed
Nov. 25, 2005	at Dallas	Mike Comrie	Marty Turco	Failed
Nov. 26, 2005	Vancouver	Shane Doan	Alexander Auld	Failed
Dec. 29, 2005	Los Angeles	Ladislav Nagy	Jason LaBarbera	Failed
Mar. 18, 2007	Dallas	Shane Doan	Marty Turco	Failed
Dec. 29, 2007	Detroit	Radim Vrbata	Chris Osgood	Scored
Jan. 10, 2008	at Edmonton	Shane Doan	Mathieu Garon	Failed
Feb. 10, 2008	Nashville	Keith Yandle	Dan Ellis	Failed
Nov. 14, 2009	Dallas	Shane Doan	Marty Turco	Failed
Mar. 20, 2010	Chicago	Matthew Lombardi	Antti Niemi	Failed
Feb. 19, 2011	at Nashville	Shane Doan	Pekka Rinne	Failed
Nov. 21, 2011	at Washington	Lauri Korpikoski	Tomas Vokoun	Scored
Mar. 10, 2012	San Jose	Ray Whitney	Antti Niemi	Failed
Mar. 18, 2012	at Edmonton	Keith Yandle	Devan Dubnyk	Failed
Mar. 25, 2013	Detroit	Lauri Korpikoski	Jonas Gustavsson	Failed

PENALTY SHOTS AGAINST 18 GOALS, 49 CHANCES

DATE	OPPONENT	PLAYER	GOALTENDER	RESULT
Dec. 14, 1980	NY Islanders	Anders Kallur	Pierre Hamel	Failed
Feb. 6, 1981	at Edmonton	Wayne Gretzky	Pierre Hamel	Failed
Dec. 19, 1983	at Calgary	Doug Risebrough	Doug Soetaert	Scored
Feb. 23, 1985	at Montreal	Chris Nilan	Brian Hayward	Scored
Oct. 16, 1985	at Detroit	Gerard Gallant	Brian Hayward	Scored
Dec. 28, 1986	Minnesota	Kent Nilsson	Eldon Reddick	Failed
Oct. 25, 1987	Los Angeles	Luc Robitaille	Eldon Reddick	Scored
Mar. 10, 1988	at Calgary	Hakan Loob	Daniel Berthiaume	Failed
Nov. 29, 1988	NY Rangers	Guy Lafleur	Eldon Reddick	Failed
Jan. 31, 1989	at St. Louis	Doug Evans	Daniel Berthiaume	Scored
Feb. 13, 1989	at Detroit	Steve Yzerman	Bob Essensa	Scored
Feb. 28, 1992	at Vancouver	Pavel Bure	Rick Tabaracci	Scored
Feb. 1, 1993	at Ottawa	Laurie Boschman	Mike O'Neill	Scored
Oct. 31, 1993	Calgary	Paul Ranheim	Bob Essensa	Scored
Nov. 3, 1993	St. Louis	Philippe Bozon	Bob Essensa	Failed
Mar. 29, 1994	at San Jose	Sergei Makarov	Tim Cheveldae	Scored
Mar. 22, 1995	at Detroit	Bob Errey	Nikolai Khabibulin	Failed
Apr. 8, 1995	at Toronto	Dave Andreychuk	Tim Cheveldae	Failed
Feb. 1, 1996	at Colorado	Peter Forsberg	Tim Cheveldae	Failed
Feb. 26, 1996	Los Angeles	Kevin Stevens	Nikolai Khabibulin	Failed
Dec. 3, 1997	at Tampa Bay	Dino Ciccarelli	Nikolai Khabibulin	Failed
Jan. 26, 1998	Vancouver	Pavel Bure	Nikolai Khabibulin	Scored
Jan. 10, 2000	at NY Islanders	Brad Isbister	Sean Burke	Scored
Oct. 27, 2001	Colorado	Greg de Vries	Sean Burke	Failed
Jan. 27, 2004	Calgary	Shean Donovan	Sean Burke	Scored

DATE	OPPONENT	PLAYER	GOALTENDER	RESULT
Feb. 2, 2004	Columbus	David Vyborny	Brian Boucher	Scored
Oct. 8, 2005	Minnesota	Alexandre Daigle	Curtis Joseph	Failed
Nov. 10, 2005	Calgary	Jarome Iginla	Curtis Joseph	Scored
Mar. 4, 2006	Detroit	Nicklas Lidstrom	Philippe Sauve	Failed
Mar. 7, 2006	at Detroit	Mark Mowers	Curtis Joseph	Failed
Oct. 24, 2006	at Calgary	Daymond Langkow	Curtis Joseph	Failed
Nov. 3, 2006	at Anaheim	Andy McDonald	Curtis Joseph	Scored
Feb. 19, 2007	at Nashville	Jean-Pierre Dumont	Curtis Joseph	Scored
Mar. 8, 2007	Vancouver	Daniel Sedin	Curtis Joseph	Failed
Oct. 30, 2007	at St. Louis	Lee Stempniak	Mikael Tellqvist	Failed
Nov. 12, 2007	at San Jose	Joe Pavelski	Mikael Tellqvist	Failed
Jan. 19, 2008	Chicago	Rene Bourque	Ilya Bryzgalov	Failed
Dec. 19, 2009	at Anaheim	Todd Marchant	Ilya Bryzgalov	Failed
Jan. 7, 2010	at Vancouver	Mason Raymond	Ilya Bryzgalov	Failed
Dec. 26, 2010	at Dallas	Loui Eriksson	Jason LaBarbera	Failed
Feb. 25, 2011	at Columbus	RJ Umberger	Ilya Bryzgalov	Failed
Mar. 8, 2011	Vancouver	Alex Burrows	Ilya Bryzgalov	Failed
Mar. 17, 2011	at Edmonton	Andrew Coglian	Ilya Bryzgalov	Failed
Oct. 15, 2011	vs. Winnipeg	Nik Antropov	Mike Smith	Failed
Dec. 31, 2011	at Minnesota	Matt Cullen	Curtis McElhinney	Scored
Jan. 10, 2012	at N.Y. Rangers	Marian Gaborik	Mike Smith	Failed
Mar. 6, 2013	at Anaheim	Andrew Coglian	Jason LaBarbera	Failed
Oct. 11, 2013	at Philadelphia	Adam Hall	Thomas Greiss	Failed
Nov. 23, 2013	Anaheim	Emerson Etem	Mike Smith	Failed



DATE	OPPONENT	RESULT	PLAYER	G
Dec. 15, 1979	Montreal	6-2 W	Willy Lindstrom	3
Mar. 26, 1980	Hartford	7-0 W	Dave Christian	3
Oct. 17, 1980	Chicago	6-2 W	Morris Lukowich	3
Nov. 2, 1980	Washington	4-4 T	Norm Dupont	3
Feb. 12, 1981	at NY Rangers	8-6 L	Dave Christian	3
Oct. 25, 1981	Los Angeles	9-4 W	Dale Hawerchuk	3
Mar. 2, 1982	at Philadelphia	7-6 W	Willy Lindstrom	5
Mar. 13, 1982	at Toronto	10-2 W	Dale Hawerchuk	3
Oct. 24, 1982	Edmonton	9-5 W	Dale Hawerchuk	3
Feb. 4, 1983	Pittsburgh	6-4 W	Dale Hawerchuk	3
Feb. 25, 1983	Hartford	5-3 W	Dale Hawerchuk	3
Mar. 23, 1983	Edmonton	7-4 W	Lucien DeBlois	3
Mar. 30, 1983	Los Angeles	10-5 W	Ron Wilson	4
Apr. 3, 1983	Detroit	8-3 W	Thomas Steen	3
Oct. 5, 1983	Detroit	6-6 T	Scott Arniel	3
Dec. 14, 1983	at Toronto	8-4 W	Dale Hawerchuk	3
Jan. 18, 1984	at Pittsburgh	5-4 W	Paul MacLean	3
Mar. 6, 1984	at Los Angeles	7-3 W	Paul MacLean	3
Nov. 24, 1984	at Los Angeles	9-5 W	Laurie Boschman	3
Dec. 14, 1984	Toronto	6-4 W	Dale Hawerchuk	3
Jan. 4, 1985	at Edmonton	7-4 L	Dale Hawerchuk	3
Jan. 21, 1985	Pittsburgh	7-6 W	Dale Hawerchuk	3
Oct. 23, 1985	Edmonton	9-3 W	Perry Turnbull	3
Mar. 19, 1986	Montreal	6-4 W	Brian Mullen	3
Mar. 31, 1986	at Los Angeles	5-2 W	Ray Neufeld	3
Nov. 2, 1986	at NY Rangers	5-4 W	Paul MacLean	3
Nov. 9, 1986	New Jersey	8-1 W	Thomas Steen	3
Nov. 13, 1986	at Los Angeles	6-5 W	Paul MacLean	3
Feb. 20, 1987	Boston	6-2 W	Doug Smail	3
Mar. 25, 1987	Calgary	10-1 W	Doug Smail	3
Nov. 1, 1987	Vancouver	7-3 W	Ray Neufeld	3
Nov. 25, 1987	at Detroit	10-8 L	Paul MacLean	3
Dec. 28, 1987	at Los Angeles	5-2 W	Ray Neufeld	3
Feb. 3, 1988	Calgary	9-0 W	Laurie Boschman	3
Feb. 6, 1988	at Minnesota	8-8 T	Dale Hawerchuk	3
Mar. 5, 1988	at Toronto	10-1 W	Paul MacLean	3
Mar. 9, 1988	Calgary	6-6 T	Paul MacLean	4
Nov. 8, 1988	at Quebec	8-4 W	Dale Hawerchuk	3
Nov. 20, 1988	Edmonton	7-4 W	Iain Duncan	3
Nov. 20, 1988	Edmonton	7-4 W	Andrew McBain	3
Jan. 26, 1989	at NY Islanders	8-6 L	Dale Hawerchuk	3
Feb. 19, 1989	Hartford	7-6 W	Brent Ashton	3
Mar. 18, 1989	at Toronto	10-2 W	Thomas Steen	3
Nov. 11, 1991	Los Angeles	6-2 W	Stu Barnes	3
Oct. 14, 1992	Edmonton	7-3 W	Teemu Selanne	3
Nov. 17, 1992	at Tampa Bay	6-5 W	Evgeny Davydov	3
Dec. 11, 1992	at Washington	8-6 L	Teemu Selanne	3
Feb. 22, 1993	Ottawa	6-3 W	Thomas Steen	3
Feb. 28, 1993	Minnesota	7-6 W	Teemu Selanne	4
Mar. 2, 1993	Quebec	7-4 L	Teemu Selanne	3
Mar. 9, 1993	at Tampa Bay	4-2 W	Teemu Selanne	3

DATE	OPPONENT	RESULT	PLAYER	G
Oct. 6, 1993	Washington	6-4 W	Teemu Selanne	3
Oct. 23, 1993	at Philadelphia	9-6 W	Keith Tkachuk	3
Nov. 9, 1993	at NY Islanders	5-2 W	Alexei Zhamnov	3
Nov. 30, 1993	at Los Angeles	8-6 W	Alexei Zhamnov	3
Dec. 23, 1993	Quebec	5-2 W	Teemu Selanne	3
Feb. 11, 1995	at St. Louis	3-2 W	Alexei Zhamnov	3
Mar. 28, 1995	at San Jose	6-5 L	Nelson Emerson	3
Apr. 1, 1995	at Los Angeles	7-7 T	Alexei Zhamnov	5
Oct. 7, 1995	Dallas	7-5 W	Igor Korolev	3
Dec. 12, 1995	Montreal	6-5 L	Eddie Olczyk	3
Dec. 15, 1995	Edmonton	9-4 W	Teemu Selanne	4
Feb. 1, 1996	at Colorado	6-4 L	Alexei Zhamnov	3
Mar. 26, 1996	at Dallas	8-2 W	Keith Tkachuk	4
Oct. 7, 1996	at Boston	5-2 W	Mike Gartner	3
Nov. 28, 1996	New Jersey	4-3 W	Keith Tkachuk	3
Feb. 18, 1997	Los Angeles	6-1 W	Jim McKenzie	3
Mar. 20, 1997	at Chicago	4-2 W	Keith Tkachuk	4
Dec. 1, 1997	at Florida	3-2 W	Keith Tkachuk	3
Dec. 26, 1997	at San Jose	4-0 W	Keith Tkachuk	3
Apr. 3, 1998	Anaheim	6-3 W	Keith Tkachuk	3
Mar. 7, 1999	Nashville	4-3 W	Keith Tkachuk	3
Nov. 25, 1999	New Jersey	4-2 W	Jeremy Roenick	3
Nov. 26, 1999	Colorado	7-0 W	Jeremy Roenick	3
Dec. 20, 2000	Calgary	4-2 W	Keith Tkachuk	3
Feb. 23, 2001	at Buffalo	7-3 W	Jeremy Roenick	3
Oct. 13, 2001	Washington	5-2 W	Daymond Langkow	3
Jan. 24, 2003	at Edmonton	5-1 W	Daymond Langkow	3
Nov. 27, 2003	Los Angeles	6-4 W	Ladislav Nagy	3
Dec. 3, 2005	Carolina	8-4 W	Ladislav Nagy	3
Apr. 1, 2006	at San Jose	4-3 W	Steven Reinprecht	3
Dec. 30, 2006	San Jose	8-0 W	Jeremy Roenick	3
Oct. 11, 2007	at Nashville	6-3 W	Fredrik Sjostrom	3
Nov. 7, 2007	at Anaheim	6-5 W	Peter Mueller	3
Jan. 2, 2008	at Colorado	5-2 W	Steven Reinprecht	3
Jan. 24, 2008	vs. Nashville	4-3 W (OT)	Radim Vrbata	3
Feb. 5, 2008	at Calgary	4-3 L (SO)	Peter Mueller	3
Apr. 4, 2008	at Dallas	4-2 W	Daniel Carcillo	3
Dec. 4, 2008	Toronto	6-3 W	Martin Hanzal	3
Feb. 21, 2009	at Los Angeles	6-3 W	Olli Jokinen	3
Jan. 21, 2010	Nashville	4-2 W	Scottie Upshall	3
Oct. 21, 2010	Los Angeles	4-2 W	Lee Stempniak	3
Nov. 3, 2010	Nashville	4-3 W	Ed Jovanovski	3
Nov. 12, 2010	Calgary	5-4 W	Vernon Fiddler	3
Nov. 13, 2010	St. Louis	5-3 W	Ray Whitney	3
Jan. 7, 2012	N.Y. Islanders	5-1 W	Shane Doan	3
Jan. 23, 2013	Columbus	5-1 W	Steve Sullivan	3
Apr. 27, 2013	at Anaheim	5-3 W	Radim Vrbata	3
Oct. 3, 2013	N.Y. Rangers	4-1 W	Radim Vrbata	3
Dec. 21, 2013	at Ottawa	4-3 W (OT)	Antoine Vermette	3
Jan. 26, 2014	at Vancouver	5-4 L (OT)	Antoine Vermette	3



DATE	OPPONENT	RESULT	SAVES	GOALTENDER
Feb. 12, 1980	at NY Islanders	0-0 T	20	Markus Mattsson
Mar. 26, 1980	Hartford	7-0 W	27	Markus Mattsson
Jan. 31, 1981	at Toronto	2-0 W	38	Markus Mattsson
Jan. 20, 1982	Washington	3-0 W	21	Doug Soetaert
Mar. 5, 1982	Detroit	2-0 W	33	Doug Soetaert
Mar. 20, 1982	Toronto	7-0 W	21	Ed Staniowski
Oct. 9, 1982	at Detroit	8-0 W	36	Ed Staniowski
Mar. 9, 1983	Buffalo	6-0 W	24	Brian Hayward
Nov. 7, 1984	at Hartford	3-0 W	29	Marc Behrend
Jan. 5, 1986	Vancouver	4-0 W	20	Dan Bouchard
Mar. 16, 1986	Detroit	6-0 W	15	Dan Bouchard
Nov. 7, 1986	St. Louis	2-0 W	25	Daniel Berthiaume
Jan. 9, 1987	Hartford	3-0 W	29	Eldon Reddick/ Daniel Berthiaume
Jan. 19, 1988	St. Louis	3-0 W	23	Daniel Berthiaume
Feb. 3, 1988	Calgary	9-0 W	25	Daniel Berthiaume
Nov. 18, 1988	Toronto	3-0 W	30	Alain Chevrier
Feb. 26, 1989	Calgary	1-0 W	24	Bob Essensa
Nov. 18, 1989	at Philadelphia	1-0 W (OT)	31	Daniel Berthiaume
Mar. 29, 1990	at Los Angeles	1-0 W	30	Bob Essensa
Oct. 31, 1990	at Edmonton	1-0 W (OT)	34	Bob Essensa
Dec. 28, 1990	Boston	6-0 W	31	Bob Essensa
Jan. 21, 1991	Minnesota	2-0 W	28	Bob Essensa
Feb. 17, 1991	Quebec	6-0 W	25	Rick Tabaracci
Mar. 23, 1991	at Edmonton	3-0 W	26	Bob Essensa
Oct. 25, 1991	Philadelphia	2-0 W	34	Bob Essensa
Nov. 16, 1991	at New Jersey	1-0 W	40	Bob Essensa
Nov. 23, 1991	at Edmonton	4-0 W	36	Bob Essensa
Jan. 23, 1992	at Philadelphia	1-0 W	24	Stephane Beauregard
Jan. 28, 1992	at Pittsburgh	4-0 W	38	Bob Essensa
Feb. 2, 1992	San Jose	6-0 W	40	Bob Essensa
Mar. 11, 1992	San Jose	3-0 W	20	Stephane Beauregard
Dec. 19, 1992	at St. Louis	1-0 W	32	Bob Essensa
Apr. 15, 1993	Edmonton	3-0 W	31	Bob Essensa
Oct. 16, 1993	Chicago	1-0 W (OT)	33	Bob Essensa
Mar. 16, 1994	St. Louis	4-0 W	41	Tim Cheveldae
Nov. 26, 1995	Edmonton	4-0 W	34	Nikolai Khabibulin
Feb. 23, 1996	Chicago	1-0 W (OT)	36	Nikolai Khabibulin
Dec. 5, 1996	at St. Louis	3-0 W	33	Darcy Wakaluk
Jan. 25, 1997	Vancouver	4-0 W	26	Nikolai Khabibulin
Jan. 29, 1997	at Detroit	3-0 W	30	Nikolai Khabibulin
Feb. 12, 1997	at Dallas	5-0 W	33	Nikolai Khabibulin
Mar. 5, 1997	at Florida	3-0 W	14	Nikolai Khabibulin
Mar. 6, 1997	at Tampa Bay	5-0 W	30	Nikolai Khabibulin
Mar. 8, 1997	at Chicago	2-0 W	28	Nikolai Khabibulin
Mar. 22, 1997	at Toronto	3-0 W	33	Nikolai Khabibulin
Nov. 8, 1997	at Toronto	3-0 W	25	Nikolai Khabibulin
Nov. 22, 1997	Toronto	2-0 W	28	Nikolai Khabibulin
Dec. 26, 1997	at San Jose	4-0 W	30	Nikolai Khabibulin
Jan. 1, 1998	Los Angeles	4-0 W	23	Nikolai Khabibulin
Mar. 14, 1998	at St. Louis	2-0 W	24	Jimmy Waite
Nov. 1, 1998	at Los Angeles	3-0 W	31	Nikolai Khabibulin
Nov. 11, 1998	at Dallas	2-0 W	38	Jimmy Waite
Nov. 28, 1998	at Los Angeles	4-0 W	20	Nikolai Khabibulin
Dec. 12, 1998	at Ottawa	2-0 W	42	Nikolai Khabibulin
Jan. 11, 1999	Buffalo	1-0 W	23	Nikolai Khabibulin
Feb. 6, 1999	Chicago	3-0 W	28	Nikolai Khabibulin
Feb. 10, 1999	Los Angeles	3-0 W	26	Nikolai Khabibulin
Mar. 13, 1999	Anaheim	1-0 W	27	Nikolai Khabibulin
Apr. 17, 1999	Dallas	2-0 W	27	Nikolai Khabibulin
Oct. 5, 1999	Anaheim	4-0 W	21	Mikhail Shtalenkov
Oct. 31, 1999	at Anaheim	3-0 W	33	Mikhail Shtalenkov
Nov. 26, 1999	Colorado	7-0 W	28	Sean Burke
Feb. 1, 2000	at San Jose	1-0 W (OT)	34	Bob Essensa
Mar. 9, 2000	NY Islanders	5-0 W	30	Sean Burke
Mar. 11, 2000	Vancouver	5-0 W	26	Sean Burke
Oct. 30, 2000	at Colorado	4-0 W	45	Sean Burke
Nov. 12, 2000	at NY Rangers	2-0 W	39	Sean Burke
Nov. 30, 2000	Minnesota	2-0 W	30	Robert Esche
Feb. 9, 2001	Edmonton	2-0 W	38	Sean Burke
Feb. 16, 2001	at Carolina	2-0 W	33	Robert Esche
Mar. 28, 2001	at Minnesota	2-0 W	29	Sean Burke

DATE	OPPONENT	RESULT	SAVES	GOALTENDER
Oct. 27, 2001	Colorado	1-0 W	29	Sean Burke
Nov. 29, 2001	Nashville	1-0 W	27	Sean Burke
Dec. 5, 2001	St. Louis	3-0 W	27	Sean Burke
Dec. 31, 2001	NY Rangers	5-0 W	37	Sean Burke
Jan. 21, 2002	at Nashville	1-0 W	19	Robert Esche
Mar. 24, 2002	Los Angeles	4-0 W	25	Sean Burke
Dec. 28, 2002	Philadelphia	4-0 W	23	Sean Burke
Jan. 8, 2003	at Chicago	0-0 T	40	Zac Bierk
Apr. 4, 2003	Nashville	1-0 W	24	Sean Burke
Oct. 12, 2003	at Anaheim	2-0 W	31	Sean Burke
Dec. 31, 2003	Los Angeles	4-0 W	21	Brian Boucher
Jan. 2, 2004	at Dallas	6-0 W	35	Brian Boucher
Jan. 4, 2004	at Carolina	3-0 W	26	Brian Boucher
Jan. 7, 2004	at Washington	3-0 W	27	Brian Boucher
Jan. 9, 2004	at Minnesota	2-0 W	21	Brian Boucher
Oct. 17, 2005	at Calgary	2-0 W	25	Curtis Joseph
Nov. 3, 2005	Los Angeles	4-0 W	21	Curtis Joseph
Apr. 13, 2006	Los Angeles	3-0 W	32	Curtis Joseph
Apr. 16, 2006	at St. Louis	3-0 W	40	Curtis Joseph
Dec. 23, 2006	Anaheim	2-0 W	29	Mikael Tellqvist
Dec. 30, 2006	San Jose	8-0 W	40	Curtis Joseph
Jan. 4, 2007	at Carolina	2-0 W	29	Curtis Joseph
Feb. 6, 2007	at Columbus	3-0 W	28	Curtis Joseph
Feb. 27, 2007	at Edmonton	3-0 W	26	Curtis Joseph
Mar. 12, 2007	Philadelphia	4-0 W	24	Mikael Tellqvist
Oct. 25, 2007	at Anaheim	1-0 W	31	Alex Auld
Nov. 2, 2007	at Dallas	5-0 W	35	Mikael Tellqvist
Nov. 17, 2007	at Los Angeles	1-0 W	28	Ilya Bryzgalov
Feb. 18, 2008	at Los Angeles	4-0 W	34	Mikael Tellqvist
Feb. 24, 2008	St. Louis	2-0 W	35	Ilya Bryzgalov
Mar. 13, 2008	Vancouver	2-0 W	24	Ilya Bryzgalov
Dec. 20, 2008	Columbus	2-0 W	33	Ilya Bryzgalov
Jan. 10, 2009	Dallas	1-0 W (SO)	38	Ilya Bryzgalov
Feb. 11, 2009	at Dallas	1-0 W	33	Ilya Bryzgalov
Apr. 1, 2009	at Colorado	3-0 W	23	Al Montoya
Oct. 7, 2009	at Pittsburgh	3-0 W	24	Ilya Bryzgalov
Oct. 12, 2009	at San Jose	1-0 W (SO)	26	Ilya Bryzgalov
Oct. 29, 2009	at St. Louis	2-0 W	32	Ilya Bryzgalov
Dec. 7, 2009	Minnesota	2-0 W	28	Ilya Bryzgalov
Dec. 23, 2009	Anaheim	4-0 W	21	Ilya Bryzgalov
Feb. 2, 2010	at Nashville	1-0 W (SO)	25	Ilya Bryzgalov
Mar. 6, 2010	Anaheim	4-0 W	32	Ilya Bryzgalov
Mar. 13, 2010	at Carolina	4-0 W	29	Ilya Bryzgalov
Nov. 23, 2010	Edmonton	5-0 W	23	Ilya Bryzgalov
Dec. 5, 2010	at Anaheim	3-0 W	26	Ilya Bryzgalov
Dec. 26, 2010	at Dallas	1-0 W	30	Jason LaBarbera
Jan. 6, 2011	at Colorado	2-0 W	34	Jason LaBarbera
Jan. 20, 2011	at Los Angeles	2-0 W	36	Ilya Bryzgalov
Feb. 5, 2011	Minnesota	1-0 W	25	Ilya Bryzgalov
Feb. 7, 2011	Colorado	3-0 W	26	Ilya Bryzgalov
Mar. 10, 2011	Calgary	3-0 W	39	Ilya Bryzgalov
Mar. 24, 2011	Columbus	3-0 W	28	Ilya Bryzgalov
Nov. 12, 2011	at San Jose	3-0 W	31	Mike Smith
Nov. 26, 2011	Dallas	3-0 W	26	Mike Smith
Feb. 11, 2012	Chicago	3-0 W	38	Mike Smith
Feb. 16, 2012	at Los Angeles	1-0 W	28	Mike Smith
Mar. 10, 2012	San Jose	3-0 W	42	Mike Smith
Mar. 29, 2012	San Jose	2-0 W	38	Mike Smith
Mar. 31, 2012	Anaheim	4-0 W	44	Mike Smith
Apr. 3, 2012	Columbus	2-0 W	54	Mike Smith
Jan. 28, 2013	Nashville	4-0 W	21	Chad Johnson
Feb. 2, 2013	Dallas	2-0 W	17	Mike Smith
Feb. 9, 2013	at San Jose	1-0 W (SO)	33	Mike Smith
Feb. 18, 2013	Calgary	4-0 W	30	Mike Smith
Mar. 16, 2013	at Columbus	1-0 L (SO)	23	Mike Smith
Apr. 6, 2013	Colorado	4-0 W	24	Mike Smith
Jan. 7, 2014	Calgary	6-0 W	27	Thomas Greiss
Jan. 16, 2014	Vancouver	1-0 W	29	Mike Smith
Jan. 28, 2014	Los Angeles	3-0 W	30	Thomas Greiss
Feb. 7, 2014	Chicago	2-0 W	30	Mike Smith
Mar. 4, 2014	Vancouver	1-0 W	23	Mike Smith



DATE	OPPONENT	RESULT	TOTAL GOALS
Nov. 25, 1987	at Detroit	10-8 L	18
Nov. 11, 1981	at Minnesota	15-2 L	17
Feb. 25, 1985	at NY Rangers	12-5 W	17
Feb. 2, 1982	at St. Louis	10-6 L	16
Mar. 30, 1983	Los Angeles	10-5 W	15
Nov. 24, 1990	at Quebec	11-4 W	15
Feb. 6, 1981	at Edmonton	10-4 L	14
Oct. 19, 1983	Montreal	12-2 L	14
Dec. 15, 1982	at Chicago	10-3 L	13
Mar. 27, 1981	Vancouver	10-2 L	12
Nov. 29, 1981	Edmonton	10-2 L	12
Mar. 13, 1982	at Toronto	10-2 W	12
Mar. 18, 1989	at Toronto	10-2 W	12
Mar. 1, 2000	Carolina	7-5 W	12
Dec. 3, 2005	Carolina	8-4 W	12
Mar. 10, 2007	Chicago	7-5 L	12
Mar. 18, 2008	at Edmonton	8-4 L	12
Feb. 14, 2009	Calgary	7-5 L	12
Mar. 5, 1981	at Philadelphia	10-1 L	11
Mar. 25, 1987	Calgary	10-1 W	11
Mar. 5, 1988	at Toronto	10-1 W	11
Oct. 12, 1988	at Chicago	10-1 L	11
Oct. 15, 2000	at Los Angeles	6-5 W	11
Feb. 27, 2001	at Boston	7-4 L	11
Mar. 24, 2001	Edmonton	7-4 W	11
Jan. 9, 2002	San Jose	6-5 L	11
Feb. 8, 2002	Los Angeles	6-5 W	11
Dec. 26, 2005	at Colorado	7-4 L	11
Dec. 29, 2005	Los Angeles	6-5 W	11
Jan. 31, 2006	Vancouver	7-4 L	11
Oct. 11, 2006	at Detroit	9-2 L	11
Nov. 30, 2006	Los Angeles	7-4 W	11
Nov. 7, 2007	at Anaheim	6-5 W (OT)	11
Mar. 20, 2008	at Los Angeles	6-5 L (SO)	11
Mar. 30, 2009	Dallas	6-5 W (OT)	11
Jan. 2, 2011	at Minnesota	6-5 L (OT)	11
Feb. 23, 2011	at Tampa Bay	8-3 L	11
Mar. 28, 2013	at Nashville	7-4 W	11
Oct. 24, 2013	at Los Angeles	7-4 L	11



DATE	OPPONENT	RESULT	GOALTENDER	GOAL
Feb. 12, 1980	at NY Islanders	0-0 T	Markus Mattsson	----
Jan. 8, 2003	at Chicago	0-0 T	Zac Bierk	----
Feb. 26, 1989	Calgary	1-0 W	Bob Essensa	Dale Hawerchuk
Nov. 18, 1989	at Philadelphia	1-0 W (OT)	Daniel Berthiaume	Doug Smail
Mar. 29, 1990	at Los Angeles	1-0 W	Bob Essensa	Pat Elynuik
Oct. 31, 1990	at Edmonton	1-0 W (OT)	Bob Essensa	Pat Elynuik
Nov. 16, 1991	at New Jersey	1-0 W	Bob Essensa	Ed Olczyk
Jan. 23, 1992	at Philadelphia	1-0 W	Stephane Beauregard	Phil Housley
Mar. 13, 1992	Hartford	1-0 L	Stephane Beauregard	Bobby Holik
Dec. 19, 1992	at St. Louis	1-0 W	Bob Essensa	Thomas Steen
Oct. 16, 1993	Chicago	1-0 W (OT)	Bob Essensa	Nelson Emerson
Feb. 16, 1996	Pittsburgh	1-0 L	Nikolai Khabibulin	Jaromir Jagr
Feb. 23, 1996	Chicago	1-0 W (OT)	Nikolai Khabibulin	Dallas Drake
Oct. 5, 1996	Hartford	1-0 L	Nikolai Khabibulin	Alexander Godynnyuk
Jan. 11, 1999	Buffalo	1-0 W	Nikolai Khabibulin	Dallas Drake
Mar. 13, 1999	Anaheim	1-0 W	Nikolai Khabibulin	Mike Stapleton
Mar. 29, 1999	at Vancouver	1-0 L	Mikhail Shtalenkov	Peter Schaefer
Apr. 6, 1999	San Jose	1-0 L	Nikolai Khabibulin	Bill Houlder
Feb. 1, 2000	at San Jose	1-0 W (OT)	Bob Essensa	Keith Carney
Feb. 22, 2000	at Montreal	1-0 L	Sean Burke	Benoit Brunet
Oct. 27, 2001	Colorado	1-0 W	Sean Burke	Krystofer Kolanos
Nov. 4, 2001	at Carolina	1-0 L	Sean Burke	Josef Vasicek
Nov. 29, 2001	Nashville	1-0 W	Sean Burke	Sergei Berezin
Jan. 21, 2002	at Nashville	1-0 W	Robert Esche	Sergei Berezin
Jan. 18, 2003	Buffalo	1-0 L	Zac Bierk	Curtis Brown
Jan. 26, 2003	at Vancouver	1-0 L	Zac Bierk	Markus Naslund
Apr. 4, 2003	Nashville	1-0 W	Sean Burke	Branko Radivojevic
Nov. 23, 2003	at Atlanta	1-0 L	Brian Boucher	Marc Savard
Mar. 31, 2004	at Calgary	1-0 L	Brent Johnson	Jarome Iginla
Nov. 9, 2006	Dallas	1-0 L	Curtis Joseph	Brenden Morrow
Feb. 3, 2007	Minnesota	1-0 L	Curtis Joseph	Marian Gaborik
Oct. 25, 2007	at Anaheim	1-0 W	Alex Auld	Craig Weller
Nov. 17, 2007	at Los Angeles	1-0 W	Ilya Bryzgalov	Shane Doan
Dec. 7, 2007	vs. San Jose	1-0 L	Ilya Bryzgalov	Milan Michalek
Feb. 27, 2008	at Chicago	1-0 L	Ilya Bryzgalov	Jason Williams
Nov. 6, 2008	at Vancouver	1-0 L	Ilya Bryzgalov	Kevin Bieksa
Jan. 10, 2009	Dallas	1-0 W (SO)	Ilya Bryzgalov	*Kyle Turris
Feb. 11, 2009	at Dallas	1-0 W	Ilya Bryzgalov	Enver Lisin
Oct. 12, 2009	at San Jose	1-0 W (SO)	Ilya Bryzgalov	*Lauri Korpikoski
Feb. 2, 2010	at Nashville	1-0 W (SO)	Ilya Bryzgalov	*Adrian Aucoin
Dec. 26, 2010	at Dallas	1-0 W	Jason LaBarbera	Kyle Turris
Feb. 5, 2011	Minnesota	1-0 W	Ilya Bryzgalov	Taylor Pyatt
Mar. 3, 2011	at Los Angeles	1-0 L	Ilya Bryzgalov	Jarret Stoll
Dec. 1, 2011	at Winnipeg	1-0 L	Mike Smith	Bryan Little
Jan. 5, 2012	at Los Angeles	1-0 L (OT)	Mike Smith	Drew Doughty
Feb. 16, 2012	at Los Angeles	1-0 W	Mike Smith	Radim Vrbata
Feb. 9, 2013	at San Jose	1-0 W (SO)	Mike Smith	Mikkel Boedker
Mar. 16, 2013	at Columbus	1-0 L (SO)	Mike Smith	Artem Anisimov
Jan. 16, 2014	Vancouver	1-0 W	Mike Smith	Antoine Vermette
Mar. 4, 2014	Vancouver	1-0 W	Mike Smith	Antoine Vermette

*Shootout-Deciding Goal



GOALS

PLAYER	SEASON	NO.
1. Teemu Selanne	1992-93	76
2. Dale Hawerchuk	1984-85	53
3. Keith Tkachuk	1996-97	52
4. Keith Tkachuk	1995-96	50
5. Dale Hawerchuk	1986-87	47
6. Dale Hawerchuk	1985-86	46
7. Dale Hawerchuk	1981-82	45
8. Dale Hawerchuk	1987-88	44
9. Morris Lukowich	1981-82	43
10. Paul MacLean	1984-85	41
Dale Hawerchuk	1988-89	41
Keith Tkachuk	1993-94	41

ASSISTS

PLAYER	SEASON	NO.
1. Phil Housley	1992-93	79
2. Dale Hawerchuk	1984-85	77
Dale Hawerchuk	1987-88	77
4. Dale Hawerchuk	1983-84	65
5. Phil Housley	1991-92	63
6. Dave Babych	1982-83	61
Thomas Steen	1988-89	61
8. Paul MacLean	1984-85	60
9. Dale Hawerchuk	1985-86	59
10. Dale Hawerchuk	1981-82	58

POINTS

PLAYER	SEASON	NO.
1. Teemu Selanne	1992-93	132
2. Dale Hawerchuk	1984-85	130
3. Dale Hawerchuk	1987-88	121
4. Dale Hawerchuk	1985-86	105
5. Dale Hawerchuk	1981-82	103
6. Dale Hawerchuk	1983-84	102
7. Paul MacLean	1984-85	101
8. Dale Hawerchuk	1986-87	100
9. Keith Tkachuk	1995-96	98
10. Phil Housley	1992-93	97

POWER-PLAY GOALS

PLAYER	SEASON	NO.
1. Teemu Selanne	1992-93	24
2. Keith Tkachuk	1993-94	22
Paul MacLean	1987-88	22
4. Dale Hawerchuk	1987-88	20
Andrew McBain	1987-88	20
Andrew McBain	1988-89	20
Keith Tkachuk	1995-96	20
8. Dale Hawerchuk	1985-86	18
9. Dale Hawerchuk	1984-85	17
Shane Doan	2005-06	17

SHORTHANDED GOALS

PLAYER	SEASON	NO.
1. Dave McLlwain	1989-90	7
2. Nelson Emerson	1993-94	5
Bob Corkum	1997-98	5
4. Trevor Letowski	1999-00	4
Brian Mullen	1983-84	4
Doug Smail	1983-84	4
Dallas Drake	1995-96	4
8. Several players tied with 3		

GAME-WINNING GOALS

PLAYER	SEASON	NO.
1. Jeremy Roenick	1999-00	12
Radim Vrbata	2011-12	12
3. Keith Tkachuk	1997-98	8
4. Lucien Deblois	1982-83	7
Ed Olczyk	1991-92	7
Teemu Selanne	1992-93	7
Keith Tkachuk	1996-97	7
Jeremy Roenick	1996-97	7
Mike Gartner	1996-97	7
Keith Tkachuk	1998-99	7
Jeremy Roenick	2000-01	7
Shane Doan	2005-06	7
Shane Doan	2006-07	7

PENALTY MINUTES

PLAYER	SEASON	NO.
1. Tie Domi	1993-94	347
2. Daniel Carcillo	2007-08	324
3. Jimmy Mann	1979-80	287
4. Shawn Cronin	1991-92	271
5. Gord Donnelly	1990-91	265
6. Mike Hartman	1991-92	264
7. Keith Tkachuk	1993-94	255
8. Tie Domi	1992-93	249
9. Shawn Cronin	1989-90	243
10. Laurie Boschman	1985-86	241

WINS

PLAYER	SEASON	NO.
1. Ilya Bryzgalov	2009-10	42
2. Mike Smith	2011-12	38
3. Ilya Bryzgalov	2010-11	36
4. Sean Burke	2001-02	33
Brian Hayward	1984-85	33
Bob Essensa	1992-93	33
7. Curtis Joseph	2005-06	32
Nikolai Khabibulin	1998-99	32
9. Nikolai Khabibulin	1996-97	30
Nikolai Khabibulin	1997-98	30

SHUTOUTS

PLAYER	SEASON	NO.
1. Nikolai Khabibulin	1998-99	8
Ilya Bryzgalov	2009-10	8
Mike Smith	2011-12	8
4. Nikolai Khabibulin	1996-97	7
Ilya Bryzgalov	2010-11	7
6. Bob Essensa	1991-92	5
Sean Burke	2001-02	5
Brian Boucher	2003-04	5
Mike Smith	2012-13	5
10. Bob Essensa	1990-91	4
Nikolai Khabibulin	1997-98	4
Sean Burke	2000-01	4
Curtis Joseph	2005-06	4
Curtis Joseph	2006-07	4

GOALS AGAINST AVERAGE

(min. 25 games played)

PLAYER	SEASON	NO.
1. Nikolai Khabibulin	1998-99	2.13
2. Mike Smith	2011-12	2.21
3. Sean Burke	2000-01	2.27
4. Sean Burke	2001-02	2.29
Ilya Bryzgalov	2009-10	2.29
Thomas Greiss	2013-14	2.29
7. Ilya Bryzgalov	2007-08	2.43
8. Ilya Bryzgalov	2010-11	2.48
9. Sean Burke	1999-00	2.55
10. Mike Smith	2012-13	2.58
11. Mike Smith	2013-14	2.64

SAVE PERCENTAGE

(min. 25 games played)

PLAYER	SEASON	NO.
1. Mike Smith	2011-12	.930
2. Nikolai Khabibulin	1998-99	.923
3. Sean Burke	2000-01	.922
4. Ilya Bryzgalov	2007-08	.921
Ilya Bryzgalov	2010-11	.921
6. Sean Burke	2001-02	.920
Ilya Bryzgalov	2009-10	.920
Thomas Greiss	2013-14	.920
9. Mike Smith	2013-14	.915
10. Sean Burke	1999-00	.914
11. Bob Essensa	1991-92	.910
Mike Smith	2012-13	.910



GOALS

SEASON	NO.	PLAYER
1979-80	35	Morris Lukowich
1980-81	33	Morris Lukowich
1981-82	45	Dale Hawerchuk
1982-83	40	Dale Hawerchuk
1983-84	37	Dale Hawerchuk
1984-85	53	Dale Hawerchuk
1985-86	46	Dale Hawerchuk
1986-87	47	Dale Hawerchuk
1987-88	44	Dale Hawerchuk
1988-89	41	Dale Hawerchuk
1989-90	32	Pat Elynuik, Paul Fenton
1990-91	31	Pat Elynuik
1991-92	32	Eddie Olczyk
1992-93	76	Teemu Selanne
1993-94	41	Keith Tkachuk
1994-95	30	Alexei Zhamnov
1995-96	50	Keith Tkachuk
1996-97	52	Keith Tkachuk
1997-98	40	Keith Tkachuk
1998-99	36	Keith Tkachuk
1999-00	34	Jeremy Roenick
2000-01	30	Jeremy Roenick
2001-02	32	Daniel Briere
2002-03	23	Mike Johnson
2003-04	27	Shane Doan
2005-06	30	Mike Comrie, Shane Doan
2006-07	27	Shane Doan
2007-08	28	Shane Doan
2008-09	31	Shane Doan
2009-10	28	Lee Stempniak
2010-11	20	Shane Doan
2011-12	35	Radim Vrbata
2012-13	13	Shane Doan, Antoine Vermette
2013-14	24	Antoine Vermette

ASSISTS

SEASON	NO.	PLAYER
1979-80	39	Morris Lukowich
1980-81	43	Dave Christian
1981-82	58	Dale Hawerchuk
1982-83	61	Dave Babych
1983-84	65	Dale Hawerchuk
1984-85	77	Dale Hawerchuk
1985-86	59	Dale Hawerchuk
1986-87	53	Dale Hawerchuk
1987-88	77	Dale Hawerchuk
1988-89	61	Thomas Steen
1989-90	55	Dale Hawerchuk
1990-91	53	Phil Housley
1991-92	63	Phil Housley
1992-93	79	Phil Housley
1993-94	45	Alexei Zhamnov
1994-95	35	Alexei Zhamnov
1995-96	48	Teemu Selanne, Keith Tkachuk
1996-97	45	Oleg Tverdovsky
1997-98	44	Cliff Ronning
1998-99	48	Jeremy Roenick
1999-00	44	Jeremy Roenick
2000-01	46	Jeremy Roenick
2001-02	35	Daymond Langkow, Teppo Numminen
2002-03	40	Mike Johnson
2003-04	41	Shane Doan
2005-06	41	Ladislav Nagy
2006-07	28	Shane Doan
2007-08	50	Shane Doan
2008-09	42	Shane Doan
2009-10	42	Wojtek Wolski
2010-11	48	Keith Yandle
2011-12	53	Ray Whitney
2012-13	21	Oliver Ekman-Larsson
2013-14	45	Keith Yandle

POINTS

SEASON	NO.	PLAYER
1979-80	74	Morris Lukowich
1980-81	71	Dave Christian
1981-82	103	Dale Hawerchuk
1982-83	91	Dale Hawerchuk
1983-84	102	Dale Hawerchuk
1984-85	130	Dale Hawerchuk
1985-86	105	Dale Hawerchuk
1986-87	100	Dale Hawerchuk
1987-88	121	Dale Hawerchuk
1988-89	96	Dale Hawerchuk
1989-90	81	Dale Hawerchuk
1990-91	76	Phil Housley
1991-92	86	Phil Housley
1992-93	132	Teemu Selanne
1993-94	81	Keith Tkachuk
1994-95	65	Alexei Zhamnov
1995-96	98	Keith Tkachuk
1996-97	86	Keith Tkachuk
1997-98	66	Keith Tkachuk
1998-99	72	Jeremy Roenick
1999-00	78	Jeremy Roenick
2000-01	76	Jeremy Roenick
2001-02	62	Daymond Langkow
2002-03	63	Mike Johnson
2003-04	68	Shane Doan
2005-06	66	Shane Doan
2006-07	55	Shane Doan
2007-08	78	Shane Doan
2008-09	73	Shane Doan
2009-10	65	Wojtek Wolski
2010-11	60	Shane Doan
2011-12	77	Ray Whitney
2012-13	30	Keith Yandle
2013-14	53	Keith Yandle

POWER-PLAY GOALS

SEASON	NO.	PLAYER
1979-80	13	Morris Lukowich
1980-81	9	Dave Christian, Morris Lukowich
1981-82	13	Morris Lukowich
1982-83	15	Paul MacLean
1983-84	13	Paul MacLean
1984-85	17	Dale Hawerchuk
1985-86	18	Dale Hawerchuk
1986-87	10	Dale Hawerchuk, Paul MacLean
1987-88	22	Paul MacLean
1988-89	20	Andrew McBain
1989-90	14	Pat Elynuik
1990-91	16	Pat Elynuik
1991-92	13	Fredrik Olausson
1992-93	24	Teemu Selanne
1993-94	22	Keith Tkachuk
1994-95	9	Alexei Zhamnov
1995-96	20	Keith Tkachuk
1996-97	13	Mike Gartner
1997-98	11	Keith Tkachuk
1998-99	11	Keith Tkachuk
1999-00	6	Jeremy Roenick, Travis Green
2000-01	13	Jeremy Roenick
2001-02	12	Daniel Briere
2002-03	8	Mike Johnson, Ladislav Nagy
2003-04	11	Ladislav Nagy
2005-06	17	Shane Doan
2006-07	11	Shane Doan
2007-08	9	Shane Doan
2008-09	10	Shane Doan
2009-10	9	Lee Stempniak
2010-11	11	Shane Doan
2011-12	9	Radim Vrbata
2012-13	5	Keith Yandle
2013-14	10	Radim Vrbata, Shane Doan



SHORTHANDED GOALS

SEASON NO. PLAYER

1979-80	2	Jude Drouin
1980-81	3	Doug Smail
1981-82	1	Four players tied
1982-83	3	Lucien Deblois, Doug Smail
1983-84	4	Brian Mullen, Doug Smail
1984-85	3	Dale Hawerchuk, Doug Smail
1985-86	3	Doug Smail, Thomas Steen
1986-87	3	Thomas Steen
1987-88	3	Dale Hawerchuk, Doug Smail
1988-89	3	Dale Hawerchuk
1989-90	7	Dave McLlwain
1990-91	2	Dave McLlwain, Phil Sykes
1991-92	2	Troy Murray, Danton Cole
1992-93	1	Alexei Zhamnov, Teppo Numminen, Luciano Borsato
1993-94	5	Nelson Emerson
1994-95	2	Keith Tkachuk, Teemu Selanne
1995-96	4	Dallas Drake
1996-97	3	Jeremy Roenick
1997-98	5	Bob Corkum
1998-99	2	Keith Tkachuk, Mike Stapleton, Keith Carney
1999-00	4	Trevor Letowski
2000-01	3	Mike Sullivan
2001-02	3	Daymond Langkow
2002-03	2	Daymond Langkow
2003-04	3	Daniel Cleary
2005-06	3	Keith Ballard
2006-07	3	Owen Nolan
2007-08	3	Radim Vrbata
2008-09	2	Martin Hanzal
2009-10	3	Vernon Fiddler
2010-11	2	Lauri Korpikoski
2011-12	3	Lauri Korpikoski
2012-13	1	Radim Vrbata, David Moss
2013-14	3	Antoine Vermette

GAME-WINNING GOALS

SEASON NO. PLAYER

1979-80	4	Willy Lindstrom
1980-81	2	Morris Lukowich
1981-82	6	Morris Lukowich
1982-83	7	Lucien Deblois
1983-84	5	Paul MacLean
1984-85	6	Paul MacLean
1985-86	4	Ray Neufeld, Doug Smail
1986-87	6	Paul MacLean
1987-88	5	Andrew McBain, Doug Smail
1988-89	6	Pat Elynuik
1989-90	6	Doug Smail, Greg Paslawski
1990-91	4	Pat Elynuik
1991-92	7	Ed Olczyk
1992-93	7	Teemu Selanne
1993-94	6	Nelson Emerson
1994-95	4	Alexei Zhamnov
1995-96	6	Keith Tkachuk
1996-97	7	Keith Tkachuk, Jeremy Roenick, Mike Gartner
1997-98	8	Keith Tkachuk
1998-99	7	Keith Tkachuk
1999-00	12	Jeremy Roenick
2000-01	7	Jeremy Roenick
2001-02	6	Teppo Numminen
2002-03	6	Ladislav Nagy
2003-04	6	Ladislav Nagy
2005-06	7	Shane Doan
2006-07	7	Shane Doan
2007-08	5	Shane Doan, Niko Kapanen, Radim Vrbata
2008-09	4	Shane Doan, Peter Mueller
2009-10	5	Wojtek Wolski
2010-11	6	Shane Doan, Taylor Pyatt
2011-12	12	Radim Vrbata
2012-13	3	Antoine Vermette, Keith Yandle
2013-14	6	Oliver Ekman-Larsson

PENALTY MINUTES

SEASON NO. PLAYER

1979-80	287	Jimmy Mann
1980-81	105	Jimmy Mann
1981-82	110	Bryan Maxwell
1982-83	131	Bryan Maxwell
1983-84	234	Laurie Boschman
1984-85	180	Laurie Boschman
1985-86	241	Laurie Boschman
1986-87	162	Jim Kyte
1987-88	229	Laurie Boschman
1988-89	228	Gord Donnelly
1989-90	243	Shawn Cronin
1990-91	265	Gord Donnelly
1991-92	271	Shawn Cronin
1992-93	249	Tie Domi
1993-94	347	Tie Domi
1994-95	152	Keith Tkachuk
1995-96	205	Dave Manson
1996-97	228	Keith Tkachuk
1997-98	157	Rick Tocchet
1998-99	190	Jim Cummins
1999-00	102	Jeremy Roenick
2000-01	114	Jeremy Roenick
2001-02	152	Todd Simpson
2002-03	135	Andrei Nazarov, Todd Simpson
2003-04	125	Andrei Nazarov
2005-06	123	Shane Doan
2006-07	188	Josh Gratton
2007-08	324	Daniel Carcillo
2008-09	108	Brandon Prust
2009-10	117	Paul Bissonnette
2010-11	71	Paul Bissonnette
2011-12	83	Raffi Torres
2012-13	54	Keith Yandle
2013-14	73	Martin Hanzal



GAMES PLAYED

1. Shane Doan	1,315
2. Teppo Numminen	1,098
3. Thomas Steen	950
4. Dale Hawerchuk	713
5. Doug Smail	691
6. Keith Tkachuk	640
7. Randy Carlyle	564
8. Derek Morris	544
9. Ron Wilson	536
10. Paul MacLean	527

GOALS

1. Dale Hawerchuk	379
2. Shane Doan	354
3. Keith Tkachuk	323
4. Thomas Steen	264
5. Paul MacLean	248
6. Doug Smail	189
7. Morris Lukowich	168
8. Jeremy Roenick	152
Laurie Boschman	152
10. Teemu Selanne	147

ASSISTS

1. Thomas Steen	553
2. Dale Hawerchuk	550
3. Shane Doan	508
4. Teppo Numminen	426
5. Keith Tkachuk	300
6. Paul MacLean	270
7. Fredrik Olausson	249
8. Dave Babych	248
9. Jeremy Roenick	227
Laurie Boschman	227

POINTS

1. Dale Hawerchuk	929
2. Shane Doan	862
3. Thomas Steen	817
4. Keith Tkachuk	623
5. Teppo Numminen	534
6. Paul MacLean	518
7. Doug Smail	397
8. Jeremy Roenick	379
Laurie Boschman	379
10. Morris Lukowich	345

PENALTY MINUTES

1. Keith Tkachuk	1508
2. Laurie Boschman	1338
3. Shane Doan	1142
4. Jim Kyte	772
5. Kris King	762
6. Tim Watters	760
7. Thomas Steen	753
8. Randy Carlyle	736
9. Gord Donnelly	726
Paul MacLean	726

POWER-PLAY GOALS

1. Dale Hawerchuk	122
2. Keith Tkachuk	114
3. Shane Doan	108
4. Paul MacLean	87
5. Thomas Steen	74
6. Teemu Selanne	49
7. Morris Lukowich	46
8. Radim Vrbata	45
Ed Olczyk	45
10. Pat Elynuik	44

SHORTHANDED GOALS

1. Doug Smail	25
2. Thomas Steen	13
3. Dale Hawerchuk	12
Keith Tkachuk	12
5. Dave McLlwain	9
6. Dallas Drake	8
7. Jeremy Roenick	7
Laurie Boschman	7
9. Shane Doan	6
Bob Corkum	6
Ron Wilson	6
Mike Sullivan	6
Nelson Emerson	6

GAME-WINNING GOALS

1. Shane Doan	65
2. Keith Tkachuk	40
3. Jeremy Roenick	33
4. Doug Smail	31
5. Dale Hawerchuk	29
Thomas Steen	29
7. Radim Vrbata	26
8. Paul MacLean	24
9. Ladislav Nagy	21
10. Teppo Numminen	19

HAT TRICKS

1. Dale Hawerchuk	12
2. Keith Tkachuk	9
3. Teemu Selanne	8
4. Paul MacLean	7
5. Alexei Zhamnov	5
6. Jeremy Roenick	4
Thomas Steen	4
8. Ray Neufeld	3
Radim Vrbata	3



GOALS

1. Teppo Numminen	108
2. Dave Ellett	95
3. Fredrik Olausson	86
4. Randy Carlyle	80
5. Dave Babych	73
6. Phil Housley	64
7. Keith Yandle	61
8. Ed Jovanovski	47
9. Paul Mara	38
Derek Morris	38

ASSISTS

1. Teppo Numminen	426
2. Fredrik Olausson	249
3. Dave Babych	248
4. Randy Carlyle	226
5. Keith Yandle	209
6. Dave Ellett	204
7. Phil Housley	195
8. Moe Mantha	125
9. Ed Jovanovski	117
10. Mario Marois	116

POINTS

1. Teppo Numminen	534
2. Fredrik Olausson	335
3. Dave Babych	321
4. Randy Carlyle	306
5. Dave Ellett	299
6. Keith Yandle	270
7. Phil Housley	259
8. Ed Jovanovski	164
9. Moe Mantha	156
10. Derek Morris	152

ALL-TIME CAREER GOALTENDING LEADERS

GAMES PLAYED

1. Bob Essensa	311
2. Nikolai Khabibulin	284
3. Ilya Bryzgalov	257
4. Sean Burke	211
5. Brian Hayward	165

MINUTES PLAYED

1. Bob Essensa	17,244
2. Nikolai Khabibulin	16,027
3. Ilya Bryzgalov	15,071
4. Sean Burke	12,348
5. Mike Smith	9,469

WINS

1. Ilya Bryzgalov	130
2. Bob Essensa	129
3. Nikolai Khabibulin	126
4. Sean Burke	97
5. Mike Smith	80

SHUTOUTS

1. Ilya Bryzgalov	21
Nikolai Khabibulin	21
3. Mike Smith	16
4. Bob Essensa	15
Sean Burke	15
6. Curtis Joseph	8

GOALS AGAINST AVERAGE

(min. 25 games)	
1. Thomas Greiss	2.29
2. Sean Burke	2.39
3. Mike Smith	2.45
Jimmy Waite	2.45
5. Ilya Bryzgalov	2.53
6. Nikolai Khabibulin	2.75

SAVE PERCENTAGE

(min. 25 games)	
1. Mike Smith	.921%
2. Thomas Greiss	.920%
3. Ilya Bryzgalov	.919%
Sean Burke	.919%
5. Nikolai Khabibulin	.908%
6. Jimmy Waite	.903%



#	PLAYER	GP	G	A	PTS	PIM
1	Dale Hawerchuk	713	379	550	929	478
2	Shane Doan	1,315	354	508	862	1,142
3	Thomas Steen	950	264	553	817	753
4	Keith Tkachuk	640	323	300	623	1508
5	Teppo Numminen	1098	108	426	534	405
6	Paul MacLean	528	248	270	518	726
7	Doug Smail	691	189	208	397	466
8	Jeremy Roenick	454	152	227	379	596
9	Laurie Boschman	526	152	227	379	1338
10	Morris Lukowich	431	168	177	345	438
11	Fredrik Olausson	496	86	249	335	196
12	David Babych	390	73	248	321	392
13	Teemu Selanne	231	147	159	306	87
14	Randy Carlyle	564	80	226	306	736
15	Dave Ellett	475	95	204	299	504
16	Brian Mullen	372	124	172	296	132
17	Radim Vrbata	428	137	151	288	118
18	Keith Yandle	495	61	209	270	340
19	Alexei Zhamnov	235	103	164	267	205
20	Phil Housley	232	64	195	259	168
21	Ladislav Nagy	321	92	157	249	312
22	Pat Elynuik	289	115	129	244	462
23	Andrew McBain	408	101	129	230	421
24	Darrin Shannon	451	77	149	226	328
25	Dallas Drake	382	82	143	225	328
26	Martin Hanzal	456	80	142	222	386
27	Dave Christian	230	79	130	209	73
28	Ron Wilson	536	75	134	209	236
29	Eddie Olczyk	214	95	106	201	235
30	Daymond Langkow	316	79	117	196	146
31	Scott Arniel	406	80	112	192	336
32	Willy Lindstrom	288	98	91	189	106
33	Lucien Deblois	235	87	102	189	208
34	Ed Jovanovski	332	47	117	164	336
35	Brent Ashton	222	66	95	161	135
36	Mike Johnson	242	47	112	159	139
37	Moe Mantha	318	31	125	156	203
38	Derek Morris	544	38	114	152	462
39	Daniel Briere	258	70	76	146	146
40	Mikkel Boedker	338	53	93	146	70
41	Steven Reinprecht	231	51	92	143	82
42	Bengt Lundholm	275	48	95	143	72
43	Paul Mara	323	38	104	142	268
44	Ray Whitney	157	41	93	134	52
45	Mario Marois	255	17	116	133	178
46	Rick Tocchet	213	64	66	130	371
47	Ray Neufeld	249	61	66	127	388
48	Craig Janney	158	32	94	126	38
49	Zbynek Michalek	486	28	97	125	226
50	Lauri Korpikoski	332	56	68	124	86
51	Tim Watters	438	21	101	122	760
52	Norm Dupont	181	47	67	114	38
53	Cliff Ronning	156	32	81	113	64
54	Nelson Emerson	131	47	64	111	106
55	Oliver Ekman-Larsson	258	32	79	111	132
56	Peter Mueller	207	39	68	107	64
57	Oleg Tverdovsky	241	24	83	107	80
58	Perry Turnbull	172	43	57	100	357
59	Mike Comrie	132	45	50	95	91
60	Jyrki Lumme	192	19	74	93	122
61	Igor Korolev	159	33	58	91	80
62	Mike Gartner	142	44	46	90	62
63	Luciano Borsato	203	35	55	90	113

#	PLAYER	GP	G	A	PTS	PIM
64	Greg Adams	144	38	51	89	40
65	Iain Duncan	127	34	55	89	149
66	Juha Ylonen	261	22	65	87	80
67	Keith Ballard	233	19	68	87	243
68	Deron Quint	271	27	56	83	104
69	Peter Sullivan	126	28	54	82	40
70	Paul Fenton	156	50	31	81	91
71	Claude Lemieux	164	32	49	81	158
72	Dave McLlwain	143	40	38	78	108
73	Matthew Lombardi	118	28	49	77	54
74	Antoine Vermette	152	40	36	76	96
75	Travis Green	147	38	36	74	108
76	Paul MacDermid	172	32	42	74	379
77	Fredrik Sjostrom	261	32	41	73	126
78	Taylor Pyatt	223	39	34	73	89
79	Trevor Letowski	206	30	43	73	58
80	Dave Manson	205	14	59	73	559
81	Scottie Upshall	129	42	30	72	118
82	Landon Wilson	183	32	36	68	180
83	Kris King	341	28	40	68	762
84	Gilles Hamel	142	35	32	67	59
85	Mike Stapleton	253	28	39	67	143
86	Greg Paslawski	114	27	40	67	24
87	Mike Eagles	293	21	46	67	464
88	Doug Evans	127	24	42	66	209
89	Robert Picard	160	20	43	63	158
90	Radoslaw Suchy	372	12	51	63	74
91	Keith Carney	266	9	54	63	253
92	Bob Corkum	233	30	30	60	85
93	Adrian Aucoin	221	13	46	59	150
94	Oleg Saprykin	126	25	34	59	104
95	Evgeny Davydov	91	32	24	56	74
96	Branko Radivojevic	150	25	31	56	103
97	Danny Markov	136	10	46	56	103
98	Lee Stempniak	100	33	23	56	27
99	Don Spring	259	1	54	55	80
100	Brad May	154	24	30	54	234
101	Troy Murray	103	20	34	54	103
102	Brian Savage	134	24	29	53	66
103	Michal Handzus	89	19	34	53	55
104	Vernon Fiddler	147	14	38	52	92
105	Daniel Winnik	202	18	34	52	100
106	Norm Maciver	112	11	40	51	88
107	Kyle Chipchura	179	13	37	50	137
108	Stephane Quintal	124	14	35	49	197
109	Stu Barnes	102	25	23	48	44
110	Igor Ulanov	176	5	43	48	385
111	Mike Ribeiro	80	16	31	47	52
112	Peter Taglianetti	207	10	37	47	604
113	Geoff Sanderson	75	25	21	46	58
114	Tim Trimper	140	23	23	46	138
115	Danny Geoffrion	79	20	26	46	82
116	Mika Alatalo	152	17	29	46	58
117	Kyle Turris	137	19	27	46	43
118	David Schlemko	187	8	38	46	72
119	Craig Norwich	70	10	35	45	36
120	Ossi Vaananen	291	10	35	45	333
121	Phil Sykes	170	25	18	43	157
122	Olli Jokinen	57	21	21	42	49
123	David Moss	124	13	29	42	39
124	Daniel Carcillo	129	20	21	41	572
125	Mike Eastwood	126	18	23	41	28
126	Peter Marsh	81	16	25	41	68



#	PLAYER	GP	G	A	PTS	PIM
127	Danton Cole	98	21	19	40	92
128	Owen Nolan	76	16	24	40	56
129	Tie Domi	173	15	25	40	724
130	Eric Belanger	82	13	27	40	36
131	Raffi Torres	107	20	18	38	96
132	Jim Nill	141	17	21	38	209
133	Niko Kapanen	98	12	25	37	42
134	Boyd Gordon	123	12	25	37	18
135	Hannu Jarvenpaa	114	11	26	37	83
136	Tony Amonte	59	13	23	36	26
137	Jim Kyte	399	11	25	36	772
138	Mark Kumpel	141	19	16	35	50
139	Randy Gilhen	185	18	17	35	151
140	Krystofer Kolanos	109	17	18	35	74
141	Tim Young	44	15	19	34	25
142	Lars-Erik Sjoberg	79	7	27	34	48
143	Wojtek Wolski	54	12	22	34	16
144	Yanic Perreault	49	19	14	33	30
145	Mike Sullivan	256	13	20	33	66
146	Joe Juneau	69	10	23	33	28
147	Bryan Maxwell	102	8	25	33	268
148	Petr Prucha	109	15	18	33	33
149	Michael Stone	123	14	19	33	56
150	Kris Manery	63	19	13	32	30
151	Darren Turcotte	59	16	16	32	26
152	Mark Osborne	80	12	20	32	124
153	Wade Campbell	185	9	23	32	245
154	Rob Klinkhammer	94	16	15	31	29
155	Dave Scatchard	93	14	17	31	156
156	Jan Hrdina	59	11	19	30	38
157	Chris Gratton	82	11	19	30	114
158	Sergei Bautin	130	5	25	30	174
159	Larry Hopkins	60	13	16	29	26
160	Gord Donnelly	173	12	17	29	726
161	Robert Lang	64	9	20	29	28
162	Boris Mironov	65	7	22	29	96
163	Bryan Erickson	73	6	23	29	20
164	Brad Berry	163	4	25	29	196
165	Enver Lisin	78	18	10	28	46
166	Jeff Taffe	98	15	13	28	26
167	Paul Ysebaert	60	9	18	27	18
168	Darryl Shannon	108	7	20	27	138
169	Serge Savard	123	6	21	27	55
170	Mike Zigomanis	108	16	10	26	52
171	Joel Perrault	78	12	14	26	68
172	Rostislav Klesla	144	7	19	26	112
173	Brad Isbister	98	13	12	25	148
174	Rick Bowness	45	8	17	25	45
175	Barry Long	70	6	19	25	46
176	Scott Campbell	77	4	21	25	191
177	Todd Simpson	146	4	21	25	299
178	Russ Romaniuk	85	10	14	24	46
179	Jude Drouin	85	8	16	24	54
180	Dean Kennedy	172	5	19	24	269
181	Gerald Diduck	133	9	14	23	213
182	Doug Lecuyer	45	6	17	23	66
183	Nick Boynton	138	5	18	23	263
184	Craig Levie	62	8	14	22	80
185	Boyd Devereaux	78	8	14	22	44
186	Georges Laraque	56	5	17	22	52
187	Sami Lepisto	117	5	17	22	97
188	Jim McKenzie	202	12	9	21	548
189	John Markell	52	11	10	21	36

#	PLAYER	GP	G	A	PTS	PIM
190	Mike Leclerc	35	9	12	21	29
191	Jimmy Mann	202	9	12	21	598
192	Paul Bissonnette	187	7	14	21	318
193	Mike Lalor	128	6	15	21	140
194	Joakim Lindstrom	44	9	11	20	28
195	Mathias Tjarnqvist	104	9	11	20	36
196	John Druce	50	6	14	20	37
197	Cale Hulse	82	3	17	20	123
198	Michal Rozsival	87	4	15	19	54
199	Lyle Moffat	74	10	9	19	38
200	Brad Jones	47	9	10	19	6
201	Travis Roche	50	6	13	19	22
202	Ramzi Abid	30	10	8	18	30
203	Steve Rooney	86	9	9	18	274
204	Jamie Lundmark	38	5	13	18	36
205	Mike Ricci	85	10	7	17	73
206	Bill Thomas	40	9	8	17	10
207	Jayson More	64	6	11	17	90
208	Daniel Cleary	68	6	11	17	42
209	Al Cameron	92	4	13	17	93
210	John Slaney	55	3	14	17	24
211	Viktor Tikhonov	61	8	8	16	20
212	Sergei Berezin	41	7	9	16	4
213	Anders Steen	42	5	11	16	22
214	David Tanabe	66	5	11	16	30
215	Murray Eaves	49	4	12	16	7
216	Jeff Finley	130	4	12	16	121
217	John Leblanc	38	12	3	15	10
218	Andrei Nazarov	122	10	5	15	311
219	Lorne Stamler	62	8	7	15	12
220	Stan Neckar	130	4	11	15	109
221	Mike Sillinger	60	8	6	14	54
222	Mike York	63	6	8	14	4
223	Gilbert Brule	36	5	9	14	13
224	Tyson Nash	119	3	11	14	194
225	J.J. Daigneault	88	1	13	14	54
226	Shawn Cronin	193	1	13	14	703
227	Robert Reichel	13	7	6	13	4
228	Chad Kilger	63	6	7	13	29
229	Todd Fedoruk	72	6	7	13	72
230	Jim Johnson	71	5	8	13	92
231	Benoit Hogue	27	3	10	13	10
232	Dennis Seidenberg	66	2	11	13	30
233	Barry Melrose	92	5	7	12	164
234	Jeff Halpern	69	5	7	12	24
235	Steve Sullivan	33	5	7	12	20
236	Jim Vandermeer	62	4	8	12	60
237	Kelly Buchberger	79	3	9	12	109
238	Ross Cory	51	2	10	12	41
239	Bob Essensa	311	0	12	12	18
240	Randy Cunneynworth	28	5	6	11	34
241	Oleg Kvasha	15	4	7	11	6
242	Craig Weller	59	3	8	11	80
243	Petr Nedved	25	2	9	11	34
244	Wayne McBean	31	2	9	11	24
245	Denis Gauthier	45	2	9	11	61
246	Ken Klee	68	1	10	11	24
247	Matt Jones	106	1	10	11	63
248	Bill Derlago	27	5	5	10	6
249	Rick Dudley	30	5	5	10	28
250	Kevin Porter	38	5	5	10	4
251	Bobby Hull	18	4	6	10	0
252	Patrick Fischer	27	4	6	10	24



#	PLAYER	GP	G	A	PTS	PIM
253	Wyatt Smith	54	3	7	10	13
254	Neil Wilkinson	61	2	8	10	108
255	Aaron Broten	25	4	5	9	14
256	Jerry Butler	42	3	6	9	14
257	David Hale	48	3	6	9	36
258	Barry Legge	76	1	8	9	126
259	Jordy Douglas	24	4	4	8	8
260	Brent Hughes	39	4	4	8	115
261	Mike Hartman	75	4	4	8	264
262	Drake Berehowsky	39	2	6	8	69
263	Tim Kennedy	37	2	6	8	4
264	Lyle Odelein	16	1	7	8	19
265	Connor Murphy	30	1	7	8	10
266	Kevyn Adams	33	1	7	8	8
267	Sean O'Donnell	57	1	7	8	121
268	Jim Cummins	75	1	7	8	237
269	Brian Hayward	165	0	8	8	37
270	Jocelyn Lemieux	32	4	3	7	27
271	Louie DeBrusk	115	4	3	7	191
272	Paul Ranheim	40	3	4	7	10
273	Rob Murray	49	2	5	7	34
274	Todd Gill	41	1	6	7	30
275	Kurt Sauer	69	1	6	7	36
276	Michel Petit	32	4	2	6	77
277	Nick Johnson	17	4	2	6	0
278	Mikael Renberg	10	2	4	6	2
279	Brandon McMillan	22	2	4	6	4
280	Dave Silk	32	2	4	6	63
281	Bryan Marchment	37	2	4	6	121
282	Chris Summers	47	2	4	6	39
283	Mark Plantery	25	1	5	6	14
284	Don Barber	27	1	5	6	18
285	Hilliard Graves	35	1	5	6	15
286	Brad McCrimmon	37	1	5	6	18
287	Murray Baron	53	1	5	6	110
288	Mike Smith	163	1	5	6	30
289	Ed Staniowski	62	0	6	6	4
290	Brad Ference	78	0	6	6	131
291	Doug Soetaert	130	0	6	6	38
292	Nikolai Khabibulin	284	0	6	6	62
293	Bill Riley	14	3	2	5	7
294	Michal Grosek	28	3	2	5	21
295	Cal O'Reilly	22	2	3	5	2
296	Sergei Kharin	7	2	3	5	2
297	Petri Skriko	15	2	3	5	4
298	Martin Erat	17	2	3	5	6
299	Tom Bladon	9	0	5	5	13
300	Jamie Rivers	18	0	5	5	26
301	Bobby Dollas	56	0	5	5	66
302	Andrew Ebbett	33	2	3	5	4
303	David Rundblad	26	0	5	5	6
304	Dave Hunter	34	3	1	4	61
305	Yanick Lehoux	10	2	2	4	6
306	Steven Goertzen	16	2	2	4	24
307	Patrick O'Sullivan	23	2	2	4	2
308	Gord McTavish	10	1	3	4	2
309	Dmitri Kalinin	15	1	3	4	6
310	Affie Turcotte	17	1	3	4	2
311	Craig Muni	25	1	3	4	37
312	Jason Doig	28	1	3	4	50
313	Dave Tomlinson	31	1	3	4	24
314	Mathieu Schneider	8	0	4	4	4
315	Marc-Antoine Pouliot	13	0	4	4	2

#	PLAYER	GP	G	A	PTS	PIM
316	Richard Mulhern	19	0	4	4	14
317	Alain Chevrier	22	0	4	4	2
318	Sean Burke	211	0	4	4	52
319	Kris Draper	20	3	0	3	9
320	Jordan Szwarz	26	3	0	3	19
321	Dave Hoyda	24	2	1	3	42
322	Tavis Hansen	34	2	1	3	16
323	Josh Gratton	64	2	1	3	223
324	Mark Janssens	7	1	2	3	4
325	Petteri Nokelienan	22	1	2	3	6
326	Joel Bouchard	32	1	2	3	22
327	Greg Brown	9	0	3	3	17
328	Anders Eriksson	12	0	3	3	2
329	Paul Pooley	15	0	3	3	0
330	Todd Warriner	18	0	3	3	8
331	Mikhail Shtalenkov	19	0	3	3	2
332	Anssi Melametsa	27	0	3	3	2
333	Oleg Mikulchik	29	0	3	3	29
334	Robert Esche	58	0	3	3	22
335	Pierre Hamel	64	0	3	3	14
336	Daniel Berthiaume	120	0	3	3	20
337	Ilya Bryzgalov	257	0	3	3	12
338	Brett MacLean	13	2	1	3	2
339	Craig Duncanson	7	2	0	2	16
340	Ivan Novoseltsev	17	2	0	2	6
341	Stu Kulak	18	2	0	2	24
342	Tom Martin	24	2	0	2	91
343	Don MacLean	9	1	1	2	0
344	Chris Conner	12	1	1	2	2
345	Iain Fraser	12	1	1	2	4
346	Erik Westrum	15	1	1	2	20
347	Denis Pederson	19	1	1	2	20
348	Stephen Leach	22	1	1	2	37
349	Chris Joseph	33	1	1	2	16
350	Anatoli Fedotov	1	0	2	2	0
351	Craig Mills	4	0	2	2	0
352	Todd Reirden	7	0	2	2	4
353	Shaun Heshka	8	0	2	2	4
354	Markku Kyllonen	9	0	2	2	2
355	Brian McReynolds	9	0	2	2	4
356	Nigel Dawes	12	0	2	2	0
357	Jyrki Seppa	13	0	2	2	6
358	Andy Brickley	14	0	2	2	2
359	Joel Baillargeon	15	0	2	2	27
360	Andy Miele	15	0	2	2	11
361	Brendan Bell	16	0	2	2	8
362	John Bethel	17	0	2	2	4
363	Arto Blomsten	19	0	2	2	8
364	Dallas Eakins	20	0	2	2	48
365	Peter Douris	21	0	2	2	0
366	Markus Mattsson	52	0	2	2	0
367	Rick Tabaracci	61	0	2	2	22
368	Mikael Tellqvist	67	0	2	2	2
369	Tony Joseph	2	1	0	1	0
370	Ryan Stewart	3	1	0	1	0
371	Mark Osiecki	4	1	0	1	2
372	Sandy Beadle	6	1	0	1	2
373	David Oliver	9	1	0	1	2
374	Moe Lemay	10	1	0	1	14
375	Pat Daley	12	1	0	1	13
376	Craig Edean	2	0	1	1	0
377	Mike Lauen	3	0	1	1	0
378	Matt Murley	3	0	1	1	0



#	PLAYER	GP	G	A	PTS	PIM
379	Mark Holden	4	0	1	1	0
380	Brett Hull	5	0	1	1	0
381	Todd Fliche	6	0	1	1	4
382	Bob Guindon	6	0	1	1	0
383	Sean Gagnon	7	0	1	1	21
384	Alan Kerr	7	0	1	1	2
385	Michael Rupp	7	0	1	1	6
386	Jeff Hoggan	8	0	1	1	9
387	Jason Jaspers	9	0	1	1	6
388	Dan McFall	9	0	1	1	0
389	Guy Larose	10	0	1	1	14
390	Jamie Huscroft	11	0	1	1	27
391	Scott Levins	11	0	1	1	23
392	Brandon Prust	11	0	1	1	29
393	Darcy Wakaluk	16	0	1	1	4
394	Nolan Yonkman	16	0	1	1	39
395	Steve Gainey	20	0	1	1	20
396	Craig Martin	20	0	1	1	19
397	Scott Pellerin	23	0	1	1	8
398	Bryan Helmer	28	0	1	1	33
399	Stewart Malgunas	29	0	1	1	32
400	Dan Bouchard	32	0	1	1	48
401	Brent Thompson	40	0	1	1	106
402	Bill Lesuk	49	0	1	1	43
403	Matthew Spiller	59	0	1	1	67
404	Stephane Beauregard	74	0	1	1	6
405	Tim Cheveldae	74	0	1	1	4
406	Brian Boucher	96	0	1	1	4
407	Curtis Joseph	115	0	1	1	28
408	Eldon Reddick	117	0	1	1	20
409	David Aebischer	1	0	0	0	0
410	Darren Boyko	1	0	0	0	0
411	Dave Chartier	1	0	0	0	0
412	Jeff Christian	1	0	0	0	0
413	Parris Duffus	1	0	0	0	0
414	J.F. Jomphe	1	0	0	0	2
415	Yan Kaminsky	1	0	0	0	0
416	Ron Loustel	1	0	0	0	0
417	Curtis McElhinney	1	0	0	0	0
418	Alexander Nikulin	1	0	0	0	0
419	Jason Simon	1	0	0	0	0
420	Glenn Tomalty	1	0	0	0	0
421	Andrei Vasilyev	1	0	0	0	0
422	Mark Visheau	1	0	0	0	0
423	Brad Ralph	1	0	0	0	0
424	Kirill Safronov	1	0	0	0	0
425	Pascal Rheaume	1	0	0	0	0
426	Matt Watkins	1	0	0	0	0
427	Mark Visentin	1	0	0	0	0
428	Pavel Brendl	2	0	0	0	0
429	Ryan Caldwell	2	0	0	0	2
430	Kevin Dahl	2	0	0	0	0
431	Joe Dziedzic	2	0	0	0	0
432	Matt Hervey	2	0	0	0	4
433	Pat Jablonski	2	0	0	0	0
434	Bob Joyce	2	0	0	0	0
435	Josh Tordjman	2	0	0	0	0
436	Garrett Stafford	2	0	0	0	0
437	Pete Vandermeer	2	0	0	0	0
438	Bill Whelton	2	0	0	0	0
439	Brandon Yip	2	0	0	0	0
440	Jason Cirone	3	0	0	0	2
441	Steve Fletcher	3	0	0	0	5
442	Jim Hrivnak	3	0	0	0	0

#	PLAYER	GP	G	A	PTS	PIM
443	Kevin Sawyer	3	0	0	0	12
444	Goran Bezina	3	0	0	0	2
445	Ryan Hollweg	3	0	0	0	0
446	Lucas Lessio	3	0	0	0	2
447	Jean-Guy Trudel	4	0	0	0	2
448	Craig Fisher	4	0	0	0	2
449	Ravil Gusmanov	4	0	0	0	0
450	Simon Wheeldon	4	0	0	0	4
451	Michael Morrison	4	0	0	0	0
452	Chad Johnson	4	0	0	0	0
453	Guy Gosselin	5	0	0	0	6
454	Scott Langkow	5	0	0	0	0
455	Brian McGrattan	5	0	0	0	22
456	Al Montoya	5	0	0	0	0
457	Kent Paynter	5	0	0	0	4
458	Rudy Poeschek	5	0	0	0	22
459	Frank Banham	5	0	0	0	2
460	Philippe Sauve	5	0	0	0	0
461	Brandon Gormley	5	0	0	0	2
462	Jean-Marc Pelletier	6	0	0	0	0
463	Don MacIver	6	0	0	0	2
464	Kevin McClelland	6	0	0	0	19
465	Sebastien Bordeleau	6	0	0	0	2
466	Mike Hudson	7	0	0	0	0
467	Brian Noonan	7	0	0	0	0
468	Dominic Roussel	7	0	0	0	2
469	Tyler Bouck	7	0	0	0	4
470	Martin Grenier	8	0	0	0	5
471	Mike Veisor	8	0	0	0	0
472	Harijs Vitolinsh	8	0	0	0	4
473	Brent Johnson	8	0	0	0	0
474	Tim Jackman	8	0	0	0	21
475	Alex Auld	9	0	0	0	0
476	Patrick DesRochers	9	0	0	0	2
477	Paul Boutilier	9	0	0	0	10
478	Tom Draper	9	0	0	0	0
479	Gerry Rioux	9	0	0	0	6
480	Brad Tiley	9	0	0	0	0
481	Mike Stutzel	9	0	0	0	0
482	Garth Murray	10	0	0	0	12
483	John Gibson	11	0	0	0	14
484	Chris Brown	11	0	0	0	19
485	Wayne Dillon	13	0	0	0	2
486	Gord Smith	13	0	0	0	8
487	Michel Dion	14	0	0	0	2
488	Marcel Hossa	14	0	0	0	4
489	Denis Chasse	15	0	0	0	12
490	Steve Penney	15	0	0	0	7
491	David Cullen	16	0	0	0	6
492	Alexandre Bolduc	16	0	0	0	4
493	Ed Ronan	17	0	0	0	16
494	Dan Focht	18	0	0	0	21
495	Dwight Schofield	18	0	0	0	33
496	Mike Amodeo	19	0	0	0	2
497	Zac Bierk	20	0	0	0	4
498	Mike O'Neill	20	0	0	0	0
499	Gary Smith	20	0	0	0	25
500	David LeNeveu	21	0	0	0	0
501	Lindsay Middlebrook	24	0	0	0	0
502	Thomas Greiss	25	0	0	0	0
503	Darcy Hordichuk	26	0	0	0	96
504	Jimmy Waite	33	0	0	0	4
505	Marc Behrend	39	0	0	0	0
506	Jason LaBarbera	58	0	0	0	4



NAME	POS	TEAM	REGULAR SEASON					PLAYOFFS					FROM	TO
			GP	G	A	PTS	PIM	GP	G	A	PTS	PIM		
ABID, Ramzi	LW	PHX	30	10	8	18	30	-	-	-	-	-	2002-03	2002-03
ADAMS, Greg	LW	PHX	144	38	51	89	40	8	1	0	1	0	1998-99	1999-00
ADAMS, Kevyn	C	PHX	33	1	7	8	8	-	-	-	-	-	2006-07	2006-07
AEBISCHER, David	G	PHX	1	0	0	0	0	-	-	-	-	-	2007-08	2007-08
ALATALO, Mika	LW	PHX	152	17	29	46	58	5	0	0	0	2	1999-00	2000-01
AMODEO, Mike	D	WPG	19	0	0	0	2	-	-	-	-	-	1979-80	1979-80
AMONTE, Tony	RW	PHX	59	13	23	36	26	-	-	-	-	-	2002-03	2002-03
ARNIEL, Scott	C	WPG	406	80	112	192	336	18	1	2	3	26	1981-82	1985-86
													1990-91	1990-91
ASHTON, Brent	LW	WPG	222	66	95	161	135	7	3	1	4	2	1988-89	1991-92
AUCOIN, Adrian	D	PHX	221	13	46	59	150	22	0	4	4	22	2009-10	2011-12
AULD, Alex	G	PHX	9	0	0	0	0	-	-	-	-	-	2007-08	2007-08
BABYCH, David	D	WPG	390	73	248	321	392	18	4	10	14	35	1980-81	1985-86
BAILLARGEON, Joel	LW	WPG	15	0	2	2	27	-	-	-	-	-	1986-87	1987-88
BALLARD, Keith	D	PHX	233	19	68	87	243	-	-	-	-	-	2005-06	2007-08
BANHAM, Frank	RW	PHX	5	0	0	0	2	-	-	-	-	-	2002-03	2002-03
BARBER, Don	LW	WPG	27	1	5	6	18	-	-	-	-	-	1990-91	1991-92
BARNES, Stu	C	WPG	102	25	23	48	44	6	1	3	4	2	1991-92	1993-94
BARON, Murray	D	PHX	53	1	5	6	110	7	0	2	2	6	1996-97	1997-98
BAUTIN, Sergei	D	WPG	130	5	25	30	174	-	-	-	-	-	1992-93	1993-94
BEADLE, Sandy	LW	WPG	6	1	0	1	2	-	-	-	-	-	1980-81	1980-81
BEAUREGARD, Stephane	G	WPG	74	0	1	1	6	40	0	0	0	0	1989-90	1991-92
													1993-94	1993-94
BEHREND, Marc	G	WPG	39	0	0	0	0	7	0	0	0	0	1983-84	1985-86
BELANGER, Eric	C	PHX	82	13	27	40	36	4	0	0	0	2	2010-11	2010-11
BELL, Brendan	D	PHX	16	0	2	2	8	-	-	-	-	-	2006-07	2007-08
BEREHOVSKY, Drake	D	PHX	39	2	6	8	69	5	0	1	1	4	2001-02	2002-03
BEREZIN, Sergei	LW	PHX	41	7	9	16	4	-	-	-	-	-	2001-02	2001-02
BERRY, Brad	D	WPG	163	4	25	29	196	11	0	1	1	14	1985-86	1989-90
BERTHIAUME, Daniel	G	WPG	120	0	3	3	20	14	0	0	0	0	1986-87	1989-90
BETHEL, John	LW	WPG	17	0	2	2	4	-	-	-	-	-	1979-80	1979-80
BEZINA, Goran	LW	PHX	3	0	0	0	2	-	-	-	-	-	2003-04	2003-04
BIERK, Zac	G	PHX	20	0	0	0	4	-	-	-	-	-	2002-03	2003-04
BISSONNETTE, Paul	LW	PHX	187	7	14	21	318	4	0	0	0	15	2009-10	2013-14
BLADON, Tom	D	WPG	9	0	5	5	13	-	-	-	-	-	1980-81	1980-81
BLOMSTEN, Arto	D	WPG	19	0	2	2	8	-	-	-	-	-	1993-94	1994-95
BOEDKER, Mikkel	RW	PHX	338	53	93	146	70	20	4	5	9	2	2008-09	2013-14
BOLDUC, Alexandre	C	PHX	16	0	0	0	4	-	-	-	-	-	2011-12	2012-13
BORDELEAU, Sebastien	C	PHX	6	0	0	0	2	-	-	-	-	-	2001-02	2001-02
BORSATO, Luciano	C	WPG	203	35	55	90	113	7	1	0	1	4	1990-91	1994-95
BOSCHMAN, Laurie	C	WPG	526	152	227	379	1338	34	5	10	15	87	1982-83	1989-90
BOUCHARD, Dan	G	WPG	32	0	1	1	48	1	0	0	0	2	1985-86	1985-86
BOUCHARD, Joel	D	PHX	32	1	2	3	22	-	-	-	-	-	2000-01	2000-01
BOUCHER, Brian	G	PHX	96	0	1	1	4	-	-	-	-	-	2002-03	2005-06
BOUCK, Tyler	RW	PHX	7	0	0	0	4	-	-	-	-	-	2001-02	2001-02
BOUTILIER, Paul	D	WPG	9	0	0	0	10	5	0	0	0	15	1987-88	1988-89
BOWNESS, Rick	RW	WPG	45	8	17	25	45	-	-	-	-	-	1980-81	1980-81
BOYKO, Darren	C	WPG	1	0	0	0	0	-	-	-	-	-	1988-89	1988-89
BOYNTON, Nick	D	PHX	138	5	18	23	263	-	-	-	-	-	2006-07	2007-08
BRENDL, Pavel	RW	PHX	2	0	0	0	0	-	-	-	-	-	2005-06	2005-06
BRICKLEY, Andy	LW	WPG	14	0	2	2	2	1	1	1	2	0	1992-93	1993-94
BRIERE, Daniel	C	PHX	258	70	76	146	146	6	2	1	3	2	1997-98	2002-03
BROTEN, Aaron	C	WPG	25	4	5	9	14	7	2	2	4	12	1991-92	1991-92
BROWN, Chris	RW	PHX	11	0	0	0	19	-	-	-	-	-	2012-13	2013-14
BROWN, Greg	D	WPG	9	0	3	3	17	-	-	-	-	-	1994-95	1994-95
BRULE, Gilbert	C	PHX	36	5	9	14	13	12	2	1	3	0	2011-12	2011-12
													2013-14	2013-14
BRYZGALOV, Ilya	G	PHX	257	0	3	3	12	11	0	0	0	0	2007-08	2010-11
BUCHBERGER, Kelly	C	PHX	79	3	9	12	109	-	-	-	-	-	2002-03	2002-03
BURKE, Sean	G	PHX	211	0	4	4	52	10	0	2	2	0	1999-00	2003-04
BUTLER, Jerry	RW	WPG	42	3	6	9	14	-	-	-	-	-	1982-83	1982-83
CALDWELL, Ryan	D	PHX	2	0	0	0	2	-	-	-	-	-	2007-08	2007-08
CAMERON, Al	D	WPG	92	4	13	17	93	-	-	-	-	-	1979-80	1980-81
CAMPBELL, Scott	D	WPG	77	4	21	25	191	-	-	-	-	-	1979-80	1980-81
CAMPBELL, Wade	D	WPG	185	9	23	32	245	6	0	0	0	9	1982-83	1985-86
CARCILLO, Daniel	LW	PHX	129	20	21	41	572	-	-	-	-	-	2006-07	2008-09
CARLYLE, Randy	D	WPG	564	80	226	306	736	31	3	14	17	51	1983-84	1992-93



NAME	POS	TEAM	REGULAR SEASON					PLAYOFFS					FROM	TO
			GP	G	A	PTS	PIM	GP	G	A	PTS	PIM		
CARNEY, Keith	D	PHX	266	9	54	63	253	18	1	2	3	31	1997-98	2000-01
CHARTIER, Dave	C	WPG	1	0	0	0	0	-	-	-	-	-	1980-81	1980-81
CHASSE, Denis	RW	WPG	15	0	0	0	12	-	-	-	-	-	1995-96	1995-96
CHEVELDAE, Tim	G	WPG	74	0	1	1	4	-	-	-	-	-	1993-94	1995-96
CHEVRIER, Alain	G	WPG	22	0	4	4	2	-	-	-	-	-	1988-89	1988-89
CHIPCHURA, Kyle	C	PHX	179	13	37	50	137	15	1	3	4	7	2011-12	2013-14
CHRISTIAN, Dave	C	WPG	230	79	130	209	73	7	0	1	1	2	1979-80	1982-83
CHRISTIAN, Jeff	LW	PHX	1	0	0	0	0	-	-	-	-	-	1997-98	1997-98
CIRONE, Jason	C	WPG	3	0	0	0	2	-	-	-	-	-	1991-92	1991-92
CLEARY, Daniel	RW	PHX	68	6	11	17	42	-	-	-	-	-	2003-04	2003-04
COLE, Danton	RW	WPG	98	21	19	40	92	-	-	-	-	-	1988-89	1991-92
COMRIE, Mike	C	PHX	132	45	50	95	91	-	-	-	-	-	2003-04	2006-07
CONNER, Chris	RW	PHX	12	1	1	2	2	-	-	-	-	-	2012-13	2012-13
CORKUM, Bob	C	PHX	233	30	30	60	85	20	3	3	6	12	1996-97	1998-99
CORY, Ross	D	WPG	51	2	10	12	41	-	-	-	-	-	1979-80	1980-81
CRONIN, Shawn	D	WPG	193	1	13	14	703	9	0	0	0	13	1989-90	1991-92
CULLEN, David	D	PHX	16	0	0	0	6	-	-	-	-	-	2000-01	2001-02
CUMMINS, Jim	RW	PHX	75	1	7	8	237	6	0	1	1	4	1997-98	1998-99
CUNNEYWORTH, Randy	LW	WPG	28	5	6	11	34	-	-	-	-	-	1989-90	1989-90
DAHL, Kevin	D	PHX	2	0	0	0	0	-	-	-	-	-	1996-97	1996-97
DAIGNEAULT, J.J.	D	PHX	88	1	13	14	54	7	0	0	0	8	1998-99	1999-00
DALEY, Pat	LW	WPG	12	1	0	1	13	-	-	-	-	-	1979-80	1980-81
DAVYDOV, Evgeny	RW	WPG	91	32	24	56	74	11	2	2	4	2	1991-92	1992-93
DAWES, Nigel	LW	PHX	12	0	2	2	0	-	-	-	-	-	2008-09	2008-09
DEBLOIS, Lucien	C	WPG	235	87	102	189	208	15	3	2	5	15	1981-82	1983-84
													1991-92	1991-92
DeBRUSK, Louie	LW	PHX	115	4	3	7	191	9	2	0	2	6	1998-99	2000-01
DERLAGO, Bill	C	WPG	27	5	5	10	6	3	1	0	1	0	1985-86	1985-86
DesROCHERS, Patrick	G	PHX	9	0	0	0	2	-	-	-	-	-	2001-02	2002-03
DEVEREAUX, Boyd	C	PHX	78	8	14	22	44	-	-	-	-	-	2005-06	2005-06
DIDUCK, Gerald	D	PHX	133	9	14	23	213	16	0	2	2	32	1996-97	1998-99
DILLON, Wayne	C	WPG	13	0	0	0	2	-	-	-	-	-	1979-80	1979-80
DION, Michel	G	WPG	14	0	0	0	2	-	-	-	-	-	1980-81	1980-81
DOAN, Shane	RW	PHX/WPG	1315	354	508	862	1142	55	15	13	28	85	1995-96	2013-14
DOIG, Jason	D	PHX/WPG	28	1	3	4	50	-	-	-	-	-	1995-96	1998-99
DOLLAS, Bobby	D	WPG	56	0	5	5	66	3	0	0	0	2	1983-84	1985-86
DOMI, Tie	RW	WPG	173	15	25	40	724	6	1	0	1	23	1992-93	1994-95
DONNELLY, Gord	D	WPG	173	12	17	29	726	6	0	1	1	8	1988-89	1991-92
DOUGLAS, Jordy	LW	WPG	24	4	4	8	8	1	0	0	0	2	1983-84	1984-85
DOURIS, Peter	RW	WPG	21	0	2	2	0	1	0	0	0	0	1985-86	1987-88
DRAKE, Dallas	RW	PHX/WPG	382	82	143	225	328	26	4	6	10	12	1993-94	1999-00
DRAPER, Kris	C	WPG	20	3	0	3	9	2	0	0	0	0	1990-91	1992-93
DRAPER, Tom	G	WPG	9	0	0	0	0	-	-	-	-	-	1988-89	1989-90
													1995-96	1995-96
DROUIN, Jude	C	WPG	85	8	16	24	54	-	-	-	-	-	1979-80	1980-81
DRUCE, John	RW	WPG	50	6	14	20	37	2	0	0	0	0	1992-93	1992-93
DUDLEY, Rick	RW	WPG	30	5	5	10	28	-	-	-	-	-	1980-81	1980-81
DUFFUS, Parris	G	PHX	1	0	0	0	0	-	-	-	-	-	1996-97	1996-97
DUNCAN, Iain	LW	WPG	127	34	55	89	149	11	0	3	3	6	1986-87	1990-91
DUNCANSON, Craig	LW	WPG	7	2	0	2	16	-	-	-	-	-	1990-91	1990-91
DUPONT, Norm	LW	WPG	181	47	67	114	38	5	3	1	4	0	1980-81	1982-83
DZIEDZIC, Joe	LW	PHX	2	0	0	0	0	-	-	-	-	-	1998-99	1998-99
EAGLES, Mike	C	WPG	293	21	46	67	464	12	0	1	1	14	1990-91	1994-95
EAKINS, Dallas	D	PHX/WPG	20	0	2	2	48	-	-	-	-	-	1992-93	1992-93
													1995-96	1996-97
EASTWOOD, Mike	C	PHX/WPG	126	18	23	41	28	6	0	1	1	2	1994-95	1996-97
EAVES, Murray	C	WPG	49	4	12	16	7	4	0	1	1	2	1980-81	1985-86
EBBETT, Andrew	C	PHX	33	2	3	5	4	3	0	0	0	0	2010-11	2010-11
EKMAN-LARSSON, Oliver	D	PHX	258	32	79	111	132	16	1	3	4	8	2010-11	2013-14
ELLETT, Dave	D	WPG	475	95	204	299	504	33	4	16	20	22	1984-85	1990-91
ELYNUIK, Pat	RW	WPG	289	115	129	244	462	14	4	6	10	6	1987-88	1991-92
EMERSON, Nelson	RW	WPG	131	47	64	111	106	-	-	-	-	-	1993-94	1994-95
ENDEAN, Craig	LW	WPG	2	0	1	1	0	-	-	-	-	-	1986-87	1986-87
ERAT, Martin	RW	PHX	17	2	3	5	6	-	-	-	-	-	2013-14	2013-14
ERICKSON, Bryan	C	WPG	73	6	23	29	20	3	0	0	0	0	1990-91	1993-94
ERIKSSON, Anders	D	PHX	12	0	3	3	0	-	-	-	-	-	2009-10	2009-10
ESCHE, Robert	G	PHX	58	0	3	3	22	-	-	-	-	-	1998-99	2001-02



NAME	POS	TEAM	REGULAR SEASON					PLAYOFFS					FROM	TO
			GP	G	A	PTS	PIM	GP	G	A	PTS	PIM		
ESSENSA, Bob	G	PHX/WPG	311	0	12	12	18	11	0	0	0	2	1988-89	1993-94
													1999-00	1999-00
EVANS, Doug	LW	WPG	127	24	42	66	209	8	2	2	4	12	1989-90	1991-92
FEDORUK, Todd	LW	PHX	72	6	7	13	72	-	-	-	-	-	2008-09	2008-09
FEDOTOV, Anatoli	D	WPG	1	0	2	2	0	-	-	-	-	-	1992-93	1992-93
FENTON, Paul	LW	WPG	156	50	31	81	91	7	2	0	2	23	1988-89	1990-91
FERENCE, Brad	D	PHX	78	0	6	6	131	-	-	-	-	-	2002-03	2003-04
FIDDLER, Vernon	C	PHX	147	14	38	52	92	10	1	1	2	14	2009-10	2010-11
FINLEY, Jeff	D	PHX/WPG	130	4	12	16	121	7	0	0	0	6	1995-96	1996-97
FISHER, Craig	C	WPG	4	0	0	0	2	-	-	-	-	-	1993-94	1993-94
FISCHER, Patrick	C	PHX	27	4	6	10	24	-	-	-	-	-	2006-07	2006-07
FLETCHER, Steve	D	WPG	3	0	0	0	5	-	-	-	-	-	1988-89	1988-89
FLICHEL, Todd	D	WPG	6	0	1	1	4	-	-	-	-	-	1987-88	1989-90
FOCHT, Dan	D	PHX	18	0	0	0	21	1	0	1	1	0	2001-02	2002-03
FRASER, Iain	C	WPG	12	1	1	2	4	4	0	0	0	0	1995-96	1995-96
GAGNON, Sean	D	PHX	7	0	1	1	21	-	-	-	-	-	1997-98	1998-99
GAINEY, Steve	LW	PHX	20	0	1	1	20	-	-	-	-	-	2005-06	2005-06
GARTNER, Mike	RW	PHX	142	44	46	90	62	12	2	2	4	22	1996-97	1997-98
GAUTHIER, Denis	D	PHX	45	2	9	11	61	-	-	-	-	-	2005-06	2005-06
GEOFFRION, Danny	RW	WPG	79	20	26	46	82	-	-	-	-	-	1980-81	1981-82
GIBSON, John	D	WPG	11	0	0	0	14	-	-	-	-	-	1983-84	1983-84
GILL, Todd	D	PHX	41	1	6	7	30	-	-	-	-	-	1999-00	1999-00
GILHEN, Randy	C	WPG	185	18	17	35	151	4	1	0	1	10	1986-87	1988-89
													1993-94	1995-96
GOERTZEN, Steven	RW	PHX	16	2	2	4	24	-	-	-	-	-	2008-09	2008-09
GORDON, Boyd	C	PHX	123	12	25	37	18	16	0	2	2	6	2011-12	2012-13
GORMLEY, Brandon	D	PHX	5	0	0	0	2	-	-	-	-	-	2013-14	2013-14
GOSSELIN, Guy	D	WPG	5	0	0	0	6	-	-	-	-	-	1987-88	1987-88
GRATTON, Chris	C	PHX	82	11	19	30	114	-	-	-	-	-	2002-03	2003-04
GRATTON, Josh	LW	PHX	64	2	1	3	223	-	-	-	-	-	2005-06	2007-08
GRAVES, Hilliard	RW	WPG	35	1	5	6	15	-	-	-	-	-	1979-80	1979-80
GREEN, Travis	C	PHX	147	38	36	74	108	5	2	1	3	2	1999-00	2000-01
GREISS, Thomas	G	PHX	25	0	0	0	0	-	-	-	-	-	2013-14	2013-14
GRENIER, Martin	D	PHX	8	0	0	0	5	-	-	-	-	-	2001-02	2002-03
GROSEK, Michal	LW	WPG	28	3	2	5	21	-	-	-	-	-	1993-94	1995-96
GUINDON, Bob	LW	WPG	6	0	1	1	0	-	-	-	-	-	1979-80	1979-80
GUSMANOV, Ravil	RW	WPG	4	0	0	0	0	-	-	-	-	-	1995-96	1995-96
HALE, David	D	PHX	48	3	6	9	36	-	-	-	-	-	2008-09	2008-09
HALPERN, Jeff	C	PHX	69	5	7	12	24	-	-	-	-	-	2013-14	2013-14
HAMEL, Gilles	LW	WPG	142	35	32	67	59	9	2	0	2	2	1986-87	1987-88
HAMEL, Pierre	G	WPG	64	0	3	3	14	-	-	-	-	-	1979-80	1980-81
HANDZUS, Michal	C	PHX	89	19	34	53	55	5	0	0	0	2	2000-01	2001-02
HANSEN, Tavis	RW	PHX/WPG	34	2	1	3	16	2	0	0	0	0	1994-95	2000-01
HANZAL, Martin	C	PHX	456	80	142	222	386	23	4	8	12	47	2007-08	2013-14
HARTMAN, Mike	LW	WPG	75	4	4	8	264	2	0	0	0	2	1991-92	1991-92
HAWERCHUK, Dale	C	WPG	713	379	550	929	478	38	16	33	49	39	1981-82	1989-90
HAYWARD, Brian	G	WPG	165	0	8	8	37	11	0	0	0	0	1982-83	1985-86
HELMER, Bryan	D	PHX	28	0	1	1	33	-	-	-	-	-	1998-99	1998-99
													2003-04	2003-04
HERVEY, Matt	D	WPG	2	0	0	0	4	-	-	-	-	-	1988-89	1988-89
HESHKA, Shaun	D	PHX	8	0	2	2	0	-	-	-	-	-	2009-10	2009-10
HOGGAN, Jeff	LW	PHX	8	0	1	1	9	-	-	-	-	-	2008-09	2009-10
HOGUE, Benoit	C	PHX	27	3	10	13	10	5	1	2	3	2	1999-00	1999-00
HOLDEN, Mark	G	WPG	4	0	1	1	0	-	-	-	-	-	1984-85	1984-85
HOLLWEG, Ryan	LW	PHX	3	0	0	0	0	-	-	-	-	-	2010-11	2010-11
HOPKINS, Larry	LW	WPG	60	13	16	29	26	6	0	0	0	2	1979-80	1979-80
													1981-82	1982-83
HORDICHUK, Darcy	LW	PHX	26	0	0	0	96	-	-	-	-	-	2001-02	2002-03
HOSSA, Marcel	LW	PHX	14	0	0	0	4	-	-	-	-	-	2007-08	2007-08
HOUSLEY, Phil	D	WPG	232	64	195	259	168	13	1	11	12	2	1990-91	1992-93
HOYDA, Dave	LW	WPG	24	2	1	3	42	-	-	-	-	-	1979-80	1980-81
HRDINA, Jan	C	PHX	59	11	19	30	38	-	-	-	-	-	2002-03	2003-04
HRIVNAK, Jim	G	WPG	3	0	0	0	0	-	-	-	-	-	1992-93	1992-93
HUDSON, Mike	C	PHX	7	0	0	0	0	-	-	-	-	-	1996-97	1996-97
HUGHES, Brent	LW	WPG	39	4	4	8	115	-	-	-	-	-	1988-89	1989-90
HULL, Bobby	LW	WPG	18	4	6	10	0	-	-	-	-	-	1979-80	1979-80
HULL, Brett	RW	PHX	5	0	1	1	0	-	-	-	-	-	2005-06	2005-06



NAME	POS	TEAM	REGULAR SEASON					PLAYOFFS					FROM	TO
			GP	G	A	PTS	PIM	GP	G	A	PTS	PIM		
HULSE, Cale	D	PHX	82	3	17	20	123	-	-	-	-	-	2003-04	2005-06
HUNTER, Dave	LW	WPG	34	3	1	4	61	-	-	-	-	-	1988-89	1988-89
HUSCROFT, Jamie	D	PHX	11	0	1	1	27	-	-	-	-	-	1998-99	1998-99
ISBISTER, Brad	RW	PHX	98	13	12	25	148	5	0	0	0	2	1997-98	1998-99
JABLONSKI, Pat	G	PHX	2	0	0	0	0	-	-	-	-	-	1996-97	1996-97
JACKMAN, Tim	RW	PHX	8	0	0	0	21	-	-	-	-	-	2005-06	2005-06
JANNEY, Craig	C	PHX /WPG	158	32	94	126	38	19	1	8	9	4	1995-96	1997-98
JANSSENS, Mark	C	PHX	7	1	2	3	4	1	0	0	0	2	1997-98	1997-98
JARVENPAA, Hannu	RW	WPG	114	11	26	37	83	-	-	-	-	-	1986-87	1988-89
JASPERS, Jason	C	PHX	9	0	1	1	6	-	-	-	-	-	2001-02	2003-04
JOHNSON, Chad	G	PHX	4	0	0	0	0	-	-	-	-	-	2012-13	2012-13
JOHNSON, Jim	D	PHX	71	5	8	13	92	6	0	0	0	4	1996-97	1997-98
JOHNSON, Brent	G	PHX	8	0	0	0	0	-	-	-	-	-	2003-04	2003-04
JOHNSON, Mike	RW	PHX	242	47	112	159	139	5	1	1	2	6	2000-01	2005-06
JOHNSON, Nick	RW	PHX	17	4	2	6	0	-	-	-	-	-	2012-13	2012-13
JOKINEN, Olli	C	PHX	57	21	21	42	49	-	-	-	-	-	2008-09	2008-09
JOMPHE, J.F.	C	PHX	1	0	0	0	2	-	-	-	-	-	1998-99	1998-99
JONES, Brad	LW	WPG	47	9	10	19	6	1	0	0	0	0	1986-87	1989-90
JONES, Matt	D	PHX	106	1	10	11	55	-	-	-	-	-	2005-06	2007-08
JOSEPH, Chris	D	PHX	33	1	1	2	16	-	-	-	-	-	1999-00	2000-01
JOSEPH, Curtis	G	PHX	115	0	1	1	28	-	-	-	-	-	2005-06	2006-07
JOSEPH, Tony	RW	WPG	2	1	0	1	0	-	-	-	-	-	1988-89	1990-91
JOVANOVSKI, Ed	D	PHX	332	47	117	164	336	11	1	1	2	6	2006-07	2010-11
JOYCE, Bob	LW	WPG	2	0	0	0	0	-	-	-	-	-	1991-92	1992-93
JUNEAU, Joe	LW	PHX	69	10	23	33	28	-	-	-	-	-	2000-01	2000-01
KALININ, Dmitri	D	PHX	15	1	3	4	6	-	-	-	-	-	2008-09	2008-09
KAMINSKY, Yan	RW	WPG	1	0	0	0	0	-	-	-	-	-	1993-94	1993-94
KAPANEN, Niko	C	PHX	98	12	25	37	42	-	-	-	-	-	2006-07	2007-08
KENNEDY, Dean	D	WPG	172	5	19	24	269	8	0	0	0	2	1991-92	1993-94
KENNEDY, Tim	LW	PHX	37	2	6	8	4	-	-	-	-	-	2013-14	2013-14
KERR, Alan	RW	WPG	7	0	1	1	2	-	-	-	-	-	1992-93	1992-93
KHABIBULIN, Nikolai	G	PHX /WPG	284	0	6	6	62	24	0	1	1	8	1994-95	1998-99
KHARIN, Sergei	RW	WPG	7	2	3	5	2	-	-	-	-	-	1990-91	1990-91
KILGER, Chad	C	PHX /WPG	63	6	7	13	29	4	1	0	1	0	1995-96	1997-98
KING, Kris	LW	PHX /WPG	341	28	40	68	762	18	1	2	3	25	1992-93	1996-97
KLEE, Ken	D	PHX	68	1	10	11	24	-	-	-	-	-	2008-09	2008-09
KLESLA, Rostislav	D	PHX	144	7	19	26	112	19	2	6	8	11	2010-11	2013-14
KLINKHAMMER, Rob	LW	PHX	94	16	15	31	29	-	-	-	-	-	2012-13	2013-14
KOLANOS, Krystofer	C	PHX	109	17	18	35	74	2	0	0	0	6	2001-02	2005-06
KOROLEV, Igor	RW	PHX /WPG	159	33	58	91	80	7	0	3	3	0	1994-95	1996-97
KORPIKOSKI, Lauri	LW	PHX	332	56	68	124	86	22	1	1	2	6	2009-10	2013-14
KULAK, Stu	RW	WPG	18	2	0	2	24	-	-	-	-	-	1988-89	1988-89
KUMPEL, Mark	RW	WPG	141	19	16	35	50	11	2	0	2	6	1987-88	1990-91
KVASHA, Oleg	LW	PHX	15	4	7	11	6	-	-	-	-	-	2005-06	2005-06
KYLLONEN, Markku	LW	WPG	9	0	2	2	2	-	-	-	-	-	1988-89	1988-89
KYTE, Jim	D	WPG	399	11	25	36	772	24	0	4	4	73	1982-83	1988-89
LABARBERA, Jason	G	PHX	68	0	0	0	4	-	-	-	-	-	2009-10	2012-13
LALOR, Mike	D	WPG	128	6	15	21	140	11	0	2	2	23	1991-92	1992-93
LANG, Robert	C	PHX	64	9	20	29	28	4	0	1	1	0	2009-10	2009-10
LANGKOW, Daymond	C	PHX	316	79	117	196	146	21	2	6	8	4	2001-02	2003-04
													2011-12	2011-12
LANGKOW, Scott	G	PHX /WPG	5	0	0	0	0	-	-	-	-	-	1995-96	1998-99
LARAQUE, Georges	RW	PHX	56	5	17	22	52	-	-	-	-	-	2006-07	2006-07
LAROSE, Guy	C	WPG	10	0	1	1	14	-	-	-	-	-	1988-89	1990-91
LAUEN, Mike	RW	WPG	3	0	1	1	0	-	-	-	-	-	1983-84	1983-84
LEACH, Stephen	RW	PHX	22	1	1	2	37	7	1	1	2	2	1998-99	1998-99
LEBLANC, John	RW	WPG	38	12	3	15	10	-	-	-	-	-	1991-92	1994-95
LECLERC, Mike	LW	PHX	35	9	12	21	29	-	-	-	-	-	2005-06	2005-06
LECUYER, Doug	LW	WPG	45	6	17	23	66	-	-	-	-	-	1980-81	1980-81
LEGGE, Barry	D	WPG	76	1	8	9	126	-	-	-	-	-	1980-81	1981-82
LEHOUX, Yanick	C	PHX	10	2	2	4	6	-	-	-	-	-	2005-06	2006-07
LEMAY, Moe	LW	WPG	10	1	0	1	14	-	-	-	-	-	1988-89	1988-89
LEMIEUX, Claude	RW	PHX	164	32	49	81	158	5	0	0	0	2	2000-01	2002-03
LEMIEUX, Jocelyn	RW	PHX	32	4	3	7	27	2	0	0	0	4	1996-97	1997-98
LENEVEU, David	G	PHX	21	0	0	0	0	-	-	-	-	-	2005-06	2006-07
LEPISTO, Sami	D	PHX	117	5	17	22	97	7	1	0	1	6	2009-10	2010-11
LESSIO, Lucas	LW	PHX	3	0	0	0	2	-	-	-	-	-	2013-14	2013-14



NAME	POS	TEAM	REGULAR SEASON					PLAYOFFS					FROM	TO
			GP	G	A	PTS	PIM	GP	G	A	PTS	PIM		
LESUK, Bill	LW	WPG	49	0	1	1	43	-	-	-	-	-	1979-80	1979-80
LETOWSKI, Trevor	C	PHX	206	30	43	73	58	5	1	1	2	4	1998-99	2001-02
LEVIE, Craig	D	WPG	62	8	14	22	80	-	-	-	-	-	1981-82	1982-83
LEVINS, Scott	RW	PHX /WPG	11	0	1	1	23	-	-	-	-	-	1992-93	1992-93
													1997-98	1997-98
LINDSTROM, Joakim	LW	PHX	44	9	11	20	28	-	-	-	-	-	2008-09	2008-09
LINDSTROM, Willy	RW	WPG	288	98	91	189	106	4	2	1	3	2	1979-80	1982-83
LISIN, Enver	RW	PHX	78	18	10	28	46	-	-	-	-	-	2006-07	2008-09
LOMBARDI, Matthew	C	PHX	118	28	49	77	54	7	1	5	6	2	2008-09	2009-10
													2012-13	2012-13
LONG, Barry	D	WPG	70	6	19	25	46	-	-	-	-	-	1980-81	1981-82
LOUSTEL, Ron	G	WPG	1	0	0	0	0	-	-	-	-	-	1980-81	1980-81
LUKOWICH, Morris	LW	WPG	431	168	177	345	438	7	0	2	2	16	1979-80	1984-85
LUMME, Jyrki	D	PHX	192	19	74	93	122	12	0	2	2	8	1998-99	2000-01
LUNDHOLM, Bengt	LW	WPG	275	48	95	143	72	14	3	4	7	14	1981-82	1985-86
LUNDMARK, Jamie	C	PHX	38	5	13	18	36	-	-	-	-	-	2005-06	2005-06
MacDERMID, Paul	RW	WPG	172	32	42	74	379	7	0	2	2	8	1989-90	1991-92
MacIVER, Don	D	WPG	6	0	0	0	2	-	-	-	-	-	1979-80	1979-80
MACIVER, Norm	D	PHX /WPG	112	11	40	51	88	12	1	1	2	4	1995-96	1997-98
MacLEAN, Brett	LW	PHX	13	2	1	3	2	-	-	-	-	-	2010-11	2010-11
MacLEAN, Don	C	PHX	9	1	1	2	0	-	-	-	-	-	2006-07	2006-07
MacLEAN, Paul	RW	WPG	528	248	270	518	726	35	16	10	26	76	1981-82	1987-88
MALGUNAS, Stewart	D	WPG	29	0	1	1	32	-	-	-	-	-	1995-96	1995-96
MANERY, Kris	LW	WPG	63	19	13	32	30	-	-	-	-	-	1979-80	1980-81
MANN, Jimmy	RW	WPG	202	9	12	21	598	4	0	0	0	7	1979-80	1983-84
MANSON, Dave	D	PHX /WPG	205	14	59	73	559	6	2	1	3	30	1993-94	1996-97
MANTHA, Moe	D	WPG	318	31	125	156	203	16	5	10	15	18	1980-81	1983-84
													1989-90	1991-92
MARA, Paul	D	PHX	323	38	104	142	268	5	0	0	0	4	2000-01	2005-06
MARCHMENT, Bryan	D	WPG	37	2	4	6	121	-	-	-	-	-	1988-89	1990-91
MARKELL, John	LW	WPG	52	11	10	21	36	-	-	-	-	-	1979-80	1980-81
MARKOV, Danny	D	PHX	136	10	46	56	103	-	-	-	-	-	2001-02	2002-03
MAROIS, Mario	D	WPG	255	17	116	133	178	18	2	11	13	35	1985-86	1988-89
													1991-92	1991-92
MARSH, Peter	RW	WPG	81	16	25	41	68	-	-	-	-	-	1979-80	1980-81
MARTIN, Craig	RW	WPG	20	0	1	1	19	-	-	-	-	-	1994-95	1994-95
MARTIN, Tom	LW	WPG	24	2	0	2	91	3	0	0	0	2	1984-85	1986-87
MATTSSON, Markus	G	WPG	52	0	2	2	0	-	-	-	-	-	1979-80	1980-81
MAXWELL, Bryan	D	WPG	102	8	25	33	268	3	1	0	1	23	1981-82	1983-84
MAY, Brad	LW	PHX	154	24	30	54	234	5	0	0	0	0	2000-01	2002-03
McBAIN, Andrew	RW	WPG	408	101	129	230	421	24	5	7	12	39	1983-84	1988-89
McBEAN, Wayne	D	WPG	31	2	9	11	24	-	-	-	-	-	1993-94	1993-94
McCLELLAND, Kevin	RW	WPG	6	0	0	0	19	-	-	-	-	-	1993-94	1993-94
McCRIMMON, Brad	D	PHX	37	1	5	6	18	-	-	-	-	-	1996-97	1996-97
McFALL, Dan	D	WPG	9	0	1	1	0	-	-	-	-	-	1984-85	1985-86
McGRATTAN, Brian	RW	PHX	5	0	0	0	22	-	-	-	-	-	2008-09	2008-09
McKENZIE, Jim	LW	PHX /WPG	202	12	9	21	548	9	0	0	0	4	1995-96	1997-98
McLLWAIN, Dave	RW	WPG	143	40	38	78	108	7	0	1	1	2	1989-90	1991-92
McMILLAN, Brandon	C	PHX	22	2	4	6	4	-	-	-	-	-	2013-14	2013-14
McREYNOLDS, Brian	C	WPG	9	0	2	2	4	-	-	-	-	-	1989-90	1989-90
McTAVISH, Gord	C	WPG	10	1	3	4	2	-	-	-	-	-	1979-80	1979-80
MELROSE, Barry	D	WPG	92	5	7	12	164	-	-	-	-	-	1979-80	1980-81
MELAMETSA, Anssi	LW	WPG	27	0	3	3	2	-	-	-	-	-	1985-86	1985-86
MEYER, Freddy	D	PHX	5	0	0	0	0	-	-	-	-	-	2007-08	2007-08
MICHALEK, Zbynek	D	PHX	486	28	97	125	226	7	0	2	2	2	2005-06	2009-10
													2012-13	2013-14
MIDDLEBROOK, Lindsay	G	WPG	24	0	0	0	0	-	-	-	-	-	1979-80	1980-81
MIELE, Andy	C	PHX	15	0	2	2	11	-	-	-	-	-	2011-12	2013-14
MIKULCHIK, Oleg	D	WPG	29	0	3	3	29	-	-	-	-	-	1993-94	1994-95
MILLS, Craig	RW	WPG	4	0	2	2	0	1	0	0	0	0	1995-96	1995-96
MIRONOV, Boris	D	WPG	65	7	22	29	96	-	-	-	-	-	1993-94	1993-94
MOFFAT, Lyle	LW	WPG	74	10	9	19	38	-	-	-	-	-	1979-80	1979-80
MONTOYA, Al	G	PHX	5	0	0	0	0	-	-	-	-	-	2008-09	2008-09
MORE, Jayson	D	PHX	64	6	11	17	90	7	0	0	0	7	1996-97	1997-98
MORRIS, Derek	D	PHX	544	38	114	152	462	23	3	7	10	35	2003-04	2008-09
													2009-10	2013-14
MORRISON, Michael	G	PHX	4	0	0	0	0	-	-	-	-	-	2006-07	2006-07



NAME	POS	TEAM	REGULAR SEASON					PLAYOFFS					FROM	TO
			GP	G	A	PTS	PIM	GP	G	A	PTS	PIM		
MOSS, David	RW	PHX	124	13	29	42	39	-	-	-	-	-	2012-13	2013-14
MUELLER, Peter	C	PHX	207	39	68	107	64	-	-	-	-	-	2007-08	2009-10
MULHERN, Richard	D	WPG	19	0	4	4	14	-	-	-	-	-	1980-81	1980-81
MULLEN, Brian	LW	WPG	372	124	172	296	132	26	7	9	16	16	1982-83	1986-87
MUNI, Craig	D	WPG	25	1	3	4	37	6	0	1	1	2	1995-96	1995-96
MURLEY, Matt	LW	PHX	3	0	1	1	0	-	-	-	-	-	2007-08	2007-08
MURPHY, Connor	D	PHX	30	1	7	8	10	-	-	-	-	-	2013-14	2013-14
MURRAY, Garth	C	PHX	10	0	0	0	12	-	-	-	-	-	2008-09	2008-09
MURRAY, Rob	C	PHX / WPG	49	2	5	7	34	-	-	-	-	-	1991-92	1998-99
MURRAY, Troy	C	WPG	103	20	34	54	103	7	0	0	0	2	1991-92	1992-93
NAGY, Ladislav	LW	PHX	321	92	157	249	312	5	0	0	0	21	2000-01	2006-07
NASH, Tyson	LW	PHX	119	3	11	14	194	-	-	-	-	-	2003-04	2005-06
NAZAROV, Andrei	LW	PHX	122	10	5	15	311	3	0	0	0	2	2001-02	2003-04
NECKAR, Stan	D	PHX	130	4	11	15	109	11	0	1	1	4	1998-99	2000-01
NEDVED, Petr	C	PHX	25	2	9	11	34	-	-	-	-	-	2005-06	2005-06
NEUFELD, Ray	RW	WPG	249	61	66	127	388	18	6	3	9	46	1985-86	1988-89
NIKULIN, Alexander	C	PHX	1	0	0	0	0	-	-	-	-	-	2008-09	2008-09
NILL, Jim	RW	WPG	141	17	21	38	209	14	0	1	1	39	1984-85	1987-88
NOKELAINEN, Petteri	C	PHX	22	1	2	3	6	5	0	0	0	2	2009-10	2009-10
													2011-12	2011-12
NOLAN, Owen	RW	PHX	76	16	24	40	56	-	-	-	-	-	2006-07	2006-07
NOONAN, Brian	RW	PHX	7	0	0	0	0	5	0	2	2	4	1998-99	1998-99
NORWICH, Craig	D	WPG	70	10	35	45	36	-	-	-	-	-	1979-80	1979-80
NOVOSELTSEV, Ivan	RW	PHX	17	2	0	2	6	-	-	-	-	-	2003-04	2003-04
NUMMINEN, Teppo	D	PHX / WPG	1098	108	426	534	405	50	8	8	16	20	1988-89	2002-03
ODELEIN, Lyle	D	PHX	16	1	7	8	19	5	0	0	0	16	1999-00	1999-00
O'DONNELL, Sean	D	PHX	57	1	7	8	121	-	-	-	-	-	2005-06	2005-06
OLAUSSEN, Fredrik	D	WPG	496	86	249	335	196	35	4	13	17	12	1986-87	1993-94
OLCZYK, Eddie	C	WPG	214	95	106	201	235	12	3	3	6	10	1990-91	1992-93
													1994-95	1995-96
OLIVER, David	RW	PHX	9	1	0	1	2	-	-	-	-	-	1999-00	1999-00
O'NEILL, Mike	G	WPG	20	0	0	0	0	-	-	-	-	-	1991-92	1993-94
O'REILLY, Cal	C	PHX	22	2	3	5	2	-	-	-	-	-	2011-12	2011-12
OSBORNE, Mark	LW	WPG	80	12	20	32	124	-	-	-	-	-	1990-91	1991-92
OSIECKI, Mark	D	WPG	4	1	0	1	2	-	-	-	-	-	1992-93	1992-93
O'SULLIVAN, Patrick	C	PHX	23	2	2	4	2	-	-	-	-	-	2011-12	2011-12
PASLAWSKI, Greg	RW	WPG	114	27	40	67	24	7	1	3	4	0	1989-90	1990-91
PAYNTER, Kent	D	WPG	5	0	0	0	4	-	-	-	-	-	1991-92	1991-92
PEDERSON, Denis	C	PHX	19	1	1	2	20	5	0	2	2	0	2001-02	2001-02
PELLERIN, Scott	LW	PHX	23	0	1	1	8	-	-	-	-	-	2002-03	2002-03
PELLETIER, Jean-Marc	G	PHX	6	0	0	0	0	-	-	-	-	-	2002-03	2003-04
PENNEY, Steve	G	WPG	15	0	0	0	7	-	-	-	-	-	1986-87	1987-88
PERRAULT, Joel	C	PHX	78	12	14	26	68	-	-	-	-	-	2005-06	2009-10
PERREAULT, Yanic	C	PHX	49	19	14	33	30	-	-	-	-	-	2006-07	2006-07
PETIT, Michel	D	PHX	32	4	2	6	77	5	0	0	0	8	1997-98	1998-99
PICARD, Robert	D	WPG	160	20	43	63	158	11	2	2	4	20	1983-84	1985-86
PLANTERY, Mark	D	WPG	25	1	5	6	14	-	-	-	-	-	1980-81	1980-81
POESCHEK, Rudy	RW	WPG	5	0	0	0	22	-	-	-	-	-	1990-91	1991-92
POOLEY, Paul	RW	WPG	15	0	3	3	0	-	-	-	-	-	1984-85	1985-86
PORTER, Kevin	C	PHX	38	5	5	10	4	-	-	-	-	-	2008-09	2009-10
POULIOT, Marc-Antoine	C	PHX	13	0	4	4	2	8	1	1	2	2	2011-12	2011-12
PRUCHA, Petr	RW	PHX	109	15	18	33	33	7	1	2	3	4	2008-09	2010-11
PRUST, Brandon	RW	PHX	11	0	1	1	29	-	-	-	-	-	2008-09	2008-09
PYATT, Taylor	LW	PHX	223	39	34	73	89	27	6	3	9	4	2009-10	2011-12
QUINT, Deron	D	PHX / WPG	271	27	56	83	104	7	0	2	2	0	1995-96	1999-00
													2002-03	2002-03
QUINTAL, Stephane	D	WPG	124	14	35	49	197	-	-	-	-	-	1993-94	1994-95
RADIVOJEVIC, Branko	RW	PHX	150	25	31	56	103	1	0	0	0	2	2001-02	2003-04
RALPH, Brad	LW	PHX	1	0	0	0	0	-	-	-	-	-	2000-01	2000-01
RANHEIM, Paul	LW	PHX	40	3	4	7	10	-	-	-	-	-	2002-03	2002-03
REDDICK, Eldon	G	WPG	117	0	1	1	20	3	0	0	0	0	1986-87	1988-89
REICHEL, Robert	C	PHX	13	7	6	13	4	7	1	3	4	2	1998-99	1998-99
REINPRECHT, Steven	C	PHX	231	51	92	143	82	-	-	-	-	-	2005-06	2008-09
REIRDEN, Todd	D	PHX	7	0	2	2	4	-	-	-	-	-	2003-04	2003-04
RENNBERG, Mikael	RW	PHX	10	2	4	6	2	5	1	2	3	4	1999-00	1999-00
RHEAUME, Pascal	C	PHX	1	0	0	0	0	-	-	-	-	-	2005-06	2005-06
RIBEIRO, Mike	C	PHX	80	16	31	47	52	-	-	-	-	-	2013-14	2013-14



NAME	POS	TEAM	REGULAR SEASON					PLAYOFFS					FROM	TO
			GP	G	A	PTS	PIM	GP	G	A	PTS	PIM		
RICCI, Mike	C	PHX	85	10	7	17	73	-	-	-	-	-	2005-06	2006-07
RILEY, Bill	RW	WPG	14	3	2	5	7	-	-	-	-	-	1979-80	1979-80
RIOUX, Gerry	RW	WPG	9	0	0	0	6	-	-	-	-	-	1979-80	1979-80
RIVERS, Jamie	D	PHX	18	0	5	5	26	-	-	-	-	-	2005-06	2005-06
ROCHE, Travis	D	PHX	50	6	13	19	22	-	-	-	-	-	2006-07	2006-07
ROENICK, Jeremy	C	PHX	454	152	227	379	596	18	9	9	18	18	1996-97	2006-07
ROMANIUK, Russ	LW	WPG	85	10	14	24	46	1	0	0	0	0	1991-92	1994-95
RONAN, Ed	RW	WPG	17	0	0	0	16	-	-	-	-	-	1995-96	1995-96
RONNING, Cliff	C	PHX	156	32	81	113	64	13	1	10	11	16	1996-97	1998-99
ROONEY, Steve	LW	WPG	86	9	9	18	274	13	1	0	1	67	1986-87	1987-88
ROUSSEL, Dominic	G	WPG	7	0	0	0	2	-	-	-	-	-	1995-96	1995-96
ROZSIVAL, Michal	D	PHX	87	4	15	19	54	19	0	0	0	4	2010-11	2011-12
RUNDBLAD, David	D	PHX	26	0	5	5	6	-	-	-	-	-	2011-12	2013-14
RUPP, Michael	C	PHX	7	0	1	1	6	-	-	-	-	-	2003-04	2005-06
SAFRONOV, Kirill	D	PHX	1	0	0	0	0	-	-	-	-	-	2001-02	2001-02
SANDERSON, Geoff	LW	PHX	75	25	21	46	58	-	-	-	-	-	2005-06	2005-06
SAPRYKIN, Oleg	LW	PHX	126	25	34	59	104	-	-	-	-	-	2005-06	2006-07
SAUER, Kurt	D	PHX	69	1	6	7	36	-	-	-	-	-	2008-09	2009-10
SAUVE, Philippe	G	PHX	5	0	0	0	0	-	-	-	-	-	2005-06	2005-06
SAVAGE, Brian	LW	PHX	134	24	29	53	66	5	0	0	0	0	2001-02	2003-04
SAVARD, Serge	D	WPG	123	6	21	27	55	7	0	0	0	4	1981-82	1982-83
SAWYER, Kevin	LW	PHX	3	0	0	0	12	-	-	-	-	-	1999-00	1999-00
SCATCHARD, Dave	C	PHX	93	14	17	31	156	-	-	-	-	-	2005-06	2006-07
SCHLEMKO, David	D	PHX	187	8	38	46	72	9	1	0	1	4	2008-09	2013-14
SCHOFIELD, Dwight	D	WPG	18	0	0	0	33	-	-	-	-	-	1987-88	1987-88
SCHNEIDER, Mathieu	D	PHX	8	0	4	4	4	3	1	0	1	0	2009-10	2009-10
SELANNE, Teemu	RW	WPG	231	147	159	306	87	6	4	2	6	2	1992-93	1995-96
SEIDENBERG, Dennis	D	PHX	66	2	11	13	30	-	-	-	-	-	2005-06	2006-07
SEPPA, Jyrki	D	WPG	13	0	2	2	6	-	-	-	-	-	1983-84	1983-84
SHANNON, Darrin	LW	PHX / WPG	451	77	149	226	328	31	6	7	13	30	1991-92	1997-98
SHANNON, Darryl	D	WPG	108	7	20	27	138	-	-	-	-	-	1993-94	1995-96
SHTALENKOV, Mikhail	G	PHX	19	0	3	3	2	-	-	-	-	-	1998-99	1999-00
SILK, Dave	RW	WPG	32	2	4	6	63	1	0	0	0	2	1985-86	1985-86
SILLINGER, Mike	C	PHX	60	8	6	14	54	-	-	-	-	-	2003-04	2003-04
SIMON, Jason	LW	PHX	1	0	0	0	0	-	-	-	-	-	1996-97	1996-97
SIMPSON, Todd	D	PHX	146	4	21	25	299	5	0	2	2	6	2000-01	2002-03
SJOBERG, Lars-Erik	D	WPG	79	7	27	34	48	-	-	-	-	-	1979-80	1979-80
SJOSTROM, Fredrik	RW	PHX	261	32	41	63	126	-	-	-	-	-	2003-04	2007-08
SKRIKO, Petri	LW	WPG	15	2	3	5	4	-	-	-	-	-	1991-92	1991-92
SLANEY, John	D	PHX	55	3	14	17	24	-	-	-	-	-	1997-98	1997-98
SMAIL, Doug	LW	WPG	691	189	208	397	466	41	9	2	11	49	1980-81	1990-91
SMITH, Gary	G	WPG	20	0	0	0	25	-	-	-	-	-	1979-80	1979-80
SMITH, Gord	D	WPG	13	0	0	0	8	-	-	-	-	-	1979-80	1979-80
SMITH, Mike	G	PHX	163	1	5	6	30	16	0	1	1	14	2011-12	2013-14
SMITH, Wyatt	C	PHX	54	3	7	10	13	-	-	-	-	-	1999-00	2001-02
SOETAERT, Doug	G	WPG	130	0	6	6	38	4	0	0	0	0	1981-82	1983-84
SPILLER, Matthew	D	PHX	59	0	1	1	67	-	-	-	-	-	2003-04	2005-06
SPRING, Don	D	WPG	259	1	54	55	80	6	0	0	0	10	1980-81	1983-84
STAFFORD, Garrett	D	PHX	2	0	0	0	0	-	-	-	-	-	2010-11	2010-11
STAMLER, Lorne	LW	WPG	62	8	7	15	12	-	-	-	-	-	1979-80	1979-80
STANIOWSKI, Ed	G	WPG	62	0	6	6	4	2	0	0	0	0	1981-82	1982-83
STAPLETON, Mike	C	PHX / WPG	253	28	39	67	143	26	1	0	1	37	1995-96	1998-99
STEEN, Anders	C	WPG	42	5	11	16	22	-	-	-	-	-	1980-81	1980-81
STEEN, Thomas	C	WPG	950	264	553	817	753	56	12	32	44	62	1981-82	1994-95
STEMPNIAK, Lee	RW	PHX	100	33	23	56	27	11	0	2	2	0	2009-10	2010-11
STEWART, Ryan	RW	WPG	3	1	0	1	0	-	-	-	-	-	1985-86	1985-86
STONE, Michael	D	PHX	123	14	19	33	56	2	0	0	0	0	2011-12	2013-14
STUTZEL, Mike	LW	PHX	9	0	0	0	0	-	-	-	-	-	2003-04	2003-04
SUCHY, Radoslav	D	PHX	372	12	51	63	74	10	1	1	2	0	1999-00	2003-04
SULLIVAN, Mike	C	PHX	256	13	20	33	66	10	0	1	1	2	1998-99	2001-02
SULLIVAN, Peter	C	WPG	126	28	54	82	40	-	-	-	-	-	1979-80	1980-81
SULLIVAN, Steve	LW	PHX	33	5	7	12	20	-	-	-	-	-	2012-13	2012-13
SUMMERS, Chris	D	PHX	47	2	4	6	39	-	-	-	-	-	2010-11	2013-14
SYKES, Phil	LW	WPG	170	25	18	43	157	11	0	1	1	9	1989-90	1991-92
SZWARZ, Jordan	RW	PHX	26	3	0	3	19	-	-	-	-	-	2013-14	2013-14
TABARACCI, Rick	G	WPG	61	0	2	2	22	7	0	0	0	0	1990-91	1992-93
TAFFE, Jeff	C	PHX	98	15	13	28	26	-	-	-	-	-	2002-03	2006-07



NAME	POS	TEAM	REGULAR SEASON					PLAYOFFS					FROM	TO
			GP	G	A	PTS	PIM	GP	G	A	PTS	PIM		
TAGLIANETTI, Peter	D	WPG	207	10	37	47	604	14	1	1	2	20	1984-85	1989-90
TANABE, David	D	PHX	66	5	11	16	30	-	-	-	-	-	2003-04	2005-06
TELLQVIST, Mikael	G	PHX	67	0	2	2	2	-	-	-	-	-	2006-07	2008-09
THOMAS, Bill	RW	PHX	40	9	8	17	10	-	-	-	-	-	2005-06	2007-08
THOMPSON, Brent	D	PHX/WPG	40	0	1	1	106	-	-	-	-	-	1994-95	1996-97
TIKHONOV, Viktor	LW	PHX	61	8	8	16	20	-	-	-	-	-	2008-09	2008-09
TILEY, Brad	D	PHX	9	0	0	0	0	1	0	0	0	0	1997-98	1998-99
TJARNQVIST, Mathias	LW	PHX	104	9	11	20	36	-	-	-	-	-	2006-07	2007-08
TKACHUK, Keith	LW	PHX/WPG	640	323	300	623	1508	44	19	9	28	100	1991-92	2000-01
TOCCHET, Rick	RW	PHX	213	64	66	130	371	13	6	5	11	33	1997-98	1999-00
TOMALTY, Glenn	LW	WPG	1	0	0	0	0	-	-	-	-	-	1979-80	1979-80
TOMLINSON, Dave	C	WPG	31	1	3	4	24	-	-	-	-	-	1993-94	1993-94
TORDJMAN, Josh	G	PHX	2	0	0	0	0	-	-	-	-	-	2008-09	2008-09
TORRES, Raffi	LW	PHX	107	20	18	38	96	3	1	1	2	2	2011-12	2012-13
TRIMPER, Tim	LW	WPG	140	23	23	46	138	1	0	0	0	0	1980-81	1983-84
TRUDEL, Jean-Guy	LW	PHX	4	0	0	0	2	-	-	-	-	-	1999-00	2001-02
TURCOTTE, Alfie	C	WPG	17	1	3	4	2	-	-	-	-	-	1987-88	1988-89
TURCOTTE, Darren	C	WPG	59	16	16	32	26	-	-	-	-	-	1995-96	1995-96
TURRIS, Kyle	C	PHX	137	19	27	46	43	4	1	2	3	2	2007-08	2011-12
TURNBULL, Perry	C	WPG	172	43	57	100	357	12	0	2	2	47	1984-85	1986-87
TVERDOVSKY, Oleg	D	PHX/WPG	241	24	83	107	80	25	0	11	11	6	1995-96	1998-99
ULANOV, Igor	D	WPG	176	5	43	48	385	11	0	0	0	43	1991-92	1994-95
UPSHALL, Scottie	LW	PHX	129	42	30	72	118	-	-	-	-	-	2008-09	2010-11
VAANANEN, Ossi	D	PHX	291	10	35	45	333	5	0	0	0	6	2000-01	2003-04
VANDERMEER, Jim	D	PHX	62	4	8	12	60	0	0	0	0	0	2009-10	2009-10
VANDERMEER, Pete	LW	PHX	2	0	0	0	0	-	-	-	-	-	2007-08	2007-08
VASILYEV, Andrei	LW	PHX	1	0	0	0	0	-	-	-	-	-	1998-99	1998-99
VEISOR, Mike	G	WPG	8	0	0	0	0	1	0	0	0	0	1983-84	1983-84
VERMETTE, Antoine	C	PHX	152	40	36	76	96	16	5	5	10	24	2011-12	2013-14
VISENTIN, Mark	G	PHX	1	0	0	0	0	-	-	-	-	-	2013-14	2013-14
VISHEAU, Mark	D	WPG	1	0	0	0	0	-	-	-	-	-	1993-94	1993-94
VITOLINSH, Harijs	C	WPG	8	0	0	0	4	-	-	-	-	-	1993-94	1993-94
VRBATA, Radim	RW	PHX	428	137	151	288	118	27	6	8	14	12	2007-08	2007-08
													2009-10	2013-14
WAITE, Jimmy	G	PHX	33	0	0	0	4	4	0	0	0	0	1997-98	1998-99
WAKALUK, Darcy	G	PHX	16	0	1	1	4	-	-	-	-	-	1996-97	1996-97
WARRINER, Todd	LW	PHX	18	0	3	3	8	-	-	-	-	-	2001-02	2001-02
WATKINS, Matt	RW	PHX	1	0	0	0	0	-	-	-	-	-	2011-12	2011-12
WATTERS, Tim	D	WPG	438	21	101	122	760	28	1	2	3	49	1981-82	1987-88
WELLER, Craig	RW	PHX	59	3	8	11	80	-	-	-	-	-	2007-08	2007-08
WESTRUM, Erik	C	PHX	15	1	1	2	20	-	-	-	-	-	2003-04	2003-04
WHELDON, Simon	C	WPG	4	0	0	0	4	-	-	-	-	-	1990-91	1990-91
WHELTON, Bill	D	WPG	2	0	0	0	0	-	-	-	-	-	1980-81	1980-81
WHITNEY, Ray	LW	PHX	157	41	93	134	52	20	3	7	10	12	2010-11	2011-12
WILKINSON, Neil	D	WPG	61	2	8	10	108	-	-	-	-	-	1994-95	1995-96
WILSON, Landon	RW	PHX	183	32	36	68	180	4	0	0	0	12	2000-01	2003-04
WILSON, Ron	C	WPG	536	75	134	209	236	23	7	6	13	6	1979-80	1987-88
WINNIK, Daniel	LW	PHX	202	18	34	52	100	7	0	0	0	0	2007-08	2009-10
WOLSKI, Wojtek	LW	PHX	54	12	22	34	16	7	4	1	5	0	2009-10	2010-11
YANDLE, Keith	D	PHX	495	61	209	270	340	27	3	16	19	14	2006-07	2013-14
YIP, Brandon	RW	PHX	2	0	0	0	0	-	-	-	-	-	2013-14	2013-14
YLONEN, Juha	C	PHX	261	22	65	87	80	3	0	2	2	2	1996-97	2000-01
YONKMAN, Nolan	D	PHX	16	0	1	1	39	-	-	-	-	-	2010-11	2010-11
YORK, Mike	LW	PHX	63	6	8	14	4	-	-	-	-	-	2007-08	2007-08
YOUNG, Tim	RW	WPG	44	15	19	34	25	1	0	1	1	0	1983-84	1983-84
YSEBAERT, Paul	C	WPG	60	9	18	27	18	-	-	-	-	-	1993-94	1993-94
ZHAMNOV, Alexei	C	WPG	235	103	164	267	205	12	2	3	5	10	1992-93	1995-96
ZIGOMANIS, Mike	C	PHX	108	16	10	26	52	-	-	-	-	-	2006-07	2007-08



GOALTENDER	TEAM	GP	MIN	GA	SO	GAA	SV%	W-L-T-OT	FROM	TO
AEBISCHER, David	PHX	1	60	3	0	3.00	.909	0-1-0	2007-08	2007-08
AULD, Alex	PHX	9	508	30	1	3.54	.880	3-6-0	2007-08	2007-08
BEAUREGARD, Stephane	WPG	74	3600	209	2	3.48	.885	16-30-11	1989-90	1991-92
									1993-94	1993-94
BEHREND, Marc	WPG	38	1946	160	1	4.93	.844	12-19-2	1983-84	1985-86
BERTHIAUME, Daniel	WPG	120	6598	399	5*	3.63	.876	50-45-13	1986-87	1989-90
BIERK, Zac	PHX	20	1074	44	1	2.46	.924	4-10-3	2002-03	2003-04
BOUCHARD, Dan	WPG	32	1696	107	2	3.79	.865	11-14-2	1985-86	1985-86
BOUCHER, Brian	PHX	96	5420	269	5	2.98	.898	28-45-18-0	2002-03	2005-06
BRYZGALOV, Ilya	PHX	257	15070	639	21	2.53	.919	130-93-27	2007-08	2010-11
BURKE, Sean	PHX	211	12348	491	15	2.39	.919	97-78-29	1999-00	2003-04
CHEVELDAE, Tim	WPG	74	4054	260	1	3.85	.884	21-42-7	1993-94	1995-96
CHEVRIER, Alain	WPG	22	1092	78	1	4.29	.859	8-8-2	1988-89	1988-89
CLIMIE, Matt	PHX	1	32	1	0	1.88	.938	0-0-0	2010-11	2010-11
DesROCHERS, Patrick	PHX	9	418	26	0	3.73	.861	1-5-1	2001-02	2002-03
DION, Michel	WPG	14	757	61	0	4.83	.864	3-6-3	1980-81	1980-81
DRAPER, Tom	WPG	9	513	41	0	4.80	.824	3-5-0	1988-89	1989-90
									1995-96	1995-96
DUFFUS, Parris	PHX	1	29	1	0	2.07	.875	0-0-0	1996-97	1996-97
ESCHE, Robert	PHX	58	3033	150	3	2.97	.897	18-24-6	1998-99	2001-02
ESSENSA, Bob	PHX /WPG	311	17244	955	15	3.32	.894	129-124-35	1988-89	1993-94
									1999-00	1999-00
GREISS, Thomas	PHX	25	1312	50	2	2.29	.920	10-8-5	2013-14	2013-14
HAMEL, Pierre	WPG	64	3570	258	0	4.34	.869	12-39-7	1979-80	1980-81
HAYWARD, Brian	WPG	165	9172	654	1	4.28	.865	63-75-17	1982-83	1985-86
HOLDEN, Mark	WPG	4	213	15	0	4.23	.856	2-0-0	1984-85	1984-85
HRIVNAK, Jim	WPG	3	180	13	0	4.33	.865	2-1-0	1992-93	1992-93
JABLONSKI, Pat	PHX	2	59	2	0	2.03	.917	0-1-0	1996-97	1996-97
JOHNSON, Chad	PHX	4	247	5	1	1.21	.954	2-0-2	2012-13	2012-13
JOHNSON, Brent	PHX	8	486	21	0	2.59	.914	1-6-1	2003-04	2003-04
JOSEPH, Curtis	PHX	115	6417	325	8	3.04	.898	50-52-5	2005-06	2006-07
KHABIBULIN, Nikolai	PHX/WPG	284	16030	735	21	2.75	.908	126-113-30	1994-95	1998-99
LABARBERA, Jason	PHX	68	3552	156	2	2.64	.918	22-26-9	2009-10	2012-13
LANGKOW, Scott	PHX /WPG	5	178	13	0	4.38	.835	0-1-1	1995-96	1998-99
LeNEVEU, David	PHX	21	1047	59	0	3.38	.894	5-9-0	2005-06	2006-07
LOUSTEL, Ron	WPG	1	60	10	0	10.00	.804	0-1-0	1980-81	1980-81
MATTSSON, Markus	WPG	52	2907	193	3	3.98	.875	8-32-4	1979-80	1980-81
McELHINNEY, Curtis	PHX	1	72	2	0	1.67	.944	1-0-0	2011-12	2011-12
MIDDLEBROOK, Lindsay	WPG	24	1233	105	0	5.11	.856	2-17-3	1979-80	1980-81
MONTOYA, Al	PHX	5	259	9	1	2.08	.925	3-1-0	2008-09	2008-09
MORRISON, Mike	PHX	4	127	13	0	6.14	.790	0-3-0	2006-07	2006-07
O'NEILL, Michael	WPG	20	824	58	0	4.22	.863	0-9-2	1991-92	1993-94
PELLETIER, Jean-Marc	PHX	6	294	18	0	3.67	.864	1-3-0	2002-03	2003-04
PENNEY, Steve	WPG	15	712	55	0	4.63	.828	3-8-2	1986-87	1987-88
REDDICK, Eldon	WPG	117	6358	395	1*	3.73	.873	41-51-14	1986-87	1988-89
ROUSSEL, Dominic	WPG	7	285	16	0	3.37	.881	2-2-0	1995-96	1995-96
SAUVE, Philippe	PHX	5	187	17	0	5.45	.867	0-4-0-0	2005-06	2005-06
SHTALENKOV, Mikhail	PHX	19	1147	45	2	2.35	.905	8-8-3	1998-99	1999-00
SMITH, Gary	WPG	20	1073	73	0	4.08	.873	4-11-4	1979-80	1979-80
SMITH, Mike	PHX	163	9469	387	16	2.45	.921	80-51-25	2011-12	2013-14
SOETAERT, Doug	WPG	130	7226	511	2	4.24	.869	50-48-21	1981-82	1983-84
STANIOWSKI, Ed	WPG	63	3510	247	2	4.22	.866	24-27-6	1981-82	1983-84
TABARACCI, Rick	WPG	61	3018	193	1	3.84	.874	15-26-7	1990-91	1992-93
TELLQVIST, Mikael	PHX	67	3613	184	4	3.06	.897	27-24-6	2006-07	2008-09
TORDJMAN, Josh	PHX	2	118	8	0	4.07	.871	0-2-0	2008-09	2008-09
VEISOR, Mike	WPG	8	420	26	0	3.71	.849	4-1-2	1983-84	1983-84
VISENTIN, Mark	PHX	1	58	3	0	3.05	.906	0-1-0	2013-14	2013-14
WAITE, Jimmy	PHX	33	1691	69	2	2.45	.903	11-11-5	1997-98	1998-99
WAKALUK, Darcy	PHX	16	782	39	1	2.99	.899	8-3-1	1996-97	1996-97

*Daniel Berthiaume and Eldon Reddick shared one shutout during the 1986-87 season

NOTE: Starting in 2005-06, goaltenders can no longer earn ties but losses in overtime or a shootout count in the OT column.



20-49-11 (51 points), 5th Smythe Division

PLAYER	GP	G	A	PTS	PIM	PLAYER	GP	G	A	PTS	PIM
Morris Lukowich	78	35	39	74	77	Hilliard Graves	35	1	5	6	15
Peter Sullivan	79	24	35	59	20	Bill Riley	14	3	2	5	7
Ron Wilson	79	21	36	57	28	Gord McTavish	10	1	3	4	2
Willy Lindstrom	79	23	26	49	20	Dave Hoyda	15	1	1	2	35
Craig Norwich	70	10	35	45	36	John Bethel	17	0	2	2	4
Peter Marsh	57	18	20	38	59	Pierre Hamel	35	0	2	2	10
Lars Erik Sjoberg	79	7	27	34	48	Pat Daley	5	1	0	1	4
Jude Drouin	78	8	16	24	50	Bob Guindon	6	0	1	1	0
Scott Campbell	63	3	17	20	136	Bill Lesuk	49	0	1	1	43
Lyle Moffat	74	10	9	19	38	Glenn Tomalty	1	0	0	0	0
Dave Christian	15	8	10	18	2	Larry Hopkins	5	0	0	0	0
John Markell	38	10	7	17	21	Don MacIver	6	0	0	0	2
Lorne Stamler	62	8	7	15	12	Gerry Rioux	9	0	0	0	6
Al Cameron	63	3	11	14	72	Lindsay Middlebrook	10	0	0	0	0
Ross Cory	46	2	9	11	32	Gord Smith	13	0	0	0	8
*Kris Manery	16	6	4	10	6	Wayne Dillon	13	0	0	0	2
#Bobby Hull	18	4	6	10	0	Mike Amodeo	19	0	0	0	2
Barry Melrose	74	4	6	10	124	Gary Smith	20	0	0	0	25
Jimmy Mann	72	3	5	8	287	Markus Mattsson	21	0	0	0	2

GOALTENDER	GP	MIN	GAA	W-L-T	SO	GA	SA	SV%
Markus Mattsson	21	1200	3.25	5-11-4	2	65	579	.888
Pierre Hamel	35	1947	4.01	9-19-3	0	130	1052	.876
Gary Smith	20	1073	4.08	4-11-4	0	73	574	.873
Lindsay Middlebrook	10	580	4.14	2-8-0	0	40	325	.877

* - Acquired during season # - Relocated during season

#	DATE	H/R	OPPONENT	SCORE	RES	RECORD	PTS	#	DATE	H/R	OPPONENT	SCORE	RES	RECORD	PTS
1	OCT. 10	@	Pittsburgh	4-2	L	0-1-0	0	41	JAN. 8	@	Atlanta	2-0	L	12-24-5	29
2	OCT. 11	@	Boston	4-0	L	0-2-0	0	42	JAN. 10	@	Philadelphia	5-4	L	12-25-5	29
3	OCT. 14		COLORADO	4-2	W	1-2-0	2	43	JAN. 12		NY RANGERS	3-0	L	12-26-5	29
4	OCT. 17		DETROIT	5-1	L	1-3-0	2	44	JAN. 13		LOS ANGELES	5-3	W	13-26-5	31
5	OCT. 19		MINNESOTA	3-2	W	2-3-0	4	45	JAN. 15	@	NY Islanders	5-2	L	13-27-5	31
6	OCT. 20	@	Colorado	4-1	L	2-4-0	4	46	JAN. 16	@	NY Rangers	4-1	L	13-28-5	31
7	OCT. 24	@	Chicago	4-0	L	2-5-0	4	47	JAN. 18		DETROIT	5-0	L	13-29-5	31
8	OCT. 26		BOSTON	3-2	W	3-5-0	6	48	JAN. 21	@	Hartford	7-2	L	13-30-5	31
9	OCT. 28		ST. LOUIS	2-2	T	3-5-1	7	49	JAN. 22	@	Washington	5-4	L	13-31-5	31
10	OCT. 31	@	Quebec	5-2	W	4-5-1	9	50	JAN. 25		PHILADELPHIA	5-4	L	13-32-5	31
11	NOV. 2		WASHINGTON	1-1	T	4-5-2	10	51	JAN. 27		ST. LOUIS	6-6	T	13-32-6	32
12	NOV. 4		NY ISLANDERS	4-4	T	4-5-3	11	52	JAN. 29	@	Los Angeles	7-3	W	14-32-6	34
13	NOV. 6	@	Atlanta	8-0	L	4-6-3	11	53	FEB. 1	@	Edmonton	9-2	L	14-33-6	34
14	NOV. 7	@	Washington	6-3	L	4-7-3	11	54	FEB. 2	@	Colorado	2-2	T	14-33-7	35
15	NOV. 10		TORONTO	8-4	L	4-8-3	11	55	FEB. 8		WASHINGTON	6-3	L	14-34-7	35
16	NOV. 14		HARTFORD	3-2	W	5-8-3	13	56	FEB. 10		EDMONTON	2-2	T	14-34-8	36
17	NOV. 16		QUEBEC	3-2	L	5-9-3	13	57	FEB. 12	@	NY Islanders	0-0	T	14-34-9	37
18	NOV. 18		PITTSBURGH	3-2	L	5-10-3	13	58	FEB. 14	@	Philadelphia	5-1	L	14-35-9	37
19	NOV. 21	@	NY Rangers	6-4	W	6-10-3	15	59	FEB. 15	@	Hartford	5-4	L	14-36-9	37
20	NOV. 22	@	Montreal	7-0	L	6-11-3	15	60	FEB. 17		QUEBEC	6-5	W	15-36-9	39
21	NOV. 24		VANCOUVER	5-3	W	7-11-3	17	61	FEB. 20	@	Buffalo	4-3	L	15-37-9	39
22	NOV. 27	@	Los Angeles	5-3	L	7-12-3	17	62	FEB. 21	@	Montreal	3-0	L	15-38-9	39
23	NOV. 28	@	Vancouver	4-2	L	7-13-3	17	63	FEB. 23		TORONTO	9-3	L	15-39-9	39
24	DEC. 1	@	Minnesota	4-4	T	7-13-4	18	64	FEB. 27	@	Pittsburgh	3-2	L	15-40-9	39
25	DEC. 2		NY ISLANDERS	4-0	L	7-14-4	18	65	FEB. 29		VANCOUVER	3-3	T	15-40-10	40
26	DEC. 4	@	St. Louis	4-2	W	8-14-4	20	66	MAR. 2		CHICAGO	3-2	L	15-41-10	40
27	DEC. 5	@	Detroit	6-4	L	8-15-4	20	67	MAR. 4	@	Vancouver	2-1	L	15-42-10	40
28	DEC. 7		EDMONTON	8-3	W	9-15-4	22	68	MAR. 9		ATLANTA	5-2	L	15-43-10	40
29	DEC. 9		ATLANTA	5-4	L	9-16-4	22	69	MAR. 12		BUFFALO	3-3	T	15-43-11	41
30	DEC. 12	@	Quebec	5-0	L	9-17-4	22	70	MAR. 14		MONTREAL	4-3	L	15-44-11	41
31	DEC. 15		MONTREAL	6-2	W	10-17-4	24	71	MAR. 16	@	Detroit	6-2	W	16-44-11	43
32	DEC. 16	@	Edmonton	4-3	W	11-17-4	26	72	MAR. 19	@	Toronto	9-1	L	16-45-11	43
33	DEC. 19		BUFFALO	3-2	L	11-18-4	26	73	MAR. 21		NY RANGERS	4-2	W	17-45-11	45
34	DEC. 21		CHICAGO	4-1	W	12-18-4	28	74	MAR. 23		PITTSBURGH	4-2	L	17-46-11	45
35	DEC. 26	@	Minnesota	6-0	L	12-19-4	28	75	MAR. 26		HARTFORD	7-0	W	18-46-11	47
36	DEC. 28		PHILADELPHIA	5-3	L	12-20-4	28	76	MAR. 28		MINNESOTA	2-1	L	18-47-11	47
37	DEC. 29	@	Toronto	6-1	L	12-21-4	28	77	MAR. 30	@	Boston	3-1	L	18-48-11	47
38	DEC. 31	@	Buffalo	6-2	L	12-22-4	28	78	APR. 2	@	Chicago	5-2	W	19-48-11	49
39	JAN. 4		BOSTON	2-1	L	12-23-4	28	79	APR. 5	@	St. Louis	6-0	L	19-49-11	49
40	JAN. 6		LOS ANGELES	4-4	T	12-23-5	29	80	APR. 6		COLORADO	3-2	W	20-49-11	51



9-57-14 (32 points), 6th Smythe Division

PLAYER	GP	G	A	PTS	PIM
Dave Christian	80	28	43	71	22
Morris Lukowich	80	33	34	67	90
Norm Dupont	80	27	26	53	8
Ron Wilson	77	18	33	51	55
Daniel Geoffrion	78	20	26	46	82
Dave Babych	69	6	38	44	90
Willy Lindstrom	72	22	13	35	45
Tim Trimper	56	15	14	29	28
Rick Bowness	45	8	17	25	45
Moe Mantha	58	2	23	25	35
*Doug Lecuyer	45	6	17	23	66
Barry Long	65	6	17	23	42
Peter Sullivan	47	4	19	23	20
Kris Manery	47	13	9	22	24
Don Spring	80	1	18	19	18
Doug Smail	30	10	8	18	45
Anders Steen	42	5	11	16	22
#Peter Marsh	24	6	7	13	9
*Rick Dudley	30	5	5	10	28
Jimmy Mann	37	3	3	6	105
Mark Plantery	25	1	5	6	14

GOALTENDER	GP	MIN	GAA	W-L-T	SO	GA	SA	SV%
Markus Mattsson	31	1707	4.50	3-21-4	1	128	965	.867
Pierre Hamel	29	1623	4.73	3-20-4	0	128	925	.862
*Michel Dion	14	757	4.83	3-6-3	0	61	447	.864
Lindsay Middlebrook	14	653	5.97	0-9-3	0	65	405	.840
Ron Loustel	1	60	10.00	0-1-0	0	10	51	.804

* - Acquired during season # - Relocated during season

PLAYER	GP	G	A	PTS	PIM
Barry Legge	38	0	6	6	69
Scott Campbell	14	1	4	5	55
#Tom Bladon	9	0	5	5	10
John Markell	14	1	3	4	15
Rick Mulhern	19	0	4	4	14
Murray Eaves	12	1	2	3	5
Al Cameron	29	1	2	3	21
#Barry Melrose	18	1	1	2	40
Sandy Beadle	6	1	0	1	2
Dave Hoyda	9	1	0	1	7
Ross Cory	5	0	1	1	9
Pierre Hamel	29	0	1	1	4
Markus Mattsson	31	0	1	1	2
Dave Chartier	1	0	0	0	0
Ron Loustel	1	0	0	0	0
Bill Whelton	2	0	0	0	0
Jude Drouin	7	0	0	0	4
Pat Daley	7	0	0	0	9
*Michel Dion	14	0	0	0	2
Lindsay Middlebrook	14	0	0	0	0

#	DATE	H/R	OPPONENT	SCORE	RES	RECORD	PTS
1	OCT. 10	@	Washington	4-1	L	0-1-0	0
2	OCT. 11	@	Pittsburgh	5-4	L	0-2-0	0
3	OCT. 17		CHICAGO	6-2	W	1-2-0	2
4	OCT. 19		QUEBEC	4-4	T	1-2-1	3
5	OCT. 22	@	Buffalo	7-4	L	1-3-1	3
6	OCT. 25	@	Minnesota	4-1	L	1-4-1	3
7	OCT. 26		BOSTON	7-7	T	1-4-2	4
8	OCT. 29	@	Chicago	8-4	L	1-5-2	4
9	OCT. 31		PITTSBURGH	6-5	L	1-6-2	4
10	NOV. 2		WASHINGTON	4-4	T	1-6-3	5
11	NOV. 5		CALGARY	5-5	T	1-6-4	6
12	NOV. 7		EDMONTON	4-2	L	1-7-4	6
13	NOV. 9		TORONTO	7-4	L	1-8-4	6
14	NOV. 12	@	Quebec	5-1	L	1-9-4	6
15	NOV. 13	@	Boston	5-5	T	1-9-5	7
16	NOV. 16		MONTREAL	5-1	L	1-10-5	7
17	NOV. 18	@	Vancouver	6-1	L	1-11-5	7
18	NOV. 19	@	Los Angeles	7-2	L	1-12-5	7
19	NOV. 21		BUFFALO	4-2	L	1-13-5	7
20	NOV. 23	@	Philadelphia	3-1	L	1-14-5	7
21	NOV. 24	@	NY Islanders	4-4	T	1-14-6	8
22	NOV. 26	@	Hartford	8-4	L	1-15-6	8
23	NOV. 28		ST. LOUIS	1-1	T	1-15-7	9
24	NOV. 30		CALGARY	4-1	L	1-16-7	9
25	DEC. 3		NY RANGERS	4-3	L	1-17-7	9
26	DEC. 4	@	Calgary	3-1	L	1-18-7	9
27	DEC. 6	@	St. Louis	5-2	L	1-19-7	9
28	DEC. 10		HARTFORD	8-5	L	1-20-7	9
29	DEC. 13	@	Minnesota	4-3	L	1-21-7	9
30	DEC. 14		NY ISLANDERS	5-4	L	1-22-7	9
31	DEC. 16	@	NY Islanders	6-2	L	1-23-7	9
32	DEC. 17	@	NY Rangers	8-2	L	1-24-7	9
33	DEC. 20	@	St. Louis	5-2	L	1-25-7	9
34	DEC. 23		COLORADO	5-4	W	2-25-7	11
35	DEC. 26		MINNESOTA	5-3	L	2-26-7	11
36	DEC. 28		DETROIT	4-3	L	2-27-7	11
37	DEC. 31		WASHINGTON	5-3	L	2-28-7	11
38	JAN. 2		PHILADELPHIA	4-3	W	3-28-7	13
39	JAN. 5		BOSTON	4-1	L	3-29-7	13
40	JAN. 7	@	Toronto	8-2	W	4-29-7	15

#	DATE	H/R	OPPONENT	SCORE	RES	RECORD	PTS
41	JAN. 9		VANCOUVER	4-4	T	4-29-8	16
42	JAN. 10		HARTFORD	5-3	L	4-30-8	16
43	JAN. 13	@	Quebec	3-3	T	4-30-9	17
44	JAN. 15	@	Montreal	7-3	L	4-31-9	17
45	JAN. 17	@	Calgary	4-2	L	4-32-9	17
46	JAN. 18		TORONTO	5-4	L	4-33-9	17
47	JAN. 21		NY RANGERS	5-1	W	5-33-9	19
48	JAN. 23	@	Colorado	2-2	T	5-33-10	20
49	JAN. 27	@	Washington	4-3	L	5-34-10	20
50	JAN. 29	@	Boston	7-6	L	5-35-10	20
51	JAN. 31	@	Toronto	2-0	W	6-35-10	22
52	FEB. 1	@	Buffalo	4-0	L	6-36-10	22
53	FEB. 4		PITTSBURGH	3-2	L	6-37-10	22
54	FEB. 6	@	Edmonton	10-4	L	6-38-10	22
55	FEB. 8	@	Chicago	9-1	L	6-39-10	22
56	FEB. 12	@	NY Rangers	8-6	L	6-40-10	22
57	FEB. 15		QUEBEC	4-3	W	7-40-10	24
58	FEB. 17	@	Detroit	6-4	L	7-41-10	24
59	FEB. 18	@	Hartford	3-3	T	7-41-11	25
60	FEB. 20		MINNESOTA	5-3	L	7-42-11	25
61	FEB. 21		EDMONTON	5-1	L	7-43-11	25
62	FEB. 25	@	Pittsburgh	4-3	L	7-44-11	25
63	FEB. 27		PHILADELPHIA	6-3	L	7-45-11	25
64	MAR. 1		DETROIT	4-4	T	7-45-12	26
65	MAR. 4	@	Montreal	9-3	L	7-46-12	26
66	MAR. 5	@	Philadelphia	10-1	L	7-47-12	26
67	MAR. 7		MONTREAL	4-2	W	8-47-12	28
68	MAR. 8		LOS ANGELES	4-1	L	8-48-12	28
69	MAR. 11		NY ISLANDERS	6-3	L	8-49-12	28
70	MAR. 13		BUFFALO	5-2	L	8-50-12	28
71	MAR. 15		CHICAGO	8-2	L	8-51-12	28
72	MAR. 18		COLORADO	4-3	W	9-51-12	30
73	MAR. 21	@	Detroit	5-4	L	9-52-12	30
74	MAR. 22		LOS ANGELES	7-5	L	9-53-12	30
75	MAR. 27		VANCOUVER	10-2	L	9-54-12	30
76	MAR. 29	@	Colorado	2-1	L	9-55-12	30
77	MAR. 31	@	Los Angeles	7-3	L	9-56-12	30
78	APR. 1	@	Vancouver	4-4	T	9-56-13	31
79	APR. 4	@	Edmonton	7-2	L	9-57-13	31
80	APR. 5		ST. LOUIS	5-5	T	9-57-14	32



33-33-14 (80 points), 2nd Norris Division

PLAYER	GP	G	A	PTS	PIM	PLAYER	GP	G	A	PTS	PIM
Dale Hawerchuk	80	45	58	103	47	Ron Wilson	39	3	13	16	49
Morris Lukowich	77	43	49	92	102	Don Spring	78	0	16	16	21
Dave Christian	80	25	51	76	28	Craig Levie	40	4	9	13	48
David Babych	79	19	49	68	92	Moe Mantha	25	0	12	12	28
Paul MacLean	74	36	25	61	106	Bryan Maxwell	45	1	9	10	110
Willy Lindstrom	74	32	27	59	33	Scott Arniel	17	1	8	9	14
Lucien DeBlois	65	25	27	52	87	Serge Savard	47	2	5	7	26
Thomas Steen	73	15	29	44	42	Jimmy Mann	37	3	2	5	79
Bengt Lundholm	66	14	30	44	10	Ed Staniowski	45	0	5	5	4
Normand Dupont	62	13	25	38	22	Barry Legge	38	1	2	3	57
Doug Smail	72	17	18	35	55	Barry Long	5	0	2	2	4
Larry Hopkins	41	10	15	25	22	Doug Soetaert	39	0	2	2	14
Tim Watters	69	2	22	24	97	Dan Geoffrion	1	0	0	0	5
Tim Trimper	74	8	8	16	100	Murray Eaves	2	0	0	0	0

GOALTENDER	GP	MIN	GAA	W-L-T	SO	GA	SA	SV%
Ed Staniowski	45	2643	3.95	20-19-6	1	174	1412	.877
Doug Soetaert	39	2157	4.31	13-14-8	2	155	1184	.869

* - Acquired during season # - Relocated during season

#	DATE	H/R	OPPONENT	SCORE	RES	RECORD	PTS
1	OCT. 6		TORONTO	6-1	L	0-1-0	0
2	OCT. 9		NY RANGERS	8-3	W	1-1-0	2
3	OCT. 14	@	Edmonton	4-2	W	2-1-0	4
4	OCT. 15	@	Calgary	5-4	W	3-1-0	6
5	OCT. 18		COLORADO	4-3	L	3-2-0	6
6	OCT. 21	@	Buffalo	2-2	T	3-2-1	7
7	OCT. 23		CHICAGO	5-5	T	3-2-2	8
8	OCT. 25		LOS ANGELES	9-4	W	4-2-2	10
9	OCT. 28	@	Chicago	7-6	L	4-3-2	10
10	OCT. 31	@	Toronto	6-5	W	5-3-2	12
11	NOV. 3	@	Colorado	5-3	W	6-3-2	14
12	NOV. 6		CHICAGO	4-3	W	7-3-2	16
13	NOV. 8	@	Vancouver	5-1	L	7-4-2	16
14	NOV. 10		NY ISLANDERS	5-3	L	7-5-2	16
15	NOV. 11	@	Minnesota	15-2	L	7-6-2	16
16	NOV. 14	@	Los Angeles	3-2	W	8-6-2	18
17	NOV. 17	@	Calgary	6-4	L	8-7-2	18
18	NOV. 18		MINNESOTA	6-4	L	8-8-2	18
19	NOV. 21	@	St. Louis	1-1	T	8-8-3	19
20	NOV. 22		ST. LOUIS	5-4	W	9-8-3	21
21	NOV. 25		COLORADO	7-2	W	10-8-3	23
22	NOV. 27		MINNESOTA	5-5	T	10-8-4	24
23	NOV. 29		EDMONTON	10-2	L	10-9-4	24
24	DEC. 1	@	Philadelphia	2-1	L	10-10-4	24
25	DEC. 2	@	Pittsburgh	4-2	L	10-11-4	24
26	DEC. 4	@	Washington	7-3	L	10-12-4	24
27	DEC. 6		NY ISLANDERS	5-2	W	11-12-4	26
28	DEC. 9	@	Toronto	3-3	T	11-12-5	27
29	DEC. 11		MONTREAL	5-5	T	11-12-6	28
30	DEC. 13		DETROIT	2-1	L	11-13-6	28
31	DEC. 16	@	Chicago	3-3	T	11-13-7	29
32	DEC. 17	@	Minnesota	4-2	W	12-13-7	31
33	DEC. 19		TORONTO	8-4	L	12-14-7	31
34	DEC. 20		ST. LOUIS	5-4	W	13-14-7	33
35	DEC. 22	@	NY Islanders	5-2	L	13-15-7	33
36	DEC. 23	@	NY Rangers	5-2	L	13-16-7	33
37	DEC. 26		CHICAGO	3-2	L	13-17-7	33
38	DEC. 27		DETROIT	2-2	T	13-17-8	34
39	DEC. 30		HARTFORD	6-1	L	13-18-8	34
40	JAN. 3		BOSTON	8-5	L	13-19-8	34

#	DATE	H/R	OPPONENT	SCORE	RES	RECORD	PTS
41	JAN. 6	@	Hartford	5-3	W	14-19-8	36
42	JAN. 7	@	Boston	8-6	L	14-20-8	36
43	JAN. 9	@	Detroit	4-2	W	15-20-8	38
44	JAN. 10		MONTREAL	4-4	T	15-20-9	39
45	JAN. 13		PITTSBURGH	6-1	W	16-20-9	41
46	JAN. 15		NY RANGERS	4-4	T	16-20-10	42
47	JAN. 17		QUEBEC	7-5	L	16-21-10	42
48	JAN. 20		WASHINGTON	3-0	W	17-21-10	44
49	JAN. 22		CHICAGO	6-5	W	18-21-10	46
50	JAN. 26	@	Detroit	3-3	T	18-21-11	47
51	JAN. 27	@	Toronto	4-3	W	19-21-11	49
52	JAN. 30	@	Pittsburgh	2-1	L	19-22-11	49
53	FEB. 2	@	St. Louis	10-6	L	19-23-11	49
54	FEB. 5		CALGARY	6-4	W	20-23-11	51
55	FEB. 10	@	Buffalo	4-3	L	20-24-11	51
56	FEB. 13	@	Montreal	7-3	L	20-25-11	51
57	FEB. 16	@	Quebec	7-3	L	20-26-11	51
58	FEB. 19		QUEBEC	4-4	T	20-26-12	52
59	FEB. 21		WASHINGTON	6-3	L	20-27-12	52
60	FEB. 24		PHILADELPHIA	6-2	W	21-27-12	54
61	FEB. 26		BUFFALO	4-4	T	21-27-13	55
62	FEB. 28		ST. LOUIS	5-2	W	22-27-13	57
63	MAR. 2	@	Philadelphia	7-6	W	23-27-13	59
64	MAR. 3	@	Chicago	4-2	W	24-27-13	61
65	MAR. 5		DETROIT	2-0	W	25-27-13	63
66	MAR. 7		VANCOUVER	5-2	W	26-27-13	65
67	MAR. 10	@	Hartford	6-2	L	26-28-13	65
68	MAR. 11	@	Boston	7-4	L	26-29-13	65
69	MAR. 13	@	Toronto	10-2	W	27-29-13	67
70	MAR. 16	@	St. Louis	7-3	W	28-29-13	69
71	MAR. 17	@	Minnesota	3-2	W	29-29-13	71
72	MAR. 20		TORONTO	7-0	W	30-29-13	73
73	MAR. 21		DETROIT	8-2	W	31-29-13	75
74	MAR. 24		LOS ANGELES	5-3	W	32-29-13	77
75	MAR. 26		ST. LOUIS	4-4	T	32-29-14	78
76	MAR. 28	@	Vancouver	5-0	L	32-30-14	78
77	MAR. 30	@	Minnesota	7-5	W	33-30-14	80
78	MAR. 31	@	Detroit	4-2	L	33-31-14	80
79	APR. 2		MINNESOTA	5-2	L	33-32-14	80
80	APR. 4	@	Edmonton	2-1	L	33-33-14	80



33-39-8 (74 points), 4th Smythe Division

PLAYER	GP	G	A	PTS	PIM
Dale Hawerchuk	79	40	51	91	31
Paul MacLean	80	32	44	76	121
Dave Babych	79	13	61	74	56
Thomas Steen	75	26	33	59	60
Lucien DeBlois	79	27	27	54	69
Brian Mullen	80	24	26	50	14
#Willy Lindstrom	63	20	25	45	8
Dave Christian	55	18	26	44	23
Doug Smail	80	15	29	44	32
Morris Lukowich	69	22	21	43	67
Bengt Lundholm	58	14	28	42	16
Normand Dupont	39	7	16	23	6
Tim Watters	77	5	18	23	98
Bryan Maxwell	54	7	13	20	131
Serge Savard	76	4	16	20	29

PLAYER	GP	G	A	PTS	PIM
Scott Arniel	75	13	5	18	46
Don Spring	80	0	16	16	37
Ron Wilson	12	6	3	9	4
Craig Levie	22	4	5	9	31
Moe Mantha	21	2	7	9	6
Murray Eaves	26	2	7	9	2
*Laurie Boschman	12	3	5	8	36
Larry Hopkins	12	3	1	4	4
Wade Campbell	42	1	2	3	50
Ed Staniowski	17	0	1	1	0
Brian Hayward	24	0	1	1	0
Jimmy Mann	40	0	1	1	73
Doug Soetaert	44	0	1	1	10
Jim Kyte	2	0	0	0	0
Tim Trimper	5	0	0	0	0

GOALTENDER	GP	MIN	GAA	W-L-T	SO	GA	SA	SV%
Brian Hayward	24	1440	3.71	10-12-2	1	89	786	.887
Doug Soetaert	44	2533	4.12	19-19-6	0	174	1328	.869
Ed Staniowski	17	827	4.72	4-8-0	1	65	417	.844

* - Acquired during season # - Relocated during season

#	DATE	H/R	OPPONENT	SCORE	RES	RECORD	PTS	#	DATE	H/R	OPPONENT	SCORE	RES	RECORD	PTS
1	OCT. 6		MINNESOTA	5-4	L	0-1-0	0	41	JAN. 9		PITTSBURGH	4-3	W	18-19-4	40
2	OCT. 9	@	Detroit	8-0	W	1-1-0	2	42	JAN. 11	@	NY Islanders	4-1	L	18-20-4	40
3	OCT. 10	@	Chicago	5-3	W	2-1-0	4	43	JAN. 12	@	NY Rangers	5-5	T	18-20-5	41
4	OCT. 12		LOS ANGELES	5-4	W	3-1-0	6	44	JAN. 14		ST. LOUIS	4-2	L	18-21-5	41
5	OCT. 14	@	St. Louis	5-2	W	4-1-0	8	45	JAN. 16	@	Vancouver	6-4	L	18-22-5	41
6	OCT. 17		CALGARY	5-5	T	4-1-1	9	46	JAN. 19		TORONTO	6-3	W	19-22-5	43
7	OCT. 22		NEW JERSEY	3-1	W	5-1-1	11	47	JAN. 21		NY RANGERS	4-1	W	20-22-5	45
8	OCT. 24		EDMONTON	9-5	W	6-1-1	13	48	JAN. 23	@	Buffalo	5-2	L	20-23-5	45
9	OCT. 27		LOS ANGELES	7-3	W	7-1-1	15	49	JAN. 25	@	Quebec	6-3	L	20-24-5	45
10	OCT. 31		PHILADELPHIA	3-2	L	7-2-1	15	50	JAN. 27	@	Philadelphia	5-2	L	20-25-5	45
11	NOV. 3	@	Edmonton	7-2	L	7-3-1	15	51	JAN. 29	@	Hartford	2-2	T	20-25-6	46
12	NOV. 4	@	Calgary	7-5	L	7-4-1	15	52	JAN. 31	@	Boston	2-2	T	20-25-7	47
13	NOV. 7		CALGARY	7-5	L	7-5-1	15	53	FEB. 2		PHILADELPHIA	6-3	L	20-26-7	47
14	NOV. 13		VANCOUVER	3-2	W	8-5-1	17	54	FEB. 4		PITTSBURGH	6-4	W	21-26-7	49
15	NOV. 14		VANCOUVER	6-5	W	9-5-1	19	55	FEB. 6		MONTREAL	2-0	L	21-27-7	49
16	NOV. 17		BUFFALO	7-2	L	9-6-1	19	56	FEB. 10	@	Montreal	5-3	L	21-28-7	49
17	NOV. 19		WASHINGTON	3-3	T	9-6-2	20	57	FEB. 12	@	Detroit	4-2	W	22-28-7	51
18	NOV. 24		CHICAGO	7-5	L	9-7-2	20	58	FEB. 13	@	Washington	6-1	L	22-29-7	51
19	NOV. 26		EDMONTON	6-5	L	9-8-2	20	59	FEB. 15		VANCOUVER	7-4	W	23-29-7	53
20	NOV. 27	@	Toronto	6-3	W	10-8-2	22	60	FEB. 18		BOSTON	6-5	W	24-29-7	55
21	NOV. 29	@	Montreal	9-4	L	10-9-2	22	61	FEB. 20	@	NY Rangers	9-4	L	24-30-7	55
22	NOV. 30	@	Quebec	8-6	L	10-10-2	22	62	FEB. 22	@	NY Islanders	2-2	T	24-30-8	56
23	DEC. 3		NY ISLANDERS	4-2	W	11-10-2	24	63	FEB. 23	@	Pittsburgh	6-4	L	24-31-8	56
24	DEC. 4	@	Minnesota	4-1	L	11-11-2	24	64	FEB. 25		HARTFORD	5-3	W	25-31-8	58
25	DEC. 6	@	New Jersey	5-3	W	12-11-2	26	65	FEB. 27	@	Edmonton	3-0	L	25-32-8	58
26	DEC. 7	@	Washington	3-3	T	12-11-3	27	66	MAR. 2		VANCOUVER	3-0	L	25-33-8	58
27	DEC. 10		CALGARY	6-4	L	12-12-3	27	67	MAR. 5	@	Vancouver	5-4	L	25-34-8	58
28	DEC. 11		LOS ANGELES	4-3	W	13-12-3	29	68	MAR. 6	@	Vancouver	6-2	L	25-35-8	58
29	DEC. 14	@	St. Louis	4-3	W	14-12-3	31	69	MAR. 9		BUFFALO	6-0	W	26-35-8	60
30	DEC. 15	@	Chicago	10-3	L	14-13-3	31	70	MAR. 10	@	Calgary	6-3	L	26-36-8	60
31	DEC. 17		HARTFORD	2-0	L	14-14-3	31	71	MAR. 13	@	Los Angeles	6-5	W	27-36-8	62
32	DEC. 19		NEW JERSEY	3-2	L	14-15-3	31	72	MAR. 15	@	Los Angeles	4-3	L	27-37-8	62
33	DEC. 21	@	Los Angeles	4-2	W	15-15-3	33	73	MAR. 18		TORONTO	7-3	W	28-37-8	64
34	DEC. 26		MINNESOTA	3-2	L	15-16-3	33	74	MAR. 20		QUEBEC	3-2	W	29-37-8	66
35	DEC. 28	@	Vancouver	4-4	T	15-16-4	34	75	MAR. 23		EDMONTON	7-4	W	30-37-8	68
36	DEC. 29	@	Los Angeles	4-3	W	16-16-4	36	76	MAR. 26	@	Calgary	5-2	W	31-37-8	70
37	JAN. 1	@	Edmonton	5-3	L	16-17-4	36	77	MAR. 27		CALGARY	4-3	L	31-38-8	70
38	JAN. 2		BOSTON	6-4	W	17-17-4	38	78	MAR. 30		LOS ANGELES	10-5	W	32-38-8	72
39	JAN. 5		EDMONTON	8-3	L	17-18-4	38	79	APR. 1	@	Edmonton	7-2	L	32-39-8	72
40	JAN. 6	@	Calgary	5-1	L	17-19-4	38	80	APR. 3		DETROIT	8-3	W	33-39-8	74

31-38-11 (73 points), 4th Smythe Division

PLAYER	GP	G	A	PTS	PIM
Dale Hawerchuk	80	37	65	102	73
Lucien DeBlois	80	34	45	79	50
Laurie Boschman	61	28	46	74	234
Paul MacLean	76	40	31	71	155
Thomas Steen	78	20	45	65	69
Brian Mullen	75	21	41	62	28
Dave Babych	66	18	39	57	62
Scott Arniel	80	21	35	56	68
Morris Lukowich	80	30	25	55	71
Moe Mantha	72	16	38	54	67
Doug Smail	66	20	17	37	62
Tim Young	44	15	19	34	25
Andrew McBain	78	11	19	30	37
Tim Watters	74	3	20	23	169
*Robert Picard	62	6	16	22	34
Wade Campbell	79	7	14	21	147
Bengt Lundholm	57	5	14	19	20
Ron Wilson	51	3	12	15	12

PLAYER	GP	G	A	PTS	PIM
*Jordy Douglas	17	4	2	6	8
Don Spring	21	0	4	4	4
Jim Kyte	58	1	2	3	55
#Bryan Maxwell	3	0	3	3	27
*Randy Carlyle	5	0	3	3	2
Doug Soetaert	47	0	3	3	14
Jyrki Seppa	13	0	2	2	6
#Ed Staniowski	1	0	1	1	0
Mike Lauen	3	0	1	1	0
#Jimmy Mann	16	0	1	1	54
Brian Hayward	28	0	1	1	2
Bobby Dollas	1	0	0	0	0
Murray Eaves	2	0	0	0	0
Tim Trimper	5	0	0	0	0
Marc Behrend	6	0	0	0	0
*Mike Veisor	8	0	0	0	0
John Gibson	11	0	0	0	14

GOALTENDER	GP	MIN	GAA	W-L-T	SO	GA	SA	SV%
*Mike Veisor	8	420	3.71	4-1-2	0	26	172	.849
Doug Soetaert	47	2539	4.30	18-15-7	0	182	1385	.869
Brian Hayward	28	1530	4.86	7-18-2	0	124	860	.856
Marc Behrend	6	351	5.47	2-4-0	0	32	184	.826
#Ed Staniowski	1	40	12.00	0-0-0	0	8	20	.600

* - Acquired during season # - Relocated during season

#	DATE	H/R	OPPONENT	SCORE	RES	RECORD	PTS	#	DATE	H/R	OPPONENT	SCORE	RES	RECORD	PTS
1	OCT. 5		DETROIT	6-6	T	0-0-1	0	41	JAN. 8		HARTFORD	4-3	W	15-21-5	35
2	OCT. 7		EDMONTON	8-6	L	0-1-1	1	42	JAN. 11	@	Calgary	9-5	L	15-22-5	35
3	OCT. 9		CALGARY	1-1	T	0-1-2	2	43	JAN. 13		LOS ANGELES	7-7	T	15-22-6	36
4	OCT. 12	@	Pittsburgh	4-3	W	1-1-2	4	44	JAN. 15		LOS ANGELES	4-4	T	15-22-7	37
5	OCT. 13	@	Philadelphia	4-3	L	1-2-2	4	45	JAN. 17	@	Washington	8-3	L	15-23-7	37
6	OCT. 15	@	Minnesota	2-1	L	1-3-2	4	46	JAN. 18	@	Pittsburgh	5-4	W	16-23-7	39
7	OCT. 19		MONTREAL	12-2	L	1-4-2	4	47	JAN. 20		VANCOUVER	6-6	T	16-23-8	40
8	OCT. 23	@	Buffalo	5-2	L	1-5-2	4	48	JAN. 22		VANCOUVER	6-4	W	17-23-8	42
9	OCT. 25	@	NY Islanders	4-2	W	2-5-2	6	49	JAN. 24	@	Quebec	5-3	W	18-23-8	44
10	OCT. 26	@	NY Rangers	7-5	W	3-5-2	8	50	JAN. 26	@	Hartford	6-2	W	19-23-8	46
11	OCT. 28	@	Calgary	7-1	L	3-6-2	8	51	JAN. 28	@	Boston	5-2	L	19-24-8	46
12	OCT. 30		WASHINGTON	7-3	L	3-7-2	8	52	FEB. 3		CHICAGO	7-3	W	20-24-8	48
13	NOV. 2		PITTSBURGH	6-3	L	3-8-2	8	53	FEB. 5		MONTREAL	2-2	T	20-24-9	49
14	NOV. 4		TORONTO	8-2	W	4-8-2	10	54	FEB. 8		NY RANGERS	3-1	L	20-25-9	49
15	NOV. 6		EDMONTON	8-5	L	4-9-2	10	55	FEB. 12		DETROIT	2-2	T	20-25-10	50
16	NOV. 9	@	Vancouver	7-2	W	5-9-2	12	56	FEB. 15	@	Edmonton	7-4	L	20-26-10	50
17	NOV. 11	@	Vancouver	4-2	L	5-10-2	12	57	FEB. 17		QUEBEC	6-3	L	20-27-10	50
18	NOV. 13		PHILADELPHIA	3-2	W	6-10-2	14	58	FEB. 19		WASHINGTON	4-3	W	21-27-10	52
19	NOV. 16		BUFFALO	6-5	L	6-11-2	14	59	FEB. 22	@	New Jersey	8-5	W	22-27-10	54
20	NOV. 19	@	Minnesota	8-7	L	6-12-2	14	60	FEB. 23	@	Montreal	5-3	W	23-27-10	56
21	NOV. 21	@	Edmonton	7-6	L	6-13-2	14	61	FEB. 25		BOSTON	5-2	W	24-27-10	58
22	NOV. 23		VANCOUVER	4-1	L	6-14-2	14	62	FEB. 27		EDMONTON	6-5	L	24-28-10	58
23	NOV. 24	@	Calgary	4-4	T	6-14-3	15	63	FEB. 29		NY ISLANDERS	4-3	L	24-29-10	58
24	NOV. 29	@	Los Angeles	6-5	W	7-14-3	17	64	MAR. 3	@	Detroit	6-1	L	24-30-10	58
25	DEC. 1	@	Los Angeles	6-5	W	8-14-3	19	65	MAR. 6	@	Los Angeles	7-3	W	25-30-10	60
26	DEC. 4		LOS ANGELES	7-5	W	9-14-3	21	66	MAR. 7	@	Vancouver	4-3	L	25-31-10	60
27	DEC. 7	@	New Jersey	6-3	L	9-15-3	21	67	MAR. 9		NY RANGERS	6-5	L	25-32-10	60
28	DEC. 10	@	Hartford	5-5	T	9-15-4	22	68	MAR. 11		QUEBEC	6-5	W	26-32-10	62
29	DEC. 11	@	Boston	4-2	L	9-16-4	22	69	MAR. 12	@	Toronto	8-7	W	27-32-10	64
30	DEC. 14	@	Toronto	8-4	W	10-16-4	24	70	MAR. 14		CHICAGO	6-4	W	28-32-10	66
31	DEC. 16		NEW JERSEY	4-1	W	11-16-4	26	71	MAR. 16		LOS ANGELES	5-4	W	29-32-10	68
32	DEC. 18		EDMONTON	7-5	L	11-17-4	26	72	MAR. 18		CALGARY	4-3	L	29-33-10	68
33	DEC. 19	@	Calgary	7-6	L	11-18-4	26	73	MAR. 20	@	St. Louis	9-3	L	29-34-10	68
34	DEC. 21	@	Edmonton	7-4	L	11-19-4	26	74	MAR. 21	@	Chicago	6-2	L	29-35-10	68
35	DEC. 23		ST. LOUIS	6-3	W	12-19-4	28	75	MAR. 23		VANCOUVER	4-3	L	29-36-10	68
36	DEC. 26		MINNESOTA	5-1	W	13-19-4	30	76	MAR. 25	@	Edmonton	3-2	L	29-37-10	68
37	DEC. 30		NY ISLANDERS	4-3	W	14-19-4	32	77	MAR. 27	@	Los Angeles	3-3	T	29-37-11	69
38	JAN. 1		CALGARY	3-3	T	14-19-5	33	78	MAR. 28	@	Vancouver	5-1	L	29-38-11	69
39	JAN. 4	@	Buffalo	9-4	L	14-20-5	33	79	MAR. 30		ST. LOUIS	2-1	W	30-38-11	71
40	JAN. 5	@	Philadelphia	7-6	L	14-21-5	33	80	APR. 1		CALGARY	3-2	W	31-38-11	73



43-27-10 (96 points), 2nd Smythe Division

PLAYER	GP	G	A	PTS	PIM
Dale Hawerchuk	80	53	77	130	74
Paul MacLean	79	41	60	101	119
Thomas Steen	79	30	54	84	80
Laurie Boschman	80	32	44	76	180
Brian Mullen	69	32	39	71	32
Doug Smail	80	31	35	66	45
Dave Babych	78	13	49	62	78
Randy Carlyle	71	13	38	51	98
Scott Arniel	79	22	22	44	81
Perry Turnbull	66	22	21	43	130
Dave Ellett	80	11	27	38	85
Robert Picard	78	12	22	34	107
Bengt Lundholm	78	12	18	30	20
Andrew McBain	77	7	15	22	45
Tim Watters	63	2	20	22	74

PLAYER	GP	G	A	PTS	PIM
Ron Wilson	75	10	9	19	31
*Jim Nill	20	8	8	16	38
#Morris Lukowich	47	5	9	14	31
Wade Campbell	40	1	6	7	21
Brian Hayward	61	0	4	4	10
Murray Eaves	3	0	3	3	0
Jim Kyte	71	0	3	3	111
Jordy Douglas	7	0	2	2	0
Paul Pooley	12	0	2	2	0
Tom Martin	8	1	0	1	42
Mark Holden	4	0	1	1	0
Peter Taglianetti	1	0	0	0	0
Dan McFall	2	0	0	0	0
Bobby Dollas	9	0	0	0	0
Marc Behrend	23	0	0	0	0

GOALTENDER	GP	MIN	GAA	W-L-T	SO	GA	SA	SV%
Brian Hayward	61	3481	3.86	33-17-8	0	224	1814	.877
Mark Holden	4	213	4.23	2-0-0	0	15	104	.856
Marc Behrend	23	1173	4.45	8-10-2	1	87	624	.861

* - Acquired during season # - Relocated during season

#	DATE	H/R	OPPONENT	SCORE	RES	RECORD	PTS
1	OCT. 14		TORONTO	5-2	W	1-0-0	2
2	OCT. 17	@	Calgary	7-4	L	1-1-0	2
3	OCT. 19		EDMONTON	7-4	L	1-2-0	2
4	OCT. 21		BOSTON	3-2	W	2-2-0	4
5	OCT. 24		HARTFORD	8-4	W	3-2-0	6
6	OCT. 27		LOS ANGELES	2-2	T	3-2-1	7
7	OCT. 29		LOS ANGELES	5-3	L	3-3-1	7
8	NOV. 1	@	PHILADELPHIA	7-4	W	4-3-1	9
9	NOV. 2	@	Detroit	3-3	T	4-3-2	10
10	NOV. 4		EDMONTON	2-1	L	4-4-2	10
11	NOV. 6	@	Quebec	5-3	L	4-5-2	10
12	NOV. 7	@	Hartford	3-0	W	5-5-2	12
13	NOV. 9		VANCOUVER	7-5	W	6-5-2	14
14	NOV. 11		BUFFALO	3-2	W	7-5-2	16
15	NOV. 14		PITTSBURGH	4-3	L	7-6-2	16
16	NOV. 16		CALGARY	6-2	L	7-7-2	16
17	NOV. 17	@	Toronto	5-3	W	8-7-2	18
18	NOV. 21	@	Edmonton	7-5	L	8-8-2	18
19	NOV. 23	@	Vancouver	5-1	W	9-8-2	20
20	NOV. 24	@	Los Angeles	9-5	W	10-8-2	22
21	NOV. 27	@	Los Angeles	5-3	W	11-8-2	24
22	NOV. 30		NY ISLANDERS	5-2	L	11-9-2	24
23	DEC. 2		CALGARY	8-6	W	12-9-2	26
24	DEC. 4	@	St. Louis	2-2	T	12-9-3	27
25	DEC. 7	@	Washington	7-5	W	13-9-3	29
26	DEC. 9		MINNESOTA	4-2	W	14-9-3	31
27	DEC. 11		PHILADELPHIA	5-4	W	15-9-3	33
28	DEC. 12	@	Calgary	9-2	L	15-10-3	33
29	DEC. 14		TORONTO	6-4	W	16-10-3	35
30	DEC. 16		DETROIT	5-2	W	17-10-3	37
31	DEC. 18	@	NY Islanders	7-4	L	17-11-3	37
32	DEC. 19	@	NY Rangers	5-4	W	18-11-3	39
33	DEC. 22		LOS ANGELES	6-2	W	19-11-3	41
34	DEC. 23		LOS ANGELES	4-4	T	19-11-4	42
35	DEC. 26	@	Minnesota	4-0	L	19-12-4	42
36	DEC. 28	@	Buffalo	4-0	L	19-13-4	42
37	DEC. 30		BOSTON	5-3	L	19-14-4	42
38	JAN. 1		CALGARY	5-3	L	19-15-4	42
39	JAN. 4	@	Edmonton	7-4	L	19-16-4	42
40	JAN. 6		EDMONTON	7-2	L	19-17-4	42

#	DATE	H/R	OPPONENT	SCORE	RES	RECORD	PTS
41	JAN. 9		NY RANGERS	6-5	W	20-17-4	44
42	JAN. 12	@	Los Angeles	6-4	L	20-18-4	44
43	JAN. 13	@	Los Angeles	6-5	W	21-18-4	46
44	JAN. 16	@	Chicago	6-3	L	21-19-4	46
45	JAN. 18		ST. LOUIS	6-2	L	21-20-4	46
46	JAN. 19	@	Detroit	8-5	W	22-20-4	48
47	JAN. 21		PITTSBURGH	7-6	W	23-20-4	50
48	JAN. 23	@	Vancouver	6-4	W	24-20-4	52
49	JAN. 25	@	Vancouver	7-4	L	24-21-4	52
50	JAN. 27		PHILADELPHIA	6-2	W	25-21-4	54
51	JAN. 29	@	St. Louis	6-6	T	25-21-5	55
52	JAN. 30	@	Chicago	6-3	W	26-21-5	57
53	FEB. 2	@	Boston	4-3	W	27-21-5	59
54	FEB. 3	@	Washington	6-2	L	27-22-5	59
55	FEB. 6		EDMONTON	6-2	W	28-22-5	61
56	FEB. 8		VANCOUVER	5-5	T	28-22-6	62
57	FEB. 10		VANCOUVER	5-3	L	28-23-6	62
58	FEB. 13		WASHINGTON	5-3	W	29-23-6	64
59	FEB. 16	@	Calgary	8-4	L	29-24-6	64
60	FEB. 17		NEW JERSEY	2-2	T	29-24-7	65
61	FEB. 19		HARTFORD	6-2	L	29-25-7	65
62	FEB. 21	@	NY Islanders	3-2	W	30-25-7	67
63	FEB. 23	@	Montreal	6-4	L	30-26-7	67
64	FEB. 25	@	NY Rangers	12-5	W	31-26-7	69
65	FEB. 27	@	Pittsburgh	6-4	W	32-26-7	71
66	MAR. 3	@	Edmonton	6-3	W	33-26-7	73
67	MAR. 6		MONTREAL	4-2	L	33-27-7	73
68	MAR. 8		QUEBEC	6-3	W	34-27-7	75
69	MAR. 10		NEW JERSEY	7-1	W	35-27-7	77
70	MAR. 12	@	New Jersey	6-3	W	36-27-7	79
71	MAR. 14	@	Montreal	4-1	W	37-27-7	81
72	MAR. 15	@	Quebec	3-2	W	38-27-7	83
73	MAR. 17		BUFFALO	5-3	W	39-27-7	85
74	MAR. 20		MINNESOTA	5-2	W	40-27-7	87
75	MAR. 23		VANCOUVER	6-4	W	41-27-7	89
76	MAR. 27	@	Vancouver	5-3	W	42-27-7	91
77	MAR. 29		CHICAGO	5-5	T	42-27-8	92
78	MAR. 31		CALGARY	4-4	T	42-27-9	93
79	APR. 6	@	Edmonton	6-5	W	43-27-9	95
80	APR. 7	@	Calgary	4-4	T	43-27-10	96



26-47-7 (59 points), 3rd Smythe Division

PLAYER	GP	G	A	PTS	PIM
Dale Hawerchuk	80	46	59	105	44
Laurie Boschman	77	27	42	69	241
Thomas Steen	78	17	47	64	76
Brian Mullen	79	28	34	62	38
Paul MacLean	69	27	29	56	74
Perry Turnbull	80	20	31	51	183
Randy Carlyle	68	16	33	49	93
*Ray Neufeld	60	20	28	48	62
Dave Ellett	80	15	31	46	96
Scott Arniel	80	18	25	43	40
Doug Smail	73	16	26	42	32
*Mario Marois	56	4	28	32	110
#Dave Babych	19	4	12	16	14
Tim Watters	56	6	8	14	97
Jim Nill	61	6	8	14	75
Ron Wilson	54	6	7	13	16
*Bill Derlago	27	5	5	10	6
Bengt Lundholm	16	3	5	8	6

PLAYER	GP	G	A	PTS	PIM
#Robert Picard	20	2	5	7	17
Andrew McBain	28	3	3	6	17
Dave Silk	32	2	4	6	63
Bobby Dollas	46	0	5	5	66
Jim Kyte	71	1	3	4	126
Anssi Melametsa	27	0	3	3	2
Brian Hayward	52	0	2	2	25
Ryan Stewart	3	1	0	1	0
Murray Eaves	4	1	0	1	0
Brad Berry	13	1	0	1	10
Paul Pooley	3	0	1	1	0
Dan McFall	7	0	1	1	0
#Wade Campbell	24	0	1	1	27
Dan Bouchard	32	0	1	1	38
Tom Martin	5	0	0	0	0
Marc Behrend	9	0	0	0	0
Peter Douris	11	0	0	0	0
Peter Taglianetti	18	0	0	0	48

GOALTENDER	GP	MIN	GAA	W-L-T	SO	GA	SA	SV%
Dan Bouchard	32	1696	3.79	11-14-2	2	107	790	.865
Brian Hayward	52	2721	4.79	13-28-5	0	217	1373	.842
Marc Behrend	9	422	5.83	2-5-0	0	41	220	.814

* - Acquired during season # - Relocated during season

#	DATE	H/R	OPPONENT	SCORE	RES	RECORD	PTS
1	OCT. 10	@	Edmonton	4-3	L	0-1-0	0
2	OCT. 11	@	Calgary	8-3	L	0-2-0	0
3	OCT. 13		QUEBEC	5-2	L	0-3-0	0
4	OCT. 16	@	Detroit	4-3	W	1-3-0	2
5	OCT. 19	@	Toronto	4-3	W	2-3-0	4
6	OCT. 20		CALGARY	8-5	W	3-3-0	6
7	OCT. 23		EDMONTON	9-3	W	4-3-0	8
8	OCT. 25		WASHINGTON	7-7	T	4-3-1	9
9	OCT. 27		DETROIT	5-3	W	5-3-1	11
10	OCT. 30	@	Edmonton	7-3	L	5-4-1	11
11	NOV. 2	@	Minnesota	3-1	W	6-4-1	13
12	NOV. 3		ST. LOUIS	4-3	L	6-5-1	13
13	NOV. 6	@	Buffalo	7-3	L	6-6-1	13
14	NOV. 8		NY RANGERS	7-3	L	6-7-1	13
15	NOV. 9		VANCOUVER	7-2	L	6-8-1	13
16	NOV. 13	@	Calgary	3-3	T	6-8-2	14
17	NOV. 15		NEW JERSEY	5-3	W	7-8-2	16
18	NOV. 17		CALGARY	5-4	L	7-9-2	16
19	NOV. 20		ST. LOUIS	3-1	W	8-9-2	18
20	NOV. 22	@	Pittsburgh	8-1	L	8-10-2	18
21	NOV. 23	@	Hartford	8-1	L	8-11-2	18
22	NOV. 26	@	New Jersey	4-3	L	8-12-2	18
23	NOV. 27	@	Philadelphia	6-1	L	8-13-2	18
24	NOV. 29		NY ISLANDERS	4-1	L	8-14-2	18
25	DEC. 1		PHILADELPHIA	2-1	W	9-14-2	20
26	DEC. 3	@	NY Islanders	4-4	T	9-14-3	21
27	DEC. 4	@	NY Rangers	7-4	L	9-15-3	21
28	DEC. 7		LOS ANGELES	3-2	L	9-16-3	21
29	DEC. 8		LOS ANGELES	4-1	L	9-17-3	21
30	DEC. 11	@	Vancouver	6-3	W	10-17-3	23
31	DEC. 13		EDMONTON	6-3	L	10-18-3	23
32	DEC. 15		TORONTO	3-3	T	10-18-4	24
33	DEC. 17	@	St. Louis	8-6	L	10-19-4	24
34	DEC. 18	@	Chicago	5-4	L	10-20-4	24
35	DEC. 20		WASHINGTON	7-4	W	11-20-4	26
36	DEC. 22	@	Edmonton	7-5	W	12-20-4	28
37	DEC. 23	@	Vancouver	5-3	L	12-21-4	28
38	DEC. 26		MINNESOTA	6-5	L	12-22-4	28
39	DEC. 28	@	Los Angeles	5-4	L	12-23-4	28
40	DEC. 30	@	Los Angeles	4-2	L	12-24-4	28

#	DATE	H/R	OPPONENT	SCORE	RES	RECORD	PTS
41	JAN. 3		MONTREAL	7-3	L	12-25-4	28
42	JAN. 5		VANCOUVER	4-0	W	13-25-4	30
43	JAN. 7		VANCOUVER	2-2	T	13-25-5	31
44	JAN. 11	@	Boston	8-4	L	13-26-5	31
45	JAN. 14	@	Quebec	5-4	W	14-26-5	33
46	JAN. 15	@	Montreal	4-0	L	14-27-5	33
47	JAN. 17		CHICAGO	5-1	W	15-27-5	35
48	JAN. 19		BOSTON	2-1	L	15-28-5	35
49	JAN. 22	@	Buffalo	6-3	L	15-29-5	35
50	JAN. 23	@	Boston	7-5	L	15-30-5	35
51	JAN. 25	@	Hartford	7-2	L	15-31-5	35
52	JAN. 29		BUFFALO	5-3	W	16-31-5	37
53	FEB. 1		LOS ANGELES	9-6	L	16-32-5	37
54	FEB. 2		LOS ANGELES	6-3	W	17-32-5	39
55	FEB. 7	@	Vancouver	5-2	L	17-33-5	39
56	FEB. 9	@	Vancouver	3-3	T	17-33-6	40
57	FEB. 12	@	Calgary	4-2	L	17-34-6	40
58	FEB. 14		HARTFORD	5-4	W	18-34-6	42
59	FEB. 17	@	Philadelphia	8-4	L	18-35-6	42
60	FEB. 19	@	Pittsburgh	5-2	L	18-36-6	42
61	FEB. 21		CHICAGO	5-2	L	18-37-6	42
62	FEB. 23		QUEBEC	4-2	W	19-37-6	44
63	FEB. 26		EDMONTON	8-2	L	19-38-6	44
64	FEB. 28		NY ISLANDERS	6-3	L	19-39-6	44
65	MAR. 2	@	New Jersey	6-4	L	19-40-6	44
66	MAR. 3	@	Toronto	6-1	L	19-41-6	44
67	MAR. 5		NY RANGERS	4-1	W	20-41-6	46
68	MAR. 8	@	Minnesota	4-2	W	21-41-6	48
69	MAR. 9		PITTSBURGH	5-3	W	22-41-6	50
70	MAR. 12		EDMONTON	8-5	L	22-42-6	50
71	MAR. 16		DETROIT	6-0	W	23-42-6	52
72	MAR. 18	@	Edmonton	6-2	L	23-43-6	52
73	MAR. 19		MONTREAL	6-4	W	24-43-6	54
74	MAR. 21	@	Washington	5-3	L	24-44-6	54
75	MAR. 23		CALGARY	7-4	L	24-45-6	54
76	MAR. 24		VANCOUVER	8-4	W	25-45-6	56
77	MAR. 28	@	Calgary	6-3	L	25-46-6	56
78	MAR. 31	@	Los Angeles	5-2	W	26-46-6	56
79	APR. 2	@	Los Angeles	4-4	T	26-46-7	59
80	APR. 6		CALGARY	6-4	L	26-47-7	59



40-32-8 (88 points), 3rd Smythe Division

PLAYER	GP	G	A	PTS	PIM
Dale Hawerchuk	80	47	53	100	52
Paul MacLean	72	32	42	74	75
Brian Mullen	69	19	32	51	20
Thomes Steen	75	17	33	50	59
Gilles Hamel	79	27	21	48	24
Dave Ellett	78	13	31	44	53
Mario Marois	79	4	40	44	106
Doug Smail	78	25	18	43	36
Randy Carlyle	71	16	26	42	93
Laurie Boschman	80	17	24	41	152
Ray Neufeld	80	18	18	36	105
Fredrik Olausson	72	7	29	36	26
Andrew McBain	71	11	21	32	106
Tim Watters	63	3	13	16	119
Ron Wilson	80	3	13	16	13
Jim Kyte	72	5	5	10	162
Brad Berry	52	2	8	10	60

PLAYER	GP	G	A	PTS	PIM
#Bill Derlago	30	3	6	9	12
Hannu Jarvenpaa	20	1	8	9	8
Jim Nill	36	3	4	7	52
Perry Turnbull	26	1	5	6	44
*Steve Rooney	30	2	3	5	57
Iain Duncan	6	1	2	3	0
Brad Jones	4	1	0	1	0
Tom Martin	11	1	0	1	49
Craig Endean	2	0	1	1	0
Joel Baillargeon	11	0	1	1	15
Randy Gilhen	2	0	0	0	0
Peter Taglianetti	3	0	0	0	12
Peter Douris	6	0	0	0	0
Steve Penney	7	0	0	0	7
Daniel Berthiaume	31	0	0	0	2
Eldon Reddick	48	0	0	0	8

GOALTENDER	GP	MIN	GAA	W-L-T	SO	GA	SA	SV%
Daniel Berthiaume	31	1758	3.17	18-7-3	2<	93	810	.885
Eldon Reddick	48	2762	3.24	21-21-4	1<	149	1256	.881
Steve Penney	7	327	4.59	1-4-1	0	25	134	.813

* - Acquired during season # - Relocated during season <- Daniel Berthiaume and Eldon Reddick shared one shutout

#	DATE	H/R	OPPONENT	SCORE	RES	RECORD	PTS	#	DATE	H/R	OPPONENT	SCORE	RES	RECORD	PTS
1	OCT. 9		BUFFALO	3-2	W	1-0-0	2	41	JAN. 9		HARTFORD	3-0	W	20-17-4	44
2	OCT. 12		EDMONTON	5-3	W	2-0-0	4	42	JAN. 10	@	Detroit	5-2	W	21-17-4	46
3	OCT. 14		BOSTON	2-1	L	2-1-0	4	43	JAN. 13	@	Washington	3-2	W	22-17-4	48
4	OCT. 16	@	Hartford	4-4	T	2-1-1	5	44	JAN. 14	@	Pittsburgh	4-3	W	23-17-4	50
5	OCT. 18	@	Montreal	5-3	L	2-2-1	5	45	JAN. 16	@	New Jersey	5-4	W	24-17-4	52
6	OCT. 19	@	Philadelphia	3-1	L	2-3-1	5	46	JAN. 18		MINNESOTA	5-3	W	25-17-4	54
7	OCT. 24		CALGARY	5-2	W	3-3-1	7	47	JAN. 19		VANCOUVER	5-4	W	26-17-4	56
8	OCT. 26		CHICAGO	8-4	L	3-4-1	7	48	JAN. 21		EDMONTON	5-3	L	26-18-4	56
9	OCT. 29		CALGARY	6-2	W	4-4-1	9	49	JAN. 23		TORONTO	7-5	W	27-18-4	58
10	NOV. 1	@	NY Islanders	7-4	L	4-5-1	9	50	JAN. 27	@	NY Islanders	2-2	T	27-18-5	59
11	NOV. 2	@	NY Rangers	5-4	W	5-5-1	11	51	JAN. 28	@	NY Rangers	2-1	W	28-18-5	61
12	NOV. 4	@	Quebec	6-3	W	6-5-1	13	52	JAN. 31	@	Boston	6-3	L	28-19-5	61
13	NOV. 7		ST. LOUIS	2-0	W	7-5-1	15	53	FEB. 1	@	Washington	6-4	L	28-20-5	61
14	NOV. 9		NEW JERSEY	8-1	W	8-5-1	17	54	FEB. 4		PHILADELPHIA	5-3	W	29-20-5	63
15	NOV. 11	@	Los Angeles	4-3	L	8-6-1	17	55	FEB. 6		LOS ANGELES	6-1	W	30-20-5	65
16	NOV. 13	@	Los Angeles	6-5	W	9-6-1	19	56	FEB. 8		LOS ANGELES	3-1	W	31-20-5	67
17	NOV. 14	@	Vancouver	3-2	W	10-6-1	21	57	FEB. 14	@	Montreal	5-2	L	31-21-5	67
18	NOV. 16		NY ISLANDERS	3-1	W	11-6-1	23	58	FEB. 17	@	Quebec	3-3	T	31-21-6	68
19	NOV. 18		PITTSBURGH	3-1	W	12-6-1	25	59	FEB. 18	@	Detroit	5-2	L	31-22-6	68
20	NOV. 21		LOS ANGELES	4-1	L	12-7-1	25	60	FEB. 20		BOSTON	6-2	W	32-22-6	70
21	NOV. 23		LOS ANGELES	3-2	W	13-7-1	27	61	FEB. 22		EDMONTON	5-2	W	33-22-6	72
22	NOV. 26	@	Edmonton	4-3	L	13-8-1	27	62	FEB. 24	@	Los Angeles	8-3	L	33-23-6	72
23	NOV. 27	@	Calgary	4-3	W	14-8-1	29	63	FEB. 26	@	Los Angeles	4-3	W	34-23-6	74
24	NOV. 29	@	Vancouver	6-3	W	15-8-1	31	64	FEB. 28	@	Calgary	5-3	L	34-24-6	74
25	DEC. 3		WASHINGTON	3-3	T	15-8-2	32	65	MAR. 1		CALGARY	6-3	W	35-24-6	76
26	DEC. 5		NY RANGERS	6-3	L	15-9-2	32	66	MAR. 4	@	Chicago	3-2	L	35-25-6	76
27	DEC. 7		VANCOUVER	3-1	L	15-10-2	32	67	MAR. 5	@	St. Louis	1-1	T	35-25-7	77
28	DEC. 10		EDMONTON	7-4	L	15-11-2	32	68	MAR. 8		PITTSBURGH	5-3	L	35-26-7	77
29	DEC. 12	@	Edmonton	6-1	L	15-12-2	32	69	MAR. 11		MONTREAL	2-1	W	36-26-7	79
30	DEC. 14		PHILADELPHIA	4-1	L	15-13-2	32	70	MAR. 13		HARTFORD	3-0	L	36-27-7	79
31	DEC. 17	@	Chicago	5-1	L	15-14-2	32	71	MAR. 15		DETROIT	1-1	T	36-27-8	80
32	DEC. 18	@	St. Louis	3-3	T	15-14-3	33	72	MAR. 18		NEW JERSEY	4-3	W	37-27-8	82
33	DEC. 21		QUEBEC	4-4	T	15-14-4	34	73	MAR. 20	@	Vancouver	6-5	L	37-28-8	82
34	DEC. 23	@	Edmonton	2-1	W	16-14-4	36	74	MAR. 22		VANCOUVER	3-2	W	38-28-8	84
35	DEC. 26	@	Minnesota	4-2	L	16-15-4	36	75	MAR. 25		CALGARY	10-1	W	39-28-8	86
36	DEC. 28		MINNESOTA	5-4	W	17-15-4	38	76	MAR. 26	@	Calgary	3-1	L	39-29-8	86
37	DEC. 31	@	Toronto	6-1	L	17-16-4	38	77	MAR. 29		TORONTO	6-2	L	39-30-8	86
38	JAN. 2	@	Buffalo	6-3	W	18-16-4	40	78	MAR. 31	@	Edmonton	5-4	L	39-31-8	86
39	JAN. 4		VANCOUVER	4-2	W	19-16-4	42	79	APR. 3	@	Vancouver	6-4	L	39-32-8	86
40	JAN. 7		BUFFALO	4-2	L	19-17-4	42	80	APR. 5	@	Calgary	3-1	W	40-32-8	88



33-36-11 (77 points), 3rd Smythe Division

PLAYER	GP	G	A	PTS	PIM
Dale Hawerchuk	80	44	77	121	59
Paul MacLean	77	40	39	79	76
Andrew McBain	74	32	31	63	145
Randy Carlyle	78	15	44	59	210
Dave Ellett	68	13	45	58	106
Thomas Steen	76	16	38	54	53
Mario Marois	79	7	44	51	111
Laurie Boschman	80	25	23	48	227
Iain Duncan	62	19	23	42	73
Ray Neufeld	78	18	18	36	167
Doug Smail	71	15	16	31	34
Peter Taglianetti	70	6	17	23	182
Gilles Hamel	63	8	11	19	35
Hannu Jarvenpaa	41	6	11	17	34
Fredrik Olausson	38	5	10	15	18
Steve Rooney	56	7	6	13	217
Ron Wilson	69	5	8	13	28
*Mark Kumpel	32	4	4	8	19

PLAYER	GP	G	A	PTS	PIM
Brad Jones	19	2	5	7	15
Brad Berry	48	0	6	6	75
Randy Gilhen	13	3	2	5	15
Pat Elynuik	13	1	3	4	12
Jim Kyte	51	1	3	4	128
Peter Douris	4	0	2	2	0
Daniel Berthiaume	56	0	2	2	12
Joel Baillargeon	4	0	1	1	12
#Jim Nill	24	0	1	1	44
Todd Fliche	2	0	0	0	2
Alfie Turcotte	3	0	0	0	0
Guy Gosselin	5	0	0	0	6
*Paul Boutilier	6	0	0	0	6
Steve Penney	8	0	0	0	0
Dwight Schofield	18	0	0	0	33
Eldon Reddick	28	0	0	0	6
Tim Watters	36	0	0	0	106

GOALTENDER	GP	MIN	GAA	W-L-T	SO	GA	SA	SV%
Daniel Berthiaume	56	3010	3.51	22-19-7	2	176	1489	.882
Eldon Reddick	28	1487	4.12	9-13-3	0	102	712	.857
Steve Penney	8	385	4.68	2-4-1	0	30	186	.839

* - Acquired during season # - Relocated during season

#	DATE	H/R	OPPONENT	SCORE	RES	RECORD	PTS
1	OCT. 10	@	Calgary	5-1	W	1-0-0	2
2	OCT. 12		CALGARY	3-2	W	2-0-0	4
3	OCT. 17	@	Minnesota	5-2	W	3-0-0	6
4	OCT. 18	@	Chicago	6-4	L	3-1-0	6
5	OCT. 20	@	St. Louis	6-2	L	3-2-0	6
6	OCT. 23		LOS ANGELES	4-3	W	4-2-0	8
7	OCT. 25		LOS ANGELES	2-1	L	4-3-0	8
8	OCT. 28		DETROIT	5-1	L	4-4-0	8
9	OCT. 30		WASHINGTON	3-2	W	5-4-0	10
10	NOV. 1		VANCOUVER	7-3	W	6-4-0	12
11	NOV. 4	@	Toronto	7-3	L	6-5-0	12
12	NOV. 6		CHICAGO	6-3	W	7-5-0	14
13	NOV. 8		VANCOUVER	3-1	W	8-5-0	16
14	NOV. 10		CALGARY	4-3	W	9-5-0	18
15	NOV. 12	@	New Jersey	1-1	T	9-5-1	19
16	NOV. 14	@	NY Islanders	7-3	L	9-6-1	19
17	NOV. 15	@	NY Rangers	6-4	L	9-7-1	19
18	NOV. 18		BOSTON	4-3	L	9-8-1	19
19	NOV. 20		NY RANGERS	4-3	L	9-9-1	19
20	NOV. 22		EDMONTON	4-3	W	10-9-1	21
21	NOV. 25	@	Detroit	10-8	L	10-10-1	21
22	NOV. 26	@	Boston	5-3	L	10-11-1	21
23	NOV. 28		MONTREAL	7-3	L	10-12-1	21
24	DEC. 1	@	Los Angeles	7-6	W	11-12-1	23
25	DEC. 3	@	Los Angeles	5-4	W	12-12-1	25
26	DEC. 9	@	Edmonton	2-0	L	12-13-1	25
27	DEC. 11		QUEBEC	3-3	T	12-13-2	26
28	DEC. 13		PHILADELPHIA	4-3	L	12-14-2	26
29	DEC. 16	@	Calgary	5-4	L	12-15-2	26
30	DEC. 18	@	Edmonton	5-5	T	12-15-3	27
31	DEC. 20		NEW JERSEY	4-1	W	13-15-3	29
32	DEC. 22		NY ISLANDERS	5-2	W	14-15-3	31
33	DEC. 26		MINNESOTA	5-4	W	15-15-3	33
34	DEC. 28	@	Los Angeles	5-2	W	16-15-3	35
35	DEC. 30	@	Los Angeles	6-4	L	16-16-3	35
36	DEC. 31	@	Vancouver	2-1	L	16-17-3	35
37	JAN. 3		DETROIT	4-4	T	16-17-4	36
38	JAN. 6	@	Calgary	6-1	L	16-18-4	36
39	JAN. 8		EDMONTON	4-4	T	16-18-5	37
40	JAN. 10		TORONTO	4-3	W	17-18-5	39

#	DATE	H/R	OPPONENT	SCORE	RES	RECORD	PTS
41	JAN. 12	@	Vancouver	5-3	W	18-18-5	41
42	JAN. 13	@	Vancouver	8-2	L	18-19-5	41
43	JAN. 15	@	Edmonton	4-4	T	18-19-6	42
44	JAN. 17		VANCOUVER	6-5	L	18-20-6	42
45	JAN. 19		ST. LOUIS	3-0	W	19-20-6	44
46	JAN. 23		LOS ANGELES	5-3	W	20-20-6	46
47	JAN. 24		LOS ANGELES	2-1	L	20-21-6	46
48	JAN. 26	@	Washington	3-2	W	21-21-6	48
49	JAN. 27	@	Pittsburgh	4-1	W	22-21-6	50
50	JAN. 30	@	Philadelphia	4-3	L	22-22-6	50
51	JAN. 31	@	Buffalo	4-4	T	22-22-7	51
52	FEB. 3		CALGARY	9-0	W	23-22-7	53
53	FEB. 5		CHICAGO	1-1	T	23-22-8	54
54	FEB. 6	@	Minnesota	8-8	T	23-22-9	55
55	FEB. 12		BUFFALO	7-5	W	24-22-9	57
56	FEB. 14		QUEBEC	3-2	W	25-22-9	59
57	FEB. 16	@	Quebec	7-3	W	26-22-9	61
58	FEB. 17	@	Hartford	4-3	L	26-23-9	61
59	FEB. 19		WASHINGTON	6-0	L	26-24-9	61
60	FEB. 21		EDMONTON	4-3	L	26-25-9	61
61	FEB. 23	@	Pittsburgh	4-3	W	27-25-9	63
62	FEB. 24	@	New Jersey	3-1	W	28-25-9	65
63	FEB. 27	@	Montreal	6-0	L	28-26-9	65
64	FEB. 28	@	Buffalo	5-3	L	28-27-9	65
65	MAR. 1		HARTFORD	6-3	W	29-27-9	67
66	MAR. 3		VANCOUVER	4-3	W	30-27-9	69
67	MAR. 5	@	Toronto	10-1	W	31-27-9	71
68	MAR. 7		EDMONTON	6-0	L	31-28-9	71
69	MAR. 9		CALGARY	6-6	T	31-28-10	72
70	MAR. 10	@	Calgary	5-3	L	31-29-10	72
71	MAR. 13		PITTSBURGH	5-4	L	31-30-10	72
72	MAR. 16		MONTREAL	4-1	L	31-31-10	72
73	MAR. 19	@	Edmonton	4-1	L	31-32-10	72
74	MAR. 20		NY ISLANDERS	6-0	L	31-33-10	72
75	MAR. 22	@	Hartford	4-3	L	31-34-10	72
76	MAR. 24	@	Boston	4-3	L	31-35-10	72
77	MAR. 26	@	Philadelphia	6-0	L	31-36-10	72
78	MAR. 29	@	Vancouver	3-2	W	32-36-10	74
79	APR. 1		NY RANGERS	6-6	T	32-36-11	75
80	APR. 3		ST. LOUIS	5-4	W	33-36-11	77



26-42-12 (64 points), 5th Smythe Division

PLAYER	GP	G	A	PTS	PIM
Dale Hawerchuk	75	41	55	96	28
Thomas Steen	80	27	61	88	80
Andrew McBain	80	37	40	77	71
Brent Ashton	75	31	37	68	36
Fredrik Olausson	75	15	47	62	32
Dave Ellett	75	22	34	56	62
Pat Elynuik	56	26	25	51	29
Iain Duncan	57	14	30	44	74
Randy Carlyle	78	6	38	44	78
Laurie Boschman	70	10	26	36	163
Doug Smail	47	14	15	29	52
*Paul Fenton	59	14	9	23	33
*Gord Donnelly	57	6	10	16	228
Peter Taglianetti	66	1	14	15	226
Teppo Numminen	69	1	14	15	36
Jim Kyte	74	3	9	12	190
Brad Jones	22	6	5	11	6
Hannu Jarvenpaa	53	4	7	11	41
Brad Berry	38	0	9	9	45
Randy Gilhen	64	5	3	8	38
#Ray Neufeld	31	5	2	7	52

GOALTENDER	GP	MIN	GAA	W-L-T	SO	GA	SA	SV%
Bob Essensa	20	1102	3.70	6-8-3	1	68	574	.882
Eldon Reddick	41	2109	4.10	11-17-7	0	144	1132	.873
#Alain Chevrier	22	1092	4.29	8-8-2	1	78	554	.859
Daniel Berthiaume	9	443	5.96	0-8-0	0	4	255	.827
Tom Draper	2	120	6.00	1-1-0	0	12	66	.818

* - Acquired during season # - Relocated during season

PLAYER	GP	G	A	PTS	PIM
Brent Hughes	28	3	2	5	82
#Dave Hunter	34	3	1	4	61
Alfie Turcotte	14	1	3	4	2
#Alain Chevrier	22	0	4	4	2
Stu Kulak	18	2	0	2	24
#Mario Marois	7	1	1	2	17
Markku Kyllonen	9	0	2	2	2
Tony Joseph	2	1	0	1	0
*Moe Lemay	10	1	0	1	14
Guy Larose	3	0	1	1	6
Eldon Reddick	41	0	1	1	6
Darren Boyko	1	0	0	0	0
Todd Fichel	1	0	0	0	0
#Gilles Hamel	1	0	0	0	0
Tom Draper	2	0	0	0	0
Matt Hervey	2	0	0	0	4
Bryan Marchment	2	0	0	0	2
Paul Boutilier	3	0	0	0	4
Steve Fletcher	3	0	0	0	5
Daniel Berthiaume	9	0	0	0	0
Bob Essensa	20	0	0	0	0

#	DATE	H/R	OPPONENT	SCORE	RES	RECORD	PTS	#	DATE	H/R	OPPONENT	SCORE	RES	RECORD	PTS
1	OCT. 6	@	Vancouver	2-2	T	0-0-1	0	41	JAN. 13	@	Vancouver	3-1	W	16-16-9	41
2	OCT. 9	@	Edmonton	5-4	L	0-1-1	1	42	JAN. 15		MINNESOTA	4-1	L	16-17-9	41
3	OCT. 12	@	Chicago	10-1	L	0-2-1	1	43	JAN. 18		EDMONTON	9-4	L	16-18-9	41
4	OCT. 14		VANCOUVER	4-3	W	1-2-1	3	44	JAN. 20		PITTSBURGH	7-3	W	17-18-9	43
5	OCT. 16		EDMONTON	3-3	T	1-2-2	4	45	JAN. 21		PHILADELPHIA	7-3	L	17-19-9	43
6	OCT. 19		BOSTON	5-2	L	1-3-2	4	46	JAN. 25	@	Pittsburgh	5-4	L	17-20-9	43
7	OCT. 23		WASHINGTON	3-2	W	2-3-2	6	47	JAN. 26	@	NY Islanders	8-6	L	17-21-9	43
8	OCT. 28		LOS ANGELES	7-4	L	2-4-2	6	48	JAN. 28	@	Boston	4-3	W	18-21-9	45
9	OCT. 30		LOS ANGELES	8-4	W	3-4-2	8	49	JAN. 31	@	St. Louis	5-3	L	18-22-9	45
10	NOV. 1	@	NY Islanders	8-1	W	4-4-2	10	50	FEB. 1	@	Chicago	7-4	L	18-23-9	45
11	NOV. 3	@	New Jersey	3-3	T	4-4-3	11	51	FEB. 3		BOSTON	4-2	L	18-24-9	45
12	NOV. 5	@	Montreal	7-2	L	4-5-3	11	52	FEB. 5		DETROIT	6-2	L	18-25-9	45
13	NOV. 8	@	Quebec	8-4	W	5-5-3	13	53	FEB. 9	@	NY Rangers	4-3	L	18-26-9	45
14	NOV. 11		CHICAGO	6-5	L	5-6-3	13	54	FEB. 11	@	Hartford	7-3	L	18-27-9	45
15	NOV. 13		MONTREAL	7-3	W	6-6-3	15	55	FEB. 13	@	Detroit	2-2	T	18-27-10	46
16	NOV. 16	@	EDMONTON	2-1	W	7-6-3	17	56	FEB. 15		CALGARY	6-1	L	18-28-10	46
17	NOV. 18		TORONTO	3-0	W	8-6-3	19	57	FEB. 17		NEW JERSEY	3-2	W	18-28-10	48
18	NOV. 20		EDMONTON	7-4	W	9-6-3	21	58	FEB. 19		HARTFORD	7-6	W	20-28-10	50
19	NOV. 25	@	Detroit	6-3	L	9-7-3	21	59	FEB. 21	@	Quebec	4-3	L	20-29-10	50
20	NOV. 26	@	St. Louis	4-4	T	9-7-4	22	60	FEB. 22	@	Montreal	6-3	L	20-30-10	50
21	NOV. 29		NY RANGERS	4-3	L	9-8-4	22	61	FEB. 24	@	Buffalo	5-4	L	20-31-10	50
22	DEC. 2		VANCOUVER	6-3	W	10-8-4	24	62	FEB. 26		CALGARY	1-0	W	21-31-10	52
23	DEC. 4		CALGARY	6-3	L	10-9-4	24	63	MAR. 1		PHILADELPHIA	4-4	T	21-31-11	53
24	DEC. 6	@	Los Angeles	5-4	W	11-9-4	26	64	MAR. 3		EDMONTON	7-4	L	21-32-11	53
25	DEC. 8	@	Los Angeles	5-5	T	11-9-5	27	65	MAR. 5		NY ISLANDERS	4-3	L	21-33-11	53
26	DEC. 10	@	Edmonton	7-6	W	12-9-5	29	66	MAR. 7	@	Calgary	9-5	L	21-34-11	53
27	DEC. 11	@	Vancouver	8-6	L	12-10-5	29	67	MAR. 8	@	Vancouver	3-0	L	21-35-11	53
28	DEC. 14		BUFFALO	4-3	W	13-10-5	31	68	MAR. 10		PITTSBURGH	5-1	L	21-36-11	53
29	DEC. 17	@	Washington	6-3	L	13-11-5	31	69	MAR. 12		TORONTO	9-7	W	22-36-11	55
30	DEC. 18	@	Philadelphia	5-1	L	13-12-5	31	70	MAR. 14	@	Washington	6-3	L	22-37-11	55
31	DEC. 21		NEW JERSEY	5-5	T	13-12-6	32	71	MAR. 15	@	NY Rangers	6-3	W	23-37-11	57
32	DEC. 23		QUEBEC	5-4	L	13-13-6	32	72	MAR. 18	@	Toronto	10-2	W	24-37-11	59
33	DEC. 26	@	Minnesota	5-1	L	13-14-6	32	73	MAR. 20		BUFFALO	4-1	L	24-38-11	59
34	DEC. 28		ST. LOUIS	6-2	W	14-14-6	34	74	MAR. 23	@	Edmonton	5-4	L	24-39-11	59
35	DEC. 31	@	Calgary	4-4	T	14-14-7	35	75	MAR. 24		CALGARY	4-3	W	25-39-11	61
36	JAN. 4		VANCOUVER	4-2	W	15-14-7	37	76	MAR. 26		VANCOUVER	7-3	L	25-40-11	61
37	JAN. 6		LOS ANGELES	4-4	T	15-14-8	38	77	MAR. 28	@	Los Angeles	3-3	T	25-40-12	62
38	JAN. 8		LOS ANGELES	4-4	T	15-14-9	39	78	MAR. 29	@	Los Angeles	2-1	L	25-41-12	62
39	JAN. 10		HARTFORD	2-1	L	15-15-9	39	79	MAR. 31	@	Calgary	4-1	L	25-42-12	62
40	JAN. 11	@	Calgary	8-3	L	15-16-9	39	80	APR. 2		MINNESOTA	3-2	W	26-42-12	64

37-32-11 (85 points), 3rd Smythe Division

PLAYER	GP	G	A	PTS	PIM
Dale Hawerchuk	79	26	55	81	70
Pat Elynuik	80	32	42	74	83
Thomas Steen	53	18	48	66	35
Brent Ashton	79	22	34	56	37
Fredrik Olausson	77	9	46	55	32
Dave McLlwain	80	25	26	51	60
Paul Fenton	80	32	18	50	40
Doug Smail	79	25	24	49	63
Greg Paslawski	71	18	30	48	14
Dave Ellett	77	17	29	46	96
Teppo Numminen	79	11	32	43	20
Moe Mantha	73	2	26	28	28
Laurie Boschman	66	10	17	27	103
*Doug Evans	27	10	8	18	33
Randy Carlyle	53	3	15	18	50
Mark Kumpel	56	8	9	17	21
*Paul MacDermid	44	7	10	17	100

PLAYER	GP	G	A	PTS	PIM
Phil Sykes	48	9	6	15	26
#Randy Cunneynworth	28	5	6	11	34
Peter Taglianetti	49	3	6	9	136
Gord Donnelly	55	3	3	6	222
Shawn Cronin	61	0	4	4	243
Brent Hughes	11	1	2	3	33
Brad Berry	12	1	2	3	6
Danton Cole	2	1	1	2	0
Bryan Marchment	7	0	2	2	28
Brian McReynolds	9	0	2	2	4
Bob Essensa	36	0	2	2	0
Todd Fliche	3	0	1	1	2
#Daniel Berthiaume	24	0	1	1	6
Brad Jones	2	0	0	0	0
Tom Draper	6	0	0	0	0
Stephane Beauregard	19	0	0	0	4

GOALTENDER	GP	MIN	GAA	W-L-T	SO	GA	SA	SV%
Bob Essensa	36	2035	3.15	18-9-5	1	107	988	.892
Stephane Beauregard	19	1079	3.28	7-8-3	0	59	570	.896
#Daniel Berthiaume	24	1387	3.72	10-11-3	1	86	667	.871
Tom Draper	6	359	4.35	2-4-0	0	26	153	.830

* - Acquired during season # - Relocated during season

#	DATE	H/R	OPPONENT	SCORE	RES	RECORD	PTS	#	DATE	H/R	OPPONENT	SCORE	RES	RECORD	PTS
1	OCT. 6		NY RANGERS	4-1	L	0-1-0	0	41	JAN. 8	@	New Jersey	4-3	W	19-17-5	43
2	OCT. 8		PHILADELPHIA	5-3	W	1-1-0	2	42	JAN. 10		WASHINGTON	6-1	W	20-17-5	45
3	OCT. 10	@	Pittsburgh	5-1	L	1-2-0	2	43	JAN. 12		DETROIT	7-5	W	21-17-5	47
4	OCT. 12	@	Detroit	5-4	L	1-3-0	2	44	JAN. 14		ST. LOUIS	6-5	W	22-17-5	49
5	OCT. 14	@	Toronto	5-1	W	2-3-0	4	45	JAN. 16		QUEBEC	8-6	L	22-18-5	49
6	OCT. 18	@	Edmonton	7-2	L	2-4-0	4	46	JAN. 17	@	Edmonton	6-3	L	22-19-5	49
7	OCT. 20		CHICAGO	4-2	L	2-5-0	4	47	JAN. 19		NY ISLANDERS	6-4	L	22-20-5	49
8	OCT. 22		EDMONTON	5-4	W	3-5-0	6	48	JAN. 23	@	Washington	4-3	W	23-20-5	51
9	OCT. 25		WASHINGTON	6-4	W	4-5-0	8	49	JAN. 25	@	Philadelphia	8-6	L	23-21-5	51
10	OCT. 27		LOS ANGELES	3-1	L	4-6-0	8	50	JAN. 27	@	St. Louis	3-3	T	23-21-6	52
11	OCT. 29		LOS ANGELES	6-1	W	5-6-0	10	51	JAN. 29	@	Minnesota	4-2	L	23-22-6	52
12	NOV. 1	@	Calgary	5-3	L	5-7-0	10	52	JAN. 31		TORONTO	5-5	T	23-22-7	53
13	NOV. 3	@	Vancouver	3-2	W	6-7-0	12	53	FEB. 2		VANCOUVER	8-1	W	24-22-7	55
14	NOV. 5	@	Chicago	4-3	L	6-8-0	12	54	FEB. 4		CHICAGO	7-3	W	25-22-7	57
15	NOV. 8		VANCOUVER	3-2	W	7-8-0	14	55	FEB. 6	@	Vancouver	5-3	L	25-23-7	57
16	NOV. 10		HARTFORD	4-2	L	7-9-0	14	56	FEB. 8	@	Los Angeles	5-1	W	26-23-7	59
17	NOV. 12		CALGARY	3-2	W	8-9-0	16	57	FEB. 11	@	Edmonton	7-4	L	26-24-7	59
18	NOV. 14	@	Quebec	5-3	W	9-9-0	18	58	FEB. 14		BOSTON	3-2	W	27-24-7	61
19	NOC. 15	@	Montreal	5-1	L	9-10-0	18	59	FEB. 16		PITTSBURGH	3-3	T	27-24-8	62
20	NOV. 18	@	Philadelphia	1-0	W	10-10-0	20	60	FEB. 18		CALGARY	5-1	W	28-24-8	64
21	NOV. 20	@	NY Rangers	3-3	T	10-10-1	21	61	FEB. 20		BUFFALO	4-3	L	28-25-8	64
22	NOV. 21	@	NY Islanders	4-3	W	11-10-1	23	62	FEB. 22	@	New Jersey	4-2	W	29-25-8	66
23	NOV. 23		ST. LOUIS	5-2	L	11-11-1	23	63	FEB. 24	@	Hartford	3-1	W	30-25-8	68
24	NOV. 25		NEW JERSEY	3-1	L	11-12-1	23	64	FEB. 25	@	Buffalo	3-1	L	30-26-8	68
25	NOV. 29		NY RANGERS	5-4	W	12-12-1	25	65	FEB. 27	@	Minnesota	8-3	L	30-27-8	68
26	DEC. 1		DETROIT	3-3	T	12-12-2	26	66	MAR. 2		LOS ANGELES	9-3	W	31-27-8	70
27	DEC. 2		NY ISLANDERS	6-3	L	12-13-2	26	67	MAR. 4		LOS ANGELES	5-2	W	32-27-8	72
28	DEC. 6	@	Calgary	4-3	W	13-13-2	28	68	MAR. 7		QUEBEC	6-3	W	33-27-8	74
29	DEC. 8		MONTREAL	6-6	T	13-13-3	29	69	MAR. 9		EDMONTON	7-5	W	34-27-8	76
30	DEC. 10		CALGARY	4-1	W	14-13-3	31	70	MAR. 11		CALGARY	6-4	L	34-28-8	76
31	DEC. 13		VANCOUVER	3-3	T	14-13-4	32	71	MAR. 12	@	Calgary	5-4	L	34-29-8	76
32	DEC. 15	@	Detroit	3-3	T	14-13-5	33	72	MAR. 15	@	Boston	3-3	T	34-29-9	77
33	DEC. 19	@	Los Angeles	9-5	L	14-14-5	33	73	MAR. 17	@	Toronto	5-4	W	35-29-9	79
34	DEC. 21	@	Edmonton	3-2	L	14-15-5	33	74	MAR. 18	@	Buffalo	4-3	L	35-30-9	79
35	DEC. 26		MINNESOTA	5-3	W	15-15-5	35	75	MAR. 21		MONTREAL	3-2	W	36-30-9	81
36	DEC. 29	@	Calgary	2-1	W	16-15-5	37	76	MAR. 23		VANCOUVER	4-2	L	36-31-9	81
37	DEC. 31		EDMONTON	3-2	W	17-15-5	39	77	MAR. 25	@	Vancouver	3-3	T	36-31-10	82
38	JAN. 3	@	Hartford	4-2	W	18-15-5	41	78	MAR. 27	@	Los Angeles	4-4	T	36-31-11	83
39	JAN. 4	@	Boston	4-2	L	18-16-5	41	79	MAR. 29	@	Los Angeles	1-0	W	37-31-11	85
40	JAN. 6	@	Pittsburgh	5-3	L	18-17-5	41	80	APR. 1		EDMONTON	4-2	L	37-32-11	85



26-43-11 (63 points), 5th Smythe Division

PLAYER	GP	G	A	PTS	PIM
Phil Housley	78	23	53	76	24
Thomas Steen	58	19	48	67	49
Pat Elynuik	80	31	34	65	73
*Ed Olczyk	61	26	31	57	69
Fredrik Olausson	71	12	29	41	24
Paul MacDermid	69	15	21	36	128
Brent Ashton	61	12	24	36	58
Doug Evans	70	7	27	34	108
Teppo Numminen	80	8	25	33	28
Randy Carlyle	52	9	19	28	44
Dave McLlwain	60	14	11	25	46
Danton Cole	66	13	11	24	24
Moe Mantha	57	9	15	24	33
Phil Sykes	70	12	10	22	59
Scott Arniel	75	5	17	22	87
#Greg Paslawski	43	9	10	19	10
*Mark Osborne	37	8	8	16	59
#Dave Ellett	17	4	7	11	6
Mark Kumpel	53	7	3	10	10

PLAYER	GP	G	A	PTS	PIM
Mike Eagles	44	0	9	9	79
#Paul Fenton	17	4	4	8	18
Gord Donnelly	57	3	4	7	265
Bryan Erickson	6	0	7	7	0
Shawn Cronin	67	1	5	6	189
Sergei Kharin	7	2	3	5	2
Bryan Marchment	28	2	2	4	91
#Doug Smail	15	1	2	3	10
*Don Barber	16	1	2	3	14
Bob Essensa	55	0	3	3	6
Craig Duncanson	7	2	0	2	16
Kris Draper	3	1	0	1	5
Luciano Borsato	1	0	1	1	2
Stephane Beauregard	16	0	1	1	2
Rick Tabaracci	24	0	1	1	8
Rudy Poeschek	1	0	0	0	5
Iain Duncan	2	0	0	0	2
Simon Wheeldon	4	0	0	0	4
Guy Larose	7	0	0	0	8

GOALTENDER	GP	MIN	GAA	W-L-T	SO	GA	SA	SV%
Bob Essensa	55	2916	3.15	19-24-6	4	153	1496	.898
Rick Tabaracci	24	1093	3.90	4-9-4	1	71	570	.875
Stephane Beauregard	16	836	3.95	3-10-1	0	55	423	.870

* - Acquired during season # - Relocated during season

#	DATE	H/R	OPPONENT	SCORE	RES	RECORD	PTS
1	OCT. 4		TORONTO	7-1	W	1-0-0	2
2	OCT. 6	@	Edmonton	3-3	T	1-0-1	3
3	OCT. 8		CALGARY	4-3	L	1-1-1	3
4	OCT. 10		BOSTON	4-2	L	1-2-1	3
5	OCT. 12	@	Washington	3-1	L	1-3-1	3
6	OCT. 13	@	Philadelphia	4-3	L	1-4-1	3
7	OCT. 16	@	NY Islanders	4-1	L	1-5-1	3
8	OCT. 17	@	NY Rangers	5-3	L	1-6-1	3
9	OCT. 19		VANCOUVER	7-5	W	2-6-1	5
10	OCT. 24		EDMONTON	3-1	W	3-6-1	7
11	OCT. 26		LOS ANGELES	6-2	W	4-6-1	9
12	OCT. 28		LOS ANGELES	6-2	L	4-7-1	9
13	OCT. 31	@	Edmonton	1-0	W	5-7-1	11
14	NOV. 1	@	Calgary	2-1	L	5-8-1	11
15	NOV. 3	@	Vancouver	5-3	W	6-8-1	13
16	NOV. 6		PHILADELPHIA	4-2	L	6-9-1	13
17	NOV. 9		HARTFORD	5-4	W	7-9-1	15
18	NOV. 11	@	Chicago	3-3	T	7-9-2	16
19	NOV. 12	@	Toronto	5-2	L	7-10-2	16
20	NOV. 14		PITTSBURGH	6-4	L	7-11-2	16
21	NOV. 16		NY RANGERS	6-4	L	7-12-2	16
22	NOV. 18		ST. LOUIS	4-3	W	8-12-2	18
23	NOV. 20	@	St. Louis	4-2	L	8-13-2	18
24	NOV. 22	@	NY Islanders	3-1	L	8-14-2	18
25	NOV. 24	@	Quebec	11-4	W	9-14-2	20
26	NOV. 25	@	Montreal	4-3	L	9-15-2	20
27	NOV. 28		CALGARY	2-2	T	9-15-3	21
28	NOV. 30		MINNESOTA	4-2	L	9-16-3	21
29	DEC. 2		VANCOUVER	5-1	L	9-17-3	21
30	DEC. 3		NEW JERSEY	4-4	T	9-17-4	22
31	DEC. 5	@	Los Angeles	3-3	T	9-17-5	23
32	DEC. 8	@	Los Angeles	4-4	T	9-17-6	24
33	DEC. 11	@	St. Louis	3-3	T	9-17-7	25
34	DEC. 13	@	Chicago	5-4	L	9-18-7	25
35	DEC. 15		MONTREAL	4-2	W	10-18-7	27
36	DEC. 16		PHILADELPHIA	4-2	L	10-19-7	27
37	DEC. 18	@	Pittsburgh	9-2	L	10-20-7	27
38	DEC. 20	@	Detroit	3-1	L	10-21-7	27
39	DEC. 22		DETROIT	5-2	L	10-22-7	27
40	DEC. 26	@	Minnesota	6-4	W	11-22-7	29
41	DEC. 28		BOSTON	6-0	W	12-22-7	31
42	DEC. 31		VANCOUVER	2-1	W	13-22-7	33
43	JAN. 2		CALGARY	3-3	T	13-22-8	34
44	JAN. 4	@	Buffalo	4-1	L	13-23-8	34
45	JAN. 5	@	Hartford	4-3	L	13-24-8	34
46	JAN. 7	@	Boston	5-2	L	13-25-8	34
47	JAN. 11		CHICAGO	3-1	L	13-26-8	34
48	JAN. 13		CALGARY	4-3	W	14-26-8	36
49	JAN. 15	@	Calgary	7-5	L	14-27-8	36
50	JAN. 16	@	Vancouver	2-1	W	15-27-8	38
51	JAN. 21		MINNESOTA	2-0	W	16-27-8	40
52	JAN. 25		NY ISLANDERS	8-1	W	17-27-8	42
53	JAN. 27		EDMONTON	3-2	L	17-28-8	42
54	JAN. 29	@	Quebec	5-2	W	18-28-8	44
55	JAN. 30	@	Montreal	8-4	L	18-29-8	44
56	FEB. 2	@	Washington	4-2	W	19-29-8	46
57	FEB. 3	@	NY Rangers	4-3	W	20-29-8	48
58	FEB. 6		TORONTO	5-5	T	20-29-9	49
59	FEB. 8		PITTSBURGH	6-2	W	21-29-9	51
60	FEB. 10		BUFFALO	2-0	L	21-30-9	51
61	FEB. 12	@	Detroit	6-1	L	21-31-9	51
62	FEB. 14	@	New Jersey	3-3	T	21-31-10	52
63	FEB. 17		QUEBEC	6-0	W	22-31-10	54
64	FEB. 20		VANCOUVER	5-5	T	22-31-11	55
65	FEB. 22		LOS ANGELES	6-4	L	22-32-11	55
66	FEB. 24		LOS ANGELES	5-3	L	22-33-11	55
67	FEB. 26		HARTFORD	5-4	W	23-33-11	57
68	FEB. 28	@	Los Angeles	4-2	L	23-34-11	57
69	MAR. 2	@	Los Angeles	6-3	L	23-35-11	57
70	MAR. 5		EDMONTON	5-4	L	23-36-11	57
71	MAR. 8		WASHINGTON	2-1	L	23-37-11	57
72	MAR. 10		NEW JERSEY	4-3	W	24-37-11	59
73	MAR. 12	@	Calgary	5-3	L	24-38-11	59
74	MAR. 13		BUFFALO	6-2	L	24-39-11	59
75	MAR. 15		EDMONTON	4-3	W	25-39-11	61
76	MAR. 18	@	Calgary	4-3	L	25-40-11	61
77	MAR. 22	@	Vancouver	3-1	L	25-41-11	61
78	MAR. 23	@	Edmonton	3-0	W	26-41-11	63
79	MAR. 28	@	Vancouver	3-2	L	26-42-11	63
80	MAR. 31	@	Edmonton	6-3	L	26-43-11	63



33-32-15 (81 points), 4th Smythe Division

PLAYER	GP	G	A	PTS	PIM
Phil Housley	74	23	63	86	92
Ed Olczyk	64	32	33	65	67
Fredrik Olausson	77	20	42	62	34
Pat Elynuik	60	25	25	50	65
Troy Murray	74	17	30	47	69
*Darrin Shannon	68	13	26	39	41
Teppo Numminen	80	5	34	39	32
Thomas Steen	38	13	25	38	29
Luciano Borsato	56	15	21	36	45
#Paul MacDermid	59	10	11	21	151
Stu Barnes	46	8	9	17	26
Mike Eagles	65	7	10	17	118
#Mark Osborne	43	4	12	16	65
Doug Evans	30	7	7	14	68
Danton Cole	52	7	5	12	32
Igor Ulanov	27	2	9	11	67
Randy Carlyle	66	1	9	10	54
Aaron Broten	25	4	5	9	14
Mike Hartman	75	4	4	8	264
Keith Tkachuk	17	3	5	8	28
Russ Romaniuk	27	3	5	8	18
John Leblanc	16	6	1	7	6
Evgeny Davydov	12	4	3	7	8

PLAYER	GP	G	A	PTS	PIM
Phil Sykes	52	4	2	6	72
Bryan Erickson	10	2	4	6	0
Dean Kennedy	18	2	4	6	21
*Mike Lalor	15	2	3	5	14
*Petri Skriko	15	2	3	5	4
*Mario Marois	34	1	3	4	34
#Moe Mantha	12	0	4	4	6
Shawn Cronin	65	0	4	4	271
*Lucien DeBlois	11	1	2	3	2
#Don Barber	11	0	3	3	4
Kris Draper	10	2	0	2	2
#Dave McLlwain	3	1	1	2	2
Bob Essensa	47	0	2	2	2
#Brent Ashton	7	1	0	1	4
Rob Murray	9	0	1	1	18
Rick Tabaracci	18	0	1	1	4
Bob Joyce	1	0	0	0	0
Michael O'Neill	1	0	0	0	0
Jason Cirone	3	0	0	0	2
#Gord Donnelly	4	0	0	0	11
Rudy Poeschek	4	0	0	0	17
Kent Paynter	5	0	0	0	4
Stephane Beauregard	26	0	0	0	0

GOALTENDER	GP	MIN	GAA	W-L-T	SO	GA	SA	SV%
Bob Essensa	47	2627	2.88	21-17-6	5	126	1407	.910
Stephane Beauregard	26	1267	2.89	6-8-6	2	61	611	.900
Rick Tabaracci	18	966	3.23	6-7-3	0	52	470	.889
Michael O'Neill	1	13	4.62	0-0-0	0	1	7	.857

* - Acquired during season # - Relocated during season

#	DATE	H/R	OPPONENT	SCORE	RES	RECORD	PTS
1	OCT. 4		LOS ANGELES	6-3	L	0-1-0	0
2	OCT. 6		CALGARY	5-3	W	1-1-0	2
3	OCT. 8		VANCOUVER	3-2	L	1-2-0	2
4	OCT. 10	@	San Jose	5-4	W	2-2-0	4
5	OCT. 12	@	Los Angeles	3-3	T	2-2-1	5
6	OCT. 16		HARTFORD	3-2	L	2-3-1	5
7	OCT. 19		TORONTO	4-2	W	3-3-1	7
8	OCT. 22	@	NY Islanders	1-1	T	3-3-2	8
9	OCT. 23	@	Detroit	3-2	W	4-3-2	10
10	OCT. 25		PHILADELPHIA	2-0	W	5-3-2	12
11	OCT. 27		WASHINGTON	6-5	W	6-3-2	14
12	OCT. 29	@	Quebec	7-2	L	6-4-2	14
13	OCT. 30	@	Montreal	6-1	L	6-5-2	14
14	NOV. 1		CALGARY	7-6	L	6-6-2	14
15	NOV. 3		ST. LOUIS	3-3	T	6-6-3	15
16	NOV. 5	@	Vancouver	2-2	T	6-6-4	16
17	NOV. 8		PITTSBURGH	3-1	L	6-7-4	16
18	NOV. 11		LOS ANGELES	6-2	W	7-7-4	18
19	NOV. 14	@	St. Louis	2-1	L	7-8-4	18
20	NOV. 16	@	New Jersey	1-0	W	8-8-4	20
21	NOV. 17	@	Philadelphia	2-1	W	9-8-4	22
22	NOV. 20		NY ISLANDERS	3-1	W	10-8-4	24
23	NOV. 23	@	Edmonton	4-0	W	11-8-4	26
24	NOV. 25	@	Calgary	3-3	T	11-8-5	27
25	NOV. 27		NY RANGERS	3-2	W	12-8-5	29
26	DEC. 1		CHICAGO	3-2	W	13-8-5	31
27	DEC. 4		BUFFALO	5-4	W	14-8-5	33
28	DEC. 6		EDMONTON	4-4	T	14-8-6	34
29	DEC. 8		WASHINGTON	4-3	W	15-8-6	36
30	DEC. 10	@	San Jose	3-3	T	15-8-7	37
31	DEC. 12	@	Los Angeles	2-1	L	15-9-7	37
32	DEC. 14	@	Edmonton	7-5	L	15-10-7	37
33	DEC. 17	@	Calgary	7-4	L	15-11-7	37
34	DEC. 19	@	Vancouver	3-1	L	15-12-7	37
35	DEC. 21		CALGARY	7-2	W	16-12-7	39
36	DEC. 23	@	Toronto	3-1	L	16-13-7	39
37	DEC. 26		MINNESOTA	3-2	L	16-14-7	39
38	DEC. 27	@	Chicago	3-3	T	16-14-8	40
39	DEC. 29		BOSTON	6-3	L	16-15-8	40
40	DEC. 31		NY RANGERS	5-2	L	16-16-8	40

#	DATE	H/R	OPPONENT	SCORE	RES	RECORD	PTS
41	JAN. 2	@	Boston	3-1	W	17-16-8	42
42	JAN. 4	@	Pittsburgh	3-2	L	17-17-8	42
43	JAN. 6	@	NY Rangers	4-2	L	17-18-8	42
44	JAN. 8		EDMONTON	5-2	W	18-18-8	44
45	JAN. 10		CHICAGO	6-2	W	19-18-8	46
46	JAN. 12		SAN JOSE	4-3	L	19-19-8	46
47	JAN. 14		VANCOUVER	4-2	L	19-20-8	46
48	JAN. 21	@	Hartford	3-3	T	19-20-9	47
49	JAN. 23	@	Philadelphia	1-0	W	20-20-9	49
50	JAN. 25	@	Quebec	2-1	L	20-21-9	49
51	JAN. 26	@	Buffalo	5-2	L	20-22-9	49
52	JAN. 28	@	Pittsburgh	4-0	W	21-22-9	51
53	JAN. 31		QUEBEC	4-4	T	21-22-10	52
54	FEB. 2		SAN JOSE	6-0	W	22-22-10	54
55	FEB. 4		BOSTON	3-3	T	22-22-11	55
56	FEB. 7		CALGARY	4-1	W	23-22-11	57
57	FEB. 13	@	Minnesota	6-1	L	23-23-11	57
58	FEB. 15	@	Toronto	3-1	W	24-23-11	59
59	FEB. 17	@	NY Islanders	5-4	L	24-24-11	59
60	FEB. 19		ST. LOUIS	4-3	L	24-25-11	59
61	FEB. 21		NEW JERSEY	6-4	W	25-25-11	61
62	FEB. 23		LOS ANGELES	4-2	L	25-26-11	61
63	FEB. 26	@	Edmonton	6-1	L	25-27-11	61
64	FEB. 28	@	Vancouver	5-3	L	25-28-11	61
65	MAR. 1		EDMONTON	4-2	L	25-29-11	61
66	MAR. 3	@	Detroit	4-3	W	26-29-11	63
67	MAR. 6	@	Washington	3-3	T	26-29-12	64
68	MAR. 8	@	Minnesota	4-2	L	26-30-12	64
69	MAR. 11		SAN JOSE	3-0	W	27-30-12	66
70	MAR. 13		HARTFORD	1-0	L	27-31-12	66
71	MAR. 15		DETROIT	1-1	T	27-31-13	67
72	MAR. 17	@	Los Angeles	5-4	L	27-32-13	67
73	MAR. 20	@	Vancouver	2-2	T	27-32-14	68
74	MAR. 22		VANCOUVER	5-1	W	28-32-14	70
75	MAR. 25		MONTREAL	2-2	T	28-32-15	71
76	MAR. 27		LOS ANGELES	6-4	W	29-32-15	73
77	MAR. 29		SAN JOSE	6-5	W	30-32-15	75
78	APR. 12	@	Calgary	4-3	W	31-32-15	77
79	APR. 14	@	Edmonton	6-2	W	32-32-15	79
80	APR. 16	@	San Jose	5-3	W	33-32-15	81



40-37-7 (87 points), 4th Smythe Division

PLAYER	GP	G	A	PTS	PIM
Teemu Selanne	84	76	56	132	45
Phil Housley	80	18	79	97	52
Alexei Zhamnov	68	25	47	72	58
Thomas Steen	80	22	50	72	75
Darrin Shannon	84	20	40	60	91
Fredrik Olausson	68	16	41	57	22
Keith Tkachuk	83	28	23	51	201
Evgeny Davydov	79	28	21	49	66
Teppo Numminen	66	7	30	37	33
Luciano Borsato	67	15	20	35	38
Mike Eagles	84	8	18	26	131
Sergei Bautin	71	5	18	23	96
Stu Barnes	38	12	10	22	10
#Ed Olczyk	25	8	12	20	26
John Druce	50	6	14	20	37
*Kris King	48	8	8	16	136
Bryan Erickson	41	4	12	16	14
Igor Ulanov	56	2	14	16	124
*Tie Domi	49	3	10	13	249

PLAYER	GP	G	A	PTS	PIM
Mike Lalor	64	1	8	9	76
Dean Kennedy	78	1	7	8	105
#Troy Murray	29	3	4	7	34
Bob Essensa	67	0	5	5	2
Russ Romaniuk	28	3	1	4	22
Randy Carlyle	22	1	1	2	14
Anatoli Fedotov	1	0	2	2	0
Andy Brickley	12	0	2	2	2
Dallas Eakins	14	0	2	2	38
#Mark Osiecki	4	1	0	1	2
Rob Murray	10	1	0	1	6
Alan Kerr	7	0	1	1	2
Scott Levins	9	0	1	1	18
Bob Joyce	1	0	0	0	0
Michael O'Neill	2	0	0	0	0
*Jim Hrivnak	3	0	0	0	0
John Leblanc	3	0	0	0	2
Kris Draper	7	0	0	0	2
#Rick Tabaracci	19	0	0	0	10

GOALTENDER	GP	MIN	GAA	W-L-T	SO	GA	SA	SV%
Bob Essensa	67	3855	3.53	33-26-6	2	227	2119	.893
*Jim Hrivnak	3	180	4.33	2-1-0	0	13	96	.865
#Rick Tabaracci	19	959	4.38	5-10-0	0	70	496	.859
Michael O'Neill	2	73	4.93	0-0-1	0	6	34	.824

* - Acquired during season # - Relocated during season

#	DATE	H/R	OPPONENT	SCORE	W-L-T	RECORD	PTS
1	OCT. 6		DETROIT	4-1	W	1-0-0	2
2	OCT. 8	@	San Jose	4-3	L	1-1-0	2
3	OCT. 10	@	Los Angeles	6-3	L	1-2-0	2
4	OCT. 12	@	Vancouver	8-1	L	1-3-0	2
5	OCT. 14		EDMONTON	7-3	W	2-3-0	4
6	OCT. 16		VANCOUVER	6-2	L	2-4-0	4
7	OCT. 18	@	Philadelphia	5-4	L	2-5-0	4
8	OCT. 20	@	Detroit	5-3	L	2-6-0	4
9	OCT. 23		LOS ANGELES	4-2	W	3-6-0	6
10	OCT. 26		WASHINGTON	6-2	W	4-6-0	8
11	OCT. 28		CALGARY	7-5	L	4-7-0	8
12	OCT. 31	@	Quebec	3-2	L	4-8-0	8
13	NOV. 2	@	Montreal	2-1	L	4-9-0	8
14	NOV. 6		EDMONTON	6-1	L	4-10-0	8
15	NOV. 8	@	Vancouver	6-1	L	4-11-0	8
16	NOV. 10		LOS ANGELES	4-4	T	4-11-1	9
17	NOV. 12	@	Minnesota	7-2	W	5-11-1	11
18	NOV. 14	@	St. Louis	4-2	L	5-12-1	11
19	NOV. 17	@	Tampa Bay	6-5	W	6-12-1	13
20	NOV. 19	@	Detroit	5-3	W	7-12-1	15
21	NOV. 21		NY RANGERS	5-4	L	7-13-1	15
22	NOV. 24		NY ISLANDERS	3-3	T	7-13-2	16
23	NOV. 27		SAN JOSE	3-2	W	8-13-2	18
24	DEC. 2	@	Calgary	3-3	T	8-13-3	19
25	DEC. 5		MONTREAL	3-2	L	8-14-3	19
26	DEC. 8	@	Pittsburgh	5-2	L	8-15-3	19
27	DEC. 11	@	Washington	8-6	L	8-16-3	19
28	DEC. 12	@	NY Islanders	4-3	W	9-16-3	21
29	DEC. 15		NEW JERSEY	4-3	W	10-16-3	23
30	DEC. 17	@	Chicago	5-1	L	10-17-3	23
31	DEC. 19	@	St. Louis	1-0	W	11-17-3	25
32	DEC. 21		SAN JOSE	5-4	W	12-17-3	27
33	DEC. 23		CALGARY	4-3	L	12-18-3	27
34	DEC. 26	@	Minnesota	5-4	L	12-19-3	27
35	DEC. 27		MINNESOTA	7-4	W	13-19-3	29
36	DEC. 29		BOSTON	5-4	W	14-19-3	31
37	DEC. 31		EDMONTON	3-2	W	15-19-3	33
38	JAN. 2	@	New Jersey	2-2	T	15-19-4	34
39	JAN. 3	@	Chicago	4-1	L	15-20-4	34
40	JAN. 5	@	Calgary	4-2	W	16-20-4	36
41	JAN. 8		LOS ANGELES	6-3	W	17-20-4	38
42	JAN. 10		PITTSBURGH	3-2	W	18-20-4	40

#	DATE	H/R	OPPONENT	SCORE	W-L-T	RECORD	PTS
43	JAN. 12		SAN JOSE	4-1	W	19-20-4	42
44	JAN. 13	@	Edmonton	4-1	W	20-20-4	44
45	JAN. 16	@	Los Angeles	5-2	W	21-20-4	46
46	JAN. 18		HARTFORD	8-7	W	22-20-4	48
47	JAN. 19		CHICAGO	5-2	W	23-20-4	50
48	JAN. 22	@	Calgary	4-4	T	23-20-5	51
49	JAN. 23		EDMONTON	8-5	W	24-20-5	53
50	JAN. 27	@	NY Rangers	5-2	L	24-21-5	53
51	JAN. 28	@	Boston	6-2	L	24-22-5	53
52	JAN. 30	@	Hartford	6-3	W	25-22-5	55
53	FEB. 1	@	Ottawa	4-4	T	25-22-6	56
54	FEB. 3		ST. LOUIS	4-2	L	25-23-6	56
55	FEB. 10		BUFFALO	6-2	L	25-24-6	56
56	FEB. 12		HARTFORD	6-2	L	25-25-6	56
57	FEB. 14		SAN JOSE	3-2	L	25-26-6	56
58	FEB. 18	@	San Jose	5-3	L	25-27-6	56
59	FEB. 20	@	Vancouver	4-2	L	25-28-6	56
60	FEB. 22		OTTAWA	6-3	W	26-28-6	58
61	FEB. 23	@	Ottawa	8-2	W	27-28-6	60
62	FEB. 26		VANCOUVER	7-4	L	27-29-6	60
63	FEB. 28		MINNESOTA	7-6	W	28-29-6	62
64	MAR. 2		QUEBEC	7-4	L	28-30-6	62
65	MAR. 4	@	Edmonton	5-3	W	29-30-6	64
66	MAR. 6	@	Toronto	4-2	L	29-31-6	64
67	MAR. 7	@	Buffalo	2-1	L	29-32-6	64
68	MAR. 9	@	Tampa Bay	4-2	W	30-32-6	66
69	MAR. 12		VANCOUVER	3-2	L	30-33-6	66
70	MAR. 14		TAMPA BAY	3-1	W	31-33-6	68
71	MAR. 16	@	Los Angeles	8-4	L	31-34-6	68
72	MAR. 18	@	Vancouver	5-2	W	32-34-6	70
73	MAR. 21		CALGARY	4-2	W	33-34-6	72
74	MAR. 23		TORONTO	5-4	L	33-35-6	72
75	MAR. 26		ST. LOUIS	4-2	W	34-35-6	74
76	MAR. 28		LOS ANGELES	3-3	T	34-35-7	75
77	MAR. 30	@	Calgary	5-4	W	35-35-7	77
78	APR. 1	@	San Jose	9-5	W	36-35-7	79
79	APR. 3	@	Edmonton	6-4	W	37-35-7	81
80	APR. 6		PHILADELPHIA	4-2	L	37-36-7	81
81	APR. 8		TORONTO	5-3	W	38-36-7	83
82	APR. 11	@	Edmonton	7-5	W	39-36-7	85
83	APR. 13		TAMPA BAY	5-3	L	39-37-7	85
84	APR. 15		EDMONTON	3-0	W	40-37-7	87



24-51-9 (57 points), 6th Central Division

PLAYER	GP	G	A	PTS	PIM
Keith Tkachuk	84	41	40	81	255
Nelson Emerson	83	33	41	74	80
Alexei Zhamnov	61	26	45	71	62
Darrin Shannon	77	21	37	58	87
Teemu Selanne	51	25	29	54	22
Thomas Steen	76	19	32	51	32
#Boris Mironov	65	7	22	29	96
#Paul Ysebaert	60	9	18	27	18
Stephane Quintal	81	8	18	26	119
Teppo Numminen	57	5	18	23	28
Tie Domi	81	8	11	19	347
Luciano Borsato	75	5	13	18	28
Igor Ulanov	74	0	17	17	165
Russ Romaniuk	24	4	8	12	6
Mike Eagles	73	4	8	12	96
Kris King	83	4	8	12	205
*Wayne McBean	31	2	9	11	24
Dean Kennedy	76	2	8	10	164
#Stu Barnes	18	5	4	9	8
John LeBlanc	17	6	2	8	2
*Dallas Drake	15	3	5	8	12

PLAYER	GP	G	A	PTS	PIM
#Fredrik Olausson	18	2	5	7	10
#Sergei Bautin	59	0	7	7	78
*Randy Gilhen	40	3	3	6	34
*Dave Manson	13	1	4	5	51
Dave Tomlinson	31	1	3	4	24
Darryl Shannon	20	0	4	4	18
Arto Blomsten	18	0	2	2	6
Michal Grosek	3	1	0	1	0
Oleg Mikulchik	4	0	1	1	17
#Yan Kaminsky	1	0	0	0	0
Mark Visheau	1	0	0	0	0
Andy Brickley	2	0	0	0	0
Craig Fisher	4	0	0	0	2
Kevin McClelland	6	0	0	0	19
Rob Murray	6	0	0	0	2
Harijs Vitolins	8	0	0	0	4
Stephane Beauregard	13	0	0	0	0
*Tim Cheveldae	14	0	0	0	2
Bryan Erickson	16	0	0	0	6
Mike O'Neill	17	0	0	0	0
#Bob Essensa	56	0	0	0	6

GOALTENDER	GP	MIN	GAA	W-L-T	SO	GA	SA	SV%
#Bob Essensa	56	3136	3.85	19-30-6	1	201	1714	.883
*Tim Cheveldae	14	788	3.96	5-8-1	1	52	485	.893
Mike O'Neill	17	738	4.15	0-9-1	0	51	382	.866
Stephane Beauregard	13	418	4.88	0-4-1	0	34	211	.839

* - Acquired during season # - Relocated during season

#	DATE	H/R	OPPONENT	SCORE	RES	RECORD	PTS	#	DATE	H/R	OPPONENT	SCORE	W-L-T	RECORD	PTS
1	OCT. 6		WASHINGTON	6-4	W	1-0-0	2	43	JAN. 6	@	Boston	5-4	L	15-23-5	35
2	OCT. 9	@	Dallas	3-3	T	1-0-1	3	44	JAN. 8	@	Ottawa	3-2	W	16-23-5	37
3	OCT. 10	@	Chicago	4-3	L	1-1-1	3	45	JAN. 10	@	Montreal	4-2	L	16-24-5	37
4	OCT. 12	@	New Jersey	7-4	L	1-2-1	3	46	JAN. 12		BUFFALO	3-2	W	17-24-5	39
5	OCT. 16		CHICAGO	1-0	W	2-2-1	5	47	JAN. 15		TORONTO	5-1	L	17-25-5	39
6	OCT. 18		EDMONTON	6-3	W	3-2-1	7	48	JAN. 16		TAMPA BAY	3-2	L	17-26-5	39
7	OCT. 21	@	Detroit	6-2	L	3-3-1	7	49	JAN. 19		NEW JERSEY	4-0	L	17-27-5	39
8	OCT. 23	@	Philadelphia	9-6	W	4-3-1	9	50	JAN. 25	@	Los Angeles	4-4	T	17-27-6	40
9	OCT. 26	@	Florida	5-2	W	5-3-1	11	51	JAN. 26	@	Anaheim	3-1	L	17-28-6	40
10	OCT. 27	@	Tampa Bay	4-3	W	6-3-1	13	52	JAN. 29	@	Detroit	7-1	L	17-29-6	40
11	OCT. 29		LOS ANGELES	4-3	L	6-4-1	13	53	FEB. 2		DALLAS	7-3	L	17-30-6	40
12	OCT. 31		CALGARY	4-3	L	6-5-1	13	54	FEB. 4		HARTFORD	2-2	T	17-30-7	41
13	NOV. 3		ST. LOUIS	3-0	L	6-6-1	13	55	FEB. 6	@	Edmonton	5-2	L	17-31-7	41
14	NOV. 5		OTTAWA	7-6	L	6-7-1	13	56	FEB. 8	@	ST. LOUIS	6-5	L	17-32-7	41
15	NOV. 7	@	Dallas	1-1	T	6-7-2	14	57	FEB. 9	@	Dallas	4-2	L	17-33-7	41
16	NOV. 9	@	NY Islanders	5-2	W	7-7-2	16	58	FEB. 11		TORONTO	3-1	L	17-34-7	41
17	NOV. 10	@	NY Rangers	2-1	L	7-8-2	16	59	FEB. 15	@	Pittsburgh	5-3	L	17-35-7	41
18	NOV. 13		DALLAS	3-2	L	7-9-2	16	60	FEB. 18		CHICAGO	7-2	L	17-36-7	41
19	NOV. 15	@	Calgary	7-2	L	7-10-2	16	61	FEB. 20		CALGARY	5-2	L	17-37-7	41
20	NOV. 17		DETROIT	2-1	W	8-10-2	18	62	FEB. 22		FLORIDA	3-2	L	17-38-7	41
21	NOV. 19	@	Buffalo	6-0	L	8-11-2	18	63	FEB. 24	@	Chicago	6-3	L	17-39-7	41
22	NOV. 20	@	Quebec	5-5	T	8-11-3	19	64	FEB. 25		BOSTON	7-6	L	17-40-7	41
23	NOV. 24		ANAHEIM	2-1	L	8-12-3	19	65	FEB. 28		SAN JOSE	3-3	T	17-40-8	42
24	NOV. 26		VANCOUVER	5-3	L	8-13-3	19	66	MAR. 2		DALLAS	4-2	W	18-40-8	44
25	NOV. 28	@	ST. LOUIS	4-3	W	9-13-3	21	67	MAR. 4	@	Ottawa	6-1	W	19-40-8	46
26	NOV. 30	@	Los Angeles	8-6	W	10-13-3	23	68	MAR. 6		PITTSBURGH	5-3	L	19-41-8	46
27	DEC. 1	@	Anaheim	5-2	L	10-14-3	23	69	MAR. 7		NY ISLANDERS	7-2	L	19-42-8	46
28	DEC. 3	@	San Jose	3-3	T	10-14-4	24	70	MAR. 11		VANCOUVER	8-4	L	19-43-8	46
29	DEC. 5		DETROIT	6-4	W	11-14-4	26	71	MAR. 12	@	Toronto	3-1	L	19-44-8	46
30	DEC. 6	@	Detroit	6-2	L	11-15-4	26	72	MAR. 16		ST. LOUIS	4-0	W	20-44-8	48
31	DEC. 8	@	Toronto	5-4	W	12-15-4	28	73	MAR. 19		DETROIT	4-2	W	21-44-8	50
32	DEC. 10		FLORIDA	5-2	L	12-16-4	28	74	MAR. 23		MONTREAL	3-1	W	22-44-8	52
33	DEC. 12		TORONTO	3-3	T	12-16-5	29	75	MAR. 25		SAN JOSE	8-3	L	22-45-8	52
34	DEC. 17	@	Vancouver	6-1	L	12-17-5	29	76	MAR. 27		NY RANGERS	3-1	W	23-45-8	54
35	DEC. 18	@	Calgary	5-4	L	12-18-5	29	77	MAR. 29	@	San Jose	9-4	L	23-46-8	54
36	DEC. 20		ANAHEIM	7-5	L	12-19-5	29	78	APR. 1	@	Vancouver	5-1	L	23-47-8	54
37	DEC. 23		QUEBEC	5-2	W	13-19-5	31	79	APR. 4		PHILADELPHIA	2-2	T	23-47-9	55
38	DEC. 27	@	Edmonton	6-0	L	13-20-5	31	80	APR. 6		EDMONTON	4-3	L	23-48-9	55
39	DEC. 29		CHICAGO	3-2	W	14-20-5	33	81	APR. 9		LOS ANGELES	4-3	W	24-48-9	57
40	DEC. 31		ST. LOUIS	2-1	W	15-20-5	35	82	APR. 10	@	Toronto	7-0	L	24-49-9	57
41	JAN. 2	@	Chicago	5-1	L	15-21-5	35	83	APR. 12	@	Washington	4-3	L	24-50-9	57
42	JAN. 5	@	Hartford	4-0	L	15-22-5	35	84	APR. 14	@	St. Louis	3-1	L	24-51-9	57



16-25-7 (39 points), 6th Central Division

PLAYER	GP	G	A	PTS	PIM
Alexei Zhamnov	48	30	35	65	20
Keith Tkachuk	48	22	29	51	152
Teemu Selanne	45	22	26	48	2
Nelson Emerson	48	14	23	37	26
Igor Korolev	45	8	22	30	10
Dallas Drake	43	8	18	26	30
Stephane Quintal	43	6	17	23	78
Teppo Numminen	42	5	16	21	16
Dave Manson	44	3	15	18	139
Thomas Steen	31	5	10	15	14
Darryl Shannon	40	5	9	14	48
Randy Gilhen	44	5	6	11	52
*Eddie Olczyk	13	2	8	10	8
*Mike Eastwood	13	3	6	9	4
Darrin Shannon	19	5	3	8	14
#Tie Domi	31	4	4	8	128
Kris King	48	4	2	6	85

PLAYER	GP	G	A	PTS	PIM
Neil Wilkinson	40	1	4	5	75
Michal Grosek	24	2	2	4	21
#Igor Ulanov	19	1	3	4	27
#Mike Eagles	27	2	1	3	40
Greg Brown	9	0	3	3	17
Rob Murray	10	0	2	2	2
Oleg Mikulchik	25	0	2	2	12
Craig Martin	20	0	1	1	19
Nikolai Khabibulin	26	0	1	1	4
Tim Cheveldae	30	0	1	1	2
Tavis Hansen	1	0	0	0	0
#Arto Blomsten	1	0	0	0	2
John LeBlanc	2	0	0	0	0
Luciano Borsato	4	0	0	0	0
Russ Romaniuk	6	0	0	0	0
Brent Thompson	29	0	0	0	78

GOALTENDER	GP	MIN	GAA	W-L-T	SO	GA	SA	SV%
Tim Cheveldae	30	1571	3.70	8-16-3	0	97	818	.881
Nikolai Khabibulin	26	1339	3.41	8-9-4	0	76	723	.895

* - Acquired during season # - Relocated during season

#	DATE	H/R	OPPONENT	SCORE	RES	RECORD	PTS
1	JAN. 20		CALGARY	3-3	T	0-0-1	1
2	JAN. 21		ANAHEIM	4-3	L	0-1-1	1
3	JAN. 23		CHICAGO	5-3	W	1-1-1	3
4	JAN. 25	@	San Jose	4-0	L	1-2-1	3
5	JAN. 27	@	Anaheim	3-2	L	1-3-1	3
6	JAN. 28	@	Los Angeles	4-2	L	1-4-1	3
7	FEB. 2		ST. LOUIS	5-4	L	1-5-1	3
8	FEB. 4		SAN JOSE	3-3	T	1-5-2	4
9	FEB. 6	@	Calgary	5-4	W	2-5-2	6
10	FEB. 8	@	Edmonton	3-3	T	2-5-3	7
11	FEB. 9	@	Vancouver	5-1	L	2-6-3	7
12	FEB. 11	@	St. Louis	3-2	W	3-6-3	9
13	FEB. 13	@	Dallas	7-4	W	4-6-3	11
14	FEB. 15		DETROIT	5-1	L	4-7-3	11
15	FEB. 17		ST. LOUIS	4-3	L	4-8-3	11
16	FEB. 22	@	Vancouver	4-1	W	5-8-3	13
17	FEB. 24		ANAHEIM	4-2	W	6-8-3	15
18	FEB. 25	@	Toronto	5-2	L	6-9-3	15
19	FEB. 28		DALLAS	4-0	L	6-10-3	15
20	MAR. 2	@	Detroit	6-1	L	6-11-3	15
21	MAR. 4		SAN JOSE	4-2	W	7-11-3	17
22	MAR. 5		CALGARY	3-2	W	8-11-3	19
23	MAR. 10		DALLAS	4-3	W	9-11-3	21
24	MAR. 11		LOS ANGELES	4-2	L	9-12-3	21

#	DATE	H/R	OPPONENT	SCORE	RES	RECORD	PTS
25	MAR. 14		VANCOUVER	3-3	T	9-12-4	22
26	MAR. 17	@	Calgary	8-4	L	9-13-4	22
27	MAR. 19		CHICAGO	3-2	L	9-14-4	22
28	MAR. 22	@	Detroit	6-3	L	9-15-4	22
29	MAR. 24	@	Toronto	3-2	L	9-16-4	22
30	MAR. 25		TORONTO	3-3	T	9-16-5	23
31	MAR. 28	@	San Jose	6-5	L	9-17-5	23
32	MAR. 30	@	Anaheim	3-1	L	9-18-5	23
33	APR. 1	@	Los Angeles	7-7	T	9-18-6	24
34	APR. 5		CHICAGO	4-1	W	10-18-6	26
35	APR. 7		VANCOUVER	7-4	W	11-18-6	28
36	APR. 8	@	Toronto	4-3	L	11-19-6	28
37	APR. 11	@	St. Louis	7-5	L	11-20-6	28
38	APR. 13		ST. LOUIS	5-2	W	12-20-6	30
39	APR. 15		TORONTO	5-1	W	13-20-6	32
40	APR. 17		EDMONTON	6-5	L	13-21-7	32
41	APR. 19	@	Detroit	5-5	T	13-21-7	33
42	APR. 21	@	Chicago	2-1	W	14-21-7	35
43	APR. 23	@	Dallas	5-2	L	14-22-7	35
44	APR. 25		EDMONTON	5-3	L	14-23-7	35
45	APR. 27		DETROIT	4-3	W	15-23-7	37
46	APR. 29	@	Edmonton	5-1	W	16-23-7	39
47	MAY 1	@	Chicago	3-2	L	16-24-7	39
48	MAY 2		LOS ANGELES	2-1	L	16-25-7	39



36-40-6 (78 points), 5th Central Division

PLAYER	GP	G	A	PTS	PIM
Keith Tkachuk	76	50	48	98	156
#Teemu Selanne	51	24	48	72	18
Alexei Zhamnov	58	22	37	59	65
Teppo Numminen	74	11	43	54	22
Igor Korolev	73	22	29	51	42
Eddie Olczyk	51	27	22	49	65
Dallas Drake	69	19	20	39	36
#Darren Turcotte	59	16	16	32	26
Dave Manson	82	7	23	30	205
*Norm Maciver	39	5	25	30	26
Mike Eastwood	80	14	14	28	20
Mike Stapleton	58	10	14	24	37
Darrin Shannon	63	5	18	23	28
Kris King	81	9	11	20	151
*Craig Janney	13	7	13	20	0
Deron Quint	51	5	13	18	22
Shane Doan	74	7	10	17	101
#Darryl Shannon	48	2	7	9	72
*Oleg Tverdovsky	31	0	8	8	6
Jim McKenzie	73	4	2	6	202
Jeff Finley	65	1	5	6	81

PLAYER	GP	G	A	PTS	PIM
Randy Gilhen	22	2	3	5	12
*Chad Kilger	29	2	3	5	12
#Neil Wilkinson	21	1	4	5	33
*Craig Muni	25	1	3	4	37
Iain Fraser	12	1	1	2	4
Jason Doig	15	1	1	2	28
Craig Mills	4	0	2	2	0
Brent Thompson	10	0	1	1	21
#Stewart Malgunas	29	0	1	1	32
*Tom Draper	1	0	0	0	0
Rob Murray	1	0	0	0	2
Scott Langkow	1	0	0	0	0
#Michal Grosek	1	0	0	0	0
*Dallas Eakins	2	0	0	0	0
*Ravil Gusmanov	4	0	0	0	0
*Dominic Roussel	7	0	0	0	2
*Denis Chasse	15	0	0	0	12
Ed Ronan	17	0	0	0	16
#Tim Cheveldae	30	0	0	0	0
Nikolai Khabibulin	53	0	0	0	12

GOALTENDER	GP	MIN	GAA	W-L-T	SO	GA	SA	SV%
Scott Langkow	1	6	0.00	0-0-0	0	0	2	1.000
Nikolai Khabibulin	53	2914	3.13	26-20-3	2	152	1656	.908
*Dominic Roussel	7	285	3.37	2-2-0	0	16	134	.881
#Tim Cheveldae	30	1695	3.93	8-18-3	0	111	948	.883
Tom Draper	1	34	5.29	0-0-0	0	3	14	.786

* - Acquired during season # - Relocated during season

#	DATE	H/R OPPONENT	SCORE	RES	RECORD	PTS
1	OCT. 7	DALLAS	7-5	W	1-0-0	2
2	OCT. 9	ANAHEIM	4-3	W	2-0-0	4
3	OCT. 11	@ NY Rangers	6-4	L	2-1-0	4
4	OCT. 12	@ New Jersey	4-1	L	2-2-0	4
5	OCT. 15	DETROIT	5-5	T	2-2-1	5
6	OCT. 17	TAMPA BAY	5-2	W	3-2-1	7
7	OCT. 19	SAN JOSE	3-3	T	3-2-2	8
8	OCT. 22	@ Anaheim	6-2	L	3-3-2	8
9	OCT. 25	@ San Jose	6-1	W	4-3-2	10
10	OCT. 27	@ Edmonton	7-5	L	4-4-2	10
11	OCT. 28	@ Vancouver	4-1	W	5-4-2	12
12	OCT. 30	DETROIT	3-2	W	6-4-2	14
13	NOV. 1	TORONTO	4-2	L	6-5-2	14
14	NOV. 3	COLORADO	5-2	L	6-6-2	14
15	NOV. 5	@ Buffalo	4-3	W	7-6-2	16
16	NOV. 10	@ St. Louis	3-2	L	7-7-2	16
17	NOV. 14	CHICAGO	6-5	W	8-7-2	18
18	NOV. 17	NY RANGERS	6-3	W	9-7-2	20
19	NOV. 18	@ Toronto	2-1	L	9-8-2	20
20	NOV. 21	@ Boston	5-4	L	9-9-2	20
21	NOV. 22	@ Ottawa	3-1	W	10-9-2	22
22	NOV. 26	EDMONTON	4-0	W	11-9-2	24
23	NOV. 28	TORONTO	4-3	W	12-9-2	26
24	NOV. 30	ST. LOUIS	4-1	L	12-10-2	26
25	DEC. 2	CHICAGO	2-2	T	12-10-3	27
26	DEC. 3	CALGARY	5-2	W	13-10-3	29
27	DEC. 6	@ Los Angeles	6-3	L	13-11-3	29
28	DEC. 7	@ San Jose	5-3	L	13-12-3	29
29	DEC. 10	WASHINGTON	6-1	L	13-13-3	29
30	DEC. 12	MONTREAL	6-5	L	13-14-3	29
31	DEC. 15	EDMONTON	9-4	W	14-14-3	31
32	DEC. 17	@ Chicago	3-1	L	14-15-3	31
33	DEC. 19	@ Tampa Bay	6-3	L	14-16-3	31
34	DEC. 21	@ Florida	6-1	L	14-17-3	31
35	DEC. 23	ST. LOUIS	2-1	W	15-17-3	33
36	DEC. 28	@ Chicago	4-3	L	15-18-3	33
37	DEC. 29	NEW JERSEY	5-3	W	16-18-3	35
38	DEC. 31	BOSTON	5-3	L	16-19-3	35
39	JAN. 3	@ Los Angeles	5-4	W	17-19-3	37
40	JAN. 5	@ Dallas	5-4	L	17-20-3	37
41	JAN. 8	@ Detroit	6-4	W	18-20-3	39

#	DATE	H/R OPPONENT	SCORE	RES	RECORD	PTS
42	JAN. 10	BUFFALO	4-1	W	19-20-3	41
43	JAN. 12	HARTFORD	3-2	L	19-21-3	41
44	JAN. 14	ANAHEIM	6-4	L	19-22-3	41
45	JAN. 16	@ Washington	1-1	T	19-22-4	42
46	JAN. 17	@ Toronto	4-2	W	20-22-4	44
47	JAN. 24	ST. LOUIS	6-5	L	20-23-4	44
48	JAN. 27	@ Montreal	4-1	L	20-24-4	44
49	JAN. 29	@ Dallas	2-1	W	21-24-4	46
50	FEB. 1	@ Colorado	6-4	L	21-25-4	46
51	FEB. 4	VANCOUVER	4-2	L	21-26-4	46
52	FEB. 8	OTTAWA	6-2	W	22-26-4	48
53	FEB. 10	@ Calgary	3-2	W	23-26-4	50
54	FEB. 13	@ Vancouver	5-4	L	23-27-4	50
55	FEB. 16	PITTSBURGH	1-0	L	23-28-4	50
56	FEB. 18	@ St. Louis	3-0	L	23-29-4	50
57	FEB. 21	VANCOUVER	5-3	L	23-30-4	50
58	FEB. 23	CHICAGO	1-0	W	24-30-4	52
59	FEB. 26	LOS ANGELES	4-3	W	25-30-4	54
60	FEB. 28	TORONTO	4-3	W	26-30-4	56
61	MAR. 1	@ Hartford	5-2	W	27-30-4	58
62	MAR. 3	@ NY Islanders	7-5	W	28-30-4	60
63	MAR. 5	@ Pittsburgh	9-4	L	28-31-4	60
64	MAR. 7	FLORIDA	5-3	W	29-31-4	62
65	MAR. 9	NY ISLANDERS	4-2	L	29-32-4	62
66	MAR. 10	DETROIT	5-2	L	29-33-4	62
67	MAR. 12	@ Detroit	5-2	L	29-34-4	62
68	MAR. 13	@ Toronto	3-3	T	29-34-5	63
69	MAR. 16	@ Philadelphia	3-0	L	29-35-5	63
70	MAR. 20	SAN JOSE	7-1	L	29-36-5	63
71	MAR. 22	PHILADELPHIA	4-1	W	30-36-5	65
72	MAR. 24	COLORADO	5-2	L	30-37-5	65
73	MAR. 26	@ Dallas	8-2	W	31-37-5	67
74	MAR. 27	@ Colorado	3-1	W	32-37-5	69
75	MAR. 29	@ Edmonton	3-2	L	32-38-5	69
76	MAR. 31	@ Calgary	4-1	W	33-38-5	71
77	APR. 3	DALLAS	3-1	W	34-38-5	73
78	APR. 6	CALGARY	4-3	W	35-38-5	75
79	APR. 8	@ St. Louis	2-2	T	35-38-6	76
80	APR. 10	@ Detroit	5-2	L	35-39-6	76
81	APR. 12	LOS ANGELES	5-3	W	36-39-6	78
82	APR. 14	@ Anaheim	5-2	L	36-40-6	78



38-37-7 (83 points), 3rd Central Division

PLAYER	GP	G	A	PTS	PIM
Keith Tkachuk	81	52	34	86	228
Jeremy Roenick	72	29	40	69	115
Mike Gartner	82	32	31	63	38
Oleg Tverdovsky	82	10	45	55	30
Craig Janney	77	15	38	53	26
Cliff Ronning	69	19	32	51	26
Dallas Drake	63	17	19	36	52
Teppo Numminen	82	2	25	27	28
Darrin Shannon	82	11	13	24	41
Bob Corkum	80	9	11	20	40
#Dave Manson	66	3	17	20	164
Mike Stapleton	55	4	11	15	36
Deron Quint	27	3	11	14	4
Kris King	81	3	11	14	185
Norm Maciver	32	4	9	13	24
Shane Doan	63	4	8	12	49
Igor Korolev	41	3	7	10	28
Jim Johnson	55	3	7	10	74
Jeff Finley	65	3	7	10	40

GOALTENDER	GP	MIN	GAA	W-L-T	SO	GA	SA	SV%
Nikolai Khabibulin	72	4091	2.83	30-33-6	7	193	2094	.908
Darcy Wakaluk	16	782	2.99	8-3-1	1	39	386	.899
*Pat Jablonski	2	59	2.03	0-1-0	0	2	24	.917
Parris Duffus	1	29	2.07	0-0-0	0	1	8	.875

* - Acquired during season # - Relocated during season

PLAYER	GP	G	A	PTS	PIM
Jim McKenzie	65	5	3	8	200
Chad Kilger	24	4	3	7	13
*Jayson More	23	1	6	7	37
Brad McCrimmon	37	1	5	6	18
#Mike Eastwood	33	1	3	4	4
*Gerald Diduck	11	1	2	3	23
Nikolai Khabibulin	72	0	3	3	16
Jocelyn Lemieux	2	1	0	1	0
Darcy Wakaluk	16	0	1	1	4
Parris Duffus	1	0	0	0	0
Jason Simon	1	0	0	0	0
Brent Thompson	1	0	0	0	7
Tavis Hansen	1	0	0	0	0
*Pat Jablonski	2	0	0	0	0
Kevin Dahl	2	0	0	0	0
Juha Ylonen	2	0	0	0	0
#Dallas Eakins	4	0	0	0	10
Mike Hudson	7	0	0	0	2
*Murray Baron	8	0	0	0	4

#	DATE	H/R	OPPONENT	SCORE	RES	RECORD	PTS
1	OCT. 5	@	Hartford	1-0	L	0-1-0	0
2	OCT. 7	@	Boston	5-2	W	1-1-0	2
3	OCT. 10		SAN JOSE	4-1	W	2-1-0	4
4	OCT. 12		ANAHEIM	4-2	W	3-1-0	6
5	OCT. 14		EDMONTON	6-3	L	3-2-0	6
6	OCT. 18		PHILADELPHIA	3-1	L	3-3-0	6
7	OCT. 20		FLORIDA	1-1	T	3-3-1	7
8	OCT. 22		ST. LOUIS	2-1	L	3-4-1	7
9	OCT. 26	@	Toronto	5-2	L	3-5-1	7
10	OCT. 28	@	Montreal	5-4	W	4-5-1	9
11	OCT. 30	@	Edmonton	4-1	L	4-6-1	9
12	NOV. 1	@	Calgary	3-2	W	5-6-1	11
13	NOV. 3		MONTREAL	4-4	T	5-6-2	12
14	NOV. 6		DALLAS	3-2	L	5-7-2	12
15	NOV. 8		COLORADO	4-1	L	5-8-2	12
16	NOV. 14		HARTFORD	2-1	L	5-9-2	12
17	NOV. 16		TORONTO	3-2	W	6-9-2	14
18	NOV. 18		DETROIT	2-2	T	6-9-3	15
19	NOV. 20	@	Colorado	6-0	L	6-10-3	15
20	NOV. 21	@	St. Louis	4-3	L	6-11-3	15
21	NOV. 23		NY ISLANDERS	3-3	T	6-11-4	16
22	NOV. 26		NY RANGERS	3-1	L	6-12-4	16
23	NOV. 28		NEW JERSEY	4-3	W	7-12-4	18
24	NOV. 30		CALGARY	3-1	W	8-12-4	20
25	DEC. 3		LOS ANGELES	4-1	L	8-13-4	20
26	DEC. 5	@	St. Louis	3-0	W	9-13-4	22
27	DEC. 7	@	New Jersey	4-3	W	10-13-4	24
28	DEC. 9	@	NY Rangers	5-2	L	10-14-4	24
29	DEC. 10	@	NY Islanders	8-2	L	10-15-4	24
30	DEC. 13	@	Ottawa	4-2	W	11-15-4	26
31	DEC. 14	@	Toronto	5-3	W	12-15-4	28
32	DEC. 17		WASHINGTON	4-3	W	13-15-4	30
33	DEC. 20		TORONTO	5-2	W	14-15-4	32
34	DEC. 22		CALGARY	7-2	L	14-16-4	32
35	DEC. 23	@	Anaheim	2-1	W	15-16-4	34
36	DEC. 26	@	Los Angeles	5-2	L	15-17-4	34
37	DEC. 27		VANCOUVER	7-4	W	16-17-4	36
38	DEC. 30	@	Detroit	5-3	W	17-17-4	38
39	JAN. 2	@	Chicago	4-2	W	18-17-4	40
40	JAN. 3	@	Washington	3-0	L	18-18-4	40
41	JAN. 5	@	Buffalo	5-1	L	18-19-4	40

#	DATE	H/R	OPPONENT	SCORE	RES	RECORD	PTS
42	JAN. 9		DETROIT	5-4	L	18-20-4	40
43	JAN. 10	@	Dallas	4-3	W	19-20-4	42
44	JAN. 12		BUFFALO	3-2	L	19-21-4	42
45	JAN. 13	@	San Jose	5-4	L	19-22-4	42
46	JAN. 15		ST. LOUIS	4-1	L	19-23-4	42
47	JAN. 23		ANAHEIM	6-3	W	20-23-4	44
48	JAN. 25		VANCOUVER	4-0	W	21-23-4	46
49	JAN. 28	@	Philadelphia	4-1	L	21-24-4	46
50	JAN. 29	@	Detroit	3-0	W	22-24-4	48
51	FEB. 1	@	Pittsburgh	4-1	L	22-25-4	48
52	FEB. 4		TAMPA BAY	2-0	L	22-26-4	48
53	FEB. 6		CHICAGO	3-2	W	23-26-4	50
54	FEB. 8		DALLAS	5-4	L	23-27-4	50
55	FEB. 10	@	St. Louis	4-2	W	24-27-4	52
56	FEB. 12	@	Dallas	5-0	W	25-27-4	54
57	FEB. 13		COLORADO	3-2	L	25-28-4	54
58	FEB. 15		BOSTON	5-4	W	26-28-4	56
59	FEB. 18		LOS ANGELES	6-1	W	27-28-4	58
60	FEB. 22	@	Anaheim	4-2	L	27-29-4	58
61	FEB. 24		DETROIT	5-3	L	27-30-4	58
62	FEB. 26	@	Calgary	5-2	W	28-30-4	60
63	FEB. 27	@	Vancouver	6-2	L	28-31-4	60
64	MAR. 2		CHICAGO	4-0	L	28-32-4	60
65	MAR. 5	@	Florida	3-0	W	29-32-4	62
66	MAR. 6	@	Tampa Bay	5-0	W	30-32-4	64
67	MAR. 8	@	Chicago	2-0	W	31-32-4	66
68	MAR. 10		OTTAWA	4-1	L	31-33-4	66
69	MAR. 12		PITTSBURGH	5-5	T	31-33-5	67
70	MAR. 14	@	San Jose	4-1	W	32-33-5	69
71	MAR. 17		ST. LOUIS	3-2	W	33-33-5	71
72	MAR. 19	@	Dallas	7-2	L	33-34-5	71
73	MAR. 20	@	Chicago	4-2	W	34-34-5	73
74	MAR. 22	@	Toronto	3-0	W	35-34-5	75
75	MAR. 27		TORONTO	1-1	T	35-34-6	76
76	MAR. 29		EDMONTON	3-1	L	35-35-6	76
77	APR. 1		SAN JOSE	7-1	W	36-35-6	78
78	APR. 3	@	Los Angeles	5-4	W	37-35-6	80
79	APR. 6	@	Colorado	2-1	L	37-36-6	80
80	APR. 7		DALLAS	2-2	T	37-36-7	81
81	APR. 9	@	Vancouver	6-4	L	37-37-7	81
82	APR. 11	@	Edmonton	6-2	W	38-37-7	83



35-35-12 (82 points), 4th Central Division

PLAYER	GP	G	A	PTS	PIM
Keith Tkachuk	69	40	26	66	147
Jeremy Roenick	79	24	32	56	103
Cliff Ronning	80	11	44	55	36
Craig Janney	68	10	43	53	12
Teppo Numminen	82	11	40	51	30
Rick Tocchet	68	26	19	45	157
Dallas Drake	60	11	29	40	71
Mike Gartner	60	12	15	27	24
Bob Corkum	76	12	9	21	28
Oleg Tverdovsky	46	7	12	19	12
Gerald Diduck	78	8	10	18	118
Brad Isbister	66	9	8	17	102
John Slaney	55	3	14	17	24
Darrin Shannon	58	2	12	14	26
Juha Ylonen	55	1	11	12	10
Shane Doan	33	5	6	11	35
Deron Quint	32	4	7	11	16
#Jayson More	41	5	5	10	53
Mike Stapleton	64	5	5	10	36

PLAYER	GP	G	A	PTS	PIM
Norm Maciver	41	2	6	8	38
Jim McKenzie	64	3	4	7	146
*Keith Carney	20	1	6	7	18
Michel Petit	32	4	2	6	77
Jocelyn Lemieux	30	3	3	6	27
Murray Baron	45	1	5	6	106
Jim Johnson	16	2	1	3	18
*Mark Janssens	7	1	2	3	4
Nikolai Khabibulin	70	0	2	2	22
Daniel Briere	5	1	0	1	2
Jason Doig	4	0	1	1	12
Sean Gagnon	5	0	1	1	14
#Chad Kilger	10	0	1	1	4
Jeff Christian	1	0	0	0	0
Brad Tiley	1	0	0	0	0
Scott Levins	2	0	0	0	5
Scott Langkow	3	0	0	0	0
Jimmy Waite	17	0	0	0	2
*Jim Cummins	20	0	0	0	47

GOALTENDER	GP	MIN	GAA	W-L-T	SO	GA	SA	SV%
Jimmy Waite	17	793	2.12	5-6-1	1	28	322	.913
Nikolai Khabibulin	70	4026	2.74	30-28-10	4	184	1835	.900
Scott Langkow	3	137	4.38	0-1-1	0	10	60	.833

* - Acquired during season # - Relocated during season

#	DATE	H/R	OPPONENT	SCORE	RES	RECORD	PTS	#	DATE	H/R	OPPONENT	SCORE	RES	RECORD	PTS
1	OCT. 1		CHICAGO	6-2	W	1-0-0	2	42	JAN. 3		NY ISLANDERS	2-1	W	19-16-7	45
2	OCT. 3	@	St. Louis	7-2	L	1-1-0	2	43	JAN. 6	@	Detroit	2-0	L	19-17-7	45
3	OCT. 5	@	Philadelphia	2-1	W	2-1-0	4	44	JAN. 8	@	Boston	5-2	L	19-18-7	45
4	OCT. 8		BOSTON	3-2	L	2-2-0	4	45	JAN. 9	@	Chicago	4-2	W	20-18-7	47
5	OCT. 11	@	Colorado	3-3	T	2-2-1	5	46	JAN. 11		OTTAWA	4-4	T	20-18-8	48
6	OCT. 13		CHICAGO	2-1	W	3-2-1	7	47	JAN. 14		FLORIDA	3-2	W	21-18-8	50
7	OCT. 19		SAN JOSE	5-3	W	4-2-1	9	48	JAN. 20	@	Edmonton	6-2	L	21-19-8	50
8	OCT. 21		ANAHEIM	4-3	L	4-3-1	9	49	JAN. 21	@	Vancouver	6-1	W	22-19-8	52
9	OCT. 23		WASHINGTON	3-3	T	4-3-2	10	50	JAN. 24		EDMONTON	5-2	L	22-20-8	52
10	OCT. 26		BUFFALO	6-1	W	5-3-2	12	51	JAN. 26		VANCOUVER	4-2	W	23-20-8	54
11	OCT. 29	@	Edmonton	3-2	L	5-4-2	12	52	JAN. 28	@	Detroit	4-4	T	23-20-9	55
12	OCT. 30	@	Calgary	4-2	L	5-5-2	12	53	JAN. 30	@	Buffalo	3-3	T	23-20-10	56
13	NOV. 2		CALGARY	3-1	W	6-5-2	14	54	JAN. 31	@	Toronto	5-2	W	24-20-10	58
14	NOV. 5	@	Montreal	4-2	L	6-6-2	14	55	FEB. 3		CHICAGO	4-2	L	24-21-10	58
15	NOV. 6	@	Ottawa	4-1	L	6-7-2	14	56	FEB. 5		PHILADELPHIA	6-2	L	24-22-10	58
16	NOV. 8	@	Toronto	3-0	W	7-7-2	16	57	FEB. 7		NY RANGERS	1-1	T	24-22-11	59
17	NOV. 11		TAMPA BAY	5-2	W	8-7-2	18	58	FEB. 25		COLORADO	4-2	L	24-23-11	59
18	NOV. 13		MONTREAL	5-2	L	8-8-2	18	59	FEB. 26	@	Colorado	3-0	L	24-24-11	59
19	NOV. 15	@	San Jose	3-2	W	9-8-2	20	60	FEB. 28	@	Dallas	4-0	L	24-25-11	59
20	NOV. 17		EDMONTON	6-3	W	10-8-2	22	61	MAR. 2		DETROIT	3-1	L	24-26-11	59
21	NOV. 20	@	Vancouver	4-2	L	10-9-2	22	62	MAR. 6		CAROLINA	5-4	L	24-27-11	59
22	NOV. 22		TORONTO	2-0	W	11-9-2	24	63	MAR. 8	@	Dallas	1-1	T	24-27-12	60
23	NOV. 25		ST. LOUIS	3-2	W	12-9-2	26	64	MAR. 10		LOS ANGELES	4-3	L	24-28-12	60
24	NOV. 27		DALLAS	4-1	L	12-10-2	26	65	MAR. 12		DALLAS	5-4	W	25-28-12	62
25	NOV. 29	@	Dallas	5-2	L	12-11-2	26	66	MAR. 14	@	St. Louis	2-0	W	26-28-12	64
26	DEC. 1	@	Florida	3-2	W	13-11-2	28	67	MAR. 16	@	Washington	2-1	L	26-29-12	64
27	DEC. 3	@	Tampa Bay	2-1	L	13-12-2	28	68	MAR. 19		COLORADO	4-3	L	26-30-12	64
28	DEC. 5	@	Carolina	2-2	T	13-12-3	29	69	MAR. 21	@	Los Angeles	3-2	L	26-31-12	64
29	DEC. 6	@	NY Islanders	4-0	L	13-13-3	29	70	MAR. 22		SAN JOSE	3-1	W	27-31-12	66
30	DEC. 8	@	NY Rangers	3-1	L	13-14-3	29	71	MAR. 24		TORONTO	4-2	W	28-31-12	68
31	DEC. 10	@	Chicago	3-3	T	13-14-4	30	72	MAR. 28		NEW JERSEY	3-0	L	28-32-12	68
32	DEC. 12		PITTSBURGH	2-2	T	13-14-5	31	73	APR. 1	@	Anaheim	5-1	W	29-32-12	70
33	DEC. 14		DETROIT	3-3	T	13-14-6	32	74	APR. 3		ANAHEIM	6-3	W	30-32-12	72
34	DEC. 17		VANCOUVER	5-1	L	13-15-6	32	75	APR. 5	@	New Jersey	3-2	L	30-33-12	72
35	DEC. 19	@	Anaheim	6-2	W	14-15-6	34	76	APR. 7	@	Pittsburgh	2-1	W	31-33-12	74
36	DEC. 20		TORONTO	3-2	L	14-16-6	34	77	APR. 9	@	Detroit	5-1	L	31-34-12	74
37	DEC. 23		CALGARY	2-2	T	14-16-7	35	78	APR. 11	@	St. Louis	4-3	W	32-34-12	76
38	DEC. 26	@	San Jose	4-0	W	15-16-7	37	79	APR. 12	@	Chicago	2-1	W	33-34-12	78
39	DEC. 27	@	Los Angeles	4-2	W	16-16-7	39	80	APR. 14		DETROIT	2-1	W	34-34-12	80
40	DEC. 29	@	Calgary	5-3	W	17-16-7	41	81	APR. 16		DALLAS	3-2	W	35-34-12	82
41	JAN. 1		LOS ANGELES	4-0	W	18-16-7	43	82	APR. 18		ST. LOUIS	5-4	L	35-35-12	82



39-31-12 (90 points), 2nd Pacific Division

PLAYER	GP	G	A	PTS	PIM
Jeremy Roenick	78	24	48	72	130
Keith Tkachuk	68	36	32	68	151
Rick Tocchet	81	26	30	56	147
Greg Adams	75	19	24	43	26
Teppo Numminen	82	10	30	40	30
Dallas Drake	53	9	22	31	65
Jyrki Lumme	60	7	21	28	34
Oleg Tverdovsky	82	7	18	25	32
Juha Ylonen	59	6	17	23	20
Daniel Briere	64	8	14	22	30
Shane Doan	79	6	16	22	54
Bob Corkum	77	9	10	19	17
Mike Stapleton	76	9	9	18	34
Keith Carney	82	2	14	16	62
*Robert Reichel	13	7	6	13	4
Deron Quint	60	5	8	13	20
#Brad Isbister	32	4	4	8	46
Jim Cummins	55	1	7	8	190
#Cliff Ronning	7	2	5	7	2
*J.J. Daigneault	35	0	7	7	32
Mike Sullivan	63	2	4	6	24

PLAYER	GP	G	A	PTS	PIM
Trevor Letowski	14	2	2	4	2
Tavis Hansen	20	2	1	3	12
Rob Murray	13	1	2	3	4
*Stephen Leach	22	1	1	2	37
Gerald Diduck	44	0	2	2	72
#Jason Doig	9	0	1	1	10
*Jamie Huscroft	11	0	1	1	27
*Stan Neckar	11	0	1	1	10
Andrei Vasilyev	1	0	0	0	0
#J.F. Jomphe	1	0	0	0	2
Scott Langkow	1	0	0	0	0
Joe Dziedzic	2	0	0	0	0
Sean Gagnon	2	0	0	0	7
Robert Esche	3	0	0	0	0
*Mikhail Shtalenkov	4	0	0	0	0
*Brian Noonan	7	0	0	0	0
Brad Tiley	8	0	0	0	0
#Bryan Helmer	11	0	0	0	23
Louie DeBrusk	15	0	0	0	34
Jimmy Waite	16	0	0	0	2
Nikolai Khabibulin	63	0	0	0	8

GOALTENDER	GP	MIN	GAA	W-L-T	SO	GA	SA	SV%
Nikolai Khabibulin	63	3657	2.13	32-23-7	8	130	1681	.923
*Mikhail Shtalenkov	4	243	2.22	1-2-1	0	9	104	.913
Jimmy Waite	16	898	2.74	6-5-4	1	41	390	.895
Robert Esche	3	130	3.23	0-1-0	0	7	50	.860
Scott Langkow	1	35	5.14	0-0-0	0	3	17	.824

* - Acquired during season # - Relocated during season

#	DATE	H/R	OPPONENT	SCORE	RES	RECORD	PTS	#	DATE	H/R	OPPONENT	SCORE	RES	RECORD	PTS
1	OCT. 11		OTTAWA	4-1	L	0-1-0	0	42	JAN. 21		ANAHEIM	3-3	T	24-11-7	55
2	OCT. 15		COLORADO	5-2	W	1-1-0	2	43	JAN. 26	@	Buffalo	1-1	T	24-11-8	56
3	OCT. 19		BOSTON	3-1	W	2-1-0	4	44	JAN. 28	@	Philadelphia	4-2	L	24-12-8	56
4	OCT. 22	@	Dallas	2-1	L	2-2-0	4	45	JAN. 29	@	NY Islanders	4-4	T	24-12-9	57
5	OCT. 25	@	Anaheim	2-2	T	2-2-1	5	46	JAN. 31	@	Nashville	5-1	W	25-12-9	59
6	OCT. 26	@	Colorado	5-1	W	3-2-1	7	47	FEB. 2		CALGARY	2-2	T	25-12-10	60
7	OCT. 28	@	San Jose	4-2	W	4-2-1	9	48	FEB. 4		SAN JOSE	3-1	W	26-12-10	62
8	NOV. 1	@	Los Angeles	3-0	W	5-2-1	11	49	FEB. 6		CHICAGO	3-0	W	27-12-10	64
9	NOV. 6		DETROIT	3-1	W	6-2-1	13	50	FEB. 8		SAN JOSE	3-0	L	27-13-10	64
10	NOV. 10		COLORADO	1-1	T	6-2-2	14	51	FEB. 10		LOS ANGELES	3-0	W	28-13-10	66
11	NOV. 11	@	Dallas	2-0	W	7-2-2	16	52	FEB. 13	@	Colorado	4-1	W	29-13-10	68
12	NOV. 14		TAMPA BAY	4-1	W	8-2-2	18	53	FEB. 14		ANAHEIM	5-1	L	29-14-10	68
13	NOV. 18		VANCOUVER	4-2	W	9-2-2	20	54	FEB. 16		PHILADELPHIA	4-1	L	29-15-10	68
14	NOV. 20	@	San Jose	2-1	W	10-2-2	22	55	FEB. 19	@	Tampa Bay	4-2	L	29-16-10	68
15	NOV. 21		EDMONTON	3-2	W	11-2-2	24	56	FEB. 20	@	Florida	7-1	L	29-17-10	68
16	NOV. 24		CHICAGO	3-2	W	12-2-2	26	57	FEB. 22	@	Pittsburgh	4-1	L	29-18-10	68
17	NOV. 26		NEW JERSEY	3-2	W	13-2-2	28	58	FEB. 24	@	Washington	2-1	W	30-18-10	70
18	NOV. 28	@	Los Angeles	4-0	W	14-2-2	30	59	FEB. 26	@	NY Rangers	3-0	L	30-19-10	70
19	DEC. 2	@	Edmonton	4-3	L	14-3-2	30	60	FEB. 28	@	New Jersey	4-1	L	30-20-10	70
20	DEC. 5	@	Calgary	3-2	W	15-3-2	32	61	MAR. 2	@	Boston	3-2	L	30-21-10	70
21	DEC. 6	@	Vancouver	3-3	T	15-3-3	33	62	MAR. 5		DETROIT	7-2	L	30-22-10	70
22	DEC. 9		MONTREAL	4-2	W	16-3-3	35	63	MAR. 7		NASHVILLE	4-3	W	31-22-10	72
23	DEC. 12	@	Ottawa	2-0	W	17-3-3	37	64	MAR. 9	@	San Jose	4-2	L	31-23-10	72
24	DEC. 14	@	Montreal	2-2	T	17-3-4	38	65	MAR. 11		VANCOUVER	3-0	L	31-24-10	72
25	DEC. 16	@	Tampa Bay	5-2	L	17-4-4	38	66	MAR. 13		ANAHEIM	1-0	W	32-24-10	74
26	DEC. 17	@	St. Louis	3-2	L	17-5-4	38	67	MAR. 15		CAROLINA	5-5	T	32-24-11	75
27	DEC. 20		NY ISLANDERS	4-2	W	18-5-4	40	68	MAR. 17	@	Detroit	4-3	W	33-24-11	77
28	DEC. 22	@	Detroit	6-2	W	19-5-4	42	69	MAR. 18	@	St. Louis	2-2	T	33-24-12	78
29	DEC. 23	@	Chicago	4-3	L	19-6-4	42	70	MAR. 21		LOS ANGELES	4-1	W	34-24-12	80
30	DEC. 26	@	Los Angeles	2-1	W	20-6-4	44	71	MAR. 23		DALLAS	3-2	L	34-25-12	80
31	DEC. 28		LOS ANGELES	4-2	L	20-7-4	44	72	MAR. 25		WASHINGTON	4-2	W	35-25-12	82
32	DEC. 30		NY RANGERS	3-1	W	21-7-4	46	73	MAR. 27		CALGARY	2-1	W	36-25-12	84
33	JAN. 1		DALLAS	2-1	L	21-8-4	46	74	MAR. 29	@	Vancouver	1-0	L	36-26-12	84
34	JAN. 5		FLORIDA	2-2	T	21-8-5	47	75	MAR. 30	@	Edmonton	7-4	W	37-26-12	86
35	JAN. 7		EDMONTON	7-1	L	21-9-5	47	76	APR. 1	@	Calgary	4-1	W	38-26-12	88
36	JAN. 8	@	Anaheim	4-1	L	21-10-5	47	77	APR. 6		SAN JOSE	1-0	L	38-27-12	88
37	JAN. 11		BUFFALO	1-0	W	22-10-5	49	78	APR. 9		NASHVILLE	4-3	L	38-28-12	88
38	JAN. 13		PITTSBURGH	5-3	W	23-10-5	51	79	APR. 11	@	Anaheim	3-0	L	38-29-12	88
39	JAN. 15	@	Nashville	2-0	L	23-11-5	51	80	APR. 14	@	Dallas	4-2	L	38-30-12	88
40	JAN. 17	@	Chicago	1-1	T	23-11-6	52	81	APR. 15		ST. LOUIS	6-4	L	38-31-12	88
41	JAN. 19		ST. LOUIS	4-2	W	24-11-6	54	82	APR. 17		DALLAS	2-0	W	39-31-12	90



39-31-8-4 (90 points), 3rd Pacific Division

PLAYER	GP	G	A	PTS	PIM
Jeremy Roenick	75	34	44	78	102
Shane Doan	81	26	25	51	66
Travis Green	78	25	21	46	45
Greg Adams	69	19	27	46	14
Dallas Drake	79	15	30	45	62
Keith Tkachuk	50	22	21	43	82
Teppo Numminen	79	8	34	42	16
Jyrki Lumme	74	8	32	40	44
Trevor Letowski	82	19	20	39	20
#Rick Tocchet	64	12	17	29	67
Juha Ylonen	76	6	23	29	12
Mika Alatalo	82	10	17	27	36
Keith Carney	82	4	20	24	87
Mike Sullivan	79	5	10	15	10
Benoit Hogue	27	3	10	13	10
#Deron Quint	50	3	7	10	22
Stan Neckar	66	2	8	10	36

PLAYER	GP	G	A	PTS	PIM
*Lyle Odelein	16	1	7	8	19
Louie DeBrusk	61	4	3	7	78
#Todd Gill	41	1	6	7	30
J.J. Daigneault	53	1	6	7	22
*Mikael Renberg	10	2	4	6	2
Radoslav Suchy	60	0	6	6	16
#Mikhail Shtalenkov	15	0	3	3	2
Daniel Briere	13	1	1	2	0
David Oliver	9	1	0	1	2
Jean-Guy Trudel	1	0	0	0	0
Wyatt Smith	2	0	0	0	0
Kevin Sawyer	3	0	0	0	12
Tavis Hansen	5	0	0	0	0
Robert Esche	8	0	0	0	4
*Chris Joseph	9	0	0	0	0
Bob Essensa	30	0	0	0	0
*Sean Burke	35	0	0	0	10

GOALTENDER	GP	MIN	GAA	W-L-T	SO	GA	SA	SV%
#Mikhail Shtalenkov	15	904	2.39	7-6-2	2	36	370	.903
*Sean Burke	35	2074	2.55	17-14-3	3	88	1022	.914
Bob Essensa	30	1573	2.78	13-10-3	1	73	719	.898
Robert Esche	8	408	3.38	2-5-0	0	23	215	.893

* - Acquired during season # - Relocated during season

#	DATE	H/R	OPPONENT	SCORE	RES	RECORD	PTS	#	DATE	H/R	OPPONENT	SCORE	RES	RECORD	PTS
1	OCT. 2	@	St. Louis	2-1	W	1-0-0-0	2	42	JAN. 10	@	NY Islanders	2-2	T	22-15-5-0	49
2	OCT. 5		ANAHEIM	4-0	W	2-0-0-0	4	43	JAN. 12		PITTSBURGH	3-1	W	23-15-5-0	51
3	OCT. 8	@	Chicago	3-3	T	2-0-1-0	5	44	JAN. 15		ANAHEIM	4-2	W	24-15-5-0	53
4	OCT. 10	@	NY Rangers	4-2	L	2-1-1-0	5	45	JAN. 17	@	Colorado	2-0	L	24-16-5-0	53
5	OCT. 11	@	Buffalo	2-2	T	2-1-2-0	6	46	JAN. 18	@	Nashville	4-4	T	24-16-6-0	54
6	OCT. 14		OTTAWA	4-3	W	3-1-2-0	8	47	JAN. 20		BUFFALO	2-1	W	25-16-6-0	56
7	OCT. 16		BOSTON	2-1	W	4-1-2-0	10	48	JAN. 23		SAN JOSE	3-2	W	26-16-6-0	58
8	OCT. 22	@	Los Angeles	6-3	W	5-1-2-0	12	49	JAN. 27	@	Carolina	4-2	W	27-16-6-0	60
9	OCT. 23		WASHINGTON	2-2	T	5-1-3-0	13	50	JAN. 28	@	Washington	3-2	OL	27-16-6-1	61
10	OCT. 26	@	Edmonton	3-1	L	5-2-3-0	13	51	JAN. 31		DETROIT	5-3	W	28-16-6-1	63
11	OCT. 28	@	Vancouver	4-1	W	6-2-3-0	15	52	FEB. 1	@	San Jose	1-0	W	29-16-6-1	65
12	OCT. 30	@	Colorado	5-3	W	7-2-3-0	17	53	FEB. 3		DALLAS	2-0	L	29-17-6-1	65
13	OCT. 31	@	Anaheim	3-0	W	8-2-3-0	19	54	FEB. 9		LOS ANGELES	5-2	L	29-18-6-1	65
14	NOV. 3	@	San Jose	6-3	L	8-3-3-0	19	55	FEB. 12		CALGARY	4-3	W	30-18-6-1	67
15	NOV. 5		DALLAS	6-4	L	8-4-3-0	19	56	FEB. 14		DETROIT	3-1	L	30-19-6-1	67
16	NOV. 10		EDMONTON	5-4	W	9-4-3-0	21	57	FEB. 18	@	Dallas	4-3	W	31-19-6-1	69
17	NOV. 12		VANCOUVER	3-2	L	9-5-3-0	21	58	FEB. 20		ATLANTA	4-2	W	32-19-6-1	71
18	NOV. 14		LOS ANGELES	3-2	L	9-6-3-0	21	59	FEB. 22	@	Montreal	1-0	L	32-20-6-1	71
19	NOV. 16		CALGARY	2-1	W	10-6-3-0	23	60	FEB. 23	@	Toronto	5-3	L	32-21-6-1	71
20	NOV. 18	@	Los Angeles	3-2	W	11-6-3-0	25	61	FEB. 25	@	Calgary	3-3	T	32-21-7-1	72
21	NOV. 20		CHICAGO	3-1	W	12-6-3-0	27	62	FEB. 27	@	Vancouver	2-1	L	32-22-7-1	72
22	NOV. 25		NEW JERSEY	4-2	W	13-6-3-0	29	63	MAR. 1		CAROLINA	7-5	W	33-22-7-1	74
23	NOV. 26		COLORADO	7-0	W	14-6-3-0	31	64	MAR. 3		DALLAS	4-1	L	33-23-7-1	74
24	NOV. 28	@	Detroit	4-3	W	15-6-3-0	33	65	MAR. 5	@	Chicago	7-3	L	33-24-7-1	74
25	NOV. 30	@	Nashville	6-3	W	16-6-3-0	35	66	MAR. 7	@	St. Louis	4-0	L	33-25-7-1	74
26	DEC. 2		TAMPA BAY	3-1	W	17-6-3-0	37	67	MAR. 9		NY ISLANDERS	5-0	W	34-25-7-1	76
27	DEC. 4		ANAHEIM	2-1	L	17-7-3-0	37	68	MAR. 11		VANCOUVER	5-0	W	35-25-7-1	78
28	DEC. 6	@	Dallas	3-2	W	18-7-3-0	39	69	MAR. 13		PHILADELPHIA	4-1	L	35-26-7-1	78
29	DEC. 8		FLORIDA	6-1	L	18-8-3-0	39	70	MAR. 15		ST. LOUIS	5-3	L	35-27-7-1	78
30	DEC. 11	@	Pittsburgh	4-2	L	18-9-3-0	39	71	MAR. 17		NASHVILLE	4-3	OL	35-27-7-2	79
31	DEC. 13	@	Boston	2-0	L	18-10-3-0	39	72	MAR. 21		CHICAGO	3-0	L	35-28-7-2	79
32	DEC. 16	@	Philadelphia	5-3	L	18-11-3-0	39	73	MAR. 23		COLORADO	4-2	L	35-29-7-2	79
33	DEC. 19		SAN JOSE	4-3	W	19-11-3-0	41	74	MAR. 24	@	San Jose	5-1	L	35-30-7-2	79
34	DEC. 21		ST. LOUIS	6-0	L	19-12-3-0	41	75	MAR. 26	@	Anaheim	4-3	OL	35-30-7-3	80
35	DEC. 22	@	Anaheim	8-2	W	20-12-3-0	43	76	MAR. 29	@	Atlanta	3-2	W	36-30-7-3	82
36	DEC. 26	@	Los Angeles	3-2	W	21-12-3-0	45	77	MAR. 31	@	Calgary	3-1	W	37-30-7-3	84
37	DEC. 28		NY RANGERS	2-2	T	21-12-4-0	46	78	APR. 1	@	Edmonton	4-3	OL	37-30-7-4	85
38	JAN. 1		EDMONTON	5-4	L	21-13-4-0	46	79	APR. 3		LOS ANGELES	2-1	W	38-30-7-4	87
39	JAN. 4	@	Detroit	5-2	W	22-13-4-0	48	80	APR. 5		NASHVILLE	3-2	W	39-30-7-4	89
40	JAN. 6	@	Ottawa	5-2	L	22-14-4-0	48	81	APR. 7		SAN JOSE	3-1	L	39-31-7-4	89
41	JAN. 8	@	New Jersey	4-3	L	22-15-4-0	48	82	APR. 9	@	Dallas	2-2	T	39-31-8-4	90

*Records do not include overtime losses instead of regulation ties.



35-27-17-3 (90 points), 4th Pacific Division

PLAYER	GP	G	A	PTS	PIM
Jeremy Roenick	80	30	46	76	114
#Keith Tkachuk	64	29	42	71	108
Shane Doan	76	26	37	63	89
Joé Juneau	69	10	23	33	28
Landon Wilson	70	18	13	31	92
Teppo Numminen	72	5	26	31	36
Travis Green	69	13	15	28	63
Claude Lemieux	46	10	16	26	58
Brad May	62	11	14	25	107
Jyrki Lumme	58	4	21	25	44
Juha Ylonen	69	9	14	23	38
Trevor Letowski	77	7	15	22	32
Mika Alatalo	70	7	12	19	22
Ossi Vaananen	81	4	12	16	90
Keith Carney	82	2	14	16	86
Daniel Briere	30	11	4	15	12
Wyatt Smith	42	3	7	10	13

PLAYER	GP	G	A	PTS	PIM
Radoslav Suchy	72	0	10	10	22
Mike Sullivan	72	5	4	9	16
*Michal Handzus	10	4	4	8	21
*Mike Johnson	12	2	3	5	4
#Stan Neckar	53	2	2	4	63
*Paul Mara	16	0	4	4	14
Joel Bouchard	32	1	2	3	22
Robert Esche	25	0	3	3	2
#Chris Joseph	24	1	1	2	16
*Ladislav Nagy	6	0	1	1	2
*Todd Simpson	13	0	1	1	12
Sean Burke	62	0	1	1	16
Brad Ralph	1	0	0	0	0
David Cullen	2	0	0	0	0
Tavis Hansen	7	0	0	0	4
Louie DeBrusk	39	0	0	0	79

GOALTENDER	GP	MIN	GAA	W-L-T	SO	GA	SA	SV%
Sean Burke	62	3644	2.27	25-22-13	4	138	1766	.922
Robert Esche	25	1350	3.02	10-8-4	2	68	657	.896

* - Acquired during season # - Relocated during season

#	DATE	H/R	OPPONENT	SCORE	RES	RECORD	PTS
1	OCT. 5		ST. LOUIS	4-1	W	1-0-0-0	2
2	OCT. 7		MINNESOTA	4-1	W	2-0-0-0	4
3	OCT. 12	@	San Jose	2-1	L	2-1-0-0	4
4	OCT. 14		PHILADELPHIA	6-3	W	3-1-0-0	6
5	OCT. 15	@	Los Angeles	6-5	W	4-1-0-0	8
6	OCT. 18		FLORIDA	2-1	W	5-1-0-0	10
7	OCT. 21	@	Vancouver	3-2	W	6-1-0-0	12
8	OCT. 22	@	Edmonton	3-3	T	6-1-1-0	13
9	OCT. 24	@	Calgary	2-2	T	6-1-2-0	14
10	OCT. 27	@	Dallas	4-2	W	7-1-2-0	16
11	OCT. 28		LOS ANGELES	3-1	W	8-1-2-0	18
12	OCT. 30	@	Colorado	4-0	W	9-1-2-0	20
13	NOV. 1	@	Anaheim	1-1	T	9-1-3-0	21
14	NOV. 3		DALLAS	2-2	T	9-1-4-0	22
15	NOV. 7	@	Los Angeles	3-3	T	9-1-5-0	23
16	NOV. 8		DETROIT	4-2	L	9-2-5-0	23
17	NOV. 11	@	Columbus	2-1	L	9-3-5-0	23
18	NOV. 12	@	NY Rangers	2-0	W	10-3-5-0	25
19	NOV. 14	@	Washington	2-2	T	10-3-6-0	26
20	NOV. 16		COLORADO	6-3	W	11-3-6-0	28
21	NOV. 18		ANAHEIM	6-2	L	11-4-6-0	28
22	NOV. 21		CHICAGO	4-1	L	11-5-6-0	28
23	NOV. 25	@	St. Louis	5-1	L	11-6-6-0	28
24	NOV. 26	@	Philadelphia	2-1	W	12-6-6-0	30
25	NOV. 29	@	Colorado	2-1	L	12-7-6-0	30
26	NOV. 30		MINNESOTA	2-0	W	13-7-6-0	32
27	DEC. 2		DALLAS	5-2	L	13-8-6-0	32
28	DEC. 6		VANCOUVER	1-1	T	13-8-7-0	33
29	DEC. 10		COLUMBUS	1-1	T	13-8-8-0	34
30	DEC. 14		TAMPA BAY	3-2	W	14-8-8-0	36
31	DEC. 16		SAN JOSE	2-1	OL	14-8-8-1	37
32	DEC. 20		CALGARY	4-2	W	15-8-8-1	39
33	DEC. 22		ATLANTA	5-1	W	16-8-8-1	41
34	DEC. 27	@	Chicago	1-1	T	16-8-9-1	42
35	DEC. 29	@	Minnesota	2-2	T	16-8-10-1	43
36	DEC. 30	@	St. Louis	2-1	L	16-9-10-1	43
37	JAN. 1		SAN JOSE	3-2	L	16-10-10-1	43
38	JAN. 4		NY RANGERS	3-1	W	17-10-10-1	45
39	JAN. 6	@	NY Islanders	2-1	W	18-10-10-1	47
40	JAN. 9	@	Detroit	2-2	T	18-10-11-1	48
41	JAN. 10	@	New Jersey	5-1	L	18-11-11-1	48
42	JAN. 12	@	Toronto	3-2	L	18-12-11-1	48
43	JAN. 13	@	Montreal	5-2	L	18-13-11-1	48
44	JAN. 15		ST. LOUIS	3-1	W	19-13-11-1	50
45	JAN. 17		PITTSBURGH	5-4	W	20-13-11-1	52
46	JAN. 19	@	Anaheim	4-3	W	21-13-11-1	54
47	JAN. 21		DALLAS	5-2	W	22-13-11-1	56
48	JAN. 23	@	Calgary	4-2	W	23-13-11-1	58
49	JAN. 24	@	Vancouver	6-2	L	23-14-11-1	58
50	JAN. 26	@	Edmonton	1-1	T	23-14-12-1	59
51	JAN. 29		NASHVILLE	5-2	L	23-15-12-1	59
52	FEB. 1		ANAHEIM	4-2	L	23-16-12-1	59
53	FEB. 7		CAROLINA	2-1	OL	23-16-12-2	60
54	FEB. 9		EDMONTON	2-0	W	24-16-12-2	62
55	FEB. 11		CHICAGO	3-2	W	25-16-12-2	64
56	FEB. 13	@	Tampa Bay	5-2	W	26-16-12-2	66
57	FEB. 14	@	Florida	4-3	L	26-17-12-2	66
58	FEB. 16	@	Carolina	2-0	W	27-17-12-2	68
59	FEB. 18		CALGARY	4-1	L	27-18-12-2	68
60	FEB. 21		COLUMBUS	3-2	W	28-18-12-2	70
61	FEB. 23	@	Buffalo	7-3	W	29-18-12-2	72
62	FEB. 25	@	Detroit	6-3	L	29-19-12-2	72
63	FEB. 27	@	Boston	7-4	L	29-20-12-2	72
64	FEB. 28	@	Columbus	5-2	L	29-21-12-2	72
65	MAR. 2		DETROIT	2-2	T	29-21-13-2	73
66	MAR. 4		COLORADO	5-0	L	29-22-13-2	73
67	MAR. 6		NASHVILLE	5-1	W	30-22-13-2	75
68	MAR. 8		VANCOUVER	3-2	W	31-22-13-2	77
69	MAR. 10		MONTREAL	3-3	T	31-22-14-2	78
70	MAR. 14		NEW JERSEY	3-2	L	31-23-14-2	78
71	MAR. 16	@	Dallas	1-1	T	31-23-15-2	79
72	MAR. 17	@	Nashville	4-1	L	31-24-15-2	79
73	MAR. 19	@	Los Angeles	6-2	L	31-25-15-2	79
74	MAR. 21		OTTAWA	5-2	L	31-26-15-2	79
75	MAR. 24		EDMONTON	7-4	W	32-26-15-2	81
76	MAR. 25		NY ISLANDERS	2-2	T	32-26-16-2	82
77	MAR. 28	@	Minnesota	2-0	W	33-26-16-2	84
78	MAR. 29	@	Nashville	4-3	OL	33-26-16-3	85
79	MAR. 31		SAN JOSE	3-1	W	34-26-16-3	87
80	APR. 3		LOS ANGELES	2-2	T	34-26-17-3	88
81	APR. 5	@	San Jose	3-0	L	34-27-17-3	88
82	APR. 6	@	Anaheim	5-2	W	35-27-17-3	90



40-27-9-6 (95 points), 2nd Pacific Division

PLAYER	GP	G	A	PTS	PIM
Daymond Langkow	80	27	35	62	36
Daniel Briere	78	32	28	60	52
Shane Doan	81	20	29	49	61
Teppo Numminen	76	13	35	48	20
Michal Handzus	79	15	30	45	34
Ladislav Nagy	74	23	19	42	50
Claude Lemieux	82	16	25	41	70
Danny Markov	72	6	30	36	67
Mike Johnson	57	5	22	27	28
Paul Mara	75	7	17	24	58
Krystofer Kolanos	57	11	11	22	48
Brad May	72	10	12	22	95
Landon Wilson	47	7	12	19	46
Radoslav Suchy	81	4	13	17	10
#Sergei Berezin	41	7	9	16	4
Todd Simpson	67	2	13	15	152
Ossi Vaananen	76	2	12	14	74
*Brian Savage	30	6	6	12	8
*Andrei Nazarov	30	6	3	9	51

PLAYER	GP	G	A	PTS	PIM
#Trevor Letowski	33	2	6	8	4
Branko Radivojevic	18	4	2	6	4
*Drake Berehowsky	32	1	4	5	42
Mike Sullivan	42	1	2	3	16
#Todd Warriner	18	0	3	3	8
*Denis Pederson	19	1	1	2	20
Jason Jaspers	4	0	1	1	4
Sean Burke	60	0	1	1	14
*Darcy Hordichuk	1	0	0	0	14
#Kirill Safronov	1	0	0	0	0
Jean-Guy Trudel	3	0	0	0	2
Patrick DesRochers	5	0	0	0	2
Martin Grenier	5	0	0	0	5
*Sebastien Bordeleau	6	0	0	0	2
#Tyler Bouck	7	0	0	0	4
Dan Focht	8	0	0	0	11
Wyatt Smith	10	0	0	0	0
#David Cullen	14	0	0	0	6
Robert Esche	22	0	0	0	16

GOALTENDER	GP	MIN	GAA	W-L-T	SO	GA	SA	SV%
Sean Burke	60	3587	2.29	33-21-6	5	137	1711	.920
Robert Esche	22	1145	2.72	6-10-2	1	52	533	.902
Patrick DesRochers	5	243	3.70	1-2-1	0	15	99	.848

* - Acquired during season # - Relocated during season

#	DATE	H/R	OPPONENT	SCORE	RES	RECORD	PTS
1	OCT. 4	@	Los Angeles	2-2	T	0-0-1-0	1
2	OCT. 6	@	Edmonton	6-2	L	0-1-1-0	1
3	OCT. 8	@	Calgary	2-1	W	1-1-1-0	3
4	OCT. 11	@	Chicago	3-0	L	1-2-1-0	3
5	OCT. 13		WASHINGTON	5-2	W	2-2-1-0	5
6	OCT. 16		BOSTON	1-1	T	2-2-2-0	6
7	OCT. 18	@	Dallas	3-1	L	2-3-2-0	6
8	OCT. 20		VANCOUVER	5-2	W	3-3-2-0	8
9	OCT. 24		ANAHEIM	3-2	OL	3-3-2-1	9
10	OCT. 27		COLORADO	1-0	W	4-3-2-1	11
11	OCT. 30	@	Buffalo	3-2	W	5-3-2-1	13
12	NOV. 1	@	New Jersey	5-2	L	5-4-2-1	13
13	NOV. 2	@	Washington	2-2	T	5-4-3-1	14
14	NOV. 4	@	Carolina	1-0	OL	5-4-3-2	15
15	NOV. 7		DETROIT	3-1	L	5-5-3-2	15
16	NOV. 9	@	Dallas	5-1	W	6-5-3-2	17
17	NOV. 10	@	St. Louis	4-1	L	6-6-3-2	17
18	NOV. 13		EDMONTON	5-4	OL	6-6-3-3	18
19	NOV. 15		SAN JOSE	5-3	W	7-6-3-3	20
20	NOV. 17		NY ISLANDERS	6-1	W	8-6-3-3	22
21	NOV. 20		MINNESOTA	2-1	W	9-6-3-3	24
22	NOV. 23	@	Minnesota	5-2	L	9-7-3-3	24
23	NOV. 24	@	St. Louis	5-3	L	9-8-3-3	24
24	NOV. 27	@	Columbus	3-0	L	9-9-3-3	24
25	NOV. 29		NASHVILLE	1-0	W	10-9-3-3	26
26	DEC. 1		PITTSBURGH	5-2	W	11-9-3-3	28
27	DEC. 5		ST. LOUIS	3-0	W	12-9-3-3	30
28	DEC. 7	@	Detroit	1-1	T	12-9-4-3	31
29	DEC. 8	@	Montreal	3-3	T	12-9-5-3	32
30	DEC. 11	@	Toronto	6-3	L	12-10-5-3	32
31	DEC. 13	@	Ottawa	6-0	L	12-11-5-3	32
32	DEC. 15		DALLAS	6-2	L	12-12-5-3	32
33	DEC. 17		COLUMBUS	4-1	W	13-12-5-3	34
34	DEC. 19		CALGARY	6-3	W	14-12-5-3	36
35	DEC. 21	@	Anaheim	2-1	L	14-13-5-3	36
36	DEC. 23		ANAHEIM	4-0	L	14-14-5-3	36
37	DEC. 26		LOS ANGELES	1-1	T	14-14-6-3	37
38	DEC. 28		PHILADELPHIA	4-2	W	15-14-6-3	39
39	DEC. 30	@	San Jose	4-2	W	16-14-6-3	41
40	DEC. 31		NY RANGERS	5-0	W	17-14-6-3	43
41	JAN. 3		ATLANTA	2-1	W	18-14-6-3	45

#	DATE	H/R	OPPONENT	SCORE	RES	RECORD	PTS
42	JAN. 4	@	San Jose	5-3	L	18-15-6-3	45
43	JAN. 6		TAMPA BAY	3-0	L	18-16-6-3	45
44	JAN. 9		SAN JOSE	6-5	L	18-17-6-3	45
45	JAN. 15		DETROIT	2-2	T	18-17-7-3	46
46	JAN. 17	@	Colorado	3-2	OL	18-17-7-4	47
47	JAN. 19		BUFFALO	3-1	L	18-18-7-4	47
48	JAN. 21	@	Nashville	1-0	W	19-18-7-4	49
49	JAN. 23	@	Chicago	4-1	W	20-18-7-4	51
50	JAN. 25	@	Detroit	4-1	L	20-19-7-4	51
51	JAN. 26	@	Columbus	3-2	W	21-19-7-4	53
52	JAN. 28	@	Atlanta	4-2	W	22-19-7-4	55
53	JAN. 30	@	Florida	3-1	W	23-19-7-4	57
54	FEB. 4	@	Vancouver	4-2	L	23-20-7-4	57
55	FEB. 6		CHICAGO	5-2	L	23-21-7-4	57
56	FEB. 8		LOS ANGELES	6-5	W	24-21-7-4	59
57	FEB. 10		EDMONTON	4-3	L	24-22-7-4	59
58	FEB. 12		CALGARY	4-3	W	25-22-7-4	61
59	FEB. 13	@	Los Angeles	2-2	T	25-22-8-4	62
60	FEB. 26		DALLAS	5-1	W	26-22-8-4	64
61	FEB. 28	@	Colorado	2-1	OL	26-22-8-5	65
62	MAR. 3		COLUMBUS	2-1	W	27-22-8-5	67
63	MAR. 5		NEW JERSEY	4-1	W	28-22-8-5	69
64	MAR. 7		VANCOUVER	6-1	W	29-22-8-5	71
65	MAR. 9		OTTAWA	3-2	W	30-22-8-5	73
66	MAR. 12		CHICAGO	3-1	W	31-22-8-5	75
67	MAR. 15	@	Nashville	3-2	W	32-22-8-5	77
68	MAR. 17	@	Minnesota	2-2	T	32-22-9-5	78
69	MAR. 19	@	Boston	4-2	L	32-23-9-5	78
70	MAR. 20	@	Pittsburgh	3-1	W	33-23-9-5	80
71	MAR. 22	@	Dallas	4-3	L	33-24-9-5	80
72	MAR. 24		LOS ANGELES	4-0	W	34-24-9-5	82
73	MAR. 27	@	Anaheim	4-2	W	35-24-9-5	84
74	MAR. 28		ANAHEIM	2-1	OL	35-24-9-6	85
75	MAR. 30		COLORADO	5-3	W	36-24-9-6	87
76	APR. 1		ST. LOUIS	5-3	W	37-24-9-6	89
77	APR. 4	@	San Jose	5-2	L	37-25-9-6	89
78	APR. 7	@	Vancouver	4-3	L	37-26-9-6	89
79	APR. 9	@	Calgary	4-2	W	38-26-9-6	91
80	APR. 10	@	Edmonton	3-0	L	38-27-9-6	91
81	APR. 12		MINNESOTA	7-1	W	39-27-9-6	93
82	APR. 14		NASHVILLE	6-4	W	40-27-9-6	95



31-35-11-5 (78 points), 4th Pacific Division

PLAYER	GP	G	A	PTS	PIM
Mike Johnson	82	23	40	63	47
Shane Doan	82	21	37	58	86
Ladislav Nagy	80	22	35	57	92
Daymond Langkow	82	20	32	52	56
#Daniel Briere	68	17	29	46	50
#Tony Amonte	59	13	23	36	26
Teppo Numminen	78	6	24	30	30
Branko Radivojevic	79	12	15	27	63
Paul Mara	73	10	15	25	78
Danny Markov	64	4	16	20	36
#Ramzi Abid	30	10	8	18	30
*Deron Quint	51	7	10	17	20
Brian Savage	43	6	10	16	22
Landon Wilson	31	6	8	14	26
#Claude Lemieux	36	6	8	14	30
Kelly Buchberger	79	3	9	12	109
Todd Simpson	66	2	7	9	135
Ossi Vaananen	67	2	7	9	82
Radoslav Suchy	77	1	8	9	18
*Paul Ranheim	40	3	4	7	10

GOALTENDER	GP	MIN	GAA	W-L-T	SO	GA	SA	SV%
Sean Burke	22	1248	2.12	12-6-2	2	44	632	.930
Zac Bierk	16	884	2.17	4-9-1	1	32	471	.932
Brian Boucher	45	2544	3.02	15-20-8	0	128	1210	.894
*Jean-Marc Pelletier	2	119	3.03	0-2-0	0	6	48	.875
#Patrick DesRochers	4	175	3.77	0-3-0	0	11	88	.875

* - Acquired during season # - Relocated during season

PLAYER	GP	G	A	PTS	PIM
#Brad May	20	3	4	7	32
Jeff Taffe	20	3	1	4	4
*Jan Hrdina	4	0	4	4	8
Andrei Nazarov	59	3	0	3	135
Drake Berehowsky	7	1	2	3	27
*Chris Gratton	14	0	1	1	21
*Brad Ference	15	0	1	1	28
*Scott Pellerin	23	0	1	1	8
Brian Boucher	45	0	1	1	0
*Jean-Marc Pelletier	2	0	0	0	0
Jason Jaspers	2	0	0	0	0
Krystofer Kolanos	2	0	0	0	0
Martin Grenier	3	0	0	0	0
#Patrick DesRochers	4	0	0	0	0
*Frank Banham	5	0	0	0	2
#Dan Focht	10	0	0	0	10
Zac Bierk	16	0	0	0	2
Sean Burke	22	0	0	0	4
#Darcy Hordichuk	25	0	0	0	82

#	DATE	H/R	OPPONENT	SCORE	RES	RECORD	PTS
1	OCT. 9	@	Los Angeles	4-1	L	0-1-0-0	0
2	OCT. 12		DALLAS	5-2	L	0-2-0-0	0
3	OCT. 14	@	Columbus	4-2	W	1-2-0-0	2
4	OCT. 15	@	Ottawa	2-1	L	1-3-0-0	2
5	OCT. 17	@	Toronto	5-3	L	1-4-0-0	2
6	OCT. 19	@	Buffalo	3-2	W	2-4-0-0	4
7	OCT. 22	@	Nashville	2-1	W	3-4-0-0	6
8	OCT. 24		COLORADO	3-2	L	3-5-0-0	6
9	OCT. 26		MINNESOTA	6-1	L	3-6-0-0	6
10	OCT. 28	@	NY Rangers	3-2	OL	3-6-0-1	7
11	OCT. 29	@	NY Islanders	3-2	W	4-6-0-1	9
12	OCT. 31	@	Philadelphia	6-2	L	4-7-0-1	9
13	NOV. 3		NASHVILLE	2-1	W	5-7-0-1	11
14	NOV. 7		MINNESOTA	4-1	W	6-7-0-1	13
15	NOV. 9		VANCOUVER	5-2	L	6-8-0-1	13
16	NOV. 11	@	Tampa Bay	4-2	L	6-9-0-1	13
17	NOV. 12	@	Carolina	3-2	L	6-10-0-1	13
18	NOV. 15	@	Atlanta	5-1	W	7-10-0-1	15
19	NOV. 17		COLORADO	4-4	T	7-10-1-1	16
20	NOV. 20		DALLAS	2-2	T	7-10-2-1	17
21	NOV. 22		FLORIDA	3-3	T	7-10-3-1	18
22	NOV. 25	@	Dallas	5-1	L	7-11-3-1	18
23	NOV. 27	@	Anaheim	2-2	T	7-11-4-1	19
24	NOV. 28		CHICAGO	4-2	L	7-12-4-1	19
25	NOV. 30	@	San Jose	3-2	W	8-12-4-1	21
26	DEC. 3		SAN JOSE	3-2	OL	8-12-4-2	22
27	DEC. 5		DETROIT	5-3	L	8-13-4-2	22
28	DEC. 7		MONTREAL	4-2	L	8-14-4-2	22
29	DEC. 9		COLUMBUS	3-3	T	8-14-5-2	23
30	DEC. 11		ATLANTA	4-2	W	9-14-5-2	25
31	DEC. 13		WASHINGTON	4-3	L	9-15-5-2	25
32	DEC. 15		LOS ANGELES	2-1	W	10-15-5-2	27
33	DEC. 17		PITTSBURGH	5-2	W	11-15-5-2	29
34	DEC. 20		ST. LOUIS	3-3	T	11-15-6-2	30
35	DEC. 22	@	Anaheim	4-0	L	11-16-6-2	30
36	DEC. 26	@	Los Angeles	4-3	OL	11-16-6-3	31
37	DEC. 28		PHILADELPHIA	4-0	W	12-16-6-3	33
38	DEC. 30		EDMONTON	4-3	W	13-16-6-3	35
39	JAN. 1	@	Washington	2-1	W	14-16-6-3	37
40	JAN. 3	@	Detroit	4-1	W	15-16-6-3	39
41	JAN. 4	@	Columbus	2-0	L	15-17-6-3	39
42	JAN. 8	@	Chicago	0-0	T	15-17-7-3	40
43	JAN. 10	@	Minnesota	2-1	L	15-18-7-3	40
44	JAN. 11	@	Nashville	4-3	OL	15-18-7-4	41
45	JAN. 14		ST. LOUIS	4-1	L	15-19-7-4	41
46	JAN. 18		BUFFALO	1-0	L	15-20-7-4	41
47	JAN. 20		SAN JOSE	3-1	W	16-20-7-4	43
48	JAN. 23	@	Calgary	7-1	W	17-20-7-4	45
49	JAN. 24	@	Edmonton	5-1	W	18-20-7-4	47
50	JAN. 26	@	Vancouver	1-0	L	18-21-7-4	47
51	JAN. 28		CALGARY	4-3	W	19-21-7-4	49
52	FEB. 5	@	Los Angeles	4-3	L	19-22-7-4	49
53	FEB. 7	@	Anaheim	3-2	L	19-23-7-4	49
54	FEB. 8		DALLAS	3-1	L	19-24-7-4	49
55	FEB. 12		NEW JERSEY	3-0	L	19-25-7-4	49
56	FEB. 14	@	Minnesota	3-2	W	20-25-7-4	51
57	FEB. 15	@	St. Louis	5-3	W	21-25-7-4	53
58	FEB. 18		COLUMBUS	5-2	W	22-25-7-4	55
59	FEB. 20	@	Chicago	2-1	W	23-25-7-4	57
60	FEB. 21	@	Dallas	2-2	T	23-25-8-4	58
61	FEB. 23		CALGARY	4-2	L	23-26-8-4	58
62	FEB. 26		CAROLINA	4-2	W	24-26-8-4	60
63	FEB. 28		ANAHEIM	3-1	W	25-26-8-4	62
64	MAR. 2	@	Detroit	5-2	L	25-27-8-4	62
65	MAR. 4	@	Pittsburgh	4-1	W	26-27-8-4	64
66	MAR. 6	@	St. Louis	6-3	L	26-28-8-4	64
67	MAR. 8		SAN JOSE	6-4	W	27-28-8-4	66
68	MAR. 10	@	Colorado	2-2	T	27-28-9-4	67
69	MAR. 12		DETROIT	3-2	L	27-29-9-4	67
70	MAR. 14		CHICAGO	4-0	L	27-30-9-4	67
71	MAR. 15		ANAHEIM	4-2	W	28-30-9-4	69
72	MAR. 18		BOSTON	2-1	W	29-30-9-4	71
73	MAR. 20		EDMONTON	3-2	W	30-30-9-4	73
74	MAR. 22		TAMPA BAY	4-0	L	30-31-9-4	73
75	MAR. 24	@	Calgary	2-0	L	30-32-9-4	73
76	MAR. 26	@	Edmonton	4-3	L	30-33-9-4	73
77	MAR. 27	@	Vancouver	5-1	L	30-34-9-4	73
78	MAR. 29	@	Colorado	6-1	L	30-35-9-4	73
79	MAR. 31		LOS ANGELES	5-4	OL	30-35-9-5	74
80	APR. 2		VANCOUVER	3-3	T	30-35-10-5	75
81	APR. 4		NASHVILLE	1-0	W	31-35-10-5	77
82	APR. 6	@	San Jose	3-3	T	31-35-11-5	78



22-35-18-6 (68 points), 5th Pacific Division

PLAYER	GP	G	A	PTS	PIM
Shane Doan	79	27	41	68	47
Ladislav Nagy	55	24	28	52	46
Daymond Langkow	81	21	31	52	40
Paul Mara	81	6	36	42	48
#Chris Gratton	68	11	18	29	93
#Jan Hrdina	55	11	15	26	30
#Brian Savage	61	12	13	25	36
#Branko Radivojevic	53	9	14	23	36
Radoslav Suchy	82	7	14	21	8
Cale Hulse	82	3	17	20	123
Jeff Taffe	59	8	10	18	20
Daniel Cleary	68	6	11	17	42
*Mike Comrie	28	8	7	15	16
#Mike Sillinger	60	8	6	14	54
Fredrik Sjostrom	57	7	6	13	22
David Tanabe	45	5	7	12	22
Krystofer Kolanos	41	4	6	10	24
Mike Johnson	11	1	9	10	10
Tyson Nash	69	3	5	8	110

PLAYER	GP	G	A	PTS	PIM
#Ossi Vaananen	67	2	4	6	87
Brad Ference	63	0	5	5	103
#Landon Wilson	35	1	3	4	16
*Derek Morris	14	0	4	4	2
Andrei Nazarov	33	1	2	3	125
*Ivan Novoseltsev	17	2	0	2	6
Erik Westrum	15	1	1	2	20
*Todd Reirden	7	0	2	2	4
#Sean Burke	32	0	2	2	8
*Michael Rupp	6	0	1	1	6
Bryan Helmer	17	0	1	1	10
Jason Jaspers	3	0	0	0	2
Goran Bezina	3	0	0	0	2
Zac Bierk	4	0	0	0	2
Jean-Marc Pelletier	4	0	0	0	0
*Brent Johnson	8	0	0	0	0
Mike Stutzel	9	0	0	0	0
Brian Boucher	40	0	0	0	2
Matthew Spiller	51	0	0	0	54

GOALTENDER	GP	MIN	GAA	W-L-T	SO	GA	SA	SV%
*Brent Johnson	8	486	2.59	1-6-1	0	21	243	.914
Brian Boucher	40	2364	2.74	10-19-10	5	108	1150	.906
#Sean Burke	32	1795	2.81	10-15-5	1	84	913	.908
Zac Bierk	4	190	3.79	0-1-2	0	12	108	.889
Jean-Marc Pelletier	4	175	4.11	1-1-0	0	12	84	.857

* - Acquired during season # - Relocated during season

#	DATE	H/R	OPPONENT	SCORE	RES	RECORD	PTS
1	OCT. 10		ST. LOUIS	2-1	W	1-0-0-0	2
2	OCT. 12	@	Anaheim	2-0	W	2-0-0-0	4
3	OCT. 15	@	Florida	2-1	W	3-0-0-0	6
4	OCT. 16	@	Tampa Bay	5-1	L	3-1-0-0	6
5	OCT. 18		PHILADELPHIA	5-4	L	3-2-0-0	6
6	OCT. 23		TORONTO	5-4	L	3-3-0-0	6
7	OCT. 25	@	San Jose	4-4	T	3-3-1-0	7
8	OCT. 26	@	Vancouver	3-3	T	3-3-2-0	8
9	OCT. 28		CHICAGO	2-2	T	3-3-3-0	9
10	OCT. 31		VANCOUVER	4-1	L	3-4-3-0	9
11	NOV. 1	@	Los Angeles	7-3	L	3-5-3-0	9
12	NOV. 6	@	Colorado	2-1	L	3-6-3-0	9
13	NOV. 8		ANAHEIM	4-3	W	4-6-3-0	11
14	NOV. 9	@	Anaheim	2-1	OL	4-6-3-1	12
15	NOV. 13		COLORADO	3-2	W	5-6-3-1	14
16	NOV. 14	@	Dallas	3-3	T	5-6-4-1	15
17	NOV. 16	@	Columbus	2-2	T	5-6-5-1	16
18	NOV. 19		ST. LOUIS	5-4	W	6-6-5-1	18
19	NOV. 21		SAN JOSE	5-0	L	6-7-5-1	18
20	NOV. 23	@	Atlanta	1-0	L	6-8-5-1	18
21	NOV. 24	@	Dallas	5-2	L	6-9-5-1	18
22	NOV. 27		LOS ANGELES	6-4	W	7-9-5-1	20
23	NOV. 30	@	Boston	3-3	T	7-9-6-1	21
24	DEC. 2	@	New Jersey	3-1	W	8-9-6-1	23
25	DEC. 4	@	Buffalo	3-2	W	9-9-6-1	25
26	DEC. 5	@	Philadelphia	3-2	L	9-10-6-1	25
27	DEC. 7	@	Chicago	2-2	T	9-10-7-1	26
28	DEC. 10		DALLAS	2-1	W	10-10-7-1	28
29	DEC. 12		EDMONTON	3-3	T	10-10-8-1	29
30	DEC. 15		MINNESOTA	5-2	L	10-11-8-1	29
31	DEC. 18	@	Los Angeles	4-4	T	10-11-9-1	30
32	DEC. 20	@	St. Louis	1-1	T	10-11-10-1	31
33	DEC. 22	@	Nashville	3-3	T	10-11-11-1	32
34	DEC. 23	@	Columbus	2-1	W	11-11-11-1	34
35	DEC. 27		NASHVILLE	3-1	L	11-12-11-1	34
36	DEC. 29		NY RANGERS	3-2	OL	11-12-11-2	35
37	DEC. 31		LOS ANGELES	4-0	W	12-12-11-2	37
38	JAN. 2	@	Dallas	6-0	W	13-12-11-2	39
39	JAN. 4	@	Carolina	3-0	W	14-12-11-2	41
40	JAN. 7	@	Washington	3-0	W	15-12-11-2	43
41	JAN. 9	@	Minnesota	2-0	W	16-12-11-2	45

#	DATE	H/R	OPPONENT	SCORE	RES	RECORD	PTS
42	JAN. 11		ATLANTA	1-1	T	16-12-12-2	46
43	JAN. 13		VANCOUVER	4-1	L	16-13-12-2	46
44	JAN. 15	@	Nashville	4-3	L	16-14-12-2	46
45	JAN. 16	@	Detroit	3-3	T	16-14-13-2	47
46	JAN. 21		SAN JOSE	4-2	L	16-15-13-2	47
47	JAN. 22	@	San Jose	2-1	W	17-15-13-2	49
48	JAN. 24		DETROIT	5-2	W	18-15-13-2	51
49	JAN. 27		CALGARY	2-1	L	18-16-13-2	51
50	JAN. 29		OTTAWA	4-1	L	18-17-13-2	51
51	JAN. 31		DALLAS	5-4	L	18-18-13-2	51
52	FEB. 2		COLUMBUS	3-3	T	18-18-14-2	52
53	FEB. 4		FLORIDA	5-4	OL	18-18-14-3	53
54	FEB. 5	@	San Jose	5-0	L	18-19-14-3	53
55	FEB. 11	@	Anaheim	5-3	L	18-20-14-3	53
56	FEB. 13		NY ISLANDERS	5-2	L	18-21-14-3	53
57	FEB. 14		DALLAS	3-2	W	19-21-14-3	55
58	FEB. 16	@	St. Louis	4-2	L	19-22-14-3	55
59	FEB. 18	@	Detroit	5-2	L	19-23-14-3	55
60	FEB. 20		COLUMBUS	3-2	W	20-23-14-3	57
61	FEB. 21		NASHVILLE	8-2	L	20-24-14-3	57
62	FEB. 23		ANAHEIM	1-1	T	20-24-15-3	58
63	FEB. 25		PITTSBURGH	4-3	OL	20-24-15-4	59
64	FEB. 27		EDMONTON	7-2	L	20-25-15-4	59
65	FEB. 29	@	Calgary	4-2	L	20-26-15-4	59
66	MAR. 2	@	Edmonton	5-4	OL	20-26-15-5	60
67	MAR. 5		MONTREAL	4-3	L	20-27-15-5	60
68	MAR. 7		MINNESOTA	1-1	T	20-27-16-5	61
69	MAR. 9	@	Los Angeles	3-2	L	20-28-16-5	61
70	MAR. 10		LOS ANGELES	3-1	L	20-29-16-5	61
71	MAR. 12		COLORADO	3-2	L	20-30-16-5	61
72	MAR. 14	@	Colorado	4-1	L	20-31-16-5	61
73	MAR. 16		ANAHEIM	3-2	OL	20-31-16-6	62
74	MAR. 18		DETROIT	1-1	T	20-31-17-6	63
75	MAR. 21	@	Chicago	2-2	T	20-31-18-6	64
76	MAR. 22	@	Minnesota	3-2	W	21-31-18-6	66
77	MAR. 24		CALGARY	4-0	L	21-32-18-6	66
78	MAR. 26		SAN JOSE	3-0	L	21-33-18-6	66
79	MAR. 28	@	Edmonton	4-2	L	21-34-18-6	66
80	MAR. 29	@	Vancouver	6-1	L	21-35-18-6	66
81	MAR. 31	@	Calgary	1-0	L	21-36-18-6	66
82	APR. 3		CHICAGO	2-1	W	22-36-18-6	68



38-39-5 (81 points), 5th Pacific Division

PLAYER	GP	G	A	PTS	PIM
Shane Doan	82	30	36	66	123
Mike Comrie	80	30	30	60	55
Ladislav Nagy	51	15	41	56	74
Mike Johnson	80	16	38	54	50
Paul Mara	78	15	32	47	70
*Geoff Sanderson	75	25	21	46	58
Keith Ballard	82	8	31	39	99
Derek Morris	53	6	21	27	54
Oleg Saprykin	67	11	14	25	50
Zbynek Michalek	82	9	15	24	62
*Steven Reinprecht	28	12	11	23	8
*Dave Scatchard	47	11	12	23	84
Fredrik Sjostrom	75	6	17	23	42
Boyd Devereaux	78	8	14	22	44
#Mike Leclerc	35	9	12	21	29
*# Jamie Lundmark	38	5	13	18	36
Mike Ricci	78	10	6	16	69
*Oleg Kvasha	15	4	7	11	6
#Petr Nedved	25	2	9	11	34
#Denis Gauthier	45	2	9	11	61
*Dennis Seidenberg	34	1	10	11	14
#Sean O'Donnell	57	1	7	8	121

PLAYER	GP	G	A	PTS	PIM
Tyson Nash	50	0	6	6	84
*Jamie Rivers	18	0	5	5	26
#David Tanabe	21	0	4	4	8
#Krystofer Kolanos	9	2	1	3	2
Bill Thomas	9	1	2	3	8
*Joel Perrault	5	1	1	2	2
Matt Jones	16	0	2	2	14
*Yanick Lehoux	3	1	0	1	2
*Josh Gratton	11	1	0	1	30
+Brett Hull	5	0	1	1	0
Matthew Spiller	8	0	1	1	13
Steve Gainey	20	0	1	1	20
Curtis Joseph	60	0	1	1	18
*Pascal Rheaume	1	0	0	0	0
#Michael Rupp	1	0	0	0	0
*Pavel Brendl	2	0	0	0	0
#*Jeff Taffe	2	0	0	0	0
*Philippe Sauve	5	0	0	0	0
*#Tim Jackman	8	0	0	0	21
David LeNeveu	15	0	0	0	0
#Brian Boucher	11	0	0	0	2

GOALTENDER	GP	MIN	GAA	W-L-T	SO	GA	SA	SV%
Curtis Joseph	60	3424	2.91	32-21-3	4	166	1690	.902
David LeNeveu	15	814	3.24	3-8-2	0	44	386	.886
#Brian Boucher	11	512	3.87	3-6-0	0	33	268	.877
*Philippe Sauve	5	187	5.45	0-4-0	0	17	128	.867

* - Acquired during season # - Relocated during season

#	DATE	H/R	OPPONENT	SCORE	RES	RECORD	PTS
1	OCT. 5	@	Vancouver	3-2	L	0-1-0	0
2	OCT. 6	@	Los Angeles	3-2	L	0-2-0	0
3	OCT. 8		MINNESOTA	2-1	W	1-2-0	2
4	OCT. 11	@	Dallas	3-2	L	1-3-0	2
5	OCT. 13		NASHVILLE	5-4	SOL	1-3-1	3
6	OCT. 15		DETROIT	2-0	L	1-4-1	3
7	OCT. 17	@	Calgary	2-0	W	2-4-1	5
8	OCT. 18	@	Edmonton	4-3	W	3-4-1	7
9	OCT. 20	@	Vancouver	3-2	L	3-5-1	7
10	OCT. 23	@	Anaheim	5-3	L	3-6-1	7
11	OCT. 25		ST. LOUIS	5-4	W	4-6-1	9
12	OCT. 27		CALGARY	3-2	W	5-6-1	11
13	OCT. 29		DALLAS	5-3	L	5-7-1	11
14	OCT. 30	@	Anaheim	3-2	L	5-8-1	11
15	NOV. 3		LOS ANGELES	4-0	W	6-8-1	13
16	NOV. 5	@	Detroit	4-1	W	7-8-1	15
17	NOV. 6	@	Chicago	2-1	OL	7-8-2	16
18	NOV. 8	@	Minnesota	4-2	W	8-8-2	18
19	NOV. 10		CALGARY	4-3	L	8-9-2	18
20	NOV. 12		ANAHEIM	2-1	W	9-9-2	20
21	NOV. 16		COLORADO	3-1	L	9-10-2	20
22	NOV. 19	@	San Jose	4-3	W	10-10-2	22
23	NOV. 20		COLUMBUS	5-1	W	11-10-2	24
24	NOV. 22		ANAHEIM	2-1	L	11-11-2	24
25	NOV. 25	@	Dallas	4-1	W	12-11-2	26
26	NOV. 26		VANCOUVER	2-1	W	13-11-2	28
27	NOV. 30	@	Anaheim	6-1	L	13-12-2	28
28	DEC. 3		CAROLINA	8-4	W	14-12-2	30
29	DEC. 5		ATLANTA	5-2	W	15-12-2	32
30	DEC. 11	@	Boston	2-1	W	16-12-2	34
31	DEC. 13	@	Montreal	5-2	L	16-13-2	34
32	DEC. 15		TAMPA BAY	3-1	L	16-14-2	34
33	DEC. 17	@	Los Angeles	4-1	L	16-15-2	34
34	DEC. 20		ST. LOUIS	5-4	L	16-16-2	34
35	DEC. 22		SAN JOSE	2-1	W	17-16-2	36
36	DEC. 23	@	Dallas	3-2	W	18-16-2	38
37	DEC. 26	@	Colorado	7-4	L	18-17-2	38
38	DEC. 28	@	San Jose	5-4	W	19-17-2	40
39	DEC. 29		LOS ANGELES	6-5	W	20-17-2	42
40	DEC. 31		COLORADO	5-2	L	20-18-2	42
41	JAN. 5	@	Los Angeles	4-0	L	20-19-2	42

#	DATE	H/R	OPPONENT	SCORE	RES	RECORD	PTS
42	JAN. 8		COLUMBUS	5-2	L	20-20-2	42
43	JAN. 10	@	Ottawa	7-2	L	20-21-2	42
44	JAN. 12	@	Buffalo	2-1	W	21-21-2	44
45	JAN. 14	@	Toronto	4-3	W	22-21-2	46
46	JAN. 16		WASHINGTON	6-1	L	22-22-2	46
47	JAN. 19		FLORIDA	6-3	W	23-22-2	48
48	JAN. 21		EDMONTON	4-3	W	24-22-2	50
49	JAN. 23	@	Dallas	4-1	L	24-23-2	50
50	JAN. 24	@	Minnesota	3-2	L	24-24-2	50
51	JAN. 26	@	St. Louis	5-3	W	25-24-2	52
52	JAN. 28		SAN JOSE	6-2	W	26-24-2	54
53	JAN. 29		EDMONTON	4-3	SOL	26-24-3	55
54	JAN. 31		VANCOUVER	7-4	L	26-25-3	55
55	FEB. 2		LOS ANGELES	2-1	W	27-25-3	57
56	FEB. 4		MINNESOTA	6-4	L	27-26-3	57
57	FEB. 7		CHICAGO	3-1	L	27-27-3	57
58	FEB. 9		DALLAS	5-1	L	27-28-3	57
59	FEB. 12		SAN JOSE	5-4	OL	27-28-4	58
60	MAR. 2		DALLAS	6-2	W	28-28-4	60
61	MAR. 4		DETROIT	7-3	L	28-29-4	60
62	MAR. 7	@	Detroit	5-2	W	29-29-4	62
63	MAR. 9	@	Columbus	5-4	L	29-30-4	62
64	MAR. 11		ANAHEIM	5-3	L	29-31-4	62
65	MAR. 12	@	Anaheim	5-2	L	29-32-4	62
66	MAR. 14	@	Los Angeles	6-2	W	30-32-4	64
67	MAR. 16	@	Nashville	2-0	L	30-33-4	64
68	MAR. 19	@	Chicago	3-2	W	31-33-4	66
69	MAR. 21	@	Columbus	5-2	W	32-33-4	68
70	MAR. 23		CHICAGO	4-3	W	33-33-4	70
71	MAR. 25		ANAHEIM	5-2	L	33-34-4	70
72	MAR. 28		NASHVILLE	5-3	W	34-34-4	72
73	MAR. 30	@	San Jose	5-2	W	35-34-4	74
74	APR. 1	@	San Jose	4-3	W	36-34-4	76
75	APR. 3	@	Edmonton	7-1	L	36-35-4	76
76	APR. 5	@	Calgary	5-2	L	36-36-4	76
77	APR. 8		DALLAS	3-2	SOL	36-36-5	77
78	APR. 10		SAN JOSE	3-2	L	36-37-5	77
79	APR. 11	@	Colorado	6-4	L	36-38-5	77
80	APR. 13		LOS ANGELES	3-0	W	37-38-5	79
81	APR. 15	@	Nashville	5-1	L	37-39-5	79
82	APR. 16	@	St. Louis	3-0	W	38-39-5	81



31-46-5 (67 points), 5th Pacific Division

PLAYER	GP	G	A	PTS	PIM
Shane Doan	73	27	28	55	73
# Ladislav Nagy	55	8	33	41	48
Owen Nolan	76	16	24	40	56
*# Yanic Perreault	49	19	14	33	30
Steven Reinprecht	49	9	24	33	28
Ed Jovanovski	54	11	18	29	63
Jeremy Roenick	70	11	17	28	32
Zbynek Michalek	82	4	24	28	34
Keith Ballard	69	5	22	27	59
Derek Morris	82	6	19	25	115
Michael Zigomanis	75	14	9	23	46
# Georges Laraque	56	5	17	22	52
# Mike Comrie	24	7	13	20	20
Travis Roche	50	6	13	19	22
Fredrik Sjostrom	78	9	9	18	48
Bill Thomas	24	8	6	14	2
Nick Boynton	59	2	9	11	138

PLAYER	GP	G	A	PTS	PIM
Patrick Fischer	27	4	6	10	24
* Mathias Tjarnqvist	26	5	4	9	2
* Niko Kapanen	19	2	7	9	8
Dave Scatchard	46	3	5	8	72
* Kevyn Adams	33	1	7	8	8
* Daniel Carcillo	18	4	3	7	74
Matt Jones	45	1	6	7	39
Jeff Taffe	17	4	2	6	2
Yanick Lehoux	7	1	2	3	4
*# Joel Perrault	21	1	2	3	14
Don MacLean	9	1	1	2	0
Enver Lisin	17	1	1	2	16
Josh Gratton	52	1	1	2	188
# Dennis Seidenberg	32	1	1	2	16
Keith Yandle	7	0	2	2	8
* Brendan Bell	14	0	2	2	8
Mike Ricci	7	0	1	1	4

GOALTENDER	GP	MIN	GAA	W-L-T	SO	GA	SA	SV%
Curtis Joseph	55	2993	3.19	18-31-2	4	159	1481	.893
*Mikael Tellqvist	30	1591	3.39	11-11-3	2	90	780	.885
David LeNeveu	6	233	3.86	2-1-0	0	15	142	.894
Michael Morrison	4	127	6.14	0-3-0	0	13	62	.790

* - Acquired during season # - Relocated during season

#	DATE	H/R	OPPONENT	SCORE	RES	RECORD	PTS	#	DATE	H/R	OPPONENT	SCORE	RES	RECORD	PTS
1	OCT. 5		NY ISLANDERS	6-3	W	1-0-0	2	42	JAN. 9	@	DALLAS	5-2	W	20-20-2	42
2	OCT. 7		ANAHEIM	2-1	L	1-1-0	2	43	JAN. 11		DETROIT	5-1	L	20-21-2	42
3	OCT. 9	@	COLUMBUS	5-1	L	1-2-0	2	44	JAN. 13		SAN JOSE	4-1	L	20-22-2	42
4	OCT. 11	@	DETROIT	9-2	L	1-3-0	2	45	JAN. 15		ST. LOUIS	5-4	W	21-22-2	44
5	OCT. 14	@	NASHVILLE	4-1	L	1-4-0	2	46	JAN. 17	@	COLORADO	4-3	L	21-23-2	44
6	OCT. 17	@	ST. LOUIS	5-2	W	2-4-0	4	47	JAN. 18	@	SAN JOSE	5-2	L	21-24-2	44
7	OCT. 19		LOS ANGELES	4-0	L	2-5-0	4	48	JAN. 20	@	LOS ANGELES	3-2	W	22-24-2	46
8	OCT. 21		DALLAS	4-0	L	2-6-0	4	49	JAN. 26	@	COLORADO	5-4	W	23-24-2	48
9	OCT. 23	@	EDMONTON	5-2	L	2-7-0	4	50	JAN. 27		PITTSBURGH	7-2	L	23-25-2	48
10	OCT. 24	@	CALGARY	6-1	L	2-8-0	4	51	JAN. 31	@	ANAHEIM	2-1	L	23-26-2	48
11	OCT. 26		EDMONTON	6-2	W	3-8-0	6	52	FEB. 1		NASHVILLE	3-2	W	24-26-2	50
12	OCT. 28		NY RANGERS	7-3	L	3-9-0	6	53	FEB. 3		MINNESOTA	1-0	L	24-27-2	50
13	NOV. 3	@	ANAHEIM	6-2	L	3-10-0	6	54	FEB. 6	@	COLUMBUS	3-0	W	25-27-2	52
14	NOV. 4		LOS ANGELES	6-4	W	4-10-0	8	55	FEB. 7	@	DETROIT	4-2	L	25-28-2	52
15	NOV. 9		DALLAS	1-0	L	4-11-0	8	56	FEB. 10	@	FLORIDA	5-2	L	25-29-2	52
16	NOV. 11		SAN JOSE	2-1	L	4-12-0	8	57	FEB. 13	@	TAMPA BAY	5-3	L	25-30-2	52
17	NOV. 14		MINNESOTA	4-3	W	5-12-0	10	58	FEB. 15		ANAHEIM	5-4	OL	25-30-3	53
18	NOV. 16		CHICAGO	3-2	W	6-12-0	12	59	FEB. 17		DETROIT	4-1	L	25-31-3	53
19	NOV. 18	@	LOS ANGELES	5-3	L	6-13-0	12	60	FEB. 19	@	NASHVILLE	4-1	L	25-32-3	53
20	NOV. 19	@	ANAHEIM	6-4	L	6-14-0	12	61	FEB. 22		CALGARY	3-2	W	26-32-3	55
21	NOV. 22		NEW JERSEY	3-1	W	7-14-0	14	62	FEB. 26	@	CALGARY	5-2	L	26-33-3	55
22	NOV. 24	@	MINNESOTA	4-0	L	7-15-0	14	63	FEB. 27	@	EDMONTON	3-0	W	27-33-3	57
23	NOV. 25	@	ST. LOUIS	2-1	W	8-15-0	16	64	MAR. 1	@	VANCOUVER	4-3	L	27-34-3	57
24	NOV. 30		LOS ANGELES	7-4	W	9-15-0	18	65	MAR. 3		COLUMBUS	4-3	L	27-35-3	57
25	DEC. 4		NASHVILLE	3-2	W	10-15-0	20	66	MAR. 7	@	ANAHEIM	2-1	L	27-36-3	57
26	DEC. 6	@	DALLAS	3-0	L	10-16-0	20	67	MAR. 8		VANCOUVER	4-2	L	27-37-3	57
27	DEC. 7	@	CHICAGO	2-1	W	11-16-0	22	68	MAR. 10		CHICAGO	7-5	L	27-38-3	57
28	DEC. 9		DALLAS	4-3	OL	11-16-1	23	69	MAR. 12		PHILADELPHIA	4-0	W	28-38-3	59
29	DEC. 11	@	SAN JOSE	4-0	L	11-17-1	23	70	MAR. 15		SAN JOSE	5-1	L	28-39-3	59
30	DEC. 12	@	VANCOUVER	5-2	L	11-18-1	23	71	MAR. 17		COLORADO	6-3	L	28-40-3	59
31	DEC. 14		COLUMBUS	5-4	W	12-18-1	25	72	MAR. 18	@	DALLAS	5-4	OL	28-40-4	60
32	DEC. 16		CALGARY	6-3	L	12-19-1	25	73	MAR. 20	@	MINNESOTA	3-2	L	28-41-4	60
33	DEC. 21		EDMONTON	3-2	L	12-20-1	25	74	MAR. 22		ANAHEIM	2-1	W	29-41-4	62
34	DEC. 23		ANAHEIM	2-0	W	13-20-1	27	75	MAR. 24		DALLAS	4-3	OL	29-41-5	63
35	DEC. 26	@	LOS ANGELES	4-3	OL	13-20-2	28	76	MAR. 27	@	DALLAS	6-0	L	29-42-5	63
36	DEC. 28	@	SAN JOSE	3-2	W	14-20-2	30	77	MAR. 29		COLORADO	4-3	L	29-43-5	63
37	DEC. 30		SAN JOSE	8-0	W	15-20-2	32	78	MAR. 30	@	SAN JOSE	4-2	L	29-44-5	63
38	JAN. 1	@	WASHINGTON	3-2	W	16-20-2	34	79	APR. 3		ST. LOUIS	5-2	L	29-45-5	63
39	JAN. 4	@	CAROLINA	2-0	W	17-20-2	36	80	APR. 5		LOS ANGELES	3-2	W	30-45-5	65
40	JAN. 5	@	ATLANTA	5-4	W	18-20-2	38	81	APR. 7	@	LOS ANGELES	3-2	L	30-46-5	65
41	JAN. 7	@	CHICAGO	4-2	W	19-20-2	40	82	APR. 8		VANCOUVER	3-1	W	31-46-5	67



38-37-7 (83 points), 4th Pacific Division

PLAYER	GP	G	A	PTS	PIM
Shane Doan	80	28	50	78	59
Radim Vrbata	76	27	29	56	14
Peter Mueller	81	22	32	54	32
Ed Jovanovski	80	12	39	51	73
Steven Reinprecht	81	16	30	46	26
Martin Hanzal	72	8	27	35	28
Niko Kapanen	79	10	18	28	34
Daniel Winnik	79	11	15	26	25
Derek Morris	82	8	17	25	83
Daniel Carcillo	57	13	11	24	324
Keith Ballard	82	6	15	21	85
#Fredrik Sjostrom	51	10	9	19	14
Joel Perrault	49	7	10	17	48
Zbynek Michalek	75	4	13	17	34
Mike York	63	6	8	14	4

PLAYER	GP	G	A	PTS	PIM
Keith Yandle	43	5	7	12	14
Nick Boynton	79	3	9	12	125
Mathias Tjanqvist	78	4	7	11	34
Craig Weller	59	3	8	11	80
Enver Lisin	13	4	1	5	6
Mike Zigomanis	33	2	1	3	6
Matt Jones	45	0	2	2	10
Kyle Turris	3	0	1	1	2
Matt Murley	3	0	1	1	0
*Marcel Hossa	14	0	0	0	4
Bill Thomas	7	0	0	0	0
Brendan Bell	2	0	0	0	0
Pete Vandermeer	2	0	0	0	0
Ryan Caldwell	2	0	0	0	2
Josh Gratton	1	0	0	0	5

GOALTENDER	GP	MIN	GAA	W-L-T	SO	GA	SA	SV%
*Ilya Bryzgalov	55	3167	2.43	26-22-5	3	128	1621	.921
Mikael Tellqvist	22	1224	2.75	9-8-2	2	56	607	.908
#Alex Auld	9	509	3.54	3-6-0	1	30	249	.880
David Aebischer	1	60	3.00	0-1-0	0	3	33	.909

* - Acquired during season # - Relocated during season

#	DATE	H/R	OPPONENT	SCORE	RES	RECORD	PTS
1	OCT. 4		ST. LOUIS	3-2	W	1-0-0	2
2	OCT. 6		BOSTON	3-1	L	1-1-0	2
3	OCT. 10	@	COLUMBUS	3-0	L	1-2-0	2
4	OCT. 11	@	NASHVILLE	6-3	W	2-2-0	4
5	OCT. 13		MINNESOTA	3-2	L	2-3-0	4
6	OCT. 18		EDMONTON	4-2	L	2-4-0	4
7	OCT. 20		DETROIT	5-2	L	2-5-0	4
8	OCT. 25	@	ANAHEIM	1-0	W	3-5-0	6
9	OCT. 27		DALLAS	5-3	L	3-6-0	6
10	OCT. 30	@	ST. LOUIS	2-1	W	4-6-0	8
11	NOV. 2	@	DALLAS	5-0	W	5-6-0	10
12	NOV. 3		ANAHEIM	5-2	L	5-7-0	10
13	NOV. 7	@	ANAHEIM	6-5	W	6-7-0	12
14	NOV. 8		DALLAS	5-2	W	7-7-0	14
15	NOV. 10	@	SAN JOSE	4-1	L	7-8-0	14
16	NOV. 12	@	SAN JOSE	5-0	L	7-9-0	14
17	NOV. 15		SAN JOSE	6-0	L	7-10-0	14
18	NOV. 17	@	LOS ANGELES	1-0	W	8-10-0	16
19	NOV. 21		LOS ANGELES	4-1	W	9-10-0	18
20	NOV. 23	@	ANAHEIM	4-3	W	10-10-0	20
21	NOV. 24		TORONTO	5-1	W	11-10-0	22
22	NOV. 28	@	MINNESOTA	3-1	L	11-11-0	22
23	NOV. 30	@	CHICAGO	6-1	L	11-12-0	22
24	DEC. 1	@	DETROIT	3-2	L	11-13-0	22
25	DEC. 3	@	PITTSBURGH	3-1	L	11-14-0	22
26	DEC. 5		LOS ANGELES	4-1	W	12-14-0	24
27	DEC. 7		SAN JOSE	1-0	L	12-15-0	24
28	DEC. 8	@	LOS ANGELES	4-2	W	13-15-0	26
29	DEC. 13	@	NY ISLANDERS	3-2	L	13-16-0	26
30	DEC. 15	@	NEW JERSEY	4-1	W	14-16-0	28
31	DEC. 16	@	NY RANGERS	5-1	W	15-16-0	30
32	DEC. 18	@	PHILADELPHIA	3-2	W	16-16-0	32
33	DEC. 20	@	SAN JOSE	3-2	W	17-16-0	34
34	DEC. 22		VANCOUVER	2-1	OL	17-16-1	35
35	DEC. 27		MINNESOTA	3-2	L	17-17-1	35
36	DEC. 29		DETROIT	4-2	L	17-18-1	35
37	DEC. 31		COLORADO	4-3	W	18-18-1	37
38	JAN. 2	@	COLORADO	5-2	W	19-18-1	39
39	JAN. 3		CHICAGO	4-2	W	20-18-1	41
40	JAN. 5		ANAHEIM	3-2	W	21-18-1	43
41	JAN. 8	@	CALGARY	3-1	W	22-18-1	45

#	DATE	H/R	OPPONENT	SCORE	RES	RECORD	PTS
42	JAN. 10	@	EDMONTON	5-2	L	22-19-1	45
43	JAN. 11	@	VANCOUVER	4-3	W	23-19-1	47
44	JAN. 13	@	MINNESOTA	4-1	L	23-20-1	47
45	JAN. 15		SAN JOSE	5-3	W	24-20-1	49
46	JAN. 17		COLUMBUS	4-3	L	24-21-1	49
47	JAN. 19		CHICAGO	2-1	OL	24-21-2	50
48	JAN. 21		BUFFALO	6-2	W	25-21-2	52
49	JAN. 24		NASHVILLE	4-3	W	26-21-2	54
50	JAN. 29	@	COLUMBUS	4-2	W	27-21-2	56
51	JAN. 30	@	DETROIT	3-2	L	27-22-2	56
52	FEB. 2	@	NASHVILLE	3-2	OL	27-22-3	57
53	FEB. 4	@	COLORADO	4-3	W	28-22-3	59
54	FEB. 5	@	CALGARY	4-3	OL	28-22-4	60
55	FEB. 7		COLUMBUS	2-1	L	28-23-4	60
56	FEB. 10		NASHVILLE	6-3	L	28-24-4	60
57	FEB. 11	@	DALLAS	2-1	L	28-25-4	60
58	FEB. 14		DALLAS	5-2	W	29-25-4	62
59	FEB. 16		LOS ANGELES	4-3	W	30-25-4	64
60	FEB. 18	@	LOS ANGELES	4-0	W	31-25-4	66
61	FEB. 19		CALGARY	4-1	L	31-26-4	66
62	FEB. 22		COLORADO	3-2	OL	31-26-5	67
63	FEB. 24		ST. LOUIS	2-0	W	32-26-5	69
64	FEB. 27	@	CHICAGO	1-0	L	32-27-5	69
65	FEB. 28	@	ST. LOUIS	2-1	W	33-27-5	71
66	MAR. 1		CALGARY	3-1	L	33-28-5	71
67	MAR. 5	@	DALLAS	2-1	W	34-28-5	73
68	MAR. 6		MONTREAL	4-2	L	34-29-5	73
69	MAR. 8		OTTAWA	4-2	L	34-30-5	73
70	MAR. 11		ANAHEIM	3-2	W	35-30-5	75
71	MAR. 13		VANCOUVER	2-0	W	36-30-5	77
72	MAR. 15		EDMONTON	5-2	L	36-31-5	77
73	MAR. 17	@	VANCOUVER	3-1	L	36-32-5	77
74	MAR. 18	@	EDMONTON	8-4	L	36-33-5	77
75	MAR. 20		LOS ANGELES	6-5	OL	36-33-6	78
76	MAR. 22		ANAHEIM	2-1	L	36-34-6	78
77	MAR. 25		SAN JOSE	5-4	W	37-34-6	80
78	MAR. 27	@	LOS ANGELES	4-0	L	37-35-6	80
79	MAR. 30	@	SAN JOSE	3-1	L	37-36-6	80
80	APR. 3		DALLAS	4-2	L	37-37-6	80
81	APR. 4	@	DALLAS	4-2	W	38-37-6	82
82	APR. 6	@	ANAHEIM	3-2	OL	38-37-7	83



36-39-7 (79 points), 4th Pacific Division

PLAYER	GP	G	A	PTS	PIM
Shane Doan	82	31	42	73	72
#Olli Jokinen	57	21	21	42	49
Steven Reinprecht	73	14	27	41	20
Ed Jovanovski	82	9	27	36	106
Peter Mueller	72	13	23	36	24
Martin Hanzal	74	11	20	31	40
Keith Yandle	69	4	26	30	37
Mikkel Boedker	78	11	17	28	18
Zbynek Michalek	82	6	21	27	28
Enver Lisin	48	13	8	21	24
*Joakim Lindstrom	44	9	11	20	28
Kyle Turris	63	8	12	20	21
*Matthew Lombardi	19	5	11	16	14
Viktor Tikhonov	61	8	8	16	20
Todd Fedoruk	72	6	7	13	72
*Scottie Upshall	19	8	5	13	26
#Derek Morris	57	5	7	12	24

PLAYER	GP	G	A	PTS	PIM
*Ken Klee	68	1	10	11	24
*Petr Prucha	19	2	8	10	6
#Daniel Carcillo	54	3	7	10	174
Kevin Porter	34	5	5	10	4
David Hale	48	3	6	9	36
Kurt Sauer	68	1	6	7	36
Daniel Winnik	49	3	4	7	63
*Dmitri Kalinin	15	1	3	4	6
Steven Goertzen	16	2	2	4	24
Joel Perrault	7	2	1	3	4
*Nigel Dawes	12	0	2	2	0
*Brandon Prust	11	0	1	1	29
Jeff Hoggan	4	0	1	1	7
David Schlemko	3	0	1	1	0
Brian McGrattan	5	0	0	0	22
Garth Murray	10	0	0	0	12
*Alexander Nikulin	1	0	0	0	0

GOALTENDER	GP	MIN	GAA	W-L-T	SO	GA	SA	SV%
Ilya Bryzgalov	65	3759	2.98	26-31-6	3	187	1994	.906
#Mikael Tellqvist	15	798	2.86	7-5-1	0	38	408	.907
Al Montoya	5	259	2.08	3-1-0	1	9	120	.925
Josh Tordjman	2	118	4.07	0-2-0	0	8	62	.871

* - Acquired during season # - Relocated during season

#	DATE	H/R	OPPONENT	SCORE	RES	RECORD	PTS	#	DATE	H/R	OPPONENT	SCORE	RES	RECORD	PTS
1	OCT. 11		COLUMBUS	3-1	W	1-0-0	2	42	JAN. 8		TAMPA BAY	3-2	W	20-17-5	45
2	OCT. 12	@	Anaheim	4-2	W	2-0-0	4	43	JAN. 10		DALLAS	1-0	W	21-17-5	47
3	OCT. 15	@	Chicago	4-1	L	2-1-0	4	44	JAN. 13	@	Minnesota	6-3	L	21-18-5	47
4	OCT. 17	@	Ottawa	6-3	L	2-2-0	4	45	JAN. 15	@	Vancouver	4-1	W	22-18-5	49
5	OCT. 18	@	Montreal	4-1	L	2-3-0	4	46	JAN. 17	@	Calgary	4-3	W	23-18-5	51
6	OCT. 23		WASHINGTON	2-1	W	3-3-0	6	47	JAN. 18	@	Edmonton	6-3	L	23-19-5	51
7	OCT. 25		CALGARY	4-1	L	3-4-0	6	48	JAN. 20		DETROIT	6-3	W	24-19-5	53
8	OCT. 30		PITTSBURGH	4-1	W	4-4-0	8	49	JAN. 27		ANAHEIM	7-3	L	24-20-5	53
9	NOV. 1		MINNESOTA	3-2	L	4-5-0	8	50	JAN. 29	@	San Jose	2-0	L	24-21-5	53
10	NOV. 4	@	Calgary	4-2	W	5-5-0	10	51	JAN. 31		BUFFALO	2-0	L	24-22-5	53
11	NOV. 6	@	Vancouver	1-0	L	5-6-0	10	52	FEB. 3	@	Nashville	2-1	L	24-23-5	53
12	NOV. 8		FLORIDA	4-1	W	6-6-0	12	53	FEB. 4	@	Detroit	5-4	L	24-24-5	53
13	NOV. 9		SAN JOSE	4-2	W	7-6-0	14	54	FEB. 7		CAROLINA	7-2	L	24-25-5	53
14	NOV. 12	@	Columbus	5-2	W	8-6-0	16	55	FEB. 11	@	Dallas	1-0	W	25-25-5	55
15	NOV. 13	@	Minnesota	4-0	L	8-7-0	16	56	FEB. 12		VANCOUVER	4-3	L	25-26-5	55
16	NOV. 15		Dallas	3-2	L	8-8-0	16	57	FEB. 14		CALGARY	7-5	L	25-27-5	55
17	NOV. 18		CHICAGO	3-2	OL	8-8-1	17	58	FEB. 16		EDMONTON	3-1	L	25-28-5	55
18	NOV. 21	@	Carolina	5-2	L	8-9-1	17	59	FEB. 19		ATLANTA	4-3	W	26-28-5	57
19	NOV. 22	@	Philadelphia	4-3	OL	8-9-2	18	60	FEB. 21	@	Los Angeles	6-3	W	27-28-5	59
20	NOV. 24	@	NY Rangers	4-1	L	8-10-2	18	61	FEB. 24	@	St. Louis	2-1	L	27-29-5	59
21	NOV. 26	@	Columbus	3-2	W	9-10-2	20	62	FEB. 26	@	Nashville	4-1	L	27-30-5	59
22	NOV. 28		COLORADO	2-1	W	10-10-2	22	63	FEB. 28		ST. LOUIS	3-1	L	27-31-5	59
23	NOV. 29		SAN JOSE	3-2	L	10-11-2	22	64	MAR. 5	@	Boston	2-1	W	28-31-5	61
24	DEC. 2		LOS ANGELES	4-2	W	11-11-2	24	65	MAR. 6	@	Buffalo	5-1	L	28-32-5	61
25	DEC. 4		TORONTO	6-3	W	12-11-2	26	66	MAR. 8	@	NY Islanders	3-2	L	28-33-5	61
26	DEC. 6	@	St. Louis	4-3	L	12-12-2	26	67	MAR. 10	@	Detroit	3-2	OL	28-33-6	62
27	DEC. 7	@	Chicago	7-1	L	12-13-2	26	68	MAR. 12	@	New Jersey	5-2	L	28-34-6	62
28	DEC. 10	@	Dallas	5-3	W	13-13-2	28	69	MAR. 14		NASHVILLE	2-0	L	28-35-6	62
29	DEC. 11		MINNESOTA	3-1	W	14-13-2	30	70	MAR. 17		SAN JOSE	4-3	W	29-35-6	64
30	DEC. 13		DETROIT	5-4	OL	14-13-3	31	71	MAR. 19		ANAHEIM	3-2	OL	29-35-7	65
31	DEC. 16	@	Dallas	2-1	OL	14-13-4	32	72	MAR. 21		VANCOUVER	5-1	W	30-35-7	67
32	DEC. 18		NASHVILLE	2-1	W	15-13-4	34	73	MAR. 22	@	Anaheim	6-2	L	30-36-7	67
33	DEC. 20		COLUMBUS	2-0	W	16-13-4	36	74	MAR. 16		EDMONTON	3-2	W	31-36-7	69
34	DEC. 22	@	Edmonton	4-2	L	16-14-4	36	75	MAR. 28	@	San Jose	3-2	L	31-37-7	69
35	DEC. 23	@	Colorado	5-4	OL	16-14-5	37	76	MAR. 30		DALLAS	6-5	W	32-37-7	71
36	DEC. 26	@	Los Angeles	2-1	W	17-14-5	39	77	APR. 1	@	Colorado	3-0	W	33-37-7	73
37	DEC. 27		LOS ANGELES	4-0	L	17-15-5	39	78	APR. 2		LOS ANGELES	2-1	W	34-37-7	75
38	DEC. 31		COLORADO	3-1	W	18-15-5	41	79	APR. 4	@	Los Angeles	6-1	L	34-38-7	75
39	JAN. 2		NY ISLANDERS	5-4	W	19-15-5	43	80	APR. 7		ST. LOUIS	5-1	L	34-39-7	75
40	JAN. 4	@	Anaheim	2-0	L	19-16-5	43	81	APR. 9	@	San Jose	4-1	W	35-39-7	77
41	JAN. 6		CHICAGO	6-0	L	19-17-5	43	82	APR. 11		ANAHEIM	5-4	W	36-39-7	79



50-25-7 (107 points), 2nd Pacific Division

PLAYER	GP	G	A	PTS	PIM
Shane Doan	82	18	37	55	41
Matthew Lombardi	78	19	34	53	36
Radim Vrbata	82	24	19	43	24
Keith Yandle	82	12	29	41	45
Ed Jovanovski	66	10	24	34	55
Martin Hanzal	81	11	22	33	104
Scottie Upshall	49	18	14	32	50
Vernon Fiddler	76	8	22	30	46
Robert Lang	64	9	20	29	28
Adrian Aucoin	82	8	20	28	56
Taylor Pyatt	74	12	11	23	39
Petr Prucha	79	13	9	22	23
Daniel Winnik	74	4	15	19	12
*Lee Stempniak	18	14	4	18	8
*Wojtek Wolski	18	6	12	18	6

PLAYER	GP	G	A	PTS	PIM
#Peter Mueller	54	4	13	17	8
Zbynek Michalek	72	3	14	17	30
Jim Vandermeer	62	4	8	12	60
Lauri Korpikoski	71	5	6	11	16
Sami Lepisto	66	1	10	11	60
Paul Bissonnette	41	3	2	5	117
David Schlemko	17	1	4	5	8
*Derek Morris	18	1	3	4	11
*Mathieu Schneider	8	0	4	4	4
Mikkel Boedker	14	1	2	3	0
*#Anders Eriksson	12	0	3	3	2
*Petteri Nokelainen	17	1	1	2	6
Shaun Heshka	8	0	2	2	4
Joel Perrault	2	1	0	1	0
#Kevin Porter	4	0	0	0	0

GOALTENDER	GP	MIN	GAA	W-L-T	SO	GA	SA	SV%
Ilya Bryzgalov	69	4084	2.29	42-20-6	8	156	1961	.920
Jason LaBarbera	17	927	2.13	8-5-1	0	33	927	.928

* - Acquired during season # - Relocated during season

RECORDS

#	DATE	H/R	OPPONENT	SCORE	RES	RECORD	PTS	#	DATE	H/R	OPPONENT	SCORE	RES	RECORD	PTS
1	OCT. 3	@	Los Angeles	6-3	W	1-0-0	2	42	DEC. 31		SAN JOSE	3-2	OL	25-13-4	54
2	OCT. 7	@	Pittsburgh	3-0	W	2-0-0	4	43	JAN. 2		DETROIT	4-1	L	25-14-4	54
3	OCT. 8	@	Buffalo	2-1	L	2-1-0	4	44	JAN. 5	@	Edmonton	5-4	W	26-14-4	56
4	OCT. 10		COLUMBUS	2-0	L	2-2-0	4	45	JAN. 7	@	Vancouver	4-0	L	26-15-4	56
5	OCT. 12	@	San Jose	1-0	W	3-2-0	6	46	JAN. 9		NY ISLANDERS	5-4	OL	26-15-5	57
6	OCT. 15		ST. LOUIS	3-2	W	4-2-0	8	47	JAN. 12		SAN JOSE	3-1	L	26-16-5	57
7	OCT. 17		BOSTON	4-1	W	5-2-0	10	48	JAN. 14		NEW JERSEY	4-3	W	27-16-5	59
8	OCT. 22		DETROIT	3-2	W	6-2-0	12	49	JAN. 16		MINNESOTA	6-4	W	28-16-5	61
9	OCT. 24		LOS ANGELES	5-3	L	6-3-0	12	50	JAN. 18		BUFFALO	7-2	L	28-17-5	61
10	OCT. 26	@	NY Rangers	5-2	L	6-4-0	12	51	JAN. 21		NASHVILLE	4-2	W	29-17-5	63
11	OCT. 28	@	Columbus	4-1	W	7-4-0	14	52	JAN. 23	@	Washington	4-2	L	29-18-5	63
12	OCT. 29	@	St. Louis	2-0	W	8-4-0	16	53	JAN. 26	@	Detroit	5-4	W	30-18-5	65
13	OCT. 31		ANAHEIM	3-2	W	9-4-0	18	54	JAN. 28		CALGARY	3-2	W	31-18-5	67
14	NOV. 2		LOS ANGELES	5-3	L	9-5-0	18	55	JAN. 30		NY RANGERS	3-2	W	32-18-5	69
15	NOV. 4	@	Colorado	4-1	L	9-6-0	18	56	JAN. 31	@	Dallas	4-2	W	33-18-5	71
16	NOV. 5		CHICAGO	3-1	W	10-6-0	20	57	FEB. 2	@	Nashville	1-0	W	34-18-5	73
17	NOV. 7	@	Anaheim	4-3	L	10-7-0	20	58	FEB. 5	@	Chicago	2-1	W	35-18-5	75
18	NOV. 12		MONTREAL	4-2	L	10-8-0	20	59	FEB. 6	@	Dallas	4-0	L	35-19-5	75
19	NOV. 14		DALLAS	3-2	W	11-8-0	22	60	FEB. 8		EDMONTON	6-1	W	36-19-5	77
20	NOV. 16		TAMPA BAY	4-1	L	11-9-0	22	61	FEB. 10	@	Minnesota	3-2	W	37-19-5	79
21	NOV. 18	@	Minnesota	3-2	W	12-9-0	24	62	FEB. 12	@	Colorado	2-1	L	37-20-5	79
22	NOV. 19	@	St. Louis	3-2	OL	12-9-1	25	63	FEB. 13		DALLAS	3-0	L	37-21-5	79
23	NOV. 21		PHILADELPHIA	3-1	W	13-9-1	27	64	MAR. 2		ST. LOUIS	5-2	L	37-22-5	79
24	NOV. 23	@	Edmonton	4-0	L	13-10-1	27	65	MAR. 4		COLORADO	3-1	W	38-22-5	81
25	NOV. 25	@	Calgary	2-1	L	13-11-1	27	66	MAR. 6		ANAHEIM	4-0	W	39-22-5	83
26	NOV. 27		DALLAS	5-2	W	14-11-1	29	67	MAR. 10		VANCOUVER	4-3	W	40-22-5	85
27	NOV. 29	@	Anaheim	3-2	W	15-11-1	31	68	MAR. 13	@	Carolina	4-0	W	41-22-5	87
28	DEC. 3		CALGARY	2-1	W	16-11-1	33	69	MAR. 14	@	Atlanta	3-2	W	42-22-5	89
29	DEC. 5		OTTAWA	3-2	W	17-11-1	35	70	MAR. 16	@	Tampa Bay	2-1	W	43-22-5	91
30	DEC. 7		MINNESOTA	2-0	W	18-11-1	37	71	MAR. 18	@	Florida	4-3	W	44-22-5	93
31	DEC. 10	@	Los Angeles	3-2	OL	18-11-2	38	72	MAR. 20		CHICAGO	5-4	W	45-22-5	95
32	DEC. 12		SAN JOSE	2-1	W	19-11-2	40	73	MAR. 21	@	Dallas	3-2	W	46-22-5	97
33	DEC. 14	@	Detroit	3-2	L	19-12-2	40	74	MAR. 23	@	Chicago	2-0	L	46-23-5	97
34	DEC. 16	@	Toronto	6-3	W	20-12-2	42	75	MAR. 25	@	Nashville	4-3	OL	46-23-6	98
35	DEC. 17	@	Columbus	2-1	W	21-12-2	44	76	MAR. 27		COLORADO	6-2	W	47-23-6	100
36	DEC. 19	@	Anaheim	4-2	L	21-13-2	44	77	MAR. 30	@	Vancouver	4-1	L	47-24-6	100
37	DEC. 21		COLUMBUS	5-2	W	22-13-2	46	78	MAR. 31	@	Calgary	2-1	L	47-25-6	100
38	DEC. 23		ANAHEIM	4-0	W	23-13-2	48	79	APR. 3		EDMONTON	3-2	W	48-25-6	102
39	DEC. 26		LOS ANGELES	3-2	W	24-13-2	50	80	APR. 7		NASHVILLE	5-2	W	49-25-6	104
40	DEC. 28	@	San Jose	3-2	OL	24-13-3	51	81	APR. 8	@	Los Angeles	3-2	W	50-25-6	106
41	DEC. 29		VANCOUVER	3-2	W	25-13-3	53	82	APR. 10	@	San Jose	3-2	OL	50-25-7	107



43-26-13 (99 points), 3rd Pacific Division

PLAYER	GP	G	A	PTS	PIM
Shane Doan	72	20	40	60	67
Keith Yandle	82	11	48	59	68
Ray Whitney	75	17	40	57	24
Radim Vrbata	79	19	29	48	20
Lauri Korpikoski	79	19	21	40	20
Eric Belanger	82	13	27	40	36
Lee Stempniak	82	19	19	38	19
Taylor Pyatt	76	18	13	31	27
#Scottie Upshall	61	16	11	27	42
Martin Hanzal	61	16	10	26	54
Kyle Turris	65	11	14	25	16
Vernon Fiddler	71	6	16	22	46
Adrian Aucoin	75	3	19	22	52
#Wojtek Wolski	36	6	10	16	10
Derek Morris	77	5	11	16	58

PLAYER	GP	G	A	PTS	PIM
Ed Jovanovski	50	5	9	14	39
David Schlemko	43	4	10	14	24
Mikkel Boedker	34	4	10	14	8
#Sami Lepisto	51	4	7	11	37
Oliver Ekman-Larsson	48	1	10	11	24
*Michal Rozsival	33	3	3	6	20
Andrew Ebbett	33	2	3	5	4
Brett MacLean	13	2	1	3	2
Paul Bissonnette	48	1	0	1	71
*Rostislav Klesla	16	1	0	1	12
Nolan Yonkman	16	0	1	1	39
#Petr Prucha	11	0	1	1	4
Chris Summers	2	0	0	0	4
Ryan Hollweg	3	0	0	0	0
Garrett Stafford	2	0	0	0	0

GOALTENDER	GP	MIN	GAA	W-L-T	SO	GA	SA	SV%
Ilya Bryzgalov	68	4059	2.48	36-20-10	7	168	2125	.921
Jason LaBarbera	17	882	3.26	7-6-3	2	48	529	.909
Matt Climie	1	32	1.88	0-0-0	0	1	16	.938

* - Acquired during season # - Relocated during season

#	DATE	H/R	OPPONENT	SCORE	RES	RECORD	PTS	#	DATE	H/R	OPPONENT	SCORE	RES	RECORD	PTS
1	OCT. 9	@	Boston	5-2	W	1-0-0	2	42	JAN. 10	@	St. Louis	4-3	W	20-13-9	49
2	OCT. 10		BOSTON	3-0	L	1-1-0	2	43	JAN. 11	@	Columbus	4-3	W	21-13-9	51
3	OCT. 16		DETROIT	2-1	OL	1-1-1	3	44	JAN. 13		TORONTO	5-1	W	22-13-9	53
4	OCT. 17	@	Anaheim	3-2	L	1-2-1	3	45	JAN. 15		ANAHEIM	6-2	W	23-13-9	55
5	OCT. 21		LOS ANGELES	4-2	W	2-2-1	5	46	JAN. 17		SAN JOSE	4-2	L	23-14-9	55
6	OCT. 23		CAROLINA	4-3	OL	2-2-2	6	47	JAN. 18		NASHVILLE	5-2	L	23-15-9	55
7	OCT. 25	@	Montreal	3-2	OL	2-2-3	7	48	JAN. 20	@	Los Angeles	2-0	W	24-15-9	57
8	OCT. 26	@	Ottawa	5-2	L	2-3-3	7	49	JAN. 22		LOS ANGELES	4-3	L	24-16-9	57
9	OCT. 28	@	Detroit	4-2	W	3-3-3	9	50	JAN. 25		EDMONTON	4-3	L	24-17-9	57
10	OCT. 30		TAMPA BAY	3-0	L	3-4-3	9	51	JAN. 26	@	Colorado	5-2	W	25-17-9	59
11	NOV. 3		NASHVILLE	4-3	W	4-4-3	11	52	FEB. 1	@	San Jose	5-3	L	25-18-9	59
12	NOV. 5	@	Dallas	6-3	L	4-5-3	11	53	FEB. 2		VANCOUVER	6-0	L	25-19-9	59
13	NOV. 6		PITTSBURGH	4-3	OL	4-5-4	12	54	FEB. 5		MINNESOTA	1-0	W	26-19-9	61
14	NOV. 8	@	Detroit	3-2	OL	4-5-5	13	55	FEB. 7		COLORADO	3-0	W	27-19-9	63
15	NOV. 10	@	Chicago	2-1	W	5-5-5	15	56	FEB. 9	@	Dallas	3-2	W	28-19-9	65
16	NOV. 12		CALGARY	5-4	W	6-5-5	17	57	FEB. 12		CHICAGO	3-2	W	29-19-9	67
17	NOV. 13		ST LOUIS	5-3	W	7-5-5	19	58	FEB. 14		WASHINGTON	3-2	W	30-19-9	69
18	NOV. 17	@	Calgary	3-1	W	8-5-5	21	59	FEB. 17		ATLANTA	4-3	W	31-19-9	71
19	NOV. 19	@	Edmonton	4-3	W	9-5-5	23	60	FEB. 19	@	Nashville	3-2	W	32-19-9	73
20	NOV. 21	@	Vancouver	3-2	W	10-5-5	25	61	FEB. 22	@	Philadelphia	3-2	W	33-19-9	75
21	NOV. 23		EDMONTON	5-0	W	11-5-5	27	62	FEB. 23	@	Tampa Bay	8-3	L	33-20-9	75
22	NOV. 27		ANAHEIM	6-4	L	11-6-5	27	63	FEB. 25	@	Columbus	5-3	L	33-21-9	75
23	NOV. 30	@	Nashville	3-0	L	11-7-5	27	64	FEB. 27	@	Chicago	4-3	OL	33-21-10	76
24	DEC. 1	@	Minnesota	4-2	W	12-7-5	29	65	MAR. 1		DALLAS	3-2	L	33-22-10	76
25	DEC. 4		FLORIDA	2-1	OL	12-7-6	30	66	MAR. 3	@	Los Angeles	1-0	L	33-23-10	76
26	DEC. 5	@	Anaheim	3-0	W	13-7-6	32	67	MAR. 5		DETROIT	5-4	W	34-23-10	78
27	DEC. 9		MINNESOTA	3-2	L	13-8-6	32	68	MAR. 8		VANCOUVER	4-3	OL	34-23-11	79
28	DEC. 11		DALLAS	5-2	W	14-8-6	34	69	MAR. 10		CALGARY	3-0	W	35-23-11	81
29	DEC. 15	@	New Jersey	3-0	L	14-9-6	34	70	MAR. 13	@	Anaheim	5-2	W	36-23-11	83
30	DEC. 16	@	NY Rangers	4-3	OL	14-9-7	35	71	MAR. 15	@	Calgary	4-3	W	37-23-11	85
31	DEC. 18	@	NY Islanders	4-3	W	15-9-7	37	72	MAR. 17	@	Edmonton	3-1	W	38-23-11	87
32	DEC. 20	@	Pittsburgh	6-1	L	15-10-7	37	73	MAR. 18	@	Vancouver	3-1	W	39-23-11	89
33	DEC. 23	@	San Jose	4-1	L	15-11-7	37	74	MAR. 20		CHICAGO	2-1	L	39-24-11	89
34	DEC. 26	@	Dallas	1-0	W	16-11-7	39	75	MAR. 22		ST. LOUIS	2-1	W	40-24-11	91
35	DEC. 28		ANAHEIM	3-1	L	16-12-7	39	76	MAR. 24		COLUMBUS	3-0	W	41-24-11	93
36	DEC. 29		LOS ANGELES	5-2	W	17-12-7	41	77	MAR. 26		SAN JOSE	4-1	L	41-25-11	93
37	DEC. 31	@	St. Louis	4-3	L	17-13-7	41	78	MAR. 29		DALLAS	2-1	W	42-25-11	95
38	JAN. 2	@	Minnesota	6-5	OL	17-13-8	42	79	APR. 1		COLORADO	4-3	OL	42-25-12	96
39	JAN. 4		COLUMBUS	4-2	W	18-13-8	44	80	APR. 6	@	Los Angeles	3-2	OL	42-25-13	97
40	JAN. 6	@	Colorado	2-0	W	19-13-8	46	81	APR. 8		SAN JOSE	4-3	W	43-25-13	99
41	JAN. 8		BUFFALO	2-1	OL	19-13-9	47	82	APR. 9	@	San Jose	3-1	L	43-26-13	107



42-27-13 (97 points), 1st Pacific Division

PLAYER	GP	G	A	PTS	PIM
Ray Whitney	82	24	53	77	28
Radim Vrbata	77	35	27	62	24
Shane Doan	79	22	28	50	48
Keith Yandle	82	11	32	43	51
Lauri Korpikoski	82	17	20	37	14
*Antoine Vermette	82	11	26	37	28
Martin Hanzal	64	8	26	34	63
Oliver Ekman-Larsson	82	13	19	32	32
Daymond Langkow	73	11	19	30	14
Raffi Torres	79	15	11	26	83
Mikkel Boedker	82	11	13	24	12
Boyd Gordon	75	8	15	23	10
Taylor Pyatt	73	9	10	19	23
Kyle Chipchura	53	3	13	16	42
*Gilbert Brule	33	5	9	14	11
Rostislav Klesla	65	3	10	13	54

PLAYER	GP	G	A	PTS	PIM
Michal Rozsival	54	1	12	13	34
Derek Morris	59	2	9	11	38
David Schlemko	46	1	10	11	10
Adrian Aucoin	64	2	7	9	42
*David Rundblad	30	1	6	7	6
*#Cal O'Reilly	22	2	3	5	2
Patrick O'Sullivan	23	2	2	4	2
Marc-Antoine Pouliot	13	0	4	4	2
Michael Stone	13	1	2	3	2
Chris Summers	21	0	3	3	11
Paul Bissonnette	31	1	0	1	41
#Petteri Nokelainen	5	0	1	1	0
Andy Miele	7	0	0	0	6
#Kyle Turris	6	0	0	0	4
Alexandre Bolduc	2	0	0	0	2
Matt Watkins	1	0	0	0	0

GOALTENDER	GP	MIN	GAA	W-L-T	SO	GA	SA	SV%
Mike Smith	67	3903	2.21	38-18-10	8	144	2066	.930
Jason LaBarbera	19	1015	2.54	3-9-3	0	43	486	.912
Curtis McElhinney	2	72	1.67	1-0-0	0	2	36	.944

* - Acquired during season # - Relocated during season

#	DATE	H/R	OPPONENT	SCORE	RES	RECORD	PTS	#	DATE	H/R	OPPONENT	SCORE	RES	RECORD	PTS
1	OCT. 8	@	San Jose	6-3	L	0-1-0	0	42	JAN. 7		N.Y. ISLANDERS	5-1	W	20-17-5	45
2	OCT. 10	@	Dallas	2-1	OL	0-1-1	1	43	JAN. 10	@	N.Y. Rangers	2-1	OL	20-17-6	46
3	OCT. 13	@	Nashville	5-2	W	1-1-1	3	44	JAN. 12	@	Detroit	3-2	OL	20-17-7	47
4	OCT. 15		WINNIPEG	4-1	W	2-1-1	5	45	JAN. 13	@	Columbus	3-2	L	20-18-7	47
5	OCT. 18		CHICAGO	5-2	L	2-2-1	5	46	JAN. 16		COLORADO	6-1	W	21-18-7	49
6	OCT. 20		LOS ANGELES	2-0	L	2-3-1	5	47	JAN. 18	@	Anaheim	6-2	L	21-19-7	49
7	OCT. 23	@	Anaheim	5-4	W	3-3-1	7	48	JAN. 19		DETROIT	3-2	OL	21-19-8	50
8	OCT. 25		DALLAS	3-2	OL	3-3-2	8	49	JAN. 21		TAMPA BAY	4-3	L	21-20-8	50
9	OCT. 27		NEW JERSEY	5-3	W	4-3-2	10	50	JAN. 24		OTTAWA	3-2	W	22-20-8	52
10	OCT. 29		LOS ANGELES	3-2	W	5-3-2	12	51	JAN. 31		ANAHEIM	4-1	L	22-21-8	52
11	NOV. 2	@	Colorado	4-1	W	6-3-2	14	52	FEB. 4		SAN JOSE	5-3	W	23-21-8	54
12	NOV. 3		NASHVILLE	3-0	L	6-4-2	14	53	FEB. 6		DETROIT	3-1	W	24-21-8	56
13	NOV. 5		EDMONTON	4-2	W	7-4-2	16	54	FEB. 7	@	Dallas	4-1	W	25-21-8	58
14	NOV. 10		MONTREAL	3-2	OL	7-4-3	17	55	FEB. 9		CALGARY	2-1	W	26-21-8	60
15	NOV. 12	@	San Jose	3-0	W	8-4-3	19	56	FEB. 11		CHICAGO	3-0	W	27-21-8	62
16	NOV. 15	@	Toronto	3-2	W	9-4-3	21	57	FEB. 13	@	Vancouver	2-1	OL	27-21-9	63
17	NOV. 17	@	Philadelphia	2-1	L	9-5-3	21	58	FEB. 16	@	Los Angeles	1-0	W	28-21-9	65
18	NOV. 19	@	Buffalo	4-2	W	10-5-3	23	59	FEB. 18		DALLAS	2-1	W	29-21-9	67
19	NOV. 21	@	Washington	4-3	L	10-6-3	23	60	FEB. 21		LOS ANGELES	5-4	W	30-21-9	69
20	NOV. 23		ANAHEIM	4-2	W	11-6-3	25	61	FEB. 23	@	Calgary	4-3	W	31-21-9	71
21	NOV. 25		VANCOUVER	5-0	L	11-7-3	25	62	FEB. 25	@	Edmonton	3-1	W	32-21-9	73
22	NOV. 26		DALLAS	3-0	W	12-7-3	27	63	FEB. 28		VANCOUVER	2-1	W	33-21-9	75
23	NOV. 29	@	Chicago	4-1	W	13-7-3	29	64	MAR. 1		CALGARY	4-2	L	33-22-9	75
24	DEC. 1	@	Winnipeg	1-0	L	13-8-3	29	65	MAR. 3		COLUMBUS	5-2	L	33-23-9	75
25	DEC. 3		PHILADELPHIA	4-2	L	13-9-3	29	66	MAR. 5	@	Pittsburgh	2-1	L	33-24-9	75
26	DEC. 5	@	Chicago	4-3	W	14-9-3	31	67	MAR. 6	@	Columbus	3-2	L	33-25-9	75
27	DEC. 6	@	Nashville	3-2	W	15-9-3	33	68	MAR. 8		MINNESOTA	3-2	OL	33-25-10	76
28	DEC. 8	@	Detroit	5-2	L	15-10-3	33	69	MAR. 10		SAN JOSE	3-0	W	34-25-10	78
29	DEC. 10		MINNESOTA	4-1	L	15-11-3	33	70	MAR. 12		NASHVILLE	5-4	OL	34-25-11	79
30	DEC. 14	@	Anaheim	4-1	L	15-12-3	33	71	MAR. 14	@	Vancouver	5-4	W	35-25-11	81
31	DEC. 15		EDMONTON	4-2	W	16-12-3	35	72	MAR. 15	@	Calgary	4-1	L	35-26-11	81
32	DEC. 17		N.Y. RANGERS	3-2	L	16-13-3	35	73	MAR. 18	@	Edmonton	3-2	W	36-26-11	83
33	DEC. 20	@	Florida	2-1	W	17-13-3	37	74	MAR. 20	@	Dallas	4-3	OL	36-26-12	84
34	DEC. 21	@	Carolina	4-3	W	18-13-3	39	75	MAR. 22		COLORADO	3-2	W	37-26-12	86
35	DEC. 23		ST. LOUIS	3-2	L	18-14-3	39	76	MAR. 24	@	San Jose	4-3	OL	37-26-13	87
36	DEC. 26	@	Los Angeles	4-3	L	18-15-3	39	77	MAR. 25		ST. LOUIS	4-0	L	37-27-13	87
37	DEC. 28		BOSTON	2-1	OL	18-15-4	40	78	MAR. 29		SAN JOSE	2-0	W	38-27-13	89
38	DEC. 29	@	Colorado	3-2	L	18-16-4	40	79	MAR. 31		ANAHEIM	4-0	W	39-27-13	91
39	DEC. 31	@	Minnesota	4-2	W	19-16-4	42	80	APR. 3		COLUMBUS	2-0	W	40-27-13	93
40	JAN. 3	@	St. Louis	4-1	L	19-17-4	42	81	APR. 6	@	St. Louis	4-1	W	41-27-13	95
41	JAN. 5	@	Los Angeles	1-0	OL	19-17-5	43	82	APR. 7	@	Minnesota	4-1	W	42-27-13	97



21-18-9 (51 points), 4th Pacific Division

PLAYER	GP	G	A	PTS	PIM
Keith Yandle	48	10	20	30	54
Radim Vrbata	34	12	16	28	14
Shane Doan	48	13	14	27	37
Mikkel Boedker	48	7	19	26	12
Oliver Ekman-Larsson	48	3	21	24	26
Martin Hanzal	39	11	12	23	24
Antoine Vermette	48	13	8	21	36
David Moss	45	5	15	20	21
Kyle Chipchura	46	5	9	14	50
Boyd Gordon	48	4	10	14	8
#Raffi Torres	28	5	7	12	13
#Steve Sullivan	33	5	7	12	20
Lauri Korpikoski	36	6	5	11	12
Rob Klinkhammer	22	5	6	11	10

PLAYER	GP	G	A	PTS	PIM
Derek Morris	39	0	11	11	36
Michael Stone	40	5	4	9	16
#Matthew Lombardi	21	4	4	8	4
Rostislav Klesla	38	2	6	8	22
Nick Johnson	17	4	2	6	0
David Schlemko	30	1	5	6	12
Paul Bissonnette	28	0	6	6	36
Chris Conner	12	1	1	2	2
Zbynek Michalek	34	0	2	2	14
David Rundblad	8	0	1	1	0
Chris Brown	5	0	0	0	2
Alexandre Bolduc	14	0	0	0	2
Chris Summers	6	0	0	0	9
Andy Miele	1	0	0	0	0

GOALTENDER	GP	MIN	GAA	W-L-T	SO	GA	SA	SV%
Mike Smith	34	1,955	2.58	15-12-5	5	84	938	.910
Jason LaBarbera	15	725	2.64	4-6-2	0	32	418	.923
Chad Johnson	4	246	1.21	2-0-2	1	5	108	.954

* - Acquired during season, # - Relocated during season

#	DATE	H/R	OPPONENT	SCORE	RES	RECORD	PTS
1	JAN. 19	@	Dallas	4-3	L	0-1-0	
2	JAN. 20		CHICAGO	6-4	L	0-2-0	
3	JAN. 23		COLUMBUS	5-1	W	1-2-0	2
4	JAN. 24	@	San Jose	5-3	L	1-3-0	
5	JAN. 26		LOS ANGELES	4-2	L	1-4-0	
6	JAN. 28		NASHVILLE	4-0	W	2-4-0	4
7	JAN. 30		EDMONTON	2-1	OL	2-4-1	5
8	FEB. 1	@	Dallas	4-3	OL	2-4-2	6
9	FEB. 2		DALLAS	2-0	W	3-4-2	8
10	FEB. 4		MINNESTOA	2-1	W	4-4-2	10
11	FEB. 7		CHICAGO	6-2	L	4-5-2	
12	FEB. 9	@	San Jose	1-0	W	5-5-2	12
13	FEB. 11	@	Colorado	3-2	W	6-5-2	14
14	FEB. 14	@	Nashville	3-0	L	6-6-2	
15	FEB. 16		COLUMBUS	5-3	W	7-6-2	16
16	FEB. 18		CALGARY	4-0	W	8-6-2	18
17	FEB. 23	@	Edmonton	3-2	OL	8-6-3	19
18	FEB. 24	@	Calgary	5-4	L	8-7-3	
19	FEB. 26	@	Vancouver	4-2	W	9-7-3	21
20	FEB. 28		MINNESOTA	4-3	L	9-8-3	
21	MAR. 2		ANAHEIM	5-4	W	10-8-3	23
22	MAR. 4		ANAHEIM	5-4	W	11-8-3	25
23	MAR. 6	@	Anaheim	2-0	L	11-9-3	
24	MAR. 7		ST. LOUIS	6-3	L	11-10-3	

#	DATE	H/R	OPPONENT	SCORE	RES	RECORD	PTS
25	MAR. 9		DALLAS	2-1	W	12-10-3	27
26	MAR. 12		LOS ANGELES	5-2	W	13-10-3	29
27	MAR. 14	@	St. Louis	3-0	L	13-11-3	
28	MAR. 16	@	Columbus	1-0	OL	13-11-4	30
29	MAR. 18	@	Los Angeles	4-0	L	13-12-4	
30	MAR. 19	@	Los Angeles	3-2	L	13-13-4	
31	MAR. 21		VANCOUVER	2-1	L	13-14-4	
32	MAR. 25		DETROIT	3-2	L	13-15-4	
33	MAR. 27	@	Minnesota	4-3	OL	13-15-5	31
34	MAR. 28	@	Nashville	7-4	W	14-15-5	33
35	MAR. 30	@	San Jose	3-2	OL	14-15-6	34
36	APR. 2		LOS ANGELES	3-1	W	15-15-6	36
37	APR. 4		DETROIT	4-2	W	16-15-6	38
38	APR. 6		COLORADO	4-0	W	17-15-6	40
39	APR. 8	@	Vancouver	2-0	L	17-16-6	
40	APR. 10	@	Edmonton	3-1	W	18-16-6	42
41	APR. 12	@	Calgary	3-2	OL	18-16-7	43
42	APR. 15		SAN JOSE	4-0	L	18-17-7	
43	APR. 18	@	St. Louis	2-1	OL	18-17-8	44
44	APR. 20	@	Chicago	3-2	W	19-17-8	46
45	APR. 22	@	Detroit	4-0	L	19-18-8	
46	APR. 24		SAN JOSE	2-1	W	20-18-8	48
47	APR. 26		COLORADO	5-4	OL	20-18-9	49
48	APR. 27	@	Anaheim	5-3	W	21-18-9	51



37-30-15 (89 points), 4th Pacific Division

PLAYER	GP	G	A	PTS	PIM
Keith Yandle	82	8	45	53	63
Radim Vrbata	80	20	31	51	22
Mikkel Boedker	82	19	32	51	20
Shane Doan	69	23	24	47	34
Mike Ribeiro	80	16	31	47	52
Antoine Vermette	82	24	21	45	44
Oliver Ekman-Larsson	80	15	29	44	50
Martin Hanzal	65	15	25	40	73
Lauri Korpikoski	64	9	16	25	24
David Moss	79	8	14	22	18
Michael Stone	70	8	13	21	38
Rob Klinkhammer	72	11	9	20	19
Kyle Chipchura	80	5	15	20	45
Derek Morris	63	5	12	17	41
Jeff Halpern	69	5	7	12	24
Zbynek Michalek	59	2	8	10	24

PLAYER	GP	G	A	PTS	PIM
David Schlemko	48	1	8	9	18
Tim Kennedy	37	2	6	8	4
Paul Bissonnette	39	2	6	8	53
Connor Murphy	30	1	7	8	10
Brandon McMillan	22	2	4	6	4
* Martin Erat	17	2	3	5	6
# Rostislav Klesla	25	1	3	4	24
Jordan Szwarz	26	3	0	3	19
Chris Summers	18	2	1	3	15
Andy Miele	7	0	2	2	5
# David Rundblad	12	0	1	1	6
# Chris Brown	6	0	0	0	17
Brandon Gormley	5	0	0	0	2
Brandon Yip	2	0	0	0	0
# Gilbert Brule	3	0	0	0	2
Lucas Lessio	3	0	0	0	2

GOALTENDER	GP	MIN	GAA	W-L-T	SO	GA	SA	SV%
Mike Smith	62	3,609	2.64	27-21-10	3	159	1871	.915
Thomas Greiss	25	1,312	2.29	10-8-5	2	50	626	.920
Mark Visentin	1	58	3.05	0-1-0	0	3	32	.906

* - Acquired during season # - Relocated during season

#	DATE	H/R	OPPONENT	SCORE	RES	RECORD	PTS	#	DATE	H/R	OPPONENT	SCORE	RES	RECORD	PTS
1	OCT. 3		NY RANGERS	4-1	W	1-0-0	2	42	JAN. 7		CALGARY	6-0	W	21-12-9	51
2	OCT. 5	@	San Jose	4-1	L	1-1-0		43	JAN. 9		MINNESOTA	4-1	L	21-13-9	
3	OCT. 8	@	NY Islanders	6-1	L	1-2-0		44	JAN. 11		ANAHEIM	5-3	L	21-14-9	
4	OCT. 10	@	Detroit	4-2	W	2-2-0	4	45	JAN. 13	@	Winnipeg	5-1	L	21-15-9	
5	OCT. 11	@	Philadelphia	2-1	W	3-2-0	6	46	JAN. 14	@	St. Louis	2-1	L	21-16-9	
6	OCT. 13	@	Carolina	5-3	W	4-2-0	8	47	JAN. 16		VANCOUVER	1-0	W	22-16-9	53
7	OCT. 15		OTTAWA	4-3	OL	4-2-1	9	48	JAN. 18		NEW JERSEY	3-2	W	23-16-8	55
8	OCT. 18	@	Anaheim	3-2	OL	4-2-2	10	49	JAN. 20		TORONTO	4-2	L	23-17-9	
9	OCT. 19		DETROIT	5-2	W	5-2-2	12	50	JAN. 22	@	Calgary	3-2	L	23-18-9	
10	OCT. 22		CALGARY	4-2	W	6-2-2	14	51	JAN. 24	@	Edmonton	4-3	W	24-18-9	57
11	OCT. 24	@	Los Angeles	7-4	L	6-3-2		52	JAN. 26	@	Vancouver	5-4	OL	24-18-10	58
12	OCT. 26		EDMONTON	5-4	W	7-3-2	16	53	JAN. 28		LOS ANGELES	3-0	W	25-18-10	60
13	OCT. 29		LOS ANGELES	3-1	W	8-3-2	18	54	JAN. 30		BUFFALO	3-2	L	25-19-10	
14	OCT. 31		NASHVILLE	5-4	W	9-3-2	20	55	FEB. 1		PITTSBURGH	3-1	W	26-19-10	62
15	NOV. 2	@	San Jose	3-2	W	10-3-2	22	56	FEB. 4		DALLAS	3-1	L	26-20-10	
16	NOV. 5		VANCOUVER	3-2	W	11-3-2	24	57	FEB. 7		CHICAGO	2-0	W	27-20-10	64
17	NOV. 6	@	Anaheim	5-2	L	11-4-2		58	FEB. 8	@	Dallas	2-1	L	27-21-10	
18	NOV. 9		WASHINGTON	4-3	W	12-4-2	26	59	FEB. 27	@	Winnipeg	3-2	OL	27-21-11	65
19	NOV. 12	@	St. Louis	3-2	W	13-4-2	28	60	FEB. 28	@	Colorado	4-2	L	27-22-11	
20	NOV. 14	@	Chicago	5-4	OL	13-4-3	29	61	MAR. 2		ST. LOUIS	4-2	L	27-23-11	
21	NOV. 16		TAMPA BAY	6-3	W	14-4-3	31	62	MAR. 4		VANCOUVER	1-0	W	28-23-11	67
22	NOV. 21		COLORADO	4-3	OL	14-4-4	32	63	MAR. 6		MONTREAL	5-2	W	29-23-11	69
23	NOV. 23		ANAHEIM	4-2	L	14-5-4		64	MAR. 8	@	Washington	3-2	L	29-24-11	
24	NOV. 25	@	Nashville	4-2	L	14-6-4		65	MAR. 10	@	Tampa Bay	4-3	W	30-24-11	71
25	NOV. 27	@	Minnesota	3-1	W	15-6-4	34	66	MAR. 11	@	Florida	3-1	W	31-24-11	73
26	NOV. 30		CHICAGO	5-2	L	15-7-4		67	MAR. 13	@	Boston	2-1	L	31-25-11	
27	DEC. 3	@	Edmonton	6-2	W	16-7-4	36	68	MAR. 15		CALGARY	3-2	W	32-25-11	75
28	DEC. 4	@	Calgary	4-1	L	16-8-4		69	MAR. 17	@	Los Angeles	4-3	W	33-25-11	77
29	DEC. 6	@	Vancouver	3-2	OL	16-8-5	37	70	MAR. 20		FLORIDA	2-1	W	34-25-11	79
30	DEC. 10	@	Colorado	3-1	W	17-8-5	39	71	MAR. 22		BOSTON	4-2	L	34-26-11	
31	DEC. 12		NY ISLANDERS	6-3	W	18-8-5	41	72	MAR. 24	@	NY Rangers	4-3	OL	34-26-12	80
32	DEC. 14		CAROLINA	3-1	L	18-9-5		73	MAR. 25	@	Pittsburgh	3-2	W	35-26-12	82
33	DEC. 17	@	Montreal	3-1	L	18-10-5		74	MAR. 27	@	New Jersey	3-2	W	36-26-12	84
34	DEC. 19	@	Toronto	2-1	OL	18-10-6	42	75	MAR. 29		MINNESOTA	3-1	L	36-27-12	
35	DEC. 21	@	Ottawa	4-3	W	19-10-6	44	76	APR. 1		WINNIPEG	2-1	OL	36-27-13	85
36	DEC. 23	@	Buffalo	2-1	OL	19-10-7	45	77	APR. 2	@	Los Angeles	4-0	L	36-28-13	
37	DEC. 27		SAN JOSE	4-3	OL	19-10-8	46	78	APR. 4		EDMONTON	3-2	OL	36-28-14	86
38	DEC. 28	@	Anaheim	3-2	OL	19-10-9	47	79	APR. 8	@	Columbus	4-3	OL	36-28-15	87
39	DEC. 31		EDMONTON	4-3	W	20-10-9	49	80	APR. 10	@	Nashville	2-0	L	36-29-15	
40	JAN. 2		COLUMBUS	2-0	L	20-11-9		81	APR. 12		SAN JOSE	3-2	L	36-30-15	
41	JAN. 4		PHILADELPHIA	5-3	L	20-12-9		82	APR. 13		DALLAS	2-1	W	37-30-15	89



*Records for '99-00 are "adjusted" to reflect overtime losses instead of regulation ties.

VS ANAHEIM

YEAR	HOME						ROAD						OVERALL					
	W	L	T	OL	GF	GA	W	L	T	OL	GF	GA	W	L	T	OL	GF	GA
1993-94	0	2	0		6	9	0	2	0		3	8	0	4	0		9	17
1994-95	1	1	0		7	6	0	2	0		3	6	1	3	0		10	12
1995-96	1	1	0		8	9	0	2	0		4	11	1	3	0		12	20
1996-97	2	0	0		10	5	1	1	0		4	5	3	1	0		14	10
1997-98	1	1	0		9	7	2	0	0		11	3	3	1	0		20	10
1998-99	1	1	1		5	8	0	2	1		3	9	1	3	2		8	17
1999-00	2	1	0	0	9	4	2	0	0	1	14	6	4	1	0	1	23	10
2000-01	0	2	0	0	4	10	2	0	1	0	10	6	2	2	1	0	14	16
2001-02	0	1	0	2	3	9	1	1	0	0	5	4	1	2	0	2	8	13
2002-03	2	0	0	0	7	3	0	2	1	0	4	9	2	2	1	0	11	12
2003-04	1	0	1	1	7	7	1	1	0	1	6	7	2	1	1	2	13	14
2005-06	1	3		0	8	13	0	4		0	8	19	1	7		0	16	32
2006-07	2	1		1	9	8	0	4		0	8	16	2	5		1	17	24
2007-08	2	2		0	9	11	3	0		1	13	11	5	2		1	22	22
2008-09	1	1		1	10	14	1	2		0	6	10	2	3		1	16	24
2009-10	3	0		0	11	2	1	2		0	8	10	4	2		0	19	12
2010-11	1	2		0	11	11	2	1		0	10	5	3	3		0	21	16
2011-12	2	1		0	9	6	1	2		0	8	14	3	3		0	17	20
2012-13	2	0		0	8	8	1	1		0	5	5	3	1		0	13	13
2013-14	0	2		0	5	9	0	1		2	6	10	0	3		2	11	19
TOTALS	25	22	2	5	155	159	18	30	3	5	139	174	43	52	5	10	294	333

VS BOSTON

YEAR	HOME						ROAD						OVERALL					
	W	L	T	OL	GF	GA	W	L	T	OL	GF	GA	W	L	T	OL	GF	GA
1979-80	1	1	0		4	4	0	2	0		1	7	1	3	0		5	11
1980-81	0	1	1		8	11	0	1	1		11	12	0	2	2		19	23
1981-82	0	1	0		5	8	0	2	0		10	15	0	3	0		15	23
1982-83	2	0	0		12	9	0	0	1		2	2	2	0	1		14	11
1983-84	1	0	0		5	2	0	2	0		4	9	1	2	0		9	11
1984-85	1	1	0		6	7	1	0	0		4	3	2	1	0		10	10
1985-86	0	1	0		1	2	0	2	0		9	15	0	3	0		10	17
1986-87	1	1	0		7	4	0	1	0		3	6	1	2	0		10	10
1987-88	0	1	0		3	4	0	2	0		6	9	0	3	0		9	13
1988-89	0	2	0		4	9	1	0	0		4	3	1	2	0		8	12
1989-90	1	0	0		3	2	0	1	1		5	7	1	1	1		8	9
1990-91	1	1	0		8	4	0	1	0		2	5	1	2	0		10	9
1991-92	0	1	1		6	9	1	0	0		3	1	1	1	1		9	10
1992-93	1	0	0		5	4	0	1	0		2	6	1	1	0		7	10
1993-94	0	1	0		6	7	0	1	0		4	5	0	2	0		10	12
1994-95	DID NOT PLAY																	
1995-96	0	1	0		3	5	0	1	0		4	5	0	2	0		7	10
1996-97	1	0	0		5	4	1	0	0		5	2	2	0	0		10	6
1997-98	0	1	0		2	3	0	1	0		2	5	0	2	0		4	8
1998-99	1	0	0		3	1	0	1	0		2	3	1	1	0		5	4
1999-00	1	0	0	0	2	1	0	1	0	0	0	2	1	1	0	0	2	3
2000-01	-	-	-	-	-	-	0	1	0	0	4	7	0	1	0	0	4	7
2001-02	0	0	1	0	1	1	0	1	0	0	2	4	0	1	1	0	3	5
2002-03	1	0	0	0	2	1	-	-	-	-	-	-	1	0	0	0	2	1
2003-04	-	-	-	-	-	-	0	0	1	0	3	3	0	0	1	0	3	3
2005-06	-	-	-	-	-	-	1	0		0	2	1	1	0		0	2	1
2006-07	DID NOT PLAY																	
2007-08	0	1	0		1	3	-	-	-	-	-	-	0	1	0		1	3
2008-09	-	-	-	-	-	-	1	0		0	2	1	1	0		0	2	1
2010-11	0	1		0	0	3	1	0		0	5	2	1	1		0	5	5
2011-12	0	0		1	1	2	-	-	-	-	-	-	0	0		1	1	2
2012-13	DID NOT PLAY																	
2013-14	0	1		0	2	4	0	1		0	1	2	0	2		0	3	6
TOTALS	14	17	3	1	109	115	7	23	4	0	102	142	21	40	7	1	211	257



VS BUFFALO

YEAR	HOME						ROAD						OVERALL					
	W	L	T	OL	GF	GA	W	L	T	OL	GF	GA	W	L	T	OL	GF	GA
1979-80	0	1	1		5	6	0	2	0		5	10	0	3	1		10	16
1980-81	0	2	0		4	9	0	2	0		4	11	0	4	0		8	20
1981-82	0	0	1		4	4	0	1	1		5	6	0	1	2		9	10
1982-83	1	1	0		8	7	0	1	0		2	5	1	2	0		10	12
1983-84	0	1	0		5	6	0	2	0		6	14	0	3	0		11	20
1984-85	2	0	0		8	5	0	1	0		0	4	2	1	0		8	9
1985-86	1	0	0		5	3	0	2	0		6	13	1	2	0		11	16
1986-87	1	1	0		5	6	1	0	0		6	3	2	1	0		11	9
1987-88	1	0	0		7	5	0	1	1		7	9	1	1	1		14	14
1988-89	1	1	0		5	7	0	1	0		4	5	1	2	0		9	12
1989-90	0	1	0		3	4	0	2	0		4	7	0	3	0		7	11
1990-91	0	2	0		2	8	0	1	0		1	4	0	3	0		3	12
1991-92	1	0	0		5	4	0	1	0		2	5	1	1	0		7	9
1992-93	0	1	0		2	6	0	1	0		1	2	0	2	0		3	8
1993-94	1	0	0		3	2	0	1	0		0	6	1	1	0		3	8
1994-95	DID NOT PLAY																	
1995-96	1	0	0		4	1	1	0	0		4	3	2	0	0		8	4
1996-97	0	1	0		2	3	0	1	0		1	5	0	2	0		3	8
1997-98	1	0	0		6	1	0	0	1		3	3	1	0	1		9	4
1998-99	1	0	0		1	0	0	0	1		1	1	1	0	1		2	1
1999-00	1	0	0	0	2	1	0	0	1	0	2	2	1	0	1	0	4	3
2000-01	-	-	-	-	-	-	1	0	0	0	7	3	1	0	0	0	7	3
2001-02	0	1	0	0	1	3	1	0	0	0	3	2	1	1	0	0	4	5
2002-03	0	1	0	0	0	1	1	0	0	0	3	2	1	1	0	0	3	3
2003-04	-	-	-	-	-	-	1	0	0	0	3	2	1	0	0	0	3	2
2005-06	-	-	-	-	-	-	1	0		0	2	1	1	0		0	2	1
2006-07	DID NOT PLAY																	
2007-08	1	0	0		6	2	-	-	-	-	-	-	1	0	0		6	2
2008-09	0	1		0	0	2	0	1		0	1	5	0	2		0	1	7
2009-10	0	1		0	2	7	0	1		0	1	2	0	2		0	3	9
2010-11	0	0		1	1	2	-	-	-	-	-	-	0	0		1	1	2
2011-12	-	-	-	-	-	-	1	0		0	4	2	1	0		0	4	2
2012-13	DID NOT PLAY																	
2013-14	0	1		0	2	3	0	0		1	1	2	0	1		1	3	5
TOTALS	14	17	2	1	98	108	8	22	5	1	89	139	22	39	7	2	187	247

VS CALGARY

YEAR	HOME						ROAD						OVERALL					
	W	L	T	OL	GF	GA	W	L	T	OL	GF	GA	W	L	T	OL	GF	GA
1979-80	0	2	0		6	10	0	2	0		0	10	0	4	0		6	20
1980-81	0	1	1		6	9	0	2	0		3	7	0	3	1		9	16
1981-82	1	0	0		6	4	1	1	0		9	10	2	1	0		15	14
1982-83	1	2	1		17	17	1	3	0		14	20	2	5	1		31	37
1983-84	1	1	2		10	10	0	3	1		16	27	1	4	3		26	37
1984-85	1	2	1		17	21	0	3	1		14	28	1	5	2		31	49
1985-86	1	3	0		20	23	0	3	1		11	21	1	6	1		31	44
1986-87	4	0	0		27	8	2	2	0		11	12	6	2	0		38	20
1987-88	3	0	1		22	11	1	3	0		13	17	4	3	1		35	28
1988-89	2	2	0		9	15	0	3	1		13	25	2	5	1		22	40
1989-90	3	1	0		16	10	2	2	0		13	14	5	3	0		29	24
1990-91	1	1	2		12	12	0	4	0		12	18	1	5	2		24	30
1991-92	3	1	0		22	13	1	1	1		11	13	4	2	1		33	26
1992-93	1	2	0		12	13	2	0	2		16	13	3	2	2		28	26
1993-94	0	2	0		5	9	0	2	0		6	12	0	4	0		11	21
1994-95	1	0	1		6	5	1	1	0		9	12	2	1	1		15	17
1995-96	2	0	0		9	5	2	0	0		7	3	4	0	0		16	8
1996-97	1	1	0		5	8	2	0	0		8	4	3	1	0		13	12
1997-98	1	0	1		5	3	1	1	0		7	7	2	1	1		12	10
1998-99	1	0	1		4	3	2	0	0		7	3	3	0	1		11	6
1999-00	2	0	0	0	6	4	1	0	1	0	6	4	3	0	1	0	12	8
2000-01	1	1	0	0	5	6	1	0	1	0	6	4	2	1	1	0	11	10
2001-02	2	0	0	0	10	6	2	0	0	0	6	3	4	0	0	0	16	9
2002-03	1	1	0	0	6	7	1	1	0	0	7	3	2	2	0	0	13	10
2003-04	0	2	0	0	1	6	0	2	0	0	2	5	0	4	0	0	3	11
2005-06	1	1		0	6	6	1	1		0	4	5	2	2		0	10	11
2006-07	1	1		0	6	8	0	2		0	3	11	1	3		0	9	19
2007-08	0	2		0	2	7	1	0		1	6	5	1	2		1	8	12
2008-09	0	2		0	6	11	2	0		0	8	5	2	2		0	14	16
2009-10	2	0		0	5	3	0	2		0	2	4	2	2		0	7	7
2010-11	2	0		0	8	4	2	0		0	7	4	4	0		0	15	8
2011-12	1	1		0	4	5	1	1		0	3	3	2	2		0	7	8
2012-13	1	0		0	4	0	0	1		1	6	8	1	1		1	10	8
2013-14	3	0		0	13	4	0	2		0	3	7	3	2		0	16	11
TOTALS	45	32	11	0	318	286	30	48	9	2	269	347	75	80	20	2	587	633



VS CAROLINA

YEAR	HOME						ROAD						OVERALL					
	W	L	T	OL	GF	GA	W	L	T	OL	GF	GA	W	L	T	OL	GF	GA
1979-80	2	0	0		10	2	0	2	0		6	12	2	2	0		16	14
1980-81	0	2	0		8	13	0	1	1		7	11	0	3	1		15	24
1981-82	0	1	0		1	6	1	1	0		7	9	1	2	0		8	15
1982-83	1	1	0		5	5	0	0	1		2	2	1	1	1		7	7
1983-84	1	0	0		4	3	1	0	1		11	7	2	0	1		15	10
1984-85	1	1	0		10	10	1	0	0		3	0	2	1	0		13	10
1985-86	1	0	0		5	4	0	2	0		3	15	1	2	0		8	19
1986-87	1	1	0		3	3	0	0	1		4	4	1	1	1		7	7
1987-88	1	0	0		6	3	0	2	0		6	8	1	2	0		12	11
1988-89	1	1	0		8	8	0	1	0		3	7	1	2	0		11	15
1989-90	0	1	0		2	4	2	0	0		7	3	2	1	0		9	7
1990-91	2	0	0		10	8	0	1	0		3	4	2	1	0		13	12
1991-92	0	2	0		2	4	0	0	1		3	3	0	2	1		5	7
1992-93	1	1	0		10	13	1	0	0		6	3	2	1	0		16	16
1993-94	0	0	1		2	2	0	1	0		0	4	0	1	1		2	6
1994-95	DID NOT PLAY																	
1995-96	0	1	0		2	3	1	0	0		5	2	1	1	0		7	5
1996-97	0	1	0		1	2	0	1	0		0	1	0	2	0		1	3
1997-98	0	1	0		4	5	0	0	1		2	2	0	1	1		6	7
1998-99	0	0	1		5	5	0	0	0		0	0	0	0	1		5	5
1999-00	1	0	0	0	7	5	1	0	0	0	4	2	2	0	0	0	11	7
2000-01	0	0	0	1	1	2	1	0	0	0	2	0	1	0	0	1	3	2
2001-02	-	-	-	-	-	-	0	0	0	1	0	1	0	0	0	1	0	1
2002-03	1	0	0	0	4	2	0	1	0	0	2	3	1	1	0	0	6	5
2003-04	-	-	-	-	-	-	1	0	0	0	3	0	1	0	0	0	3	0
2005-06	1	0		0	8	4	-	-	-	-	-	-	1	0		0	8	4
2006-07	-	-	-	-	-	-	1	0		0	2	0	1	0		0	2	0
2007-08	DID NOT PLAY																	
2008-09	0	1		0	2	7	0	1		0	2	5	0	2		0	4	12
2009-10	-	-	-	-	-	-	1	0		0	4	0	1	0		0	4	0
2010-11	0	0		1	3	4	-	-	-	-	-	-	0	0		1	3	4
2011-12	-	-	-	-	-	-	1	0		0	4	3	1	0		0	4	3
2012-13	DID NOT PLAY																	
2013-14	0	1		0	1	3	1	0		0	5	3	1	1		0	6	6
TOTALS	15	16	2	2	124	130	14	14	6	1	106	114	29	30	8	3	230	244

VS CHICAGO

YEAR	HOME						ROAD						OVERALL					
	W	L	T	OL	GF	GA	W	L	T	OL	GF	GA	W	L	T	OL	GF	GA
1979-80	1	1	0		6	4	1	1	0		5	6	2	2	0		11	10
1980-81	1	1	0		8	10	0	2	0		5	17	1	3	0		13	27
1981-82	2	1	1		17	16	1	1	1		13	12	3	2	2		30	28
1982-83	0	1	0		5	7	1	1	0		8	13	1	2	0		13	20
1983-84	2	0	0		13	7	0	1	0		2	6	2	1	0		15	13
1984-85	0	0	1		5	5	1	1	0		9	9	1	1	1		14	14
1985-86	1	1	0		7	6	0	1	0		4	5	1	2	0		11	11
1986-87	0	1	0		4	8	0	2	0		3	8	0	3	0		7	16
1987-88	1	0	1		7	4	0	1	0		4	6	1	1	1		11	10
1988-89	0	1	0		5	6	0	2	0		5	17	0	3	0		10	23
1989-90	1	1	0		9	7	0	1	0		3	4	1	2	0		12	11
1990-91	0	1	0		1	3	0	1	1		7	8	0	2	1		8	11
1991-92	2	0	0		9	4	0	0	1		3	3	2	0	1		12	7
1992-93	1	0	0		5	2	0	2	0		2	9	1	2	0		7	11
1993-94	2	1	0		6	9	0	3	0		7	15	2	4	0		13	24
1994-95	2	1	0		11	7	1	1	0		4	4	3	2	0		15	11
1995-96	2	0	1		9	7	0	2	0		4	7	2	2	1		13	14
1996-97	1	1	0		3	6	3	0	0		10	4	4	1	0		13	10
1997-98	2	1	0		10	7	2	0	1		9	6	4	1	1		19	13
1998-99	2	0	0		6	2	0	1	1		4	5	2	1	1		10	7
1999-00	1	1	0	0	3	4	0	1	1	0	6	10	1	2	1	0	9	14
2000-01	1	1	0	0	4	6	0	0	1	0	1	1	1	1	1	0	5	7
2001-02	1	1	0	0	5	6	1	1	0	0	4	4	2	2	0	0	9	10
2002-03	0	2	0	0	2	8	1	0	1	0	2	1	1	2	1	0	4	9
2003-04	1	0	1	0	4	3	0	0	2	0	4	4	1	0	3	0	8	7
2005-06	1	1		0	5	6	1	1		0	4	4	2	2		0	9	10
2006-07	1	1		0	8	9	2	0		0	6	3	3	1		0	14	12
2007-08	1	0		1	5	4	0	2		0	1	7	1	2		1	6	11
2008-09	0	1		1	2	9	0	2		0	2	11	0	3		1	4	20
2009-10	2	0		0	8	5	1	1		0	2	3	3	1		0	10	8
2010-11	1	1		0	4	4	1	0		1	5	5	2	1		1	9	9
2011-12	1	1		0	5	5	2	0		0	7	4	3	1		0	12	9
2012-13	0	2		0	6	12	1	0		0	2	2	1	2		0	8	14
2013-14	1	1		0	4	5	0	0		1	4	4	1	1		1	8	9
TOTALS	35	26	5	2	211	213	20	32	10	2	161	227	55	58	15	4	372	440



VS COLORADO

YEAR	HOME						ROAD						OVERALL					
	W	L	T	OL	GF	GA	W	L	T	OL	GF	GA	W	L	T	OL	GF	GA
1979-80	1	1	0		8	8	1	1	0		5	7	2	2	0		13	15
1980-81	1	0	1		8	7	0	1	1		4	8	1	1	2		12	15
1981-82	0	1	1		9	11	0	1	0		3	7	0	2	1		12	18
1982-83	1	0	0		3	2	0	2	0		9	14	1	2	0		12	16
1983-84	1	1	0		9	11	1	0	0		5	3	2	1	0		14	14
1984-85	1	0	0		6	3	1	1	0		6	7	2	1	0		12	10
1985-86	1	1	0		6	7	1	0	0		5	4	2	1	0		11	11
1986-87	0	0	1		4	4	1	0	1		9	6	1	0	2		13	10
1987-88	1	0	1		6	5	1	0	0		7	3	2	0	1		13	8
1988-89	0	1	0		4	5	1	1	0		11	8	1	2	0		15	13
1989-90	1	1	0		12	11	1	0	0		5	3	2	1	0		17	14
1990-91	1	0	0		6	0	2	0	0		16	6	3	0	0		22	6
1991-92	0	0	1		4	4	0	2	0		3	9	0	2	1		7	13
1992-93	0	1	0		4	7	0	1	0		2	3	0	2	0		6	10
1993-94	1	0	0		5	2	0	0	1		5	5	1	0	1		10	7
1994-95	DID NOT PLAY																	
1995-96	0	2	0		4	10	1	1	0		7	7	1	3	0		11	17
1996-97	0	2	0		3	7	0	2	0		1	8	0	4	0		4	15
1997-98	0	2	0		5	8	0	1	1		3	6	0	3	1		8	14
1998-99	1	0	1		6	3	2	0	0		9	2	3	0	1		15	5
1999-00	1	1	0	0	9	4	1	1	0	0	5	5	2	2	0	0	14	9
2000-01	1	1	0	0	6	8	1	1	0	0	5	2	2	2	0	0	11	10
2001-02	2	0	0	0	6	3	0	0	0	2	3	5	2	0	0	2	9	8
2002-03	0	1	1	0	6	7	0	1	1	0	3	8	0	2	2	0	9	15
2003-04	1	1	0	0	5	5	0	2	0	0	2	6	1	3	0	0	7	11
2005-06	0	2		0	3	8	0	2		0	8	13	0	4		0	11	21
2006-07	0	2		0	6	10	1	1		0	8	8	1	3		0	14	18
2007-08	1	0		1	6	6	2	0		0	9	5	3	0		1	15	11
2008-09	2	0		0	5	2	1	0		1	7	5	3	0		1	12	7
2009-10	2	0		0	9	3	0	2		0	2	6	2	2		0	11	9
2010-11	1	1		0	6	4	2	0		0	7	2	3	0		1	13	6
2011-12	2	0		0	9	3	1	1		0	6	4	3	1		0	15	7
2012-13	1	0		1	8	4	1	0		0	3	2	2	0		1	11	6
2013-14	0	0		1	3	4	1	1		0	5	5	1	1		1	8	9
TOTALS	25	22	7	3	199	186	24	26	5	3	188	192	49	47	12	7	387	378

VS COLUMBUS

YEAR	HOME						ROAD						OVERALL					
	W	L	T	OL	GF	GA	W	L	T	OL	GF	GA	W	L	T	OL	GF	GA
2000-01	1	0	1	0	4	3	0	2	0	0	3	7	1	2	1	0	7	10
2001-02	2	0	0	0	6	2	1	1	0	0	3	5	3	1	0	0	9	7
2002-03	1	0	1	0	8	5	1	1	0	0	4	4	2	1	1	0	12	9
2003-04	1	0	1	0	6	5	1	0	1	0	4	3	2	0	2	0	10	8
2005-06	1	1		0	7	6	1	1		0	9	7	2	2		0	16	13
2006-07	1	1		0	8	8	1	1		0	4	5	2	2		0	12	13
2007-08	0	2		0	4	6	1	1		0	4	5	1	3		0	8	11
2008-09	2	0		0	5	1	2	0		0	8	4	4	0		0	13	5
2009-10	1	1		0	5	4	2	0		0	6	2	3	1		0	11	6
2010-11	2	0		0	7	2	1	1		0	7	8	3	1		0	14	10
2011-12	1	1		0	4	5	0	2		0	5	7	1	3		0	9	12
2012-13	2	0		0	10	4	0	0		1	0	0	2	0		1	10	4
2013-14	0	1		0	0	2	0	0		1	3	4	0	1		1	3	6
TOTALS	15	7	3	0	74	53	11	10	1	2	60	61	26	17	4	2	134	114



VS DALLAS

YEAR	HOME						ROAD						OVERALL					
	W	L	T	OL	GF	GA	W	L	T	OL	GF	GA	W	L	T	OL	GF	GA
1979-80	1	1	0		4	4	0	1	1		4	10	1	2	1		8	14
1980-81	0	2	0		6	10	0	2	0		4	8	0	4	0		10	18
1981-82	0	2	1		11	16	3	1	0		16	24	3	3	1		27	40
1982-83	0	2	0		6	8	0	1	0		1	4	0	3	0		7	12
1983-84	1	0	0		5	1	0	2	0		8	10	1	2	0		13	11
1984-85	2	0	0		9	4	0	1	0		0	4	2	1	0		9	8
1985-86	0	1	0		5	6	2	0	0		7	3	2	1	0		12	9
1986-87	2	0	0		10	7	0	1	0		2	4	2	1	0		12	11
1987-88	1	0	0		5	4	1	0	1		13	10	2	0	1		18	14
1988-89	1	1	0		4	6	0	1	0		1	5	1	2	0		5	11
1989-90	1	0	0		5	3	0	2	0		5	12	1	2	0		10	15
1990-91	1	1	0		4	4	1	0	0		6	4	2	1	0		10	8
1991-92	0	1	0		2	3	0	2	0		3	10	0	3	0		5	13
1992-93	2	0	0		14	10	1	1	0		11	7	3	1	0		25	17
1993-94	1	2	0		9	12	0	1	2		6	8	1	3	2		15	20
1994-95	1	1	0		4	7	1	1	0		9	9	2	2	0		13	16
1995-96	2	0	0		10	6	2	1	0		14	8	4	1	0		24	14
1996-97	0	2	1		8	10	2	1	0		11	10	2	3	1		19	20
1997-98	2	1	0		9	10	0	2	1		3	10	2	3	1		12	20
1998-99	1	2	0		5	5	1	2	0		5	6	2	4	0		10	11
1999-00	0	3	0	0	5	12	2	0	1	0	9	7	2	3	1	0	14	19
2000-01	1	1	1	0	9	9	1	0	1	0	5	3	2	1	2	0	14	12
2001-02	1	1	0	0	7	7	1	2	0	0	9	8	2	3	0	0	16	15
2002-03	0	2	1	0	5	10	0	1	1	0	3	7	0	3	2	0	8	17
2003-04	2	1	0	0	9	8	1	1	1	0	11	8	3	2	1	0	20	16
2005-06	1	2		1	12	15	2	2		0	10	10	3	4		1	22	25
2006-07	0	2		2	6	13	1	2		1	9	16	1	4		3	15	29
2007-08	2	2		0	15	13	3	1		0	12	5	5	3		0	27	18
2008-09	2	1		0	9	8	2	0		1	7	5	4	1		1	16	13
2009-10	2	1		0	8	7	2	1		0	7	8	4	2		0	15	15
2010-11	2	1		0	9	6	2	1		0	7	8	4	2		0	16	14
2011-12	2	0		1	7	3	1	0		2	8	5	3	0		3	15	8
2012-13	2	0		0	4	1	0	1		1	6	7	2	1		1	10	8
2013-14	1	1		0	3	4	0	1		0	1	2	1	2		0	4	6
TOTALS	37	37	4	4	243	252	32	36	9	5	233	265	69	73	14	8	476	517

VS DETROIT

YEAR	HOME						ROAD						OVERALL					
	W	L	T	OL	GF	GA	W	L	T	OL	GF	GA	W	L	T	OL	GF	GA
1979-80	0	2	0		1	10	1	1	0		10	8	1	3	0		11	18
1980-81	0	1	1		7	8	0	2	0		8	11	0	3	1		15	19
1981-82	2	1	1		13	6	1	1	1		9	9	3	2	2		22	15
1982-83	1	0	0		8	3	2	0	0		12	2	3	0	0		20	5
1983-84	0	0	2		8	8	0	1	0		1	6	0	1	2		9	14
1984-85	1	0	0		5	2	1	0	1		11	8	2	0	1		16	10
1985-86	2	0	0		11	3	1	0	0		4	3	3	0	0		15	6
1986-87	0	0	1		1	1	1	1	0		7	7	1	1	1		8	8
1987-88	0	1	1		5	9	0	1	0		8	10	0	2	1		13	19
1988-89	0	1	0		2	6	0	1	1		5	8	0	2	1		7	14
1989-90	1	0	1		10	8	0	1	0		4	5	1	1	1		14	13
1990-91	0	1	0		2	5	0	2	0		2	9	0	3	0		4	14
1991-92	0	0	1		1	1	2	0	0		7	5	2	0	1		8	6
1992-93	1	0	0		4	1	1	1	0		8	8	2	1	0		12	9
1993-94	3	0	0		12	7	0	3	0		5	19	3	3	0		17	26
1994-95	1	1	0		5	8	0	2	1		9	17	1	3	1		14	25
1995-96	1	1	1		10	12	1	2	0		10	14	2	3	1		20	26
1996-97	0	2	1		9	12	2	0	0		8	3	2	2	1		17	15
1997-98	1	1	1		6	7	0	2	1		5	11	1	3	2		11	18
1998-99	1	1	0		5	8	2	0	0		10	5	3	1	0		15	13
1999-00	1	1	0	0	6	6	2	0	0	0	9	5	3	1	0	0	15	11
2000-01	0	1	1	0	4	6	0	1	1	0	5	8	0	2	2	0	9	14
2001-02	0	1	1	0	3	5	0	1	1	0	2	5	0	2	2	0	5	10
2002-03	0	2	0	0	5	8	1	1	0	0	6	6	1	3	0	0	11	14
2003-04	1	0	1	0	6	3	0	1	1	0	5	8	1	1	2	0	11	11
2005-06	0	2		0	3	9	2	0		0	9	3	2	2		0	12	12
2006-07	0	2		0	2	9	0	2		0	4	13	0	4		0	6	22
2007-08	0	2		0	4	9	0	2		0	4	6	0	4		0	8	15
2008-09	1	0		1	10	8	0	1		1	6	8	1	1		2	16	16
2009-10	1	1		0	4	6	1	1		0	7	7	2	2		0	11	13
2010-11	1	0		1	6	6	1	0		1	6	5	2	0		2	12	11
2011-12	1	0		1	5	3	0	1		1	4	7	1	1		2	9	10
2012-13	1	1		0	6	5	0	1		0	0	4	1	2		0	6	9
2013-14	1	0		0	5	2	1	0		0	4	2	2	0		0	9	4
TOTALS	23	26	14	3	194	210	23	33	8	3	214	255	46	59	22	6	408	465



VS EDMONTON																					OVERALL						
YEAR	W	L	T	OL	GF	GA		W	L	T	OL	GF	GA		W	L	T	OL	GF	GA							
1979-80	1	0	1		10	5		1	1	0		6	12		2	1	1		16	17							
1980-81	0	2	0		3	9		0	2	0		6	17		0	4	0		9	26							
1981-82	0	1	0		2	10		1	1	0		5	4		1	2	0		7	14							
1982-83	2	2	0		24	23		0	4	0		7	22		2	6	0		31	45							
1983-84	0	4	0		21	29		0	4	0		16	24		0	8	0		37	53							
1984-85	1	3	0		13	18		2	2	0		21	22		3	5	0		34	40							
1985-86	1	3	0		19	25		1	3	0		15	22		2	6	0		34	47							
1986-87	2	2	0		17	17		1	3	0		10	16		3	5	0		27	33							
1987-88	1	2	1		11	17		0	2	2		10	15		1	4	3		21	32							
1988-89	1	2	1		18	23		2	2	0		17	17		3	4	1		35	40							
1989-90	3	1	0		17	15		0	4	0		11	23		3	5	0		28	38							
1990-91	2	2	0		13	12		2	1	1		10	9		4	3	1		23	21							
1991-92	1	1	1		11	10		2	2	0		16	15		3	3	1		27	25							
1992-93	4	1	0		22	16		4	0	0		22	13		8	1	0		44	29							
1993-94	1	1	0		9	7		0	2	0		2	11		1	3	0		11	18							
1994-95	0	2	0		8	11		1	0	1		8	4		1	2	1		16	15							
1995-96	2	0	0		13	4		0	2	0		7	10		2	2	0		20	14							
1996-97	0	2	0		4	9		1	1	0		7	6		1	3	0		11	15							
1997-98	1	1	0		8	8		0	2	0		4	9		1	3	0		12	17							
1998-99	1	1	0		4	9		1	1	0		10	8		2	2	0		14	17							
1999-00	1	1	0	0	9	9		0	1	0	1	4	7		1	2	0	1	13	16							
2000-01	2	0	0	0	9	4		0	0	2	0	4	4		2	0	2	0	13	8							
2001-02	0	1	0	1	7	9		0	2	0	0	2	9		0	3	0	1	9	18							
2002-03	2	0	0	0	7	5		1	1	0	0	8	5		3	1	0	0	15	10							
2003-04	0	1	1	0	5	10		0	1	0	1	6	9		0	2	1	1	11	19							
2005-06	1	0		1	7	7		1	1		0	5	10		2	1		1	12	17							
2006-07	1	1		0	8	5		1	1		0	5	5		2	2		0	13	10							
2007-08	0	2		0	4	9		0	2		0	6	13		0	4		0	10	22							
2008-09	1	1		0	4	5		0	2		0	5	10		1	3		0	9	15							
2009-10	2	0		0	9	3		1	1		0	5	8		3	1		0	14	11							
2010-11	1	1		0	8	4		2	0		0	7	4		3	1		0	15	8							
2011-12	2	0		0	8	4		2	0		0	5	3		4	0		0	13	7							
2012-13	0	0		1	1	2		1	0		1	5	3		1	0		2	6	5							
2013-14	2	0		1	11	9		2	0		0	10	5		4	0		1	21	14							
TOTALS	39	41	5	4	344	362		30	51	6	3	287	374		69	92	11	7	631	736							

VS FLORIDA YEAR	HOME						ROAD						OVERALL					
	W	L	T	OL	GF	GA	W	L	T	OL	GF	GA	W	L	T	OL	GF	GA
1993-94	0	2	0		4	8	1	0	0		5	2	1	2	0		9	10
1994-95	DID NOT PLAY																	
1995-96	1	0	0		5	3	0	1	0		1	6	1	1	0		6	9
1996-97	0	0	1		1	1	1	0	0		3	0	1	0	1		4	1
1997-98	1	0	0		3	2	1	0	0		3	2	2	0	0		6	4
1998-99	0	0	1		2	2	0	1	0		1	7	0	1	1		3	9
1999-00	0	1	0	0	1	6	-	-	-	-	-	-	0	1	0	0	1	6
2000-01	1	0	0	0	2	1	0	1	0	0	3	4	1	1	0	0	5	5
2001-02	-	-	-	-	-	-	1	0	0	0	3	1	1	0	0	0	3	1
2002-03	0	0	1	0	3	3	-	-	-	-	-	-	0	0	1	0	3	3
2003-04	0	0	0	1	4	5	1	0	0	0	2	1	1	0	0	1	6	6
2005-06	1	0		0	6	3	-	-	-	-	-	-	1	0		0	6	3
2006-07	-	-	-	-	-	-	0	1		0	2	5	0	1		0	2	5
2007-08	DID NOT PLAY																	
2008-09	1	0		0	4	1	-	-	-	-	-	-	1	0		0	4	1
2009-10	2	0		0	9	3	1	1		0	5	8	3	1		0	14	11
2009-10	-	-	-	-	-	-	1	0		0	4	3	1	0		0	4	3
2010-11	0	0		1	1	2	-	-	-	-	-	-	0	0		1	1	2
2011-12	-	-	-	-	-	-	1	0		0	2	1	1	0		0	2	1
2012-13	DID NOT PLAY																	
2013-14	1	0		0	2	1	1	0		0	3	1	2	0		0	5	2
TOTALS	8	3	3	2	47	41	9	5	0	0	37	41	17	8	3	2	84	82



VS LOS ANGELES

YEAR	HOME						ROAD						OVERALL					
	W	L	T	OL	GF	GA	W	L	T	OL	GF	GA	W	L	T	OL	GF	GA
1979-80	1	0	1		9	7	1	1	0		10	8	2	1	1		19	15
1980-81	0	2	0		6	11	0	2	0		5	14	0	4	0		11	25
1981-82	2	0	0		14	7	1	0	0		3	2	3	0	0		17	9
1982-83	3	1	0		24	16	3	1	0		17	14	6	2	0		41	30
1983-84	2	0	2		23	20	3	0	1		22	16	5	0	3		45	36
1984-85	1	1	2		15	13	3	1	0		24	19	4	2	2		39	32
1985-86	1	3	0		15	19	1	2	1		15	15	2	5	1		30	34
1986-87	3	1	0		13	8	2	2	0		16	20	5	3	0		29	28
1987-88	2	2	0		11	10	3	1	0		21	18	5	3	0		32	28
1988-89	1	1	2		20	19	1	1	2		14	14	2	2	4		34	33
1989-90	3	1	0		21	9	2	1	1		15	14	5	2	1		36	23
1990-91	1	3	0		15	19	0	2	2		12	17	1	5	2		27	36
1991-92	2	2	0		17	16	0	2	1		8	10	2	4	1		25	26
1992-93	2	0	2		17	12	1	2	0		12	16	3	2	2		29	28
1993-94	1	1	0		7	7	1	0	1		12	10	2	1	1		19	17
1994-95	0	2	0		3	6	0	1	1		9	11	0	3	1		12	17
1995-96	2	0	0		9	6	1	1	0		8	10	3	1	0		17	16
1996-97	1	1	0		7	5	1	1	0		7	9	2	2	0		14	14
1997-98	1	1	0		7	4	1	1	0		6	5	2	2	0		13	9
1998-99	2	1	0		9	5	3	0	0		9	1	5	1	0		18	6
1999-00	1	2	0	0	6	9	3	0	0	0	12	7	4	2	0	0	18	16
2000-01	1	0	1	0	5	3	1	1	1	0	11	14	2	1	2	0	16	17
2001-02	2	0	1	0	11	6	0	0	2	0	4	4	2	0	3	0	15	10
2002-03	1	0	0	1	6	6	0	2	0	1	7	12	1	2	0	2	13	18
2003-04	2	1	0	0	11	7	0	2	1	0	9	14	2	3	1	0	20	21
2005-06	4	0		0	15	6	1	3		0	9	11	5	3		0	24	17
2006-07	3	1		0	16	14	1	2		1	11	14	4	3		1	27	28
2007-08	3	0		1	17	11	3	1		0	9	6	6	1		1	26	17
2008-09	2	1		0	6	7	2	1		0	9	10	4	2		0	15	17
2009-10	1	2		0	9	12	2	0		1	11	8	3	2		1	20	20
2010-11	2	1		0	13	9	1	1		1	4	4	3	2		1	17	13
2011-12	2	1		0	8	8	1	1		1	3	5	3	2		1	11	13
2012-13	2	1		0	10	7	0	2		0	2	7	2	3		0	12	14
2013-14	2	0		0	6	1	1	2		0	8	14	3	2		0	14	15
TOTALS	59	33	11	2	401	325	44	40	14	5	354	373	103	73	25	7	755	698

VS MINNESOTA

YEAR	HOME						ROAD						OVERALL					
	W	L	T	OL	GF	GA	W	L	T	OL	GF	GA	W	L	T	OL	GF	GA
2000-01	2	0	0	0	6	1	1	0	1	0	4	2	3	0	1	0	10	3
2001-02	2	0	0	0	9	2	0	1	1	0	4	7	2	1	1	0	13	9
2002-03	1	1	0	0	5	7	1	1	0	0	4	4	2	2	0	0	9	11
2003-04	0	1	1	0	3	6	2	0	0	0	5	2	2	1	1	0	8	8
2005-06	1	1		0	6	7	1	1		0	6	5	2	2		0	12	12
2006-07	1	1		0	4	4	0	2		0	2	7	1	3		0	6	11
2007-08	0	2		0	4	6	0	2		0	2	7	0	4		0	6	13
2008-09	1	1		0	5	4	0	2		0	3	10	1	3		0	8	14
2009-10	2	0		0	8	4	2	0		0	6	4	4	0		0	14	8
2010-11	1	1		0	3	3	1	0		1	9	8	2	1		1	12	11
2011-12	0	1		1	3	6	2	0		0	8	3	2	1		1	11	9
2012-13	1	1		0	5	5	0	0		1	3	4	1	1		1	8	9
2013-14	0	2		0	2	7	1	0		0	3	1	1	2		0	5	8
TOTALS	12	12	1	1	63	62	11	9	2	2	59	64	23	21	3	3	122	126

VS MONTREAL

YEAR	HOME						ROAD						OVERALL					
	W	L	T	OL	GF	GA	W	L	T	OL	GF	GA	W	L	T	OL	GF	GA
1979-80	1	1	0		9	6	0	2	0		0	10	1	3	0		9	16
1980-81	1	1	0		5	7	0	2	0		6	16	1	3	0		11	23
1981-82	0	0	2		9	9	0	1	0		3	7	0	1	2		12	16
1982-83	0	1	0		0	2	0	2	0		7	14	0	3	0		7	16
1983-84	0	1	1		4	14	1	0	0		5	3	1	1	1		9	17
1984-85	0	1	0		2	4	1	1	0		8	7	1	2	0		10	11
1985-86	1	1	0		9	11	0	1	0		0	4	1	2	0		9	15
1986-87	1	0	0		2	1	0	2	0		5	10	1	2	0		7	11
1987-88	0	2	0		4	11	0	1	0		0	6	0	3	0		4	17
1988-89	1	0	0		7	3	0	2	0		5	13	1	2	0		12	16
1989-90	1	0	1		9	8	0	1	0		1	5	1	1	1		10	13
1990-91	1	0	0		4	2	0	2	0		7	12	1	2	0		11	14
1991-92	0	0	1		2	2	0	1	0		1	6	0	1	1		3	8
1992-93	0	1	0		2	3	0	1	0		1	2	0	2	0		3	5
1993-94	1	0	0		3	1	0	1	0		2	4	1	1	0		5	5



VS MONTREAL (CONT'D) HOME

YEAR	W	L	T	OL	GF	GA	W	L	T	OL	GF	GA	W	L	T	OL	GF	GA
1994-95	DID NOT PLAY																	
1995-96	0	1	0		5	6	0	1	0		1	4	0	2	0		6	10
1996-97	0	0	1		4	4	1	0	0		5	4	1	0	1		9	8
1997-98	0	1	0		2	5	0	1	0		2	4	0	2	0		4	9
1998-99	1	0	0		4	2	0	0	1		2	2	1	0	1		6	4
1999-00	-	-	-	-	-	-	0	1	0	0	0	1	0	1	0	0	0	1
2000-01	0	0	1	0	3	3	0	1	0	0	2	5	0	1	1	0	5	8
2001-02	-	-	-	-	-	-	0	0	1	0	3	3	0	0	1	0	3	3
2002-03	0	1	0	0	2	4	-	-	-	-	-	-	0	1	0	0	2	4
2003-04	0	1	0	0	3	4	-	-	-	-	-	-	0	1	0	0	3	4
2005-06	-	-	-	-	-	-	0	1	-	0	2	5	0	1	-	0	2	5
2006-07	DID NOT PLAY																	
2007-08	0	1		0	2	4	-	-	-	-	-	-	0	1		0	2	4
2008-09	-	-	-	-	-	-	0	1	-	0	1	4	0	1		0	1	4
2009-10	0	1		0	2	4	-	-	-	-	-	-	0	1		0	2	4
2010-11	-	-	-	-	-	-	0	0	-	1	2	3	0	0		1	2	3
2011-12	0	0		1	2	3	-	-	-	-	-	-	0	0		1	2	3
2012-13	DID NOT PLAY																	
2013-14	1	0		0	5	2	0	1		0	1	3	1	1		0	6	5
TOTALS	10	15	7	1	105	125	3	27	2	1	72	157	13	42	9	2	177	282

VS NASHVILLE

YEAR	W	L	T	OL	GF	GA	W	L	T	OL	GF	GA	W	L	T	OL	GF	GA
1998-99	1	1	0		7	7	1	1	0		5	3	2	2	0		12	10
1999-00	1	0	0	1	6	6	1	0	1	0	10	7	2	0	1	1	16	13
2000-01	1	1	0	0	7	6	0	1	0	1	4	8	1	2	0	1	11	14
2001-02	2	0	0	0	7	4	2	0	0	0	4	2	4	0	0	0	11	6
2002-03	2	0	0	0	3	1	1	0	0	1	5	5	3	0	0	1	8	6
2003-04	0	2	0	0	3	11	0	1	1	0	6	7	0	3	1	0	9	18
2005-06	1	0		1	9	8	0	2		0	1	7	1	2		1	10	15
2006-07	2	0		0	6	4	0	2		0	2	8	2	2		0	8	12
2007-08	1	1		0	7	9	1	0		1	8	6	2	1		1	15	15
2008-09	1	1		0	2	3	0	2		0	2	6	1	3		0	4	9
2009-10	2	0		0	9	4	1	0		1	4	4	3	0		1	13	8
2010-11	1	1		0	6	8	1	1		0	3	5	2	2		0	9	13
2011-12	0	1		1	4	7	2	0		0	8	4	2	1		1	12	11
2012-13	1	0		0	4	0	1	1		0	7	7	2	1		0	11	7
2013-14	1	0		0	4	4	0	2		0	2	6	1	2		0	6	10
TOTALS	17	8	0	3	84	82	11	13	2	4	71	85	28	21	2	7	155	167

VS NEW JERSEY

YEAR	W	L	T	OL	GF	GA	W	L	T	OL	GF	GA	W	L	T	OL	GF	GA
1979-80	2	0	0		7	4	0	1	1		3	6	2	1	1		10	10
1980-81	2	0	0		9	7	0	1	1		3	4	2	1	1		12	11
1981-82	1	1	0		10	6	1	0	0		5	3	2	1	0		15	9
1982-83	1	1	0		5	4	1	0	0		5	3	2	1	0		10	7
1983-84	1	0	0		4	1	1	1	0		11	11	2	1	0		15	12
1984-85	1	0	1		9	3	1	0	0		6	3	2	0	1		15	6
1985-86	1	0	0		5	3	0	2	0		7	10	1	2	0		12	13
1986-87	2	0	0		12	4	1	0	0		5	4	3	0	0		17	8
1987-88	1	0	0		4	1	1	0	1		4	2	2	0	1		8	3
1988-89	1	0	1		8	7	0	0	1		3	3	1	0	2		11	10
1989-90	0	1	0		1	3	2	0	0		8	5	2	1	0		9	8
1990-91	1	0	1		8	7	0	0	1		3	3	1	0	2		11	10
1991-92	1	0	0		6	4	1	0	0		1	0	2	0	0		7	4
1992-93	1	0	0		4	3	0	0	1		2	2	1	0	1		6	5
1993-94	0	1	0		0	4	0	1	0		4	7	0	2	0		4	11
1994-95	DID NOT PLAY																	
1995-96	1	0	0		5	3	0	1	0		1	4	1	1	0		6	7
1996-97	1	0	0		4	3	1	0	0		4	3	2	0	0		8	6
1997-98	0	1	0		0	3	0	1	0		2	3	0	2	0		2	6
1998-99	1	0	0		3	2	0	1	0		1	4	1	1	0		4	6
1999-00	1	0	0	0	4	2	0	1	0	0	3	4	1	1	0	0	7	6
2000-01	0	1	0	0	2	3	0	1	0	0	1	5	0	2	0	0	3	8
2001-02	1	0	0	0	4	1	0	1	0	0	2	5	1	1	0	0	6	6
2002-03	0	1	0	0	0	3	-	-	-	-	-	-	0	1	0	0	0	3
2003-04	-	-	-	-	-	-	1	0	0	0	3	1	1	0	0	0	3	1
2005-06	DID NOT PLAY																	
2006-07	1	0		0	3	1	-	-	-	-	-	-	1	0		0	3	1



VS NEW JERSEY (CONT'D) HOME

YEAR	W	L	T	OL	GF	GA	ROAD						OVERALL					
							W	L	T	OL	GF	GA	W	L	T	OL	GF	GA
2007-08	-	-	-	-	-	-	1	0		0	4	1	1	0		0	4	1
2008-09	-	-	-	-	-	-	0	1		0	2	5	0	1		0	2	5
2009-10	1	0		0	4	3	-	-	-	-	-	-	1	0		0	4	3
2010-11	-	-	-	-	-	-	0	1		0	0	3	0	1		0	0	3
2011-12	1	0		0	5	3	-	-	-	-	-	-	1	0		0	5	3
2012-13	DID NOT PLAY																	
2013-14	1	0		0	3	2	1	0		0	2	2	2	0		0	5	4
TOTALS	25	7	3	0	129	90	13	14	6	0	95	106	38	21	9	0	224	196

VS NY ISLANDERS

YEAR	W	L	T	OL	GF	GA	ROAD						OVERALL					
							W	L	T	OL	GF	GA	W	L	T	OL	GF	GA
1979-80	0	1	1		4	8	0	1	1		2	5	0	2	2		6	13
1980-81	0	2	0		7	11	0	1	1		6	10	0	3	1		13	21
1981-82	1	1	0		8	7	0	1	0		2	5	1	2	0		10	12
1982-83	1	0	0		4	2	0	1	1		3	6	1	1	1		7	8
1983-84	1	1	0		7	7	1	0	0		4	2	2	1	0		11	9
1984-85	0	1	0		2	5	1	1	0		7	9	1	2	0		9	14
1985-86	0	2	0		4	10	0	0	1		4	4	0	2	1		8	14
1986-87	1	0	0		3	1	0	1	1		6	9	1	1	1		9	10
1987-88	1	1	0		5	8	0	1	0		3	7	1	2	0		8	15
1988-89	0	1	0		3	4	1	1	0		14	9	1	2	0		17	13
1989-90	0	2	0		7	12	1	0	0		4	3	1	2	0		11	15
1990-91	1	0	0		8	1	0	2	0		2	7	1	2	0		10	8
1991-92	1	0	0		3	1	0	1	1		5	6	1	1	1		8	7
1992-93	0	0	1		3	3	1	0	0		4	3	1	0	1		7	6
1993-94	0	1	0		2	7	1	0	0		5	2	1	1	0		7	9
1994-95	DID NOT PLAY																	
1995-96	0	1	0		2	4	1	0	0		7	5	1	1	0		9	9
1996-97	0	0	1		3	3	0	1	0		2	8	0	1	1		5	11
1997-98	1	0	0		2	1	0	1	0		0	4	1	1	0		2	5
1998-99	1	0	0		4	2	0	0	1		4	4	1	0	1		8	6
1999-00	1	0	0	0	5	0	0	0	1	0	2	2	1	0	1	0	7	2
2000-01	0	0	1	0	2	2	1	0	0	0	2	1	1	0	1	0	4	3
2001-02	1	0	0	0	6	1	-	-	-	-	-	-	1	0	0	0	6	1
2002-03	-	-	-	-	-	-	1	0	0	0	3	2	1	0	0	0	3	2
2003-04	0	1	0	0	2	5	-	-	-	-	-	-	0	1	0	0	2	5
2005-06	DID NOT PLAY																	
2006-07	1	0		0	6	3	-	-	-	-	-	-	1	0		0	6	3
2007-08	-	-	-	-	-	-	0	1		0	2	3	0	1		0	2	3
2008-09	1	0		0	5	4	0	1		0	2	3	1	1		0	7	7
2009-10	0	0		1	4	5	-	-	-	-	-	-	0	0		1	4	5
2010-11	-	-	-	-	-	-	1	0		0	4	3	1	0		0	4	3
2011-12	1	0		0	5	1	-	-	-	-	-	-	1	0		0	5	1
2012-13	DID NOT PLAY																	
2013-14	1	0		0	6	3	0	1		0	1	6	1	1		0	7	9
TOTALS	15	15	4	1	122	121	10	16	8	0	100	128	25	31	12	1	222	249

VS NY RANGERS

YEAR	W	L	T	OL	GF	GA	ROAD						OVERALL					
							W	L	T	OL	GF	GA	W	L	T	OL	GF	GA
1979-80	1	1	0		4	5	1	1	0		7	8	2	2	0		11	13
1980-81	1	1	0		8	5	0	2	0		8	16	1	3	0		16	21
1981-82	1	0	1		12	7	0	1	0		2	5	1	1	1		14	12
1982-83	1	0	0		4	1	0	1	1		9	14	1	1	1		13	15
1983-84	0	2	0		6	9	1	0	0		7	5	1	2	0		13	14
1984-85	1	0	0		6	5	2	0	0		17	9	3	0	0		23	14
1985-86	1	1	0		7	8	0	1	0		4	7	1	2	0		11	15
1986-87	0	1	0		3	6	2	0	0		7	5	2	1	0		10	11
1987-88	0	1	1		9	10	0	1	0		4	6	0	2	1		13	16
1988-89	0	1	0		3	4	1	1	0		9	7	1	2	0		12	11
1989-90	1	1	0		6	8	0	0	1		3	3	1	1	1		9	11
1990-91	0	1	0		4	6	1	1	0		7	8	1	2	0		11	14
1991-92	1	1	0		5	7	0	1	0		2	4	1	2	0		7	11
1992-93	0	1	0		4	5	0	1	0		2	5	0	2	0		6	10
1993-94	1	0	0		3	1	0	1	0		1	2	1	1	0		4	3
1994-95	DID NOT PLAY																	
1995-96	1	0	0		6	3	0	1	0		4	6	1	1	0		10	9
1996-97	0	1	0		1	3	0	1	0		2	5	0	2	0		3	8
1997-98	0	0	1		1	1	0	1	0		1	3	0	1	1		2	4
1998-99	1	0	0		3	1	0	1	0		0	3	1	1	0		3	4



VS NY RANGERS (CONT'D) HOME

YEAR	W	L	T	OL	GF	GA	W	L	T	OL	GF	GA	W	L	T	OL	GF	GA
1999-00	0	0	1	0	2	2	0	1	0	0	2	4	0	1	1	0	4	6
2000-01	1	0	0	0	3	1	1	0	0	0	2	0	2	0	0	0	5	1
2001-02	1	0	0	0	5	0	-	-	-	-	-	-	1	0	0	0	5	0
2002-03	-	-	-	-	-	-	0	0	0	1	2	3	0	0	0	1	2	3
2003-04	0	0	0	1	2	3	-	-	-	-	-	-	0	0	0	1	2	3
2005-06	DID NOT PLAY						-	-	-	-	-	-	0	1	-	0	3	7
2006-07	0	1	-	-	-	-	1	0	-	0	5	1	1	0	-	0	5	1
2007-08	-	-	-	-	-	-	0	1	-	0	1	4	0	1	-	0	1	4
2008-09	-	-	-	-	-	-	0	1	-	0	2	5	1	1	-	0	5	7
2009-10	1	0	-	0	3	2	0	0	-	1	3	4	0	0	-	1	3	4
2010-11	-	-	-	-	-	-	0	0	-	1	1	1	0	1	-	1	3	4
2011-12	0	1	-	0	2	3	0	0	-	1	1	1	0	1	-	1	3	4
2012-13	DID NOT PLAY						-	-	-	-	-	-	-	-	-	-	-	-
2013-14	1	0	-	0	4	1	0	0	-	1	3	4	1	0	-	1	7	5
TOTALS	15	15	4	1	119	114	10	19	2	4	117	147	25	34	6	5	236	261

VS OTTAWA

YEAR	W	L	T	OL	GF	GA	W	L	T	OL	GF	GA	W	L	T	OL	GF	GA
1992-93	1	0	0	-	6	3	1	0	1	-	12	6	2	0	1	-	18	9
1993-94	0	1	0	-	6	7	2	0	0	-	9	3	2	1	0	-	15	10
1994-95	DID NOT PLAY						-	-	-	-	-	-	-	-	-	-	-	-
1995-96	1	0	0	-	6	2	1	0	0	-	3	1	2	0	0	-	9	3
1996-97	0	1	0	-	1	4	1	0	0	-	4	2	1	1	0	-	5	6
1997-98	0	0	1	-	4	4	0	1	0	-	1	4	0	1	1	-	5	8
1998-99	0	1	0	-	1	4	1	0	0	-	2	0	1	1	0	-	3	4
1999-00	1	0	0	0	4	3	0	1	0	0	2	5	1	1	0	0	6	8
2000-01	0	1	0	0	2	5	-	-	-	-	-	-	0	1	0	0	2	5
2001-02	1	0	0	0	3	2	0	1	0	0	0	6	1	1	0	0	3	8
2002-03	-	-	-	-	-	-	0	1	0	0	1	2	0	1	0	0	1	2
2003-04	0	1	0	0	1	4	-	-	-	-	-	-	0	1	0	0	1	4
2005-06	-	-	-	-	-	-	0	1	-	0	2	7	0	1	-	0	2	7
2006-07	DID NOT PLAY						-	-	-	-	-	-	-	-	-	-	-	-
2007-08	0	1	-	0	2	4	-	-	-	-	-	-	0	1	-	0	2	4
2008-09	-	-	-	-	-	-	0	1	-	0	3	6	0	1	-	0	3	6
2009-10	1	0	-	0	3	2	-	-	-	-	-	-	1	0	-	0	3	2
2010-11	-	-	-	-	-	-	0	1	-	0	2	5	0	1	-	0	2	5
2011-12	1	0	-	0	3	2	-	-	-	-	-	-	1	0	-	0	3	2
2012-13	DID NOT PLAY						-	-	-	-	-	-	-	-	-	-	-	-
2013-14	0	0	-	1	3	4	1	0	-	0	4	3	1	0	-	1	7	7
TOTALS	6	6	1	1	45	50	7	7	1	0	45	50	13	13	2	1	90	100

VS PHILADELPHIA

YEAR	W	L	T	OL	GF	GA	W	L	T	OL	GF	GA	W	L	T	OL	GF	GA
1979-80	0	2	0	-	7	10	0	2	0	-	5	10	0	4	0	-	12	20
1980-81	1	1	0	-	7	9	0	2	0	-	2	13	1	3	0	-	9	22
1981-82	1	0	0	-	6	2	1	1	0	-	8	8	2	1	0	-	14	10
1982-83	0	2	0	-	5	9	0	1	0	-	2	5	0	3	0	-	7	14
1983-84	1	0	0	-	3	2	0	2	0	-	9	11	1	2	0	-	12	13
1984-85	2	0	0	-	11	6	1	0	0	-	7	4	3	0	0	-	18	10
1985-86	1	0	0	-	2	1	0	2	0	-	5	14	1	2	0	-	7	15
1986-87	1	1	0	-	6	7	0	1	0	-	1	3	1	2	0	-	7	10
1987-88	0	1	0	-	3	4	0	2	0	-	3	10	0	3	0	-	6	14
1988-89	0	1	1	-	7	11	0	1	0	-	1	5	0	2	1	-	8	16
1989-90	1	0	0	-	5	3	1	1	0	-	7	8	2	1	0	-	12	11
1990-91	0	2	0	-	4	8	0	1	0	-	3	4	0	3	0	-	7	12
1991-92	1	0	0	-	2	0	2	0	0	-	3	1	3	0	0	-	5	1
1992-93	0	1	0	-	2	4	0	1	0	-	4	5	0	2	0	-	6	9
1993-94	0	0	1	-	2	2	1	0	0	-	9	6	1	0	1	-	11	8
1994-95	DID NOT PLAY						-	-	-	-	-	-	-	-	-	-	-	-
1995-96	1	0	0	-	4	1	0	1	0	-	0	3	1	1	0	-	4	4
1996-97	0	1	0	-	1	3	0	1	0	-	1	4	0	2	0	-	2	7
1997-98	0	1	0	-	2	6	1	0	0	-	2	1	1	1	0	-	4	7
1998-99	0	1	0	-	1	4	0	1	0	-	2	4	0	2	0	-	3	8
1999-00	0	1	0	0	1	4	0	1	0	0	3	5	0	2	0	0	4	9
2000-01	1	0	0	0	6	3	1	0	0	0	2	1	2	0	0	0	8	4
2001-02	1	0	0	0	4	2	-	-	-	-	-	-	1	0	0	0	4	2
2002-03	1	0	0	0	4	0	0	1	0	0	2	6	1	1	0	0	6	6
2003-04	0	1	0	0	4	5	0	1	0	0	2	3	0	2	0	0	6	8
2005-06	DID NOT PLAY						-	-	-	-	-	-	-	-	-	-	-	-
2006-07	1	0	-	0	4	0	-	-	-	-	-	-	1	0	-	0	4	0
2007-08	-	-	-	-	-	-	1	0	-	0	3	2	1	0	-	0	3	2



VS PHILADELPHIA (CONT'D) HOME

YEAR	W	L	T	OL	GF	GA	ROAD						OVERALL					
2008-09	-	-	-	-	-	-	0	0	-	1	3	4	0	0	-	1	3	4
2009-10	1	0	-	0	3	1	-	-	-	-	-	-	1	0	-	0	3	1
2010-11	-	-	-	-	-	-	1	0	-	0	3	2	1	0	-	0	3	2
2011-12	0	1	-	0	2	4	0	1	-	0	1	2	0	2	-	0	3	6
2012-13	DID NOT PLAY																	
2013-14	0	1	-	0	3	5	1	0	-	0	2	1	1	1	-	0	5	6
TOTALS	15	18	2	0	111	116	11	24	0	1	95	145	26	42	2	1	206	261

VS PITTSBURGH

YEAR	W	L	T	OL	GF	GA	ROAD						OVERALL					
1979-80	0	2	0	-	4	7	0	2	0	-	4	7	0	4	0	-	8	14
1980-81	0	2	0	-	7	9	0	2	0	-	7	9	0	4	0	-	14	18
1981-82	1	0	0	-	6	1	0	2	0	-	3	6	1	2	0	-	9	7
1982-83	2	0	0	-	10	7	0	1	0	-	4	6	2	1	0	-	14	13
1983-84	0	1	0	-	3	6	2	0	0	-	9	7	2	1	0	-	12	13
1984-85	1	1	0	-	10	10	1	0	0	-	6	4	2	1	0	-	16	14
1985-86	1	0	0	-	5	3	0	2	0	-	3	13	1	2	0	-	8	16
1986-87	1	1	0	-	6	6	1	0	0	-	4	3	2	1	0	-	10	9
1987-88	0	1	0	-	4	5	2	0	0	-	8	4	2	1	0	-	12	9
1988-89	1	1	0	-	8	8	0	1	0	-	4	5	1	2	0	-	12	13
1989-90	0	0	1	-	3	3	0	2	0	-	4	10	0	2	1	-	7	13
1990-91	1	1	0	-	10	8	0	1	0	-	2	9	1	2	0	-	12	17
1991-92	0	1	0	-	1	3	1	1	0	-	6	3	1	2	0	-	7	6
1992-93	1	0	0	-	3	2	0	1	0	-	2	5	1	1	0	-	5	7
1993-94	0	1	0	-	3	5	0	1	0	-	3	5	0	2	0	-	6	10
1994-95	DID NOT PLAY																	
1995-96	0	1	0	-	0	1	0	1	0	-	4	9	0	2	0	-	4	10
1996-97	0	0	1	-	5	5	0	1	0	-	1	4	0	1	1	-	6	9
1997-98	0	0	1	-	2	2	1	0	0	-	2	1	1	0	1	-	4	3
1998-99	1	0	0	-	5	3	0	1	0	-	1	4	1	1	0	-	6	7
1999-00	1	0	0	0	3	1	0	1	0	0	2	4	1	1	0	0	5	5
2000-01	1	0	0	0	5	4	-	-	-	-	-	-	1	0	0	0	5	4
2001-02	1	0	0	0	5	2	1	0	0	0	3	1	2	0	0	0	8	3
2002-03	1	0	0	0	5	2	1	0	0	0	4	1	2	0	0	0	9	3
2003-04	0	0	0	1	3	4	-	-	-	-	-	-	0	0	0	1	3	4
2005-06	DID NOT PLAY																	
2006-07	0	1	-	0	2	7	-	-	-	-	-	-	0	1	-	0	2	7
2007-08	-	-	-	-	-	-	0	1	-	0	1	3	0	1	-	0	1	3
2008-09	1	0	-	0	4	1	-	-	-	-	-	-	1	0	-	0	4	1
2009-10	-	-	-	-	-	-	1	0	-	0	3	0	1	0	-	0	3	0
2010-11	0	0	-	1	3	4	0	1	-	0	1	6	0	1	-	1	4	10
2011-12	-	-	-	-	-	-	0	1	-	0	1	2	0	1	-	0	1	2
2012-13	DID NOT PLAY																	
2013-14	1	0	-	0	3	1	1	0	-	0	3	2	2	0	-	0	6	3
TOTALS	16	14	3	2	128	120	12	23	0	0	95	133	28	37	3	2	223	253

VS SAN JOSE

YEAR	W	L	T	OL	GF	GA	ROAD						OVERALL					
1991-92	3	1	0	-	18	9	2	0	1	-	13	10	5	1	1	-	31	19
1992-93	3	1	0	-	14	10	1	2	0	-	15	14	4	3	0	-	29	24
1993-94	0	1	1	-	6	11	0	1	1	-	7	12	0	2	2	-	13	23
1994-95	1	0	1	-	7	5	0	2	0	-	5	10	1	2	1	-	12	15
1995-96	0	1	1	-	4	10	1	1	0	-	9	6	1	2	1	-	13	16
1996-97	2	0	0	-	11	2	1	1	0	-	8	6	3	1	0	-	19	8
1997-98	2	0	0	-	8	4	2	0	0	-	7	2	4	0	0	-	15	6
1998-99	1	2	0	-	3	5	2	1	0	-	8	7	3	3	0	-	11	12
1999-00	2	1	0	0	8	8	1	2	0	0	5	11	3	3	0	0	13	19
2000-01	1	1	0	1	6	6	0	2	0	0	1	5	1	3	0	1	7	11
2001-02	1	1	0	0	10	9	1	2	0	0	9	12	2	3	0	0	19	21
2002-03	2	0	0	1	11	8	1	0	1	0	6	5	3	0	1	1	17	13
2003-04	0	3	0	0	2	12	1	1	1	0	6	10	1	4	1	0	8	22
2005-06	2	1	-	1	14	11	4	0	-	0	18	12	6	1	-	1	32	23
2006-07	1	3	-	0	11	11	1	3	-	0	7	15	2	6	-	0	18	26
2007-08	2	2	-	0	10	14	1	3	-	0	5	14	3	5	-	0	15	28
2008-09	2	1	-	0	10	8	1	2	-	0	6	6	3	3	-	0	16	14
2009-10	1	1	-	1	5	7	1	0	-	2	5	6	2	1	-	3	10	13
2010-11	1	2	-	0	7	11	0	3	-	0	5	12	1	5	-	0	12	23
2011-12	3	0	-	0	10	3	1	1	-	1	9	9	4	1	-	1	19	12
2012-13	1	1	-	0	2	5	1	1	-	1	5	7	2	2	-	1	7	12
2013-14	0	1	-	1	5	6	1	1	-	0	3	6	1	2	-	1	8	12
TOTALS	31	24	3	5	182	175	24	29	4	4	162	197	55	53	7	9	344	372



VS ST. LOUIS

YEAR	HOME						ROAD						OVERALL					
	W	L	T	OL	GF	GA	W	L	T	OL	GF	GA	W	L	T	OL	GF	GA
1979-80	0	0	2		8	8	1	1	0		4	8	1	1	2		12	16
1980-81	0	0	2		6	6	0	2	0		4	10	0	2	2		10	16
1981-82	3	0	1		19	14	1	1	1		14	14	4	1	2		33	28
1982-83	0	1	0		2	4	2	0	0		9	5	2	1	0		11	9
1983-84	2	0	0		8	4	0	1	0		3	9	2	1	0		11	13
1984-85	0	1	0		2	6	0	0	2		8	8	0	1	2		10	14
1985-86	1	1	0		6	5	0	1	0		6	8	1	2	0		12	13
1986-87	1	0	0		2	0	0	0	2		4	4	1	0	2		6	4
1987-88	2	0	0		8	4	0	1	0		2	6	2	1	0		10	10
1988-89	1	0	0		6	2	0	1	1		7	9	1	1	1		13	11
1989-90	1	1	0		8	10	0	0	1		3	3	1	1	1		11	13
1990-91	1	0	0		4	3	0	1	1		5	7	1	1	1		9	10
1991-92	0	1	1		6	7	0	1	0		1	2	0	2	1		7	9
1992-93	1	1	0		6	6	1	1	0		3	4	2	2	0		9	10
1993-94	2	1	0		6	4	1	2	0		10	12	3	3	0		16	16
1994-95	1	2	0		12	11	1	1	0		8	9	2	3	0		20	20
1995-96	1	2	0		8	11	0	2	1		4	8	1	4	1		12	19
1996-97	1	2	0		5	8	2	1	0		10	6	3	3	0		15	14
1997-98	1	1	0		7	7	2	1	0		8	10	3	2	0		15	17
1998-99	1	1	0		8	8	0	1	1		4	5	1	2	1		12	13
1999-00	0	2	0	0	3	11	1	1	0	0	2	5	1	3	0	0	5	16
2000-01	2	0	0	0	7	2	0	2	0	0	2	7	2	2	0	0	9	9
2001-02	2	0	0	0	8	3	0	2	0	0	4	9	2	2	0	0	12	12
2002-03	0	1	1	0	4	7	1	1	0	0	8	9	1	2	1	0	12	16
2003-04	2	0	0	0	7	5	0	1	1	0	3	5	2	1	1	0	10	10
2005-06	1	1		0	9	9	2	0		0	8	3	3	1		0	17	12
2006-07	1	1		0	7	9	2	0		0	7	3	3	1		0	14	12
2007-08	2	0		0	5	2	2	0		0	4	2	4	0		0	9	4
2008-09	0	2		0	2	8	0	2		0	4	6	0	4		0	6	14
2009-10	1	1		0	5	7	1	0		1	4	3	2	1		1	9	10
2010-11	2	0		0	7	4	1	1		0	7	7	3	1		0	14	11
2011-12	0	2		0	2	7	1	1		0	5	5	1	3		0	7	12
2012-13	0	1		0	3	6	0	1		1	1	4	0	2		1	4	10
2013-14	0	1		0	2	4	1	1		0	4	4	1	2		0	6	8
TOTALS	33	27	7	0	208	212	23	32	11	2	180	219	56	59	18	2	388	431

VS TAMPA BAY

YEAR	HOME						ROAD						OVERALL					
	W	L	T	OL	GF	GA	W	L	T	OL	GF	GA	W	L	T	OL	GF	GA
1992-93	1	1	0		6	6	2	0	0		10	7	3	1	0		16	13
1993-94	0	1	0		2	3	1	0	0		4	3	1	1	0		6	6
1994-95	DID NOT PLAY																	
1995-96	1	0	0		5	2	0	1	0		3	6	1	1	0		8	8
1996-97	0	1	0		0	2	1	0	0		5	0	1	1	0		5	2
1997-98	1	0	0		5	2	0	1	0		1	2	1	1	0		6	4
1998-99	1	0	0		4	1	0	1	0		2	4	1	1	0		6	5
1999-00	1	0	0	0	3	1	0	0	0	0	0	0	1	0	0	0	3	1
2000-01	1	0	0	0	3	2	1	0	0	0	5	2	2	0	0	0	8	4
2001-02	0	1	0	0	0	3	-	-	-	-	-	-	0	1	0	0	0	3
2002-03	0	1	0	0	0	4	0	1	0	0	2	4	0	2	0	0	2	8
2003-04	-	-	-	-	-	-	0	1	0	0	1	5	0	1	0	0	1	5
2005-06	0	1		0	1	3	-	-	-	-	-	-	0	1		0	1	3
2006-07	-	-	-	-	-	-	0	1		0	3	5	0	1		0	3	5
2007-08	DID NOT PLAY																	
2008-09	1	0		0	3	2	-	-	-	-	-	-	1	0		0	3	2
2009-10	0	1		0	1	4	1	0		0	2	1	1	1		0	3	5
2010-11	0	1		0	0	3	0	1		0	3	8	0	2		0	3	11
2011-12	0	1		0	3	4	-	-	-	-	-	-	0	1		0	3	4
2012-13	DID NOT PLAY																	
2013-14	1	0		0	6	3	1	0		0	3	3	2	0		0	9	6
TOTALS	8	9	0	0	43	45	7	7	0	0	44	50	15	16	0	0	86	95



VS TORONTO

YEAR	HOME						ROAD						OVERALL					
	W	L	T	OL	GF	GA	W	L	T	OL	GF	GA	W	L	T	OL	GF	GA
1979-80	0	2	0		7	17	0	2	0		2	15	0	4	0		9	32
1980-81	0	2	0		8	12	2	0	0		10	2	2	2	0		18	14
1981-82	1	2	0		12	14	3	0	1		23	13	4	2	1		35	27
1982-83	2	0	0		13	6	1	0	0		6	3	3	0	0		19	9
1983-84	1	0	0		8	2	2	0	0		16	11	3	0	0		24	13
1984-85	2	0	0		11	6	1	0	0		5	3	3	0	0		16	9
1985-86	0	0	1		3	3	1	1	0		5	9	1	1	1		8	12
1986-87	1	1	0		9	11	0	1	0		1	6	1	2	0		10	17
1987-88	1	0	0		4	3	1	1	0		13	8	2	1	0		17	11
1988-89	2	0	0		12	7	1	0	0		10	2	3	0	0		22	9
1989-90	0	0	1		5	5	2	0	0		10	5	2	0	1		15	10
1990-91	1	0	1		12	6	0	1	0		2	5	1	1	1		14	11
1991-92	1	0	0		4	2	1	1	0		4	4	2	1	0		8	6
1992-93	1	1	0		9	8	0	1	0		2	4	1	2	0		11	12
1993-94	0	2	1		5	11	1	2	0		6	14	1	4	1		11	25
1994-95	1	0	1		8	4	0	3	0		7	12	1	3	1		15	16
1995-96	2	1	0		10	10	1	1	1		8	7	3	2	1		18	17
1996-97	2	0	1		9	5	2	1	0		10	8	4	1	1		19	13
1997-98	2	1	0		8	5	2	0	0		8	2	4	1	0		16	7
1998-99	-	-	-		-	-	0	1	0		2	5	0	1	0		2	5
1999-00	-	-	-		-	-	0	1	0	0	3	5	0	1	0	0	3	5
2000-01	-	-	-		-	-	0	1	0	0	2	3	0	1	0	0	2	3
2001-02	-	-	-		-	-	0	1	0	0	3	6	0	1	0	0	3	6
2002-03	-	-	-		-	-	0	1	0	0	3	5	0	1	0	0	3	5
2003-04	0	1	0	0	4	5	-	-	-	-	-	-	0	1	0	0	4	5
2005-06	-	-	-		-	-	1	0		0	4	3	1	0		0	4	3
2006-07	DID NOT PLAY																	
2007-08	1	0		0	5	1	-	-	-	-	-	-	1	0		0	5	1
2008-09	1	0		0	6	3	-	-	-	-	-	-	1	0		0	6	3
2009-10	-	-	-		-	-	1	0		0	6	3	1	0		0	6	3
2010-11	1	0		0	5	1	-	-	-	-	-	-	1	0		0	5	1
2011-12	-	-	-		-	-	1	0		0	2	2	1	0		0	2	2
2012-13	DID NOT PLAY																	
2013-14	0	1		0	2	4	0	0		1	1	1	0	1		1	3	5
TOTALS	23	14	6	0	179	151	24	20	2	1	174	166	47	34	8	1	353	317

VS VANCOUVER

YEAR	HOME						ROAD						OVERALL					
	W	L	T	OL	GF	GA	W	L	T	OL	GF	GA	W	L	T	OL	GF	GA
1979-80	1	0	1		8	6	0	2	0		3	6	1	2	1		11	12
1980-81	0	1	1		6	14	0	1	1		5	10	0	2	2		11	24
1981-82	1	0	0		5	2	0	2	0		1	10	1	2	0		6	12
1982-83	3	1	0		16	14	0	3	1		14	21	3	4	1		30	35
1983-84	1	2	1		16	18	1	3	0		13	15	2	5	1		29	33
1984-85	2	1	1		21	19	3	1	0		20	15	5	2	1		41	34
1985-86	2	1	1		16	13	1	2	1		14	16	3	3	2		30	29
1986-87	3	1	0		13	11	2	2	0		18	17	5	3	0		31	28
1987-88	3	1	0		19	13	2	2	0		11	15	5	3	0		30	28
1988-89	3	1	0		17	15	1	2	1		11	14	4	3	1		28	29
1989-90	2	1	1		16	10	1	1	2		12	13	3	2	3		28	23
1990-91	2	1	1		15	16	2	2	0		10	10	4	3	1		25	26
1991-92	1	2	0		9	8	0	2	2		8	12	1	4	2		17	20
1992-93	0	3	0		8	16	1	3	0		9	20	1	6	0		17	36
1993-94	0	2	0		7	13	0	2	0		2	11	0	4	0		9	24
1994-95	1	0	1		10	7	1	1	0		5	6	2	1	1		15	13
1995-96	0	2	0		5	9	1	1	0		8	6	1	3	0		13	15
1996-97	2	0	0		11	4	0	2	0		6	12	2	2	0		17	16
1997-98	1	1	0		5	7	1	1	0		8	5	2	2	0		13	12
1998-99	1	1	0		4	5	0	1	1		3	4	1	2	1		7	9
1999-00	1	1	0	0	7	3	1	1	0	0	5	3	2	2	0	0	12	6
2000-01	1	0	1	0	4	3	1	1	0	0	5	8	2	1	1	0	9	11
2001-02	2	0	0	0	11	3	0	2	0	0	5	8	2	2	0	0	16	11
2002-03	0	1	1	0	5	8	0	2	0	0	1	6	0	3	1	0	6	14
2003-04	0	2	0	0	2	8	0	1	1	0	4	9	0	3	1	0	6	17
2005-06	1	1		0	6	8	0	2		0	4	6	1	3		0	10	14
2006-07	1	1		0	5	5	0	2		0	5	9	1	3		0	10	14
2007-08	1	0		1	3	2	1	1		0	5	6	2	1		1	8	8
2008-09	1	1		0	8	5	1	1		0	4	2	2	2		0	12	7
2009-10	2	0		0	7	5	0	2		0	1	8	2	2		0	8	13
2010-11	0	1		1	3	10	2	0		0	6	3	2	1		1	9	13
2011-12	1	1		0	1	6	1	0		1	6	5	2	1		1	7	11
2012-13	0	1		0	1	2	1	1		0	4	4	1	2		0	5	6
2013-14	3	0		0	4	2	0	0		2	6	8	3	0		2	10	10
TOTALS	43	32	10	2	294	290	25	52	10	3	242	323	68	84	20	5	536	613



VS WASHINGTON

YEAR	HOME						ROAD						OVERALL					
	W	L	T	OL	GF	GA	W	L	T	OL	GF	GA	W	L	T	OL	GF	GA
1979-80	0	1	1		4	7	0	2	0		7	11	0	3	1		11	18
1980-81	0	1	1		7	9	0	2	0		4	8	0	3	1		11	17
1981-82	1	1	0		6	6	0	1	0		3	7	1	2	0		9	13
1982-83	0	0	1		3	3	0	1	1		4	9	0	1	2		7	12
1983-84	1	1	0		7	10	0	1	0		3	8	1	2	0		10	18
1984-85	1	0	0		5	3	1	1	0		9	11	2	1	0		14	14
1985-86	1	0	1		14	11	0	1	0		3	5	1	1	1		17	16
1986-87	0	0	1		3	3	1	1	0		7	8	1	1	1		10	11
1987-88	1	1	0		3	8	1	0			3	2	2	1	0		6	10
1988-89	1	0	0		3	2	0	2	0		6	12	1	2	0		9	14
1989-90	2	0	0		12	5	1	0	0		4	3	3	0	0		16	8
1990-91	0	1	0		1	2	1	1	0		5	5	1	2	0		6	7
1991-92	2	0	0		10	8	0	0	1		3	3	2	0	1		13	11
1992-93	1	0	0		6	2	0	1	0		6	8	1	1	0		12	10
1993-94	1	0	0		6	4	0	1	0		3	4	1	1	0		9	8
1994-95	DID NOT PLAY																	
1995-96	0	1	0		1	6	0	0	1		1	1	0	1	1		2	7
1996-97	1	0	0		4	3	0	1	0		0	3	1	1	0		4	6
1997-98	0	0	1		3	3	0	1	0		1	2	0	1	1		4	5
1998-99	1	0	0		4	2	1	0	0		2	1	2	0	0		6	3
1999-00	0	0	1	0	2	2	0	0	0	1	2	3	0	0	1	1	4	5
2000-01	-	-	-	-	-	-	0	0	1	0	2	2	0	0	1	0	2	2
2001-02	1	0	0	0	5	2	0	0	1	0	2	2	1	0	1	0	7	4
2002-03	0	1	0	0	3	4	1	0	0	0	2	1	1	1	0	0	5	5
2003-04	-	-	-	-	-	-	1	0	0	0	3	0	1	0	0	0	3	0
2005-06	0	1		0	1	6	-	-	-	-	-	-	0	1		0	1	6
2006-07	-	-	-	-	-	-	1	0		0	3	2	1	0		0	3	2
2007-08	DID NOT PLAY																	
2008-09	1	0		0	2	1	-	-	-	-	-	-	1	0		0	2	1
2009-10	-	-	-	-	-	-	0	1		0	2	4	0	1		0	2	4
2010-11	1	0		0	3	2	-	-	-	-	-	-	1	0		0	3	2
2011-12	-	-	-	-	-	-	0	1		0	3	4	0	1		0	3	4
2012-13	DID NOT PLAY																	
2013-14	1	0		0	3	3	0	1		0	2	3	1	1		0	5	6
TOTALS	18	9	7	0	121	117	9	20	5	1	95	132	27	29	12	1	216	249

VS WINNIPEG

YEAR	HOME						ROAD						OVERALL					
	W	L	T	OL	GF	GA	W	L	T	OL	GF	GA	W	L	T	OL	GF	GA
1999-00	1	0	0	0	4	2	1	0	0	0	3	2	2	0	0	0	7	4
2000-01	1	0	0	0	5	1	-	-	-	-	-	-	1	0	0	0	5	1
2001-02	1	0	0	0	2	1	1	0	0	0	4	2	2	0	0	0	6	3
2002-03	1	0	0	0	4	2	1	0	0	0	5	1	2	0	0	0	9	3
2003-04	0	0	1	0	1	1	0	1	0	0	0	1	0	1	1	0	1	2
2005-06	1	0		0	5	2	-	-	-	-	-	-	1	0		0	5	2
2006-07	-	-	-	-	-	-	1	0		0	5	4	1	0		0	5	4
2007-08	DID NOT PLAY																	
2008-09	1	0		0	4	3	-	-	-	-	-	-	1	0		0	4	3
2009-10	-	-		-	-	-	1	0		0	3	2	1	0	0		3	2
2010-11	1	0		0	4	3	-	-	-	-	-	-	1	0		0	4	3
2011-12	1	0		0	4	1	0	1		0	0	1	1	1		0	4	2
2012-13	DID NOT PLAY																	
2013-14	0	0		1	1	1	0	1		1	3	7	0	1		2	4	8
TOTALS	8	0	1	1	34	17	5	3	0	1	23	20	13	3	1	2	57	37



MOST

POINTS:

107 – (50-25-7) – 2009-10

POINTS, HOME:

60 – 2001-02 (27-8-3-3); 2009-10 (29-10-2)

POINTS, ROAD:

48 – (22-14-4) – 1984-85

WINS:

50 – 2009-10

WINS, HOME:

29 – 2009-10

WINS, ROAD:

23 – 1996-97

LOSSES:

57 – 1980-81

LOSSES, HOME:

25 – 1980-81

LOSSES, ROAD:

32 – 1980-81

TIES:

18 – 2003-04

TIES, HOME:

9 – 1981-82

TIES, ROAD:

11 – 2003-04

GOALS:

358 – 1984-85

GOALS AGAINST:

400 – 1980-81

GOALS PER-GAME AVERAGE:

4.47 AVG – 1984-85

GOALS AGAINST-PER-GAME AVERAGE:

5.00 AVG – 1980-81

POWER-PLAY GOALS:

110 – 1987-88

POWER-PLAY GOALS AGAINST:

98 – 2005-06

SHORTHANDED GOALS:

15 – 1988-89

SHORTHANDED GOALS AGAINST:

18 – 1983-84

ASSISTS:

605 – 1984-85

SCORING POINTS:

963 – 1984-85

50 + GOAL SCORERS:

1 – 1984-85 (Dale Hawerchuk-53); 1992-93 (Teemu Selanne-76); 1995-96 (Keith Tkachuk-50); and 1996-97 (Keith Tkachuk-52)

40 + GOAL SCORERS:

2 – 1981-82 (Dale Hawerchuk-45 and Morris Lukowich-43); 1984-85 (Dale Hawerchuk-53 and Paul MacLean-41); and 1987-88 (Dale Hawerchuk-44 and Paul MacLean-40)

30 + GOAL SCORERS:

6 – 1984-85 (Dale Hawerchuk-53; Paul MacLean-41; Laurie Boschman-32; Brian Mullen-32; Doug Smail-31 and Thomas Steen-30) **NHL Record**

20 + GOAL SCORERS:

7 – 1983-84 (Paul MacLean-40; Dale Hawerchuk-37; Laurie Boschman-28; Brian Mullen-21; Scott Arniel-21; Thomas Steen-20 and Doug Smail-20)

100 + POINT SCORERS:

2 – 1984-85 (Dale Hawerchuk-130 and Paul MacLean-101)

PENALTY MINUTES:

2278 – 1987-88

SHUTOUTS FOR:

9 – 1998-99 (Nikolai Khabibulin-8 and Jimmy Waite-1); 2010-11 (Ilya Bryzgalov-7 and Jason LaBarbera-2)

FEWEST

POINTS:

32 – (9-57-14) – 1980-81

POINTS, HOME:

22 – (7-25-8) – 1980-81

POINTS, ROAD:

10 – (2-32-6) – 1980-81

WINS:

9 – 1980-81

WINS, HOME:

7 – 1980-81

WINS, ROAD:

2 – 1980-81

LOSSES:

*25 – 2009-10 (18 in shortened 2012-13 season)

LOSSES, HOME:

8 – 2001-02 and *2012-13 (8 in shortened 2012-13 season)

LOSSES, ROAD:

*13 – 2010-11 (10 in shortened 2012-13 season)

TIES:

6 – 1995-96

TIES, HOME:

2 – 1982-83 and 1999-00

TIES, ROAD:

0 – 1996-97

GOALS:

*188 – 2003-04 (121 in shortened 2012-13 season)

GOALS AGAINST:

*194 – 2011-12 (125 in shortened 2012-13 season)

GOALS-PER-GAME AVERAGE:

2.29 AVG – 2003-04

GOALS AGAINST-PER-GAME AVERAGE:

2.40 AVG – 1998-99; 2011-12

POWER-PLAY GOALS:

34 – 2011-12 (25 in shortened 2012-13 season)

POWER-PLAY GOALS AGAINST:

36 – 2011-12 (34 in shortened 2012-13 season)

SHORTHANDED GOALS:

3 – 1992-93; 2009-10, 2013-14 (2 in shortened 2012-13 season)

SHORTHANDED GOALS AGAINST:

4 – 2008-09 (2 in shortened 2012-13 season)

ASSISTS:

*319 – 2003-04 (211 in shortened 2012-13 season)

SCORING POINTS:

*507 – 2003-04 (332 in shortened 2012-13 season)

PENALTY MINUTES:

757 – 2011-12 (504 in shortened 2012-13 season)

**LONGEST****WINNING:**

9 Games – (Mar. 8 – Mar. 27, 1985); Mar. 4 – Mar. 21, 2010)

WINNING, HOME:

10 Games – Nov. 21 – Dec. 29, 2009)

WINNING, ROAD:

8 Games – (Feb. 25 – Apr. 6, 1985)

WINNING, START OF SEASON:

3 Games – (Oct. 10 – Oct. 17, 1987); (Oct. 10 – Oct. 15, 2003)

WINNING, START OF SEASON, HOME:

5 Games – (Oct. 5 – Oct. 28, 2000)

WINNING, START OF SEASON, ROAD:

3 Games – (Oct. 9 – Oct. 14, 1982)

UNBEATEN:

14 Game – 12-0-2 (Oct. 25 – Nov. 28, 1998)

UNBEATEN, HOME:

11 Games – 6-0-5 (Dec. 23, 1983 – Feb. 5, 1984); 10-0-1 (Oct. 15 – Dec. 20, 1998)

UNBEATEN, ROAD:

9 Games – 8-0-1 (Feb. 25 – Apr. 7, 1985); 5-0-4-0 (Dec. 7, 2003 – Jan. 9, 2004)

UNDEFEATED, START OF SEASON:

3 Games – 3-0-0 (Oct. 10 – Oct. 17, 1987); 2-0-1 (Oct. 2 – Oct. 8, 1999); 3-0-0 (Oct. 10 – Oct. 15, 2003)

MOST**GOALS:**

12 – at NYR, Feb. 25, 1985

GOALS, HOME:

10 – vs. LA, Mar. 30, 1983; and vs. CGY, Mar. 25, 1987

GOALS, ROAD:

12 – at NYR, Feb. 25, 1985

GOALS AGAINST:

15 – at MIN 15, Nov. 11, 1981

GOALS AGAINST, HOME:

12 – vs. MTL, Oct. 19, 1983

GOALS AGAINST, ROAD:

15 – at MIN, Nov. 11, 1981

GOALS, BOTH TEAMS:

18 – at DET, Nov. 25, 1987

GOALS, CONSECUTIVE:

9 – at TOR, Mar. 5, 1988

POWER-PLAY GOALS:

5 – vs. CGY, Mar. 9, 1988; vs. CAR, Dec. 3, 2005; vs. FLA, Jan. 19, 2006

POWER-PLAY GOALS AGAINST:

5 – at MIN, Nov. 11, 1981; vs. CGY, Nov. 1, 1991

UNBEATEN, START OF SEASON, HOME:

11 games – 9-0-2 (Oct. 5 – Nov. 21, 2013)

UNBEATEN, START OF SEASON, ROAD:

4 Games -- 2-0-2 (Oct. 10 – Oct. 23, 1991)

UNBEATEN, INCLUDING PLAYOFFS:

15 Games – 12-0-3 (Mar. 8 – Apr. 11, 1985 – 10-0-3 regular season, 2-0 playoffs)

LOSING:

10 Games – (Nov. 30 – Dec. 20, 1980); (Feb. 6 – Feb. 25, 1994)

LOSING, HOME:

6 Games – (Oct. 6 – Nov. 3, 2007); (Jan. 27 – Feb. 16, 2009)

LOSING, ROAD:

13 Games – (Jan. 26 – Apr. 14, 1994)

LOSING, START OF SEASON:

3 Games – (Oct. 10 – Oct. 13, 1981)

LOSING, START OF SEASON, HOME:

3 Games – (Oct. 12 – Oct. 26, 2002)

LOSING, START OF SEASON, ROAD:

8 Games – (Oct. 8 – Nov. 8, 1992)

WINLESS:

30 Games – 0-23-7 (Oct. 19 – Dec. 20, 1980) NHL Record

WINLESS, HOME:

14 Games – 0-9-5 (Oct. 19 – Dec. 14, 1980)

WINLESS, ROAD:

18 Games – 0-16-2 (Oct. 10 – Dec. 20, 1980)

WINLESS, START OF SEASON:

3 Games – 0-1-2 (Oct. 5 – Oct. 9, 1983); 0-3-0 (Oct. 10 – Oct. 13, 1985); 0-2-1 (Oct. 6 – Oct. 12, 1988)

WINLESS, START OF SEASON, HOME:

6 Games – 0-4-2 (Oct. 5 – Nov. 2, 1983)

WINLESS, START OF SEASON, ROAD:

18 Games – 0-16-2 (Oct. 10, 1980 – Jan. 7, 1981)

SHUTOUT SEQUENCE:

306 minutes, 16 seconds -- (Dec. 31, 2003 – Jan. 11, 2004) – 60:00 vs. LA, Dec. 31; 60:00 at DAL, Jan. 2; 60:00 at CAR, Jan. 4; 60:00 at WSH, Jan. 7; 60:00 at MIN, Jan. 9; 6:16 vs. ATL, Jan. 11

CONSECUTIVE GOALS:

18 – (Dec. 31, 2003 – Jan. 11, 2004)

TEAM RECORDS: GAME

SHORTHANDED GOALS:

4 – vs. VAN, Apr. 7, 1995

SHORTHANDED GOALS AGAINST:

3 – at EDM, Dec. 21, 1983; at CHI, Oct. 12, 1988; vs. STL, Jan. 14, 2003

SCORING POINTS:

30 – at QUE, Nov. 24, 1990

SHOTS:

54 – vs. LA, Mar. 30, 1983; vs. VAN, Feb. 10, 1985

SHOTS, BOTH TEAMS:

93 – vs. MIN (WPG 42, MIN 51), Nov. 11, 1981

SHOTS AGAINST:

57 – vs. VAN, Nov. 18, 1980

PENALTY MINUTES:

140 – at VAN (15 minors, 6 majors, 3 misconducts, 5 game misconducts), Dec. 31, 1987

PENALTY MINUTES, BOTH TEAMS:

286 – at VAN (140 WPG: 15 minors, 6 majors, 3 misconducts, 5 game misconducts; 146 VAN: 18 minors, 4 majors, 6 misconducts, 3 game misconducts), Dec. 31, 1987

FEWEST

SHOTS:

11 – vs. DAL, Apr. 16, 1998; at PIT, Dec. 11, 1999

SHOTS AGAINST:

12 – vs. NJ, Oct. 22, 1982

PENALTY MINUTES:

0 – vs. HFD, Dec. 30, 1981; at ANA, Apr. 6, 2008; at STL, Feb. 24, 2009; at VAN, Nov. 21, 2010; vs. VAN, Mar. 4, 2014

LARGEST

MARGIN OF VICTORY, HOME:

9 – vs. CGY (10-1), Mar. 25, 1987; vs. CGY (9-0), Feb. 3, 1988

MARGIN OF VICTORY, ROAD:

9 – at TOR (10-1), Mar. 5, 1988

MARGIN OF DEFEAT, HOME:

10 – vs. MTL (12-2), Oct. 19, 1983

MARGIN OF DEFEAT, ROAD:

13 – at MIN (15-2), Nov. 11, 1981



MOST GOALS:

6 – vs. VAN (2nd period), Nov. 9, 1984; vs. LAK (3rd period), Oct. 30, 1988; at EDM (1st period), Mar. 30, 1999; at NSH (1st period), Mar. 28, 2013

GOALS AGAINST:

8 – at MIN (2nd period), Nov. 11, 1981

SHOTS:

25 – vs. CGY (2nd period), Feb. 5, 1982

SHOTS AGAINST:

27 – at MIN (2nd period), Nov. 11, 1981

PENALTY MINUTES:

117 – at VAN (1st period, 6 minors, 5 majors, 3 misconducts, 5 game misconducts), Dec. 31, 1987

PENALTY MINUTES, BOTH TEAMS:

228 – at VAN (1st period, 117 WPG: 6 minors, 5 majors, 3 misconducts, 5 game misconducts; and 111 VAN: 8 minors, 3 majors, 5 misconducts, 3 game misconducts), Dec. 31, 1987

FEWEST

SHOTS:

0 – vs. NYR (2nd period), Jan. 15, 1982; at CGY (1st period), Mar. 24, 2003

SHOTS AGAINST:

0 – vs. TB (2nd period), Dec. 2, 1999

FASTEST SIX GOALS:

8 minutes, 14 seconds – vs. LAK (3rd period), Oct. 30, 1988 (Dave Ellett, 9:23; Pat Elynuik, 12:37; Randy Gilhen, 13:39; Dale Hawerchuk, 16:14; Doug Smail, 16:58; Ray Neufeld, 17:37)

FIVE GOALS:

5 minutes – vs. LAK (3rd period), Oct. 30, 1988 (Pat Elynuik, 12:37; Randy Gilhen, 13:39; Dale Hawerchuk, 16:14; Doug Smail, 16:58; Ray Neufeld, 17:37)

FIVE GOALS, BOTH TEAMS:

2 minutes, 38 seconds – vs. SJ (3rd period), Mar. 25, 2008 (Shane Doan, PHX -2:16; Joe Thornton, SJ - 2:51; Marc-Edouard Vlasic, SJ - 3:19; Steven Reinprecht, PHX - 4:05; Joe Thornton, SJ -4:54)

FOUR GOALS:

2 minutes, 16 seconds – vs. VAN (2nd period), Nov. 9, 1984 (Dale Hawerchuk, 7:52; Scott Arniel, 8:05; Brian Mullen, 9:11; Scott Arniel, 10:08)

FOUR GOALS, BOTH TEAMS:

1 minute, 11 seconds – at MIN (2nd period), Nov. 11, 1981 (Kent-Erik Andersson, MIN--4:05; Neal Broten, MIN--4:56; Bengt Lundholm, WPG--5:02; Mike Eaves--MIN, 5:16)

THREE GOALS:

54 seconds – at EDM (1st period), Dec. 10, 1988 (Doug Smail 10:47; Dave Ellett, 11:13; Brent Ashton, 11:41)

THREE GOALS, BOTH TEAMS:

19 seconds – at CHI (2nd period), Dec. 17, 1986 (Brian Mullen, WPG --16:05; Wayne Presley, CHI--16:17; Bill Watson, CHI--16:24)

TWO GOALS:

4 seconds – vs. EDM (2nd period), Dec. 15, 1995 (Deron Quint, 7:51 and 7:55)

TWO GOALS, BOTH TEAMS:

6 seconds – vs. MIN (2nd period), Dec. 26, 1982 (Dale Hawerchuk, WPG--2:46; Mike Eaves, MIN--2:52); at STL (2nd period), Jan. 31, 1989 (Bernie Federko, STL--17:39; Paul Fenton, WPG--17:35); vs. MIN (3rd period), Dec. 27, 1992 (Dave Gagner, MIN--2:08; Keith Tkachuk, WPG--2:14); vs. SJS (2nd period), Oct. 19, 1997 (Doug Bodger, SJS--7:59; John Slaney, PHX--8:05)

**MOST****SEASONS:**

18 - Shane Doan

GAMES:

1,315 - Shane Doan

GAMES, INCLUDING PLAYOFFS:

1,370 - Shane Doan (1,315 regular season, 55 postseason)

GAMES, CONSECUTIVE:

475 - Dale Hawerchuk (Dec. 19, 1982 - Dec. 10, 1988)

GOALS:

379 - Dale Hawerchuk

GOALS, INCLUDING PLAYOFFS:

395 - Dale Hawerchuk (379 regular season, 16 postseason)

GOALS, CENTER:

379 - Dale Hawerchuk

GOALS, LEFT WING:

323 - Keith Tkachuk

GOALS, RIGHT WING:

354 - Shane Doan

GOALS, DEFENSEMAN:

108 - Teppo Numminen

OVERTIME GOALS:

11 - Shane Doan

ASSISTS:

553 - Thomas Steen

ASSISTS, INCLUDING PLAYOFFS:

585 - Thomas Steen (553 regular season, 32 postseason)

ASSISTS, CENTER:

553 - Thomas Steen

ASSISTS, LEFT WING:

300 - Keith Tkachuk

ASSISTS, RIGHT WING:

508 - Shane Doan

ASSISTS, DEFENSEMAN:

426 - Teppo Numminen

POINTS:

929 - Dale Hawerchuk

POINTS, INCLUDING PLAYOFFS:

978 - Dale Hawerchuk (929 regular season, 49 postseason)

POINTS, CENTER:

929 - Dale Hawerchuk

POINTS, LEFT WING:

623 - Keith Tkachuk

POINTS, RIGHT WING:

862 - Shane Doan

POINTS, DEFENSEMAN:

534 - Teppo Numminen

PENALTY MINUTES:

1,508 - Keith Tkachuk

PENALTY MINUTES, INCLUDING PLAYOFFS:

1,608 - Keith Tkachuk (1,508 regular season, 100 postseason)

HAT TRICKS:

12 - Dale Hawerchuk

20 + GOAL SEASONS:

12 - Shane Doan

30 + GOAL SEASONS:

8 - Dale Hawerchuk

40 + GOAL SEASONS:

7 - Dale Hawerchuk

50 + GOAL SEASONS:

2 - Keith Tkachuk

100 + POINT SEASONS:

6 - Dale Hawerchuk

CONSECUTIVE 20 + GOAL SEASONS:

9 - Dale Hawerchuk (1981-82 to 1989-90), Keith Tkachuk (1992-93 to 2000-01) and Shane Doan (1999-00 to 2008-09)

CONSECUTIVE 30 + GOAL SEASONS:

8 - Dale Hawerchuk (1981-82 to 1988-89)

CONSECUTIVE 40 + GOAL SEASONS:

5 - Dale Hawerchuk (1984-85 to 1988-89)

CONSECUTIVE 50 + GOAL SEASONS:

2 - Keith Tkachuk (1995-96 to 1996-97)

CONSECUTIVE 100 + POINT SEASONS:

5 - Dale Hawerchuk (1983-84 to 1987-88)

CONSECUTIVE GAMES PLAYED:

475 - Dale Hawerchuk (Dec. 19, 1982 to Dec. 10, 1988)

MOST BY A GOALTENDER**GAMES:**

311 - Bob Essensa

WINS:

130 - Ilya Bryzgalov

SHUTOUTS:

21 - Nikolai Khabibulin, Ilya Bryzgalov

20 + WIN SEASONS:

4 - Nikolai Khabibulin, Ilya Bryzgalov

30 + WIN SEASONS:

3 - Nikolai Khabibulin

CONSECUTIVE 20 + WIN SEASONS:

4 - Nikolai Khabibulin (1995-96 to 1998-99); Ilya Bryzgalov (2007-08 to 2010-11)

CONSECUTIVE 30 + WIN SEASONS:

3 - Nikolai Khabibulin (1996-97 to 1998-99)



MOST

GOALS:

76 – Teemu Selanne (1992-93)

GOALS, INCLUDING PLAYOFFS:

80 – Teemu Selanne, 1992-93 (76 regular season, 4 postseason)

GOALS BY A DEFENSEMAN:

23 – Phil Housley (1990-91 and 1991-92)

GOALS BY A ROOKIE:

76 – Teemu Selanne (1992-93) **NHL Record**

GOALS BY A ROOKIE DEFENSEMAN:

11 – Dave Ellett (1984-85)

GOALS BY A CENTER:

53 – Dale Hawerchuk (1984-85)

GOALS BY A LEFT WING:

52 – Keith Tkachuk (1996-97)

GOALS BY A RIGHT WING:

76 – Teemu Selanne (1992-93)

ASSISTS:

79 – Phil Housley (1992-93)

ASSISTS, INCLUDING LAYOFFS:

86 – Phil Housley, 1992-93 (79 regular season, 6 postseason)

ASSISTS BY A DEFENSEMAN:

79 – Phil Housley (1992-93)

ASSISTS BY A ROOKIE:

58 – Dale Hawerchuk (1981-82)

ASSISTS BY A ROOKIE DEFENSEMAN:

38 – Dave Babych (1980-81)

ASSISTS BY A CENTER:

77 – Dale Hawerchuk (1984-85 and 1987-88)

ASSISTS BY A LEFT WING:

49 – Morris Lukowich (1981-82)

ASSISTS BY A RIGHT WING:

60 – Paul MacLean (1984-85)

POINTS:

132 – Teemu Selanne (1992-93)

POINTS, INCLUDING PLAYOFFS:

138 – Teemu Selanne, 1992-93 (132 regular season, 6 postseason)

POINTS BY A DEFENSEMAN:

97 – Phil Housley (1992-93)

POINTS BY A ROOKIE:

132 – Teemu Selanne (1992-93) **NHL Record**

POINTS BY A ROOKIE DEFENSEMAN:

44 – Dave Babych (1980-81)

POINTS BY A CENTER:

130 – Dale Hawerchuk (1984-85)

POINTS BY A LEFT WING:

98 – Keith Tkachuk (1995-96)

POINTS BY A RIGHT WING:

132 – Teemu Selanne (1992-93)

PENALTY MINUTES:

347 – Tie Domi (1993-94)

PENALTY MINUTES BY A ROOKIE:

324 – Daniel Carcillo (2007-08)

PENALTY MINUTES BY A DEFENSEMAN:

271 – Shawn Cronin (1991-92)

PENALTY MINUTES BY A CENTER:

243 – Laurie Boschman (1983-84)

PENALTY MINUTES BY A LEFT WING:

324 – Daniel Carcillo (2007-08)

PENALTY MINUTES BY A RIGHT WING:

347 – Tie Domi (1993-94)

HAT TRICKS:

5 – Teemu Selanne, 4 three-goal games and 1 four-goal game (1992-93)

POWER PLAY GOALS:

24 – Teemu Selanne (1992-93)

SHORTHANDED GOALS:

7 – Dave McLlwain (1989-90)

GAME WINNING GOALS:

12 – Jeremy Roenick (1999-00); Radim Vrbata (2011-12)

GAME TYING GOALS:

3 – Barry Long (1980-81); Danny Geoffrion (1980-81); Morris Lukowich (1981-82); Dave Babych (1981-82); Dale Hawerchuk (1983-84); and **Shane Doan (2003-04)**

GAME OPENING GOALS:

12 – Keith Tkachuk (1995-96 and 1998-99)

SHOTS:

387 – Teemu Selanne (1992-93)

HIGHEST GOALS-PER-GAME AVERAGE

(among players with 30-or-more goals):
.90 – Teemu Selanne (1992-93) 76G in 84 GP

HIGHEST ASSISTS-PER-GAME AVERAGE

(among players with 35-or-more assists):
.98 – Phil Housley (1992-93) 79A in 80 GP

HIGHEST POINTS-PER-GAME AVERAGE

(among players with 50-or-more points):
1.62 – Dale Hawerchuk (1984-85) 130 PTS in 80 GP

MOST BY A GOALTENDER

GAMES:

72 – Nikolai Khabibulin (1996-97)

MINUTES:

4,091 – Nikolai Khabibulin (1996-97)

GOALS AGAINST:

2.27 – Bob Essensa (1992-93)

WINS:

42 – Ilya Bryzgalov (2009-10)

LOSSES:

33 – Nikolai Khabibulin (1996-97)

TIES:

13 – Sean Burke (2000-01)

SHUTOUTS:

8 – Nikolai Khabibulin (1998-99); Ilya Bryzgalov (2009-10); **Mike Smith (2011-12)**

ASSISTS:

5 – Ed Staniowski (1981-82); Bob Essensa (1992-93)

PENALTY MINUTES:

25 – Gary Smith (1979-80)

**LONGEST****WINNING, GOALTENDER:**

11 – Mike Smith 11-0-1 (Feb. 4 – 28, 2012)

UNBEATEN, GOALTENDER:

12 – Brian Hayward 10-0-2 (Mar. 8 – Apr. 6, 1985)

SHUTOUT SEQUENCE, GOALTENDER:

332 minutes, 01 second – Brian Boucher (Dec. 22, 2003 – Jan. 11, 2004) – 25:45 at NSH, Dec. 22; 60:00 vs. LA, Dec. 31; 60:00 at DAL, Jan. 2; 60:00 at CAR, Jan. 4; 60:00 at WSH, Jan. 7; 60:00 at MIN, Jan. 9; 6:16 vs. ATL, Jan. 11
NHL Record (Modern Era)

CONSECUTIVE SHUTOUTS:

5 games – Brian Boucher (Dec. 31, 2003 – Jan. 9, 2004) **NHL Record (Modern Era)**

CONSECUTIVE POINT:

18 games – Dale Hawerchuk – 17-16-33 (Feb. 23 – Apr. 7, 1985)

CONSECUTIVE GOAL:

9 games – Teemu Selanne – 14G (Mar. 14 – Apr. 1, 1993)

CONSECUTIVE ASSIST:

14 games – Phil Housley – 21 A (Dec. 26, 1992 – Jan. 19, 1993)

CONSECUTIVE PENALTY:

15 games – Tie Domi (Mar. 14 – Apr. 15, 1993)

INDIVIDUAL RECORDS: GAME

MOST**GOALS:**

5 – Willy Lindstrom, at PHI (Mar. 2, 1982); Alexei Zhamnov, at LAK (Apr. 1, 1995)

GOALS, DEFENSEMAN:

3 – Ed Jovanovski, vs. NSH (Nov. 3, 2010)

GOALS, ROOKIE:

4 – Teemu Selanne, vs. MIN (Feb. 28, 1993)

GOALS, CENTER:

5 – Alexei Zhamnov, at LAK (Apr. 1, 1995)

GOALS, LEFT WING:

4 – Keith Tkachuk, at DAL (Mar. 26, 1996), at CHI (Mar. 20, 1997)

GOALS, RIGHT WING:

5 – Willy Lindstrom, at PHI (Mar. 2, 1982)

ASSISTS:

5 – Dale Hawerchuk, vs. LAK (Mar. 6, 1984), vs. TOR (Mar. 18, 1989), vs. LAK (Mar. 4, 1990); Phil Housley, vs. HFD (Jan. 18, 1993); Keith Tkachuk at BUF (Feb. 23, 2001)

ASSISTS, DEFENSEMAN:

5 – Phil Housley, vs. HFD (Jan. 18, 1993)

ASSISTS, ROOKIE:

4 – Keith Ballard, vs. FLA (Jan. 19, 2006)

ASSISTS, CENTER:

5 – Dale Hawerchuk, vs. LAK (Mar. 6, 1984), vs. TOR (Mar. 18, 1989), vs. LAK (Mar. 4, 1990)

ASSISTS, LEFT WING:

5 – Keith Tkachuk, at BUF (Feb. 23, 2001)

ASSISTS, RIGHT WING:

4 – Paul MacLean, vs. TOR (Dec. 14, 1984) vs. BOS (Feb. 20, 1987); Andrew McBain, vs. NYR (Apr. 1, 1988); Dallas Drake, at LAK (Apr. 1, 1995); Teemu Selanne, vs. MTL (Dec. 12, 1995); **Shane Doan, vs. EDM (Mar. 24, 2001); Shane Doan, vs. SJS (Dec. 30, 2006)**

POINTS:

6 – Willy Lindstrom, at PHI (Mar. 2, 1982) 5G-1A; Dale Hawerchuk, vs. TOR (Dec. 14, 1983) 3G-3A; Thomas Steen, vs. HFD (Oct. 24, 1984) 2G-4A; Dale Hawerchuk, vs. TOR (Mar. 5, 1988) 2G-4A; Dale Hawerchuk, vs. TOR (Mar. 18, 1989) 1G-5A; Ed Olczyk, vs. CGY (Dec. 21, 1991) 2G-4A

POINTS, DEFENSEMAN:

5 – Randy Carlyle, vs. CGY (Mar. 9, 1988) 1G-4A; Fredrik Olausson, vs. EDM (Oct. 14, 1992) 1G-4A; Phil Housley, vs. HFD (Jan. 18, 1993) 0G-5A

POINTS, ROOKIE:

5 – Dale Hawerchuk, at TOR (Mar. 13, 1982) 3G-2A; Pat Elynuik, vs. PIT (Jan. 20, 1989) 2G-3A; Teemu Selanne, vs. CGY (Oct. 28, 1992) 2G-3A

POINTS, CENTER:

6 – Dale Hawerchuk, vs. TOR (Dec. 14, 1983) 3G-3A, vs. TOR (Mar. 5, 1988) 2G-4A, vs. TOR (Mar. 18, 1989) 1G-5A; Thomas Steen, vs. HFD (Oct. 24, 1984) 2G-4A; Ed Olczyk, vs. CGY (Dec. 21, 1991) 2G-4A

POINTS, LEFT WING:

5 – Keith Tkachuk, at DAL (Mar. 26, 1996) 4G-1A, vs. ANA (Apr. 3, 1998) 3G-2A, at BUF (Feb. 23, 2001) 0G-5A; Ladislav Nagy, vs. CAR (Dec. 3, 2005), 3G-2A; Ray Whitney vs. STL (Nov. 13, 2010), 3G-2A

POINTS, RIGHT WING:

6 – Willy Lindstrom, at PHI (Mar. 2, 1982) 5G-1A

PENALTY MINUTES:

49 – Tie Domi, at VAN (Feb. 9, 1995) 2 minors, 1 major, 2 misconducts, 2 game misconducts

POWER-PLAY GOALS:

3 – Paul MacLean, vs. LAK (Nov. 13, 1986); Ray Neufeld, vs. VAN (Nov. 1, 1987); Paul MacLean, vs. CGY (Mar. 9, 1988); Ladislav Nagy, vs. CAR (Dec. 3, 2005)

SHORTHANDED GOALS:

2 – Keith Tkachuk, vs. VAN (Apr. 7, 1995)

SHOTS:

12 – Brian Mullen, vs. LAK (Mar. 30, 1982); Nelson Emerson, vs. FLA (Feb. 24, 1994); Jeremy Roenick, at TOR (Mar. 22, 1997)

SHOTS FACED:

55 – Nikolai Khabibulin, at PHI (Jan. 28, 1997)

GOALS AGAINST:

15 – Doug Soetaert, at MIN (Nov. 11, 1981)

FASTEST GOAL, START OF GAME:

5 seconds – Doug Smail, vs. STL (Dec. 20, 1981) **NHL Record (Tied)**



MOST

ASSISTS:

5 – Dale Hawerchuk, 2nd period vs. LAK (Mar. 6, 1984) **NHL Record**

POINTS:

5 – Dale Hawerchuk, 2nd period vs. LAK (Mar. 6, 1984) 0G-5A; Pat Elynuik, 2nd period vs. PIT (Jan. 20, 1989) 2G-3A

PENALTY MINUTES:

38 – Barry Legge, 1st period vs. HFD (Jan. 10, 1981) 4 minors, 2 majors, 1 misconduct, 1 game misconduct

SHOTS:

7 – Brian Mullen, 1st period vs. HFD, (Feb. 25, 1983); Lucien DeBlois, 3rd period vs. VAN (Nov. 23, 1983); Teemu Selanne, 2nd period vs. EDM (Apr. 15, 1993); Jeremy Roenick, 3rd period at TOR (Mar. 22, 1997); Keith Tkachuk, 2nd period vs. ANA (Apr. 3, 1998); Travis Green, 3rd period at LAK (Oct. 22, 1999); **Shane Doan, 2nd period vs. PIT (Feb. 25, 2004)**; Daymond Langkow, 1st period vs. EDM (Dec. 15, 2011)

SHOTS FACED:

27 – Doug Soetaert, 2nd period at MIN (Nov. 11, 1981)

GOALS AGAINST:

8 – Doug Soetaert, 2nd period at MIN (Nov. 11, 1981)

FASTEST

GOAL, START OF PERIOD:

5 seconds – Doug Smail, 1st period vs. STL (Dec. 20, 1981)

TWO GOALS:

4 seconds – Deron Quint, 7:51 and 7:55 of 2nd period vs. EDM (Dec. 15, 1995) **NHL Individual Record**

THREE GOALS:

8 minutes, 2 seconds – Alexei Zhamnov, 1:25, 3:57 and 9:27 of 3rd period at LAK (Apr. 1, 1995)

FOUR GOALS:

27 minutes, 59 seconds – Willy Lindstrom, 5:47 and 11:15 of 2nd period; 4:57 and 13:46 of 3rd period vs. PHI (Mar. 2, 1982)

FIVE GOALS:

35 minutes, 26 seconds – Alexei Zhamnov, 14:01 of 1st period; 0:58 of 2nd period; 1:25, 3:57, and 9:27 of 3rd period at LAK (Apr. 1, 1995)





HISTORY



WINNIPEG JETS (1979-1996)

- 1979, June 22** The Winnipeg Jets, newly purchased by Winnipeg lawyer Barry Shenkarow and businessman Michael Gobuty, are granted admission into the National Hockey League. The Jets franchise had spent the previous eight years in the World Hockey Association (WHA), winning three AVCO Cup championships. The Jets gained admittance to the WHA on Nov. 1, 1971 and finished as the WHA's final champions on May 20, 1979. Bobby Hull stars for the Jets during the club's WHA tenure, scoring 303 goals and 638 points in 411 games.
- 1979, Aug. 9** The Jets participate in their first NHL Entry Draft, using their first selection to draft right winger Jimmy Mann (19th overall). Center Thomas Steen is also drafted on this day (5th choice - 103rd overall).
- 1979, Sept. 17** The Jets open their first preseason training camp in the NHL.
- 1979, Oct. 10** The Winnipeg Jets play their first NHL game, a 4-2 loss at Pittsburgh.
- 1980, Dec. 10** Bill Sutherland becomes head coach of the Jets, replacing Tom McVie (the NHL club's first head coach).
- 1981, Feb. 16** Mike Smith takes over duties behind the Jets' bench.
- 1981, May 14** Tom Watt replaces Mike Smith as head coach.
- 1981, Aug. 13** The Jets sign Dale Hawerchuk, the first player drafted in the 1981 NHL Entry Draft, to his first professional contract at a ceremony at Portage and Main.
- 1982, Apr. 7** The Jets play their first NHL playoff game, losing a 4-3 decision to the St. Louis Blues at the Winnipeg Arena (lost the series 3-1).
- 1982, Apr. 8** The Jets win their first-ever NHL playoff game, defeating St. Louis 5-2 at the Winnipeg Arena.
- 1982, June** Dale Hawerchuk wins the Calder Trophy as the NHL's outstanding rookie for the 1981-82 season.
- 1983, Nov. 22** Barry Long replaces Tom Watt as head coach of the Jets.
- 1985, Apr. 14** For the first time since joining the NHL, the Jets advance to the second round of the playoffs by defeating the Calgary Flames (3-1).
- 1986, Mar. 4** John Ferguson replaces Barry Long as head coach.
- 1986, June 20** Dan Maloney replaces John Ferguson as head coach.
- 1987, Apr. 16** The Jets advance to the second round of playoffs for the second time by defeating Calgary (4-2).
- 1988, June 11** Jets draft right wing Teemu Selanne (1st choice - 10th overall) in the 1988 NHL Entry Draft.
- 1988, Dec. 3** Mike Smith replaces John Ferguson as Jets' general manager.
- 1989, Feb. 7** Rick Bowness replaces Dan Maloney as head coach.
- 1989, Feb. 19** The Jets retire Bobby Hull's No. 9 jersey in a ceremony at the Winnipeg Arena.
- 1989, May 25** Bob Murdoch replaces Rick Bowness as head coach.
- 1990, June 16** Jets draft left wing Keith Tkachuk (1st choice - 19th overall) in the 1990 NHL Entry Draft.
- 1991, June 17** John Paddock replaces Bob Murdoch as head coach.
- 1992, Jan. 10** Randy Carlyle plays in his 1,000th NHL game vs Chicago.
- 1993, Apr.** Teemu Selanne shatters NHL record for goals and points in a rookie season with 76 goals and 132 points (surpassing Mike Bossy's 53 goals and Peter Stastny's 109 points).
- 1993, June** Teemu Selanne wins the Calder Trophy as the NHL's outstanding rookie in 1992-93.
- 1994, Jan. 19** Mike Smith is fired as general manager of the Jets. John Paddock named as interim general manager.
- 1994, June 3** John Paddock is officially named general manager.
- 1995, Apr. 5** Terry Simpson replaces John Paddock as interim head coach.
- 1995, May 3** Local investors known as the MEC (Manitoba Entertainment Complex) announce that they will not exercise their option to purchase the Jets and keep the team in Winnipeg.
- 1995, May 6** The Winnipeg Jets retire the team logo and Thomas Steen's jersey No. 25 in a ceremony at the Winnipeg Arena.
- 1995, May 9** Operation Grassroots begins an effort to persuade government and local buyers to construct a new arena and keep the Jets in Winnipeg.
- 1995, May 16** Over 35,000 people attend a rally at The Forks to raise money for Operation Grassroots in the largest gathering of people at a rally in Winnipeg in 50 years. Approximately \$250,000 is raised at this rally from the citizens of Winnipeg.
- 1995, May 17** Over 2,500 people attend a "Hockey Social" at the Winnipeg Convention Centre and raise in excess of \$250,000 for Operation Grassroots.
- 1995, May 19** Jets' owner and president Barry Shenkarow announces that local buyers have missed the deadline to purchase the team and keep it in Winnipeg. The team will be purchased as per "agreement in principle" with Minneapolis investors and moved to Minneapolis.
- 1995, May 21** Barry Shenkarow and the Jets' ownership group announce that the Jets will remain in Winnipeg with details of the plan to expand the current ownership group to be finalized and announced in the near future.
- 1995, June 16** After weeks of tense negotiations, the Jets' ownership group agrees to sell its shares of the team to the Spirit of Manitoba group (formerly known as MEC) pending conditions which must be met before August 15, 1995.
- 1995, June 20** Terry Simpson is officially named head coach of the Jets.
- 1995, July 26** Winnipeg City Council votes to deny charitable tax status on donations to the endowment fund to cover the purchase of the team and operating costs of a new arena, creating a major hurdle in the Spirit of Manitoba's attempt to raise money for the endowment fund.
- 1995, Aug. 10** Winnipeg City Council votes (10-6) to accept Spirit of Manitoba's business plan, overturning the results of the previous vote on July 26.
- 1995, Aug. 14** The Spirit of Manitoba announces that they were unable to raise the required capital to proceed with the purchase of the Winnipeg Jets. The organization promptly disbands.
- 1995, Aug. 15** Jets' owner and president Barry Shenkarow announces that he is left with no alternative solution but to make arrangements to sell the team to a buyer outside of Winnipeg. Shenkarow further announces that the 1995-96 season will be the final year for the Jets in Winnipeg since the team cannot be moved prior to 1995-96.
- 1995, Oct. 18** The Jets announce the completed sale of the franchise to Richard Burke of Minnesota and Steven Gluckstern of New York, who will find a new home city for the franchise in the United States. The date of transfer of ownership is set as July 1, 1996.
- 1995, Dec. 19** Richard Burke and Steven Gluckstern announce in a press conference that the new home of their NHL franchise will be Phoenix, Arizona.



- 1996, Feb. 7** Teemu Selanne is traded to Anaheim with Marc Chouinard and a 4th round pick in the 1996 NHL Entry Draft for Oleg Tverdokovsky, Chad Kilger, and a 3rd round pick in the 1996 NHL Entry Draft.
- 1996, Apr. 8** The newly purchased franchise officially unveils its logo and name in a press conference in Phoenix. After a successful name-the-team contest, management chose the name "Phoenix Coyotes" for the franchise.
- 1996, Apr. 12** Keith Tkachuk scores his 50th goal of the 1995-96 season in the final regular season home game in Jets history, a 5-3 win vs the Los Angeles Kings.
- 1996, Apr. 14** The Jets play their final regular season game - a 5-2 loss at Anaheim.
- 1996, Apr. 28** The team plays their final game as the Winnipeg Jets, losing to Detroit in Game 6 of their playoff series at a sold out Winnipeg Arena.
- 1996, May 21** Bobby Smith named as executive vice president of hockey operations for the team as they prepare to begin their tenure in Phoenix.
- 1996, June 19** Kris King receives the King Clancy award - presented to the player who "best exemplifies leadership qualities on and off the ice and has made a noteworthy humanitarian contribution in his community" - for the 1995-96 season.
- 1996, July 1** The first day of business operations for the Phoenix Coyotes Hockey Club.
- 1996, July 1** Don Hay named as the Coyotes' first head coach.
- 1996, Aug. 16** The Coyotes trade Alexei Zhamnov, Craig Mills and a 1st round pick in the 1997 NHL Entry Draft to Chicago for center Jeremy Roenick.
- 1996, Aug. 26** The Coyotes unveil their new uniforms at the Hard Rock Cafe in Phoenix. Rock legend Alice Cooper and Phoenix Mayor Skip Rimsza are in attendance.
- 1996, Sept. 15** The Coyotes play their first-ever preseason game, a 4-2 loss at Edmonton.
- 1996, Sept. 28** The Coyotes name Keith Tkachuk Captain
- 1996, Oct. 5** The team plays its first regular season game as the Phoenix Coyotes, but is defeated 1-0 in Hartford by the Whalers in the 1996-97 season opener.
- 1996, Oct. 7** The team wins its first game as the Coyotes, a 5-2 victory over the Bruins at the FleetCenter in Boston. Mike Gartner scores the first goal in Coyotes history and later records a hat trick in the game.
- 1996, Oct. 10** In their home debut, the Coyotes defeat the San Jose Sharks 4-1 in front of a sold out (16,210) America West Arena.
- 1996, Dec. 11** John Paddock is relieved of his duties as general manager of the Coyotes. Bobby Smith assumes the position of general manager.
- 1997, Apr. 6** Keith Tkachuk scores his 50th goal for the second consecutive season to become the first player in franchise history to record more than one 50-goal season.
- 1997, Apr. 11** Keith Tkachuk scores his 52nd goal of the season to finish the 1996-97 campaign as the NHL's top goal scorer.
- 1997, Apr. 16** The team begins its first playoff series as the Phoenix Coyotes, taking on the Anaheim Mighty Ducks in the best-of-seven Western Conference Quarterfinals.
- 1997, Apr. 20** The Coyotes play the first ever NHL playoff game in Phoenix. After a marketing campaign that popularized the phrase "It's not hockey...it's playoff hockey," thousands of fans come dressed in white as the "White Out" hits the desert for the first time. The team wins their first home playoff game as the Coyotes, defeating Anaheim 4-1.
- 1997, May 6** Don Hay relieved of his duties as head coach of the Coyotes.
- 1997, June 9** Jim Schoenfeld named head coach of the Coyotes in a press conference at America West Arena.
- 1997, June 17** CEO & governor Richard Burke, president Shawn Hunter, and vice president of hockey administration Mike O'Hearn participate in a groundbreaking ceremony for the Coyotes new practice facility, near the intersection of Pima and Bell Roads in North Scottsdale, Arizona.
- 1997, Sept. 12** Coyotes owner Richard Burke announces that his partner and co-owner Steven Gluckstern will sell his share of the Coyotes franchise to Burke and attempt to purchase the New York Islanders franchise, pending the approval of the NHL's Board of Governors. Burke assumes sole ownership of the Coyotes.
- 1997, Dec. 14** Right wing Mike Gartner scores his 700th career NHL goal, becoming only the 5th player in NHL history to reach this milestone. Only Wayne Gretzky, Gordie Howe, Marcel Dionne, and Phil Esposito shared this accomplishment with Gartner.
- 1998, June 5** The grand opening of the Cellular One Ice Den is held, as the Coyotes new north Scottsdale practice facility becomes available for public use. B.G. Ice, Inc. is created to handle the team's ventures into the ice facility business.
- 1998, Dec. 17** The Scottsdale City Council votes in favor (4-3) of forming a "Stadium District" for funding a 92-acre redevelopment of the Los Arcos Mall in South Scottsdale. As a part of the redevelopment, the Coyotes plan to include a new 19,000 seat arena and practice facility.
- 1999, Jan. 18** Citizens of Scottsdale submit over 5,000 petition signatures to call for a referendum election on the formation of the Stadium District. The Scottsdale city election is scheduled for May 18, 1999.
- 1999, Jan. 24** For the first time in franchise history, four players represent the team at the NHL All-Star Game. Nikolai Khabibulin, Teppo Numminen, Jeremy Roenick and Keith Tkachuk all play in the game at the Ice Palace in Tampa, Florida. Numminen was named as a starter for the World team. In addition, head coach Jim Schoenfeld served as an assistant coach for the North American team.
- 1999, Jan. 28** Rick Tocchet scores his 400th NHL career goal, becoming the 52nd player in NHL history to reach this milestone.
- 1999, Feb. 3** The Coyotes unveil their new alternate or "third" jersey at Alice Cooper's town in Phoenix. The team wore the new uniforms 10 times during the remainder of the regular season.
- 1999, May 18** Scottsdale voters overwhelmingly vote (63%) to support the Coyotes efforts to build a new arena as part of a 92-acre shopping mall redevelopment at Los Arcos by forming the "Los Arcos Multipurpose Facilities District." With the victory, a second vote on the final redevelopment plan and financing is scheduled for Nov. 2, 1999.
- 1999, May 24** Jim Schoenfeld is relieved of his duties as head coach of the Coyotes.
- 1999, June 16** Bob Francis named head coach of the Coyotes in a press conference at the Scottsdale Princess.



- 1999, Sept. 27** The Coyotes host their first ever Cool Coyotes Field Trip when they play the San Jose Sharks in a preseason game. Over 16,000 elementary school students get to watch a free hockey game at America West Arena as part their educational curriculum. The event is the largest kids event ever undertaken by the Coyotes.
- 1999, Oct. 26** Rick Tocchet plays in his 1,000th NHL game at Edmonton.
- 1999, Nov. 2** In a second arena election, voters in Scottsdale and the partnering cities of Fountain Hills and Guadalupe once again vote in strong favor (59%) of the Los Arcos project. The use of the "Los Arcos Multipurpose Facilities District" is approved as a development and financing mechanism to build a new arena for the Coyotes (and complete mall redevelopment) at the intersection of Scottsdale and McDowell Roads.
- 2000, Apr. 18** Coyotes owner Richard Burke signs a deal that gives Steve Ellman (the developer of the redevelopment project at Los Arcos) until June 30 to buy the team.
- 2000, May 26** Developer Steve Ellman makes \$10 million deposit to Richard Burke to begin purchase of team and announces Wayne Gretzky (the NHL's all-time greatest player) will join the new Coyotes ownership group under Los Arcos Sports, LLC.
- 2000, June 2** Wayne Gretzky is introduced to the Arizona public at a national media gala held at the Scottsdale Princess. Steve Ellman announces he will accept the position of chairman of Los Arcos Sports, LLC. It is also announced that Gretzky will be the managing partner in charge of hockey operations and Shawn Hunter will be the president.
- 2000, Nov. 1** Goaltender Sean Burke earns the NHL Player of the Month for October. He posts a 7-1-1 record, 1.54 goals against average and .950 save percentage, helping the Coyotes to their best start in franchise history.
- 2000, Nov. 15** Brad May receives a 20-game suspension by the NHL for a slashing incident at Columbus on Nov. 11. The suspension is one of the longest in NHL history.
- 2000, Dec. 11** The NHL's Board of Governors votes unanimously to approve the purchase of the Coyotes by the ownership group headed by Steve Ellman and Wayne Gretzky pending the closing of the transaction.
- 2000, Dec. 28** The NHL announces the completion date of the sale of the Coyotes is extended to Feb. 15 by mutual agreement of the parties involved.
- 2001, Feb. 15** The sale of the Coyotes is finalized as the new ownership group led by Steve Ellman, Wayne Gretzky, Jerry Moyes and Shawn Hunter purchase the team from former owner Richard Burke.
- 2001, Feb. 17** Bobby Smith is relieved of his duties as general manager. Cliff Fletcher replaces Smith as the team's executive vice-president and general manager.
- 2001, Feb. 21** The Coyotes officially welcome Wayne Gretzky to the organization with the "Welcome Wayne White Out" – the first-ever regular season White Out.
- 2001, Feb. 23** Jeremy Roenick scores his 400th NHL career goal at Buffalo, becoming only the 3rd U.S.-born player in NHL history to score 400 goals.
- 2001, Mar. 5** Nikolai Khabibulin is traded to Tampa Bay with Stan Neckar for Paul Mara, Mike Johnson, Ruslan Zainullin and a 2nd round pick in the 2001 NHL Entry Draft.
- 2001, Mar. 13** Keith Tkachuk is traded to St. Louis for Michal Handzus, Ladislav Nagy, Jeff Taffe and a 1st round pick in the 2002 Entry Draft.
- 2001, Apr. 11** Unable to come to an agreement with the City of Scottsdale for a new arena at Los Arcos, the Coyotes turn to the City of Glendale. The Glendale City Council votes to approve a new arena for the Coyotes at the intersection of the 101 Freeway and Glendale Avenue.
- 2001, Aug. 28** Michael Barnett is named general manager. Cliff Fletcher ascends to the role of senior executive vice president of hockey operations.
- 2001, Sept. 15** The Coyotes name Teppo Numminen Captain
- 2001, Oct. 18** Teppo Numminen plays in his 951st game with the franchise. He becomes the franchise's all-time games played leader, surpassing Thomas Steen's 950.
- 2001, Nov. 27** The Glendale City Council unanimously approves the final development agreement that paves the way for construction of the Coyotes' new state-of-the-art arena as part of a 223-acre, mixed-use project near Loop 101 and Glendale Avenue. The entire project, which will be developed by The Ellman Companies, will consist of up to six million square feet of retail, entertainment, dining, office and residential development.
- 2002, Mar. 3** Teppo Numminen plays in his 1,000th NHL game vs Columbus. He becomes the first player in franchise history to play in 1,000 Coyotes/Jets games.
- 2002, Mar. 20** Jim Lites is named president and chief operating officer taking over the role from Shawn Hunter.
- 2002, Apr. 1** For the second time in two seasons, goaltender Sean Burke earns the NHL's Player of the Month award. He posts a 9-1-0 record, 1.70 goals against average and .940 save percentage in the month of March.
- 2002, Apr. 3** A groundbreaking ceremony for the Coyotes new arena in Glendale is held at the intersection of the Loop 101 & Glendale Avenue. Team owners Steve Ellman, Jerry Moyes and Wayne Gretzky participate in the ceremony along with NHL Commissioner Gary Bettman, Glendale Mayor Elaine Scruggs, the Glendale City Council and Coyotes' players and staff.
- 2002, Apr. 12** Coyotes clinch a berth in the 2002 Stanley Cup playoffs with a completely re-tooled roster. Gone from the previous season are several NHL veterans including former All-Stars Nikolai Khabibulin, Keith Tkachuk and Jeremy Roenick.
- 2002, June 20** Bob Francis wins the Jack Adams Award as the NHL's coach of the year. His father Emile Francis twice won the Coach of the Year award, making them the first father-son coaching tandem in NHL history to win the award.
- 2002, July 10** Head coach Bob Francis agrees to a 4-year contract extension.
- 2002, Nov. 22** Play-by-play commentator Curt Keilback calls his 2,000th NHL game, all with the Coyotes/Jets organization, as the Coyotes play against Florida.
- 2002, Dec. 10** Doug Moss is named president and chief operating officer. He replaces Jim Lites, who vacated the position on Nov. 26.
- 2002, Dec. 26** Head coach Bob Francis becomes the franchise leader for the most games coached at Los Angeles as he surpassed John Paddock's record of 281.
- 2003, Jan. 8** Zac Bierk and Chicago's Michael Leighton become the first goaltenders in NHL history to both earn their first NHL career shutouts in the same game as the teams played to a 0-0 tie. In the game, Bierk makes 40 saves in his first start as a Coyote.



- 2003, Feb. 17** Jerry Moyes and Steve Ellman agree to contribute 100% of their respective ownership interest in both the Coyotes and the new 223-acre arena development project in Glendale to their new company, Coyotes Holdings, LLC. Moyes will own 60% and Ellman 40%. Moyes and Ellman will serve as co-chief executive officers, with Ellman continuing to serve as chairman and governor of the Coyotes.
- 2003, Mar. 6** Paul Ranheim plays in his 1,000th NHL game at St. Louis.
- 2003, Apr. 7** The Coyotes hold a "topping off" ceremony at the new Glendale Arena, marking the completion of vertical construction of the arena.
- 2003, July 22** Teppo Numminen is traded to the Dallas Stars in exchange for Mike Sillinger and a conditional draft choice. Numminen, who had played his entire 15-year NHL career with the Phoenix Coyotes/Winnipeg Jets organization, leaves the Coyotes as the franchise's all-time leader in games played (1,098) as well as defenseman goals (108), assists (426) and points (534).
- 2003, Sept. 3** In a ceremony held at Arizona Mills Mall, the Coyotes unveil their new logo and uniforms. Team owners Steve Ellman, Jerry Moyes and Wayne Gretzky along with several players are on hand for the announcement.
- 2003, Sept. 10** The Coyotes name Shane Doan Captain
- 2003, Dec. 27** After seven and a half seasons in the Valley, the Coyotes finally open their very own arena in Glendale. Before a "standing room only" crowd of 19,052 at Glendale Arena, the Coyotes lose to the Nashville Predators, 3-1.
- 2003, Dec. 31** The Coyotes notch their first-ever victory at Glendale Arena with a 4-0 shutout of the Los Angeles Kings.
- 2004, Jan. 9** Brian Boucher sets an NHL modern-era record with his fifth consecutive shutout, making 21 saves in a 2-0 win at Minnesota. Boucher also eclipsed another NHL modern-era record in the same game when he surpassed Bill Durnan's shutout sequence of 309:21 (set in 1948-49). Boucher's shutout sequence would finish at 332:01 when he allowed a goal at 6:16 of the 1st period against Atlanta on Jan. 11.
- 2004, Feb. 9** Sean Burke is traded to Philadelphia along with Branko Radivojevic and the rights to Ben Eager in exchange for Mike Comrie.
- 2004, Feb. 24** Bob Francis is relieved of his duties as head coach of the Coyotes. Rick Bowness takes over as interim head coach for the remainder of the season.
- 2004, Apr. 29** The Coyotes hold their first-ever Town Hall meeting for season ticket holders at Glendale Arena. Team executives Steve Ellman, Wayne Gretzky, Doug Moss, Cliff Fletcher and Mike Barnett answer questions for three and a half hours.
- 2004, Aug. 6** Brett Hull, the NHL's third all-time leading goal scorer, signs as a free agent.
- 2004, Aug. 10** The Coyotes temporarily un-retire No. 9 – which was retired by the franchise in honor of Hall of Famer Bobby Hull – so that Bobby Hull's son Brett Hull can wear No. 9 as a Coyote.
- 2004, Nov. 18** The Coyotes stage the first-ever "99 Hours of Hockey" event at Glendale Arena. Over 12,000 fans come out to watch a total of 55 hockey games including youth, high school, adult and university teams during the week-long event.
- 2005, Aug. 8** In the biggest announcement in franchise history, Wayne Gretzky is named head coach of the Coyotes. Gretzky, who becomes a head coach for the first time, continues in his role as managing partner in addition to his coaching duties. On the same day, he names Barry Smith, Rick Bowness and Rick Tocchet as his associate coaches.
- 2005, Oct. 5** Wayne Gretzky makes his regular season coaching debut as the Coyotes lose 3-2 at Vancouver.
- 2005, Oct. 8** Wayne Gretzky earns his first win as an NHL head coach as the Coyotes defeat the Minnesota Wild 2-1 in the club's home opener.
- 2005, Oct. 8** In a ceremony at Glendale Arena, the team unveils the Coyotes Ring of Honor with Wayne Gretzky (No. 99) and Bobby Hull (No. 9) as the initial members.
- 2005, Oct. 15** Brett Hull announces his retirement after 19 NHL seasons. A future Hockey Hall of Famer, Hull leaves as the NHL's active goal-scoring leader with an amazing 741 goals, which also ranks third on the NHL's all-time goal scoring list (trailing only Wayne Gretzky's 894 and Gordie Howe's 801).
- 2005, Oct. 27** Curtis Joseph earns his 400th NHL victory in a 3-2 win over Calgary.
- 2005, Nov. 8** Yanick Lehoux scores a goal on his first NHL shift just 65 seconds into his NHL debut. The goal is the fastest goal ever by a Coyotes/Jets player making his NHL debut.
- 2006, Jan. 21** Former Winnipeg Jet Thomas Steen and his retired No. 25 officially join Wayne Gretzky's No. 99 and Bobby Hull's No. 9 in the Coyotes Ring of Honor in a ceremony at Glendale Arena. Steen, who played his entire 14-year NHL career with the Jets, is in attendance.
- 2006, Apr. 8** Geoff Sanderson plays in his 1,000th NHL game vs. Dallas.
- 2006, Apr. 13** Jerry Moyes and Steve Ellman announce an agreement for Moyes to assume majority ownership control of the Phoenix Coyotes, Glendale Arena and Arizona Sting (NLL) while Ellman assumes majority ownership control of the Westgate City Center development. Wayne Gretzky retains his ownership interest in both ventures. Jeff Shumway is named chief executive officer for the Coyotes.
- 2006, May 31** Wayne Gretzky signs a 5-year contract extension to remain as head coach of the Coyotes through the 2010-11 season.
- 2006, Oct. 5** Coyotes kick off "Decade in the Desert" season with 6-3 win over New York Islanders at Glendale Arena. Steven Reinprecht posts career-high five points with a goal and four assists in the victory.
- 2007, Jan. 4** Curtis Joseph makes 29 saves in a 2-0 shutout of the Carolina Hurricanes to garner his 438th career victory and surpass Hall of Famer Jacques Plante for fifth place on the NHL's all-time wins list.
- 2007, Feb. 15** In his 11th season with the franchise, captain Shane Doan signs a five-year contract extension with the Coyotes. Doan ranks in the top five in franchise history in goals, assists, and games played.
- 2007, Apr. 5** Former Winnipeg Jet Dale Hawerchuk and his retired No. 10 officially join Wayne Gretzky's No. 99, Bobby Hull's No. 9 and Thomas Steen's No. 25 in the Coyotes Ring of Honor in a ceremony at Glendale Arena.
- 2007, Apr. 10** Associate coach Barry Smith resigns to accept head coaching/director of hockey operations position with SKA St. Petersburg.
- 2007, Apr. 11** Senior Executive Vice President of Hockey Operations Cliff Fletcher, General Manager Michael Barnett and Assistant General Manager Laurence Gilman are relieved of duties.
- 2007, May 29** Don Maloney becomes the 7th general manager in franchise history.
- 2007, July 18** Brad Treliving signs multi-year contract to become assistant general manager.
- 2007, Sept. 15** Coyotes unveil their redesigned, RBK Edge uniforms.



- 2007, Nov. 17** Goaltender Ilya Bryzgalov is claimed off waivers from the Anaheim Ducks and posts a 1-0 shutout over the Los Angeles Kings in his Coyotes debut the very same day.
- 2008, Jan. 23** Ilya Bryzgalov signs a three-year contract with the Coyotes.
- 2008, Feb. 18** Wayne Gretzky records his 100th career win as head coach of the Coyotes with a 4-0 win over Los Angeles.
- 2008, Mar. 1** Shane Doan scores his 20th goal of the season, giving him eight consecutive 20-goal seasons.
- 2008, Apr. 3** Kyle Turris, the third overall pick in the 2007 NHL Entry Draft, makes his Coyotes debut.
- 2008, July 10** Doug Sulliman is hired as Assistant Coach.
- 2008, Nov. 28** Coyotes unveil their new black third jerseys in a 2-1 win over the Colorado Avalanche.
- 2009, Mar. 12** Shane Doan plays in his 951st career game, all with the Coyotes, to move into second place on the franchise's all-time list.
- 2009, Apr. 1** Al Montoya becomes the first goalie in franchise history to record a shutout in his NHL debut, backstopping the Coyotes to a 3-0 win over Colorado.
- 2009, Sept. 21** Dave King hired as assistant coach.
- 2009, Sept. 24** Wayne Gretzky announces his resignation as head coach and director of hockey operations of the Phoenix Coyotes.
- 2009, Sept. 24** Dave Tippett is introduced as the 17th head coach in franchise history.
- 2009, Oct. 3** Coyotes open 2009-10 season with a 6-3 win at Los Angeles in Dave Tippett's first game as head coach of the team.
- 2009, Oct. 10** In the team's Home Opener, a 2-0 loss to Columbus, the Coyotes hold a "Welcome Back WhiteOut" in the first WhiteOut of any kind at Jobing.com Arena.
- 2009, Dec. 17** Shane Doan plays in his 1,000th career NHL regular season game in a 2-1 shootout win at Columbus. Doan becomes the second player in franchise history to reach 1,000 games, joining only Teppo Numminen, as well as the 42nd player in NHL history to reach 1,000 games with one franchise and the 24th player to attain the milestone with the team that drafted him.
- 2009, Dec. 29** The Coyotes defeat the Vancouver Canucks, 3-2 in a shootout, to win their 10th consecutive home game, setting a new franchise record for longest home winning streak. The 10-game home winning streak began with a 3-1 win over Philadelphia on Nov. 21.
- 2010, Jan. 30** Defenseman Teppo Numminen's No. 27 is inducted into the Coyotes Ring of Honor in a pre-game ceremony, joining Wayne Gretzky's No. 99, Bobby Hull's No. 9, Dale Hawerchuk's No. 10 and Thomas Steen's No. 25.
- 2010, Mar. 6** Ilya Bryzgalov shuts out Anaheim, 4-0, to earn his 34th win of the season and set a new franchise record for most wins by a goaltender in a single season. Bryzgalov would finish the 2009-10 campaign with 42 victories.
- 2010, Mar. 18** The Coyotes set a new franchise record by winning their 44th game of the season with a 4-3 shootout win at Florida.
- 2010, Mar. 21** The Coyotes beat the Dallas Stars, 4-3 in a shootout, to win their ninth straight game, tying the franchise record for longest winning streak while also setting a new franchise mark for most points in a season (97).
- 2010, Mar. 27** Phoenix defeats Colorado by a 6-2 score to notch the first-ever 10-point season in franchise history. Earlier in the day, the Coyotes clinched their first playoff berth since 2002.
- 2010, Apr. 8** With a 3-2 shootout victory at Los Angeles, the Coyotes improve to 50-25-6 on the season, marking the first 50-win season in franchise history. Phoenix would finish the 2009-10 regular season at 50-25-7 for 107 points, making them the fourth seed in the Western Conference for the Stanley Cup Playoffs.
- 2010, Apr. 14** The Coyotes host the Detroit Red Wings for Game 1 of their Western Conference Quarterfinal series in the first-ever playoff game at Jobing.com Arena in Glendale and come away with a 3-2 victory.
- 2010, Apr. 27** The most successful season in Coyotes/Jets franchise history comes to an end as the Red Wings defeat the Coyotes 6-1 in Game 7 of their playoff series.
- 2010, June 3** GM Don Maloney receives the inaugural NHL General Manager of the Year Award.
- 2010, June 23** At the 2010 NHL Awards in Las Vegas, Dave Tippett wins the Jack Adams Award, Shane Doan receives the King Clancy Memorial Trophy and Ilya Bryzgalov finishes as the runner-up for the Vezina Trophy while being named to the 2009-10 NHL Second All-Star Team.
- 2010, June 30** Chief Financial Officer Mike Nealy is promoted to Chief Operating Officer, replacing President and Chief Operating Officer Douglas Moss, who had served in that role since 2002.
- 2010, Oct. 9** The Coyotes open the 2010-11 regular season in Prague, Czech Republic against the Boston Bruins as part of Compuware NHL Premiere.
- 2010, Oct. 16** Phoenix hosts the Detroit Red Wings in the home opener in a rematch of the 2010 Western Conference Quarter-final.
- 2010, Nov. 3** Ed Jovanovski records the first hat trick by a defenseman in the history of the franchise against the Nashville Predators.
- 2010, Dec. 26** Ed Jovanovski plays in his 1,000th career NHL regular season game in a 1-0 shutout win at Dallas. Jovanovski becomes only the third player in franchise history to reach 1,000 games joining Shane Doan and Teppo Numminen.
- 2011, Jan. 13** The Coyotes win their 1,000 game in Winnipeg/Phoenix franchise history defeating the Toronto Maple Leafs 5-1.
- 2011, Jan. 25** Defenseman Keith Yandle is selected to the 2011 All-Star game in Raleigh, N.C.
- 2011, Jan. 31** Keith Yandle is named the NHL's Second Star for the month of January. Yandle tallied 17 points, recording three goals and 14 assists in 14 games as the Coyotes went 8-4-2 in January. He registered points in 11 of 14 games, closing the month with a nine-game point streak – the league's longest active streak at the All-Star break.
- 2011, Feb. 23** Shane Doan becomes the new franchise leader in all-time games played (1,119), passing former captain and teammate Teppo Numminen.
- 2011, Mar. 20** Defenseman Adrian Aucoin plays in his 1,000th career NHL regular season game in a 2-1 loss vs. Chicago. Aucoin becomes only the fourth player in franchise history to reach 1,000 games joining Ed Jovanovski, Shane Doan and Teppo Numminen.
- 2011, Mar. 22** The Coyotes won their 40th game of the season defeating the Blues 2-1 at Jobing.com Arena; it marked the first time in franchise history the team recorded two consecutive seasons with 40+ wins (franchise record 52 in 09/10).
- 2011, Apr. 8** Ilya Bryzgalov becomes the franchise's all-time winningest goaltender recording his 130th victory as a member of the Coyotes, defeating the Sharks 4-3.



- 2011, Apr. 18** The Coyotes host the Detroit Red Wings in Game 3 of the 2011 Western Conference Quarter-Final.
- 2011, Oct. 15** Phoenix hosts the re-born Winnipeg Jets in its 2011-12 home opener, defeating the Jets 4-1
- 2011, Oct. 25** Shane Doan scores his 300th career NHL goal versus the Dallas Stars
- 2011, Dec. 1** Phoenix visits Winnipeg to face the Jets - first regular season meeting since leaving in 1996
- 2011, Dec. 23** Keith Tkachuk is inducted into the Coyotes' Ring of Honor
- 2012, Jan. 7** Shane Doan records his first career NHL hat trick versus the N.Y. Islanders (5-1)
- 2012, Jan. 18** Keith Yandle is selected to his second consecutive NHL All-Star Game (Ottawa, Ont.)
- 2012, Feb. 11** Jeremy Roenick is inducted into the Coyotes' Ring of Honor
- 2012, Feb. 28** The Coyotes finish the month of February as the NHL's hottest team (11-0-1)
- 2012, Mar. 1** Mike Smith is named the NHL's First Star of the Month (February)
- 2012, Mar. 25** Derek Morris appears in his 1,000th career NHL game versus the St. Louis Blues
- 2012, Mar. 31** Ray Whitney collects his 1,000th NHL point (assist) versus the Anaheim Ducks
- 2012, Apr. 3** Mike Smith stops an NHL-best 54 shots in a shutout victory against the Columbus Blue Jackets
- 2012, Apr. 7** The Coyotes defeat the Minnesota Wild capturing their first division title in franchise history
- 2012, Apr. 8** Mike Smith named the NHL's First Star of the Week for Apr. 2-8
- 2012, Apr. 12** Phoenix hosts the Chicago Blackhawks in Game 1 of the Western Conference Quarter-final
- 2012, Apr. 23** The Coyotes defeat the Blackhawks 4 games to 2, securing their first postseason series victory since the franchise moved to Phoenix in 1996
- 2012, Apr. 27** Phoenix hosts the Nashville Predators in Game One of the Western Conference Semi-final
- 2012, May 7** The Coyotes defeat the Predators 4 games to 1, advancing to their first Conference Final in franchise history
- 2012, May 13** The Coyotes host the Los Angeles Kings in Game One of the Western Conference Final
- 2012, May 22** The Coyotes lose to the Kings in five games (4-1) in the Western Conference Final
- 2012, June 21** Shane Doan receives the 2011-12 Mark Messier Leadership Award
- 2012, June 21** Ray Whitney named to the NHL's Second All-Star Team
- 2012, July 10** Sean Burke signed to a multi-year contract extension; named Assistant to the General Manager
- 2012, Sept. 14** Shane Doan re-signed to a four-year contract
- 2013, Jan. 20** The Coyotes raise their 2011-12 Pacific Division Championship banner prior to the 2012-13 home opener against the Chicago Blackhawks
- 2013, Jan. 20** Shane Doan played in his 1,200th career NHL game versus the Chicago Blackhawks
- 2013, Mar. 4** Shane Doan records his 800th career point versus the Anaheim Ducks
- 2013, Mar. 15** Oliver Ekman-Larsson signs six-year contract extension
- 2013, Mar. 28** Steve Sullivan appeared in his 1,000th career NHL game versus the Nashville Predators
- 2013, May 24** General Manager Don Maloney agreed to a long-term contract extension
- 2013, June 13** Assistant General Manager Brad Treliving agreed to a multi-year contract extension
- 2013, June 21** Head Coach Dave Tippett agreed to a long-term contract extension
- 2013, June 30** Mike Smith agreed to a six-year contract
- 2013, July 10** Newell Brown hired as assistant coach
- 2013, Aug. 6** IceArizona completed its purchase and assumes control of the franchise from the NHL. George Gosbee is named Coyotes Executive Chairman and Governor. Anthony LeBlanc is named Alternate Governor.
- 2013, Nov. 2** Dave Tippett becomes the all-time winningest coach in franchise history with his 166th career win with the Coyotes, a 3-2 shootout victory against the San Jose Sharks
- 2013, Dec. 10** Antoine Vermette appeared in his 700th career NHL game against the Colorado Avalanche
- 2014, Jan. 28** Shane Doan records his 500th career NHL assist versus the Los Angeles Kings
- 2014, Mar. 13** Shane Doan appeared in his 1,300th career NHL game against the Boston Bruins

ARIZONA COYOTES (2014-Present)

- 2014, June 27** The franchise is officially renamed the Arizona Coyotes at the 2014 NHL Entry Draft at the Wells Fargo Center in Philadelphia, Pa.
- 2014, July 3** Darcy Regier signed to a multi-year contract to serve as Senior Vice President & Assistant General Manager
- 2014, Sept. 10** Jobing.com Arena renamed Gila River Arena

WINNIPEG JETS



Joe Daley

1979-80: When the Winnipeg Jets joined the National Hockey League in 1979, they made their debut in new jerseys that were white with a wide blue stripe and two thin red stripes that ran from the collar over the outer arm to the wrist. The logo was the word "JETS" spelled out inside a circle. The "J" in Jets was represented by a hockey stick. A smaller circle with the outline of a commercial jet airliner found itself in the hook of the "J." Underneath "Jets" was the word "Winnipeg" spelled out. The logo had been with the team for three AVCO Cup Championships in the World Hockey Association and would remain with the team as the transition was made from WHA to NHL.



Bobby Hull

1987-88: The Jets made an addition to their uniform to acknowledge the official charity of the Winnipeg Jets, the Winnipeg Jets Goals for Kids Foundation. The Jets placed a Goals For Kids shoulder patch on the existing uniform to recognize the work that the Goals For Kids Foundation does to benefit the children of Manitoba.



Dale Hawerchuk

1990-91: The Jets came up with a new logo and uniform, "emblematic of a new era of professional hockey in Winnipeg." The new logo depicted a circle with the words "Winnipeg Jets" written in a slanted fashion to show speed, and a shadow of a jet plane with a trail of vapor going through the word "Jets." The "J" in "Jets" is once again portrayed as a hockey stick. The new jerseys were white with a wide blue stripe in the middle of two thin red stripes (touching each other) circling the elbows of the sleeves and at the waist. The road jerseys reversed the blue and the white from the home jerseys.



Shane Doan

1995-96: As the team played its last season in Winnipeg as the Jets, the last 10 games of the regular season and the playoffs saw the addition of a commemorative "Season to Remember" patch added to the right breast of both the home and road jerseys.



ARIZONA COYOTES



1996-97: With the dawn of a new era as the Phoenix Coyotes, it was time for a new uniform and logo to represent the team. The logo depicted a Kachina style coyote standing upright with a hockey stick; the most striking feature was the mask drawn in the Southwestern style to show off the team's new colors: forest green, brick red, sand, sienna, and purple. The home jersey was predominantly white with green and black accent colors and brick pattern borders around the elbows of the sleeves and waist. The road jersey's main color was black with accent colors of brick red and green. A shoulder patch recognized the Phoenix Coyotes Goals For Kids Foundation while the club's secondary logo (a purple circle with a white "C" moon inside, intersected by the words "Phoenix Coyotes") occupied the other shoulder. The new uniform was completed with matching socks and solid black pants.

1998-99: The Coyotes decided to further extend the team's identity by adding a third uniform. A true expression of the American Southwest, this alternate jersey first appeared mid-season (Feb. 6, 1999). The large Coyote head served as the primary logo with the trim of the jersey revealing a desert scene at night with two saguaro cacti in the foreground and the Coyote moon rising over the desert mountain landscape. A desert-dwelling nocturnal lizard known as the gecko decorated each shoulder. Matching socks and solid black pants finished the uniform.

2003-04: With the opening of their new arena in Glendale, the time had come for a new set of logos and uniforms to reflect the aggressiveness and excitement of Coyotes hockey in the new arena while maintaining ties to seven years of Arizona history. The official Coyotes colors were now brick red, desert sand and black – three colors that were all included in the original Coyotes logo. The logos, uniforms and arena all predominantly feature the brick red color. The primary logo is an aggressive coyote howling at the moon that contains key elements carried over from the original logo including the two-tone face with zig-zag black markings down the middle of the logo, three pieces of mane leading down to the neck and triangular markings in the ear and chin. Additionally, the Coyotes logo includes four triangles (also borrowed from the original logo) across the bridge of the snout, representative of the Four Peaks. There are two secondary logos: a representation of Arizona featuring the letters "PHX" underneath a striped pattern that mirrors the state flag and a new version of the desert crescent moon with a slightly altered geometric shape as well as new colors. The uniforms have a traditional hockey feel and feature the primary Coyotes logo on the chest along with the secondary "PHX" patch on the right shoulder. The home jersey is predominantly brick red with a white, three-stripe pattern on the arms and at the waist, and also features a lace-up collar. The road jersey is predominantly white with the same striping pattern as the home jersey featured in brick red but includes a V-shaped collar instead of laces.


2007-08: Along with the entire NHL, the Coyotes switched to a new, technologically-advanced uniform featuring fabrics that were more form fitting and aerodynamic as well as breathable and water-repellant. Lighter fabric and stretch material resulted in more comfort and freedom of movement for the players. Brick red covered the shoulders on the white jerseys to give the state of the art uniform a retro look. On both the dark and white jerseys, striping was removed from the bottom, a lace-up collar was featured, and the "PHX" patch was moved from the right to left shoulder.

2008-09: The Coyotes introduced a black third jersey and wore them for the first time on Nov. 28, 2008 when the team hosted the Colorado Avalanche. The goal of the initiative was to create a new look that gave Coyotes fans elements they hadn't seen in the uniform before. A leaping coyote logo - a full body interpretation of the Coyotes crest - was selected for the new alternate jersey, aggressively leaping forward depicting the athletic, determined nature of NHL hockey. Two new Coyotes alternate logos were also introduced to accompany the classic Coyotes crest and leaping coyote, including a new "Phoenix Coyotes" script word mark and Coyotes paw print. The new script word mark provided a traditional look, while the Coyotes paw print design symbolized the unity of the Coyotes pack. The black jersey was accented with brick red and desert sand, the Coyotes' official colors.

2014-15: With the franchise officially renamed the Arizona Coyotes on June 27, the team's jerseys now feature a left shoulder patch with 'AZ'.



Teppo Numminen




Paul Mara



Mike Smith



Shane Doan



Zbynek Michalek



1

Pierre Hamel.....1979-80 to 1980-81
 Brian Hayward.....1982-83 to 1985-86
 Mike O'Neill.....1991-92 to 1993-94
 Parris Duffus.....1996-97 to 1996-97
 Sean Burke.....1999-00 to 2003-04
 Brent Johnson.....2003-04 to 2003-04
 Mike Morrison.....2006-07 to 2006-07
 David Aebischer.....2007-08 to 2007-08
 Jason LaBarbera.....2009-10 to 2012-13
 Thomas Greiss.....2013-14 to 2013-14

2

Mike Amodeo.....1979-80 to 1979-80
 Moe Mantha.....1980-81 to 1983-84
 Dave Ellett.....1984-85 to 1990-91
 Boris Mironov.....1993-94 to 1993-94
 Neil Wilkinson.....1994-95 to 1995-96
 Norm Maciver.....1995-96 to 1995-96
 Murray Baron.....1996-97 to 1997-98
 Bryan Helmer.....1998-99 to 1998-99
 David Cullen.....2000-01 to 2000-01
 Todd Simpson.....2000-01 to 2002-03
 Todd Reirden.....2003-04 to 2003-04
 Derek Morris.....2003-04 to 2003-04
 Keith Ballard.....2005-06 to 2007-08
 Ken Klee.....2008-09 to 2008-09
 Jim Vandermeer.....2009-10 to 2009-10
 David Rundblad.....2011-12 to 2013-14

3

Al Cameron.....1979-80 to 1979-80
 Ross Cory.....1979-80 to 1980-81
 Tim Watters.....1981-82 to 1981-82
 Bryan Maxwell.....1981-82 to 1983-84
 Robert Picard.....1983-84 to 1985-86
 Dan McFall.....1985-86 to 1985-86
 Bryan Marchment.....1988-89 to 1990-91
 Dean Kennedy.....1991-92 to 1991-92
 Sergei Bautin.....1992-93 to 1993-94
 Dave Manson.....1993-94 to 1994-95
 Brent Thompson.....1995-96 to 1996-97
 Keith Carney.....1997-98 to 2000-01
 Bryan Helmer.....2003-04 to 2003-04
 Denis Gauthier.....2005-06 to 2005-06
 Keith Yandle.....2006-07 to 2013-14

4

Lars-Erik Sjoberg.....1979-80 to 1979-80
 Barry Legge.....1980-81 to 1981-82
 Wade Campbell.....1982-83 to 1985-86
 Bengt Lundholm.....1985-86 to 1985-86
 Fredrik Olausson.....1986-87 to 1993-94
 Stephane Quintal.....1993-94 to 1994-95
 Dave Manson.....1995-96 to 1996-97
 Gerald Diduck.....1996-97 to 1998-99
 Lyle Odelein.....1999-00 to 1999-00
 Ossi Vaananen.....2000-01 to 2003-04
 Zbynek Michalek.....2005-06 to 2009-10
 2012-13 to 2013-14

5

Craig Norwich.....1979-80 to 1979-80
 Barry Legge.....1980-81 to 1980-81
 Danny Geoffrion.....1980-81 to 1981-82
 Bobby Dollas.....1983-84 to 1985-86
 Guy Gosselin.....1987-88 to 1987-88

Todd Fliche.....1989-90 to 1989-90
 Kent Paynter.....1991-92 to 1991-92
 Igor Ulanov.....1992-93 to 1994-95
 Deron Quint.....1995-96 to 1999-00
 Kirill Safronov.....2001-02 to 2001-02
 Drake Berehowsky.....2001-02 to 2002-03
 David Tanabe.....2003-04 to 2005-06
 Jamie Rivers.....2005-06 to 2005-06
 Matt Jones.....2006-07 to 2007-08
 Chris Summers.....2010-11 to 2010-11
 Connor Murphy.....2013-14 to 2013-14

6

Barry Melrose.....1979-80 to 1980-81
 Barry Legge.....1980-81 to 1981-82
 Jim Kyte.....1983-84 to 1988-89
 Phil Housley.....1990-91 to 1992-93
 Wayne McBean.....1993-94 to 1993-94
 Oleg Tverdovsky.....1995-96 to 1995-96
 Dallas Eakins.....1995-96 to 1996-97
 Jayson More.....1996-97 to 1997-98
 Jamie Huscroft.....1998-99 to 1998-99
 Joel Bouchard.....2000-01 to 2000-01
 Matthew Spiller.....2003-04 to 2005-06
 Brendan Bell.....2006-07 to 2007-08
 David Schlemko.....2008-09 to 2013-14

7

Scott Campbell.....1979-80 to 1980-81
 Tim Watters.....1981-82 to 1987-88
 Brent Ashton.....1988-89 to 1991-92
 Petri Skriko.....1991-92 to 1991-92
 Keith Tkachuk.....1991-92 to 2000-01
 Deron Quint.....2002-03 to 2002-03
 Ivan Novoseltsev.....2003-04 to 2003-04
 Mike Leclerc.....2005-06 to 2005-06

**RECOGNIZED in honor of Keith Tkachuk,
 Dec. 23, 2011**

8

Jimmy Mann.....1979-80 to 1983-84
 Randy Carlyle.....1983-84 to 1992-93
 Teemu Selanne.....1994-95 to 1995-96
 Jim Johnson.....1996-97 to 1997-98
 Daniel Briere.....1998-99 to 2002-03
 Daniel Cleary.....2003-04 to 2003-04
 Geoff Sanderson.....2005-06 to 2005-06
 Niko Kapanen.....2006-07 to 2006-07
 Scottie Upshall.....2008-09 to 2010-11
 Gilbert Brule.....2011-12 to 2011-12
 2013-14 to 2013-14
 Matthew Lombardi.....2012-13 to 2012-13

9

Bobby Hull.....1979-80 to 1979-80
 Doug Smail.....1980-81 to 1987-88
 Brett Hull.....2005-06 to 2005-06

**RECOGNIZED in honor of Bobby Hull,
 Feb. 19, 1989.**

10

Peter Sullivan.....1979-80 to 1980-81
 Dale Hawerchuk.....1980-81 to 1989-90
 Alexei Zhamnov.....1992-93 to 1995-96
 Brad McCrimmon.....1996-97 to 1996-97
 Oleg Tverdovsky.....1997-98 to 1998-99
 Trevor Letowski.....1999-00 to 2001-02
 Denis Pederson.....2001-02 to 2001-02

Tony Amonte.....2002-03 to 2002-03
**RECOGNIZED in honor of Dale
 Hawerchuk, Apr. 5, 2007**
 Martin Erat.....2013-14 to 2013-14

11

Hilliard Graves.....1979-80 to 1979-80
 Murray Eaves.....1980-81 to 1980-81
 Scott Arniel.....1981-82 to 1985-86
 Gilles Hamel.....1986-87 to 1987-88
 Paul Fenton.....1988-89 to 1990-91
 Scott Arniel.....1990-91 to 1990-91
 Aaron Broten.....1991-92 to 1991-92
 Evgeny Davydov.....1992-93 to 1992-93
 Dave Tomlinson.....1993-94 to 1993-94
 Dallas Drake.....1995-96 to 1999-00
 Daymond Langkow.....2001-02 to 2003-04
 Krystofer Kolanos.....2005-06 to 2005-06
 Oleg Kvasha.....2005-06 to 2005-06
 Owen Nolan.....2006-07 to 2006-07
 Martin Hanzal.....2007-08 to 2013-14

12

Morris Lukowich.....1979-80 to 1984-85
 Dan McFall.....1984-85 to 1985-86
 Peter Douris.....1985-86 to 1987-88
 Dave Hunter.....1988-89 to 1988-89
 Doug Smail.....1988-89 to 1990-91
 Mark Osborne.....1990-91 to 1991-92
 Alan Kerr.....1992-93 to 1992-93
 Rob Murray.....1993-94 to 1995-96
 1998-99 to 1998-99
 Brian Noonan.....1998-99 to 1998-99
 Benoit Hogue.....1999-00 to 1999-00
 Mike Johnson.....2000-01 to 2005-06
 Patrick Fischer.....2006-07 to 2006-07
 Craig Weller.....2007-08 to 2007-08
 Olli Jokinen.....2008-09 to 2008-09
 Paul Bissonnette.....2009-10 to 2013-14

13

Dave Christian.....1979-80 to 1982-83
 Hannu Jarvenpaa.....1986-87 to 1986-87
 Alfie Turcotte.....1987-88 to 1988-89
 Teemu Selanne.....1992-93 to 1993-94
 Mike Rupp.....2003-04 to 2005-06
 Daniel Carcillo.....2006-07 to 2008-09
 Ray Whitney.....2010-11 to 2011-12

14

Peter Marsh.....1979-80 to 1980-81
 Tim Trimper.....1980-81 to 1983-84
 John Gibson.....1983-84 to 1983-84
 Jordy Douglas.....1983-84 to 1984-85
 Anssi Melametsa.....1985-86 to 1985-86
 Craig Endean.....1986-87 to 1986-87
 Stu Barnes.....1991-92 to 1993-94
 Randy Gilhen.....1993-94 to 1993-94
 Harijs Vitolinsh.....1993-94 to 1993-94
 Mike Stapleton.....1995-96 to 1998-99
 Tavis Hansen.....1999-00 to 2000-01
 Tyler Bouck.....2001-02 to 2001-02
 Jeff Taffe.....2002-03 to 2005-06
 Steve Gainey.....2005-06 to 2005-06
 Kevyn Adams.....2006-07 to 2006-07
 Pete Vandermeer.....2007-08 to 2007-08
 Alexander Nikulin.....2008-09 to 2008-09

Nigel Dawes.....2008-09 to 2008-09
 Taylor Pyatt.....2009-10 to 2011-12
 Chris Conner.....2012-13 to 2012-13
 Jeff Halpern.....2013-14 to 2013-14

15

Dave Hoyda.....1979-80 to 1979-80
 Rick Bowness.....1980-81 to 1980-81
 Richard Mulhern.....1980-81 to 1980-81
 Sandy Beadle.....1980-81 to 1980-81
 Paul MacLean.....1981-82 to 1987-88
 Darren Boyko.....1988-89 to 1988-89
 Pat Elynuik.....1988-89 to 1991-92
 John Druce.....1992-93 to 1992-93
 Harijs Vitolinsh.....1993-94 to 1993-94
 Randy Gilhen.....1993-94 to 1995-96
 Craig Janney.....1996-97 to 1997-98
 Jim Cummins.....1998-99 to 1998-99
 Radoslav Suchy.....1999-00 to 2003-04
 Boyd Devereaux.....2005-06 to 2005-06
 Mike Zigomanis.....2006-07 to 2007-08
 Jeff Hoggan.....2008-09 to 2008-09
 Matthew Lombardi.....2008-09 to 2009-10
 Ryan Hollweg.....2010-11 to 2010-11
 Boyd Gordon.....2011-12 to 2012-13

16

Larry Hopkins.....1979-80 to 1979-80
 Wayne Dillon.....1979-80 to 1979-80
 Pat Daley.....1979-80 to 1980-81
 Laurie Boschman.....1982-83 to 1989-90
 Eddie Olczyk.....1990-91 to 1992-93
 Stephane Quintal.....1993-94 to 1993-94
 Eddie Olczyk.....1994-95 to 1995-96
 Brad Isbister.....1997-98 to 1998-99
 Robert Reichel.....1998-99 to 1998-99
 Michal Handzus.....2000-01 to 2001-02
 Kelly Buchberger.....2002-03 to 2002-03
 Mike Sillinger.....2003-04 to 2003-04
 Brett Hull.....2005-06 to 2005-06
 Jamie Lundmark.....2005-06 to 2005-06
 Mike York.....2007-08 to 2007-08
 Brian McGrattan.....2008-09 to 2008-09
 Petr Prucha.....2008-09 to 2010-11
 Rostislav Klesla.....2010-11 to 2013-14

17

Bill Lesuk.....1979-80 to 1979-80
 Anders Steen.....1980-81 to 1980-81
 Larry Hopkins.....1981-82 to 1982-83
 Tim Young.....1983-84 to 1983-84
 Jim Nill.....1984-85 to 1987-88
 Dwight Schofield.....1987-88 to 1987-88
 Stu Kulak.....1988-89 to 1988-89
 Phil Sykes.....1989-90 to 1991-92
 Kris King.....1992-93 to 1996-97
 Greg Adams.....1998-99 to 1999-00
 Ladislav Nagy.....2000-01 to 2006-07
 Todd Fedoruk.....2008-09 to 2008-09
 Radim Vrbata.....2007-08 to 2007-08
 2009-10 to 2013-14

18

Glenn Tomalty.....1979-80 to 1979-80
 Bob Guindon.....1979-80 to 1979-80
 Rick Bowness.....1980-81 to 1980-81
 Serge Savard.....1981-82 to 1982-83



Bill Derlago1985-86 to 1985-86
 Steve Rooney1986-87 to 1987-88
 Markku Kyllonen1988-89 to 1988-89
 Randy Cunneynworth.....1989-90 to 1989-90
 Scott Arniel.....1990-91 to 1990-91
 Bryan Erickson1990-91 to 1993-94
 Dallas Drake.....1993-94 to 1995-96
 Chad Kilger.....1995-96 to 1997-98
 Mark Janssens.....1997-98 to 1997-98
 Brian Noonan.....1998-99 to 1998-99
 Mika Alatalo1999-00 to 2000-01
 Sebastien Bordeleau.....2001-02 to 2001-02
 Frank Banham.....2002-03 to 2002-03
 Paul Ranheim2002-03 to 2002-03
 Tyson Nash2003-04 to 2005-06
 Marcel Hossa2007-08 to 2007-08
 Freddy Meyer IV2007-08 to 2007-08
 Matt Murley.....2007-08 to 2007-08
 Enver Lisin2007-08 to 2008-09
 Sami Lepisto2009-10 to 2010-11
 Patrick O'Sullivan2011-12 to 2011-12
 David Moss.....2012-13 to 2013-14

19

Bill Riley1979-80 to 1979-80
 Kris Manery.....1979-80 to 1980-81
 Brian Mullen1982-83 to 1986-87
 Iain Duncan1988-89 to 1988-89
 Kris Draper1990-91 to 1990-91
 Ian Duncan1990-91 to 1990-91
 Troy Murray1991-92 to 1992-93
 Nelson Emerson.....1993-94 to 1994-95
 Shane Doan.....1995-96 to 2013-14

20

Willy Lindstrom.....1979-80 to 1982-83
 Andrew McBain.....1983-84 to 1988-89
 Dave McLlwain.....1989-90 to 1991-92
 Mike Hartman1991-92 to 1991-92
 Tie Domi1992-93 to 1994-95
 Oleg Tverdovsky1995-96 to 1996-97
 Jim Cummins1997-98 to 1997-98
 Jyrki Lumme1998-99 to 1998-99
 David Oliver1999-00 to 1999-00
 Mikael Renberg1999-00 to 1999-00
 Wyatt Smith.....2000-01 to 2001-02
 Fredrik Sjostrom.....2003-04 to 2007-08
 Robert Lang.....2009-10 to 2009-10
 Eric Belanger2010-11 to 2010-11
 Chris Summers.....2011-12 to 2013-14

21

John Bethel1979-80 to 1979-80
 Tom Bladon1980-81 to 1980-81
 Dave Hoyda1980-81 to 1980-81
 Bill Whelton1980-81 to 1980-81
 Craig Levie1981-82 to 1982-83
 John Gibson1983-84 to 1983-84
 Tom Martin1984-85 to 1986-87
 Mark Kumpel.....1987-88 to 1987-88
 1989-90 to 1990-91
 Russ Romaniuk1991-92 to 1994-95
 Shane Doan.....1995-96 to 1995-96
 Chad Kilger.....1995-96 to 1995-96
 Denis Chasse1995-96 to 1995-96
 Bob Corkum1996-97 to 1998-99

Jyrki Lumme1999-00 to 2000-01
 Todd Warriner.....2001-02 to 2001-02
 Jason Jaspers.....2002-03 to 2003-04
 Sean O'Donnell.....2005-06 to 2005-06
 Bill Thomas.....2005-06 to 2007-08
 David Hale2008-09 to 2008-09
 Shaun Heshka2009-10 to 2009-10
 Andy Miele.....2011-12 to 2013-14

22

Lyle Moffat1979-80 to 1979-80
 Bengt Lundholm.....1981-82 to 1984-85
 Ray Neufeld.....1985-86 to 1985-86
 Mario Marois1985-86 to 1988-89
 Gord Donnelly.....1988-89 to 1988-89
 Moe Mantha1989-90 to 1991-92
 Mike Lalor.....1991-92 to 1992-93
 Paul Ysebaert.....1993-94 to 1993-94
 Brent Thompson.....1994-95 to 1994-95
 Craig Mills.....1995-96 to 1995-96
 Mike Gartner1996-97 to 1997-98
 Rick Tocchet.....1998-99 to 1999-00
 Claude Lemieux.....2000-01 to 2002-03
 Pascal Rheaume2005-06 to 2005-06
 Dennis Seidenberg.....2005-06 to 2006-07
 Mathias Tjarnqvist.....2006-07 to 2007-08
 Brian McGrattan.....2008-09 to 2008-09
 Anders Eriksson.....2009-10 to 2009-10
 Lee Stempniak2009-10 to 2010-11
 Daymond Langkow2011-12 to 2011-12
 Lucas Lessio2013-14 to 2013-14

23

Gord McTavish.....1979-80 to 1979-80
 Larry Hopkins.....1979-80 to 1979-80
 John Markell.....1979-80 to 1980-81
 Lucien DeBlois.....1981-82 to 1983-84
 Paul Pooley.....1984-85 to 1985-86
 Hannu Jarvenpaa1987-88 to 1988-89
 Paul MacDermid.....1989-90 to 1991-92
 Lucien DeBlois.....1991-92 to 1991-92
 Andy Brickley1992-93 to 1993-94
 Igor Korolev1994-95 to 1996-97
 Stephen Leach1998-99 to 1998-99
 Todd Gill1999-00 to 1999-00
 Chris Joseph1999-00 to 2000-01
 Paul Mara2000-01 to 2005-06
 Don MacLean.....2006-07 to 2006-07
 Jeff Taffe2006-07 to 2006-07
 Kevin Porter.....2008-09 to 2009-10
 Mathieu Schneider.....2009-10 to 2009-10
 Oliver Ekman-Larsson.....2010-11 to 2013-14

24

Ron Wilson1979-80 to 1987-88
 Danton Cole.....1990-91 to 1991-92
 Scott Levins.....1992-93 to 1992-93
 Darryl Shannon1993-94 to 1995-96
 Craig Muni.....1995-96 to 1995-96
 Kevin Dahl1996-97 to 1996-97
 Michel Petit.....1997-98 to 1998-99
 Stan Neckar1998-99 to 2000-01
 Ladislav Nagy.....2000-01 to 2000-01
 David Cullen.....2001-02 to 2001-02
 Darcy Hordichuk.....2001-02 to 2002-03
 Jan Hrdina2002-03 to 2003-04

Josh Gratton.....2005-06 to 2007-08
 Kyle Chipchura2011-12 to 2013-14

25

Jude Drouin.....1979-80 to 1980-81
 Thomas Steen1981-82 to 1994-95

**RECOGNIZED in honor of Thomas Steen,
 May 6, 1995**

26

Al Cameron.....1979-80 to 1980-81
 Murray Eaves1981-82 to 1985-86
 Guy Larose1988-89 to 1988-89
 Brian McReynolds.....1989-90 to 1989-90
 Sergei Kharin.....1990-91 to 1990-91
 Dean Kennedy1991-92 to 1993-94
 Jeff Finley1995-96 to 1996-97
 John Slaney1997-98 to 1997-98
 Mike Sullivan1998-99 to 2001-02
 Joel Perrault.....2005-06 to 2009-10
 Andrew Ebbett.....2010-11 to 2010-11
 Cal O'Reilly2011-12 to 2011-12
 Steve Sullivan.....2012-13 to 2012-13
 Michael Stone2011-12 to 2011-12
 2013-14 to 2013-14

27

Lorne Stamler.....1979-80 to 1979-80
 Don Spring.....1980-81 to 1983-84
 Perry Turnbull1984-85 to 1986-87
 Teppo Numminen.....1988-89 to 2002-03

**RECOGNIZED in honor of Teppo
 Numminen, Jan. 30, 2010**

28

Don MacIver1979-80 to 1979-80
 Gerry Rioux.....1979-80 to 1979-80
 Norm Dupont.....1980-81 to 1982-83
 Jyrki Seppa1983-84 to 1983-84
 Ryan Stewart.....1985-86 to 1985-86
 Ray Neufeld1985-86 to 1988-89
 Greg Paslawski1989-90 to 1990-91
 Bob Joyce1991-92 to 1992-93
 Kevin McClelland.....1993-94 to 1993-94
 Craig Martin1994-95 to 1994-95
 Craig Muni.....1995-96 to 1995-96
 Mike Hudson1996-97 to 1996-97
 Jimmy Waite.....1997-98 to 1998-99
 Landon Wilson.....2000-01 to 2003-04
 Mike Leclerc.....2005-06 to 2005-06
 Pavel Brendl.....2005-06 to 2005-06
 Steven Reinprecht.....2006-07 to 2008-09
 Jeff Hoggan2009-10 to 2009-10
 Lauri Korpikoski2010-11 to 2013-14

29

Don MacIver1979-80 to 1979-80
 Gord Smith1979-80 to 1979-80
 Danny Geoffrion1980-81 to 1980-81
 Doug Lecuyer.....1980-81 to 1980-81
 Jerry Butler.....1982-83 to 1982-83
 Mike Lauen.....1983-84 to 1983-84
 Marc Behrend.....1983-84 to 1985-86
 Brad Berry1985-86 to 1989-90
 Mark Osborne1990-91 to 1990-91
 Rudy Poeschek.....1990-91 to 1991-92
 Yan Kaminsky.....1993-94 to 1993-94

Tim Cheveldae.....1993-94 to 1995-96
 Craig Janney1995-96 to 1995-96
 Scott Levins.....1997-98 to 1997-98
 Louie DeBrusk.....1998-99 to 2000-01
 Branko Radivojevic.....2001-02 to 2003-04
 Yanick Lehoux2005-06 to 2005-06
 Tim Jackman2005-06 to 2005-06
 Steven Reinprecht.....2005-06 to 2005-06
 Yanick Lehoux2006-07 to 2006-07
 Ryan Caldwell.....2007-08 to 2007-08
 Brandon Prust2008-09 to 2008-09
 Lauri Korpikoski2009-10 to 2009-10
 Garrett Stafford.....2010-11 to 2010-11
 Petteri Nokelainen.....2011-12 to 2011-12
 Michael Stone2012-13 to 2012-13
 Jordan Szwarz2013-14 to 2013-14

30

Gary Smith1979-80 to 1979-80
 Michel Dion1980-81 to 1980-81
 Doug Soetaert1983-84 to 1983-84
 Mark Holden.....1984-85 to 1984-85
 Daniel Berthiaume.....1986-87 to 1989-90
 Stephane Beauregard.....1989-90 to 1991-92
 Jim Hrivnak1992-93 to 1992-93
 Stephane Beauregard.....1993-94 to 1993-94
 Ed Ronan1995-96 to 1995-96
 Mikhail Shtalenkov.....1998-99 to 1999-00
 Jean-Marc Pelletier.....2003-04 to 2003-04
 David LeNeveu2005-06 to 2006-07
 Ilya Bryzgalov2007-08 to 2010-11

31

Don MacIver1979-80 to 1979-80
 Ron Loustel1980-81 to 1980-81
 Rick Dudley1980-81 to 1980-81
 Ed Staniowski.....1981-82 to 1982-83
 Mike Veisor1983-84 to 1983-84
 Marc Behrend.....1985-86 to 1985-86
 Alain Chevrier1988-89 to 1988-89
 Rick Tabaracci.....1990-91 to 1992-93
 Scott Langkow1995-96 to 1998-99
 Bob Essensa.....1999-00 to 1999-00
 Brad Ralph2000-01 to 2000-01
 Jean-Guy Trudel.....2001-02 to 2001-02
 Curtis Joseph2005-06 to 2006-07
 Matt Climie2010-11 to 2010-11
 Curtis McElhinney.....2011-12 to 2011-12
 Chad Johnson2012-13 to 2012-13

32

Rick Bowness.....1980-81 to 1980-81
 Rick Dudley1980-81 to 1980-81
 Peter Taglianetti1984-85 to 1989-90
 Don Barber1990-91 to 1991-92
 Igor Ulanov1991-92 to 1991-92
 Mike Eastwood.....1994-95 to 1996-97
 Jocelyn Lemieux1996-97 to 1997-98
 Brad May2000-01 to 2002-03
 Cale Hulse2003-04 to 2003-04
 Mikael Tellqvist.....2006-07 to 2008-09
 Michal Rozsival.....2010-11 to 2011-12
 Nick Johnson.....2012-13 to 2012-13
 Brandon Yip.....2013-14 to 2013-14

**33**

Lindsay Middlebrook 1979-80 to 1980-81
Doug Soetaert 1981-82 to 1982-83
Eldon Reddick 1986-87 to 1988-89
Simon Wheeldon 1990-91 to 1990-91
Mario Marois 1991-92 to 1991-92
Jim McKenzie 1995-96 to 1997-98
J.J. Daigneault 1998-99 to 1999-00
Drake Berehowsky 2001-02 to 2001-02
Brian Boucher 2002-03 to 2005-06
Adrian Aucoin 2009-10 to 2011-12
Brandon Gormley 2013-14 to 2013-14

34

Pierre Hamel 1979-80 to 1979-80
Dave Chartier 1980-81 to 1980-81
Mark Plantery 1980-81 to 1980-81
Dave Silk 1985-86 to 1985-86
Pat Elynuk 1987-88 to 1987-88
Moe Lemay 1988-89 to 1988-89
Gord Donnelly 1989-90 to 1991-92
Dean Kennedy 1991-92 to 1991-92
Darrin Shannon 1991-92 to 1997-98
Ramzi Abid 2002-03 to 2002-03
Frank Banham 2002-03 to 2002-03
Daniel Winnik 2007-08 to 2009-10
Tim Kennedy 2013-14 to 2013-14

35

Markus Mattsson 1979-80 to 1980-81
Dan Bouchard 1985-86 to 1985-86
Bob Essensa 1988-89 to 1993-94
Nikolai Khabibulin 1994-95 to 1998-99
Zac Bierk 2002-03 to 2003-04
Philippe Sauve 2005-06 to 2005-06
Alex Auld 2007-08 to 2007-08
Al Montoya 2008-09 to 2008-09
Tom Fenton 2010-11 to 2010-11

36

Iain Duncan 1986-87 to 1987-88
Gord Donnelly 1988-89 to 1988-89
Moe Lemay 1988-89 to 1988-89
Danton Cole 1989-90 to 1989-90
Mike Eagles 1990-91 to 1994-95
Greg Brown 1994-95 to 1994-95
Stewart Malgunas 1995-96 to 1995-96
Murray Baron 1996-97 to 1996-97
Juha Ylonen 1996-97 to 2000-01
Krystofer Kolanos 2001-02 to 2003-04
Joakim Lindstrom 2008-09 to 2008-09
Rob Klinkhammer 2012-13 to 2013-14

37

Steve Penney 1986-87 to 1987-88
Tom Draper 1988-89 to 1989-90
John LeBlanc 1991-92 to 1994-95
Tom Draper 1995-96 to 1995-96
Dominic Roussel 1995-96 to 1995-96
Dan Focht 2001-02 to 2002-03
Georges Laraque 2006-07 to 2006-07
Raffi Torres 2011-12 to 2012-13

38

Brad Jones 1986-87 to 1989-90
Guy Larose 1990-91 to 1990-91
Luciano Borsato 1990-91 to 1994-95

Jason Simon 1996-97 to 1996-97
Martin Grenier 2001-02 to 2001-02
Scott Pellerin 2002-03 to 2002-03
Dave Scatchard 2005-06 to 2006-07
Vernon Fiddler 2009-10 to 2010-11
Brandon McMillan 2013-14 to 2013-14

39

Randy Gilhen 1986-87 to 1988-89
Doug Evans 1989-90 to 1991-92
Mark Visheau 1993-94 to 1993-94
Iain Fraser 1995-96 to 1995-96
Pat Jablonski 1996-97 to 1996-97
Brad Tiley 1997-98 to 1998-99
Travis Green 1999-00 to 2000-01
Erik Westrum 2003-04 to 2003-04
Zbynek Michalek 2005-06 to 2005-06
Niko Kapanen 2007-08 to 2007-08
Garth Murray 2008-09 to 2008-09
Brett MacLean 2010-11 to 2010-11

40

Joel Baillargeon 1986-87 to 1987-88
Steve Fletcher 1988-89 to 1988-89
Bryan Marchment 1988-89 to 1988-89
Evgeny Davydov 1991-92 to 1991-92
Patrick DesRochers 2001-02 to 2002-03
Jean-Marc Pelletier 2002-03 to 2002-03
Mike Ricci 2005-06 to 2006-07
Mark Visentin 2013-14 to 2013-14

41

Todd Fliche 1987-88 to 1987-88
Paul Boutilier 1987-88 to 1988-89
Viktor Tikhonov 2008-09 to 2008-09
Mike Smith 2011-12 to 2013-14

42

Matt Hervey 1988-89 to 1988-89
Oleg Mikulchik 1993-94 to 1994-95
Robert Esche 1998-99 to 2001-02
Josh Tordjman 2008-09 to 2008-09

43

Ravil Gusmanov 1995-96 to 1995-96
Darcy Wakaluk 1996-97 to 1996-97
Mike Stutzel 2003-04 to 2003-04
Marc-Antoine Pouliot 2011-12 to 2011-12

44

Dave Babych 1980-81 to 1985-86
Shawn Cronin 1989-90 to 1991-92
Norm Maciver 1995-96 to 1997-98
Andrei Vasilyev 1998-99 to 1998-99
Andrei Nazarov 2001-02 to 2003-04
Nick Boynton 2006-07 to 2007-08
Kurt Sauer 2008-09 to 2009-10
Chris Brown 2012-13 to 2013-14

45

Craig Duncanson 1990-91 to 1990-91
Anatoli Fedotov 1992-93 to 1992-93
Jason Jaspers 2001-02 to 2001-02
Brad Ference 2002-03 to 2003-04
Dmitri Kalinin 2008-09 to 2008-09

46

Brent Hughes 1988-89 to 1989-90
Pat Jablonski 1996-97 to 1996-97

J.F. Jomphe 1998-99 to 1998-99

47

Todd Fliche 1988-89 to 1988-89
Tony Joseph 1988-89 to 1988-89
Tavis Hansen 1994-95 to 1994-95
1996-97 to 1996-97
1998-99 to 1998-99

48

Jason Cirone 1991-92 to 1991-92
Sean Gagnon 1997-98 to 1998-99

49

Joe Dziedzic 1998-99 to 1998-99
Jason Jaspers 2001-02 to 2001-02
Brian Savage 2001-02 to 2003-04
Alexandre Bolduc 2011-12 to 2012-13

50

Rob Murray 1991-92 to 1992-93
Craig Fisher 1993-94 to 1993-94
Ravil Gusmanov 1995-96 to 1995-96
Trevor Letowski 1998-99 to 1998-99
Matt Watkins 2011-12 to 2011-12
Antoine Vermette 2011-12 to 2013-14

52

Dallas Eakins 1992-93 to 1992-93
Jason Doig 1995-96 to 1995-96
Martin Grenier 2002-03 to 2002-03
Nolan Yonkman 2010-11 to 2010-11

53

Derek Morris 2005-06 to 2008-09
2009-10 to 2013-14

54

Daniel Briere 1997-98 to 1997-98

55

Mark Osiecki 1992-93 to 1992-93
Arto Blomsten 1993-94 to 1994-95
Jason Doig 1995-96 to 1998-99
Danny Markov 2001-02 to 2002-03
Matt Jones 2005-06 to 2005-06
Ed Jovanovski 2006-07 to 2010-11

57

Goran Bezina 2003-04 to 2003-04

60

Michal Grosek 1993-94 to 1993-94

62

Jean-Guy Trudel 1999-00 to 1999-00

63

Radoslav Suchy 1999-00 to 1999-00
Mike Ribeiro 2013-14 to 2013-14

64

Darrin Shannon 1991-92 to 1991-92
Wyatt Smith 1999-00 to 1999-00

70

Kevin Sawyer 1999-00 to 1999-00

71

Petteri Nokelainen 2009-10 to 2009-10

72

Jeff Christian 1997-98 to 1997-98

73

Steven Goertzen 2008-09 to 2008-09

75

Michal Grosek 1994-95 to 1995-96
Pete Vandermeer 2007-08 to 2007-08

76

Travis Roche 2006-07 to 2006-07

77

Cliff Ronning 1996-97 to 1998-99
Chris Gratton 2002-03 to 2003-04
Travis Roche 2006-07 to 2006-07

81

Marcel Hossa 2007-08 to 2007-08

86

Wojtek Wolski 2009-10 to 2010-11

88

Peter Mueller 2007-08 to 2009-10

89

Darren Turcotte 1995-96 to 1995-96
Mike Comrie 2003-04 to 2006-07
Mikkel Boedker 2008-09 to 2013-14

90

Joé Juneau 2000-01 to 2000-01
Enver Lisin 2006-07 to 2006-07

91

Kris Draper 1991-92 to 1992-93
Oleg Saprykin 2005-06 to 2006-07
Kyle Turris 2007-08 to 2011-12

92

Rick Tocchet 1997-98 to 1997-98

93

Petr Nedved 2005-06 to 2005-06

94

Sergei Berezin 2001-02 to 2001-02
Yanic Perreault 2006-07 to 2006-07

97

Jeremy Roenick 1996-97 to 2000-01
2006-07 to 2006-07

RECOGNIZED in honor of Jeremy Roenick, Feb. 11, 2012

99

Rick Dudley 1980-81 to 1980-81
RETIRED by the NHL in honor of Wayne Gretzky, Apr. 18, 1999



1979

Pick	Overall	Player	Position	Birthdate	Drafted From
1	1	Peter Marsh	RW	Dec. 21, 1956	Montreal
2	8	Lindsay Middlebrook	G	Sept. 7, 1955	NY Rangers
3	9	Bobby Hull	LW	Jan. 3, 1939	Chicago
4	16	Al Cameron	D	Oct. 21, 1955	Detroit
5	17	Dave Hoyda	LW	May 20, 1957	Philadelphia
6	24	Jim Roberts	RW	June 8, 1956	Minnesota
7	25	Lorne Stamler	LW	Aug. 9, 1951	Toronto
8	32	Mark Heaslip	RW	Dec. 26, 1951	Los Angeles
9	33	Pierre Hamel	G	Sept. 16, 1952	Toronto
10	40	Gord McTavish	C	June 3, 1954	St. Louis
11	41	Gord Smith	D	Nov. 17, 1949	Washington
12	48	Clark Hamilton	LW	Jan. 12, 1955	Detroit
13	49	Jim Cunningham	LW	Aug. 15, 1956	Philadelphia
14	56	Dennis Abgrall	RW	Apr. 24, 1956	Los Angeles
15	57	Bill Riley	RW	Sept. 20, 1950	Washington
16	64	Gene Carr	LW	Sept. 17, 1951	Atlanta
17	65	Hilliard Graves	RW	Oct. 18, 1950	Vancouver

ENTRY DRAFT SELECTIONS

1979

Rnd	Overall	Player	Position	Birthdate	Drafted From
1	19	Jimmy Mann	RW	Apr. 17, 1959	Sherbrooke (QMJHL)
2	40	Dave Christian	C	May 12, 1959	U. of North Dakota (WCHA)
3	61	Bill Whelton	D	Aug. 28, 1959	Boston U. (H.E.)
4	82	Pat Daley	LW	Mar. 27, 1959	Montreal (QMJHL)
5	103	Thomas Steen	C	June 8, 1960	Leksand (Sweden)
6	124	Tim Watters	D	July 25, 1959	Michigan Tech Univ. (WCHA)

1980

Rnd	Overall	Player	Position	Birthdate	Drafted From
1	2	Dave Babych	D	May 23, 1961	Portland (WHL)
2	23	Moe Mantha	D	Jan. 21, 1961	Toronto (OHL)
3	44	Murray Eaves	C	May 10, 1960	U. of Michigan (CCHA)
4	65	Guy Fournier	C	Jan. 30, 1962	Shawinigan (QMJHL)
5	86	Glen Ostir	D	Jan. 14, 1961	Portland (WHL)
6	107	Ron Loustel	G	Mar. 7, 1962	Saskatoon (WHL)
7	128	Brian Mullen	LW	Mar. 16, 1962	New York Westsiders (MJHL)
7	135	Mike Lauen	RW	Feb. 9, 1961	Michigan Tech Univ. (WCHA)
8	149	Sandy Beadle	LW	July 12, 1960	Northeastern Univ. (H.E.)
9	170	Edward Christian	C	Jan. 4, 1962	Warroad H.S. (Minn.)
10	191	Dave Chartier	C	Feb. 15, 1961	Brandon (WHL)

1981

Rnd	Overall	Player	Position	Birthdate	Drafted From
1	1	Dale Hawerchuk	C	Apr. 4, 1963	Cornwall (QMJHL)
2	22	Scott Arniel	C/LW	Sept. 17, 1962	Cornwall (QMJHL)
3	43	Jyrki Seppa	D	Nov. 14, 1961	Ilves (Finland)
4	64	Kirk McCaskill	C	Apr. 9, 1961	U. of Vermont (ECAC)
5	85	Marc Behrend	G	Jan. 11, 1961	U. of Wisconsin (WCHA)
6	106	Bob O'Connor	G	Apr. 2, 1961	Boston College (H.E.)
7	127	Peter Nilsson	C	June 10, 1962	Hammarby (Sweden)
8	148	Dan McFall	C	Apr. 8, 1963	Buffalo Jr. Sabres
9	169	Greg Dick	G	Mar. 2, 1962	St. Marys H.S. (Minn.)
10	190	Vladimir Kadlec	D	Jan. 3, 1962	TJ Vitkovice (Czech.)
10	211	Dave Kirwin	D	May 10, 1963	Irondale H.S. (Minn.)



1982

Rnd	Overall	Player	Position	Birthdate	Drafted From
1	12	Jim Kyte	D	Mar. 21, 1964	Cornwall (OHL)
4	74	Tom Martin	LW	May 11, 1964	Kelowna (BC Tier II)
4	75	Dave Ellett	D	Mar. 30, 1964	Ottawa (Tier II)
5	96	Tim Mishler	C	Oct. 3, 1963	E. Grand Forks H.S. (Minn.)
7	138	Derek Ray	RW	Oct. 10, 1963	Seattle Jr. B (Tier II)
8	159	Guy Gosselin	D	Jan. 6, 1964	John Marshall H.S. (Minn.)
9	180	Tom Ward	D	Jan. 16, 1964	Richfield H.S. (Minn.)
10	201	Michael Savage	LW	Apr. 8, 1964	Sudbury (OHL)
11	222	Bob Shaw	RW	Feb. 6, 1964	Penticton (BCJHL)
12	243	Jan Ericsson	C/LW	Sept. 2, 1962	AIK (Sweden)

1983

Rnd	Overall	Player	Position	Birthdate	Drafted From
1	8	Andrew McBain	RW	Jan. 18, 1965	North Bay (OHL)
1	14	Bobby Dollas	D	Jan. 31, 1965	Laval (QHL)
2	29	Brad Berry	D	Apr. 1, 1965	St. Albert Jrs. (Tier II)
3	43	Peter Taglianetti	D	Aug. 15, 1963	Providence College (H.E.)
4	69	Bob Essensa	G	Jan. 14, 1965	Henry Carr H.S. (Ont.)
5	89	Harry Armstrong	D	Jan. 30, 1965	Dubuque Jrs. (Minn.)
6	109	Joel Baillargeon	LW	Oct. 6, 1964	Hull (QHL)
7	129	Iain Duncan	LW	Oct. 6, 1964	North York (Ont.)
8	149	Ron Pessetti	D	Apr. 3, 1963	Western Michigan (CCHA)
9	169	Todd Flichel	D	Sept. 14, 1964	Gloucester Jrs. (Tier II)
10	189	Cory Wright	RW	June 10, 1965	Dubuque Jrs. (Minn.)
11	209	Eric Cormier	LW	June 10, 1964	St. Georges (Que.)
12	229	Jamie Husgen	D	Oct. 13, 1964	Des Moines

1984

Rnd	Overall	Player	Position	Birthdate	Drafted From
2	30	Peter Douris	C	Feb. 19, 1966	U. of New Hampshire (H.E.)
4	68	Chris Mills	D	May 30, 1966	Bramalea Jr. B
4	72	Sean Clement	D	Feb. 26, 1966	Brockville Jr. A
5	93	Scott Schneider	C	May 18, 1965	Colorado College (WCHA)
5	99	Brent Severyn	D	Feb. 22, 1966	Seattle (WHL)
6	114	Gary Lorden	D	Jan. 17, 1966	Bishop Hendrickson H.S.
7	135	Luciano Borsato	C	Jan. 7, 1966	Bramalea Jr. B
8	156	Brad Jones	C	June 26, 1965	U. of Michigan (CCHA)
9	177	Gord Whitaker	RW	Jan. 24, 1966	Colorado College (WCHA)
10	197	Rick Frost	LW	June 5, 1965	Melville Jr. A
11	218	Mike Warus	RW	Nov. 16, 1964	Lake Superior College (CCHA)
12	238	Jim Edmonds	G	July 8, 1965	Cornell U. (ECAC)

1985

Rnd	Overall	Player	Position	Birthdate	Drafted From
1	18	Ryan Stewart	C	June 1, 1967	Kamloops (WHL)
2	39	Roger Ohman	D	June 5, 1967	Leksand (Sweden)
3	60	Daniel Berthiaume	G	Jan. 26, 1966	Chicoutimi (QMJHL)
4	81	Fredrik Olausson	D	Oct. 5, 1966	Farjestad (Sweden)
5	102	John Borrell	RW	Mar. 23, 1967	Burnsville H.S.
6	123	Danton Cole	C	Jan. 10, 1967	Aurora Jr. A
7	144	Brent Mowery	LW	Mar. 10, 1966	Summerland
8	165	Tom Draper	G	Nov. 22, 1966	U. of Vermont (ECAC)
9	186	Nevin Kardum	C	Mar. 30, 1967	Henry Carr H.S.
10	207	Dave Quigley	G	Jan. 17, 1965	U. of Moncton
11	228	Chris Norton	D	Apr. 11, 1965	Cornell U. (ECAC)
12	249	Anssi Melametsa	C	June 21, 1961	HIFK (Finland)

1986

Rnd	Overall	Player	Position	Birthdate	Drafted From
1	8	Pat Elynuik	RW	Oct. 30, 1967	Prince Albert (WHL)
2	29	Teppo Numminen	D	July 3, 1968	Tappara (Finland)
3	50	Esa Palosaari	RW	Jan. 16, 1968	Karpat (Finland)
4	71	Hannu Jarvenpaa	RW	May 19, 1963	Karpat (Finland)
5	92	Craig Endean	LW	Apr. 13, 1968	Seattle (WHL)
6	113	Robbie Bateman	RW	Jan. 2, 1968	St. Laurent H.S.
8	155	Frank Furlan	G	Mar. 8, 1968	Sherwood Park (Alberta)
9	176	Mark Green	C	Dec. 26, 1967	New Hampton
10	197	John Blue	G	Feb. 19, 1966	U. of Minnesota (WCHA)
11	218	Matt Cote	D	Jan. 19, 1966	Lake Superior (CCHA)
12	239	Arto Blomsten	D	Mar. 16, 1965	Djurgarden (Sweden)



1987

Rnd	Overall	Player	Position	Birthdate	Drafted From
1	16	Brian Marchment	D	May 1, 1969	Belleville (OHL)
2	37	Patrik Erickson	C	Mar. 13, 1969	Brynas (Sweden)
4	79	Don McLennan	D	Oct. 4, 1968	U. of Denver (WCHA)
5	96	Ken Gernander	C	June 30, 1969	Greenway H.S.
5	100	Darrin Amundson	C	Nov. 9, 1968	Duluth East H.S.
6	121	Joe Harwell	D	Nov. 21, 1968	Murray Hill H.S.
7	142	Tod Hartje	C	Feb. 27, 1968	Harvard U. (ECAC)
8	163	Markku Kyllonen	RW	Feb. 2, 1962	Karpat (Finland)
9	184	Jim Fernholz	RW	Mar. 16, 1969	White Bear Lake H.S.
11	226	Roger Rougelot	G	July 13, 1968	Madison Jrs.
12	247	Hans Goran Elo	G	June 27, 1966	Djurgarden (Sweden)

1988

Rnd	Overall	Player	Position	Birthdate	Drafted From
1	10	Teemu Selanne	RW	July 3, 1970	Jokerit (Finland)
2	31	Russell Romaniuk	LW	June 9, 1970	St. Boniface Jr. A
3	52	Stephane Beauregard	G	Jan. 10, 1968	St-Jean (QMJHL)
4	73	Brian Hunt	C	Feb. 12, 1969	Oshawa (OHL)
5	94	Anthony Joseph	RW	Mar. 1, 1969	Oshawa (OHL)
5	101	Benoit Lebeau	LW	June 4, 1968	Merrimack College
6	115	Ronald Jones	RW	Feb. 7, 1969	Windsor (OHL)
7	127	Markus Akerblom	C	Nov. 22, 1969	Bjorkloven (Sweden)
7	136	Jukka Marttila	D	Apr. 15, 1968	Tappara (Finland)
8	157	Mark Smith	C	Oct. 13, 1969	Trinity (USS)
9	178	Mike Helber	C	June 23, 1970	Ann Arbour (USS)
10	199	Pavel Kostichkin	C	Nov. 9, 1968	CSKA (USSR)
11	220	Kevin Heise	LW	Sept. 9, 1968	Lethbridge (WHL)
12	241	Kyle Galloway	D	Nov. 10, 1969	U. of Manitoba

1989

Rnd	Overall	Player	Position	Birthdate	Drafted From
1	4	Stu Barnes	C	Dec. 25, 1970	Tri-Cities (WHL)
2	25	Dan Ratushny	D	Oct. 29, 1970	Cornell U. (ECAC)
3	46	Jason Cirone	C	Feb. 21, 1971	Cornwall (OHL)
3	62	Kris Draper	C	May 24, 1971	Canadian National
4	64	Mark Brownschidle	D	Oct. 26, 1970	Boston U. (H.E.)
4	69	Alain Roy	G	Feb. 6, 1970	Harvard U. (ECAC)
6	109	Dan Bylsma	LW	Sept. 19, 1970	Bowling Green (CCHA)
7	130	Pekka Peltola	RW	June 24, 1965	HPK (Finland)
7	131	Doug Evans	D	July 12, 1971	Michigan U. (CCHA)
8	151	Jim Solly	C	Mar. 19, 1970	Bowling Green (CCHA)
9	172	Stephane Gauvin	LW	Apr. 16, 1970	Cornell U. (ECAC)
10	193	Joe Larson	C	Aug. 17, 1970	Minnetonka (USS)
11	214	Bradley Podiak	LW	Mar. 26, 1971	Wayzata (USS)
12	235	Evgeny Davydov	RW	May 27, 1967	CSKA (USSR)
12	240	Sergei Kharin	RW	Feb. 20, 1963	Krylja Sovetov (USSR)

1990

Rnd	Overall	Player	Position	Birthdate	Drafted From
1	19	Keith Tkachuk	LW	Mar. 28, 1972	Malden Catholic (USS)
2	35	Mike Muller	D	Sept. 18, 1971	Wayzata (USS)
4	74	Roman Meluzin	RW	June 17, 1972	Zetor (Czech.)
4	75	Scott Levins	RW	Jan. 30, 1970	Tri-City (WHL)
4	77	Alexei Zhamnov	C	Oct. 1, 1970	Dynamo Moscow (USSR)
5	98	Craig Martin	RW	Jan. 21, 1971	Hull (QMJHL)
6	119	Daniel Jarde myr	D	May 28, 1971	Uppsala (Sweden)
7	140	John Lilley	C	Aug. 3, 1972	Cushing Academy (USS)
8	161	Henrik Andersson	D	Jan. 19, 1970	Vasteras (Sweden)
9	182	Rauli Raitanen	C	Jan. 14, 1970	Assat (Finland)
10	203	Mika Alatalo	LW	June 11, 1971	Kookoo (Finland)
11	224	Sergei Selyanin	D	Oct. 20, 1966	Khimik (USSR)
12	245	Keith Morris	C	Apr. 24, 1971	Alaska-Anchorage (NCAA)



1991

Rnd	Overall	Player	Position	Birthdate	Drafted From
1	5	Aaron Ward	D	Jan. 17, 1973	Michigan Univ. (CCHA)
3	49	Dmitri Filimonov	D	Oct. 14, 1971	Dynamo Moscow (USSR)
5	91	Juha Ylonen	C	Feb. 13, 1972	Kiekko-Espoo (Finland)
5	99	Yan Kaminsky	LW	July 28, 1971	Dynamo Moscow (USSR)
6	115	Jeff Sebastian	D	Nov. 21, 1971	Seattle (WHL)
8	159	Jeff Ricciardi	D	June 22, 1971	Ottawa (OHL)
9	181	Sean Gauthier	G	Mar. 28, 1971	Kingston (OHL)
10	203	Igor Ulanov	D	Oct. 1, 1969	Khimik (USSR)
11	225	Jason Jennings	RW	Mar. 16, 1971	Western Michigan (CCHA)
12	247	Sergei Sorokin	D	Oct. 2, 1969	Dynamo Moscow (USSR)

1992

Rnd	Overall	Player	Position	Birthdate	Drafted From
1	17	Sergei Bautin	D	Mar. 11, 1967	Dynamo Moscow (CIS)
2	27	Boris Mironov	D	Mar. 21, 1972	CSKA (CIS)
3	60	Jeremy Stevenson	LW	July 28, 1974	Cornwall (OHL)
4	84	Mark Visheau	D	June 27, 1973	London (OHL)
6	132	Alexander Alexeyev	D	Mar. 21, 1974	Sokol (CIS)
7	155	Artur Oktyabrev	D	Nov. 26, 1973	CSKA (CIS)
7	156	Andrei Raisky	C	Mar. 30, 1970	Torpedo Ust-Kamenogorsk (CIS)
9	204	Nikolai Khabibulin	G	Jan. 13, 1973	CSKA (CIS)
10	228	Yevgeny Garanin	C	Aug. 3, 1973	Khimik (CIS)
10	229	Teemu Numminen	C	Dec. 23, 1973	Stoneham (USS)
11	252	Andrei Karpovtsev	LW	Feb. 25, 1974	Dynamo-2 Moscow (CIS)
11	254	Ivan Vologzhaninov	RW	Apr. 7, 1974	Sokol (CIS)

1993

Rnd	Overall	Player	Position	Birthdate	Drafted From
1	15	Mats Lindgren	C	Oct. 1, 1974	Skelleftea (Sweden)
2	31	Scott Langkow	G	Apr. 21, 1975	Portland (WHL)
2	43	Alexei Budayev	C	Apr. 24, 1975	Kristall Elektrostal (CIS)
4	79	Ruslan Batyrshin	D	Feb. 19, 1975	Dynamo-2 Moscow (CIS)
4	93	Ravil Gusmanov	RW	July 25, 1972	Traktor (CIS)
5	119	Larry Courville	LW	Apr. 2, 1975	Newmarket (OHL)
6	145	Michal Grosek	LW	June 1, 1975	ZPS Zlin (Czech Republic)
7	171	Martin Woods	D	May 14, 1975	Victoriaville (QMJHL)
8	197	Adrian Murray	D	Sept. 14, 1975	Newmarket (OHL)
9	217	Vladimir Potapov	RW	June 21, 1975	Kristall Elektrostal (CIS)
9	223	Ilja Stashenkov	D	Aug. 26, 1974	Krylja Sovetov (CIS)
9	228	Harijs Vitolinsh	C	Apr. 30, 1968	Chur (Switzerland)
11	285	Russ Hewson	LW	Jan. 12, 1975	Swift Current (WHL)

1994

Rnd	Overall	Player	Position	Birthdate	Drafted From
2	30	Deron Quint	D	Mar. 24, 1976	Seattle (WHL)
3	56	Dorian Anneck	C	Apr. 24, 1976	Victoria (WHL)
3	58	Tavis Hansen	C	June 17, 1975	Tacoma (WHL)
4	82	Steve Cheredaryk	D	Nov. 20, 1975	Medicine Hat (WHL)
5	108	Craig Mills	RW	Aug. 27, 1976	Belleville (OHL)
6	143	Steve Vezina	G	Oct. 25, 1975	Beauport (QMJHL)
6	146	Chris Kibermanis	D	Mar. 24, 1976	Red Deer (WHL)
8	186	Ramil Saifullin	C	Apr. 8, 1976	Avangard (CIS)
9	212	Henrik Smangs	G	Jan. 19, 1976	Leksand (Sweden)
10	238	Mike Mader	D	Nov. 7, 1975	Loomis (USS)
11	264	Jason Issel	LW	Mar. 1, 1976	Prince Albert (WHL)

1995

Rnd	Overall	Player	Position	Birthdate	Drafted From
1	7	Shane Doan	RW	Oct. 10, 1976	Kamloops (WHL)
2	32	Marc Chouinard	C	May 6, 1977	Beauport (QMJHL)
2	34	Jason Doig	D	Jan. 29, 1977	Laval (QMJHL)
3	67	Brad Isbister	RW	May 7, 1977	Portland (WHL)
4	84	Justin Kurtz	D	Jan. 14, 1977	Brandon (WHL)
5	121	Brian Elder	G	June 8, 1976	Brandon (WHL)
6	136	Sylvain Daigle	G	Oct. 20, 1976	Shawinigan (QMJHL)
7	162	Paul Traynor	D	Sept. 14, 1977	Kitchener (OHL)
8	188	Jaroslav Obsut	D	Sept. 3, 1976	N. Battleford (SJHL)
8	189	Fredrik Loven	C	Mar. 14, 1977	Djurgarden (Sweden)
9	214	Rob DeCiantis	C	June 11, 1977	Kitchener (OHL)



1996

Rnd	Overall	Player	Position	Birthdate	Drafted From
1	11	Dan Focht	D	Dec. 31, 1977	Tri-City (WHL)
1	24	Daniel Briere	C	Oct. 6, 1977	Drummondville (QMJHL)
3	62	Per-Anton Lundstrom	D	Sept. 29, 1977	Mo Do (Sweden)
5	119	Richard Lintner	D	Nov. 15, 1977	Trencin Jr. (Slovakia Jrs.)
6	139	Robert Esche	G	Jan. 22, 1978	Detroit (OHL)
7	174	Trevor Letowski	C	Apr. 5, 1977	Sarnia (OHL)
8	200	Nicholas Lent	RW	June 10, 1977	Omaha Jr. A (USHL)
9	226	Marc-Etienne Hubert	C	Apr. 20, 1978	Laval (QMJHL)

1997

Rnd	Overall	Player	Position	Birthdate	Drafted From
2	43	Juha Gustafsson	D	Apr. 26, 1979	Keikko-Espoo (Finland)
4	96	Scott McCallum	D	Feb. 15, 1979	Tri-City (WHL)
5	123	Curtis Suter	D	Aug. 5, 1979	Spokane (WHL)
6	151	Robert Francz	LW	Mar. 30, 1978	Peterborough (OHL)
8	207	Alex Andreyev	D	Sept. 14, 1979	Weyburn (SJHL)
9	233	Wyatt Smith	C	Feb. 13, 1977	U. of Minnesota (WCHA)

1998

Rnd	Overall	Player	Position	Birthdate	Drafted From
1	14	Patrick DesRochers	G	Oct. 27, 1979	Sarnia (OHL)
2	43	Ossi Vaananen	D	Aug. 8, 1980	Jokerit Jr. (Finland Jr.)
3	73	Pat O' Leary	C	Sept. 2, 1979	Armstrong HS (USHSW)
4	100	Ryan Vanbuskirk	D	Jan. 12, 1980	Sarnia (OHL)
5	115	Jay Leach	D	Sept. 2, 1979	Providence College (H.E.)
5	116	Josh Blackburn	G	Nov. 13, 1978	Lincoln (USHL Jr. A)
5	129	Robert Schnabel	D	Nov. 10, 1978	Red Deer (WHL)
6	160	Rickard Wallin	C	Apr. 19, 1980	Farjestad Jr. (Swe. Jr.)
7	187	Erik Westrum	C	July 26, 1979	Minnesota (WCHA)
8	214	Justin Hansen	RW	June 11, 1980	Moose Jaw (WHL)

1999

Rnd	Overall	Player	Position	Birthdate	Drafted From
1	15	Scott Kelman	C	May 7, 1981	Seattle (WHL)
1	19	Kirill Safronov	D	Feb. 26, 1981	St. Petersburg (Russian Sr.)
2	53	Brad Ralph	LW	Oct. 17, 1980	Oshawa (OHL)
3	71	Jason Jaspers	C	Apr. 8, 1981	Sudbury (OHL)
4	116	Ryan Lauzon	C	Oct. 8, 1980	Hull (QMJHL)
4	123	Preston Mizzi	C	Dec. 22, 1980	Peterborough (OHL)
6	168	Erik Lewerstrom	D	May 28, 1980	Grums (Sweden)
8	234	Goran Bezina	D	Mar. 21, 1980	HC Fribourg-Gotteron (Swiss)
9	262	Alexei Litvinenko	D	Mar. 7, 1980	Torpedo (Kzak)

2000

Rnd	Overall	Player	Position	Birthdate	Drafted From
1	19	Krystofer Kolanos	C	July 27, 1981	Boston College (H.E.)
2	53	Alexander Tatarinov	RW	Apr. 14, 1982	Yaroslavl 2 (Russia)
3	85	Ramzi Abid	LW	Mar. 24, 1980	Halifax (QMJHL)
5	160	Nate Kiser	D	May 4, 1982	Plymouth (OHL)
6	186	Brent Gauvreau	C	June 29, 1980	Oshawa (OHL)
7	217	Igor Samoilov	D	Jan. 23, 1982	Yaroslavl (Russia)
8	249	Sami Venalainen	RW	Oct. 14, 1981	Tappara Jr. (Finland)
9	281	Peter Fabus	C	July 15, 1979	Dukla Trencin (Slovakia)

2001

Rnd	Overall	Player	Position	Birthdate	Drafted From
1	11	Fredrik Sjostrom	RW	May 6, 1983	Frolunda (Sweden)
2	31	Matthew Spiller	D	Feb. 7, 1983	Seattle (WHL)
2	45	Martin Podlesak	C	Sept. 26, 1982	Lethbridge (WHL)
3	78	Beat Forster	D	Feb. 2, 1983	Davos (Swiss)
5	148	David Klema	C	Apr. 3, 1982	Des Moines (USHL)
6	180	Scott Polaski	RW	Aug. 4, 1982	Sioux City (USHL)
7	210	Steve Belanger	G	May 20, 1983	Kamloops (WHL)
8	243	Frantisek Lukes	LW	Sept. 25, 1982	Toronto (OHL)
9	273	Severin Blindenbacher	D	Mar. 15, 1983	Kloten (Swiss)



2002

Rnd	Overall	Player	Position	Birthdate	Drafted From
1	19	Jakub Koreis	C	June 26, 1984	Plezen (CZE)
1	23	Ben Eager	LW	Jan. 22, 1984	Oshawa (OHL)
2	46	David LeNeveu	G	May 23, 1983	Cornell University (ECAC)
3	70	Joe Callahan	D	Dec. 20, 1982	Yale University (ECAC)
3	80	Matt Jones	D	Aug. 8, 1983	North Dakota (WCHA)
4	97	Lance Monych	RW	July 25, 1984	Brandon (WHL)
5	132	John Zeiler	RW	Nov. 21, 1982	Sioux City (USHL)
6	186	Jeff Pietrasiak	G	Apr. 5, 1983	Berkshire (USHSE)
7	216	Ladislav Kouba	LW	Sept. 10, 1983	Red Deer (WHL)
8	249	Marcus Smith	D	Jan. 14, 1983	Kitchener (OHL)
9	280	Russell Spence	C	Jan. 1, 1982	Opaskwayak (OCN) (MJHL)

2003

Rnd	Overall	Player	Position	Birthdate	Drafted From
3	77	Tyler Redenbach	C/LW	Sept. 25, 1984	Swift Current (WHL)
3	80	Dmitri Pestunov	C	Jan. 22, 1985	Magnitogorsk (Russia)
4	115	Liam Lindstrom	C	Jan. 12, 1985	Mora (Sweden)
6	178	Ryan Gibbons	RW	Jan. 1, 1985	Seattle (WHL)
7	208	Randall Gelech	C/RW	Feb. 2, 1984	Kelowna (WHL)
8	242	Eduard Lewandowski	LW	May 3, 1980	Koln (Germany)
9	272	Sean Sullivan	D	Mar. 29, 1984	St. Sebastian's (USHSE)
9	290	Loic Burkhalter	C	Feb. 11, 1980	Ambri (Swiss)

2004

Rnd	Overall	Player	Position	Birthdate	Drafted From
1	5	Blake Wheeler	RW	Aug. 31, 1986	Breck (USHSW)
2	35	Logan Stephenson	D	Feb. 19, 1986	Tri-City (WHL)
2	50	Enver Lisin	RW	Apr. 22, 1986	Saratov (Russia)
4	103	Roman Tomanek	RW	Jan. 28, 1986	Povazka Bystrica (Slovakia)
4	119	Kevin Porter	C/LW	Mar. 12, 1986	US National Under-18 (USA)
6	168	Kevin Cormier	LW	Jan. 27, 1986	Moncton Jr A (MJAHL)
7	199	Chad Kolarik	C	Jan. 26, 1986	US National Under-18 (USA)
8	240	Aaron Gagnon	C	Apr. 24, 1986	Seattle (WHL)
9	261	William Engasser	LW	Sept. 25, 1985	Blake (USHSW)
9	265	Daniel Winnik	C/LW	Mar. 6, 1985	New Hampshire (H.E.)

2005

Rnd	Overall	Player	Position	Birthdate	Drafted From
1	17	Martin Hanzal	C	Feb. 20, 1987	Budejovice Jr. (Czech Rep.)
2	59	Pier-Olivier Pelletier	G	Apr. 8, 1987	Drummondville (QMJHL)
4	105	Keith Yandle	D	Sept. 9, 1986	Cushing Academy (USHSE)
5	148	Anton Krysanov	C	Mar. 25, 1987	Togliatti (Russia)
7	212	Pat Brosnihan	RW	Aug. 20, 1986	Worcester Academy (USHSE)

2006

Rnd	Overall	Player	Position	Birthdate	Drafted From
1	8	Peter Mueller	C	Apr. 14, 1988	Everett (WHL)
1	29	Chris Summers	D	Feb. 5, 1988	US National Under-18 (USA)
3	88	Jonas Ahnelov	D	Dec. 11, 1987	Frolunda (Sweden)
5	130	Brett Bennett	G	Mar. 8, 1988	US National Under-18 (USA)
5	131	Martin Latal	RW	Mar. 17, 1988	Kladno (Czech Rep.)
5	152	Jordan Bendfeld	D	Feb. 9, 1988	Medicine Hat (WHL)
7	188	Chris Frank	D	Jan. 8, 1986	Western Michigan (CCHA)
7	196	Benn Ferriero	C/RW	Apr. 29, 1987	Boston College (H-East)

2007

Rnd	Overall	Player	Position	Birthdate	Drafted From
1	3	Kyle Turris	C	Aug. 14, 1989	Burnaby (BCHL)
1	30	Nick Ross	D	Feb. 10, 1989	Regina (WHL)
2	32	Brett MacLean	LW	Dec. 24, 1988	Oshawa (OHL)
2	36	Joel Gistedt	G	Dec. 7, 1987	Uddevalla (Sweden)
4	103	Vladimir Ruzicka	C	Feb. 17, 1989	Slavia (Czech Republic)
5	123	Maxim Goncharov	D	June 15, 1989	CSKA 2 (Russia)
6	153	Scott Darling	G	Dec. 22, 1988	Capital Dist. (EJHL)



2008

Rnd	Overall	Player	Position	Birthdate	Drafted From
1	8	Mikkel Boedker	RW	Dec. 16, 1989	Kitchener (OHL)
1	28	Viktor Tikhonov	RW	May 12, 1988	Cherepovets (Russia)
2	49	Jared Staal	RW	Aug. 21, 1990	Sudbury (OHL)
3	69	Michael Stone	D	June 7, 1990	Calgary (WHL)
3	76	Mathieu Brodeur	D	June 21, 1990	Cape Breton (QMJHL)
4	99	Colin Long	C	June 19, 1989	Kelowna (WHL)
6	159	Brett Hextall	RW	Apr. 2, 1988	Penticton (BCHL)
7	189	Tim Billingsley	D	Jan. 17, 1990	Mississauga St. Michael's (OHL)

2009

Rnd	Overall	Player	Position	Birthdate	Drafted From
1	6	Oliver Ekman-Larsson	D	July 17, 1991	Leksand (Sweden-2)
2	36	Chris Brown	RW	Feb. 3, 1991	U.S. Under-18 (NTDP)
3	91	Michael Lee	G	Oct. 5, 1990	Fargo (USHL)
4	97	Jordan Szwarz	RW	May 14, 1991	Saginaw (OHL)
4	105	Justin Weller	D	July 26, 1991	Red Deer (WHL)
6	157	Evan Bloodoff	LW	Nov. 21, 1990	Kelowna (WHL)

2010

Rnd	Overall	Player	Position	Birthdate	Drafted From
1	13	Brandon Gormley	D	Feb. 18, 1992	Moncton (QMJHL)
1	27	Mark Visentin	G	Aug. 7, 1992	Niagara (OHL)
2	52	Philip Lane	RW	May 29, 1992	Brampton (OHL)
2	57	Oscar Lindberg	C	Oct. 29, 1991	Skelleftea (Sweden)
5	138	Louis Domingue	G	Mar. 6, 1992	Quebec (QMJHL)

2011

Rnd	Overall	Player	Position	Birthdate	Drafted From
1	20	Connor Murphy	D	Mar. 26, 1993	U.S. NTDP (USHL)
2	51	Alexander Ruutu	C	Dec. 9, 1992	Jokerit (SM-liiga)
2	56	Lucas Lessio	LW	Jan. 23, 1993	Oshawa (OHL)
3	84	Harrison Ruopp	D	Mar. 17, 1993	Prince Albert (WHL)
4	111	Kale Kessy	LW	Dec. 4, 1992	Medicine Hat (WHL)
5	141	Darian Dziurzynski	LW	Mar. 30, 1992	Saskatoon (WHL)
6	155	Andrew Fritsch	RW	Mar. 24, 1993	Owen Sound (OHL)
7	196	Zac Larraza	LW	Feb. 25, 1993	U.S. NTDP (USHL)

2012

Rnd	Overall	Player	Position	Birthdate	Drafted From
1	27	Henrik Samuelsson	RW	Feb. 7, 1994	Edmonton (WHL)
2	58	Jordan Martinook	C	July 25, 1992	Vancouver (WHL)
3	88	James Melindy	D	Dec. 11, 1993	Moncton (QMJHL)
4	102	Rhett Holland	D	Sept. 25, 1993	Okotoks (AJHL)
5	148	Niklas Tikkinen	D	June 1, 1994	Espoo (FIN)
6	178	Hunter Fejes	LW	May 31, 1994	Shattuck St. Mary's (MN-HS)
7	184	Marek Langhamer	G	July 22, 1994	HC Pardubice (Czech)
7	208	Justin Hache	D	Jan. 10, 1994	Shawinigan (QMJHL)

2013

Rnd	Overall	Player	Position	Birthdate	Drafted From
1	12	Max Domi	C	Mar. 2, 1995	London (OHL)
2	39	Laurent Dauphin	C	Mar. 27, 1995	Chicoutimi (QMJHL)
3	62	Yan-Pavel Laplante	C	Apr. 23, 1995	Prince Edward (QMJHL)
5	133	Connor Clifton	D	Apr. 28, 1995	USA U-18 (USHL)
6	163	Brendan Burke	G	Mar. 11, 1995	Portland (WHL)
7	193	Jedd Soleway	RW	May 12, 1994	Penticton (BCHL)

2014

Rnd	Overall	Player	Position	Birthdate	Drafted From
1	12	Brendan Perlini	LW	Apr. 27, 1996	Niagara (OHL)
2	43	Ryan MacInnis	C	Feb. 14, 1996	Kitchener (OHL)
2	58	Christian Dvorak	LW	Feb. 2, 1996	London (OHL)
3	87	Anton Karlsson	RW	Aug. 3, 1996	Frolunda Jr. (Sweden)
4	117	Michael Bunting	LW	Sept. 17, 1995	Sault Ste. Marie (OHL)
5	133	Dysin Mayo	D	Aug. 17, 1996	Edmonton (WHL)
6	163	David Westlund	D	Feb. 5, 1995	Brynäs Jr. (Sweden)
7	191	Jared Fiegl	LW	Jan. 23, 1996	USA U18 (USDP)
7	193	Edgars Kulda	LW	Nov. 13, 1994	Edmonton (WHL)



1979

- June 5 Morris Lukowich reclaimed by Pittsburgh prior to the Expansion Draft.
- June 9 Morris Lukowich claimed as a priority selection.
- June 9 Barry Long reclaimed by Detroit prior to the Expansion Draft.
- June 9 Campbell reclaimed by St. Louis from Winnipeg prior to the Expansion Draft.
- June 9 Scott Campbell claimed as priority selection by Winnipeg.
- June 9 Bobby Hull reclaimed by Chicago prior to the Expansion Draft.
- June 13 17 players claimed in the NHL Expansion Draft: Peter Marsh (Montreal), Lindsay Middlebrook (NY Rangers), Bobby Hull (Chicago), Al Cameron (Detroit), Dave Hoyda (Philadelphia), Jim Roberts (Minnesota), Lorne Stamler (Toronto), Mark Heaslip (Los Angeles), Pierre Hamel (Toronto), Gord McTavish (St. Louis), Gord Smith (Washington), Clark Hamilton (Detroit), Jim Cunningham (Philadelphia), Dennis Abgrall (Los Angeles), Bill Riley (Washington), Gene Carr (Atlanta), and Hilliard Graves (Vancouver).
- June 28 Barry Melrose acquired from Quebec for Jamie Hislop and Barry Legge.
- July 25 Wayne Dillion acquired from NY Rangers for future considerations.
- Oct. 4 Ron Wilson acquired from Montreal for cash.

1980

- Feb. 27 Kris Manery claimed on waivers from Vancouver.
- Feb. 27 Bobby Hull traded to Hartford for future considerations.
- May 22 Doug Smail signed as a free agent.
- May 26 Barry Legge acquired from Quebec for cash.
- June 19 Rick Bowness acquired from St. Louis for Craig Norwich.
- Sept. 26 Norm Dupont acquired from Montreal for a 2nd round draft choice (David Maley) in 1982.
- Oct. 8 Danny Geoffrion acquired from Quebec for cash.
- Oct. 31 Barry Long acquired from Detroit for cash.
- Nov. 30 Barry Melrose claimed on waivers by Toronto.
- Dec. 1 Doug Lecuyer and Tim Trimper acquired from Chicago for Peter Marsh.
- Dec. 2 Richard Mulhern traded to Toronto for cash.

1981

- Jan. 12 Rick Dudley claimed on waivers from Buffalo.
- Feb. 10 Michel Dion acquired from Quebec for cash.
- July 2 Bryan Maxwell, Ed Staniowski and Paul MacLean acquired from St. Louis for Scott Campbell and John Markell.
- July 15 Lucien DeBlois acquired from Colorado for Brent Ashton and a 3rd round draft choice (Dave Kasper) in 1982.
- July 31 Lindsay Middlebrook traded to Minnesota for cash.
- Sept. 8 Doug Soetaert acquired from NY Rangers for a 3rd draft round choice (Vesa Salo) in 1983.
- Oct. 5 Serge Savard claimed from Montreal in Waiver Draft.
- Oct. 5 Craig Levie claimed from Montreal in Waiver Draft.

1982

- May 5 Brian Hayward signed as a free agent.
- Oct. 4 Doug Lecuyer claimed by Pittsburgh in Waiver Draft.

1983

- Mar. 7 Laurie Boschman acquired from Edmonton for Willy Lindstrom.
- June 8 Dave Christian traded to Washington for 1st round draft choice (Bobby Dollas) in 1983.
- July 4 Norm Dupont traded to Hartford for 4th round draft choice (Chris Mills) in 1984.
- Aug. 3 Tim Young acquired from Minnesota for Craig Levie and the rights to Tom Ward.
- Nov. 4 Robert Picard acquired from Montreal for 3rd round draft choice (Patrick Roy) in 1984.
- Nov. 10 Mike Veisor acquired from Hartford for Ed Staniowski.

1984

- Jan. 12 Jordy Douglas acquired from Minnesota for Tim Trimper.
- Feb. 6 Jimmy Mann traded to Quebec for 5th round draft choice (Brent Severyn) in 1984.
- Mar. 5 Randy Carlyle acquired from Pittsburgh for 1st round draft choice (Doug Bodger) in 1984 and future considerations (Moe Mantha).
- May 1 Moe Mantha traded to Pittsburgh as future considerations in previous trade (Mar. 5, 1984).
- June 13 Perry Turnbull acquired from Montreal for Lucien DeBlois.
- Oct. 9 Mark Holden acquired from Montreal for Doug Soetaert.
- Oct. 16 Tim Young traded to Philadelphia for future considerations.

1985

- Feb. 4 Jim Nill acquired from Boston for Morris Lukowich.
- Sept. 27 Eldon Reddick signed as a free agent.
- Nov. 21 Ray Neufeld acquired from Hartford for Dave Babych.
- Nov. 27 Mario Marois acquired from Quebec for Robert Picard.

1986

- Jan. 31 Bill Derlago acquired from Boston for Wade Campbell.
- June 21 Gilles Hamel acquired from Buffalo for Scott Arniel.
- July 3 Murray Eaves traded to Edmonton for future considerations.
- Aug. 19 Steve Penney and the rights to Jan Ingman acquired from Montreal for Brian Hayward.

1987

- Jan. 5 Bill Derlago traded to Quebec 4th round draft choice (Mark Brownschilde) in 1989.
- Jan. 8 Steve Rooney acquired from Montreal for 3rd round draft choice (Francois Gravel) in 1987.
- June 5 Perry Turnbull traded to St. Louis for 5th round draft choice (Ken Gernander) in 1987.
- June 8 Brian Mullen traded to NY Rangers with 10th round draft choice (Brett Barnett) in 1987 for 5th round choice (Benoit Lebeau) in 1988 and 3rd round draft choice (Denny Felsner) in 1989.
- July 16 Guy Larose signed as a free agent.
- Dec. 16 Paul Boutilier acquired from NY Rangers for future considerations.
- Dec. 17 Stu Kulak acquired from Quebec for Bobby Dollas.

1988

- Jan. 11 Mark Kumpel acquired from Detroit for Jim Nill.
- Jan. 14 Alfie Turcotte acquired from Montreal for future considerations.
- June 13 Brent Ashton acquired from Detroit for Paul MacLean.
- July 15 Steve Fletcher signed as a free agent.
- July 19 Alain Chevrier acquired from New Jersey with 7th round draft choice (Doug Evans) in 1989 for Steve Rooney and 3rd round draft choice (Brad Bombardir) in 1990.
- July 29 Joel Baillargeon traded to Quebec for future considerations.
- Sept. 29 Peter Douris traded to St. Louis for 12th round draft choice (Sergei Kharin) in 1989, 4th round draft choice (Scott Levins) in 1990 and Kent Carlson.
- Oct. 3 Dave Hunter claimed from Edmonton in Waiver Draft.
- Nov. 25 Paul Fenton acquired from Los Angeles for Gilles Hamel.
- Dec. 6 Gord Donnelly acquired from Quebec for Mario Marois.
- Dec. 12 Steve Fletcher traded to Philadelphia for future considerations.
- Dec. 30 Moe Lemay acquired from Boston for Ray Neufeld.

1989

- Jan. 14 Dave Hunter claimed on waivers by Edmonton.
- Jan. 19 Alain Chevrier traded to Chicago for 4th round draft choice (Allain Roy) in 1989.
- June 17 Randy Cunneyworth, Rick Tabaracci and Dave McLlwain acquired from Pittsburgh for Jim Kyte, Andrew McBain and Randy Gilhen.
- June 17 Greg Paslawski and 3rd round draft choice (Kris Draper) in 1989 acquired from St. Louis for 3rd round draft choice (Denny Felsner) in 1989 and 2nd round draft choice (Steve Staios) in 1991.



July 21 Shawn Cronin acquired from Philadelphia for future considerations.
 Sept. 28 Eldon Reddick traded to Edmonton for future considerations.
 Nov. 30 Phil Sykes acquired from Los Angeles for Brad Jones.
 Dec. 13 Paul MacDermid acquired from Hartford for Randy Cunneynworth.

1990

Jan. 22 Doug Evans acquired from St. Louis for Ron Wilson.
 Jan. 22 Daniel Berthiaume traded to Minnesota for future considerations.
 June 9 Phil Housley, Scott Arniel, Jeff Parker and 1st round draft choice (Keith Tkachuk) in 1990 acquired from Buffalo for Dale Hawerchuk and 1st round draft choice (Brad May) in 1990.
 July 10 Simon Wheeldon acquired from NY Rangers for Brian McReynolds.
 Sept. 6 Laurie Boschman traded to New Jersey for Bob Brooke.
 Sept. 6 Craig Duncanson acquired from Minnesota for Brian Hunt.
 Sept. 30 Peter Taglianetti traded to Minnesota for future considerations.
 Nov. 7 Don Barber acquired from Minnesota for Doug Smail.
 Nov. 10 Eddie Olczyk and Mark Osborne acquired from Toronto for Dave Ellett and Paul Fenton.
 Dec. 14 Mike Eagles acquired from Chicago for 4th round draft choice (Igor Kravchuk) in 1991.

1991

Jan. 22 Rudy Poeschek acquired from NY Rangers for Guy Larose.
 Feb. 4 Greg Paslawski traded to Buffalo for future considerations.
 Feb. 28 Tom Draper traded to St. Louis for future considerations (Jim Vesey).
 May 21 Bob Joyce, Kent Paynter and Tyler Larter acquired from Washington for Brent Hughes, Craig Duncanson and Simon Wheeldon.
 May 24 Jim Vesey acquired from St. Louis as future considerations in previous trade (Feb. 28, 1991).
 May 24 Tom Draper acquired from St. Louis for future considerations.
 May 30 Tyler Larter claimed by Minnesota in Expansion Draft.
 May 31 Rob Murray and future considerations acquired from Minnesota for 7th round draft choice (Geoff Finch) in 1991 and future considerations.
 June 20 Jim Vesey traded to Boston for future considerations.
 June 22 Tom Draper traded to Buffalo for 7th round draft choice (Artur Oktyabrev) in 1992.
 July 16 Troy Murray and Warren Rychel acquired from Chicago for Bryan Marchment and Chris Norton.
 Oct. 11 Dean Kennedy, Mike Hartman and Darrin Shannon acquired from Buffalo for Dave McLlwain, Gord Donnelly, 5th round draft choice (Yuri Khmylev) in 1992 and future considerations.
 Oct. 15 Tony Joseph traded to Minnesota for Tyler Larter.
 Oct. 22 Sergei Kharin traded to Quebec for Shawn Anderson.
 Oct. 23 Shawn Anderson traded to Washington for future considerations.
 Oct. 29 Petri Skriko acquired from Boston for Brent Ashton.
 Nov. 12 Don Barber claimed on waivers by Quebec.
 Nov. 22 Scott Arniel traded to Boston for future considerations.
 Nov. 26 Mario Marois acquired from St. Louis for future considerations.
 Dec. 30 Tony Joseph and future considerations acquired from Minnesota for Warren Rychel.

1992

Jan. 10 Aaron Broten signed as a free agent.
 Feb. 27 Moe Mantha traded to Philadelphia for future considerations.
 Mar. 2 Mike Lalor acquired from Washington for Paul MacDermid.
 Mar. 10 Lucien DeBlois acquired from Toronto for Mark Osborne.
 June 10 Daniel Berthiaume acquired from Boston for Doug Evans.
 June 15 Christian Ruuttu acquired from Buffalo for Stephane Beauregard.
 June 18 Mike Hartman claimed by Tampa Bay in Expansion Draft.
 June 19 Danton Cole traded to Tampa Bay for future considerations.
 Aug. 6 Alan Kerr signed as a free agent.
 Aug. 10 Stephane Beauregard acquired from Chicago for Christian Ruuttu.
 Aug. 25 Shawn Cronin traded to Quebec for Dan Lambert.

Oct. 1 Stephane Beauregard traded to Philadelphia for future considerations.
 Oct. 1 John Druce and 4th round draft choice (John Jakopin) in 1993 acquired from Washington for Pat Elynuik.
 Nov. 14 Andy Brickley signed as a free agent.
 Dec. 28 Tie Domi and Kris King acquired from NY Rangers for Eddie Olczyk.

1993

Feb. 20 Mark Osiecki claimed on waivers from Ottawa.
 Feb. 21 Troy Murray traded to Chicago for Steve Bancroft and future considerations.
 Mar. 15 Rights to Dimitri Filimonov traded to Ottawa for 4th round draft choice (Ruslan Batyrshin) in 1993.
 Mar. 20 Mark Osiecki and 10th round draft choice (Bill Lang) in 1993 traded to Minnesota for 9th round draft choice (Vladimir Potatov) in 1993.
 Mar. 22 Dan Ratushny traded to Vancouver for 9th round draft choice (Harijs Vitolins) in 1993.
 Mar. 22 Jim Hrivnak and 2nd round draft choice (Alexei Budayev) in 1993 acquired from Washington for Rick Tabaracci.
 June 11 Paul Ysebaert acquired from Detroit for Aaron Ward, 4th round draft choice (John Jakopin) in 1993 and future considerations (Alan Kerr).
 June 11 Stephane Beauregard acquired from Philadelphia for future considerations.
 June 18 Alan Kerr traded to Detroit as future considerations in previous trade (June 11, 1993).
 June 24 Scott Levins and Steve Bancroft claimed by Florida in Expansion Draft.
 June 30 Kris Draper traded to Detroit for future considerations.
 July 8 Darryl Shannon signed as a free agent.
 July 29 Jim Hrivnak traded to St. Louis for 6th round draft choice (Chris Kibermanis) in 1994 and future considerations.
 Aug. 3 Dave Tomlinson acquired from Florida for Jason Cirone.
 Aug. 12 Kevin McClelland acquired from Toronto for cash.
 Sept. 24 Nelson Emerson and Stephane Quintal acquired from St. Louis for Phil Housley.
 Sept. 30 Evgeny Davydov traded to Florida for 4th round draft choice (Adam Copeland) in 1994.
 Sept. 30 Brent Severyn acquired from New Jersey for 6th round draft choice (Ryan Smart) in 1994.
 Oct. 3 Brent Severyn traded to Florida for Milan Tichy.
 Nov. 26 Randy Gilhen and 6th round draft choice (Chris Kibermanis) in 1994 acquired from Florida for Stu Barnes.
 Dec. 5 Fredrik Olausson and a 7th round draft choice (Curtis Sheptak) in 1994 traded to Edmonton for a 3rd round draft choice (Tavis Hansen) in 1994.
 Dec. 9 Craig Fisher acquired from Edmonton for cash.

1994

Feb. 1 Wayne McBean acquired from NY Islanders for Yan Kaminsky.
 Mar. 8 Tim Cheveldae and Dallas Drake acquired from Detroit for Bob Essensa and Sergei Bautin.
 Mar. 15 Dave Manson and 6th round draft choice (Chris Kibermanis) in 1994 acquired from Edmonton for Boris Mironov, Mats Lindgren, 1st round draft choice (Jason Bonsignore) and 4th round draft choice (Adam Copeland) in 1994.
 Mar. 21 Paul Ysebaert traded to Chicago for 3rd round draft choice (Kevin McKay) in 1995.
 May 25 Sheldon Kennedy acquired from Detroit for 3rd round draft choice (Darryl Laplante) in 1995.
 June 3 Neil Wilkinson acquired from Chicago for 3rd round draft choice (Kevin McKay) in 1995.
 July 8 Kevin McClelland traded to Buffalo for future considerations.
 Aug. 8 Brent Thompson and future considerations acquired from Los Angeles for rights to Ruslan Batyrshin and 2nd round draft choice (Marian Cisar) in 1996.



1995

- Jan. 18 Dean Kennedy claimed by Edmonton in Waiver Draft.
- Jan. 18 Sheldon Kennedy claimed by Calgary in Waiver Draft.
- Jan. 18 Wayne McBean claimed by Pittsburgh in Waiver Draft.
- Jan. 18 Igor Korolev claimed from St. Louis in Waiver Draft.
- Jan. 18 Craig Martin claimed on waivers from Detroit.
- Mar. 28 Arto Blomsten traded to Los Angeles for 8th round draft choice (Fredrik Loven) in 1995.
- Apr. 7 Mike Eastwood and 3rd round draft choice (Brad Isbister) in 1995 acquired from Toronto for Tie Domi.
- Apr. 7 Igor Ulanov and Mike Eagles traded to Washington for 3rd round draft choice (Sergei Gusev) and 5th round draft choice (Brian Elder) in 1995.
- Apr. 7 Eddie Olczyk acquired from NY Rangers for 5th round draft choice (Alexei Vasiliev) in 1995.
- Apr. 7 Greg Brown acquired from Pittsburgh for future considerations.
- June 27 Jeff Finley acquired from Philadelphia for Russ Romaniuk.
- July 21 Jason Simon signed as a free agent.
- July 21 Parris Duffus signed as a free agent.
- Aug. 8 Stewart Malgunas signed as a free agent.
- Aug. 9 Mike Stapleton signed as a free agent.
- Oct. 2 Jim McKenzie claimed from NY Islanders in Waiver Draft.
- Oct. 6 Darren Turcotte acquired from Hartford for Nelson Emerson.
- Oct. 13 Iain Fraser signed as a free agent.
- Oct. 13 Ed Ronan signed as a free agent.
- Dec. 14 Tom Draper signed as a free agent.
- Dec. 28 Norm Maciver acquired from Pittsburgh for Neil Wilkinson.

1996

- Feb. 7 Oleg Tverdovsky, Chad Kilger and 3rd round draft choice (Per-Anton Lundstrom) in 1996 acquired from Anaheim for Teemu Selanne, Marc Chouinard and 4th round draft choice (Kim Staal) in 1996.
- Feb. 15 Craig Muni and 1st round draft choice (Daniel Briere) in 1996 acquired from Buffalo for Darryl Shannon and Michal Grosek.
- Feb. 15 Denis Chasse acquired from Washington for Stewart Malgunas.
- Feb. 27 Dominic Roussel acquired from Philadelphia for Tim Cheveldae and 3rd round draft choice (Chester Gallant) in 1996.
- Mar. 18 Craig Janney acquired from San Jose for Darren Turcotte and a 2nd round draft choice (Remi Royer) in 1996.
- Mar. 20 Dallas Eakins claimed on waivers from St. Louis.
- Mar. 20 Ravil Gusmanov traded to Chicago for 4th round draft choice (Vladimir Antipov) in 1996.
- June 22 Mike Gartner acquired from Toronto for 4th round draft choice (Vladimir Antipov) in 1996.
- July 2 Darcy Wakaluk signed as a free agent.
- July 2 Cliff Ronning signed as a free agent.
- July 3 Brad McCrimmon signed as a free agent.
- July 15 Jim Johnson signed as a free agent.
- Aug. 16 Jeremy Roenick acquired from Chicago for Alexei Zhamnov, Craig Mills and 1st round draft choice (Ty Jones) in 1997.
- Aug. 22 Scott Levins signed as a free agent.
- Aug. 26 Kevin Dahl signed as a free agent.
- Sep. 30 Bob Corkum acquired from Philadelphia in Waiver Draft.
- Nov. 12 Mike Hudson signed as a free agent.

1997

- Feb. 6 Jayson More acquired from NY Rangers for Mike Eastwood and Dallas Eakins.
- Mar. 17 Jocelyn Lemieux signed as a free agent.
- Mar. 18 Murray Baron and Chris Murray acquired from Montreal for Dave Manson.
- Mar. 18 Gerald Diduck acquired from Hartford for Chris Murray.
- Mar. 18 Pat Jablonski acquired from Montreal for Steve Cheredaryk.

- May 14 Sean Gagnon signed as a free agent.
- July 8 Rick Tocchet signed as a free agent.
- Aug. 4 Jeff Christian signed as a free agent.
- Aug. 18 John Slaney signed as a free agent.
- Sept. 26 Radoslav Suchy signed as a free agent.
- Sept. 28 Jimmy Waite claimed from Chicago in Waiver Draft.
- Nov. 25 Michel Petit signed as a free agent.

1998

- Mar. 4 Keith Carney and Jim Cummins acquired from Chicago for Jayson More and Chad Kilger.
- Mar. 24 Mark Janssens acquired from NY Islanders for 9th round draft choice (Jason Doyle) in 1998.
- June 11 Louie DeBrusk and 5th round draft choice (Jay Leach) in 1998 acquired from Tampa Bay for Craig Janney.
- June 18 J.F. Jomphe acquired from Anaheim for Jim McKenzie.
- June 26 John Slaney claimed by Nashville in Expansion Draft.
- June 30 Mike Sullivan acquired from Nashville for 7th round draft choice (Kyle Kettles) in 1999.
- July 3 Jyrki Lumme signed as a free agent.
- July 22 Bryan Helmer signed as a free agent.
- Aug. 5 Andrei Vasilyev signed as a free agent.
- Aug. 27 Joe Dziedzic signed as a free agent.
- Sept. 1 Greg Adams signed as a free agent.
- Oct. 31 Cliff Ronning and Richard Lintner traded to Nashville for future considerations.
- Dec. 3 Stephen Leach signed as a free agent.
- Dec. 19 Bryan Helmer claimed on waivers by St. Louis.

1999

- Jan. 13 J.J. Daigneault acquired from Nashville for future considerations.
- Mar. 8 Jamie Huscroft acquired from Vancouver for future considerations.
- Mar. 11 Mikhail Shtalenkov acquired from Edmonton for 5th round draft choice (Matt Koalska) in 2000.
- Mar. 17 Brian Noonan signed as a free agent.
- Mar. 20 Robert Reichel, 3rd round draft choice (Jason Jaspers) in 1999, and 4th round draft choice (Preston Mizzi) in 1999 acquired from NY Islanders for Brad Isbister and 3rd round draft choice (Brian Collins) in 1999.
- Mar. 23 Stan Neckar acquired from NY Rangers for Jason Doig and 6th round draft choice (Jay Dardis) in 1999.
- Apr. 8 David Cullen signed as a free agent.
- June 25 Mike Stapleton claimed by Atlanta in Expansion Draft.
- June 25 Scott Langkow traded to Atlanta for future considerations.
- June 26 Travis Green and 1st round draft choice (Scott Kelman) in 1999 from Anaheim for Oleg Tverdovsky.
- June 26 Jim Cummins traded to Montreal for 6th round draft choice (Eric Lewerstrom) in 1999.
- July 15 Todd Gill signed as a free agent.
- July 16 David Oliver signed as a free agent.
- July 16 Jean-Guy Trudel signed as a free agent.
- Sept. 5 Bob Essensa signed as a free agent.
- Sept. 11 Craig Mills acquired from Chicago for future considerations.
- Sept. 27 Kevin Sawyer signed as a free agent.
- Nov. 19 Sean Burke and 5th round draft choice (Nate Kiser) in 2000 acquired from Florida for Mikhail Shtalenkov and 4th round draft choice (Chris Eade) in 2000.

2000

- Feb. 3 Benoit Hogue signed as a free agent.
- Mar. 7 Lyle Odelein acquired from New Jersey for Deron Quint and 3rd round draft choice (Beat Forster) in 2001.
- Mar. 8 Mikael Renberg acquired from Philadelphia for Rick Tocchet.



Mar. 13 Philippe Audet acquired from Detroit for Todd Gill.
 Mar. 14 Chris Joseph claimed on waivers from Vancouver.
 June 23 Dallas Drake and Lyle Odelein claimed by Columbus in Expansion Draft.
 June 23 Joé Juneau acquired from Minnesota for Rickard Wallin.
 June 24 Brad May acquired from Vancouver for future considerations.
 July 7 Landon Wilson signed as a free agent.
 Aug. 31 Joel Bouchard signed as a free agent.
 Dec. 2 Claude Lemieux signed as a free agent.

2001

Feb. 14 Chris Joseph claimed on waivers by Atlanta.
 Mar. 5 Paul Mara, Mike Johnson, Ruslan Zainullin and 2nd round draft choice (Matthew Spiller) in 2001 acquired from Tampa Bay for Nikolai Khabibulin and Stan Neckar.
 Mar. 13 Todd Simpson acquired from Florida for 2nd round draft choice (Igor Pohanka) in 2001.
 Mar. 13 Michal Handzus, Ladislav Nagy, Jeff Taffe and 1st round draft choice (Ben Eager) in 2002 acquired from St. Louis for Keith Tkachuk.
 June 5 Martin Grenier signed as a free agent.
 June 12 Danny Markov acquired from Toronto for Travis Green, Robert Reichel and Craig Mills.
 June 15 Joé Juneau traded to Montreal for future considerations.
 June 18 Todd Warriner acquired from Tampa Bay for Juha Ylonen.
 June 19 Keith Carney traded to Anaheim for 2nd round draft choice (Andrei Taratukhin) in 2001.
 June 19 Branko Radivojevic signed as a free agent.
 June 22 Sergei Berezin acquired from Toronto for Mikael Renberg.
 June 23 Tyler Bouck acquired from Dallas for Jyrki Lumme.
 July 2 Daymond Langkow acquired from Philadelphia for 2nd round draft choice (Dan Spang) in 2002 and 1st round draft choice (Jeff Carter) in 2003.
 Aug. 30 Zac Bierk signed as a free agent.
 Dec. 28 Drake Berehowsky and Denis Pederson acquired from Vancouver for Todd Warriner, Trevor Letowski, Tyler Bouck and 3rd round draft choice (Dmitri Pestunov) in 2003.

2002

Jan. 4 Sebastien Bordeleau acquired from Minnesota for David Cullen.
 Jan. 25 Andrei Nazarov acquired from Boston for 5th round draft choice (Peter Hamerlik) in 2002.
 Jan. 25 Brian Savage, 3rd round draft choice (Matt Jones) in 2002 and future considerations acquired from Montreal for Sergei Berezin.
 Mar. 19 Darcy Hordichuk, 4th round draft choice (Lance Monych) in 2002 and 5th round draft choice (John Zeiler) in 2002 acquired from Atlanta for Kirill Safronov, Ruslan Zainullin and 4th round draft choice (Patrick Dwyer) in 2002.
 May 23 Michael Schutte signed as a free agent.
 June 12 Brian Boucher and 3rd round draft choice (Joe Callahan) in 2002 acquired from Philadelphia for Robert Esche and Michal Handzus.
 July 7 Kelly Buchberger signed as a free agent.
 July 12 Tony Amonte signed as a free agent.
 Oct. 26 Deron Quint signed as a free agent.
 Nov. 7 Frank Banham signed as a free agent.
 Dec. 19 Paul Ranheim acquired from Philadelphia for a conditional draft choice in 2004.
 Dec. 31 Jean-Marc Pelletier and a conditional draft choice acquired from Carolina for Patrick DesRochers.

2003

Jan. 16 Scott Pellerin and a conditional draft choice acquired from Dallas for Claude Lemieux.
 Mar. 8 Brad Ference acquired from Florida for Darcy Hordichuk and 2nd round draft choice (Matt Smaby) in 2003.

Mar. 10 Guillaume Lefebvre, 3rd round draft choice (Tyler Redenbach) in 2003 and 2nd round draft choice (Brandon Dubinsky) in 2004 acquired from Philadelphia for Tony Amonte.
 Mar. 10 Chris Gratton and 4th round draft choice (Liam Reddox) in 2004 acquired from Buffalo for Daniel Briere and 3rd round draft choice (Andrej Sekera) in 2004.
 Mar. 11 Jan Hrdina and Francois Leroux acquired from Pittsburgh for Ramzi Abid, Dan Focht and Guillaume Lefebvre.
 Mar. 11 Brad May traded to Vancouver for a conditional draft choice (Dmitri Pestunov) in 2003.
 Apr. 10 Mike Stutzel signed as a free agent.
 June 21 David Tanabe and Igor Knyazev acquired from Carolina for Danny Markov and 3rd round draft choice (Billy Ryan) in 2004.
 June 21 Tyson Nash acquired from St. Louis for 5th round draft choice (Lee Stempniak) in 2003.
 July 10 Cale Hulse signed as a free agent.
 July 15 Daniel Cleary signed as a free agent.
 July 22 Mike Sillinger and a conditional draft choice acquired from Dallas for Teppo Numminen.
 July 25 Bryan Helmer acquired from Vancouver for Martin Grenier.
 Oct. 3 Todd Simpson claimed by Anaheim in Waiver Draft.
 Dec. 30 Ivan Novoseltsev acquired from Florida for future considerations.

2004

Jan. 17 Todd Reirden acquired from Anaheim for future considerations.
 Feb. 9 Mike Comrie acquired from Philadelphia for Sean Burke, Branko Radivojevic and Ben Eager.
 Feb. 11 Frank Banham removed from reserve list per mutual agreement.
 Feb. 22 Landon Wilson traded to Pittsburgh for future considerations.
 Mar. 4 Brent Johnson acquired from St. Louis for Mike Sillinger.
 Mar. 5 Mike Rupp and 2nd round draft choice (Geoff Paukovich) in 2004 acquired from New Jersey for Jan Hrdina.
 Mar. 9 Derek Morris and Keith Ballard acquired from Colorado for Chris Gratton, Ossi Vaananen and 2nd round draft choice (Paul Stastny) in 2005.
 Mar. 9 Brian Savage traded to St. Louis for future considerations.
 June 26 Jason Chimera and 3rd round draft choice (Vaclav Meidl) in 2004 acquired from Edmonton for 2nd round draft choice (Geoff Paukovich) and 4th round draft choice (Liam Reddox) in 2004.
 July 5 Boyd Devereaux signed as a free agent.
 July 6 Sean O'Donnell signed as a free agent.
 July 6 Radoslav Suchy and 6th round draft choice (Derek Reinhart) in 2005 traded to Columbus for 4th round draft choice (Jeremy Duchesne) in 2005.
 July 9 Mike Ricci signed as a free agent.
 Aug. 6 Brett Hull signed as a free agent.
 Aug. 26 Petr Nedved signed as a free agent.
 Aug. 26 Denis Gauthier and Oleg Saprykin acquired from Calgary for Daymond Langkow.
 Sept. 15 Olivier Latendresse signed as a free agent.
 Nov. 20 Jarrod Skalde acquired on loan from Tampa Bay for loan of Jason Jaspers.

2005

Feb. 10 Jamie Storr acquired on loan from Tampa Bay for loan of Jean-Marc Pelletier.
 Aug. 17 Curtis Joseph signed as a free agent.
 Aug. 23 Mike Leclerc acquired from Anaheim for a conditional draft choice (Steven Kampfer) in 2007.
 Aug. 26 Zbynek Michalek acquired from Minnesota for Erik Westrum and Dustin Wood.
 Oct. 8 Geoff Sanderson and Tim Jackman acquired from Columbus for Jason Chimera, Cale Hulse and Mike Rupp.



Oct. 15 Brett Hull retired.
 Oct. 18 Jamie Lundmark acquired from NY Rangers for Jeff Taffe.
 Nov. 4 Steve Gainey signed as a free agent.
 Nov. 5 Yanick Lehoux claimed on waivers from Los Angeles.
 Nov. 11 Krystofer Kolanos claimed on waivers by Edmonton.
 Nov. 18 Dave Scatchard acquired from Boston for David Tanabe.
 Nov. 25 Pascal Rheaume, Ray Schultz and Steven Spencer acquired from New Jersey for Brad Ference.
 Nov. 25 Yanick Lehoux claimed on waivers by Los Angeles.
 Nov. 28 Mikael Tellqvist acquired from Toronto for Tyson Nash and 4th round draft choice (Matt Frattin) in 2007.
 Dec. 19 Krystofer Kolanos claimed on waivers from Edmonton.
 Dec. 28 Pavel Brendl acquired from Carolina for Krystofer Kolanos.

2006

Jan. 20 Dennis Seidenberg acquired from Philadelphia for Petr Nedved.
 Jan. 24 Jeff Taffe acquired from NY Rangers for Martin Sonnenberg.
 Feb. 1 Steven Reinprecht and Philippe Sauve acquired from Calgary for Brian Boucher and Mike Leclerc.
 Mar. 9 Joel Perrault acquired from Anaheim for Sean O'Donnell.
 Mar. 9 Josh Gratton and two 2nd round draft choices (Cory Emerton and Shawn Matthias) in 2006 acquired from Philadelphia for Denis Gauthier.
 Mar. 9 Jamie Rivers acquired from Detroit for 7th round draft choice (Nick Oslund) in 2006.
 Mar. 9 Yanick Lehoux acquired from Los Angeles for Tim Jackman.
 Mar. 9 Jamie Lundmark traded to Calgary for a 4th round draft choice (Doug Rogers) in 2006.
 Mar. 9 Oleg Kvasha and conditional draft choice acquired from NY Islanders for 3rd round choice (Brad Marchand) in 2006.
 Mar. 27 Bill Thomas signed as a free agent.
 May 5 Patrick Fischer signed as a free agent.
 June 26 Nick Boynton and 4th round draft choice (Matt Frattin) in 2007 acquired from Boston for Paul Mara and 3rd round draft choice (Maxime MacEnaver) in 2007.
 July 1 Ed Jovanovski signed as a free agent.
 July 2 Mike Morrison signed as a free agent.
 July 3 Josh Tordjman signed as a free agent.
 July 4 Jeremy Roenick signed as a free agent.
 July 5 Georges Laraque signed as a free agent.
 July 12 Mike Johnson traded to Montreal for a 4th round choice (Vladimir Ruzicka) in 2007.
 July 17 Don MacLean signed as a free agent.
 July 19 Bryan Helmer signed as a free agent.
 July 20 Travis Roche signed as a free agent.
 July 21 Mike Zigomanis signed as a free agent.
 Aug. 16 Owen Nolan signed as a free agent.
 Oct. 29 Yanic Perreault signed as a free agent.
 Oct. 31 Joel Perrault claimed on waivers by St. Louis.
 Nov. 28 Mikael Tellqvist acquired from Toronto for Tyson Nash and 4th round draft choice in 2007.
 Dec. 19 Joel Perrault claimed on waivers from St. Louis.

2007

Jan. 3 Alexei Kaigodorov acquired from Ottawa for Mike Comrie.
 Jan. 8 Kevyn Adams acquired from Carolina for Dennis Seidenberg.
 Feb. 12 Mathias Tjarnqvist and 1st round draft choice (Riley Nash) in 2007 acquired from Dallas for Ladislav Nagy.
 Feb. 27 Brendan Bell and 2nd round draft choice in 2008 from Toronto for Yanic Perreault and 5th round draft choice in 2008.
 Feb. 27 Oleg Saprykin and 7th round draft choice (Torrie Jung) in 2007 traded to Ottawa for 2nd round draft choice in 2008.

Feb. 27 Niko Kapanen claimed off waivers from Atlanta.
 Feb. 27 Daniel Carcillo and 3rd round draft choice in 2008 acquired from Pittsburgh for Georges Laraque.
 Mar. 15 Alex Leavitt signed as a free agent.
 July 9 Mike York signed as a free agent.
 July 9 Joey Tenute signed as a free agent.
 July 9 John DiSalvatore signed as a free agent.
 July 13 Tomas Surovy signed as a free agent.
 July 19 David Aebischer signed as a free agent.
 July 19 Craig Weller signed as a free agent.
 July 19 David Schlemko signed as a free agent.
 July 20 Matt Murley signed as a free agent.
 July 23 Ryan Caldwell signed as a free agent.
 Aug. 9 Joel Perrault signed to a one-year contract.
 Aug. 11 Radim Vrbata acquired from Chicago for Kevyn Adams.
 Aug. 13 Alex Auld signed as a free agent.
 Aug. 29 Keith Ballard signed to a two-year contract.
 Oct. 8 Freddy Meyer claimed off waivers from NY Islanders.
 Nov. 10 Freddy Meyer claimed off waivers by NY Islanders
 Nov. 17 Ilya Bryzgalov claimed off waivers from Anaheim.
 Nov. 23 David Aebischer loaned to HC Lugano (Swiss National League A).
 Dec. 6 Nate DiCasmirro and a 5th round pick in the 2009 NHL Entry Draft acquired from Boston in exchange for Alex Auld.

2008

Jan. 23 Ilya Bryzgalov signed to a three-year contract.
 Feb. 8 Pete Vandermeer signed as a free agent.
 Feb. 26 Marcel Hossa and Al Montoya acquired from NY Rangers in exchange for Fredrik Sjostrom, David LeNeveu, Josh Gratton and a conditional draft pick.
 Mar. 31 Kyle Turris signed to entry-level contract.
 Apr. 2 Nick Ross signed to entry-level contract.
 Apr. 13 Chad Kolarik signed to entry-level contract.
 Apr. 14 Kevin Porter signed to entry-level contract.
 Apr. 28 Brett MacLean signed to entry-level contract.
 May 20 Jonas Ahnelov signed to entry-level contract.
 June 20 Olli Jokinen acquired from Florida in exchange for Keith Ballard, Nick Boynton and 2nd round draft choice in 2008 .
 June 25 Brian McGrattan acquired from Ottawa in exchange for a 5th round pick in 2009.
 July 1 Kurt Sauer signed as a free agent.
 July 1 Todd Fedoruk signed as a free agent
 July 1 Mikkel Boedker signed to entry-level contract.
 July 1 Viktor Tikhonov signed to entry-level contract.
 July 2 Drew Fata signed as a free agent.
 July 2 Derek Nesbitt signed as a free agent.
 July 2 David Spina signed as a free agent.
 July 2 Al Montoya signed to a two-year contract.
 July 3 David Hale signed as a free agent.
 July 3 Matt Jones signed a two-year contract.
 July 3 Francis Lessard signed as a free agent.
 July 3 Brian McGrattan signed a one-year contract.
 July 15 Jeff Hoggan signed as a free agent.
 July 15 Ryan Lannon signed as a free agent.
 July 18 Garth Murray signed as a free agent.
 July 22 Daniel Carcillo signed to a two-year contract.
 Aug. 14 Joel Perrault signed to a two-year contract.
 Sept. 12 Sean Zimmerman acquired from New Jersey in exchange for Kevin Cormier
 Oct. 9 Mike Zigomanis traded to Pittsburgh in exchange for future considerations



- Oct. 28 Ken Klee claimed off waivers from Anaheim
 Nov. 3 Alexander Nikulin acquired from Ottawa in exchange for Drew Fata
 Nov. 25 Wyatt Smith acquired from Tampa Bay in exchange for future considerations
 Dec. 3 Joakim Lindstrom acquired from Anaheim in exchange for Logan Stephenson

2009

- Mar. 4 Mikael Tellqvist traded to Buffalo in exchange for a 4th round draft choice in 2010
 Mar. 4 Matthew Lombardi, Brandon Prust and a conditional 1st round draft choice acquired from Calgary in exchange for Olli Jokinen and a 3rd round draft choice in 2009
 Mar. 4 Scottie Upshall and a 2nd round draft choice in 2011 acquired from Philadelphia in exchange for Daniel Carcillo
 Mar. 4 Nigel Dawes, Dmitri Kalinin and Petr Prucha acquired from NY Rangers in exchange for Derek Morris
 Mar. 20 Jeff May signed as a free agent; assigned to San Antonio (AHL)
 Apr. 13 Justin Bernhardt signed to entry-level contract
 June 19 Stefan Meyer acquired from Florida in exchange for the rights to Steven Reinprecht
 June 19 Petr Prucha signed to a two-year contract
 June 27 Jim Vandermeer acquired from Calgary in exchange for Brandon Prust
 June 27 Sami Lepisto acquired from Washington in exchange for a 5th round draft choice in 2010
 June 27 Shaun Heshka acquired from Vancouver in exchange for a seventh round draft choice in 2009
 July 1 Vernon Fiddler signed as a free agent
 July 1 Jason LaBarbera signed as a free agent
 July 2 Adrian Aucoin signed as a free agent
 July 13 Lauri Korpikoski acquired from NY Rangers in exchange for Enver Lisin
 July 16 Keith Yandle signed to a two-year contract
 July 21 Radim Vrbata acquired from Tampa Bay in exchange for Todd Fedoruk and David Hale
 July 28 Scottie Upshall signed to a one-year contract
 Sept. 2 Taylor Pyatt signed as a free agent
 Sept. 28 Ryan Hollweg signed as a free agent
 Sept. 28 Matt Watkins signed to entry level contract
 Sept. 29 Robert Lang signed as a free agent
 Sept. 30 Paul Bissonnette claimed off waivers from Pittsburgh
 Oct. 1 Colin Long signed to entry level contract
 Nov. 28 Viktor Tikhonov loaned to Cherepovets (KHL - Russia)
 Dec. 9 Michael Stone signed to entry level contract
 Dec. 21 Anders Eriksson signed to contract

2010

- Mar. 3 Wojtek Wolski acquired from Colorado for Peter Mueller and Kevin Porter
 Mar. 3 Derek Morris acquired from Boston for a conditional draft choice in the 2011 Entry Draft
 Mar. 3 Lee Stempniak acquired from Toronto for Matt Jones and a 4th and 7th round choice in the 2010 Entry Draft
 Mar. 3 Mathieu Schneider acquired from Vancouver for Sean Zimmerman and a conditional draft choice in the 2010 Entry Draft
 Mar. 3 Petteri Nokelainen acquired from Anaheim for 6th round draft choice in the 2011 Entry Draft
 Mar. 3 Alexandre Picard acquired from Columbus for Chad Kolarik
 Mar. 3 Miika Wiikman and a 7th round choice in the 2011 Entry Draft acquired from NY Rangers for Anders Eriksson

- Mar. 13 Viktor Tikhonov recalled from Cherepovets (KHL)
 Mar. 31 Chris Summers signed to an entry level contract
 Apr. 2 Mathieu Brodeur signed to an entry level contract
 May 3 Maxim Goncharov signed to entry level contract
 May 13 Acquired a 5th round draft choice in the 2010 Entry Draft from Carolina for the rights to prospect Jared Staal
 May 24 Oliver Ekman-Larsson signed to entry level contract
 June 9 Scottie Upshall signed to a one-year contract
 June 10 David Schlemko signed to a one-year contract
 June 10 Ryan Hollweg signed to a one-year contract
 June 17 Adrian Aucoin signed to a two-year contract
 June 21 Taylor Pyatt signed to a two-year contract
 June 28 Wojtek Wolski signed to a two-year contract
 June 28 Daniel Winnik traded to Colorado for 4th round choice in the 2012 Entry Draft
 June 29 Sami Lepisto signed to one-year contract
 June 30 Patrick O'Sullivan acquired from Edmonton for Jim Vandermeer; O'Sullivan's contract bought out
 July 1 Ray Whitney signed as a free agent
 July 1 Derek Morris signed to a four-year contract
 July 1 Petteri Nokelainen's contract is bought out
 July 2 Andrew Ebbett signed as a free agent
 Sept. Eric Belanger signed as a free agent
 Sept. Lee Stempniak signed to a two-year contract
 Oct. 8 Brandon Gormley signed to an entry-level contract
 Dec. 16 Tom Fenton signed to an emergency contract

2011

- Jan. 10 Acquired Michal Rozsival from the New York Rangers in exchange for Wojtek Wolski
 Feb. 9 Acquired a 6th round draft choice in the 2011 Entry Draft from the New York Islanders in exchange for Al Montoya
 Feb. 28 Acquired Rostislav Klesla and Dane Byers from the Columbus Blue Jackets in exchange for Scottie Upshall and Sami Lepisto
 Apr. 2 Andy Miele (Miami, OH) signed to an entry-level contract
 Apr. 6 Mark Visentin signed to an entry-level contract
 Apr. 22 Brett Hextall signed to an entry-level contract
 May 8 Acquired Ethan Werek from the New York Rangers in exchange for Oscar Lindberg
 May 19 Ethan Werek signed to an entry-level contract
 May 20 Petteri Nokelainen signed to a one-year contract
 June 1 Jordan Szwarz signed to an entry-level contract
 June 1 Louis Domingue signed to an entry-level contract
 June 2 Justin Weller signed to an entry-level contract
 June 6 Jason LaBarbera signed to a two-year contract
 June 7 Acquired Matt Clackson, a 3rd round draft choice in the 2012 Entry Draft and future considerations from the Philadelphia Flyers in exchange for the negotiating rights to Ilya Bryzgalov
 July 1 Mike Smith signed as a free agent
 July 1 Raffi Torres signed as a free agent
 July 1 Boyd Gordon signed as a free agent
 July 1 Radim Vrbata re-signed to a three-year contract
 July 2 Alex Bolduc signed as a free agent
 July 4 Curtis McElhinney signed as a free agent
 July 4 Tyler Eckford signed as a free agent
 July 5 Keith Yandle re-signed to a five-year contract
 July 6 Dean Arsene signed as a free agent
 July 6 Nathan Oystriick signed as a free agent
 July 6 Matt Watkins re-signed to a one-year contract
 July 19 Kyle Chipchura signed as a free agent



July 19 Marc-Antoine Pouliot signed to a one-year contract
 July 19 Mathieu Beaudoin signed to a one-year contract
 July 19 Brett MacLean signed to a one-year contract
 July 20 Lauri Korpikoski re-signed to a two-year contract
 July 27 Justin Pogge signed to a one-year contract
 July 28 Connor Murphy signed to an entry-level contract
 Aug. 4 Patrick O'Sullivan signed to a one-year contract
 Aug. 10 Viktor Tikhonov signed to a one-year contract
 Aug. 18 Mikkel Boedker re-signed to a two-year contract
 Aug. 29 Acquired Daymond Langkow from the Calgary Flames in exchange for Lee Stepienak
 Sept. 8 Marc Cheverie acquired from the Florida Panthers in exchange for Justin Bernhardt
 Oct. 5 Paul Bissonnette signed to a two-year contract extension
 Oct. 6 Martin Hanzal signed to a five-year contract extension
 Oct. 23 Brock Trotter and a 7th round choice in the 2012 Entry Draft acquired from the Montreal Canadiens in exchange for Petteri Nokelainen and Garrett Stafford
 Oct. 28 Cal O'Reilly acquired from the Nashville Predators in exchange for a 4th round selection in the 2012 Entry Draft
 Nov. 22 Kyle Turris re-signed to a multi-year contract
 Dec. 17 David Rundblad and a 2nd round selection in the 2012 Entry Draft acquired from the Ottawa Senators in exchange for Kyle Turris

2012

Jan. 2 Raffi Torres suspended two games
 Jan. 10 Gilbert Brule claimed off re-entry waivers from the Edmonton Oilers
 Jan. 12 Cal O'Reilly placed on waivers
 Feb. 1 Cal O'Reilly claimed on re-entry waivers by the Pittsburgh Penguins
 Feb. 22 Antoine Vermette acquired from the Columbus Blue Jackets in exchange for a 2nd round selection (previously acquired from OTT) in the 2012 Entry Draft, a 5th round selection the 2013 Entry Draft and goaltender Curtis McElhinney
 Mar. 2 Brendan Shinnimin signed to a three-year entry level contract
 Mar. 21 Shane Doan suspended three games
 Mar. 23 Scott Arnold signed to a two-year entry level contract
 Mar. 29 Chris Brown signed to a three-year entry level contract
 Mar. 29 Mike Lee signed to a three-year entry level contract
 Apr. 21 Raffi Torres suspended 25 games
 Apr. 30 Mark Louis signed to a one-year contract
 May 29 Phil Lane signed to a three-year entry level contract
 June 22 Zbynek Michalek acquired from the Pittsburgh Penguins in exchange for defenseman Harrison Ruopp, goaltender Marc Cheverie and the 81st selection in the 2012 Entry Draft
 June 29 Andy Miele re-signed to a one-year contract
 July 1 Dave Moss signed to a two-year contract
 July 1 Chad Johnson signed to a one-year contract
 July 2 Alexandre Bolduc re-signed to a one-year contract
 July 2 Chris Conner signed to a one-year contract
 July 2 Raffi Torres' suspension reduced to 21 games
 July 3 Rob Klinkhammer signed to a one-year contract
 July 4 Steve Sullivan signed to a one-year contract
 July 6 Kyle Chipchura re-signed to a one-year contract
 July 11 Joel Rechlicz signed to a one-year contract
 July 12 Nick Johnson signed to a one-year contract
 July 18 Chris Summers re-signed to a one-year contract
 Sept. 14 Shane Doan re-signed to a four-year contract

2013

Jan. 16 Matthew Lombardi acquired from the Toronto Maple Leafs in exchange for the 4th round draft choice in the 2014 NHL Entry Draft
 Feb. 25 David Schlemko re-signed to a two-year contract
 Mar. 6 Mathieu Brisebois signed to a three-year entry level contract

Mar. 8 Darian Dziurzynski signed to a two-year entry level contract
 Mar. 11 Henrik Samuelsson signed to a three-year entry level contract
 Mar. 15 Oliver Ekman-Larsson signed to a six-year contract
 Mar. 29 Tobias Rieder acquired from the Edmonton Oilers in exchange for Kale Kessy
 Apr. 3 Acquired a 3rd round draft choice in the 2013 NHL Entry Draft from the San Jose Sharks in exchange for Raffi Torres
 Apr. 3 Brandon McMillan acquired from the Anaheim Ducks in exchange for Matthew Lombardi
 Apr. 3 Acquired a 7th round draft choice in the 2014 NHL Entry Draft from the New Jersey Devils in exchange for Steve Sullivan
 Apr. 15 Tobias Rieder signed to a three-year entry level contract
 May 16 Rob Klinkhammer re-signed to a two-year contract
 May 29 James Melindy signed to a three-year entry level contract
 July 1 Mike Smith re-signed to a six-year contract
 July 5 Mike Ribeiro signed to a four-year contract
 Lauri Korpikoski re-signed to a four-year contract
 Thomas Greiss signed to a one-year contract
 Michael Stone re-signed to a three-year contract
 Chris Summers re-signed to a one-year contract
 Kyle Chipchura re-signed to a three-year contract
 Andy Miele re-signed to a one-year contract
 July 8 Tim Kennedy signed to a one-year contract
 July 22 David Rundblad signed to a two-year contract
 July 25 Signed Brandon McMillan to a one-year contract
 July 30 Signed Mark Louis to a two-year two-way contract
 Aug. 1 Signed Mathieu Brodeur to a one-year two-way contract
 Sept. 6 Signed Brett Hextall to a one-year two-way contract
 Sept. 7 Re-signed Mikkel Boedker to a two-year contract
 Oct. 13 Signed Jeff Halpern to a one-year contract
 Nov. 4 Signed Tyler Gaudet to a three-year entry-level contract
 Nov. 29 Signed Gilbert Brule to a one-year contract

2014

Mar. 4 Traded David Rundblad and Mathieu Brisebois to Chicago in exchange for a 2nd round pick in the 2014 Entry Draft
 Mar. 4 Acquired Martin Erat and John Mitchell from Washington in exchange for Rostislav Klesla, Chris Brown and a 4th round pick in the 2015 Entry Draft
 Mar. 19 Signed Greg Carey to a one-year entry-level contract
 Apr. 7 Signed Justin Hache to a three-year entry-level contract
 Apr. 12 Signed Dan O'Donoghue to a two-year entry-level contract
 May 8 Signed Marek Langhamer to a three-year entry-level contract
 May 12 Signed Chris Summers to a two-year contract
 June 27 Initiated a buyout of the three remaining years of Mike Ribeiro's contract
 June 29 Acquired Sam Gagner and B.J. Crombeen from Tampa Bay in exchange for a sixth round draft choice in the 2015 NHL Entry Draft
 July 1 Signed Devan Dubnyk to a one-year contract
 Signed Joe Vitale to a three-year contract
 Signed Alexandre Bolduc, Justin Hodgman, Andrew Campbell, Dylan Reese and Mike McKenna to one-year two-way contracts
 July 11 Signed Dave Moss to a one-year contract
 July 15 Signed Brandon McMillan to a one-year two-way contract
 Signed Jordan Szwarz to a two-year two-way contract
 July 18 Signed Brendan Perlini to a three-year entry-level contract



GENERAL MANAGERS

YEAR	NAME	GAMES	RECORD	PTS
1979-80	John Ferguson	80	20-49-11	51
1980-81	John Ferguson	80	9-57-14	32
1981-82	John Ferguson	80	33-33-14	80
1982-83	John Ferguson	80	33-39-8	74
1983-84	John Ferguson	80	31-38-11	73
1984-85	John Ferguson	80	43-27-10	96
1985-86	John Ferguson	80	26-47-7	59
1986-87	John Ferguson	80	40-32-8	88
1987-88	John Ferguson	80	33-36-11	77
1988-89	John Ferguson	22	10-8-4	24
	Mike Smith	58	16-34-8	40
1989-90	Mike Smith	80	37-32-11	85
1990-91	Mike Smith	80	26-43-11	63
1991-92	Mike Smith	80	33-32-15	81
1992-93	Mike Smith	84	40-37-7	87
1993-94	Mike Smith	48	17-26-5	39
	John Paddock	36	7-25-4	18
1994-95	John Paddock	48	16-25-7	39
1995-96	John Paddock	82	36-40-6	78
1996-97	John Paddock	29	10-15-4	24
	Bobby Smith	53	28-22-3	59
1997-98	Bobby Smith	82	35-35-12	82
1998-99	Bobby Smith	82	39-31-12	90
*1999-00	Bobby Smith	82	39-31-8-4	90
2000-01	Bobby Smith	58	27-17-12-2	68
	Cliff Fletcher	24	8-10-5-1	22
2001-02	Michael Barnett	82	40-27-9-6	95
2002-03	Michael Barnett	82	31-35-11-5	78
2003-04	Michael Barnett	82	22-36-18-6	68
2005-06	Michael Barnett	82	38-39-5	81
2006-07	Michael Barnett	82	31-46-5	67
2007-08	Don Maloney	82	38-37-7	83
2008-09	Don Maloney	82	36-39-7	79
2009-10	Don Maloney	82	50-25-7	107
2010-11	Don Maloney	82	43-26-13	99
2011-12	Don Maloney	82	42-27-13	97
2012-13	Don Maloney	48	21-18-9	51
2013-14	Don Maloney	82	37-30-15	89

*Records for '99-00 are "adjusted" to reflect overtime losses instead of regulation ties.

HEAD COACHES

YEAR	NAME	GAMES	RECORD	PTS
1979-80	Tom McVie	77	19-47-11	49
	Bill Sutherland	3	1-2-0	2
1980-81	Tom McVie	28	1-20-7	9
	Bill Sutherland	29	6-20-3	15
	Mike Smith	23	2-17-4	8
1981-82	Tom Watt	80	33-33-14	80
1982-83	Tom Watt	80	33-39-8	74
1983-84	Tom Watt	21	6-13-2	14
	Barry Long	59	25-25-9	59
1984-85	Barry Long	80	43-27-10	96
1985-86	Barry Long	66	19-41-6	44
	John Ferguson	14	7-6-1	15
1986-87	Dan Maloney	80	40-32-8	88
1987-88	Dan Maloney	80	33-36-11	77
1988-89	Dan Maloney	52	18-25-9	45
	Rick Bowness	28	8-17-3	19
1989-90	Bob Murdoch	80	37-32-11	85
1990-91	Bob Murdoch	80	26-43-11	63
1991-92	John Paddock	80	33-32-15	81
1992-93	John Paddock	84	40-37-7	87
1993-94	John Paddock	84	24-51-9	57
1994-95	John Paddock	33	9-18-6	24
	Terry Simpson	15	7-7-1	15
1995-96	Terry Simpson	82	36-40-6	78
1996-97	Don Hay	82	38-37-7	83
1997-98	Jim Schoenfeld	82	35-35-12	82
1998-99	Jim Schoenfeld	82	39-31-12	90
*1999-00	Bob Francis	82	39-31-8-4	90
2000-01	Bob Francis	82	35-27-17-3	90
2001-02	Bob Francis	82	40-27-9-6	95
2002-03	Bob Francis	82	31-35-11-5	78
2003-04	Bob Francis	62	20-24-15-3	58
	Rick Bowness	20	2-12-3-3	10
2005-06	Wayne Gretzky	82	38-39-5	81
2006-07	Wayne Gretzky	82	31-46-5	67
2007-08	Wayne Gretzky	82	38-37-7	83
2008-09	Wayne Gretzky	82	36-39-7	79
2009-10	Dave Tippett	82	50-25-7	107
2010-11	Dave Tippett	82	43-26-13	99
2011-12	Dave Tippett	82	42-27-13	97
2012-13	Dave Tippett	48	21-18-9	51
2013-14	Dave Tippett	82	37-30-15	89

*Records for '99-00 are "adjusted" to reflect overtime losses instead of regulation ties.

GENERAL MANAGER FRANCHISE TOTALS

NAME	GAMES	RECORD	PTS	PT%
John Ferguson	742	278-366-98	654	.441
Don Maloney	540	267-202-71	605	.560
Mike Smith	430	169-204-57	395	.459
Michael Barnett	410	162-183-38-27	389	.474
Bobby Smith	357	168-136-47-6	389	.545
John Paddock	195	69-105-21	159	.408
Cliff Fletcher	24	8-10-5-1	22	.458

HEAD COACH FRANCHISE TOTALS

NAME	GAMES	RECORD	PTS	PT%
Bob Francis	390	165-144-60-21	411	.527
Dave Tippett	376	193-126-57	443	.589
Wayne Gretzky	328	143-161-24	310	.473
John Paddock	281	106-138-37	249	.443
Dan Maloney	212	91-93-28	210	.495
Barry Long	205	87-93-25	199	.485
Tom Watt	181	72-85-24	168	.464
Jim Schoenfeld	164	74-66-24	172	.524
Bob Murdoch	160	63-75-22	148	.463
Tom McVie	105	20-67-18	58	.276
Terry Simpson	97	43-47-7	93	.479
Don Hay	82	38-37-7	83	.506
Rick Bowness	48	10-29-6-3	29	.302
Bill Sutherland	32	7-22-3	17	.266
Mike Smith	23	2-17-4	8	.174
John Ferguson	14	7-6-1	15	.536



ASSISTANT COACHES

YEAR	NAME
1979-80	Bill Sutherland
1980-81	Bill Sutherland
1981-82	Bill Sutherland
1982-83	Bill Sutherland
1983-84	Bill Sutherland, Barry Long, Rick Bowness
1984-85	Bill Sutherland, Rick Bowness
1985-86	Bill Sutherland, Rick Bowness
1986-87	Bill Sutherland, Rick Bowness
1987-88	Bill Sutherland, Rick St. Croix, Bruce Southern
1988-89	Bill Sutherland, Rick St. Croix, Bruce Southern
1989-90	Alpo Suhonen, Clare Drake
1990-91	Clare Drake, Terry Simpson
1991-92	Terry Simpson, Glen Williamson, *Dave Prior
1992-93	Terry Simpson, Glen Williamson, Alpo Suhonen
1993-94	Andy Murray, Zinetula Bilyaletdinov, *Pete Peeters
1994-95	Andy Murray, Terry Simpson, Zinetula Bilyaletdinov, *Pete Peeters
1995-96	Perry Pearn, Randy Carlyle, *Pete Peeters
1996-97	Zinetula Bilyaletdinov, Paul MacLean, *Pete Peeters
1997-98	John Tortorella, Gordie Roberts, *Benoit Allaire
1998-99	John Tortorella, Gordie Roberts, *Benoit Allaire
1999-00	Rick Bowness, Wayne Fleming, *Benoit Allaire
2000-01	Rick Bowness, Pat Conacher, *Benoit Allaire
2001-02	Rick Bowness, Pat Conacher, *Benoit Allaire
2002-03	Rick Bowness, Pat Conacher, *Benoit Allaire
2003-04	Rick Bowness, Pat Conacher, Tom Kurvers, *Benoit Allaire
2005-06	Rick Tocchet, Barry Smith, Rick Bowness, *Grant Fuhr
2006-07	Barry Smith, Ulf Samuelsson, *Grant Fuhr
2007-08	Ulf Samuelsson, Rick Tocchet, *Grant Fuhr
2008-09	Ulf Samuelsson, Doug Sulliman, *Grant Fuhr
2009-10	Ulf Samuelsson, Dave King, Doug Sulliman, *Sean Burke
2010-11	Ulf Samuelsson, Dave King, Doug Sulliman, *Sean Burke
2011-12	Jim Playfair, John Anderson, *Sean Burke
2012-13	Jim Playfair, John Anderson, *Sean Burke
2013-14	Jim Playfair, Newell Brown, *Sean Burke

* = Goaltending coach

CAPTAINS

YEAR	NAME
1979-80	Lars Erik Sjoberg
1980-81	Morris Lukowich
	Scott Campbell (14 games)
1981-82	Dave Christian
	Barry Long (5 games)
1982-83	Dave Christian
	Lucien DeBlois (22 games)
1983-84	Lucien DeBlois
1984-85	Dale Hawerchuk
1985-86	Dale Hawerchuk
1986-87	Dale Hawerchuk
1987-88	Dale Hawerchuk
1988-89	Dale Hawerchuk
1989-90	Thomas Steen, Dale Hawerchuk & Randy Carlyle (Co captains)
1990-91	Thomas Steen & Randy Carlyle (Co captains)
1991-92	Troy Murray
1992-93	Troy Murray
	Dean Kennedy
1993-94	Dean Kennedy
	Keith Tkachuk
1994-95	Keith Tkachuk
1995-96	Kris King
1996-97	Keith Tkachuk
1997-98	Keith Tkachuk
1998-99	Keith Tkachuk
1999-00	Keith Tkachuk
2000-01	Keith Tkachuk (64 games)
2001-02	Teppo Numminen
2002-03	Teppo Numminen
2003-04	Shane Doan
2005-06	Shane Doan
2006-07	Shane Doan
2007-08	Shane Doan
2008-09	Shane Doan
2009-10	Shane Doan
2010-11	Shane Doan
	Ed Jovanovski (5 games)
2011-12	Shane Doan
2012-13	Shane Doan
2013-14	Shane Doan

HOME ATTENDANCE

SEASON	GAMES	TOTAL	AVERAGE	SEASON	GAMES	TOTAL	AVERAGE
1979-80	40	527,722	13,193	1996-97	41	639,087	15,587
1980-81	40	523,975	13,099	1997-98	41	631,621	15,405
1981-82	40	528,634	13,216	1998-99	41	637,467	15,548
1982-83	40	511,644	12,791	1999-00	41	614,644	14,991
1983-84	40	482,167	12,054	2000-01	41	583,194	14,224
1984-85	40	510,633	12,766	2001-02	41	539,770	13,165
1985-86	40	547,778	13,694	2002-03	41	542,404	13,229
1986-87	40	543,703	13,593	2003-04	41	634,152	15,467
1987-88	40	507,066	12,677	2005-06	41	638,871	15,582
1988-89	40	512,635	12,816	2006-07	41	614,519	14,988
1989-90	40	524,016	13,100	2007-08	41	607,538	14,818
1990-91	40	517,246	12,931	2008-09	41	609,507	14,866
1991-92	40	519,625	12,991	2009-10	41	491,558	11,989
1992-93	41	555,809	13,556	2010-11	40	487,543	12,189
1993-94	41	545,198	13,298	2011-12	41	509,241	12,421
1994-95	24	311,822	12,993	2012-13	24	334,165	13,923
1995-96	41	463,961	11,316	2013-14	41	578,825	13,461
TOTALS				1346		18,327,740	13,616

1979-1996 - Winnipeg 1996-Present - Phoenix



YEAR	POSITION	PLAYER
1980	Left Wing	Morris Lukowich
1981	Left Wing	Morris Lukowich
1982	Center	Dale Hawerchuk
1983	Defenseman	Dave Babych
1984	Defenseman	Dave Babych
1985	Defenseman	Randy Carlyle
	Center	Dale Hawerchuk
	Right Wing	Paul MacLean
1986	Center	Dale Hawerchuk
1987	Center	Dale Hawerchuk
1988	Center	Dale Hawerchuk
1989	Defenseman	Dave Ellett
1990	Center	Thomas Steen (represented by LW Doug Smail)
1991	Defenseman	Phil Housley
1992	Defenseman	Phil Housley
1993	Defenseman	Randy Carlyle
	Defenseman	Phil Housley
	Right Wing	Teemu Selanne
1994	Right Wing	Teemu Selanne
1996	Right Wing	Teemu Selanne
1997	Defenseman	Oleg Tverdovsky
	Left Wing	Keith Tkachuk
1998	Left Wing	Keith Tkachuk (North America)
	Goaltender	Nikolai Khabibulin (World)

YEAR	POSITION	PLAYER
1999	Center	Jeremy Roenick (North America)
	Left Wing	Keith Tkachuk (North America)
	Goaltender	Nikolai Khabibulin (World)
	Defenseman	Teppo Numminen (World)
	Coach	Jim Schoenfeld (North America)
2000	Center	Jeremy Roenick (North America)
	Defenseman	Teppo Numminen (World)
2001	Goaltender	Sean Burke (North America)
	Defenseman	Teppo Numminen (World)
2002	Goaltender	Sean Burke (North America)
2003	No Representatives	
2004	Right Wing	Shane Doan
2007	Center	Yanic Perreault
	Defenseman	Ed Jovanovski
2008	Defenseman	Ed Jovanovski
2009	Left Wing	Shane Doan
2011	Defenseman	Keith Yandle
2012	Defenseman	Keith Yandle
1987	<i>Rendez-Vous '87 replaces NHL All-Star Game</i>	
1995	<i>No NHL All-Star Game due to shortened season</i>	
1998	<i>NHL All-Star Game format changes to North America vs. the World</i>	
2003	<i>NHL All-Star Game format changes to Eastern Conference vs. Western Conference</i>	
2005	<i>No NHL All-Star Game due to cancelled 2004-05 season</i>	
2006	<i>No NHL All-Star Game due to 2006 Olympic Winter Games</i>	
2010	<i>No NHL All-Star Game due to 2010 Olympic Winter Games</i>	
2013	<i>No NHL All-Star Game due to shortened season</i>	
2014	<i>No NHL All-Star Game due to 2014 Olympic Winter Games</i>	

YOUNG STARS / ALL STARS / ALL ROOKIE TEAM

YOUNG STARS GAME

YEAR	POSITION	PLAYER
2002	Center	Krystofer Kolanos (represented by D Paul Mara)
2003	Defenseman	Ossi Vaananen
	Right Wing	Branko Radivojevic
2004	No Representatives	
2007	No Representatives	
2008	Center	Peter Mueller
2009	Right Wing	Mikkel Boedker
2011	Defenseman	Oliver Ekman-Larsson

*NHL Young Stars Game began in the 2001-02 season

2005	<i>No NHL Young Stars Game due to cancelled 2004-05 season</i>
2006	<i>No NHL Young Stars Game due to 2006 Olympic Winter Games</i>
2010	<i>No NHL Young Stars Game due to 2010 Olympic Winter Games</i>
2013	<i>No NHL Young Stars Game due to shortened season</i>
2014	<i>No NHL Young Stars Game due to 2014 Olympic Winter Games</i>

ALL STAR TEAMS (POSTSEASON)

YEAR	POS.	PLAYER	TEAM
1984-85	C	Dale Hawerchuk	Second Team
1991-92	D	Phil Housley	Second Team
1992-93	RW	Teemu Selanne	First Team
1994-95	C	Alexei Zhamnov	Second Team
	LW	Keith Tkachuk	Second Team
2009-10	G	Ilya Bryzgalov	Second Team
2011-12	LW	Ray Whitney	Second Team

ALL ROOKIE TEAMS

YEAR	POS.	PLAYER
1987-88	LW	Iain Duncan
1989-90	G	Bob Essensa
1992-93	RW	Teemu Selanne
1993-94	D	Boris Mironov

*NHL All-Rookie Teams began in the 1982-83 season



HART TROPHY

YEAR	POS.	PLAYER	WINNER
1985	C	Dale Hawerchuk	Runner-Up



VEZINA TROPHY

YEAR	POS.	PLAYER	WINNER
2010	G	Ilya Bryzgalov	Runner-Up



CALDER TROPHY

YEAR	POS.	PLAYER	WINNER
1982	C	Dale Hawerchuk	Winner
1993	RW	Teemu Selanne	Winner



KING CLANCY TROPHY

YEAR	POS.	PLAYER	WINNER
1996	LW	Kris King	Winner
2010	RW	Shane Doan	Winner



LESTER PATRICK TROPHY

YEAR	POS.	PLAYER	WINNER
1995	LW	Brian Mullen	Winner



JACK ADAMS AWARD

YEAR	COACH	WINNER
1982	Tom Watt	Winner
1985	Barry Long	Runner-Up
1990	Bob Murdoch	Winner
2002	Bob Francis	Winner
2010	Dave Tippett	Winner



LESTER B. PEARSON AWARD

YEAR	POS.	PLAYER	WINNER
2002	G	Sean Burke	Finalist



MARK MESSIER LEADERSHIP AWARD

YEAR	POS.	PLAYER	WINNER
2010	RW	Shane Doan	Finalist
2011	RW	Shane Doan	Finalist
2012	RW	Shane Doan	Winner

GENERAL MANAGER OF THE YEAR AWARD

YEAR	EXECUTIVE	WINNER
2010	Don Maloney	Winner

NHL PLAYER OF THE WEEK

YEAR	WEEK OF	POS.	WINNER
1980-81	Feb. 16	C	Dave Christian
1981-82	Mar. 8	G	Doug Soetaert
	Mar. 22	G	Ed Staniowski
1984-85	Mar. 18	G	Brian Hayward
1986-87	Nov. 16	G	Eldon Reddick
	Mar. 1	C	Dale Hawerchuk
1987-88	Feb. 7	C	Dale Hawerchuk
1988-89	Nov. 20	G	Alain Chevrier
1989-90	Jan. 1	G	Bob Essensa
1990-91	Nov. 4	G	Bob Essensa
	Feb. 3	C	Thomas Steen
1991-92	Nov. 17	G	Bob Essensa
	Feb. 2	G	Bob Essensa
1992-93	Mar. 1	C	Thomas Steen
1993-94	Oct. 25	RW	Teemu Selanne
	Dec. 6	LW	Keith Tkachuk
1995-96	Apr. 1	LW	Keith Tkachuk
1996-97	Mar. 10	G	Nikolai Khabibulin
	Apr. 7	LW	Keith Tkachuk
1997-98	Dec. 15	RW	Mike Gartner
1998-99	Nov. 9-15	G	Jimmy Waite
1999-00	Nov. 22-28	C	Jeremy Roenick
2002-03	Dec. 30-Jan. 5	G	Sean Burke
2003-04	Dec. 29-Jan. 4	G	Brian Boucher
2003-04	Jan. 5-Jan. 11	G	Brian Boucher
2005-06	Mar. 27-Apr. 2	C	Steven Reinprecht
2009-10	Oct. 12-Oct. 18	G	Ilya Bryzgalov
2009-10	Jan. 25-Jan. 31	LW	Shane Doan
2011-12	Feb. 6-12	G	Mike Smith
2011-12	Apr. 2-8	G	Mike Smith

*NHL Player of the Week began in the 1980-81 season

NHL PLAYER OF THE MONTH

YEAR	MONTH	POS	WINNER
1984-85	Mar./Apr.	G	Brian Hayward
1992-93	January	RW	Teemu Selanne
1999-00	October	G	Mikhail Shtalenkov
2000-01	October	G	Sean Burke
2001-02	March	G	Sean Burke
2009-10	March	RW	Lee Stempniak
2011-12	February	G	Mike Smith

*NHL Player of the Month began in the 1980-81 season

NHL ROOKIE OF THE MONTH

YEAR	MONTH	POS	WINNER
1986-87	January	G	Daniel Berthiaume
1992-93	October	RW	Teemu Selanne
	January	RW	Teemu Selanne
	Mar./Apr.	RW	Teemu Selanne
1999-00	January	C	Trevor Letowski
2001-02	November	C	Krystofer Kolanos
2007-08	January	C	Peter Mueller

*NHL Rookie of the Month began in the 1983-84 season



TEAM MVP

YEAR	POS.	PLAYER
1996-97	LW	Keith Tkachuk
1997-98	LW	Keith Tkachuk
1998-99	G	Nikolai Khabibulin
1999-00	C	Jeremy Roenick
2000-01	G	Sean Burke
2001-02	G	Sean Burke
2002-03	RW	Mike Johnson
2003-04	RW	Shane Doan
2005-06	G	Curtis Joseph
2006-07	RW	Shane Doan
2007-08	RW	Shane Doan
2008-09	RW	Shane Doan
2009-10	G	Ilya Bryzgalov
2010-11	G	Ilya Bryzgalov
2011-12	G	Mike Smith
2012-13	D	Oliver Ekman-Larsson
2013-14	C	Antoine Vermette

LEADING SCORER

YEAR	POS.	PLAYER
1996-97	LW	Keith Tkachuk
1997-98	LW	Keith Tkachuk
1998-99	C	Jeremy Roenick
1999-00	C	Jeremy Roenick
2000-01	C	Jeremy Roenick
2001-02	C	Daymond Langkow
2002-03	RW	Mike Johnson
2003-04	RW	Shane Doan
2005-06	RW	Shane Doan
2006-07	RW	Shane Doan
2007-08	RW	Shane Doan
2008-09	RW	Shane Doan
2009-10	LW	Wojtek Wolski
2010-11	RW	Shane Doan
2011-12	LW	Ray Whitney
2012-13	D	Keith Yandle
2013-14	D	Keith Yandle

MAN OF THE YEAR

YEAR	POS.	PLAYER
1996-97	LW	Kris King
1997-98	LW	Jim McKenzie
1998-99	C	Jeremy Roenick
1999-00	C	Jeremy Roenick
2000-01	LW	Brad May
2001-02	RW	Landon Wilson
2002-03	RW	Landon Wilson
2003-04	RW	Shane Doan
	LW	Tyson Nash
2005-06	D	Keith Ballard
	RW	Fredrik Sjostrom
2006-07	LW	Josh Gratton
2007-08	D	Derek Morris
2008-09	D	Kurt Sauer
2009-10	D	Jim Vandermeer
2010-11	C	Vernon Fiddler
2011-12	G	Jason LaBarbera
2012-13	LW	Paul Bissonnette
2013-14	RW	David Moss

JUKKA NIEMINEN

MEMORIAL TROPHY

(HARDEST WORKING Player)

YEAR	POS.	PLAYER
1996-97	RW	Dallas Drake
1997-98	RW	Dallas Drake
1998-99	RW	Rick Tocchet
1999-00	RW	Shane Doan
2000-01	C	Mike Sullivan
2001-02	RW	Shane Doan
2002-03	RW	Shane Doan
2003-04	D	Cale Hulse
2005-06	D	Keith Ballard
2006-07	D	Keith Ballard
2007-08	RW	Shane Doan
2008-09	D	Zbynek Michalek
2009-10	C	Vernon Fiddler
2010-11	LW	Lauri Korpikoski
2011-12	RW	Shane Doan
2012-13	C	Boyd Gordon
2013-14	C	Antoine Vermette

THREE-STAR AWARD

YEAR	POS.	PLAYER
1996-97	LW	Keith Tkachuk
1997-98	LW	Keith Tkachuk
1998-99	LW	Keith Tkachuk
1999-00	LW	Keith Tkachuk
2000-01	G	Sean Burke
2001-02	G	Sean Burke
2002-03	LW	Ladislav Nagy
2003-04	RW	Shane Doan
2005-06	G	Curtis Joseph
2006-07	RW	Shane Doan
2007-08	G	Ilya Bryzgalov
2008-09	RW	Shane Doan
2009-10	G	Ilya Bryzgalov
2010-11	G	Ilya Bryzgalov
2011-12	G	Mike Smith
2012-13	G	Mike Smith
2013-14	G	Mike Smith

BETH CHAMPIE

MEMORIAL AWARD

Presented by the Coyotes Booster Club

YEAR	POS.	PLAYER
2007-08	D	Derek Morris
2008-09	RW	Shane Doan
2009-10	D	Keith Yandle
2010-11	LW	Paul Bissonnette

HOCKEY HALL OF FAME

HHOF MEMBER	YEAR INDUCTED	FRANCHISE AFFILIATION
Bobby Hull	1983 as Player	Player, 1979-80
Wayne Gretzky	1999 as Player	Managing Partner-Head Coach, 2001-2009
Dale Hawerchuk	2001 as Player	Player, 1981-82 to 1989-90
Mike Gartner	2001 as Player	Player, 1996-97 to 1997-98
Grant Fuhr	2003 as Player	Goaltending Coach, 2004-2009
Cliff Fletcher	2004 as Builder	Senior Executive VP, 2001-2007
Paul Coffey	2004 as Player	Special Teams Consultant, 2002-2005
Brett Hull	2009 as Player	Player, 2005-06

OLYMPIC GAMES

YEAR	POS.	PLAYER	COUNTRY	FINISH	YEAR	POS.	PLAYER	COUNTRY	FINISH
1980	C	Dave Christian	USA	Gold	1994	LW	Ravil Gusmanov	Russia	4th
	LW	Bengt Lundholm	Sweden	Bronze	1998	LW	Keith Tkachuk	USA	6th
	D	Don Spring	Canada	6th		C	Jeremy Roenick	USA	6th
	D	Tim Watters	Canada	6th		D	Teppo Numminen	Finland	Bronze
1984	LW	Anssi Melametsa	Finland	6th		C	Juha Ylonen	Finland	Bronze
	G	Marc Behrend	USA	7th	2002	D	Danny Markov	Russia	Bronze
1988	D	Tim Watters	Canada	4th		D	Teppo Numminen	Finland	6th
	D	Teppo Numminen	Finland	Silver		D	Ossi Vaananen	Finland	6th
	D	Guy Gosselin	USA	7th		C	Michal Handzus	Slovakia	13th
1992	LW	Petri Skriko	Finland	7th	2006	RW	Shane Doan	Canada	7th
	G	Nikolai Khabibulin	Russia	Gold		D	Dennis Seidenberg	Germany	9th
	D	Sergei Bautin	Russia	Gold	2010	G	Ilya Bryzgalov	Russia	7th
	LW	Evgeny Davydov	Russia	Gold		D	Sami Lepisto	Finland	Bronze
	C	Alexei Zhamnov	Russia	Gold		D	Zbynek Michalek	Czech Republic	5th
	LW	Keith Tkachuk	USA	4th	2014	G	Mike Smith	Canada	Gold
	D	Moe Mantha	USA	4th		D	Oliver Ekman-Larsson	Sweden	Silver
	RW	Teemu Selanne	Finland	7th		LW	Lauri Korpikoski	Finland	Bronze
	RW	Hannu Jarvenpaa	Finland	7th		D	Zbynek Michalek	Czech Republic	6th
						C	Martin Hanzal	Czech Republic	6th



SEASON OPENERS

SEASON	SITE	DATE	OPP.	RESULT
1979-80	Road	Oct. 10	at Pittsburgh	4-2 L
1980-81	Road	Oct. 10	at Washington	4-1 L
1981-82	Home	Oct. 6	vs Toronto	6-1 L
1982-83	Home	Oct. 6	vs Minnesota	5-4 L
1983-84	Home	Oct. 5	vs Detroit	6-6 T
1984-85	Home	Oct. 14	vs Toronto	5-2 W
1985-86	Road	Oct. 10	at Edmonton	4-3 L
1986-87	Home	Oct. 9	vs Buffalo	3-2 W
1987-88	Road	Oct. 10	at Calgary	5-1 W
1988-89	Road	Oct. 6	at Vancouver	2-2 T
1989-90	Home	Oct. 6	vs NY Rangers	4-1 L
1990-91	Home	Oct. 4	vs Toronto	7-1 W
1991-92	Home	Oct. 4	vs Los Angeles	6-3 L
1992-93	Home	Oct. 6	vs Detroit	4-1 W
1993-94	Home	Oct. 6	vs Washington	6-4 W
1994-95	Home	Jan. 20	vs Calgary	3-3 T
1995-96	Home	Oct. 7	vs Dallas	7-5 W

SEASON	SITE	DATE	OPP.	RESULT
1996-97	Road	Oct. 5	at Hartford	1-0 L
1997-98	Home	Oct. 1	vs Chicago	6-2 W
1998-99	Home	Oct. 11	vs Ottawa	4-1 L
1999-00	Road	Oct. 2	at St. Louis	2-1 W
2000-01	Home	Oct. 5	vs St. Louis	4-1 W
2001-02	Road	Oct. 4	at Los Angeles	2-2 T
2002-03	Road	Oct. 9	at Los Angeles	4-1 L
2003-04	Home	Oct. 10	vs St. Louis	2-1 W
2005-06	Road	Oct. 5	at Vancouver	3-2 L
2006-07	Home	Oct. 5	vs NY Islanders	6-3 W
2007-08	Home	Oct. 4	vs St. Louis	3-2 W
2008-09	Home	Oct. 11	vs Columbus	3-1 W
2009-10	Road	Oct. 3	at Los Angeles	6-3 W
*2010-11	Road	Oct. 9	at Boston	5-2 W
2011-12	Road	Oct. 8	at San Jose	6-3 L
2012-13	Road	Jan. 19	at Dallas	4-3 L
2013-14	Home	Oct. 3	vs. NY Rangers	4-1 W

RECORD: 17-13-4-0

**Game Played at O2 Arena in Prague, CZE as part of the 2010 Compuware NHL Premiere Series*

HOME OPENERS

SEASON	DATE	OPPONENT	RESULT
1979-80	Oct. 14	vs Colorado	4-2 W
1980-81	Oct. 17	vs Chicago	6-2 W
1981-82	Oct. 6	vs Toronto	6-1 L
1982-83	Oct. 6	vs Minnesota	5-4 L
1983-84	Oct. 5	vs Detroit	6-6 T
1984-85	Oct. 14	vs Toronto	5-2 W
1985-86	Oct. 13	vs Quebec	5-2 L
1986-87	Oct. 9	vs Buffalo	3-2 W
1987-88	Oct. 12	vs Calgary	3-2 W
1988-89	Oct. 14	vs Vancouver	4-3 W
1989-90	Oct. 6	vs NY Rangers	4-1 L
1990-91	Oct. 4	vs Toronto	7-1 W
1991-92	Oct. 4	vs Los Angeles	6-3 L
1992-93	Oct. 6	vs Detroit	4-1 W
1993-94	Oct. 6	vs Washington	6-4 W
1994-95	Jan. 20	vs Calgary	3-3 T
1995-96	Oct. 7	vs Dallas	7-5 W

SEASON	DATE	OPPONENT	RESULT
1996-97	Oct. 10	vs San Jose	4-1 W
1997-98	Oct. 1	vs Chicago	6-2 W
1998-99	Oct. 11	vs Ottawa	4-1 L
1999-00	Oct. 5	vs Anaheim	4-0 W
2000-01	Oct. 5	vs St. Louis	4-1 W
2001-02	Oct. 13	vs Washington	5-2 W
2002-03	Oct. 12	vs Dallas	5-2 L
2003-04	Oct. 10	vs St. Louis	2-1 W
2005-06	Oct. 8	vs Minnesota	2-1 W
2006-07	Oct. 5	vs NY Islanders	6-3 W
2007-08	Oct. 4	vs St. Louis	3-2 W
2008-09	Oct. 11	vs Columbus	3-1 W
2009-10	Oct. 10	vs Columbus	2-0 L
2010-11	Oct. 16	vs Detroit	2-1 OTL
2011-12	Oct. 15	vs. Winnipeg	4-1 W
2012-13	Jan. 20	vs. Chicago	6-4 L
2013-14	Oct. 3	vs. NY Rangers	4-1 W

RECORD: 22-9-2-1

ROAD OPENERS

SEASON	DATE	OPPONENT	RESULT
1979-80	Oct. 10	at Pittsburgh	4-2 L
1980-81	Oct. 10	at Washington	4-1 L
1981-82	Oct. 14	at Edmonton	4-2 W
1982-83	Oct. 9	at Detroit	8-0 W
1983-84	Oct. 12	at Pittsburgh	4-3 W
1984-85	Oct. 17	at Calgary	7-4 L
1985-86	Oct. 10	at Edmonton	4-3 L
1986-87	Oct. 16	at Hartford	4-4 T
1987-88	Oct. 10	at Calgary	5-1 W
1988-89	Oct. 6	at Vancouver	2-2 T
1989-90	Oct. 10	at Pittsburgh	5-1 L
1990-91	Oct. 6	at Edmonton	3-3 T
1991-92	Oct. 10	at San Jose	5-4 W
1992-93	Oct. 8	at San Jose	4-3 L
1993-94	Oct. 9	at Dallas	3-3 T
1994-95	Jan. 25	at San Jose	4-0 L
1995-96	Oct. 11	at NY Rangers	6-4 L

SEASON	DATE	OPPONENT	RESULT
1996-97	Oct. 5	at Hartford	1-0 L
1997-98	Oct. 3	at St. Louis	7-2 L
1998-99	Oct. 22	at Dallas	2-1 L
1999-00	Oct. 2	at St. Louis	2-1 W
2000-01	Oct. 12	at San Jose	2-1 L
2001-02	Oct. 4	at Los Angeles	2-2 T
2002-03	Oct. 9	at Los Angeles	4-1 L
2003-04	Oct. 12	at Anaheim	2-0 W
2005-06	Oct. 5	at Vancouver	3-2 L
2006-07	Oct. 9	at Columbus	5-1 L
2007-08	Oct. 10	at Columbus	3-0 L
2008-09	Oct. 12	at Anaheim	4-2 W
2009-10	Oct. 3	at Los Angeles	6-3 W
*2010-11	Oct. 9	at Boston	5-2 W
2011-12	Oct. 8	at San Jose	6-3 L
2012-13	Jan. 19	at Dallas	4-3 L
2013-14	Oct. 5	at San Jose	4-1 L

RECORD: 10-19-5-0

**Game Played at O2 Arena in Prague, CZE as part of the 2010 Compuware NHL Premiere Series*

**FIRST GAME****Home:** vs Colorado, Oct. 14, 1979**Road:** at Pittsburgh, Oct. 10, 1979**FIRST STARTING LINE UP****Goaltender:** Gary Smith**Defensemen:** Lars-Erik Sjoberg, Craig Norwich**Center:** Peter Sullivan**Left Wing:** Morris Lukowich**Right Wing:** Willy Lindstrom**FIRST WIN****Home:** vs Colorado (4-2), Oct. 14, 1979**Road:** at Quebec (5-2), Oct. 31, 1979**FIRST LOSS****Home:** vs Detroit (5-1), Oct. 17, 1979**Road:** at Pittsburgh (4-2), Oct. 10, 1979**FIRST TIE****Home:** vs St. Louis (2-2), Oct. 28, 1979**Road:** at Minnesota (4-4), Dec. 1, 1979**FIRST GOAL****Home:** Peter Sullivan (5:50 of 1st period) vs Colorado, Oct. 14, 1979**Road:** Morris Lukowich (13:34 of 3rd period) vs Pittsburgh, Oct. 10, 1979**FIRST ASSISTS****Home:** Willy Lindstrom, Lars Sjoberg (5:50 of 1st period) vs Colorado, Oct. 14, 1979**Road:** Peter Marsh, Barry Melrose (13:34 of 3rd period) at Pittsburgh, Oct. 10, 1979**FIRST MINOR PENALTY****Home:** Gary Smith, slashing (0:33 of 1st period) vs Colorado, Oct. 14, 1979**Road:** Hilliard Graves, slashing (3:19 of 1st period) at Pittsburgh, Oct. 10, 1979**FIRST MAJOR PENALTY****Home:** Peter Marsh (14:23 of 2nd period) vs Detroit, Oct. 17, 1979**Road:** Barry Melrose (18:23 of 1st period) vs Colorado, Oct. 20, 1979**FIRST MISCONDUCT PENALTY****Home:** Peter Marsh (14:23 of 2nd period) vs Detroit, Oct. 17, 1979**Road:** Jimmy Mann (11:15 of 3rd period) vs Atlanta, Nov. 6, 1979**FIRST POWER-PLAY GOAL****Home:** Jude Drouin (18:30 of 2nd period) vs Colorado, Oct. 14, 1979**Road:** Peter Sullivan (15:56 of 3rd period) at Pittsburgh, Oct. 10, 1979**FIRST SHORTHANDED GOAL****Home:** Lars-Erik Sjoberg (4:30 of 2nd period) vs Vancouver, Nov. 24, 1979**Road:** Jude Drouin (5:33 of 1st period) at Minnesota, Dec. 1, 1979**FIRST GAME-WINNING GOAL****Home:** Jude Drouin (18:30 of 2nd period) vs Colorado, Oct. 14, 1979**Road:** Ron Wilson (8:33 of 2nd period) at Quebec, Oct. 31, 1979**FIRST GOAL ALLOWED****Home:** Barry Beck (against Gary Smith at 3:39 of 1st period) vs Colorado, Oct. 14, 1979**Road:** Greg Malone (against Gary Smith at 2:04 of 2nd period) at Pittsburgh, Oct. 10, 1979**FIRST WIN BY A GOALTENDER****Home:** Gary Smith vs Colorado (4-2), Oct. 14, 1979**Road:** Gary Smith at Quebec (5-2), Oct. 31, 1979**FIRST LOSS BY A GOALTENDER****Home:** Pierre Hamel vs Detroit (5-1), Oct. 17, 1979**Road:** Gary Smith at Pittsburgh (4-2), Oct. 10, 1979**FIRST SHUTOUT FOR****Home:** Markus Mattsson (27 saves) vs Hartford (7-0), Mar. 26, 1980**Road:** Markus Mattsson (20 saves) vs NY Islanders (0-0), Feb. 12, 1980**FIRST SCORELESS GAME****Home:** vs. Dallas (Ilya Bryzgalov and Marty Turco), Jan. 10, 2009***Road:** at NY Islanders (Markus Mattsson and Glenn Resch), Feb. 12, 1980**FIRST 2-GOAL GAME****Home:** Craig Norwich vs Colorado, Oct. 14, 1979**Road:** Peter Sullivan vs Quebec, Oct. 31, 1979**FIRST HAT TRICK****Home:** Willy Lindstrom (3 goals) vs Montreal, Dec. 15, 1979**Road:** Dave Christian (3 goals) at NY Rangers, Feb. 12, 1981**FIRST PENALTY SHOT****Home:** Peter Sullivan vs Minnesota (against Gary Edwards at 9:16 of 3rd period), Oct. 19, 1979 (failed)**Road:** Brent Ashton at Vancouver (against Kirk McLean at 19:40 of 1st period), Dec. 11, 1988 (scored)**Phoenix won 1-0 in a shootout (no goals scored in regulation or overtime)*

**FIRST GAME****Home:** vs San Jose, Oct. 10, 1996**Road:** at Hartford, Oct. 5, 1996**FIRST STARTING LINE UP****Goaltender:** Nikolai Khabibulin**Defensemen:** Brad McCrimmon, Jim Johnson**Center:** Keith Tkachuk**Left Wing:** Jim McKenzie**Right Wing:** Shane Doan**FIRST WIN****Home:** vs San Jose (4-1), Oct. 10, 1996**Road:** at Boston (5-2), Oct. 7, 1996**FIRST LOSS****Home:** vs Edmonton (6-3), Oct. 14, 1996**Road:** at Hartford (1-0), Oct. 5, 1996**FIRST TIE****Home:** vs Florida (1-1), Oct. 20, 1996**Road:** at Colorado (3-3), Oct. 11, 1997**FIRST GOAL****Home:** Kris King (19:34 of 1st period) vs San Jose, Oct. 10, 1996**Road:** Mike Gartner (7:11 of 1st period) at Boston, Oct. 7, 1996**FIRST ASSIST****Home:** Brad McCrimmon, Darrin Shannon (19:34 of 1st period)
vs San Jose, Oct. 10, 1996**Road:** Keith Tkachuk (7:11 of 1st period) at Boston, Oct. 7, 1996**FIRST MINOR PENALTY****Home:** Mike Gartner, high sticking (4:49 of 1st period) vs San Jose,
Oct. 10, 1996**Road:** Nikolai Khabibulin, delay of game (3:50 of 1st period) at Hartford,
Oct. 5, 1996**FIRST MAJOR PENALTY****Home:** Jim McKenzie, fighting (18:22 of 2nd period) vs San Jose,
Oct. 10, 1996**Road:** Darrin Shannon, fighting (13:47 of 3rd period) at Boston, Oct. 7, 1996**FIRST MISCONDUCT PENALTY****Home:** Dallas Drake (7:58 of 1st period) vs Montreal, Nov. 3, 1996**Road:** Kris King (16:06 of 1st period) at St. Louis, Nov. 21, 1996**FIRST-POWER PLAY GOAL****Home:** Mike Gartner (7:41 of 2nd period) vs San Jose, Oct. 10, 1996**Road:** Dallas Drake (4:00 of 2nd period) at Toronto, Oct. 26, 1996**FIRST SHORTHANDED GOAL****Home:** Keith Tkachuk (19:06 of 3rd period) vs Anaheim, Oct. 12, 1996**Road:** Oleg Tverdoksky (10:50 of 3rd period) at NY Islanders, Dec. 10, 1996**FIRST GAME-WINNING GOAL****Home:** Mike Gartner (7:41 of 2nd period) vs San Jose, Oct. 10, 1996**Road:** Oleg Tverdoksky (9:00 of 1st period) at Boston, Oct. 7, 1996**FIRST GOAL ALLOWED****Home:** Bernie Nicholls (against Nikolai Khabibulin at 19:29 of 2nd period)
vs San Jose, Oct. 10, 1996**Road:** Alexander Godynuk (against Nikolai Khabibulin at 2:48 of 2nd period)
at Hartford, Oct. 5, 1996**FIRST WIN BY A GOALTENDER****Home:** Nikolai Khabibulin vs San Jose (4-1), Oct. 10, 1996**Road:** Nikolai Khabibulin at Boston (5-2), Oct. 7, 1996**FIRST LOSS BY A GOALTENDER****Home:** Nikolai Khabibulin vs Edmonton (6-3), Oct. 14, 1996**Road:** Nikolai Khabibulin at Hartford (1-0), Oct. 5, 1996**FIRST SHUTOUT FOR****Home:** Nikolai Khabibulin (26 saves) vs Vancouver (4-0), Jan. 25, 1997**Road:** Darcy Wakaluk (33 saves) at St. Louis (3-0), Dec. 5, 1996**FIRST SHUTOUT AGAINST****Home:** Rick Tabaracci (21 saves) vs Tampa Bay (2-0), Feb. 4, 1997**Road:** Sean Burke (30 saves) at Hartford (1-0), Oct. 5, 1996**FIRST SCORELESS GAME****Home:** vs. Dallas (Ilya Bryzgalov and Marty Turco), Jan. 10, 2009***Road:** at Chicago (Zac Bierk and Michael Leighton), Jan. 8, 2003**FIRST 2-GOAL GAME****Home:** Dallas Drake vs Montreal, Nov. 3, 1996**Road:** Mike Gartner at Montreal, Oct. 28, 1996**FIRST HAT TRICK****Home:** Keith Tkachuk (3 goals) vs New Jersey, Nov. 28, 1996**Road:** Mike Gartner (3 goals) at Boston, Oct. 7, 1996**FIRST PENALTY SHOT****Home:** Mike Hudson vs Detroit (against Chris Osgood at 8:36 of 3rd period),
Nov. 18, 1996 (failed)**Road:** Jeremy Roenick at Columbus (against Marc Denis at 17:06 of 2nd
period), Feb. 28, 2001 (failed)**Phoenix won 1-0 in a shootout (no goals scored in regulation or overtime)*



9 BOBBY HULL

Hull's #9 was originally retired by the Winnipeg Jets on February 19, 1989; his #9 was entered into the Coyotes' Ring of Honor on October 8, 2005

- Appeared in 411 career WHA games with the Winnipeg Jets (1972-1978)
- Played one NHL season with the Jets (1978-79)
- Appeared in 1,063 career NHL games over 16 seasons with the Jets, Blackhawks and Hartford Whalers, registering 610-560-1,170
- Scored 50 or more goals nine times, 80 or more points 13 times



25 THOMAS STEEN

Steen's #25 was originally retired by the Winnipeg Jets on May 6, 1995; his #25 was entered into the Coyotes' Ring of Honor on January 21, 2006

- First non-North American player to have his number retired by an NHL team
- Upon his retirement, ranked among the NHL's top 80 all-time point leaders
- NHL All-Star in 1990
- Spent his entire 14-year NHL career with the Winnipeg Jets
- Registered 27-61-88 during the 1988-89 campaign
- Jets co-captain for the 1989-90 and 1990-91 seasons
- Ranks first in assists (553), second in points (817) and shorthanded goals (13), third in games played (950) and fourth in goals (264) in franchise history



10 DALE HAWERCHUK

Hawerchuk's #10 was entered into the Coyotes' Ring of Honor on April 5, 2007

- Appeared in 713 career NHL games with the Winnipeg Jets
- Recorded more than a point-per-game for 13 consecutive seasons
- Youngest player in NHL history to play in 1,000 career NHL games (30 years, 306 days)
- Became the youngest player in NHL history to reach the 100-point plateau in his rookie season (1981-82)
- Calder Memorial Trophy (1982)
- Second Team NHL All-Star (1985)
- Runner up for the Hart Memorial Trophy (1985)
- Served as Jets captain from 1984-1990
- Selected to five NHL All-Star Games (1982, 1985, 1986, 1987, 1988)
- Ranks first in goals (379), points (929), power-play goals (122) and hat tricks (12) in franchise history
- Inducted into the Hockey Hall of Fame in 2001



27 TEPPU NUMMINEN

Numminen's #27 was entered into the Coyotes' Ring of Honor on January 30, 2010

- His 1,372 career NHL games are the most ever by a European-trained NHL player
- Served as Coyotes captain during the 2001-02 and 2002-03 campaigns
- Participated in three NHL All-Star Games (1999, 2000, 2001)
- Represented Finland at four Winter Olympics (1988, 1998, 2002, 2006), and at five IIHF World Championships (1987, 1991, 1994, 1996, 1997)
- Earned six total medals in international competition
- Ranks as the franchise's all-time leader in goals (108), assists (426) and points (534) among defensemen



7 KEITH TKACHUK

Tkachuk's #7 was entered into the Coyotes' Ring of Honor on December 23, 2011

- Appeared in 1,201 career NHL games with Winnipeg/Phoenix, St. Louis and Atlanta
- In 10 seasons with the Jets/Coyotes franchise, appeared in 640 games, registering 323-300-623 and 1,508 penalty minutes
- One of four U.S. born players to score 500-plus NHL goals
- Second-Team NHL All-Star (1995, 1998)
- U.S. Hockey Hall of Fame (2011)
- Participated in five NHL All-Star Games (1997, 1998, 1999, 2004, 2009)
- Represented Team USA at four Winter Olympics (1992, 1998, 2002, 2006)
- Was a member of the 2006 World Cup of Hockey winning U.S. team
- Led the Coyotes in scoring over four seasons (1993-94, 1995-96, 1996-97, 1997-98)
- Served as Coyotes/Jets Captain from 1993-95 and 1996-2001
- Ranks second all-time in franchise history in goals (323), power-play goals (114), game-winning goals (40) and hat tricks (9). Also ranks first all-time in penalty minutes (1,508).



97 JEREMY ROENICK

Roenick's #97 was entered into the Coyotes' Ring of Honor on February 11, 2012

- Appeared in 1,363 career NHL games with Chicago, Phoenix, Philadelphia, Los Angeles and San Jose
- In six seasons with the Coyotes, appeared in 454 games, recording 152-227-379 and 596 penalty minutes
- Second-highest American born goal scorer; one of four U.S. born players to score 500-plus NHL goals
- U.S. Hockey Hall of Fame (2010)
- Participated in nine NHL All-Star Games (1991, 1992, 1993, 1994, 1999, 2000)
- Represented Team USA at two Winter Olympics (1998, 2002)
- Led the Coyotes in scoring over three consecutive seasons (1998-99, 1999-00, 2000-01)





PLAYOFFS



TEAM PLAYOFF RECORDS

TEAM	GP	W	L	OT	PCTG	GF	GA
LOS ANGELES	26	16	10	2	.615	88	70
NEW YORK RANGERS	25	13	12	4	.520	64	60
CHICAGO	19	11	8	3	.579	58	55
MONTREAL	17	10	7	2	.588	51	46
PITTSBURGH	13	7	6	3	.538	35	33
BOSTON	12	7	5	1	.583	30	26
ANAHEIM	13	7	6	1	.538	35	37
MINNESOTA	13	6	7	3	.462	35	35
COLORADO	7	3	4	2	.429	20	22
PHILADELPHIA	7	3	4	0	.429	16	19
SAN JOSE	7	3	4	0	.429	22	26
DALLAS	6	2	4	1	.333	18	20
COLUMBUS	6	2	4	0	.333	18	21
ST. LOUIS	6	2	4	2	.333	14	20
DETROIT	5	1	4	1	.200	6	14
TAMPA BAY	4	0	4	1	.000	10	16

HOME

TEAM	GP	W	L	GF	GA
LOS ANGELES	12	8	4	40	31
NEW YORK RANGERS	12	7	5	25	24
CHICAGO	10	8	2	36	24
MONTREAL	8	5	3	25	22
PITTSBURGH	7	3	4	17	18
BOSTON	7	4	3	21	16
ANAHEIM	7	4	3	22	22
MINNESOTA	6	5	1	17	7
COLORADO	4	3	1	17	14
PHILADELPHIA	3	2	1	8	7
SAN JOSE	4	2	2	14	13
DALLAS	3	2	1	11	7
COLUMBUS	3	1	2	10	11
ST. LOUIS	3	2	1	10	9
DETROIT	2	0	2	2	6
TAMPA BAY	2	0	2	5	9

ROAD

TEAM	GP	W	L	GF	GA
LOS ANGELES	14	8	6	48	39
NY RANGERS	13	6	7	39	36
CHICAGO	9	3	6	22	31
MONTREAL	9	5	4	26	24
PITTSBURGH	6	4	2	18	15
BOSTON	5	3	2	9	10
ANAHEIM	6	3	3	13	15
MINNESOTA	7	1	6	18	28
COLORADO	3	0	3	3	8
PHILADELPHIA	4	1	3	8	12
SAN JOSE	3	1	2	8	13
DALLAS	3	0	3	7	13
COLUMBUS	3	1	2	8	10
ST. LOUIS	3	0	3	4	11
DETROIT	3	1	2	4	8
TAMPA BAY	2	0	2	5	7

SERIES RESULTS

CONFERENCE QUARTERFINALS

	SCORE
SERIES A – Boston Bruins defeated Detroit	4-1
SERIES B – Montreal Canadiens defeated Tampa Bay	4-0
SERIES C – Pittsburgh Penguins defeated Columbus	4-2
SERIES D – New York Rangers defeated Philadelphia	4-3
SERIES E – Minnesota Wild defeated Colorado	4-3
SERIES F – Chicago Blackhawks defeated St. Louis	4-2
SERIES G – Anaheim Ducks defeated Dallas	4-2
SERIES H – Los Angeles Kings defeated San Jose	4-3

CONFERENCE SEMIFINALS

SERIES I – Montreal Canadiens defeated Boston	4-3
SERIES J – New York Rangers defeated Pittsburgh	4-3
SERIES K – Chicago Blackhawks defeated Minnesota	4-2
SERIES L – Los Angeles Kings defeated Anaheim	4-3

CONFERENCE FINALS

SERIES M – New York Rangers defeated Montreal	4-2
SERIES N – Los Angeles Kings defeated Chicago	4-3

STANLEY CUP FINAL

SERIES O – Los Angeles Kings defeated New York Rangers	4-1
--	-----



PLAYOFF SCORING LEADERS

PLAYER	TEAM	GP	TOI/G	G	A	P	+/-	PIM	PP	SH	GW	S	S%
Anze Kopitar	Los Angeles	26	21:13	5	21	26	9	14	1	0	1	46	10.9
Jeff Carter	Los Angeles	26	18:15	10	15	25	5	4	4	0	1	73	13.7
Justin Williams	Los Angeles	26	16:48	9	16	25	13	35	2	0	2	67	13.4
Marian Gaborik	Los Angeles	26	17:45	14	8	22	6	6	3	0	1	78	17.9
Patrick Kane	Chicago	19	21:22	8	12	20	5	8	1	0	4	58	13.8
Drew Doughty	Los Angeles	26	28:45	5	13	18	2	30	1	0	1	60	8.3
Jonathan Toews	Chicago	19	21:42	9	8	17	3	8	2	1	4	33	27.3
Ryan McDonagh	New York Rangers	25	26:48	4	13	17	-1	8	2	0	0	46	8.7
Brandon Saad	Chicago	19	17:30	6	10	16	10	6	1	0	1	35	17.1
Martin St. Louis	New York Rangers	25	19:15	8	7	15	-5	2	2	0	3	55	14.5
Derek Stepan	New York Rangers	24	19:46	5	10	15	-1	2	2	0	0	50	10
Ryan Getzlaf	Anaheim	12	21:25	4	11	15	-2	10	1	0	0	32	12.5
Brent Seabrook	Chicago	16	23:22	3	12	15	0	21	2	0	0	24	12.5
Tyler Toffoli	Los Angeles	26	13:18	7	7	14	6	10	0	0	2	65	10.8
Dustin Brown	Los Angeles	26	16:57	6	8	14	7	22	1	0	2	64	9.4
Evgeni Malkin	Pittsburgh	13	21:00	6	8	14	6	8	1	0	1	40	15
P.K. Subban	Montreal	17	27:26	5	9	14	1	24	4	0	1	50	10
Zach Parise	Minnesota	13	20:28	4	10	14	-3	6	2	0	1	49	8.2
Marian Hossa	Chicago	19	20:25	2	12	14	0	8	1	0	0	75	2.7
Lars Eller	Montreal	17	16:27	5	8	13	6	18	0	1	1	23	21.7
Chris Kreider	New York Rangers	15	16:48	5	8	13	-2	14	3	0	1	29	17.2
Mats Zuccarello	New York Rangers	25	17:40	5	8	13	7	20	0	0	0	54	9.3
Carl Hagelin	New York Rangers	25	15:58	7	5	12	0	16	0	2	1	56	12.5
Derick Brassard	New York Rangers	23	15:46	6	6	12	4	8	0	0	2	45	13.3
Jake Muzzin	Los Angeles	26	23:23	6	6	12	6	8	3	0	1	48	12.5

CATEGORY LEADERS

GOALS

Player	Team	GP	G
Marian Gaborik	LAK	26	14
Jeff Carter	LAK	26	10
Justin Williams	LAK	26	9
Jonathan Toews	CHI	19	9
Patrick Kane	CHI	19	8
Martin St. Louis	NYR	25	8
Rene Bourque	MTL	17	8
Tyler Toffoli	LAK	26	7
Carl Hagelin	NYR	25	7
Jussi Jokinen	PIT	13	7
Bryan Bickell	CHI	19	7
Brandon Saad	CHI	19	6
Dustin Brown	LAK	26	6
Evgeni Malkin	PIT	13	6
Derick Brassard	NYR	23	6
Jake Muzzin	LAK	26	6

ASSISTS

Player	Team	GP	A
Anze Kopitar	LAK	26	21
Justin Williams	LAK	26	16
Jeff Carter	LAK	26	15
Drew Doughty	LAK	26	13
Ryan McDonagh	NYR	25	13
Patrick Kane	CHI	19	12
Brent Seabrook	CHI	16	12
Marian Hossa	CHI	19	12
Ryan Getzlaf	ANA	12	11
Brandon Saad	CHI	19	10
Derek Stepan	NYR	24	10
Zach Parise	MIN	13	10

GAME-WINNING GOALS

Player	Team	GP	GWG
Jonathan Toews	CHI	19	4
Patrick Kane	CHI	19	4
Martin St. Louis	NYR	25	3
Jussi Jokinen	PIT	13	3
Alec Martinez	LAK	26	3

POWER-PLAY GOALS

Player	Team	GP	PPG
Jeff Carter	LAK	26	4
P.K. Subban	MTL	17	4
Marian Gaborik	LAK	26	3
Thomas Vanek	MTL	17	3
Jake Muzzin	LAK	26	3
Wayne Simmonds	PHI	7	3
Chris Kreider	NYR	15	3

PLUS/MINUS

Player	Team	GP	+/-
Justin Williams	LAK	26	13
Willie Mitchell	LAK	18	10
Brandon Saad	CHI	19	10
Tanner Pearson	LAK	24	10
Anze Kopitar	LAK	26	9
Mike Weaver	MTL	17	8
Benoit Pouliot	NYR	25	8
Paul Martin	PIT	13	7
Duncan Keith	CHI	19	7
Dustin Brown	LAK	26	7
Kevin Klein	NYR	25	7
Alex Goligoski	DAL	6	7
Brandon Sutter	PIT	13	7
Mats Zuccarello	NYR	25	7



GOALS AGAINST AVERAGE

Player	Team	GP	MIN	GA	GAA	W	L	OT
Tuukka Rask	BOS	12	752:43	25	1.99	7	5	1
Henrik Lundqvist	NYR	25	1,515:35	54	2.14	13	11	4
Carey Price	MTL	12	738:46	29	2.35	8	4	1
Marc-Andre Fleury	PIT	13	799:40	32	2.40	7	6	3
Corey Crawford	CHI	19	1,233:50	52	2.53	11	8	3
Jonathan Quick	LAK	26	1,605:16	69	2.58	16	10	2
Ilya Bryzgalov	MIN	9	479:22	21	2.63	3	6	2
Ryan Miller	STL	6	422:28	19	2.70	2	4	2
Semyon Varlamov	COL	7	432:28	20	2.78	3	4	2
Frederik Andersen	ANA	7	367:52	19	3.10	3	2	0
Sergei Bobrovsky	CBJ	6	377:36	20	3.17	2	4	0

WINS, LOSSES AND OT

Player	Team	GP	MIN	W	L	OT
Jonathan Quick	LAK	26	1,605:16	16	10	2
Henrik Lundqvist	NYR	25	1,515:35	13	11	4
Corey Crawford	CHI	19	1,233:50	11	8	3
Carey Price	MTL	12	738:46	8	4	1
Tuukka Rask	BOS	12	752:43	7	5	1
Marc-Andre Fleury	PIT	13	799:40	7	6	3
Darcy Kuemper	MIN	6	325:19	3	1	1
Ilya Bryzgalov	MIN	9	479:22	3	6	2
Semyon Varlamov	COL	7	432:28	3	4	2
Frederik Andersen	ANA	7	367:52	3	2	0

SAVE PERCENTAGE

Player	Team	GP	MIN	GA	SA	SV%	W	L	OT
Tuukka Rask	BOS	12	752:43	25	348	.928	7	5	1
Henrik Lundqvist	NYR	25	1,515:35	54	737	.927	13	11	4
Carey Price	MTL	12	738:46	29	358	.919	8	4	1
Marc-Andre Fleury	PIT	13	799:40	32	378	.915	7	6	3
Semyon Varlamov	COL	7	432:28	20	231	.913	3	4	2
Corey Crawford	CHI	19	1,233:50	52	590	.912	11	8	3
Jonathan Quick	LAK	26	1,605:16	69	774	.911	16	10	2
Sergei Bobrovsky	CBJ	6	377:36	20	218	.908	2	4	0
Frederik Andersen	ANA	7	367:52	19	189	.899	3	2	0
Ryan Miller	STL	6	422:28	19	185	.897	2	4	2
Ilya Bryzgalov	MIN	9	479:22	21	182	.885	3	6	2

SHUTOUTS

Player	Team	GP	MIN	SO	SA	W	L	OT
Tuukka Rask	BOS	12	752:43	2	348	7	5	1
Marc-Andre Fleury	PIT	13	799:40	2	378	7	6	3
Jonathan Quick	LAK	26	1,605:16	2	774	16	10	2
Jimmy Howard	DET	3	178:05	1	87	1	2	0
John Gibson	ANA	4	200:28	1	111	2	2	0
Darcy Kuemper	MIN	6	325:19	1	127	3	1	1
Kari Lehtonen	DAL	6	345:34	1	165	2	4	1
Ilya Bryzgalov	MIN	9	479:22	1	182	3	6	2
Carey Price	MTL	12	738:46	1	358	8	4	1
Corey Crawford	CHI	19	1,233:50	1	590	11	8	3
Henrik Lundqvist	NYR	25	1,515:35	1	737	13	11	4



DATE	OPPONENT	RESULT	GWG	GOALTENDERS	ATTEN.
------	----------	--------	-----	-------------	--------

1982 PLAYOFFS

April 7	St. Louis at Winnipeg	3-4 L	Lapointe	Staniowski/Liut	13,081
April 8	St. Louis at Winnipeg	5-2 W	MacLean	Soetaert/Liut	14,371
April 10	Winnipeg at St. Louis	3-6 L	Crombeen	Soetaert/Liut	13,827
April 11	Winnipeg at St. Louis	2-8 L	Sutter	Staniowski/Liut	12,676

ST. LOUIS WON BEST OF FIVE SERIES 3-1**1983 PLAYOFFS**

April 6	Winnipeg at Edmonton	3-6 L	Gretzky	Hayward-Soetaert/Moog	17,498
April 7	Winnipeg at Edmonton	3-4 L	Messier	Hayward/Moog	17,498
April 9	Edmonton at Winnipeg	3-4 L	Linesman	Hayward/Moog	11,346

EDMONTON WON BEST OF FIVE SERIES 3-0**1984 PLAYOFFS**

April 4	Winnipeg at Edmonton	2-9 L	Coffey	Soetaert-Veisor/Fuhr	17,197
April 5	Winnipeg at Edmonton	4-5 L (OT)	Gregg	Behrend/Fuhr	17,390
April 7	Edmonton at Winnipeg	1-4 L	Semenko	Behrend/Fuhr	12,497

EDMONTON WON BEST OF FIVE SERIES 3-0**1985 PLAYOFFS**

April 10	Calgary at Winnipeg	5-4 W (OT)	Mullen	Hayward/Lemelin	14,794
April 11	Calgary at Winnipeg	5-2 W	Arniel	Hayward/Lemelin	14,335
April 13	Winnipeg at Calgary	0-4 L	Otto	Hayward-Behrend/Lemelin	16,683
April 14	Winnipeg at Calgary	5-3 W	Wilson	Behrend/Lemelin	16,798

WINNIPEG WON BEST OF FIVE SERIES 3-1

April 18	Winnipeg at Edmonton	2-4 L	Coffey	Behrend/Fuhr	16,236
April 20	Winnipeg at Edmonton	2-5 L	Coffey	Hayward/Fuhr	16,942
April 23	Edmonton at Winnipeg	4-5 L	Gretzky	Hayward/Fuhr	15,418
April 25	Edmonton at Winnipeg	3-8 L	Kurri	Hayward-Behrend/Fuhr	15,519

EDMONTON WON BEST OF SEVEN SERIES 4-0**1986 PLAYOFFS**

April 9	Winnipeg at Calgary	1-5 L	Mullen	Bouchard-Hayward/Vernon	16,762
April 10	Winnipeg at Calgary	4-6 L	Tonelli	Hayward-Behrend/Vernon	16,762
April 12	Calgary at Winnipeg	3-4 L (OT)	McDonald	Berthiaume/Vernon	8,123

CALGARY WON BEST OF FIVE SERIES 3-0**1987 PLAYOFFS**

April 8	Winnipeg at Calgary	4-2 W	Marois	Berthiaume/Lemelin	16,798
April 9	Winnipeg at Calgary	3-2 W	Steen	Berthiaume/Vernon	16,798
April 11	Calgary at Winnipeg	2-3 L (OT)	Bullard	Berthiaume/Vernon	14,958
April 12	Calgary at Winnipeg	4-3 W	Hamel	Berthiaume/Vernon	14,174
April 14	Winnipeg at Calgary	3-4 L	Mullen	Berthiaume/Vernon	16,798
April 16	Calgary at Winnipeg	6-1 W	Hamel	Berthiaume/Vernon-Lemelin	15,517

WINNIPEG WON BEST OF SEVEN SERIES 4-2

April 21	Winnipeg at Edmonton	2-3 L (OT)	Anderson	Berthiaume/Fuhr	17,356
April 23	Winnipeg at Edmonton	3-5 L	Lemay	Reddick/Fuhr	17,468
April 25	Edmonton at Winnipeg	2-5 L	Kurri	Reddick/Fuhr	15,556
April 27	Edmonton at Winnipeg	2-4 L	Ruotsalainen	Berthiaume-Reddick/Fuhr	14,460

EDMONTON WON BEST OF SEVEN SERIES 4-0**1988 PLAYOFFS**

April 6	Winnipeg at Edmonton	4-7 L	Simpson	Berthiaume/Fuhr	17,054
April 7	Winnipeg at Edmonton	2-3 L	Simpson	Berthiaume/Fuhr	16,843
April 9	Edmonton at Winnipeg	6-4 W	Gilhen	Berthiaume/Fuhr	12,813
April 10	Edmonton at Winnipeg	3-5 L	Lacombe	Berthiaume/Fuhr	12,491
April 12	Winnipeg at Edmonton	2-6 L	Kurri	Berthiaume/Fuhr	16,829

EDMONTON WON BEST OF SEVEN SERIES 4-1



DATE	OPPONENT	RESULT	GWG	GOALTENDERS	ATTEN.
------	----------	--------	-----	-------------	--------

1990 PLAYOFFS

April 4	Winnipeg at Edmonton	7-5 W	Ashton	Essensa/Ranford	16,423
April 6	Winnipeg at Edmonton	2-3 L (OT)	Lamb	Beauregard/Ranford	17,410
April 8	Edmonton at Winnipeg	2-1 W	Hawerchuk	Essensa/Ranford	15,547
April 10	Edmonton at Winnipeg	4-3 W (2OT)	Ellett	Essensa-Beauregard/Ranford	15,572
April 12	Winnipeg at Edmonton	3-4 L	Messier	Beauregard/Ranford	17,503
April 14	Edmonton at Winnipeg	3-4 L	Kurri	Essensa/Ranford	15,567
April 16	Winnipeg at Edmonton	1-4 L	Kurri	Beauregard/Ranford	17,503

EDMONTON WON BEST OF SEVEN SERIES 4-3**1992 PLAYOFFS**

April 18	Winnipeg at Vancouver	3-2 W	Olczyk	Tabaracci/McLean	16,123
April 20	Winnipeg at Vancouver	2-3 L	Lumme	Tabaracci/McLean	16,123
April 22	Vancouver at Winnipeg	4-2 W	DeBlois	Tabaracci/McLean	13,393
April 24	Vancouver at Winnipeg	3-1 W	Housley	Tabaracci/McLean	15,568
April 26	Winnipeg at Vancouver	2-8 L	Babych	Tabaracci-Essensa/McLean	16,123
April 28	Vancouver at Winnipeg	3-8 L	Linden	Tabaracci/McLean	14,941
April 30	Winnipeg at Vancouver	0-5 L	Fergus	Tabaracci/McLean	16,123

VANCOUVER WON BEST OF SEVEN SERIES 4-3**1993 PLAYOFFS**

April 19	Winnipeg at Vancouver	2-4 L	Linden	Essensa/McLean	15,918
April 21	Winnipeg at Vancouver	2-3 L	Bure	Essensa/McLean	15,729
April 23	Vancouver at Winnipeg	5-4 W	Selanne	Essensa/McLean	15,569
April 25	Vancouver at Winnipeg	1-3 L	Momesso	Essensa/McLean	15,567
April 27	Winnipeg at Vancouver	4-3 W (OT)	Selanne	Essensa/McLean	16,150
April 29	Vancouver at Winnipeg	3-4 L (OT)	Adams	Essensa/McLean	15,569

VANCOUVER WON BEST OF SEVEN SERIES 4-2**1996 PLAYOFFS**

April 17	Winnipeg at Detroit	1-4 L	Fetisov	Khabibulin/Osgood	19,983
April 19	Winnipeg at Detroit	0-4 L	Coffey	Khabibulin/Osgood	19,983
April 21	Detroit at Winnipeg	4-1 W	Kilger	Khabibulin/Vernon	15,566
April 23	Detroit at Winnipeg	1-6 L	Larionov	Khabibulin/Vernon	15,567
April 26	Winnipeg at Detroit	3-1 W	Manson	Khabibulin/Osgood	19,983
April 28	Detroit at Winnipeg	1-4 L	Kozlov	Khabibulin/Vernon	15,567

DETROIT WON BEST OF SEVEN SERIES 4-2**1997 PLAYOFFS**

April 16	Phoenix at Anaheim	2-4 L	Selanne	Khabibulin/Hebert	17,174
April 18	Phoenix at Anaheim	2-4 L	Daigneault	Khabibulin/Hebert	17,174
April 20	Anaheim at Phoenix	4-1 W	Shannon	Khabibulin/Hebert	16,210
April 22	Anaheim at Phoenix	2-0 W	Corkum	Khabibulin/Hebert-Shtalenkov	16,210
April 24	Phoenix at Anaheim	5-2 W	Numminen	Khabibulin/Hebert	17,174
April 27	Anaheim at Phoenix	2-3 L (OT)	Kariya	Khabibulin/Hebert	16,210
April 29	Phoenix at Anaheim	0-3 L	Karpa	Khabibulin/Hebert	17,174

ANAHEIM WON BEST OF SEVEN SERIES 4-3**1998 PLAYOFFS**

April 22	Phoenix at Detroit	3-6 L	McCarty	Khabibulin-Waite/Osgood	19,983
April 24	Phoenix at Detroit	7-4 W	Roenick	Khabibulin/Osgood	19,983
April 26	Detroit at Phoenix	3-2 W	Roenick	Khabibulin/Osgood	16,210
April 28	Detroit at Phoenix	2-4 L	Macoun	Khabibulin-Waite/Osgood	16,210
April 30	Phoenix at Detroit	1-3 L	Kozlov	Waite/Osgood	19,983
May 3	Detroit at Phoenix	2-5 L	Shanahan	Waite/Osgood	16,210

DETROIT WON BEST OF SEVEN SERIES 4-2



DATE	OPPONENT	RESULT	GWG	GOALTENDERS	ATTEN.
------	----------	--------	-----	-------------	--------

1999 PLAYOFFS

April 22	St. Louis at Phoenix	1-3 L	Rivers	Khabibulin/Fuhr	16,210
April 24	St. Louis at Phoenix	4-3 W (OT)	Doan	Khabibulin/Fuhr	16,210
April 25	Phoenix at St. Louis	5-4 W	Doan	Khabibulin/Fuhr-McLennan	17,539
April 27	Phoenix at St. Louis	2-1 W	Drake	Khabibulin/Fuhr	19,529
April 30	St. Louis at Phoenix	1-2 L (OT)	Young	Khabibulin/Fuhr	16,210
May 2	Phoenix at St. Louis	3-5 L	Finley	Khabibulin/Fuhr	16,629
May 4	St. Louis at Phoenix	0-1 L (OT)	Turgeon	Khabibulin/Fuhr	16,210

ST. LOUIS WON BEST OF SEVEN SERIES 4-3**2000 PLAYOFFS**

April 13	Phoenix at Colorado	3-6 L	Ozolinsh	Burke/Roy	18,007
April 15	Phoenix at Colorado	1-3 L	Tanguay	Burke/Roy	18,007
April 17	Colorado at Phoenix	2-4 L	Deadmarsh	Burke/Roy	16,210
April 19	Colorado at Phoenix	3-2 W	Renberg	Burke/Roy	16,210
April 21	Phoenix at Colorado	1-2 L	Forsberg	Burke/Roy	18,007

COLORADO WON BEST OF SEVEN SERIES 4-1**2002 PLAYOFFS**

April 17	Phoenix at San Jose	1-2 L	Marleau	Burke/Nabokov	17,496
April 20	Phoenix at San Jose	3-1 W	Briere	Burke/Nabokov	17,496
April 22	San Jose at Phoenix	1-4 L	Graves	Burke/Nabokov	16,210
April 24	San Jose at Phoenix	1-2 L	Ricci	Burke/Nabokov	16,210
April 26	Phoenix at San Jose	1-4 L	Graves	Burke/Nabokov	17,496

SAN JOSE WON BEST OF SEVEN SERIES 4-1**2010 PLAYOFFS**

April 14	Detroit at Phoenix	3-2 W	Morris	Bryzgalov/Howard	17,125
April 16	Detroit at Phoenix	4-7 L	Zetterberg	Bryzgalov/Howard	17,386
April 18	Phoenix at Detroit	4-2 W	Prucha	Bryzgalov/Howard	20,066
April 20	Phoenix at Detroit	0-3 L	Zetterberg	Bryzgalov/Howard	20,066
April 23	Detroit at Phoenix	1-4 L	Holmstrom	Bryzgalov/Howard	17,458
April 25	Phoenix at Detroit	5-2 W	Vrbata	Bryzgalov/Howard	20,066
April 27	Detroit at Phoenix	1-6 L	Datsyuk	Bryzgalov/Howard	17,543

DETROIT WON BEST OF SEVEN SERIES 4-3**2011 PLAYOFFS**

April 13	Phoenix at Detroit	2-4 L	Rafalski	Bryzgalov/Howard	20,066
April 16	Phoenix at Detroit	3-4 L	Holmstrom	Bryzgalov/Howard	20,066
April 18	Detroit at Phoenix	2-4 L	Filppula	Bryzgalov/Howard	17,130
April 20	Detroit at Phoenix	3-6 L	Cleary	Bryzgalov/Howard	17,314

DETROIT WON BEST OF SEVEN SERIES 4-0**2012 PLAYOFFS**

April 12	Chicago at Phoenix	3-2 W	Hanzal	Smith/Crawford	17,138
April 14	Chicago at Phoenix	4-3 L	Bickell	Smith/Crawford	17,539
April 17	Phoenix at Chicago	3-2 W	Boedker	Smith/Crawford	21,627
April 19	Phoenix at Chicago	3-2 W	Boedker	Smith/Crawford	22,111
April 21	Chicago at Phoenix	2-1 L	Toews	Smith/Crawford	17,746
April 23	Phoenix at Chicago	4-0 W	Ekman-Larsson	Smith/Crawford	21,636

PHOENIX WON BEST OF SEVEN SERIES 4-2

April 27	Nashville at Phoenix	4-3 W	Whitney	Smith/Rinne	17,187
April 29	Nashville at Phoenix	5-3 W	Pyatt	Smith/Rinne	17,217
May 2	Phoenix at Nashville	2-0 L	Legwand	Smith/Rinne	17,113
May 4	Phoenix at Nashville	1-0 W	Doan	Smith/Rinne	17,113
May 7	Nashville at Phoenix	2-1 W	Hanzal	Smith/Rinne	17,182

PHOENIX WON BEST OF SEVEN SERIES 4-1



DATE	OPPONENT	RESULT	GWG	GOALTENDERS	ATTEN.
2012 PLAYOFFS (cont'd)					
May 13	Los Angeles at Phoenix	2-4 L	Brown	Smith/Quick	17,134
May 15	Los Angeles at Phoenix	0-4 L	Carter	Smith/Quick	17,149
May 17	Phoenix at Los Angeles	1-2 L	King	Smith/Quick	18,367
May 20	Phoenix at Los Angeles	2-0 W	Doan	Smith/Quick	18,402
May 22	Los Angeles at Phoenix	3-4 L	Penner	Smith/Quick	17,148

LOS ANGELES WON BEST OF SEVEN SERIES 4-1

ALL-TIME PLAYOFF SERIES

SEASON	SERIES	GAMES	RESULT	SEASON	SERIES	GAMES	RESULT
1979-80	Did not qualify for playoffs			1997-98	Western Conference Quarterfinals	2-4	Lost to Detroit
1980-81	Did not qualify for playoffs			1998-99	Western Conference Quarterfinals	3-4	Lost to St. Louis
1981-82	Norris Division Semifinals	1-3	Lost to St. Louis	1999-00	Western Conference Quarterfinals	1-4	Lost to Colorado
1982-83	Smythe Division Semifinals	0-3	Lost to Edmonton	2000-01	Did not qualify for playoffs		
1983-84	Smythe Division Semifinals	0-3	Lost to Edmonton	2001-02	Western Conference Quarterfinals	1-4	Lost to San Jose
1984-85	Smythe Division Semifinals	3-1	Defeated Calgary	2002-03	Did not qualify for playoffs		
	Smythe Division Finals	0-4	Lost to Edmonton	2003-04	Did not qualify for playoffs		
1985-86	Smythe Division Semifinals	0-3	Lost to Calgary	2005-06	Did not qualify for playoffs		
1986-87	Smythe Division Semifinals	4-2	Defeated Calgary	2006-07	Did not qualify for playoffs		
	Smythe Division Finals	0-4	Lost to Edmonton	2007-08	Did not qualify for playoffs		
1987-88	Smythe Division Semifinals	1-4	Lost to Edmonton	2008-09	Did not qualify for playoffs		
1988-89	Did not qualify for playoffs			2009-10	Western Conference Quarterfinals	3-4	Lost to Detroit
1989-90	Smythe Division Semifinals	3-4	Lost to Edmonton	2010-11	Western Conference Quarterfinals	4-0	Lost to Detroit
1991-92	Smythe Division Semifinals	3-4	Lost to Vancouver	2011-12	Western Conference Quarterfinals	4-2	Defeated Chicago
1992-93	Smythe Division Semifinals	2-4	Lost to Vancouver		Western Conference Semifinals	4-1	Defeated Nashville
1993-94	Did not qualify for playoffs				Western Conference Final	1-4	Lost to Los Angeles
1994-95	Did not qualify for playoffs			2012-13	Did not qualify for playoffs		
1995-96	Western Conference Quarterfinals	2-4	Lost to Detroit	2013-14	Did not qualify for playoffs		
1996-97	Western Conference Quarterfinals	3-4	Lost to Anaheim				
PLAYOFF WIN/LOSS RECORD BY GAMES: 41-78				SERIES RECORD IN FIRST ROUND: 3-16			
PLAYOFF WIN/LOSS RECORD BY SERIES: 4-19				SERIES RECORD IN SECOND ROUND: 1-2			
				SERIES RECORD IN THIRD ROUND: 0-1			
				SERIES RECORD IN FINAL ROUND: 0-0			
				DIVISION CHAMPIONSHIPS: 1			
				CONFERENCE CHAMPIONSHIPS: 0			
				STANLEY CUP CHAMPIONSHIPS: 0			



1981-82 WINNIPEG JETS

PLAYER	GP	G	A	PTS	PIM
Dale Hawerchuk	4	1	7	8	5
Paul MacLean	4	3	2	5	20
Moe Mantha	4	1	3	4	16
Thomas Steen	4	0	4	4	2
Willy Lindstrom	4	2	1	3	2
Lucien Deblois	4	2	1	3	4
Dave Babych	4	1	2	3	29
Norm Dupont	4	2	0	2	0
Bengt Lundholm	4	1	1	2	2
Morris Lukowich	4	0	2	2	16
Tim Watters	4	0	1	1	8
Dave Christian	4	0	1	1	2
Don Spring	4	0	0	0	4
Jimmy Mann	3	0	0	0	7
Larry Hopkins	4	0	0	0	2
Serge Savard	4	0	0	0	2
Doug Smail	4	0	0	0	0
Tim Trimper	1	0	0	0	0
Rick Bowness	1	0	0	0	0

GOALTENDER	GP	MIN	GAA	W-L	SO	GA	SA	SV%
Doug Soetaert	2	120	4.00	1-1	0	8	62	.871
Ed Staniowski	2	120	6.00	0-2	0	12	42	.714

1982-83 WINNIPEG JETS

PLAYER	GP	G	A	PTS	PIM
Dale Hawerchuk	3	1	4	5	8
Moe Mantha	2	2	2	4	0
Ron Wilson	3	2	2	4	2
Paul MacLean	3	1	2	3	6
Norm Dupont	1	1	1	2	0
Thomas Steen	3	0	2	2	0
Bryan Maxwell	3	1	0	1	23
Brian Mullen	3	1	0	1	0
Laurie Boschman	3	0	1	1	12
Bengt Lundholm	3	0	1	1	2
Jimmy Mann	1	0	0	0	0
Doug Soetaert	1	0	0	0	0
Scott Arniel	2	0	0	0	0
Larry Hopkins	2	0	0	0	0
Don Spring	2	0	0	0	6
Dave Babych	3	0	0	0	0
Lucien Deblois	3	0	0	0	5
Brian Hayward	3	0	0	0	0
Dave Christian	3	0	0	0	0
Serge Savard	3	0	0	0	2
Doug Smail	3	0	0	0	6
Tim Watters	3	0	0	0	2

GOALTENDER	GP	MIN	GAA	W-L	SO	GA	SA	SV%
Doug Soetaert	1	20	0	0-0	0	0	10	1
Brian Hayward	3	160	5.25	0-3	0	14	84	0.833

1983-84 WINNIPEG JETS

PLAYER	GP	G	A	PTS	PIM
Brian Mullen	3	0	3	3	6
Andrew McBain	3	2	0	2	0
Dale Hawerchuk	3	1	1	2	0
Dave Babych	3	1	1	2	0
Randy Carlyle	3	0	2	2	4
Paul MacLean	3	1	0	1	0
Moe Mantha	3	1	0	1	0
Tim Watters	3	1	0	1	2
Doug Smail	3	0	1	1	7
Tim Young	1	0	1	1	0
Laurie Boschman	3	0	1	1	5
Lucien Deblois	3	0	1	1	4
Thomas Steen	3	0	1	1	9
Scott Arniel	2	0	0	0	5
Jordy Douglas	1	0	0	0	2
Murray Eaves	2	0	0	0	2
Wade Campbell	3	0	0	0	7
Jim Kyte	3	0	0	0	11
Morris Lukowich	3	0	0	0	0
Robert Picard	3	0	0	0	12
Marc Behrend	2	0	0	0	0
Doug Soetaert	1	0	0	0	0
Mike Veisor	1	0	0	0	0

GOALTENDER	GP	MIN	GAA	W-L	SO	GA	SA	SV%
Marc Behrend	2	121	4.46	0-2	0	9	91	0.901
Mike Veisor	1	40	6	0-0	0	4	29	0.862
Doug Soetaert	1	20	15	0-1	0	5	19	0.737

1984-85 WINNIPEG JETS

PLAYER	GP	G	A	PTS	PIM
Dave Babych	8	2	7	9	6
Paul MacLean	8	3	4	7	4
Ron Wilson	8	4	2	6	2
Randy Carlyle	8	1	5	6	13
Dave Ellett	8	1	5	6	4
Thomas Steen	8	2	3	5	17
Bengt Lundholm	5	2	2	4	8
Robert Picard	8	2	2	4	8
Dale Hawerchuk	3	2	1	3	4
Laurie Boschman	8	2	1	3	21
Doug Smail	8	2	1	3	4
Scott Arniel	8	1	2	3	9
Brian Mullen	8	1	2	3	4
Andrew McBain	7	1	0	1	0
Murray Eaves	2	0	1	1	0
Jim Nill	8	0	1	1	28
Perry Turnbull	8	0	1	1	26
Tim Watters	8	0	1	1	16
Peter Taglianetti	1	0	0	0	0
Marc Behrend	4	0	0	0	0
Wade Campbell	3	0	0	0	2
Tom Martin	3	0	0	0	2
Brian Hayward	6	0	0	0	0
Jim Kyte	8	0	0	0	14

GOALTENDER	GP	MIN	GAA	W-L	SO	GA	SA	SV%
Marc Behrend	4	179	3.35	1-1	0	10	96	0.896
Brian Hayward	6	309	4.47	2-4	0	23	156	0.853

ALL-TIME PLAYOFF SCORING BY SEASON



2014-15 ARIZONA COYOTES

1985-86 WINNIPEG JETS

PLAYER	GP	G	A	PTS	PIM
Mario Marois	3	1	4	5	6
Brian Mullen	3	1	2	3	6
Dale Hawerchuk	3	0	3	3	0
Ray Neufeld	3	2	0	2	10
Thomas Steen	3	1	1	2	4
Paul MacLean	2	1	0	1	7
Bill Derlago	3	1	0	1	0
Doug Smail	3	1	0	1	0
Laurie Boschman	3	0	1	1	6
Dave Ellett	3	0	1	1	0
Perry Turnbull	3	0	1	1	11
Marc Behrend	1	0	0	0	0
Daniel Berthiaume	1	0	0	0	0
Dan Bouchard	1	0	0	0	2
Dave Silk	1	0	0	0	2
Ron Wilson	1	0	0	0	0
Brian Hayward	2	0	0	0	0
Bengt Lundholm	2	0	0	0	2
Scott Arniel	3	0	0	0	12
Brad Berry	3	0	0	0	0
Bobby Dollas	3	0	0	0	2
Jim Kyte	3	0	0	0	12
Jim Nill	3	0	0	0	4
Peter Taglianetti	3	0	0	0	2

GOALTENDER	GP	MIN	GAA	W-L	SO	GA	SA	SV%
Marc Behrend	1	12	0	0-0	0	0	7	1.00
Daniel Berthiaume	1	68	3.53	0-1	0	4	43	.907
Brian Hayward	2	68	5.29	0-1	0	6	31	.806
Dan Bouchard	1	40	7.5	0-1	0	5	22	.773

1986-87 WINNIPEG JETS

PLAYER	GP	G	A	PTS	PIM
Dale Hawerchuk	10	5	8	13	4
Dave Ellett	10	0	8	8	2
Paul MacLean	10	5	2	7	16
Thomas Steen	10	3	4	7	8
Brian Mullen	9	4	2	6	0
Randy Carlyle	10	1	5	6	22
Fredrik Olausson	10	2	3	5	4
Laurie Boschman	10	2	3	5	30
Doug Smail	10	4	0	4	10
Mario Marois	10	1	3	4	23
Jim Kyte	10	0	4	4	36
Ron Wilson	10	1	2	3	0
Gilles Hamel	8	2	0	2	2
Ray Neufeld	8	1	1	2	30
Andrew McBain	9	0	2	2	10
Iain Duncan	7	0	2	2	6
Tim Watters	10	0	1	1	21
Brad Berry	7	0	1	1	14
Jim Nill	2	0	0	0	7
Steve Rooney	8	0	0	0	34
Perry Turnbull	1	0	0	0	10

GOALTENDER	GP	MIN	GAA	W-L	SO	GA	SA	SV%
Daniel Berthiaume	8	437	2.87	4-4	0	21	210	.900
Eldon Reddick	3	166	3.61	0-2	0	10	73	.863

1987-88 WINNIPEG JETS

PLAYER	GP	G	A	PTS	PIM
Dale Hawerchuk	5	3	4	7	16
Andrew McBain	5	2	5	7	29
Thomas Steen	5	1	5	6	2
Ray Neufeld	5	2	2	4	6
Laurie Boschman	5	1	3	4	9
Mario Marois	5	0	4	4	6
Dave Ellett	5	1	2	3	10
Paul MacLean	5	2	0	2	23
Peter Taglianetti	5	1	1	2	12
Fredrik Olausson	5	1	1	2	0
Randy Carlyle	5	0	2	2	10
Doug Smail	5	1	0	1	22
Steve Rooney	5	1	0	1	33
Randy Gilhen	4	1	0	1	10
Iain Duncan	4	0	1	1	0
Paul Boutillier	5	0	0	0	15
Ron Wilson	1	0	0	0	2
Gilles Hamel	1	0	0	0	0
Mark Kumpel	4	0	0	0	4
Peter Douris	1	0	0	0	0
Brad Jones	1	0	0	0	0
Tim Watters	4	0	0	0	4

GOALTENDER	GP	MIN	GAA	W-L	SO	GA	SA	SV%
Daniel Berthiaume	5	300	5	1-4	0	25	154	.838

1989-90 WINNIPEG JETS

PLAYER	GP	G	A	PTS	PIM
Dale Hawerchuk	7	3	5	8	2
Thomas Steen	7	2	5	7	16
Pat Elynuik	7	2	4	6	2
Moe Mantha	7	1	5	6	2
Brent Ashton	7	3	1	4	2
Doug Evans	7	2	2	4	10
Greg Paslawski	7	1	3	4	0
Teppo Numminen	7	1	2	3	10
Dave Ellett	7	2	0	2	6
Paul Fenton	7	2	0	2	23
Mark Kumpel	7	2	0	2	2
Paul MacDermid	7	0	2	2	8
Fredrik Olausson	7	0	2	2	2
Doug Smail	5	1	0	1	0
Gord Donnelly	6	0	1	1	8
Dave McLlwain	7	0	1	1	2
Brad Berry	1	0	0	0	0
Laurie Boschman	2	0	0	0	2
Stephane Beauregard	4	0	0	0	0
Bob Essensa	4	0	0	0	0
Phil Sykes	4	0	0	0	0
Shawn Cronin	5	0	0	0	7
Peter Taglianetti	5	0	0	0	6

GOALTENDER	GP	MIN	GAA	W-L	SO	GA	SA	SV%
Stephane Beauregard	4	238	3.03	1-3	0	12	105	.886
Bob Essensa	4	206	3.5	2-1	0	12	100	.880



1991-92 WINNIPEG JETS

PLAYER	GP	G	A	PTS	PIM
Thomas Steen	7	2	4	6	2
Fredrik Olausson	7	1	5	6	4
Phil Housley	7	1	4	5	0
Aaron Broten	7	2	2	4	12
Pat Elynuik	7	2	2	4	4
Evgeny Davydov	7	2	2	4	2
Keith Tkachuk	7	3	0	3	30
Ed Olczyk	6	2	1	3	4
Randy Carlyle	5	1	0	1	6
Lucien Deblois	5	1	0	1	2
Darrin Shannon	7	0	1	1	10
Phil Sykes	7	0	1	1	9
Bob Essensa	1	0	0	0	0
Doug Evans	1	0	0	0	2
Luciano Borsato	1	0	0	0	0
Kris Draper	2	0	0	0	0
Mike Hartman	2	0	0	0	2
Dean Kennedy	2	0	0	0	0
Shawn Cronin	4	0	0	0	6
Mike Eagles	7	0	0	0	8
Mike Lalor	7	0	0	0	19
Troy Murray	7	0	0	0	2
Teppo Numminen	7	0	0	0	0
Rick Tabaracci	7	0	0	0	0
Igor Ulanov	7	0	0	0	39

GOALTENDER	GP	MIN	GAA	W-L	SO	GA	SA	SV%
Rick Tabaracci	7	387	4.03	3-4	0	26	212	.877
Bob Essensa	1	33	5.45	0-0	0	3	17	.824

1992-93 WINNIPEG JETS

PLAYER	GP	G	A	PTS	PIM
Phil Housley	6	0	7	7	2
Teemu Selanne	6	4	2	6	2
Darrin Shannon	6	2	4	6	6
Keith Tkachuk	6	4	0	4	14
Thomas Steen	6	1	3	4	2
Stu Barnes	6	1	3	4	2
Andy Brickley	1	1	1	2	0
Kris King	6	1	1	2	4
Teppo Numminen	6	1	1	2	2
Mike Lalor	4	0	2	2	4
Fredrik Olausson	6	0	2	2	2
Alexei Zhamnov	6	0	2	2	2
Tie Domi	6	1	0	1	23
Luciano Borsato	6	1	0	1	4
Mike Eagles	5	0	1	1	6
Russ Romaniuk	1	0	0	0	0
John Druce	2	0	0	0	0
Bryan Erickson	3	0	0	0	0
Evgeny Davydov	4	0	0	0	0
Igor Ulanov	4	0	0	0	4
Bob Essensa	6	0	0	0	2
Dean Kennedy	6	0	0	0	2
Sergei Bautin	6	0	0	0	2

GOALTENDER	GP	MIN	GAA	W-L	SO	GA	SA	SV%
Bob Essensa	6	367	3.27	2-4	0	20	183	.891

1995-96 WINNIPEG JETS

PLAYER	GP	G	A	PTS	PIM
Dave Manson	6	2	1	3	30
Alexei Zhamnov	6	2	1	3	8
Craig Janney	6	1	2	3	0
Ed Olczyk	6	1	2	3	6
Keith Tkachuk	6	1	2	3	22
Igor Korolev	6	0	3	3	0
Chad Kilger	4	1	0	1	0
Norm Maciver	6	1	0	1	2
Darrin Shannon	6	1	0	1	6
Kris King	5	0	1	1	4
Craig Muni	6	0	1	1	2
Mike Eastwood	6	0	1	1	2
Oleg Tverdovsky	6	0	1	1	0
Jim McKenzie	1	0	0	0	2
Craig Mills	1	0	0	0	0
Dallas Drake	3	0	0	0	0
Iain Fraser	4	0	0	0	0
Jeff Finley	6	0	0	0	4
Teppo Numminen	6	0	0	0	2
Mike Stapleton	6	0	0	0	21
Nikolai Khabibulin	6	0	0	0	0
Shane Doan	6	0	0	0	6

GOALTENDER	GP	MIN	GAA	W-L	SO	GA	SA	SV%
Nikolai Khabibulin	6	359	3.18	2-4	0	19	214	.911

1996-97 PHOENIX COYOTES

PLAYER	GP	G	A	PTS	PIM
Cliff Ronning	7	0	7	7	12
Keith Tkachuk	7	6	0	6	7
Teppo Numminen	7	3	3	6	0
Jeremy Roenick	6	2	4	6	4
Darrin Shannon	7	3	1	4	4
Bob Corkum	7	2	2	4	4
Mike Gartner	7	1	2	3	4
Craig Janney	7	0	3	3	4
Deron Quint	7	0	2	2	0
Dallas Drake	7	0	1	1	2
Oleg Tverdovsky	7	0	1	1	0
Murray Baron	1	0	0	0	0
Jeff Finley	1	0	0	0	2
Igor Korolev	1	0	0	0	0
Jocelyn Lemieux	2	0	0	0	4
Shane Doan	4	0	0	0	2
Jim Johnson	6	0	0	0	4
Gerald Diduck	7	0	0	0	10
Kris King	7	0	0	0	17
Jim McKenzie	7	0	0	0	2
Jayson More	7	0	0	0	7
Mike Stapleton	7	0	0	0	14
Nikolai Khabibulin	7	0	0	0	6

GOALTENDER	GP	MIN	GAA	W-L	SO	GA	SA	SV%
Nikolai Khabibulin	7	426	2.11	3-4	1	15	222	.932



1997-98 PHOENIX COYOTES

PLAYER	GP	G	A	PTS	PIM
Rick Tocchet	6	6	2	8	25
Jeremy Roenick	6	5	3	8	4
Oleg Tverdovsky	6	0	7	7	0
Keith Tkachuk	6	3	3	6	10
Cliff Ronning	6	1	3	4	4
Craig Janney	6	0	3	3	0
Murray Baron	6	0	2	2	6
Gerald Diduck	6	0	2	2	20
Mike Gartner	5	1	0	1	18
Bob Corkum	6	1	0	1	4
Shane Doan	6	1	0	1	6
Dallas Drake	4	0	1	1	2
Nikolai Khabibulin	4	0	1	1	0
Darrin Shannon	5	0	1	1	4
Norm Maciver	6	0	1	1	2
Mark Janssens	1	0	0	0	2
Jim McKenzie	1	0	0	0	0
Teppo Numminen	1	0	0	0	0
Jim Cummins	3	0	0	0	4
Jimmy Waite	4	0	0	0	0
Brad Isbister	5	0	0	0	2
Michel Petit	5	0	0	0	8
Keith Carney	6	0	0	0	4
Mike Stapleton	6	0	0	0	2

GOALTENDER	GP	MIN	GAA	W-L	SO	GA	SA	SV%
Jimmy Waite	4	171	3.86	0-3	0	11	97	.887
Nikolai Khabibulin	4	185	4.22	2-1	0	13	106	.877

1998-99 PHOENIX COYOTES

PLAYER	GP	G	A	PTS	PIM
Dallas Drake	7	4	3	7	4
Shane Doan	7	2	2	4	6
Robert Reichel	7	1	3	4	2
Keith Tkachuk	7	1	3	4	13
Teppo Numminen	7	2	1	3	4
Keith Carney	7	1	2	3	10
Rick Tocchet	7	0	3	3	8
Louie DeBrusk	6	2	0	2	6
Stephen Leach	7	1	1	2	2
Juha Ylonen	2	0	2	2	2
Brian Noonan	5	0	2	2	4
Oleg Tverdovsky	6	0	2	2	6
Greg Adams	3	1	0	1	0
Mike Stapleton	7	1	0	1	0
Jim Cummins	3	0	1	1	0
Stan Neckar	6	0	1	1	4
Bob Corkum	7	0	1	1	4
Jyrki Lumme	7	0	1	1	6
Jeremy Roenick	1	0	0	0	0
Brad Tiley	1	0	0	0	0
Tavis Hansen	2	0	0	0	0
Gerald Diduck	3	0	0	0	2
Mike Sullivan	5	0	0	0	2
J.J. Daigneault	6	0	0	0	8
Nikolai Khabibulin	7	0	0	0	2

GOALTENDER	GP	MIN	GAA	W-L	SO	GA	SA	SV%
Nikolai Khabibulin	7	449	2.41	3-4	0	18	236	.924

1999-2000 PHOENIX COYOTES

PLAYER	GP	G	A	PTS	PIM
Jeremy Roenick	5	2	2	4	10
Travis Green	5	2	1	3	2
Shane Doan	4	1	2	3	8
Benoit Hogue	5	1	2	3	2
Mikael Renberg	5	1	2	3	4
Trevor Letowski	5	1	1	2	4
Teppo Numminen	5	1	1	2	0
Keith Tkachuk	5	1	1	2	4
Dallas Drake	5	0	1	1	4
Jyrki Lumme	5	0	1	1	2
Radoslav Suchy	5	0	1	1	0
Mike Sullivan	5	0	1	1	0
Daniel Briere	1	0	0	0	0
J.J. Daigneault	1	0	0	0	0
Juha Ylonen	1	0	0	0	0
Louie DeBrusk	3	0	0	0	0
Greg Adams	5	0	0	0	0
Sean Burke	5	0	0	0	0
Stan Neckar	5	0	0	0	0
Mika Alatalo	5	0	0	0	2
Keith Carney	5	0	0	0	17
Lyle Odelein	5	0	0	0	16

GOALTENDER	GP	MIN	GAA	W-L	SO	GA	SA	SV%
Sean Burke	5	296	3.24	1-4	0	16	167	.904

2001-02 PHOENIX COYOTES

PLAYER	GP	G	A	PTS	PIM
Shane Doan	5	2	2	4	6
Daniel Briere	5	2	1	3	2
Mike Johnson	5	1	1	2	6
Sean Burke	5	0	2	2	0
Denis Pederson	5	0	2	2	0
Todd Simpson	5	0	2	2	6
Daymond Langkow	5	1	0	1	0
Radoslav Suchy	5	1	0	1	0
Dan Focht	1	0	1	1	0
Drake Berehowsky	5	0	1	1	4
Branko Radivojevic	1	0	0	0	2
Krystofer Kolanos	2	0	0	0	6
Andrei Nazarov	3	0	0	0	2
Teppo Numminen	4	0	0	0	2
Landon Wilson	4	0	0	0	12
Claude Lemieux	5	0	0	0	2
Brad May	5	0	0	0	0
Brian Savage	5	0	0	0	0
Michal Handzus	5	0	0	0	2
Paul Mara	5	0	0	0	4
Ladislav Nagy	5	0	0	0	21
Ossi Vaananen	5	0	0	0	6

GOALTENDER	GP	MIN	GAA	W-L	SO	GA	SA	SV%
Sean Burke	5	297	2.63	1-4	0	13	133	.902



2009-10 PHOENIX COYOTES

PLAYER	GP	G	A	PTS	PIM
Matthew Lombardi	7	1	5	6	2
Wojtek Wolski	7	4	1	5	0
Keith Yandle	7	2	3	5	4
Radim Vrbata	7	2	2	4	4
Derek Morris	7	1	3	4	11
Petr Prucha	7	1	2	3	4
Martin Hanzal	7	0	3	3	10
Taylor Pyatt	7	1	1	2	2
Vernon Fiddler	6	1	1	2	14
Shane Doan	3	1	1	2	4
Lee Stempniak	7	0	2	2	0
Zbynek Michalek	7	0	2	2	2
Adrian Aucoin	7	0	2	2	10
Ed Jovanovski	7	1	0	1	4
Lauri Korpikoski	7	1	0	1	2
Sami Lepisto	7	1	0	1	0
Mathieu Schneider	3	1	0	1	0
Robert Lang	4	0	1	1	0
Daniel Winnik	7	0	0	0	0
Petteri Nokelainen	5	0	0	0	2

GOALTENDER	GP	MIN	GAA	W-L	SO	GA	SA	SV%
Ilya Bryzgalov	7	419	3.44	3-4	0	24	255	.906

2010-11 PHOENIX COYOTES

PLAYER	GP	G	A	PTS	PIM
Shane Doan	4	3	2	5	6
Radim Vrbata	4	2	3	5	0
Keith Yandle	4	0	5	5	0
Ray Whitney	4	1	2	3	2
Kyle Turris	4	1	2	3	2
Martin Hanzal	4	1	2	3	8
David Schlemko	7	1	0	1	4
Taylor Pyatt	4	1	0	1	0
Lauri Korpikoski	4	0	1	1	2
Mikkel Boedker	4	0	1	1	2
Ed Jovanovski	4	0	1	1	2
Lee Stempniak	4	0	0	0	0
Rostislav Klesla	4	0	0	0	7
Michal Rozsival	4	0	0	0	2
Eric Belanger	4	0	0	0	2
Adrian Aucoin	4	0	0	0	2
Vernon Fiddler	4	0	0	0	0
Andrew Ebbett	3	0	0	0	0
Paul Bissonnette	1	0	0	0	0

GOALTENDER	GP	MIN	GAA	W-L	SO	GA	SA	SV%
Ilya Bryzgalov	4	234	4.36	0-4	0	17	140	.879

2011-12 PHOENIX COYOTES

PLAYER	GP	G	A	PTS	PIM
Antoine Vermette	16	5	5	10	24
Shane Doan	16	5	4	9	41
Keith Yandle	16	1	8	9	10
Mikkel Boedker	16	4	4	8	0
Rostislav Klesla	15	2	6	8	4
Ray Whitney	16	2	5	7	10
Daymond Langkow	16	1	6	7	4
Taylor Pyatt	16	4	2	6	2
Martin Hanzal	12	3	3	6	29
Derek Morris	16	2	4	6	24
Radim Vrbata	16	2	3	5	8
Oliver Ekman-Larsson	16	1	3	4	8
Kyle Chipchura	15	1	3	4	7
Gilbert Brule	12	2	1	3	0
Raffi Torres	3	1	1	2	2
Marc-Antoine Pouliot	8	1	1	2	2
Boyd Gordon	16	0	2	2	6
Adrian Aucoin	11	0	2	2	10
Michal Rozsival	15	0	0	0	2
Lauri Korpikoski	11	0	0	0	2
David Schlemko	5	0	0	0	0
Paul Bissonnette	3	0	0	0	15
*Michael Stone	2	0	0	0	0

GOALTENDER	GP	MIN	GAA	W-L	SO	GA	SA	SV%
Mike Smith	16	1027	1.99	9-7	3	34	602	.944

ALL-TIME PLAYOFF SCORING BY POINTS



2014-15 ARIZONA COYOTES

#	PLAYER	GP	G	A	PTS	PIM	#	PLAYER	GP	G	A	PTS	PIM
1	Dale Hawerchuk	38	16	33	49	39	63	Daniel Briere	6	2	1	3	2
2	Thomas Steen	56	12	32	44	62	64	Gilbert Brule	12	2	1	3	0
3	Shane Doan	55	15	13	28	85	65	Benoit Hogue	5	1	2	3	2
4	Keith Tkachuk	44	19	9	28	100	66	Mikael Renberg	5	1	2	3	4
5	Paul MacLean	35	16	10	26	76	67	Petr Prucha	7	1	2	3	4
6	Dave Ellett	33	4	16	20	22	68	Keith Carney	18	1	2	3	31
7	Keith Yandle	27	3	16	19	14	69	Scott Arniel	18	1	2	3	26
8	Jeremy Roenick	18	9	9	18	18	70	Kris King	18	1	2	3	25
9	Fredrik Olausson	35	4	13	17	12	71	Tim Watters	28	1	2	3	49
10	Randy Carlyle	31	3	14	17	51	72	Igor Korolev	7	0	3	3	0
11	Teppo Numminen	50	8	8	16	20	73	Iain Duncan	11	0	3	3	6
12	Brian Mullen	26	7	9	16	16	74	Kyle Turris	4	1	2	3	2
13	Moe Mantha	16	5	10	15	18	75	Paul Fenton	7	2	0	2	23
14	Laurie Boschman	34	5	10	15	87	76	Louie DeBrusk	9	2	0	2	6
15	David Babych	18	4	10	14	35	77	Gilles Hamel	9	2	0	2	2
16	Radim Vrbata	27	6	8	14	12	78	Mark Kumpel	11	2	0	2	6
17	Ron Wilson	23	7	6	13	6	79	Mike Lalor	11	2	0	2	23
18	Darrin Shannon	31	6	7	13	30	80	Andy Brickley	1	1	1	2	0
19	Mario Marois	18	2	11	13	35	81	Raffi Torres	3	1	1	2	2
20	Andrew McBain	24	5	7	12	39	82	Trevor Letowski	5	1	1	2	4
21	Martin Hanzal	23	4	8	12	47	83	Mike Johnson	5	1	1	2	6
22	Phil Housley	13	1	11	12	2	84	Vernon Fiddler	10	1	1	2	14
23	Doug Smail	41	9	2	11	49	85	Stephen Leach	7	1	1	2	2
24	Rick Tocchet	13	6	5	11	33	86	Marc-Antoine Pouliot	8	1	1	2	2
25	Cliff Ronning	13	1	10	11	16	87	Radoslav Suchy	10	1	1	2	0
26	Oleg Tverdovsky	25	0	11	11	6	88	Norm Maciver	12	1	1	2	4
27	Pat Elynuik	14	4	6	10	6	89	Peter Taglianetti	14	1	1	2	20
28	Antoine Vermette	16	5	5	10	24	90	Juha Ylonen	3	0	2	2	2
29	Ray Whitney	20	3	7	10	12	91	Brian Noonan	5	0	2	2	4
30	Derek Morris	23	3	7	10	35	92	Denis Pederson	5	0	2	2	0
31	Dallas Drake	26	4	6	10	12	93	Todd Simpson	5	0	2	2	6
32	Ray Neufeld	18	6	3	9	46	94	Murray Baron	7	0	2	2	6
33	Craig Janney	19	1	8	9	4	95	Morris Lukowich	7	0	2	2	16
34	Mikkel Boedker	20	4	5	9	2	96	Paul MacDermid	7	0	2	2	8
35	Taylor Pyatt	27	6	3	9	4	97	Zbynek Michalek	7	0	2	2	2
36	Rostislav Klesla	19	2	6	8	17	98	Deron Quint	7	0	2	2	0
37	Daymond Langkow	21	2	6	8	4	99	Lee Stempniak	11	0	2	2	2
38	Bengt Lundholm	14	3	4	7	14	100	Sean Burke	10	0	2	2	0
39	Teemu Selanne	6	4	2	6	2	101	Perry Turnbull	12	0	2	2	47
40	Eddie Olczyk	12	3	3	6	10	102	Jyrki Lumme	12	0	2	2	8
41	Bob Corkum	20	3	3	6	12	103	Boyd Gordon	16	0	2	2	6
42	Matthew Lombardi	7	1	5	6	2	104	Gerald Diduck	16	0	2	2	32
43	Wojtek Wolski	7	4	1	5	0	105	Ed Jovanovski	11	1	1	2	6
44	Lucien Deblois	15	3	2	5	15	106	Lauri Korpikoski	22	1	1	2	8
45	Alexei Zhamnov	12	2	3	5	10	107	Bill Derlago	3	1	0	1	0
46	Norm Dupont	5	3	1	4	0	108	Bryan Maxwell	3	1	0	1	23
47	Brent Ashton	7	3	1	4	2	109	Mathieu Schneider	3	1	0	1	0
48	Aaron Broten	7	2	2	4	12	110	Randy Gilhen	4	1	0	1	10
49	Doug Evans	8	2	2	4	12	111	Chad Kilger	4	1	0	1	0
50	Evgeny Davydov	11	2	2	4	2	112	David Schlemko	9	1	0	1	4
51	Robert Picard	11	2	2	4	20	113	Tie Domi	6	1	0	1	23
52	Mike Gartner	12	2	2	4	22	114	Luciano Borsato	7	1	0	1	4
53	Stu Barnes	6	1	3	4	2	115	Sami Lepisto	7	1	0	1	0
54	Kyle Chipchura	15	1	3	4	7	116	Greg Adams	8	1	0	1	0
55	Oliver Ekman-Larsson	16	1	3	4	8	117	Steve Rooney	13	1	0	1	67
56	Greg Paslawski	7	1	3	4	0	118	Mike Stapleton	26	1	0	1	37
57	Robert Reichel	7	1	3	4	2	119	Tim Young	1	0	1	1	0
58	Adrian Aucoin	22	0	4	4	22	120	Dan Focht	1	0	1	1	0
59	Jim Kyte	24	0	4	4	73	121	Murray Eaves	4	0	1	1	2
60	Willy Lindstrom	4	2	1	3	2	122	Robert Lang	4	0	1	1	0
61	Travis Green	5	2	1	3	2	123	Drake Berehowsky	5	0	1	1	4
62	Dave Manson	6	2	1	3	30	124	Jim Cummins	6	0	1	1	4



#	PLAYER	GP	G	A	PTS	PIM	#	PLAYER	GP	G	A	PTS	PIM
125	Gord Donnelly	6	0	1	1	8	166	Iain Fraser	4	0	0	0	0
126	Mike Eastwood	6	0	1	1	2	167	Jimmy Mann	4	0	0	0	7
127	Craig Muni	6	0	1	1	2	168	Doug Soetaert	4	0	0	0	0
128	Dave Christian	7	0	1	1	2	169	Jimmy Waite	4	0	0	0	0
129	Dave McLlwain	7	0	1	1	2	170	Landon Wilson	4	0	0	0	12
130	Mike Sullivan	10	0	1	1	2	171	Paul Boutilier	5	0	0	0	15
131	Stan Neckar	11	0	1	1	4	172	Brad Isbister	5	0	0	0	2
132	Brad Berry	11	0	1	1	14	173	Michel Petit	5	0	0	0	8
133	Phil Sykes	11	0	1	1	9	174	Mika Alatalo	5	0	0	0	2
134	Mike Eagles	12	0	1	1	14	175	Lyle Odelein	5	0	0	0	16
135	Jim Nill	14	0	1	1	39	176	Claude Lemieux	5	0	0	0	2
136	Mike Smith	16	0	1	1	14	177	Brad May	5	0	0	0	0
137	Nikolai Khabibulin	24	0	1	1	8	178	Brian Savage	5	0	0	0	0
138	Dan Bouchard	1	0	0	0	2	179	Michal Handzus	5	0	0	0	2
139	Jordy Douglas	1	0	0	0	2	180	Paul Mara	5	0	0	0	4
140	Peter Douris	1	0	0	0	0	181	Ladislav Nagy	5	0	0	0	21
141	Mark Janssens	1	0	0	0	2	182	Petteri Nokelainen	5	0	0	0	2
142	Brad Jones	1	0	0	0	0	183	Ossi Vaananen	5	0	0	0	6
143	Craig Mills	1	0	0	0	0	184	Wade Campbell	6	0	0	0	9
144	Russ Romaniuk	1	0	0	0	0	185	Larry Hopkins	6	0	0	0	2
145	Dave Silk	1	0	0	0	2	186	Jim Johnson	6	0	0	0	4
146	Brad Tiley	1	0	0	0	0	187	Don Spring	6	0	0	0	10
147	Tim Trimper	1	0	0	0	0	188	J.J. Daigneault	7	0	0	0	8
148	Mike Veisor	1	0	0	0	0	189	Marc Behrend	7	0	0	0	0
149	Branko Radivojevic	1	0	0	0	2	190	Jeff Finley	7	0	0	0	6
150	Michael Stone	2	0	0	0	0	191	Jayson More	7	0	0	0	7
151	Kris Draper	2	0	0	0	0	192	Troy Murray	7	0	0	0	2
152	John Druce	2	0	0	0	0	193	Serge Savard	7	0	0	0	4
153	Tavis Hansen	2	0	0	0	0	194	Rick Tabaracci	7	0	0	0	0
154	Mike Hartman	2	0	0	0	2	195	Daniel Winnik	7	0	0	0	0
155	Jocelyn Lemieux	2	0	0	0	4	196	Dean Kennedy	8	0	0	0	2
156	Ed Staniowski	2	0	0	0	0	197	Shawn Cronin	9	0	0	0	13
157	Krystofer Kolanos	2	0	0	0	6	198	Jim McKenzie	9	0	0	0	4
158	Andrew Ebbett	3	0	0	0	0	199	Ilya Bryzgalov	11	0	0	0	0
159	Bobby Dollas	3	0	0	0	2	200	Bob Essensa	11	0	0	0	2
160	Bryan Erickson	3	0	0	0	0	201	Brian Hayward	11	0	0	0	0
161	Tom Martin	3	0	0	0	2	202	Igor Ulanov	11	0	0	0	43
162	Eldon Reddick	3	0	0	0	0	203	Daniel Berthiaume	14	0	0	0	0
163	Andrei Nazarov	3	0	0	0	2	204	Michal Rozsival	19	0	0	0	4
164	Paul Bissonnette	4	0	0	0	15	205	Stephane Beauregard	40	0	0	0	0
165	Eric Belanger	4	0	0	0	2							

ALL-TIME PLAYOFF GOALTENDING

PLAYER	YEAR	GP	MIN	GAA	W	L	SO	GA	SA	SV%
Mike Smith	2011-12	16	1027	1.99	9	7	3	34	602	.944
Nikolai Khabibulin	1995-96 to 1998-99	24	1419	2.75	10	13	1	65	778	.916
Sean Burke	1999-00 to 2001-02	10	593	2.93	2	8	0	29	300	.903
Stephane Beauregard	1989-90	4	238	3.03	1	3	0	12	105	.886
Bob Essensa	1989-90 to 1992-93	11	606	3.47	4	5	0	35	300	.883
Eldon Reddick	1986-87	3	166	3.61	0	2	0	10	73	.863
Marc Behrend	1983-84 to 1985-86	7	312	3.65	1	3	0	19	194	.902
Daniel Berthiaume	1985-86 to 1987-88	14	805	3.73	5	9	0	50	407	.877
Jimmy Waite	1997-98	4	171	3.86	0	3	0	11	97	.887
Ilya Bryzgalov	2009-10 to 2010-11	11	653	3.90	3	8	0	41	395	.896
Rick Tabaracci	1991-92	7	387	4.03	3	4	0	26	212	.877
Brian Hayward	1982-83 to 1985-86	11	537	4.80	2	8	0	43	271	.841
Doug Soetaert	1981-82 to 1983-84	4	160	4.88	1	2	0	13	91	.857
Ed Staniowski	1981-82	2	120	6.00	0	2	0	12	42	.714
Mike Veisor	1983-84	1	40	6.00	0	0	0	4	29	.862
Dan Bouchard	1985-86	1	40	7.50	0	1	0	5	22	.773

ALL-TIME CAREER PLAYOFF LEADERS



2014-15 ARIZONA COYOTES

GAMES PLAYED

1. Thomas Steen	56
2. Shane Doan	55
3. Teppo Numminen	50
4. Keith Tkachuk	44
5. Doug Smail	41
6. Stephane Beauregard	40
7. Dale Hawerchuk	38
8. Paul MacLean	35
Fredrik Olausson	35
10. Laurie Boschman	34

GOALS

1. Keith Tkachuk	19
2. Dale Hawerchuk	16
Paul MacLean	16
4. Shane Doan	15
5. Thomas Steen	12
6. Jeremy Roenick	9
Doug Smail	9
8. Teppo Numminen	8
9. Brian Mullen	7
Ron Wilson	7

ASSISTS

1. Dale Hawerchuk	33
2. Thomas Steen	32
3. Dave Ellett	16
Keith Yandle	16
5. Randy Carlyle	14
6. Shane Doan	13
Fredrik Olausson	13
8. Mario Marois	11
Phil Housley	11
Oleg Tverdovsky	11

POINTS

1. Dale Hawerchuk	49
2. Thomas Steen	44
3. Keith Tkachuk	28
Shane Doan	28
5. Paul MacLean	26
6. Dave Ellett	20
7. Keith Yandle	19
8. Jeremy Roenick	18
9. Fredrik Olausson	17
Randy Carlyle	17

PENALTY MINUTES

1. Keith Tkachuk	100
2. Laurie Boschman	87
3. Shane Doan	85
4. Paul MacLean	76
5. Jim Kyte	73
6. Steve Rooney	67
7. Thomas Steen	62
8. Randy Carlyle	51
9. Tim Watters	49
Doug Smail	49

POWER-PLAY GOALS

1. Thomas Steen	7
Paul Maclean	7
3. Keith Tkachuk	5
Dale Hawerchuk	5
5. Shane Doan	4
Dave Ellett	4
Teppo Numminen	4
8. Antoine Vermette	3
Jeremy Roenick	3
Dave Babych	3

SHORTHANDED GOALS

1. Dale Hawerchuk	3
2. Bengt Lundholm	2
Brian Mullen	2
Doug Smail	2
Jeremy Roenick	2
Thomas Steen	2
7. Several tied with	1

GAME-WINNING GOALS

1. Shane Doan	4
2. Mikkel Boedker	2
Martin Hanzal	2
Gilles Hamel	2
Jeremy Roenick	2
Teemu Selanne	2
7. Several tied with	1

ALL-TIME CAREER PLAYOFF GOALTENDING LEADERS

GAMES PLAYED

1. Nikolai Khabibulin	24
2. Mike Smith	16
3. Daniel Berthiaume	14
4. Ilya Bryzgalov	11
Bob Essensa	11

MINUTES PLAYED

1. Nikolai Khabibulin	1419
2. Mike Smith	1027
3. Daniel Berthiaume	805
4. Ilya Bryzgalov	653
5. Bob Essensa	606

WINS

1. Nikolai Khabibulin	10
2. Mike Smith	9
3. Daniel Berthiaume	5
4. Bob Essensa	4
5. Ilya Bryzgalov	3
Rick Tabaracci	3

GOALS AGAINST AVERAGE

1. Mike Smith	1.99
2. Nikolai Khabibulin	2.75
3. Sean Burke	2.93
4. Stephane Beauregard	3.03
5. Bob Essensa	3.47

SAVE PERCENTAGE

1. Mike Smith	.944
2. Nikolai Khabibulin	.916
3. Sean Burke	.903
4. Marc Behrend	.902
5. Ilya Bryzgalov	.892



MOST GAMES

16 – 2012

WINS

9 – 2012

HOME

4 – 2012

ROAD

5 – 2012

LOSSES

7 – 2012

HOME

5 – 2012

ROAD

3 – 7 times (last 2000)

GOALS

37 – 2012 (17 vs. Chicago, 12 vs. NSH, 8 vs. LAK)

GOALS AGAINST

35 – 2 times (last 2012)

OVERTIME GAMES

7 – 2012

OVERTIME WINS

4 – 2012

CONSECUTIVE WINS

3 games – 3 times (last Apr. 23-29, 2012)

TEAM PLAYOFF RECORDS: SERIES

MOST GOALS:

22 – 1987 (vs. CGY) and 1990 (vs. EDM)

GOALS, 3-GAME SERIES:

9 – 1983 (vs. EDM)

GOALS, 4-GAME SERIES:

15 – 1985 (vs. CGY)

GOALS, 5-GAME SERIES:

17 – 1988 (vs. EDM)

GOALS, 6-GAME SERIES:

22 – 1987 (vs. CGY)

GOALS, 7-GAME SERIES:

22 – 1990 (vs. EDM)

GOALS, BOTH TEAMS:

46 – 1990 (WPG 22 vs. EDM 24) and 1992 (WPG 17 vs. VAN 29)

GOALS, BOTH TEAMS, 3-GAME SERIES:

25 – 1984 (WPG 7 vs. EDM 18)

GOALS, BOTH TEAMS, 4-GAME SERIES:

33 – 1982 (WPG 13 vs. STL 20) and 1985 (WPG 11 vs. EDM 22)

GOALS, BOTH TEAMS, 5-GAME SERIES:

42 – 1988 (WPG 17 vs. EDM 25)

GOALS, BOTH TEAMS, 6-GAME SERIES:

42 – 1998 (PHX 18 vs. DET 24)

GOALS, BOTH TEAMS, 7-GAME SERIES:

46 – 1990 (WPG 22 vs. EDM 24) and 1992 (WPG 17 vs. VAN 29)

POWER PLAY GOALS:

8 – 1987 (vs. CGY)

PENALTY MINUTES:

213 – 1988 (vs. EDM)

SHUTOUTS, BOTH TEAMS:

2 – 3 times (last: 2012 WCF PHX 1 vs. LAK 1)

FEWEST

GOALS, 3-GAME SERIES:

7 – 1984 (vs. EDM)

GOALS, 4-GAME SERIES:

9 – 1987 (vs. EDM)

GOALS, 5-GAME SERIES:

7 – 2002 (vs. SJ)

GOALS, 6-GAME SERIES:

10 – 1996 (vs. DET)

GOALS, 7-GAME SERIES:

16 – 1999 (vs. STL)

GOALS, BOTH TEAMS, 3-GAME SERIES:

23 – 1983 (WPG 9 vs. EDM 14) and 1986 (WPG 8 vs. CGY 15)

GOALS, BOTH TEAMS, 4-GAME SERIES:

26 – 1987 (WPG 9 vs. EDM 17)

GOALS, BOTH TEAMS, 5-GAME SERIES:

20 – 2002 (PHX 7 vs. SJ 13)

GOALS, BOTH TEAMS, 6-GAME SERIES:

29 – 2012 (PHX 17 vs. Chicago 12)

GOALS, BOTH TEAMS, 7-GAME SERIES:

34 – 1997 (PHX 17 vs. ANA 17)

PENALTY MINUTES:

41 – 2011 (vs. DET)

TEAM PLAYOFF RECORDS: GAME



2014-15 ARIZONA COYOTES

MOST GOALS

7 – (WPG 7 at EDM 5) – Apr. 4, 1990;
(PHX 7 at DET 4) – Apr. 24, 1998

GOALS, BOTH TEAMS

12 – (WPG 7 at EDM 5) – Apr. 4, 1990

GOALS AGAINST

9 – (WPG 2 at EDM 9) – Apr. 4, 1984

POWER-PLAY GOALS

4 – vs STL, Apr. 8, 1982

POWER-PLAY GOALS AGAINST

4 – at EDM, Apr. 12, 1988; vs DET, Apr. 23, 1996;
and vs DET, May 3, 1998

SHORTHANDED GOALS

2 – at CGY, Apr. 14, 1985; vs EDM, Apr. 9, 1988;
and at DET, Apr. 24, 1998

SHOTS

41 – at STL, Apr. 11, 1982; vs. LAK, May 22, 2012

SHOTS AGAINST

54 – at EDM, Apr. 5, 1984

PENALTY MINUTES

71 – vs. EDM, Apr. 9, 1988

PENALTY MINUTES, BOTH TEAMS

150 – (WPG 71 vs. EDM 79) – Apr. 9, 1988

LONGEST OVERTIME

21 minutes, 8 seconds – vs EDM, Apr. 10, 1990.
(Dave Ellett scored at
1:08 of 2nd overtime)

SHORTEST OVERTIME

25 seconds – at EDM, Apr. 5, 1984. (Randy Gregg
scored at 0:25 of 1st overtime)

FEWEST SHOTS

13 – vs DET, Apr. 28, 1996

SHOTS AGAINST

16 – vs EDM, Apr. 8, 1990

TEAM PLAYOFF RECORDS: PERIOD

MOST GOALS

4 – (WPG 6 vs CGY 1) – Apr. 16, 1987, 1st period
(WPG 5 at CGY 3) – Apr. 14, 1985, 2nd period
(WPG 5 vs STL 2) – Apr. 8, 1982, 2nd period
and (PHX 7 at DET 4) – Apr. 24, 1998, 2nd
period

GOALS AGAINST

6 – (WPG 4 at EDM 7) – Apr. 6, 1988, 3rd period

POWER-PLAY GOALS

3 – (WPG 5 vs STL 2) -- Apr. 8, 1982, 2nd period

POWER-PLAY GOALS AGAINST

3 – (WPG 1 vs DET 6) – Apr. 23, 1996, 2nd period
and (PHX 2 vs DET 5) – May 3, 1998, 2nd period

SHOTS

20 – (WPG 4 vs CGY 3) -- Apr. 12, 1987, 2nd period
and (PHX 3 vs DET 2) -- Apr. 14, 2010, 3rd
period

SHOTS AGAINST

20 – (WPG 4 at EDM 5) – Apr. 5, 1984, 3rd period
(WPG 3 at DET 1) – Apr. 26, 1996, 3rd period
(PHX 3 vs LAK 4) – May 22, 2012, 2nd period

PENALTY MINUTES

59 – (WPG 2 at STL 8) – Apr. 11, 1982, 2nd period

PENALTY MINUTES, BOTH TEAMS

110 – (WPG 59 at STL 51) – Apr. 11, 1982, 2nd
period

FEWEST SHOTS

1 – vs NSH, Apr. 27, 2012, 3rd period

SHOTS AGAINST

4 – at St. Louis, Apr. 10, 1982, 3rd period
– vs Anaheim, Apr. 22, 1997, 1st period
– vs Detroit, Apr. 30, 1998, 3rd period
– at Colorado, Apr. 21, 2000, 1st period
– at San Jose, Apr. 26, 2002, 3rd period
– vs Detroit, Apr. 23, 2010, 2nd period

FASTEST FOUR GOALS

9 minutes, 12 seconds – at Detroit, Apr. 24, 1998.
2nd period. Scorers: Rick
Tocchet, 4:39; Jeremy
Roenick, 7:13; Roenick,
13:24 and Keith Tkachuk,
13:51

THREE GOALS

4 minutes, 45 seconds – at St. Louis, Apr. 25,
1999, 1st period. Scorers:
Dallas Drake, 3:46; Keith
Tkachuk, 7:19; Louie
DeBrusk, 8:31

THREE GOALS, BOTH TEAMS

27 seconds – at Detroit, Apr. 24, 1998, 2nd period.
Scorers: Jeremy Roenick, Phoenix,
13:24; Mathieu Dandenault, Detroit,
13:32; Keith Tkachuk, Phoenix, 13:51

TWO GOALS

16 seconds – vs Calgary, Apr. 11, 1985, 2nd period.
Scorers: Dale Hawerchuk, 0:47;
Doug Smail, 1:03

TWO GOALS, BOTH TEAMS

8 seconds – at Detroit, Apr. 24, 1998, 2nd period.
Scorers: Jeremy Roenick, Phoenix,
13:24; Mathieu Dandenault, Detroit,
13:32

PLAYOFFS

**MOST
YEARS**

10 – Thomas Steen, 1982 - 1988, 1990, 1992, 1993

CONSECUTIVE YEARS

7 – Dale Hawerchuk, 1982 - 1988; Thomas Steen, 1982 - 1988;
Doug Smail, 1982 - 1988

GAMES

56 – Thomas Steen

GOALS

19 – Keith Tkachuk

ASSISTS

33 – Dale Hawerchuk

POINTS

49 – Dale Hawerchuk

OVERTIME GOALS

2 – Mikkel Boedker

THREE-OR-MORE GOAL GAMES

1 – Teemu Selanne, at Vancouver, Apr. 27, 1993

PENALTY MINUTES

100 – Keith Tkachuk

GAMES BY A GOALTENDER

24 – Nikolai Khabibulin

MINUTES BY A GOALTENDER

1,419 – Nikolai Khabibulin

INDIVIDUAL PLAYOFF RECORDS: SINGLE YEAR

**MOST
POINTS**

13 – Dale Hawerchuk, 1987,
5 goals, 8 assists in 10 games

POINTS, DEFENSEMAN

9 – Dave Babych, 1985, 2 goals and 7 assists in 8
games
Keith Yandle, 2012, 1 goal and 8 assists
in 16 games

POINTS, ROOKIE

8 – Dale Hawerchuk, 1982,
1 goal and 7 assists in 4 games

GOALS

6 – Keith Tkachuk, 1997, 7 games
Rick Tocchet, 1998, 6 games

GOALS, DEFENSEMAN

3 – Teppo Numminen, 1997, 7 games

GOALS, ROOKIE

4 – Teemu Selanne, 1993, 6 games
Keith Tkachuk, 1993, 6 games

GAME-WINNING GOALS

2 – Gilles Hamel, 1987, 8 games
Teemu Selanne, 1993, 6 games
Jeremy Roenick, 1998, 6 games
Shane Doan, 1999, 7 games
Shane Doan, 2012, 16 games
Mikkel Boedker, 2012, 16 games
Martin Hanzal, 2012, 12 games

OVERTIME GOALS

2 – Mikkel Boedker, 2012, 16 games

POWER-PLAY GOALS

3 – Dale Hawerchuk, 1987, 10 games
Rick Tocchet, 1998, 6 games
Antoine Vermette, 2012, 16 games

SHORTHANDED GOALS

2 – Bengt Lundholm, 1985, 5 games
Jeremy Roenick, 1998, 6 games

THREE-OR-MORE GOAL GAMES

1 – Teemu Selanne, 1993, 6 games

ASSISTS

8 – Dale Hawerchuk, 1987, 10 games
Dave Ellett, 1987, 10 games
Keith Yandle, 2012, 16 games

ASSISTS, DEFENSEMAN

8 – Dave Ellett, 1987, 10 games
Keith Yandle, 2012, 16 games

MINUTES PLAYED

1027 – Mike Smith, 2012, 16 games

WINS

9 – Mike Smith, 2012, 16 games

CONSECUTIVE WINS

3 – Nikolai Khabibulin, 1997 CQF, vs Anaheim
Nikolai Khabibulin, 1999 CQF, vs St. Louis
Mike Smith, 2012 CQF/CSF

**LONGEST CONSECUTIVE GOAL-SCORING
STREAK**

5 games – Rick Tocchet, vs Detroit,
Apr. 22-Apr. 30, 1998, 6 goals

**LONGEST CONSECUTIVE POINT-SCORING
STREAK**

6 games – Rick Tocchet, vs Detroit, Apr. 22-May 3,
1998, 6 goals, 2 assists, 8 points

INDIVIDUAL PLAYOFF RECORDS: SERIES



2014-15 ARIZONA COYOTES

MOST POINTS

10 – Dale Hawerchuk, 1987 DSF, vs Calgary.
5 goals, 5 assists in 6 games

GOALS

6 – Keith Tkachuk, 1997 CQF, vs Anaheim, 7 games
Rick Tocchet, 1998 CQF, vs Detroit, 6 games

ASSISTS

7 – Dale Hawerchuk, 1982 DSF, vs St. Louis, 4 games
Phil Housley, 1993 DSF, vs Vancouver, 6 games
Cliff Ronning, 1997 CQF, vs Anaheim, 7 games
Oleg Tverdovsky, 1998 CQF, vs Detroit, 6 games

GAME-WINNING GOALS

2 – Gilles Hamel, 1987 DSF, vs Calgary, 4 games
Teemu Selanne, 1993 DSF, vs Vancouver, 6 games
Jeremy Roenick, 1998 CQF, vs Detroit, 6 games
Shane Doan, 1999 CQF, vs St. Louis, 7 games
Mikkel Boedker, 2012 CQF, vs Chicago, 6 games

OVERTIME GOALS

2 – Mikkel Boedker, 2012 CQF, vs Chicago (6 games)

POWER PLAY GOALS

3 – Dale Hawerchuk, 1987 DSF, vs Calgary, 6 games
Rick Tocchet, 1998 CQF, vs Detroit, 6 games
Antoine Vermette, 2012 CQF, vs Chicago, 6 games

SHORTHANDED GOALS

2 – Bengt Lundholm, 1985 DF, vs Edmonton, 4 games
Jeremy Roenick, 1998 CQF, vs Detroit, 6 games

THREE-OR-MORE GOAL GAMES

1 – Teemu Selanne, 1993 DSF, vs Vancouver, 6 games

PENALTY MINUTES

39 – Igor Ulanov, 1992 DSF, vs Vancouver, 7 games

GOALS, ROOKIE

4 – Teemu Selanne, 1993 DSF, vs Vancouver, 6 games
Keith Tkachuk, 1993 DSF, vs Vancouver, 6 games

ASSISTS, ROOKIE

7 – Dale Hawerchuk, 1982 DSF, vs St. Louis, 4 games

POINTS, ROOKIE

8 – Dale Hawerchuk, 1982 DSF, vs St. Louis, 4 games

LONGEST

CONSECUTIVE POINT-SCORING STREAK

6 games – Rick Tocchet, CQF vs Detroit, Apr. 22-May 3, 1998, 6 goals, 2 assists, 8 points

CONSECUTIVE GOAL-SCORING STREAK

5 games – Rick Tocchet, CQF vs Detroit, Apr. 22-Apr. 30, 1998, 6 goals

CONSECUTIVE ASSIST-SCORING STREAK

4 games – Dale Hawerchuk, DSF vs St. Louis, Apr. 7-Apr. 11, 1982, 7 assists

INDIVIDUAL PLAYOFF RECORDS: GAME

MOST POINTS

4 – Dale Hawerchuk, vs St. Louis, Apr. 8, 1982, 0 goals, 4 assists
Jeremy Roenick, at Detroit, Apr. 24, 1998, 2 goals, 2 assists

GOALS

3 – Teemu Selanne, vs Vancouver, Apr. 23, 1993

POWER PLAY GOALS

2 – Paul MacLean, vs St. Louis, Apr. 8, 1982
Moe Mantha, at Edmonton, Apr. 7, 1983
Teemu Selanne, vs Vancouver, Apr. 23, 1993
Shane Doan, at Detroit, Apr. 16, 2011
Antoine Vermette, vs Chicago, Apr. 14, 2012

ASSISTS

4 – Dale Hawerchuk, vs St. Louis, Apr. 8, 1982

PENALTY MINUTES

25 – Dave Babych, at St. Louis, Apr. 11, 1982
Igor Ulanov, vs Vancouver, Apr. 22, 1992

SHOTS

9 – Ray Whitney, at Chicago, Apr. 17, 2012

SHOTS FACED BY A GOALTENDER

54 – Marc Behrend, at Edmonton, Apr. 5, 1984

GOALS AGAINST BY A GOALTENDER

8 – Ed Staniowski, at St. Louis, Apr. 11, 1982
Rick Tabaracci, vs Vancouver, Apr. 28, 1992

INDIVIDUAL PLAYOFF RECORDS: PERIOD

MOST POINTS:

3 – Dale Hawerchuk, vs St. Louis, Apr. 8, 1982, 2nd period, 0 goals, 3 assists;
Phil Housley, vs Vancouver, Apr. 23, 1993, 1st period, 0 goals, 3 assists;
Jeremy Roenick, at Detroit, Apr. 24, 1998, 2nd period, 2 goals, 1 assist;
Oleg Tverdovsky, vs Detroit, Apr. 26, 1998, 3rd period, 0 goals, 3 assists

GOALS:

2 – Paul MacLean, at Calgary, Apr. 9, 1987, 2nd period
Dale Hawerchuk, at Edmonton, Apr. 12, 1988, 2nd period
Teemu Selanne, vs Vancouver, Apr. 23, 1993, 1st period
Darrin Shannon, vs Anaheim, Apr. 20, 1997, 1st period
Jeremy Roenick, at Detroit, Apr. 24, 1998, 2nd period
Shane Doan, at Detroit, Apr. 16, 2011, 3rd period

POWER-PLAY GOALS:

2 – Teemu Selanne, vs Vancouver, Apr. 23, 1993, 1st period
Shane Doan, at Detroit, Apr. 16, 2011, 3rd period

ASSISTS:

3 – Dale Hawerchuk, vs St. Louis, Apr. 8, 1982, 2nd period
Phil Housley, vs Vancouver, Apr. 23, 1993, 1st period
Oleg Tverdovsky, vs Detroit, Apr. 26, 1998, 3rd period

PENALTY MINUTES:

25 – Igor Ulanov, vs Vancouver, Apr. 22, 1992, 2nd period

SHOTS FACED BY A GOALTENDER:

22 – Ilya Bryzgalov, vs Detroit, Apr. 27, 2010, 2nd period

GOALS AGAINST BY A GOALTENDER:

6 – Daniel Berthiaume, at Edmonton, Apr. 6, 1988, 3rd period

FASTEST GOAL FROM START OF A GAME:

29 seconds – Sami Lepisto, at Detroit, Apr. 18, 2010

**FIRST GAME**

Home: vs St. Louis, Apr. 7, 1982
Road: at St. Louis, Apr. 10, 1982

FIRST WIN

Home: vs St. Louis (5-2), Apr. 8, 1982
Road: at Calgary (5-3), Apr. 14, 1985

FIRST LOSS

Home: vs St. Louis (4-3), Apr. 7, 1982
Road: at St. Louis (6-3), Apr. 10, 1982

FIRST GOAL

Home: Willy Lindstrom (1:20 of 1st period) vs St. Louis, Apr. 7, 1982
Road: Bengt Lundholm (1:39 of 1st period) at St. Louis, Apr. 10, 1982

FIRST ASSISTS

Home: Thomas Steen (1:20 of 1st period) vs St. Louis, Apr. 7, 1982
Road: Thomas Steen, Willy Lindstrom (1:39 of 1st period) at St. Louis, Apr. 10, 1982

FIRST POWER-PLAY GOAL

Home: Paul MacLean (15:35 of 1st period) vs St. Louis, Apr. 8, 1982
Road: Norm Dupont (6:36 of 3rd period) at St. Louis, Apr. 11, 1982

FIRST SHORTHANDED GOAL

Home: Doug Smail (3:53 of 2nd period) vs Edmonton, Apr. 25, 1987
Road: Moe Mantha (4:53 of 2nd period) vs Edmonton, Apr. 5, 1983

FIRST GAME WINNING GOAL

Home: Paul MacLean (10:07 of 2nd period) vs St. Louis, Apr. 8, 1982
Road: Ron Wilson (8:09 of 2nd period) at Calgary, Apr. 14, 1985

FIRST GOAL ALLOWED

Home: Perry Turnbull (against Ed Staniowski at 19:51 of 1st period) vs St. Louis, Apr. 7, 1982
Road: Brian Sutter (against Doug Soetaert at 7:36 of 1st period) at St. Louis, Apr. 10, 1982

FIRST POWER-PLAY GOAL ALLOWED

Home: Guy Lapointe (18:02 of 3rd period) vs St. Louis, Apr. 7, 1982
Road: Perry Turnbull (5:36 of 1st period) at St. Louis, Apr. 11, 1982

FIRST SHORTHANDED GOAL ALLOWED

Home: Steve Konroyd (14:38 of 2nd period) vs Calgary, Apr. 10, 1985
Road: Wayne Gretzky (15:58 of 1st period) at Edmonton, Apr. 6, 1983

FIRST WIN BY A GOALTENDER

Home: Doug Soetaert vs St. Louis (5-2), Apr. 8, 1982
Road: Marc Behrend vs Calgary (5-3), Apr. 10, 1985

FIRST LOSS BY A GOALTENDER

Home: Ed Staniowski vs St. Louis (4-3), Apr. 7, 1982
Road: Doug Soetaert vs St. Louis (6-3), Apr. 10, 1982

FIRST SHUTOUT FOR

Home: Nikolai Khabibulin (32 saves) vs Anaheim (2-0), Apr. 22, 1997
Road: Mike Smith (25 saves) at Nashville (1-0), May 4, 2012

FIRST SHUTOUT AGAINST

Home: Grant Fuhr (35 saves) vs St. Louis (1-0, OT), May 4, 1999
Road: Rejean Lemelin (33 saves) vs Calgary (4-0), Apr. 13, 1985

FIRST 2-GOAL GAME

Home: Willy Lindstrom vs St. Louis, Apr. 7, 1982
Road: Moe Mantha at Edmonton, Apr. 7, 1983

FIRST HAT TRICK

Home: Teemu Selanne vs Vancouver, Apr. 23, 1993
Road: None

FIRST PENALTY SHOT

Home: None
Road: Mike Johnson at San Jose (against Evgeni Nabokov at 19:45 of 2nd period), Apr. 26, 2002 (scored)

FIRST MINOR PENALTY

Home: Morris Lukowich, high sticking (4:14 of 1st period) vs St. Louis, Apr. 7, 1982
Road: Perry Turnbull, elbowing (2:14 of 1st period) at St. Louis, Apr. 10, 1982

FIRST MAJOR PENALTY

Home: Jimmy Mann, fighting (12:41 of 2nd period) vs St. Louis, Apr. 7, 1982
Road: Dave Babych, fighting (7:47 of 1st period) at St. Louis, Apr. 11, 1982

FIRST MISCONDUCT PENALTY

Home: Bryan Maxwell (12:19 of 2nd period) vs Edmonton, Apr. 9, 1983
Road: Dave Babych (19:30 of 2nd period) vs St. Louis, Apr. 11, 1982



FIRST GAME

Home: vs Anaheim, Apr. 20, 1997
Road: at Anaheim, Apr. 16, 1997

FIRST WIN

Home: vs Anaheim (4-1), Apr. 20, 1997
Road: at Anaheim (5-2), Apr. 16, 1997

FIRST LOSS

Home: vs Anaheim (3-2 OT), Apr. 27, 1997
Road: at Anaheim (4-2), Apr. 16, 1997

FIRST GOAL

Home: Darrin Shannon (1:18 of 1st period) vs Anaheim, Apr. 20, 1997
Road: Jeremy Roenick (3:27 of 2nd period) at Anaheim, Apr. 16, 1997

FIRST ASSISTS

Home: Cliff Ronning, Jeremy Roenick (1:18 of 1st period) vs Anaheim, Apr. 20, 1997
Road: Cliff Ronning, Teppo Numminen (3:27 of 2nd period) at Anaheim, Apr. 16, 1997

FIRST POWER-PLAY GOAL

Home: Keith Tkachuk (17:44 of 3rd period) vs Anaheim, Apr. 27, 1997
Road: Keith Tkachuk (16:48 of 2nd period) at Anaheim, Apr. 16, 1997

FIRST SHORTHANDED GOAL

Home: None
Road: Jeremy Roenick (7:13 of 2nd period) at Detroit, Apr. 24, 1998

FIRST GAME-WINNING GOAL

Home: Darrin Shannon (8:50 of 1st period) vs Anaheim, Apr. 20, 1997
Road: Teppo Numminen (9:12 of 2nd period) at Anaheim, Apr. 24, 1997

FIRST GOAL ALLOWED

Home: Paul Kariya (18:49 of 1st period) vs Anaheim, Apr. 20, 1997
Road: Teemu Selanne (8:57 of 1st period) at Anaheim, Apr. 16, 1997

FIRST POWER-PLAY GOAL ALLOWED

Home: Paul Kariya (18:49 of 1st period) vs Anaheim, Apr. 20, 1997
Road: Teemu Selanne (8:57 of 1st period) at Anaheim, Apr. 16, 1997

FIRST SHORTHANDED GOAL ALLOWED

Home: Anze Kopitar (11:13 of the 1st period) vs LAK, May 22, 2012
Road: None

FIRST WIN BY A GOALTENDER

Home: Nikolai Khabibulin vs Anaheim (4-1), Apr. 20, 1997
Road: Nikolai Khabibulin at Anaheim (5-2), Apr. 24, 1997

FIRST LOSS BY A GOALTENDER

Home: Nikolai Khabibulin vs Anaheim (3-2 OT), Apr. 27, 1997
Road: Nikolai Khabibulin at Anaheim (4-2), Apr. 16, 1997

FIRST SHUTOUT FOR

Home: Nikolai Khabibulin (32 saves) vs Anaheim (2-0), Apr. 22, 1997
Road: Mike Smith (25 saves) at Nashville (1-0), May 4, 2012

FIRST SHUTOUT AGAINST

Home: Grant Fuhr (35 saves) vs St. Louis (1-0 OT), May 4, 1999
Road: Guy Hebert (31 saves) at Anaheim (3-0), Apr. 29, 1997

FIRST 2-GOAL GAME

Home: Darrin Shannon vs Anaheim, Apr. 20, 1997
Road: Keith Tkachuk at Anaheim, Apr. 24, 1997

FIRST HAT TRICK

Home: None
Road: None

FIRST PENALTY SHOT

Home: None
Road: Mike Johnson at San Jose (against Evgeni Nabokov at 19:45 of 2nd period), Apr. 26, 2002 (scored)

FIRST MINOR PENALTY

Home: Jim McKenzie, holding (2:30 of 1st period) vs Anaheim, Apr. 20, 1997
Road: Shane Doan, interference (7:01 of 1st period) at Anaheim, Apr. 16, 1997

FIRST MAJOR PENALTY

Home: Jayson More, fighting (19:39 of 3rd period) vs Anaheim, Apr. 20, 1997
Road: Kris King, fighting (6:57 of 3rd period) at Anaheim, Apr. 18, 1997

FIRST MISCONDUCT PENALTY

Home: Kris King, Mike Stapleton (19:39 of 3rd period) vs Anaheim, Apr. 20, 1997
Road: Cliff Ronning (19:53 of 3rd period) at Anaheim, Apr. 18, 1997



GILA RIVER ARENA



MEDIA



NATIONAL HOCKEY LEAGUE

New York

1185 Avenue of the Americas
New York, NY 10036
212-789-2000.

Montréal,

1800 McGill College Avenue, Suite 2600
Montréal, Québec, H3A 3J6
514-841-9220.

Toronto

50 Bay Street, 11th Floor
Toronto, Ontario, M5J 2X8
416-359-7900.

EXECUTIVES



Gary B. Bettman
Commissioner



William Daly
Deputy Commissioner



John Collins
Chief Operating Officer



Colin Campbell
Senior Executive
Vice President of
Hockey Operations

HOCKEY OPERATIONS

Senior Vice President of Hockey Operations Mike Murphy
Senior Vice President of Hockey Operations Kris King

**SEPTEMBER 2014**

- 11 Rookie camps open
- 18 Training camps open
- 21 Preseason schedule begins
- 24 Kraft Hockeyville: Arizona Coyotes at Calgary Flames (Sylvan Lake, Alta.)
- 25 CCM/USA Hockey All-American Prospects Game (Buffalo, N.Y.)
- 30 NHL Board of Governors Meeting (New York, N.Y.)

OCTOBER 2014

- 7 Opening day playing rosters set (5:00 p.m. ET)
- 8 Opening night – Regular Season begins
- 8 2014 Molson Canadian NHL Face-Off™ (Toronto, Ont.)
- 8 Kings raise Stanley Cup banner: San Jose Sharks at Los Angeles Kings
- 11 NHL Game Night (all teams in action)
- 20-Nov. 17 Hockey Fights Cancer Awareness Month

NOVEMBER 2014

- 14 Hockey Hall of Fame Game: Pittsburgh Penguins at Toronto Maple Leafs (Air Canada Centre, Toronto, Ont.)
- 17 Hockey Hall of Fame induction ceremony (Toronto, Ont.)
Inductees: Rob Blake, Peter Forsberg, Dominik Hasek, Mike Modano (Player category); Pat Burns (Builder category), Bill McCreary (Referee/Linesman category); Media honorees: Kevin Allen, Pat Foley.
- 18 General Managers' Meeting (Toronto, Ont.)
- 26 NHL Founders Day (1917) – 9 games on schedule
- 28 2014 Discover NHL Thanksgiving Showdown™ New York Rangers at Philadelphia Flyers (1:00 p.m. ET)

DECEMBER 2014

- 1 Signing deadline for Group 2 free agents (5:00 p.m. ET)
- 4 U.S. Hockey Hall of Fame induction & Celebration of Lester Patrick (Minn/St. Paul, Minn.). Inductees: Karyn Bye Dietz, Brian Rafalski, Jeff Sauer, Lou Vairo.
- 8-9 NHL Board of Governors Meeting (Boca Raton, Fla.)
- 19-27 Holiday roster freeze in effect: For all players on an NHL active roster, injured reserve, or with non-roster and injured non-roster status as of midnight (local time) Dec. 19, a roster freeze shall apply through midnight (local time) Dec. 27, with respect to waivers, trades and loans, subject to the exceptions provided for in CBA Article 16.5 (d).
- 24-26 Holiday break (no scheduled practices – dressing rooms closed)
- 26-Jan. 5 IIHF World Junior Championship (Montreal, Que. & Toronto, Ont.)

JANUARY 2015

- 1 2015 Bridgestone NHL Winter Classic®: Chicago Blackhawks at Washington Capitals (Nationals Park, Washington, D.C.)
- 13 USHL/NHL Top Prospects Game (Dubuque, Iowa)
- 21 CCM/ECHL All-Star Classic (Orlando, Fla.)
- 22 CHL/NHL Top Prospects Game (St. Catharines, Ont.)
- 22-26 NHL All-Star Break (no games played)
- 22-25 No scheduled practices – dressing rooms closed
- 24 NHL All-Star Skills Competition™ (Nationwide Arena, Columbus, Ohio)
- 25 60th NHL All-Star Game (Nationwide Arena, Columbus, Ohio)
- 27 NHL Regular Season resumes

FEBRUARY 2015

- 1 Hockey is for Everyone Month begins
- 14 Scotiabank Hockey Day in Canada (host: Halifax, N.S.)
- 21 2015 Coors Light NHL Stadium Series™: Los Angeles Kings at San Jose Sharks (Levi's® Stadium, Santa Clara, Calif.)
- 20-22 8th Annual Hockey Weekend Across America presented by CCM (USA Hockey)

MARCH 2015

- 2 Trade deadline (3:00 p.m. ET)

APRIL 2015

- 9-11 NCAA Frozen Four (TD Garden, Boston, Mass.)
- 11 Last day of regular season (all teams in action)
- 15 Stanley Cup Playoffs begin
- 16-26 IIHF Under-18 World Championship (Zug and Lucerne, Switzerland)

MAY 2015

- 1-17 IIHF World Championship (Prague and Ostrava, Czech Republic)
- 21-31 CHL Memorial Cup (Quebec City, Que.)
- 31-June 6 NHL Combine (Buffalo, N.Y.)

JUNE 2015

- 20 Last possible day for 2014 Stanley Cup Final
- TBA Deadline for first club-elected salary arbitration (later of June 15 or 48 hours after the conclusion of the Stanley Cup Final, 5:00 p.m. ET)
- 26-27 NHL Draft (BB&T Center, Sunrise, Fla.)

JULY 2015

- 1 Free agency begins (12:00 p.m. ET)
- 5 Deadline for player-elected salary arbitration notification (5:00 p.m. ET)
- 6 Deadline for club-elected salary arbitration notification (5:00 p.m. ET)
- 20-Aug. 4 Salary arbitration hearings held

AUGUST 2015

- 6 Deadline for salary arbitration decisions to be rendered



SEASON	WINNING TEAM
2013-14	Los Angeles Kings
2012-13	Chicago Blackhawks
2011-12	Los Angeles Kings
2010-11	Boston Bruins
2009-10	Chicago Blackhawks
2008-09	Pittsburgh Penguins
2007-08	Detroit Red Wings
2006-07	Anaheim Ducks
2005-06	Carolina Hurricanes
2003-04	Tampa Bay Lightning
2002-03	New Jersey Devils
2001-02	Detroit Red Wings
2000-01	Colorado Avalanche
1999-00	New Jersey Devils
1998-99	Dallas Stars
1997-98	Detroit Red Wings
1996-97	Detroit Red Wings
1995-96	Colorado Avalanche
1994-95	New Jersey Devils
1993-94	New York Rangers
1992-93	Montreal Canadiens
1991-92	Pittsburgh Penguins
1990-91	Pittsburgh Penguins
1989-90	Edmonton Oilers
1988-89	Calgary Flames
1987-88	Edmonton Oilers
1986-87	Edmonton Oilers
1985-86	Montreal Canadiens
1984-85	Edmonton Oilers
1983-84	Edmonton Oilers
1982-83	New York Islanders
1981-82	New York Islanders
1980-81	New York Islanders
1979-80	New York Islanders
1978-79	Montreal Canadiens
1977-78	Montreal Canadiens
1976-77	Montreal Canadiens
1975-76	Montreal Canadiens
1974-75	Philadelphia Flyers
1973-74	Philadelphia Flyers
1972-73	Montreal Canadiens
1971-72	Boston Bruins
1970-71	Montreal Canadiens
1969-70	Boston Bruins
1968-69	Montreal Canadiens
1967-68	Montreal Canadiens
1966-67	Toronto Maple Leafs
1965-66	Montreal Canadiens

SEASON	WINNING TEAM
1964-65	Montreal Canadiens
1963-64	Toronto Maple Leafs
1962-63	Toronto Maple Leafs
1961-62	Toronto Maple Leafs
1960-61	Chicago Blackhawks
1959-60	Montreal Canadiens
1958-59	Montreal Canadiens
1957-58	Montreal Canadiens
1956-57	Montreal Canadiens
1955-56	Montreal Canadiens
1954-55	Detroit Red Wings
1953-54	Detroit Red Wings
1952-53	Montreal Canadiens
1951-52	Detroit Red Wings
1950-51	Toronto Maple Leafs
1949-50	Detroit Red Wings
1948-49	Toronto Maple Leafs
1947-48	Toronto Maple Leafs
1946-47	Toronto Maple Leafs
1945-46	Montreal Canadiens
1944-45	Toronto Maple Leafs
1943-44	Montreal Canadiens
1942-43	Detroit Red Wings
1941-42	Toronto Maple Leafs
1940-41	Boston Bruins
1939-40	New York Rangers
1938-39	Boston Bruins
1937-38	Chicago Blackhawks
1936-37	Detroit Red Wings
1935-36	Detroit Red Wings
1934-35	Montreal Maroons
1933-34	Chicago Blackhawks
1932-33	New York Rangers
1931-32	Toronto Maple Leafs
1930-31	Montreal Canadiens
1929-30	Montreal Canadiens
1928-29	Boston Bruins
1927-28	New York Rangers
1926-27	Ottawa Senators
1925-26	Montreal Maroons
1924-25	Victoria Cougars
1923-24	Montreal Canadiens
1922-23	Ottawa Senators
1921-22	Toronto St. Pats
1920-21	Ottawa Senators
1919-20	Ottawa Senators
*1918-19	No Decision
1917-18	Toronto Arenas

* The 1919 Final between the Seattle Metropolitans and Montreal Canadiens was cancelled due to an influenza epidemic.



PACIFIC DIVISION

ANAHEIM DUCKS

Honda Center
2695 Katella Ave.
Anaheim, CA 92806
(714) 940-2900
G.M.: Bob Murray
Coach: Bruce Boudreau

ARIZONA COYOTES

Gila River Arena
9400 W. Maryland Avenue
Glendale, AZ 85305
(623) 772-3200
G.M.: Don Maloney
Coach: Dave Tippett

CALGARY FLAMES

Scotiabank Saddledome
555 Saddledome Rise SE
Calgary, AB T2P 3B9
(403) 777-4636
G.M.: Brad Treliving
Coach: Bob Hartley

EDMONTON OILERS

11230 - 110th Street
Edmonton, AB T5G 3H7
(780) 414-4000
G.M.: Craig MacTavish
Coach: Dallas Eakins

LOS ANGELES KINGS

Toyota Sports Center
555 N. Nash St.
El Segundo, CA 90245
(310) 535-4500
G.M.: Dean Lombardi
Coach: Darryl Sutter

SAN JOSE SHARKS

SAP Center at San Jose
525 West Santa Clara St.
San Jose, CA 95113
(408) 287-7070
G.M.: Doug Wilson
Coach: Todd McLellan

VANCOUVER CANUCKS

Rogers Center
800 Griffiths Way
Vancouver, BC V6B 6G1
(604) 899-4600
G.M.: Jim Benning
Coach: Willie Desjardins

CENTRAL DIVISION

CHICAGO BLACKHAWKS

United Center
1901 W. Madison St.
Chicago, IL 60612
(312) 455-7000
G.M.: Stan Bowman
Coach: Joel Quenneville

COLORADO AVALANCHE

Pepsi Center
1000 Chopper Circle
Denver, CO 80204
(303) 405-1100
G.M.: Joe Sakic
Coach: Patrick Roy

DALLAS STARS

Dr. Pepper StarCenter
2601 Avenue of the Stars
Frisco, TX 75034
(214) 387-5500
G.M.: Jim Nill
Coach: Lindy Ruff

MINNESOTA WILD

317 Washington St.
St. Paul, MN 55102
(651) 602-6000
G.M.: Chuck Fletcher
Coach: Mike Yeo

NASHVILLE PREDATORS

Bridgestone Arena
501 Broadway
Nashville, TN 37203
(615) 770-2300
G.M.: David Poile
Coach: Peter Laviolette

ST. LOUIS BLUES

Scottrade Center
1401 Clark Ave.
St. Louis, MO 63103
(314) 622-2500
G.M.: Doug Armstrong
Coach: Ken Hitchcock

WINNIPEG JETS

345 Graham Ave.
Winnipeg, MB R3C 5S6
(204) 987-7825
G.M.: Kevin Cheveldayoff
Coach: Paul Maurice



METROPOLITAN DIVISION

CAROLINA HURRICANES

PNC Arena
1400 Edwards Mill Rd.
Raleigh, NC 27607
(919) 467-7825
G.M.: Ron Francis
Coach: Bill Peters

COLUMBUS BLUE JACKETS

Nationwide Arena
200 W. Nationwide Blvd.
Columbus, OH 43215
(614) 246-4625
G.M.: Jarmo Kekalainen
Coach: Todd Richards

NEW JERSEY DEVILS

Prudential Center
165 Mulberry St.
Newark, NJ 07102
(973) 757-6100
G.M.: Lou Lamoriello
Coach: Peter DeBoer

NEW YORK ISLANDERS

1255 Hempstead Turnpike
Uniondale, NY 11553
(516) 501-6700
G.M.: Garth Snow
Coach: Jack Capuano

NEW YORK RANGERS

Madison Square Garden
Two Pennsylvania Plaza #15
New York, NY 10121
(212) 465-6000
G.M.: Glen Sather
Coach: Alain Vigneault

PHILADELPHIA FLYERS

Wells Fargo Center
3601 South Broad St.
Philadelphia, PA 19148
(215) 465-4500
G.M.: Ron Hextall
Coach: Craig Berube

PITTSBURGH PENGUINS

CONSOL Energy Center
1001 Fifth Avenue
Pittsburgh, PA 15219
(412) 642-1800
G.M.: Jim Rutherford
Coach: Mike Johnston

WASHINGTON CAPITALS

Kettler Capitals Iceplex
627 N. Glebe Rd., Suite 850
Arlington, VA 22203
(202) 266-2200
G.M.: Brian MacLellan
Coach: Barry Trotz

ATLANTIC DIVISION

BOSTON BRUINS

TD Garden
100 Legends Way
Boston, MA 02114
(617) 624-1900
G.M.: Peter Chiarelli
Coach: Claude Julien

BUFFALO SABRES

First Niagara Center
One Seymour H. Knox III Plaza
Buffalo, NY 14203
(716) 855-4100
G.M.: Tim Murray
Coach: Ted Nolan

DETROIT RED WINGS

Joe Louis Arena
600 Civic Center Drive
Detroit, MI 48226
(313) 394-7000
G.M.: Ken Holland
Coach: Mike Babcock

FLORIDA PANTHERS

BB&T Center
One Panther Parkway
Sunrise, FL 33323
(954) 835-7000
G.M.: Dale Tallon
Coach: Gerard Gallant

MONTREAL CANADIENS

Bell Centre
1909 Avenue des Canadiens-de-Montreal
Montreal, QC H4B 5G0 Canada
(514) 932-2582
G.M.: Marc Bergevin
Coach: Michel Therrien

OTTAWA SENATORS

Canadian Tire Center
1000 Palladium Drive
Ottawa, ON K2V 1A5
(613) 599-0250
G.M.: Bryan Murray
Coach: Paul MacLean

TAMPA BAY LIGHTNING

Amalie Arena
401 Channelside Drive
Tampa, FL 33602
(813) 301-6500
G.M.: Steve Yzerman
Coach: Jon Cooper

TORONTO MAPLE LEAFS

Air Canada Centre
50 Bay St., Suite 500
Toronto, ON M5J 2L2
(416) 815-5400
G.M.: Dave Nonis
Coach: Randy Carlyle



HART MEMORIAL TROPHY - An annual award "to the player adjudged to be the most valuable to his team." Winner selected in a poll by the Professional Hockey Writers' Association at the end of the regular season schedule.

2014 Winner: Sidney Crosby, Pittsburgh Penguins

ART ROSS TROPHY - An annual award "to the player who leads the league in scoring points at the end of the regular season."

2014 Winner: Sidney Crosby, Pittsburgh Penguins

MAURICE "ROCKET" RICHARD TROPHY - An annual award "to the player who leads the league in goals scored at the end of the regular season."

2014 Winner: Alex Ovechkin, Washington Capitals

CALDER MEMORIAL TROPHY - An annual award "to the player selected as the most proficient in his first year of competition in the National Hockey League." Winner selected in a poll by the Professional Hockey Writers' Association at the end of the regular season schedule.

2014 Winner: Nathan MacKinnon, Colorado Avalanche

JAMES NORRIS MEMORIAL TROPHY - An annual award "to the defense player who demonstrates throughout the season the greatest all-around ability in the position." Winner selected in a poll by the Professional Hockey Writers' Association at the end of the regular season schedule.

2014 Winner: Duncan Keith, Chicago Blackhawks

VEZINA TROPHY - An annual award "to the goalkeeper adjudged to be the best at his position, as voted by the general managers of each of the 30 clubs."

2014 Winner: Tuukka Rask, Boston Bruins

LADY BYNG MEMORIAL TROPHY - An annual award "to the player adjudged to have exhibited the best type of sportsmanship and gentlemanly conduct combined with a high standard of playing ability." Winner selected in a poll by the Professional Hockey Writers' Association at the end of the regular season schedule.

2014 Winner: Ryan O'Reilly, Colorado Avalanche

FRANK J. SELKE TROPHY - An annual award "to the forward who best excels in the defensive aspects of the game." Winner selected in a poll by the Professional Hockey Writers' Association at the end of the regular season schedule.

2014 Winner: Patrice Bergeron, Boston Bruins

CONN SMYTHE TROPHY - An annual award "to the most valuable player for his team in the playoffs." Winner selected in a poll by the Professional Hockey Writers' Association at the conclusion of the final game of the Stanley Cup Finals.

2014 Winner: Justin Williams, Los Angeles Kings

WILLIAM M. JENNINGS TROPHY - An annual award "to the goalkeeper(s) having played a minimum of 25 games for the team with the fewest goals scored against it." Winners selected on regular season play.

2014 Winners: Jonathan Quick, Los Angeles Kings

JACK ADAMS AWARD - An annual award presented by the National Hockey League Broadcasters' Association "to the NHL coach adjudged to have contributed the most to his team's success." Winner selected by poll among members of the NHL Broadcasters' Association at the end of the regular season.

2014 Winner: Patrick Roy, Colorado Avalanche

BILL MASTERTON TROPHY - An annual award under the trusteeship of the Professional Hockey Writers' Association "to the National Hockey League player who best exemplifies the qualities of perseverance, sportsmanship, and dedication to hockey." Winner selected by poll among the 26 chapters of the PHWA at the end of the regular season.

2014 Winner: Dominic Moore, New York Rangers

LESTER PATRICK TROPHY - An annual award "for outstanding service to hockey in the United States." Eligible recipients are players, officials, coaches, executives, and referees. Winner selected by an award committee consisting of the Commissioner of the NHL, an NHL Governor, a representative of the New York Rangers, a member of the Hockey Hall of Fame Builder's section, a member of the Hockey Hall of Fame Player's section, a member of the U.S. Hockey Hall of Fame, a member of the NHL Broadcasters' Association, and a member of the Professional Hockey Writers' Association. Each (except the League President) is rotated annually.

2014 Winners: Bill Daly, NHL

Paul Holmgren, Philadelphia Flyers

TED LINDSAY AWARD - An annual award presented to the NHL's outstanding player as selected by the members of the National Hockey League Players' Association.

2014 Winner: Sidney Crosby, Pittsburgh Penguins

KING CLANCY MEMORIAL TROPHY - An annual award "to the player who best exemplifies leadership qualities on and off the ice and has made a noteworthy humanitarian contribution in his community."

2014 Winner: Andrew Ference, Edmonton Oilers

GENERAL MANAGER OF THE YEAR AWARD - An annual award in which voting is conducted among the 30 Club General Managers and a panel of NHL executives, print and broadcast media.

2014 Winner: Bob Murray, Anaheim Ducks

MARK MESSIER LEADERSHIP AWARD - An annual award "that recognizes an individual as a superior leader within their sport, and as a contributing member of society."

2014 Winner: Dustin Brown, Los Angeles Kings

PRESIDENTS' TROPHY - An annual award to the club finishing the regular season with the best overall record.

2014 Winner: Boston Bruins

Backchecking	Forwards in the attacking zone skate back to their own end to protect their own net and prevent opponent's shots on goal.	Man Advantage	A team with one or more players on the ice than the opposing team.
Boarding	An excessively violent board check against an opponent.	Minor Penalty	A two-minute penalty called for a variety of infractions, including holding, interference, cross-checking, delay of game, and too many men on the ice.
Body Check	The legal use of the body (most often the hip or shoulder) to knock an opponent off the puck.	Misconduct Penalty	A ten-minute penalty called against an individual. Substitutes are permitted to immediately replace a player serving a misconduct penalty.
Breakaway	A clear scoring opportunity where no defensive player is between the puck carrier and the goaltender.	Neutral Zone	The area (neither offensive or defensive) between the two blue lines.
Breakout	Beginning an offensive rush by passing the puck out of the defensive zone up into the neutral ice zone.	One-Timer	A shot towards the goal in which the shooter receives a pass and shoots the puck without stopping it.
Butt-Ending	Use of the shaft end of the stick in a jabbing motion to hit an opponent.	Off-Side	Occurs when both skates of an attacking player cross the blue line into the attacking zone before the puck. Results in a face-off in the neutral zone.
Charging	Taking more than three skating strides prior to checking an opponent.	Penalty Killing	The act of preventing goals while playing shorthanded.
Cross-Checking	Hitting an opponent with both hands on the stick and no part of the stick on the ice.	Penalty Shot	A one-on-one breakaway situation awarded to an attacker when that attacker is fouled from behind and is denied a breakaway scoring opportunity, or when the goaltender deliberately displaces the goal post during the course of a breakaway, or when a defensive player falls on the puck in his own goal crease.
Delay of Game	When any player, while in his defending zone, shoots the puck directly (non-deflected) out of the playing surface, except where there is no glass, a penalty will be assessed for delaying the game. When the puck is shot into the players' bench, the penalty will not apply. When the puck is shot over the glass behind the players' bench, the penalty will be assessed.	Point	A position just inside the attacking blue line usually occupied by a defenseman when their team is in control of the puck inside the attack zone.
Diving	A minor penalty may be assessed for any player who "dives" or embellishes a fall or reaction to draw a penalty.	Poke Check	A defensive play in which the puck is removed from the possession of an attacker with the blade of the stick.
Drop Pass	A pass in which the player carrying the puck leaves it behind for a trailing teammate.	Power Play	Occurs when a team has a one or two man advantage over the opposition due to penalties.
Face-Off	The act of dropping the puck between opposing players to begin play.	Shootout	The shootout is used to decide tie games. The "breakaway" is the most exciting play in hockey, and the shootout gives each team the opportunity to use the breakaway in order to determine a winner. If the game remains tied following sudden-death overtime, then a shootout will occur. Three players from each team will participate in the shootout in the order the coach selects. The teams alternate shots. The team with the most goals after each team has taken three shots is declared the winner, unless the outcome is determined earlier in the shootout (example: if Team A is ahead 2-0 after each team has taken two shots). If the score remains tied, the shootout will proceed to a "sudden death" format until there is a winner.
Five-Hole	The area where a shooter would attempt to score between a goalie's pads.	Shorthanded	Occurs when the opposition team has a one or two man advantage due to penalties.
Freezing the puck	Pinning the puck against the boards with either the stick or the skates.	Slashing	Hitting an opposing player with the stick or swinging the stick at an opposing player.
Game Misconduct	A penalty that disqualifies a player for the remainder of the game.	Slot	The area directly in front of the goal crease (between the face-off circles) where many scoring opportunities take place.
Goal Crease	The blue semicircular area in front of each goal designed to protect goalies from interference by attacking players.	Spearing	Stabbing an opponent with the point of the stick blade while the stick is being carried in one or both hands.
Hat Trick	Three goals in a single game by a single player. If a player scores three consecutive goals in a game it is known as a "natural hat trick."	"Tag-Up" Rule	If while an offside is delayed, the linesman shall nullify the offside if all players of the offending team clear the zone by making skate contact with the blue line, permitting the attacking players to re-enter the zone or if the defending team passes or carries the puck into the neutral zone. Play will continue if offensive players who preceded the puck into the attacking zone return to the blue line and "tag" it.
Head Manning	A forward pass made to an attacking teammate farther up the ice.		
Icing	Shooting the puck from behind the red line (center ice) beyond the opponent's goal line. After an icing call, a face-off is held in the offender's zone. Icing is legal when a team is shorthanded, when the puck passes through the goal crease, if the goalie plays the puck, if a defensive player could have played the puck, or if an attacking player touches the puck first. A team that ices the puck will not be permitted to make any player substitutions prior to the ensuing face-off. The determination of players on-ice will be made when the puck leaves the offending player's stick.		
Interference	Illegal body contact with an opponent who is not in possession of the puck, or knocking an opponent's fallen stick out of his reach.		
Major Penalty	A five-minute penalty called for fighting or flagrant minor infractions, such as high-sticking, butt-ending, or elbowing.		



Assist	An assist is awarded to the player or players (maximum of two) who touched the puck prior to the goal, provided no defender plays or possesses the puck in between.	Power-Play Percentage	Total number of power-play goals divided by total number of power-play opportunities.
Coaches Record	A coach receives a "W" for a win in regulation, overtime or shootout; an "L" for a loss in regulation; or an "OT" for a loss in overtime or shootout.	Save Percentage	Subtract goals allowed (GA) from shots against (SA) to determine saves. Then divide saves by shots-against.
Game Played	A player receives credit for playing in a game if: i) he steps on the ice during time played or; ii) serves any penalty.	Shooting Percentage	Divide the number of goals scored by the number of shots taken.
Game-Winning Goal	After the final score has been determined, the goal which leaves the winning Club one goal ahead of its opponent is the game-winning goal (example: if Team A beats Team B 8-3, the player scoring the fourth goal for Team A receives credit for the game-winning goal).	Shorthand Goal	A goal scored by a Club while it is at a manpower disadvantage. The same cases apply for shorthand as for power-play goals, but in the opposite manner.
Goal	A goal is awarded to the last player on the scoring Club to touch the puck prior to the puck entering the net.	Shot on Goal	If a player shoots the puck with the intention of scoring and if that shot would have gone in the net had the goaltender not stopped it, the shot is recorded as a "shot on goal".
Goals-Against Average	Multiply goals allowed (GA) by 60 and divide by minutes played (MINS).	Shutout	If two goaltenders combine for a shutout, neither receives credit for the shutout. Instead it is recorded as a Club shutout.
Goaltender Record	A goaltender receives a "W" for a win in regulation, overtime or shootout; an "L" for a loss in regulation; or an "OT" for a loss in overtime or shootout.	Tenths of a Second	If a penalty or goal occurs in the last minute, the time is rounded off to the previous second (ex: if a penalty is called with 12.4 seconds left in a period, the time is indicated as 19:47 and not 19:48.)
Penalty-Killing Pct.	Subtract total number of power-play goals allowed from total number of shorthanded situations to get total number of power-plays killed. Divide the total number of power-plays killed by the total number of shorthanded situations.		
Plus-Minus	A player receives a "plus" if he is on the ice when his Club scores an even-strength or shorthand goal. He receives a "minus" if he is on the ice for an even-strength or shorthand goal scored by the opposing Club. The difference in these numbers is considered the player's plus-minus statistic.		
Power-Play Goal	<p>A goal scored by a Club while it has a manpower advantage due to an opponent's penalty. Following are some examples of what is and is not considered a power-play goal:</p> <ul style="list-style-type: none"> • if a Club has an advantage on a minor penalty starting at 2:02 of the period and it scores at 4:02, the goal is not a power-play goal. • if a Club scores on a delayed penalty, the goal is not a power-play goal. • if a Club has an advantage due to a five-minute major or match penalty, that Club is always credited with having one more advantage than the number of power-play goals it scores during that advantage, because the penalty does not expire. A new advantage begins after each power-play goal. For example, if Team A scores three goals during a major penalty, it is credited with four advantages. • if a Club is on a power-play for any length of time, it is considered to have had an advantage. • if a minor penalty is incurred by a Club on a power-play due to a major penalty, a new advantage is given to that Club when its minor penalty expires, provided the opponent's major penalty is still in effect. 		



REFEREES

NAME	NUMBER
*Burchell, Darcy	42
Charron, Francis	6
*Chmielewski, Tom	43
Devorski, Paul	10
Dwyer, Gord	19
Furlatt, Eric	27
*Hanson, Trevor	47
Hasenfratz, Mike	2
Hebert, Ghislain	22
Hebert, Jean	15
Jackson, Dave	8
Joannette, Marc	25
Kimmerly, Greg	18
Kowal, Tom	32
Kozari, Steve	40
L'Ecuyer, Frederick	17
LaRue, Dennis	14
Lee, Chris	28
Leggo, Mike	3
*Lemelin, Mark	41
*Lewis, Dave	46
Luxmore, Thomas John	49
Martell, Rob	26
McCauley, Wes	4
*McIsaac, Jon	45
Meier, Brad	34
Morton, Dean	36
Nicholson, Kendrick	44
O'Halloran, Dan	13
O'Rourke, Dan	9
Peel, Tim	20
Pochmara, Brian	16
Pollock, Kevin	33
Rank, Garrett	48
Rehman, Kyle	37
Rooney, Chris	5
Skilliter, Graham	24
St. Pierre, Justin	12
St-Laurent, Francois	38
Sutherland, Kelly	11
Walsh, Ian	29
Watson, Brad	23

LINESMEN

NAME	NUMBER
Amell, Derek	75
Barton, Steve	59
Brisebois, David	96
Cameron, Lonnie	74
Cherrey, Scott	50
Cormier, Michel	76
Cvik, Mike	88
Devorski, Greg	54
Driscoll, Scott	68
Galloway, Ryan	82
Gibbs, Darren	66
*Grandt, John	98
Henderson, Don	91
Heyer, Shane	55
Kovachik, Brad	71
*Knorr, Trent	63
Lazarowich, Brad	86
Mach, Brian	78
MacPherson, Matt	83
McElman, Andy	90
Miller, Steve	89
Morin, Jean	97
Murchison, Kiel	79
Murphy, Brian	93
Murray, Jonny	95
Nansen, Derek	70
Nelson, Thor	80
Nowak, Tim	77
Pancich, Bryan	94
Racicot, Pierre	65
Rody, Vaughan	73
Sericolo, Anthony	84
Sharrers, Jay	57
Shewchyk, Mark	92
Wheler, Mark	56

* Minor league officials



Abduction: Movement of a joint away from the center of the body.

AC Joint (Acromioclavicular joint): Joint of the shoulder where acromion process of the shoulder blade and the distal end of the collarbone meet; most shoulder separations occur at this point.

Adduction: Movement of a joint toward the center of the body.

Adhesion: Abnormal adherence of collagen fibers to surrounding structures during immobilization following trauma or as a complication of surgery which restricts normal elasticity of the structures involved; or scar tissue which forms after trauma or surgery which can restrict normal motion.

Aerobic: Exercise in which energy needed is supplied by oxygen inspired and is required for sustained periods of vigorous exercise with a continually high pulse rate.

Anabolic Steroids: Steroids that promote tissue growth by creating protein in an attempt to enhance muscle growth. The main anabolic steroid is testosterone (male sex hormone).

Anaerobic: Exercise without the use of oxygen as an energy source; short bursts of vigorous exercise.

Anterior Cruciate Ligament (ACL): A primary stabilizing ligament within the center of the knee joint that prevents hyperextension and excessive rotation of the joint. A complete tear of the ACL necessitating reconstruction could require up to 12 months of rehabilitation.

Anti-Inflammatory: Any agent which prevents inflammation, such as aspirin or ibuprofen.

Arteriogram: A film demonstrating arteries after injection of a dye.

Arthrogram: X-ray technique for joints using air and/or dye injected into the affected area; useful in diagnosing meniscus tears of the knee and rotator cuff tears of the shoulder.

Arthroscope: An instrument used to visualize the interior of a joint cavity.

Arthroscopy: A surgical examination of the internal structures of a joint by means of observation through an arthroscope. An arthroscopic procedure can be used to remove or repair damaged tissue or as a diagnostic procedure in order to inspect the extent of any damage or confirm a diagnosis.

Atrophy: To shrivel or shrink from disuse; as in muscular atrophy.

Baker's Cyst: Localized swelling of a bursa sac in the back of the knee as a result of fluid that has escaped from the knee capsule. A Baker's cyst indicates that there is a trauma inside the knee joint that leads to excessive fluid production.

Bone Scan: An imaging procedure in which a radioactive-labeled substance is injected into the body to determine the status of a bone injury. If the radioactive substance is taken up by the bone at the injury site, the injury will show as a 'hot spot' on the scan image. The bone scan is particularly useful in the diagnosis of stress fractures.

Bursa: A fluid-filled sac located in areas where friction is likely to occur. The bursa sac minimizes the friction, for example, between a tendon and bone.

Cartilage: Smooth, slippery substance preventing two ends of bones from rubbing together and grating. Most joints use this to cover bones next to each other. A meniscus is made of cartilage.

CAT Scan (Computerized Tomography): Use of a computer to produce a cross-sectional view of the anatomical part being investigated from x-ray data.

Chondromalacia: Roughening of the articular cartilage. Best known for the roughening of the underside of the kneecap, which can occur in any kneecap injury.

Clavicle: Collarbone; the bone connecting the breastbone with the shoulder blade.

Closed Reduction: Re-alignment of a fracture or dislocation without surgery.

Coccyx: The 'tailbone,' a group of four vertebrae that are fused together to form a small triangular bone, located at the terminal end of the spine.

Concussion: Jarring injury of the brain resulting in dysfunction. It can be graded as mild, moderate or severe, depending on loss of consciousness, amnesia and loss of equilibrium.

Contusion: An injury to a muscle and tissues caused by a blow from a blunt object.

Corticosteroids: Used to suppress joint inflammation and inflammation in a bursa or near tendons.

Cryotherapy: A treatment with the use of cold.

Cyst: Abnormal sac containing liquid or semi-solid matter.

Degenerative Joint Disease: Changes in the joint surfaces as a result of repetitive trauma and 'wear and tear'.

Deltoid Ligament: Ligament that connects the tibia to bones of the medial aspect of the foot and is primarily responsible for stability of the ankle on the medial side. Is sprained less frequently than other ankle ligaments.

Deltoid Muscle: Muscles at the top of the arm, just below the shoulder, responsible for shoulder motions in the front, side and back.

Disc, Intervertebral: A flat, rounded plate between each vertebrae of the spine. The disc consists of a thick fiber ring which surrounds a soft gel-like interior. It functions as a cushion and shock absorber for the spinal column.

Dislocation: Complete displacement of joint surfaces.

Electromyogram (EMG): Test to determine nerve function.

Epicondylitis: Inflammation of tendons at the elbow due to overuse. Common in tennis players (outer part of elbow) and golfers (inner part of elbow)

Etiology: Study of the cause of injury and disease.

Extension: Action of straightening of a joint as achieved by an extensor muscle.

Fascia: A connective tissue sheath consisting of fibrous tissue and fat which unites the skin to the underlying tissue.

Fat Percentage: The amount of body weight that is adipose, fat tissue. Fat percentage can be calculated by underwater weighing, measuring select skinfold thickness or by analyzing electrical impedance.

Femur: Thighbone; longest bone in the body.

Fibula: Smaller of the two bones in the lower leg; runs from the knee to the ankle along the outside of the lower leg.

Flexibility: The ability of muscle to relax and yield to stretch forces.

Fracture: Breach in continuity of a bone. Types of fractures include simple, compound, comminuted, greenstick, incomplete, impacted, longitudinal, oblique, open, stress or transverse.

Glenohumeral: The shoulder girdle; consists of the glenoid capsule, head of the humerus and labrum.

Glenoid: Cavity of the scapula into which the head of the humerus fits to form the shoulder girdle.

Glenoid Labrum: A rim of fibrocartilaginous tissue attached around the margin of the glenoid fossa.

Grade One Injury: A mild injury in which ligament, tendon or other musculoskeletal tissue may have been stretched, but not torn or otherwise disrupted.

Grade Two Injury: A moderate injury in which musculoskeletal tissue has been partially, but not totally torn, causing appreciable limitation in function of the injured tissue.

Grade Three Injury: A severe injury in which tissue loss has been significant, and in many cases, totally torn or otherwise disrupted, causing a virtual loss of function.

Groin: Junction of the thigh and abdomen, location of muscles that rotate, flex and adduct the hip.

Hammer Toe: Condition when the first digit of a toe is at a different angle than the remaining digits of the same toe.

Hamstring: Category of muscle that runs from the buttocks to the knee along the back of the thigh. It functions to flex the knee and is often times injured as a result of improper conditioning or lack of muscle flexibility.

Hemarthrosis: Accumulation of blood within a joint as a result of an acute injury.

Hematoma: Mass produced by an accumulation of coagulated blood in a cavity or in soft tissues.

High Ankle Sprain: Disruption of thick connective tissue between the tibia and fibula above the ankle joint.

Hip Pointer: Contusion to the iliac crest.

Hydrotherapy: Treatment using water.

Hyperextension: Extreme extension of a limb or body part.

Ice and Stimulation: Use of ice to reduce inflammation and muscle stimulation by surface electrodes to maintain muscle strength used in rehabilitation of injury.

Iliotibial Band: A thick, wide fascial layer that runs from the iliac crest to the knee joint on the outside of the thigh.

Inflammation: The body's natural response to injury in which the injury site might display various degrees of pain, swelling, heat, redness and/or loss of function.

Isometric Contraction: Muscular contraction in which tension is developed but no mechanical work is done.

Labrum (Labrum Glenoidale): The cartilage of the glenoid cavity in the shoulder. A lip-edged or lip-like structure.

Lateral Collateral Ligament (LCL): Ligament of the knee along the outer aspect that connects the femur to the fibula. It provides lateral stability to the joint.

Ligament: Band of fibrous tissue that connects bone to bone or bone to cartilage and supports and strengthens joints.

Magnetic Resonance Imaging (MRI): Imaging procedure in which a radio frequency pulse causes certain electrical elements of the injured tissue to react to this pulse and through this process a computer display and permanent film establish a visual image. MRI does not require radiation and is very useful in the diagnosis of soft tissue, disc and meniscus injuries.

Mandible: Jaw bone

Medial Collateral Ligament (MCL): Ligament of knee along the inner aspect that connects the femur to the tibia.

Meniscus: Crescent-shaped cartilage, usually pertaining to the knee joint; also known as cartilage. There are two menisci in the knee - medial and lateral. These work to absorb weight within the knee and provide stability.

Metacarpals: Five long bones of the hand, joining the fingers to the wrist.

Metatarsals: Five long bones of the foot, running from the ankle to the toes.

Myositis: Inflammation of a muscle.

Open Reduction: Re-alignment of a fracture or dislocation with surgery.

Orthotic: Any device applied to or around the body of physical impairment of disability. Commonly used to control foot mechanics.

Osteochondritis Dessicans: A piece of bone and/or cartilage loosened from its attachment after trauma and a cause of a lesion.

Osteomyelitis: An inflammatory disease of bone caused usually by infection with streptococcus or staphylococcus bacteria.

Patella: The kneecap. The patella functions to protect the distal end of the femur as well as increase the mechanical advantage and force generating capacities of the quadriceps muscle group.

Plantar Fasciitis: Inflammation of the plantar (a thick tissue on the bottom of the foot which helps create the arch) fascia; associated with overuse or acute foot injury.

Posterior Cruciate Ligament (PCL): A primary stabilizing ligament of the knee that provides significant stability and prevents displacement of the tibia backward within the knee joint. A complete tear of this ligament necessitating reconstruction could require up to 12 months of rehabilitation.

Quadricep Muscles: A group of four muscles of the front thigh that run from the hip and form a common tendon at the patella; they are responsible for knee extension.

Radius: Bone in the forearm from elbow to the thumb side of the wrist.

Reconstruction: Surgical rebuilding of a joint using natural, artificial or transplanted materials.

Rotator Cuff: Comprised of four muscles in the shoulder area that can be irritated by overuse. The muscles are the supraspinatus (most commonly injured), infraspinatus, teres minor and subscapularis.

Sacroiliac: Junction of the sacrum, the lower back bone, with the pelvis.

Sacrum: Group of five fused vertebrae located just below the lumbar vertebrae of the lower back, which form part of the pelvis.

Scapula: Shoulder blade.

Sciatica: Irritation of the sciatic nerve resulting in pain or tingling running down the inside of the leg.

Sciatic Nerve: Major nerve that carries impulses for muscular action and sensations between the low back and thigh and lower leg; it is the longest nerve in the body.

Shin Splint: A catch-all syndrome describing pain in the shin that is not a fracture or tumor and cannot be defined otherwise.

Spleen: Large, solid organ responsible for the normal production and destruction of blood cells located under the left rib cage.

Spondylosis: Abnormal vertebral fixation or immobility, or a general term for arthritis of the spine.

Sprain: Injury resulting from the stretching or twisting of the joint and causes various degrees of stretching or tearing of a ligament or other soft tissue at the joint.

Strain: Injury resulting from a pulling or torsion to the muscle or tendon that causes various degrees of stretching or tearing to the muscle or tendon tissue.

Stress Fracture: A hair-line type of break in a bone. Caused by overuse.

Subluxation: Partial dislocation of a joint. The term usually implies that the joint can return to a normal position without formal reduction.

Synovial Fluid: Lubricating fluid for joints and tendons, produced in synovium, or the inner lining of a joint.

Synovitis: Inflammation of the synovial lining of a joint.

Talus: The ankle bone that articulates with the tibia and fibula to form the ankle joint.

Tarsals: Group of seven bones of the foot consisting of the calcaneus, talus, cuboid and three cuneiform bones.

Tendinitis: Inflammation of the tendon and/or tendon sheath, caused by chronic overuse or sudden injury.

Tendon: Tissue that connects muscle to bone.

Tenosynovitis: Swelling or inflammation of a tendon sheath caused by calcium deposits, repeated strain or trauma.

Tibia: Shin bone; larger of the two bones of the lower leg and is the weight-bearing bone of the shin.

Transcutaneous Electrical Nerve Stimulator (TENS): An electrical modality that sends a mild current through pads at the injury site which stimulates the brain to release the natural analgesic endorphin.

Transverse Process: Small lateral projection off the right and left side of each vertebrae that functions as an attachment site for muscles and ligaments of the spine.

Triceps: Muscle of the back of the upper arm, primarily responsible for extending the elbow.

Ulna: Inner bone of the forearm that runs from the tip of the elbow to the little finger side of the wrist.

Ulnar Nerve: Nerve in the elbow commonly irritated from excessive throwing.

Ultrasound: An electrical modality that transmits a sound wave through an applicator into the skin to the soft tissue in order to heat the local area for relaxing the injured tissue and/or disperse edema...Also a type of imaging study for certain body areas.

"Wind Knocked Out": Syndrome describing a contraction of the abdominal nerve trunk, the solar plexus, as a result of an abdominal contusion.



COYOTES HOCKEY NOW ON FM 98.7 FM

**ARIZONA
SPORTS**





TOGETHER WE'RE FULL STRENGTH GILA RIVER ARENA

OCTOBER

S	M	T	W	T	F	S
			1	2	3	4
5	6	7	8	9 WPG 7:00PM	10	11 LAK 6:00PM
12	13	14	15 EDM 7:30PM	16	17	18 STL 6:00PM
19	20	21 NSH 5:00PM	22	23 MIN 5:00PM	24	25 FLA 6:00PM
26	27	28 TBL 4:30PM	29	30 FLA 4:30PM	31	

NOVEMBER

S	M	T	W	T	F	S
						1 CAR 4:00PM
2 WSH 5:00PM	3	4 TOR 7:00PM	5	6	7 ANA 8:00PM	8 NYI 6:00PM
9	10	11 DAL 7:00PM	12	13 CGY 7:00PM	14 VAN 8:00PM	15
16 EDM 7:00PM	17	18 WSH 7:00PM	19	20 DAL 6:30PM	21	22 SJS 8:30PM
23 ANA 6:00PM	24	25 COL 7:00PM	26	27	28	29 CGY 8:00PM
30						

DECEMBER

S	M	T	W	T	F	S
	1 EDM 7:30PM	2 CGY 7:00PM	3	4 LAK 7:00PM	5	6 BOS 6:00PM
7	8	9	10	11 NSH 7:00PM	12	13 MIN 6:00PM
14	15	16 EDM 7:00PM	17	18	19	20 LAK 2:00PM
21	22 VAN 8:00PM	23 EDM 6:00PM	24	25	26	27 ANA 6:00PM
28	29 PHI 7:00PM	30	31 DAL 6:30PM			

JANUARY

S	M	T	W	T	F	S
				1	2	3 CBJ 6:00PM
4	5	6 STL 7:00PM	7	8 WPG 7:00PM	9	10 OTT 5:00PM
11	12	13 SJS 7:00PM	14	15 CGY 7:00PM	16	17 MIN 7:00PM
18 WPG 5:00PM	19	20 CHI 6:30PM	21	22	23	24
25	26	27 PHI 5:00PM	28	29 TOR 5:30PM	30	31 OTT 1:00PM

FEBRUARY

S	M	T	W	T	F	S
1 MTL 11:00AM	2	3 CBJ 5:00PM	4	5 CAR 7:00PM	6	7 DET 6:00PM
8	9 CHI 6:30PM	10 STL 6:00PM	11	12	13 SJS 7:00PM	14 NYR 6:00PM
15	16 COL 7:00PM	17	18	19	20	21 TBL 6:00PM
22	23 NJD 5:00PM	24 NYI 5:00PM	25	26 NYR 5:00PM	27	28 BOS 3:30PM

MARCH

S	M	T	W	T	F	S
1	2	3 ANA 7:00PM	4	5 VAN 7:00PM	6	7 MTL 5:00PM
8	9 NSH 7:00PM	10	11	12 CHI 7:00PM	13	14 NJD 6:00PM
15	16 LAK 7:30PM	17	18	19 COL 7:00PM	20	21 PIT 6:00PM
22 VAN 5:00PM	23	24 DET 4:30PM	25	26 BUF 4:00PM	27	28 PIT 10:00AM
29	30 BUF 7:00PM	31				

APRIL

S	M	T	W	T	F	S
			1	2	3 SJS 7:00PM	4 SJS 6:00PM
5	6	7 CGY 6:00PM	8	9 VAN 7:00PM	10	11 ANA 6:00PM

2014-2015

HOME AWAY



All times local
Arizona time.
*Dates and times
are subject to
change