



VEZINA TROPHY FINALIST



JACK ADAMS TROPHY



PHOENIX COYOTES

2010-11 MEDIA GUIDE



GM OF THE YEAR



KING CLANCY TROPHY

Jukka Tapio Nieminen



Feb. 25, 1970 to June 11, 2010
Born in Espoo, Finland

The Phoenix Coyotes dedicate the 2010-11 season to Jukka Nieminen, who served as the massage therapist for the Coyotes and Winnipeg Jets from 1993-2010.

Over the years, Jukka was loved by all players, coaches, management and staff. He was proud to serve in the National Hockey League and had a tremendous passion for the game.

Jukka left behind his father Reijo, mother Tuula, sister Mari, two beautiful daughters, Alexandra and Caroline, who he was extremely proud of, and his fiancée Amy Barber, the love of his life.

He will be missed greatly.



TABLE OF CONTENTS

PHOENIX COYOTES

Club Directory	4
Media Information	5
Coyotes Community	6-7
Jobing.com Arena	8

FRONT OFFICE

Management	10-12
Scouting Staff	12-14
Coaching Staff	15-17
Training & Equipment Staff	18-20
Front Office Staff	21-23
Arena Management Group	24
Broadcasters	25-26

THE PLAYERS

Player Profiles	28-87
In The System	88-99
Future Coyotes	100-104
2010 Entry Draft Selections	105
Training Camp Roster	106-107
How The Team Was Built/Roster Changes	108
San Antonio Rampage/AHL	109-112
Las Vegas Wranglers	113

2009-10 IN REVIEW

NHL Season Summary	115-116
Coyotes Game-By-Game Results	117-119
Scoring Summary	120-122
Player Game-By-Game Stats	123-128
Record When	129
Month-By-Month & Day-By-Day	129
Team Highs & Lows	130-131
Miscellaneous Stats	131
Roster Moves	132
Man-Games Lost to Injury	133
Season In Review	134-135
Prospect Report	136-137
Vs. the Divisions	138
Vs. NHL Opponents	139-167

RECORDS

All-Time Team Statistics	169
Year-By-Year Record	169
Overtime	170-171
Shootout	172
Special Teams	173
Penalty Shots	174
Hat Tricks	175
Shutouts	176
Highest Scoring Games	177
Lowest Scoring Games	177
Top Single Seasons	178
Single Season Leaders	179-180
All-Time Career Leaders	181-182
All-Time Scoring By Points	183-186
All-Time Roster	187-195
Season-By-Season	196-225
All-Time vs. Opponents	226-238
Team Records	239-240
Individual Records	241-242

HISTORY

Team History	244-247
Logo/Uniform History	248-249
Uniform Numbers	250-252
Expansion Draft Selections	253
Entry Draft Selections	253-254
Transactions	260-265
GMs & Coaches	266-268
Captains	268
All-Stars/Award Winners	269-270
Attendance	270
Hall of Fame/Olympics	271
Opening Games	272
Franchise Firsts	273
Coyotes Firsts	274

PLAYOFFS

2010 NHL Playoff Results	276-277
All-Time Playoff Series	278-281
All-Time Playoff Scoring By Season	281-285
All-Time Playoff Scoring By Points	286-287
All-Time Playoff Goaltending	287
Franchise Career Playoff Leaders	288
Team Playoff Records	289-290
Individual Playoff Records	291-292
Franchise Playoff Firsts	293
Coyotes Playoff Firsts	294

MEDIA AND GENERAL INFORMATION

NHL Directory	296
2010-11 Critical Dates	297
NHL Trophies and Awards	298
NHL Alignment	299-300
Stanley Cup Champions	301
New NHL/Hockey Terms/Rules	302-305
NHL On-Ice Officials	306
Sports Medicine Glossary	307-308
PhoenixCoyotes.com	309
Schedule	310

A PUBLICATION OF THE PHOENIX COYOTES HOCKEY CLUB

Executive Editors: Sergey Kocharov, Rob Crean, and Rich Nairn

Layout and Design: Scott Jenner and Kelly Gladden

Special Thanks: Bob Waterman and Randy Robles (Elias Sports Bureau);
Neil Pierson (National Hockey League)

Photography: Norm Hall Photography, Bruce Bennett Studios, Getty Images,
Hockey Hall of Fame, Arizona Republic

The information contained in this publication was compiled by the Phoenix Coyotes Hockey Club and is intended only for personal or editorial use by the media and the fans. Any commercial use of this information is prohibited without the written consent of the Phoenix Coyotes Hockey Club. All NHL and team logos depicted inside this publication are the property of NHL Enterprises, Inc. and the respective teams and may not be reproduced for commercial purposes without the prior written consent of NHL Enterprises, Inc.

PHOENIX COYOTES TEAM DIRECTORY

OFFICE: 6751 N. Sunset Blvd. #200, Glendale, AZ 85305; 623-772-3200; Website: www.PhoenixCoyotes.com

ARENA: Jobing.com Arena, 9400 W. Maryland Ave., Glendale, AZ 85305; Arena Capacity: 17,125

Club Officers and Executives

Chief Operating Officer & Alternate Governor Mike Nealy
Executive Vice President, General Manager & Alt. Governor Don Maloney
Vice President of Hockey Operations & Assistant G.M. Brad Treiving

Executive Assistant to the President Cheryl Taylor
Executive Support/Legal and Risk Management Coordinator Gail Avisar

Hockey Operations

Head Coach Dave Tippett
Associate Coach Ulf Samuelsson
Assistant Coach Dave King
Assistant Coach Doug Sulliman
Goaltending Coach Sean Burke
Video Coach Steve Peters
Power Skating Coach Mark Ciaccio
Director of Hockey Administration Chris O'Hearn
Manager of Hockey Administration Kimberly Trichel
Head Athletic Trainer Jason Serbus
Assistant Athletic Trainer John Bernal
Strength & Conditioning Coordinator Mike Bahn
Manual Therapist Mike Griebel
Head Equipment Manager Stan Wilson
Equipment Manager Tony Silva
Assistant Equipment Manager Jason Rudee
Manager of Team Services Rick Braunstein
Director of Amateur Scouting Keith Gretzky
Director of Professional Scouting Frank Effinger
Assistant Director of Amateur Scouting Steve Lyons
Head European Scout Christian Ruuttu
Professional Scout Derek MacKinnon
European & Amateur Scouts Norm Gosselin,
David MacLean, Keith Sullivan, Jeff Twohey
Video Scout Bob Teofilo
Team Services Coordinator/Security Jim O'Neal
Team Internist Robert Luberto, D.O.
Team Orthopedic Surgeons Dr. Doug Freedberg,
Dr. Gary Waslewski, Dr. Arnti Sahashrabudhe,
Dr. Brian Shafer
Team Dentists Dr. Lawrence Emmott,
Dr. Rick Landgrin, Byron J. Larsen, DDS
Team Opthamologists Dr. George Reiss,
Dr. Jeffrey Edelstein

San Antonio (AHL) Head Coach Ray Edwards
San Antonio (AHL) Assistant Coaches Jeff Truitt,
Brian Pellerin
San Antonio (AHL)
Head Athletic Trainer Mike Ermatinger
San Antonio (AHL)
Equipment Manager John Krouse

Broadcasting

TV Play-by-Play Announcer Dave Strader
TV Color Analyst Tyson Nash
TV/Radio Host Todd Walsh
Radio Play-by-Play Announcer Bob Heethuis
Director of Broadcasting Doug Cannon
Radio Host Luke Lapinski

Communications

Sr. Director of Media Relations Rich Nairn

Community Relations

Director of Community Relations
& Fan Development Sarah Finecey
Coyotes Charities Coordinator Maggie Goble

News Content

Sr. Director of News Content Dave Vest

Marketing

Vice President of
Marketing & Communications Jim Brewer
Sr. Director of Marketing Stacey Cohen
Director of Advertising & Media Ted Santiago
Manager of New Media Michael Sharer
Manager of Creative Services Scott Jenner
Production Artist Kelly Gladden
Database Marketing Manager Monica Leyba
Database Marketing Coordinator Kyle Stephenson
Video Production Manager Gannon Hubler
Producer/Editor TBD
Video Graphic Coordinator TBD
Event Presentation Manager John Hess
Field Producer Melanie Paramore
Video Production Coordinator Colin Kelly

Corporate Sales & Sponsorships

Corporate Partnerships
Account Executive Brittany Grant
Corporate Partnerships
Account Executive Jenni Hansen
Corporate Partnerships
Account Executive Rich Egan
Corporate Partnerships
Account Executive Casey Charpio
Corporate Partner
& Luxury Suite Coordinator Sara Morales
Corporate Partner &
Suite Service Coordinator Stacey Gewecke

Suite Sales

Suite Sales Director Mike Briody
Suite Sales Executive Mike Ostrowski
Premium Seating Executives Justin Brickner,
Dirk Manley, Dave Paris

Premium Seating
Service Coordinator Lindsay Kray

Ticket Operations

Director of
Ticket Operations Douglas Vanderheyden
Ticket Operations Coordinator Ashley Oglie
Ticket Operations
Group Coordinator Jakub Jaroszewicz
Ticket Sales & Service
Vice President of Ticket Sales David Burke
Senior Director of Ticket Sales Grant Buckborough
Manager of Group Sales Sean Ream
Sr. Group Sales Account Executive Katlyn Duchow
Group Sales Account Executives Abel Arriaga,
Melanie Jaroszewicz, Matt Audibert, Brian
Goodheart, Kevin West, Ian Winklmann

Customer Service
Representatives Kara Lyn Katchmark,
Sean Sanford, Marshall Spalding
Account Executives Elizabeth Aebly,
Danielle Chelette, Sarah Gomez,
Matt McClelland, Chris Reaves
Ticket Sales Coordinator Stacie Morem

Finance & Accounting

Vice President of Finance
and Controller Joe Leibfried
Assistant Controller Burlenti Shaban
Senior Accountant Stephanie Johnson
Purchasing Manager John Dickey
Accounts Payable Administrator Kathy Kelly
Payroll Administrator Mary Sanders

Legal

Vice President, General Counsel Courtney Lewis

Human Resources

Vice President of Human Resources Julie Atherton
Receptionist Tricia Provost

Technology

Senior Director of IT Jay Gaskin
Senior IT Systems Engineer Lynsey Downing

Arena Management Group

Senior Vice President
& General Manager Jim Foss
Executive Director of Booking Sean Saadeh
Ticket Office Coordinator Shawn Bain
Event Scheduler Liz Ellis
Director of Guest Services Paul Serbic
Director of Parking & Traffic Jeff Jones
Director of Security & Safety Sam Cornejo
Director of Operations Sean Langer
Director of Events Kyle Olsen
Facility Security Shift Supervisors Nick Gaydos,
Dave Hurni, Norma Hampton
Production Engineer Jim Howard, Jason Selner
Chief Engineer David Leckie
Ice Technician/Operating Engineer Brad Priest
Operating Engineer Tom Harder,
Marcus Rahn, Jim Walker, Dave West
Senior Conversion Crew Supervisor Joaquin Lucio
Conversion Crew Supervisor Jon Mowery
Conversion Crew Leads Don Jacobson,
Zach Greenwood, Rogelio Vega
Housekeeping Supervisor Michelle Padilla
Housekeeping Attendants Maria Corrales,
Joseph Richards

Team Information

Regional Sports Network Fox Sports Arizona
Radio Station XTRA Sports 910
Team Photographer Norm Hall

MEDIA INFORMATION

MEDIA RELATIONS STAFF



Rich Nairn
Sr. Director of Media Relations

On behalf of the Phoenix Coyotes, welcome to the 2010-11 National Hockey League season. The first 13 Coyotes seasons have produced some of the Valley's top sports stories and we expect the excitement to continue this year. As we enter our 14th season in the Valley of the Sun, we hope to make your job covering the Coyotes as easy and as pleasant as possible. In order to help our operation run smoothly and make your jobs easier, we ask that you follow these guidelines:

MEDIA CREDENTIALS:

Media credentials are issued to working media only. The media entrance at Jobing.com Arena is Gate 1, located in the southwest corner of the arena. The media entrance and media will-call window will be open two hours prior to the start of each game. All credentials are non-transferable, and any unauthorized use will subject the bearer to ejection from Jobing.com Arena and confiscation of the credential. All media are required to display credentials when entering the media lounge, press box and dressing room areas and must wear their credentials throughout the game. Season media passes will be issued to established newspapers, television & radio stations, websites and magazines. Please contact Rich Nairn at (623) 772-3249 or Rich.Nairn@PhoenixCoyotes.com for credential requests.

INDIVIDUAL GAME PASSES:

Individual game credentials should be requested through the media relations department at least 24 hours prior to game time. Please email Rich.Nairn@PhoenixCoyotes.com. Pre-arranged passes must be picked up at the media entrance at Gate 1, located in the southwest corner of Jobing.com Arena. Credentials will be issued on an availability only basis.

PREGAME ACCESS:

NHL locker rooms are not open prior to game time. Requests for interviews prior to the game will be accommodated upon the approval of the players and coach involved. However, NHL regulations allow for a maximum of three players per team to be made available upon request up to 90 minutes before the game. Coyotes players will be made available from 4:30 p.m. to 5:00 p.m. for a 7:00 p.m. start and from 2:30 p.m. to 3:00 p.m. for a 5:00 p.m. start. The ideal time for game day interviews is at the pre-game skate, held each game-day morning (10:00 or 10:30 a.m.) at Jobing.com Arena or the Alltel Ice Den in Scottsdale (practice times are subject to change).

POSTGAME ACCESS:

Both the Coyotes and the visitor's dressing rooms will be open no later than 5 minutes after each game. Media will have access to the players for 30 minutes after the rooms are opened. Only working media with official credentials will be allowed into the dressing rooms. Following the player media access, the Coyotes head coach will be available for post-game comments in the interview room, located between the Coyotes' locker room and the visiting dressing room. The NHL officials' locker room is off limits to the media. If a comment or interpretation from the game's referee or NHL supervisor is required, a pool reporter may be assigned. **ABSOLUTELY NO AUTOGRAPHS ALLOWED DURING MEDIA ACCESS PERIODS.**

DAILY PRACTICES:

Coyotes practices will be held at Jobing.com Arena or the Alltel Ice Den in Scottsdale. All practices are open to the media. For up-to-date information on practice times and location, please call (623) 772-3873 each morning.

PRESS BOX ACCESS:

The Keilback Press Box at Jobing.com Arena is located on the west side of the building on level 7. A designated press elevator is located next to the press lounge and provides access to the press box. Please see seating chart for assigned seats.

BROADCAST BOOTH POSITIONS:

All broadcast positions are located in the main press box of Jobing.com Arena. Please see seating chart for assigned booths.

PRESS NOTES:

Complete sets of the game press notes, NHL statistics and press releases will be made available in the media work room in the media lounge as well as in the press box. Game notes, stats and releases can also be found online at PhoenixCoyotes.com or NHLMedia.com. Additional materials (out-of-town scores, game summaries) will be distributed to all working media throughout the game.

PHOTOGRAPHY:

Photo credentials will also be issued in the same manner as other passes. Weekly papers and magazines on assignment may obtain passes by having the photo editor request a single game credential. The Coyotes team photographer, Norm Hall, will assign photo positions. Photographers should check in with Mr. Hall or a member of his staff in the media lounge prior to game time. All photographers must comply with space assignments and shooting regulations. Photographers must shoot from designated areas only. Should photographers require any additional information regarding equipment (i.e. strobes), please contact Norm Hall at: (602) 620-1532.

PHONES/STATISTICIANS:

Media are provided with working phones and high speed internet lines (orange jacks) and wireless internet access in the press box and media work room. Should you require an additional phone line at Jobing.com Arena, please contact a member of the Coyotes' media relations staff. Statisticians are available to assist television broadcasters by contacting Coyotes Director of Broadcasting Doug Cannon at (623) 772-3217 or doug.cannon@phoenixcoyotes.com. These services must be arranged at least 24 hours prior to the game.

MEDIA PARKING:

The Phoenix Coyotes offer media parking in Lot E of Jobing.com Arena, which is located near the southeast corner of the arena. Visiting media who require media parking should contact Rich Nairn at (623) 772-3249 or Rich.Nairn@PhoenixCoyotes.com.

We hope this outline of procedures and guidelines will assist you in your coverage of the Phoenix Coyotes and the National Hockey League in 2010-11. Please don't hesitate to call us if you need additional assistance. We look forward to working with you again this season.

COYOTES COMMUNITY



COYOTES CHARITIES

Coyotes Charities, the team's non-profit foundation, has committed more than \$1 million in grants and gifts to non-profit organizations throughout the state of Arizona who support healthcare, education, cultural arts or sports programs for children. Coyotes Charities also gives out over 1,500 in-kind donations to valley non-profit organizations throughout the year to support their fundraising initiatives.

During the season, Coyotes Charities hosts a number of fundraising events around the Valley that bring Coyotes management, players, fans and business and community leaders together to make a power play assist for those in need. Past events have included Pucks and Passports, Coyotes Charities Golf Classic and Coyotes Carnival.

Visit PhoenixCoyotes.com for information on this season's Coyotes Charities events.

IN GAME FUNDRAISERS

Silent Auction

At each home game, authentic sports memorabilia is displayed on the main concourse featuring famous athletes like Wayne Gretzky, Gordie Howe, Mario Lemieux, Tiger Woods and many more. All items are available for bid through the beginning of the third period.

Coyotes Charities also auctions off Phoenix Coyotes autographed memorabilia at each home game to support local non-profit organizations. Check out the Coyotes Community Corner outside section 116 to place your bid.

Fan Experiences

The Coyotes offer a number of in-game experiences available with a donation to Coyotes Charities. These memorable opportunities include scoreboard messages, birthday packages, marriage proposals and Zamboni rides. For more information on Coyotes Charities grant cycle, events and programs, contact call (623) 772-3200 or log on to PhoenixCoyotes.com.

50/50 Raffle

Coyotes Charities hosts a 50/50 raffle every home game that allows non-profit organizations to raise needed funds for their programs. One lucky raffle winner receives 50 percent of the net profit and the remaining 50 percent is split between Coyotes Charities and the participating organization.

Mystery Pucks

Coyotes Charities will hold mystery puck sales during the season. For a \$20 donation to the Charity, fans will have the opportunity to pick a wrapped puck autographed by a Phoenix Coyotes player. Every puck is autographed, but lucky winners who receive a puck signed in gold mean they have won an additional Phoenix Coyotes autographed prize! All proceeds from the Mystery Puck sales benefit Coyotes Charities.



COMMUNITY RELATIONS PROGRAMS

The Phoenix Coyotes spend countless hours and resources developing partnerships with other organizations throughout Arizona. The result is the creation of many innovative programs that benefit thousands of people in Arizona and help further extend the bounds of the team's community efforts. The success of these programs greatly depends on these partnerships.

Coyotes Causes

The Coyotes are dedicated to the in-game promotion of a different cause each month of the hockey season. Non-profit organizations are invited to home games to raise awareness of their efforts. Promotions also include clothing, food and toy drives.

Tickets for Kids

Individuals and corporations treat children from non-profit organizations to a Coyotes game. Due to this generosity, approximately 16,000 children who would never have had an opportunity to see a game in person attend a Coyotes game each season.

Ticket Assist Program

Season ticket holders can donate their tickets when they are unable to attend a game. These tickets are then distributed to local non-profit organizations through Coyotes Charities.

Hospital Visits

Coyotes' players, coaches, management and staff visit local children's hospitals throughout the year to brighten the day of kids during their stay.



GROWING THE GAME

With hockey emerging as a truly warm weather sport, the Phoenix Coyotes have developed several avenues for fans to participate in the sport and experience hockey through hands-on interaction.



Phoenix Coyotes Hockey Development Program (PCHDP)

The PCHDP helps young individuals develop as athletes, leaders and members of the community through various hockey programs that emphasizes excellence, commitment, discipline, teamwork and sportsmanship. The goal is to give every participant (coach, player or parent) the opportunity to improve their knowledge of hockey and experience the enjoyment the game provides.

Hockey Clinics

The Coyotes host a series of youth and adult hockey clinics at Jobing.Com Arena. These clinics are designed for beginner to intermediate players and focus on the fundamental skills of stick handling, passing, shooting and positional play.

Ace Bailey Got Skills

The "Got Skills" program is the ultimate skills challenge for squirt and pee-wee-aged youth hockey players. This program honors the memory of Ace Bailey – a former NHL player and scout who tragically lost his life on September 11, 2001. "Got Skills" is the place for up-and-coming players to test their talents against peers from around the country. The 2007-08 hockey season marked the second year of Coyotes participation with more than 225 local players participating in the regional competitions, nine players accepting an invitation to the National Finals and seven youth representing the Coyotes at the National Championships in New York City. For information, visit www.acesgotskills.com.



Street Coyotes

Street Coyotes is an NHL-based initiative to grow the sport of hockey among children. In 2007-08, the Coyotes partnered with this program, conducting more than 80 street hockey clinics at local Boys & Girls Clubs of Metropolitan Phoenix. In addition, the Coyotes helped organize a street hockey league through the Boys & Girls Clubs. Eighteen different Clubs in the Valley competed against one another with street hockey equipment provided at no charge.

Coyotes Caravan

The Coyotes Street Team and their fleet of interactive inflatables attend over 200 community events per year. The main attractions include a 20-foot tall hockey player (apply named "The Enforcer"), a 100 ft. x 50 ft. inflatable hockey rink and an interactive "Slapshot" inflatable where kids and adults can test their shot.

Coyotes in the Community

The Coyotes and their fleet of interactive inflatables attend over 200 community events per year. The main attractions include a 20-foot tall hockey player (apply named "The Enforcer"), a 100 ft. x 50 ft. inflatable hockey rink and an interactive "Slapshot" inflatable where kids and adults can test their shot.

Howler

This furry ambassador of Coyotes hockey entertains fans throughout the Valley, making approximately 300 community appearances a year from hospital visits to school assemblies. To book Howler for your event, contact Adam Wade, Fan and Event Presentation Manager, at 623-772-3386, or contact Howler directly at howler@phoenixcoyotes.com.





GLENDALÉ • ARIZONA

Jobing.com Arena, Arizona's Premiere Sports & Entertainment Center, is a state-of-the-art, multi-purpose facility located at Loop 101 and Glendale Avenue. The arena anchors the 223-acre, \$1 billion development Westgate City Center, the "crown jewel" of sports and entertainment complexes.

Owned by the City of Glendale, Jobing.com Arena is home to the National Hockey League's (NHL) Phoenix Coyotes and a multitude of spectacular entertainment events annually. With two separate concourses on two seating levels, Jobing.com Arena's open concourses are fan-friendly and provides fans with an open view of the ice. The arena also features an intimate seating bowl that has all the modern amenities. The venue seats 17,125 for Coyotes games, and both seating levels have been strategically situated to create great hockey sightlines.

There are 87 luxury suites in Jobing.com Arena, including two tower suites and 12 party suites that can accommodate large groups of up to 50 people. In addition, the Comerica Bank Club (located on the club suites level) consists of approximately 400 upscale seats with unique club and dining opportunities. The Toyota Club is an upscale private club, open exclusively to season ticket holders seated in the first two rows of seats along the glass. The Club is located directly behind the Coyotes and visiting team player benches, offering fans unique views of both the Coyotes and visiting team players as they enter and exit the ice.

Fans visiting this exceptional arena enjoy state-of-the-art technology, including an electronic display system with 360-degree video boards, an eight-sided scoreboard, an advanced in-arena production studio and superior acoustics for concerts and other special events.

The building opened on December 26, 2003 with the Arizona Sting's inaugural National Lacrosse League game. The following night, December 27, the Coyotes hosted the Nashville Predators in front of a standing-room only crowd of 19,052 for the inaugural NHL game at Jobing.com Arena.

Jobing.com Arena has hosted numerous world-class concerts and events since opening in December 2003. Some of the music industry's top performers were welcomed to Glendale in the arena's inaugural year including Prince, Rod Stewart, Toby Keith, Britney Spears and Usher. Jobing.com Arena earned "the best new major concert venue in North America" as selected by the Pollstar Concert Industry Awards. In 2005, the arena's second full year, the venue hosted major acts and numerous sell-outs such as U2, Elton John, The Rolling Stones, Paul McCartney, Bruce Springsteen, Kenny Chesney, Eagles and Motley Crue.

Jobing.com Arena came out strong again in 2006 with more sell-outs, A-List Acts, and major up-and-coming acts such as Aerosmith with Lenny Kravitz, Nickelback, Bon Jovi, Fall Out Boy, Panic! At the Disco, Madonna, Bruce Springsteen, Red Hot Chili Peppers and Kenny Chesney with his third straight sell-out. Family shows at the arena included Trans-Siberian Orchestra, High School Musical, and Dancing with the Stars.

The big concerts just kept coming in 2007 with Justin Timberlake, Christina Aguilera, Rod Stewart, John Mayer, My Chemical Romance, Martina McBride, and Tim McGraw & Faith Hill. The arena also hosted a variety of family shows in 2007 including, Stars on Ice, Cheetah Girls, Lipizzaner Stallions, and American Idols Live. In 2008, the likes of Bon Jovi, Tom Petty and the Heartbreakers and Hannah Montana visited Jobing.com Arena. The Arena also hosted the Pepsi Smash Super Bowl concert featuring Mary J. Blige and Maroon 5, as well as auditions for the upcoming season of the hit television show, American Idol.

Every February, Jobing.com Arena comes alive with February Frenzy, the Arizona Interscholastic Association's (AIA) high school tournaments and state championships for basketball and wrestling. Great family show events have included Tony Hawk's Boom Boom HuckJam, WWE, PBR, John Hancock Champions On Ice, Cheetah Girls, High School Musical, and various motor sports including IFMA FMX Motocross.

JOBING.COM ARENA FAST FACTS

- Fastest built arena of its kind in the United States (18 months)
- Over 20,000 people were involved in the construction process with a grand total of 1.5 million man-hours. At the peak of construction, 840 people worked on site at one time.
- 47,000 yards of concrete
- 5,000 tons of steel to reinforce the concrete structure
- 1,600 tons of steel support the roof which covers 187,000 square feet (4.3 acres)
- Steel in roof weighs 5 million pounds
- Roof covers 4 acres and supports 187,000 feet of insulated roofing
- 31,000 square feet of exterior glass
- 30 miles of piping systems
- 220 miles of wiring
- 41,000 lineal feet of storm drain piping
- 300,000 square feet of sidewalk was created
- 2,400 tons of air conditioning
- 10,000 gallons of water is used to create the ice sheet for hockey/figure skating
- The 34,000 pound center hung scoreboard (28 feet by 28 feet) cost \$2.5 million. It has four 9' x16' video instant replay screens and is raised and lowered by an electric winch capable of hoisting 50,000 pounds that is mounted up in the roof truss section directly over center ice.

CONSTRUCTION	Began on June 17, 2002
COMPLETION	December 2003, 18 months of construction
OPENING DATE	December 26, 2003 – Arizona Sting vs. Vancouver Ravens
OPENING HOCKEY	December 27, 2003 – Phoenix Coyotes vs. Nashville Predators
OPENING CONCERT	February 12, 2004 – Bette Midler
COST	\$220 million
ARCHITECTS	HOK
CONTRACTOR	Perini Construction
OWNER	City of Glendale
MANAGEMENT	Arena Management Group
SIZE	Located on 223 acres, the arena complex is 612,900 square feet and built 90 feet underground
LOCATION	9400 West Maryland Avenue; Glendale Avenue, Arizona 85305
SEATING	Seating capacity for hockey – 17,125 with a maximum of 20,000
PARKING	7,000 parking spaces on site around the arena
LUXURY SUITES	87 suites located on two mid-level concourses, each accommodates up to 20 guests
PUBLIC ENTRANCES	Five entrances, located at Gate 1 (southwest), Gate 2 (west), Gate 4 (north), Gate 6 (east) and Gate 7 (southeast).
MEDIA ENTRANCE	Located at Gate 1, in the southwest corner of the Arena. Parking is located in Lot E, accessible from Coyotes Lane at 91st Avenue.

FRONT OFFICE



MIKE NEALY

President, Chief Operating Officer & Alternate Governor

Mike Nealy was named Chief Operating Officer of the Phoenix Coyotes on June 30, 2010 after spending the previous five years as the team's Executive Vice President and Chief Financial Officer. Nealy, who originally joined the organization from the Minnesota Wild Hockey organization on January 30, 2006, is responsible for overseeing the day-to-day business operations of the Coyotes and Jobing.com Arena. Mike also serves as one of the team's alternate governors.

During his tenure as Executive Vice President and Chief Financial Officer, Nealy oversaw treasury, finance and accounting, legal, information technology, human resources and the box office operations for the Coyotes and Jobing.com Arena. He also served as Treasurer on the board for Coyotes Charities.

Prior to his move to Phoenix, Nealy spent four years with the Wild and Minnesota Sports & Entertainment where he served as Vice President of Finance and Corporate Controller. Before working in the sports industry, Mike worked in both private and public companies. Nealy spent 13 years with the Deluxe Corporation/eFunds where he held a variety of management and financial leadership positions, including Senior Financial Analyst and Director of Planning and Analysis at the corporate level. Additionally, he served as Corporate Controller of a wholly-owned subsidiary of Deluxe in Columbus, Ohio, and as Chief Financial Manager of a subsidiary in Milwaukee, Wisconsin.

A Minnesota native, Nealy earned Bachelor of Science in Business (BSB-1987) and Master of Business Administration (MBA-1993) degrees from the University of Minnesota's Carlson School of Management. In his spare time, he enjoys golfing, swimming, running (he has completed 11 marathons) and traveling. He has coached youth football, is a basketball referee, and has traveled to China, Estonia and Latvia for volunteer activities. Nealy is an Honorary Commander alumni at Luke Air Force Base, serves on the Board for the Fighter Country Partnership and serves as Treasurer and Finance Committee Co-Chair for the Board of Directors in the Arizona chapter of The Partnership for a Drug Free America.

He and his wife, Brenda, have a daughter, Regan (9), and a son, Simon (5). The family currently resides in Phoenix.



DON MALONEY

Executive Vice President, General Manager & Alternate Governor

Don Maloney enters his fourth season as Executive Vice President, General Manager and Alternate Governor of the Phoenix Coyotes after being named to the position on May 29, 2007. Maloney is the seventh general manager in Coyotes/Jets franchise history.

Maloney received the inaugural NHL General Manager of the Year Award following the 2009-10 season after steering the Coyotes through a turbulent off-season and charting the course for the most successful regular season in franchise history. The team finished the 2009-10 campaign with a record of 50-25-7 for 107 points, setting new franchise records for wins, home wins (29), points, and longest home winning streak (10 games; Nov. 21-Dec. 29) while qualifying for the Stanley Cup Playoffs for the first time since 2002.

After adding veterans such as Adrian Aucoin, Radim Vrbata and Taylor Pyatt to the roster through free agency and trades during the summer of 2009, Maloney then hired Head Coach Dave Tippett, who would guide the Coyotes to the postseason and win the 2009-10 Jack Adams Award as the NHL's Coach of the Year. With the Coyotes already enjoying a breakout season, Maloney made several moves at the March 3 trade deadline, acquiring several veteran players including Wojtek Wolski, Lee Stempniak and Derek Morris, helping to propel the club to even greater heights as Phoenix won nine consecutive games following the trade deadline (Mar. 4-21) to tie a club record.

Among Maloney's first acquisitions as the Coyotes' GM was goaltender Ilya Bryzgalov, who was claimed off waivers on Nov. 17, 2007 and signed to a three-year contract extension that same season. In parts of three seasons with the Coyotes, Bryzgalov has gone 94-73-17 with a 2.57 GAA, a .916 SV% and 14 shutouts. During the 2009-10 campaign, Bryzgalov shattered the franchise record for wins in a season (42) while tying the club record for shutouts (8). For his accomplishments, Bryzgalov was named to the 2009-10 NHL Second All-Star Team, was the runner-up for the Vezina Trophy and finished fifth in the balloting for the Hart Trophy.

In his first season as general manager of the Coyotes in 2007-08, Maloney's club posted a record of 38-37-7 for 83 points, an improvement of seven wins and 16 points from the previous season. The 16-point increase represented the fifth-largest point increase by an NHL team during the 2007-08 season and was also the greatest one-season point increase in Coyotes history.

Among Maloney's stable of highly-regarded draft choices during his tenure as Coyotes GM are defensemen Oliver Ekman-Larsson (6th overall, 2009) and Maxim Goncharov (123rd overall, 2007), as well as forwards Kyle Turris (3rd overall, 2007), Mikkel Boedker (8th overall, 2008) and Viktor Tikhonov (28th overall, 2008). In addition to building through the draft, Maloney has consistently upgraded the roster through free agency and trades. Over the past two seasons, Maloney made a total of 11 trades on Trade Deadline Day.

Prior to joining the Coyotes in 2007, Maloney, a native of Lindsay, Ontario, spent the previous 10 seasons as a member of the New York Rangers' front office, most recently serving as the team's Vice President of Player Personnel and Assistant General Manager. He was primarily responsible for assisting Rangers President and General Manager Glen Sather in all player transactions and contract negotiations.

Maloney, 52, played a key role in the Rangers' development of several prospects into productive NHL players which recently have included Henrik Lundqvist, Brandon Dubinsky, Marc Staal and Ryan Callahan, as well as current Coyotes Petr Prucha, Jason LaBarbera and Lauri Korpikoski. Recognized as one of the deepest organizations in the NHL during Maloney's tenure, the Rangers' top minor league affiliate, the Hartford Wolf Pack, reached the American Hockey League playoffs in each of his 10 seasons with the club and won the league's Calder Cup Championship in 2000.

Maloney also served as Assistant General Manager for Team Canada squads that won gold medals at the 2003 and 2004 IIHF World Championships in Finland and Czech Republic, respectively.

Maloney's first front office position in the NHL was as Assistant General Manager of the New York Islanders following his retirement as a player with the club on Jan. 17, 1991. Maloney later served as Islanders' General Manager from Aug. 17, 1992 to Dec. 2, 1995. Among the players drafted by the Islanders during Maloney's tenure with the club were Todd Bertuzzi, Bryan McCabe, Zigmund Palffy, Tommy Salo and Darius Kasparaitis.

Maloney served as Eastern Professional Scout for the San Jose Sharks during the 1996-97 season prior to joining the Rangers' front office.

As a player, Maloney registered 214 goals, 350 assists and 564 points as well as 815 penalty minutes in 765 regular season games over 13 NHL campaigns with the Rangers, Hartford Whalers and Islanders. He also collected 22 goals, 35 assists and 57 points in 94 career playoff games.

Maloney spent 11 seasons with the Rangers after being selected by the club in the second round (26th overall) of the 1978 NHL Entry Draft. He helped lead the Rangers to the 1980 Stanley Cup Final by posting 20 points (7-13-20) that postseason, a playoff record for rookies at the time (since broken). Maloney played in the NHL All-Star Game in 1983 and 1984. He was named Most Valuable Player of the 1984 All-Star Game.

Maloney received the Rangers' Players' Player Award as voted by teammates on three occasions (1979-80, 1980-81, and 1986-87). He also won the Rangers' "Crumb Bum" Award for service to New York youngsters in 1984 and the team's Good Guy Award in 1981 for cooperation with the media.



BRAD TRELIVING

Vice President of Hockey Operations & Assistant General Manager

Brad Treliving enters his fourth season as Assistant General Manager after being named to the position on July 18, 2007. This off-season, Treliving was promoted to Vice President of Hockey Operations as he continues to work closely with General Manager Don Maloney on the day-to-day administration of the Coyotes' hockey operations. Treliving also serves as General Manager of the club's American Hockey League (AHL) affiliate, the San Antonio Rampage.

In his role, Treliving is consulted on all team personnel decisions and manages the amateur and pro scouting staffs and other administrative duties assigned by the general manager. Treliving is also responsible for all player personnel assignments with the team's minor league affiliates.

In his first season as GM of the Rampage, Treliving oversaw a club that qualified for the Calder Cup Playoffs for the first time since its inaugural season of 2002-03. The Rampage finished the 2007-08 regular season with a record of 42-28-3-7 for 94 points, marking the third-highest point total ever by a Coyotes AHL affiliate.

Treliving, 41, joined the Coyotes after serving as the President of the Central Hockey League (CHL) for seven years. During his tenure, Treliving guided the CHL to remarkable growth and development. Numerous successful expansion franchises were introduced including the Arizona Sundogs in Prescott Valley who began play in a new arena in 2006-07. That season, the CHL led all North American "AA" professional hockey leagues in attendance for the sixth consecutive campaign.

Treliving co-founded the Western Professional Hockey League (WPHL) in 1996 and served as the league's Vice President and Director of Hockey Operations for five seasons. The native of Penticton, British Columbia played an integral role in the merger of the WPHL and the CHL in May 2001 upon which he began his tenure as President of the league.

Prior to his front office career, Treliving played five professional hockey seasons from 1990-91 to 1994-95 including stints with the Indianapolis Ice of the International Hockey League (IHL) and both the New Haven and Prince Edward Island Senators of the American Hockey League (AHL). The defenseman also registered 17 goals, 85 assists, and 102 points as well as 811 penalty minutes in 243 games in the East Coast Hockey League (ECHL).

Treliving, his wife Julie and daughters Ryann and Reese reside in Scottsdale.



KEITH GRETZKY

Director of Amateur Scouting

Keith Gretzky enters his fifth season as the Coyotes Director of Amateur Scouting after serving the previous five seasons as an amateur scout for the team. Gretzky is responsible for all amateur scouting and oversees the NHL Entry Draft for the franchise.

The 43-year-old Gretzky played five seasons in the International Hockey League (IHL) with the Flint Spirits, San Diego Gulls and the Phoenix Roadrunners (28-51-79 in 132 games) and two seasons in the American Hockey League (AHL) with the Rochester Americans (11-37-48 in 66 games). Gretzky also played one season in the East Coast Hockey League (ECHL) with Winston-Salem and two seasons in Europe with Kettera (Finland) and Ayr in the British Hockey League.

Prior to being drafted by the Buffalo Sabres (3rd round, 56th overall) in the 1985 NHL Entry Draft, Gretzky had a solid junior career in the Ontario Hockey League (OHL) with Brantford, Windsor, Belleville and Hamilton. His best season came in 1984-85 when he recorded 31-62-93 in 66 games with Windsor. In 298 OHL games, he collected 113-222-335.

After retiring from professional hockey in 1993, Gretzky turned to coaching and began his career behind the bench with the Tri-City Americans (WHL) as an assistant coach. After one season with Tri-City, he moved to Bakersfield where he became the head coach of the WCHL's Fog. Gretzky coached three seasons with the Fog (1995-1998) before leaving to coach the Asheville Smoke of the UHL for two seasons (1998-2000). He joined the Coyotes organization in 2001.

Keith resides in Paris, Ontario.



FRANK EFFINGER

Head Pro Scout

Frank Effinger enters his third season with the Coyotes and first as Director of Pro Scouting. He is responsible for all professional scouting and oversees the schedule for the Coyotes' pro scouts.

Effinger joined the Coyotes after spending the previous two seasons as a professional scout with the New York Rangers. Prior to that, he spent seven years with the Minnesota Wild as the club's Eastern Pro Scout. While with Minnesota, Effinger was influential in acquiring the likes of Dwayne Roloson, Brian Rolston and Kim Johnsson and also played a role in the team's original Expansion Draft in 2000.

Prior to his stint with the Wild, Effinger worked part-time for the Buffalo Sabres and ran the hockey program for the Rye Country Day School and Rye Ranger Youth Program in Rye, New York. From 1979 to 1990, Effinger served as head coach of the Iona College men's hockey team and finished his career with the sixth best winning percentage in college hockey history. He was inducted into the Iona College Athletic Hall of Fame in 1996.

Effinger resides in Larchmont, New York with his wife, Kristen.



STEVE LYONS

Assistant Director of Amateur Scouting

Steve Lyons returns for his eighth season with the Coyotes and his third as the Assistant Director of Amateur Scouting. Lyons is responsible for helping Keith Gretzky to oversee the amateur scouting staff and assists in the NHL Entry Draft process. In addition, Lyons is responsible for overseeing all college free agents based in the U.S. From 2003 to 2005, he served as the Northeast United States Scout and from 2005-2008 he covered the United States, Canada and Europe. During his time with the Coyotes, notable staff draft picks include Kyle Turris, Keith Yandle, Chris Summers, Brett MacLean, Oliver Ekman-Larsson, Chris Brown and Brandon Gormley.

Lyons, 48, enters his 25th year as an NHL scout. He spent the first 12 seasons with the Chicago Blackhawks (1986-1998) serving as their United States Scout. In 1988 he was instrumental in the evaluation and eventual drafting of Boston native Jeremy Roenick as the eighth overall pick. Following his stint with the Blackhawks, Lyons spent the next five years with the Colorado Avalanche (1998-2003) covering North America and Europe while serving as an Amateur Scout for the 2001 Stanley Cup Champions.

Prior to scouting Lyons played professionally in both the Atlantic Coast Hockey League (Mohawk Valley / Virginia) and the International Hockey League (Indianapolis) and attended three professional training camps – two with the Boston Bruins and one with the Calgary Flames. Lyons played collegiate hockey for the University of New Hampshire (ECAC) from 1980-1983, recording 127 points in 101 games. He also led the team in scoring (20-35-55 in 34 games) during his final season.

In 1980, the Boston native was the first high school player ever to be drafted by the Boston Bruins (6th round, 123rd overall).

Steve resides in South Easton, Massachusetts with his wife Debbie. They have three children: Kevin, Greg and Kelly, and two granddaughters, Brooke and Kendall.



CHRISTIAN RUUTTU

Head European Scout

Christian Ruutu enters his sixth season with the Coyotes organization, and fourth as Head European Scout, after joining the organization in January of 2005 as a European scout.

Ruutu played nine seasons in the NHL, recording 134-298-432 and 714 PIM in 621 games played for Buffalo, Chicago and Vancouver. He also collected 4-9-13 and 49 PIM in 42 career playoff games. Ruutu was originally drafted by Buffalo in the seventh round (134th overall) of the 1983 Entry Draft and registered 65 points on 22 goals and 43 assists as a rookie in 1986-87. His most productive campaign came the following season, when the native of Lappeenranta, Finland set career-highs in goals (26) and points (71). He also represented the Sabres at the 1988 NHL All-Star Game in St. Louis.

Following his NHL career, Ruutu continued playing professionally in Europe until 1999. From 2000-2004, he served as General Manager of the Espoo Blues of the Finnish Pro League and was a Board Member of the Finnish Elite League.

Ruutu resides in Helsinki, Finland with his wife, Camilla, and son, Alexander (17).



PRO & AMATEUR SCOUTS



Derek MacKinnon
Pro Scout



Norm Gosselin
Amateur Scout



David MacLean
Amateur Scout



Keith Sullivan
Amateur Scout



Jeff Twohey
Amateur Scout



Bob Teofilo
Video Scout

DAVE TIPPETT

Head Coach

Dave Tippet was named the 17th head coach in Coyotes/Jets franchise history on September 24, 2009. Hired just nine days prior to the start of the 2009-10 regular season, Tippet guided the Coyotes to a record of 50-25-7 for 107 points, shattering the franchise records for wins and points in a single season while qualifying for the Stanley Cup Playoffs for the first time since 2002, finishing with the third-most points in the Western Conference. The successful season culminated in Tippet being honored with the Jack Adams Award as the NHL's Coach of the Year.

Under Tippet's leadership, the Coyotes allowed the fewest goals in the Western Conference (202), ranked 6th in the NHL in penalty kill percentage (84.5%), set a new franchise record with a 10-game home winning streak from Nov. 21 to Dec. 29, and tied the franchise record with a nine-game winning streak from Mar. 4-21.

In seven seasons as an NHL head coach, Tippet has compiled a record of 321-181-72. His 321 victories behind the bench represent the second-most wins by an NHL coach over the last seven seasons (Mike Babcock, 326), as well as the second-most wins by a coach through his first seven seasons in NHL history (Babcock, 326). Tippet has guided his teams to postseason berths in six of his seven NHL seasons while also compiling four 100-point seasons and three 50-win seasons.

Prior to joining the Coyotes, the 49-year-old Tippet spent six seasons as head coach of the Dallas Stars, from 2002-03 to 2008-09, posting a record of 271-156-65. Under Tippet's leadership, the Stars won two Pacific Division titles (2002-03 and 2005-06), made the playoffs in five out of six seasons and advanced to the 2008 Western Conference Finals. Tippet's 271 career regular season coaching victories rank 2nd all-time in Stars history.

During Tippet's tenure in Dallas, the Stars finished in the top-10 in goal-scoring three times and finished no worse than sixth in the NHL in goals against in five of his six seasons, including ranking in the top three on three occasions (2006-07, 2003-04 and 2002-03).

In 2002-03, his first season as an NHL head coach, Tippet led the Stars to the best record in the Western Conference and second-best record in the league while also guiding Dallas to its sixth Division title in seven seasons. With a record of 46-17-15-4 for 111 points, Tippet posted what was then the fourth-highest point total by a rookie coach in NHL history.

Tippet joined the Stars organization on May 16, 2002 after serving as an assistant coach for the Los Angeles Kings the previous three seasons. The Kings qualified for the playoffs in all three of Tippet's seasons with the club after having made the postseason just once in six seasons prior to Tippet's arrival.

Prior to becoming a coach, the native of Moosomin, Saskatchewan played 11 years as a forward in the National Hockey League with the Hartford Whalers, Washington Capitals, Pittsburgh Penguins and Philadelphia Flyers. In 721 career NHL games, he registered 93 goals and 169 assists for 262 points with 317 penalty minutes.

During his playing career with Hartford, Tippet served as an alternate captain and earned the Community Service, Unsung Hero, Mr. Hustle and Best Defensive Forward awards. In 1988-89, he registered career-highs in goals (17), assists (24) and points (41). Internationally, he captained the 1984 Canadian Olympic Team in Sarajevo, Yugoslavia and earned a silver medal as a member of the Canadian Olympic Team in Albertville, France in 1992. While at the University of North Dakota, he was a member of the 1982 NCAA Division I Championship squad.

Tippet concluded his playing career in 1995 as a player-assistant coach with the Houston Aeros of the International Hockey League (IHL). He served as Houston's head coach from 1995-96 to 1998-99, building a reputation as a highly-regarded coach with a tremendous work ethic while leading the Aeros to two 50-win seasons. In 1999, Tippet led Houston to the Turner Cup Championship while being named the IHL Coach of the Year as well as leading the team to the Fred A. Huber Jr. Memorial Trophy by compiling the league's best regular season record (54-15-13). At the 1998 IHL All-Star Game, he was the co-coach of the victorious Western Conference squad.

Dave and his wife, Wendy, have two daughters: Nicole and Natalie.



Head Coaching Record:

Season	Team	Regular Season					Playoffs		
		G	W	L	T/OT	PTS	G	W	L
2002-03	Dallas	82	46	17	19	111	12	6	6
2003-04	Dallas	82	41	26	15	97	5	1	4
2005-06	Dallas	82	53	23	6	112	5	1	4
2006-07	Dallas	82	50	25	7	107	7	3	4
2007-08	Dallas	82	45	30	7	97	18	10	8
2008-09	Dallas	82	36	35	11	83	--	--	--
2009-10	Phoenix	82	50	25	7	107	7	3	4
TOTAL		574	321	181	72	714	54	24	30



2009-10 Jack Adams Trophy Winner

ULF SAMUELSSON

Associate Coach

Former NHL defenseman Ulf Samuelsson enters his fifth season with the Coyotes organization as an Associate Coach. Samuelsson joined the Coyotes from the New York Rangers organization where he served as an Assistant Coach in 2005-06 for the Rangers' top minor league affiliate, the Hartford Wolf Pack (AHL).

Samuelsson, 46, is in charge of guiding the Coyotes' defensemen and preparing practice and tactical plans. Samuelsson also oversees power play and penalty killing strategies for the team. Under Samuelsson's tutelage last season, when the team set franchise records for wins (50) and points (107) in a season, the Coyotes allowed the fewest goals in the Western Conference and ranked sixth in the NHL in penalty kill percentage.

While with the Wolf Pack, Samuelsson coached Hartford's defense and worked closely with former NHL head coach Jim Schoenfeld to help lead the team to the Atlantic Division Finals with a 48-24-2-6 record in 2005-06. The Wolf Pack finished the regular season with 104 points, ranking them second in the Atlantic Division, third in the Eastern Conference and sixth overall in the league.

Regarded as one of the hardest hitters the NHL has ever seen and a consistent, hard-working defenseman, Samuelsson was drafted by the Hartford Whalers (4th choice, 67th overall) in the 1982 NHL Entry Draft. He went on to play 17 NHL seasons and 1,080 career NHL games with the Hartford Whalers, Pittsburgh Penguins, Detroit Red Wings, Philadelphia Flyers and New York Rangers, registering 57 goals and 275 assists for 332 points, along with 2,453 penalty minutes. He was a member of the 1991 and 1992 Stanley Cup Championship teams in Pittsburgh and also was a member of the NHL All-Star team for Rendez-Vous '87 that competed against the Soviet Union. Samuelsson retired from the NHL in 1999-00 after playing 49 games with the Philadelphia Flyers. On Aug. 6, 2010, the Penguins named Samuelsson as a member of their "All-Time Team."

A native of Fagersta, Sweden, Samuelsson represented his country in several international competitions, including three World Junior Championships in 1982, 1983 and 1984; two World Championships in 1985 and 1990, and the 1991 Canada Cup. In 1998, Samuelsson was chosen to represent Sweden at the Olympic Winter Games in Nagano, Japan. Prior to joining the National Hockey League, he played three seasons with Leksand of the Swedish Elite League.

Samuelsson and his wife Jeanette have four children: Philip, Henrik, Victoria and Adam. Philip was drafted in the second round (61st overall) by the Pittsburgh Penguins in the 2009 NHL Entry Draft. Philip also competed in the 2009 IIHF World U-18 Championships and won the gold medal with Team USA. After playing only one season in junior hockey, Philip began playing college hockey with Boston College in 2009 and helped the Eagles to the 2010 NCAA National Championship in his freshman year. Henrik, meanwhile, will be playing for the NTDP USA National Team next season. Victoria currently plays for the Phoenix Firebirds and the Colorado Selects AAA U-14 team, while the youngest Samuelsson, Adam, currently skates with the Junior Coyotes. The family spends their summers in Leksand, Sweden and resides in Scottsdale during the season.



DAVE KING

Assistant Coach

Dave King enters his second season as Assistant Coach with the Phoenix Coyotes after being named to the position on Sept. 21, 2009. King, a member of the International Ice Hockey Federation Hall of Fame, brings over 36 years of coaching experience to the Coyotes staff, including stints in both the National Hockey League and in international competition.

King had a successful career with the Canadian National Hockey Program from 1983-1992. He coached Canada to the gold medal at the 1982 World Junior Championship and served as an assistant coach with the bronze medal-winning Team Canada at the World Championship that same year. The following year, he led Canada to the bronze medal at the 1983 World Junior Championship and a year later guided the Olympic team to a fourth place finish at the 1984 Winter Olympic Games in Sarajevo.

King returned to coach Team Canada to a fourth place finish in the 1988 Winter Olympic Games in Calgary. He also coached Canada in the World Championships from 1989 to 1992, capturing silver medals in 1989 and 1991. King enjoyed his greatest Olympic success at the 1992 Games in Albertville, France as he led Canada to a silver medal.

King's first stint as an NHL head coach came in Calgary where he led the Flames to a 109-76-31 record and a pair of division titles in three seasons (1992-93 to 1994-95). He then spent three seasons with the Montreal Canadiens, where he served as an assistant coach from 1997-99 and as Director of European Scouting in 1999-00.

On July 5, 2000, King was named the first head coach of the expansion Columbus Blue Jackets. In 2000-01, he led the Blue Jackets to a 28-39-9-6 record and 71 points, which ranked second among NHL expansion franchises (excluding the 1967-68 season when the NHL doubled in size from six to 12 franchises). The Blue Jackets also became the first expansion team since 1970 to post a better than .500 record at home, going 19-15-4-3 at Nationwide Arena.

The 62-year-old King, a native of North Battleford, Saskatchewan, began his coaching career at the University of Saskatchewan in 1972, a year after earning his Bachelor's degree in Education and Bachelor of Science. He then coached the Saskatoon Junior B Quakers, the Tier II Saskatoon Olympiques and the Western Hockey League's (WHL) Saskatoon Blades and Billings Bighorns before returning to the University of Saskatchewan in 1980. In 1978, King was named the WHL Coach of the Year.

King has spent the last five seasons coaching professionally in Russia and Germany. He has also received numerous awards during his coaching career. In recognition of his contributions to hockey, he received the Order of Canada Award in October of 1992 and was inducted into the Canadian Olympic Hall of Fame in 1995. In 1996, he joined Wayne Gretzky and the 1972 Team Canada squad as recipients of the inaugural Canadian Hockey Awards. King was also presented with the Father David Bauer Award for leadership. In 2001, he was inducted into the International Ice Hockey Federation Hall of Fame.

Dave and his wife, Linda, have three children, Andrew, Jennifer and Scott, as well as four grandchildren. King's son Scott plays professional hockey in Germany.



DOUG SULLIMAN

Assistant Coach

Doug Sulliman begins his third season with the Coyotes organization as assistant coach.

Sulliman, 51, spent 11 years (1979-1990) as a player in the National Hockey League with the New York Rangers, Hartford Whalers, New Jersey Devils and Philadelphia Flyers. In 631 career games, Sulliman recorded 160-168-328 and 175 penalty minutes (PIM). He also collected 1-3-4 in 16 career playoff games.

In 1981-82, Sulliman enjoyed a career year for the Hartford Whalers, establishing career-highs in goals (29), assists (40), points (69), PIM (39) and games played (77). Following the 1986-87 season, he received several team awards from the Devils, including the Players' MVP, Fan Club MVP, Good Guy Award, and was the team's Masterton Trophy nominee. He also won the team's Three Star award in 1984-85.

The Glace Bay, Nova Scotia native also served as an assistant coach with New Jersey from 1990-1993, including one season as an assistant under the late Herb Brooks during the 1992-93 campaign. During Sulliman's tenure with the Devils, the team posted a regular season record of 110-101-33 and qualified for the playoffs each year.

Sulliman, a first round draft pick (13th overall) by the New York Rangers in 1979, enjoyed a standout junior hockey career with the Kitchener Rangers of the Ontario Hockey Association (OHA). In 201 career games, he registered 118-157-275 and 298 PIM.

Following his coaching stint with the Devils, Sulliman entered the business world, spending 11 years working on Wall Street and five years in the insurance industry. He also spent time as a television analyst for Devils broadcasts, calling games with Mike "Doc" Emrick during the 1995-96 season.

Sulliman and his wife, Barbara, have five daughters: Samantha, Teddy, Scarlett, Vivian and Thomason.



SEAN BURKE

Goaltending Coach

Sean Burke enters his second season as the Coyotes' Goaltending Coach after serving as Director of Prospect Development since March of 2008. In his current role, he oversees the day-to-day development of the Coyotes' goaltenders as part of the team's coaching staff.

During his first year as the Goaltending Coach in 2009-10, the Coyotes allowed the fewest goals in the Western Conference while goaltenders Ilya Bryzgalov and Jason LaBarbera ranked third in the National Hockey League (NHL) with a 2.34 goals against average (GAA).

Under Burke's tutelage, Bryzgalov enjoyed a career-year while being named a Second Team NHL All-Star and finishing as the runner-up for the Vezina Trophy and was fifth in the voting for the Hart Trophy (League MVP). He also shattered the franchise record for wins in a season (42) and tied the franchise record for shutouts in a single season (8).

LaBarbera also enjoyed a tremendously successful season and finished with a record of 8-5-1 with career-bests in GAA (2.13) and SV% (.928). LaBarbera posted a 6-1 record in shootouts and had a career-long shutout streak of 120:48 from Feb. 5 to Mar. 14, which included parts of three games.

During his time as Director of Prospect Development, the Windsor, Ontario native monitored the progress of the team's minor league, junior, and college prospects and worked with the team's AHL players in San Antonio. He was also active in the club's business operations by serving as a liaison for corporate clients and season ticket holders.

Burke, a former NHL goaltender, spent parts of five seasons with the Coyotes from 1999-2004 during his 18-year career. He appeared in 211 career games with the Coyotes, posting a record of 97-78-29 with a 2.39 GAA, a .919 SV% and 15 shutouts. He helped guide the team to the Stanley Cup playoffs during the 1999-00 and 2001-02 seasons and also represented the Coyotes in the 2001 and 2002 NHL All-Star Games. He is the franchise's career leader in GAA (2.39) and ranks 2nd in SV% (.919), and 3rd in games played (211), wins (97) and shutouts (15).

In 820 career NHL games with New Jersey, Hartford/Carolina, Vancouver, Philadelphia, Florida, Tampa Bay, Los Angeles and the Coyotes, Burke collected a record of 324-341-101-9 with a 2.96 GAA and a .902 SV%. He was also a three-time NHL All-Star and represented Canada in the 1988 and 1992 Winter Olympics. Burke made his NHL debut on March 2, 1988 with the New Jersey Devils and began his career by going 10-1-0 in his first 13 games.

Burke resides in Scottsdale and has two children: daughter Andie (16) and son Brendan (14).



STEVE PETERS

Video Coach

Steve Peters returns for his 14th season with the Coyotes as the team's video coach. He joined the Coyotes after serving as the Executive Director of the Hobey Baker Memorial Award, given annually to the top player in United States Collegiate Hockey.

The Bemidji, Minnesota native is responsible for all of the video needs of the Coyotes' coaching staff. Included in his duties are pre-scouting upcoming opponents, assisting the coaches in breaking down and analyzing game film for motivational and educational purposes, and reviewing game film with Coyotes players.

Peters, 42, is a graduate of the University of North Dakota where he was a three-time letter winner for the Fighting Sioux hockey team and a member of the 1987 NCAA Championship team.

Steve and his wife Heidi and son Jackson reside in Scottsdale.



JASON SERBUS

Head Athletic Trainer

Jason Serbus enters his third season with the Coyotes as Head Athletic Trainer.

Serbus, 35, joined the Coyotes after spending three seasons as the assistant athletic trainer for the Tampa Bay Lightning where he aided in all medical and training operations. Prior to his stint in Tampa Bay, Serbus spent four seasons with the Pensacola Ice Pilots of the East Coast Hockey League (ECHL). While with Pensacola, Serbus had the honor of being selected as athletic trainer for the Western Conference at the 2004 ECHL All-Star Game. In 2003 he was named "Athletic Trainer of the Year for Professional Sports" by the Athletic Trainers' Association of Florida. Serbus also served as the athletic trainer for USA Hockey Men's National Team during the 2009 IIHF World Championships in Switzerland.

A native of Bird Island, Minn., Serbus has worked with Eisbaren Berlin, the University of Wisconsin-River Falls, the Central Texas Stampede of the Western Professional Hockey League and served as a staff and clinical athletic trainer at NovaCare Rehabilitation and Sports Medicine in Florida for four years. He has also been chosen to work with USA Hockey's U-17 national team on four occasions.

Serbus, who is a certified member of the National Athletic Trainers' Association and a member of the Professional Hockey Athletic Trainers Society, earned his Bachelor of Science degree in Biology from the University of Wisconsin-River Falls and a Master of Arts degree in Physical Education /emphasis in Exercise Physiology from the University of Northern Colorado.

Jason and his wife Paula have a son named Garrett. The family resides in Phoenix.



JOHN BERNAL

Assistant Athletic Trainer

John Bernal enters his third season as Assistant Athletic Trainer of the Phoenix Coyotes after spending the previous four seasons with the club's American Hockey League affiliates, the San Antonio Rampage and Utah Grizzlies. Bernal assists Head Athletic Trainer Jason Serbus in handling all medical and health care needs of the players.

Bernal started his professional hockey career with Texas Wildcatters of the East Coast Hockey League (ECHL) in 2003. Previously, he served as head athletic trainer for Lake Superior State University's hockey, softball and volleyball teams from 2001-03. He also served as Arizona State University's athletic trainer for the school's PAC-10 Championship wrestling team and assisted with the Sun Devils' football team from 2000-01.

Bernal is a certified member of the National Athletic Trainers Association and is a member of the Professional Hockey Athletic Trainers Society. He received his bachelor's degree in sports medicine from Central Michigan University in 1999 and obtained a master's in administration and supervision from Arizona State University in 2001.

John and his wife Susan have two children: Madison and Jackson.



TEAM DOCTORS



Dr. Bob Luberto
Team Internist



Dr. Doug Freedberg
Orthopedic Surgeon



Dr. Gary Waslewski
Orthopedic Surgeon



Dr. Amti Sahashrabudhe
Orthopedic Surgeon



Dr. Brian Shafer
Orthopedic Surgeon



Dr. Lawrence Emmott
Team Dentist



Byron J. Larsen, DDS
Team Dentist



Dr. George Reiss
Team Ophthalmologist



Dr. Jeffrey Edelstein
Team Ophthalmologist

MIKE BAHN

Strength and Conditioning Coordinator


Mike Bahn enters his sixth season as the Coyotes Strength and Conditioning Coordinator. Bahn is responsible for the team's overall strength and conditioning programs throughout the season. In addition, he works directly with Coyotes athletic trainers Jason Serbus and John Bernal and team doctors in the rehabilitation of all injured players. Bahn also plays an important role in the planning and implementation of the off-season conditioning programs of all players in the organization.

Bahn joined the Coyotes from the Arizona Diamondbacks (MLB) where he served as Minor League Strength and Conditioning Coordinator (2002-2005). He was responsible for developing and implementing spring training, in-season and off-season programs for the club's six minor league affiliates. Bahn also worked with the Major League team during spring training and periodically throughout the season with their injured players.

Prior to that, Bahn served as adjunct faculty at the University of Puget Sound's Exercise Science Department for four years, teaching Biomechanics and serving as the strength & conditioning coach for the men's basketball team. He also served four years as the Director of Exercise Programs at a Physical Therapy Clinic in Puyallup, Washington.

Bahn is a certified strength and conditioning specialist (NSCA) and sports performance coach (USAW). He received his Master of Science degree in Biomechanics from Western Washington University in 2001. During his time at WWU, he also served as director of the University's club hockey team. He earned his Bachelor of Science degree in Exercise Science in 1993 from the University of Puget Sound.

Mike and his wife Laura live in Phoenix.



MIKE GRIEBEL

Manual Therapist

Entering his 1st season with the Coyotes, Mike Griebel is responsible for performing sports massage before and after Coyotes games and practices. He employs a variety of manual therapy techniques and works closely with the Coyotes medical staff on rehabilitation of player injuries. Griebel joins the Coyotes organization after spending ten years with the Tampa Bay Lightning where he served in the same role and was with the team during its Stanley Cup Championship in 2004.

Prior to joining the Lightning, Griebel spent six years as resident massage therapist for Gold's Gym of Venice, California. He worked at Universal Studios Hollywood performing massage on cast members and crew and conducted a private business in Los Angeles. Griebel has also worked at numerous amateur sporting events.

A graduate of the Nova Institute of Health and Technology and the Southern California Sports Massage Clinic, Griebel has studied under prominent instructors in his field. He is a specialist in the Hemme approach to soft tissue and certified in the Mattes method of active isolated stretching.

Griebel and his wife, Lauri, have four children, Kristina, Jessica, Soren and Trevor.



STAN WILSON

Head Equipment Manager

Stan Wilson returns for his 21st season with the Coyotes organization and 15th season as Head Equipment Manager.

The Melfort, Saskatchewan native began his career as an equipment manager in 1980 with the Junior B. Melfort TM's. He joined the Prince Albert Raiders of the Western Hockey League (WHL) for the 1982-83 season, enjoying a Memorial Cup championship in 1985. Wilson then joined the Winnipeg Jets in 1990 as an equipment manager and has been with the organization ever since.

In 2007, Wilson won a gold medal as the Equipment Manager of Team Canada at the World Championships in Russia. Wilson was also Equipment Manager of the gold-medal winning Canadian squad at the 2003 World Championships in Finland. In 1997, Wilson represented the Coyotes as one of the equipment managers for the NHL All-Star Game in San Jose.

Stan and his wife Shelly have a son, Denver, and a daughter, Colby.



TONY SILVA


Equipment Manager

Tony Silva begins his 13th season with the Coyotes organization as Equipment Manager.

Silva joined the Coyotes from the San Jose Sharks, where he served three seasons as an Equipment Manager. Prior to that, the 38-year-old native of San Jose, California worked four seasons as a visiting locker room attendant.

Before getting involved with hockey, Silva served six seasons as an Equipment Manager for the San Jose Earthquakes of the Western Soccer League. He also spent two seasons with the San Francisco Bay Blackhawks of the American Professional Soccer League.

Tony has three children: Dominik, Landon and Ashtyn. The family resides in Glendale.



JASON RUDEE

Assistant Equipment Manager

Jason Rudee returns for his 10th season with the Coyotes after working seven seasons with the San Jose Sharks as the team's assistant equipment manager and equipment transportation specialist.

The 37-year-old Rudee splits his duties between assisting the Coyotes equipment staff with the day-to-day equipment and locker room maintenance, and serving as the visiting dressing room manager. Rudee manages the visiting team's equipment upon arrival and assists the visiting team's equipment manager with all of his needs while in town.

Jason, his wife Jeannette and their daughters Haley and Hannah reside in Cave Creek.



JIM BREWER

Vice President of Marketing & Communications

Jim Brewer enters his first season as Vice President of Marketing and Communications for the Coyotes after being named to the position on August 16, 2010.

Brewer joins the Coyotes with an extensive background in marketing, communications and sponsorship development at three prominent Valley organizations – the Phoenix Suns, Phoenix Zoo and Arizona State University. Most recently, Brewer served as Senior Director of Marketing for Arizona Technology Enterprises (AzTE) and ASU SkySong, where he developed and implemented marketing and communications strategies for ASU's official technology transfer company (AzTE), as well as ASU SkySong, which attracts and supports a variety of technology and research firms.

Prior to his tenure at ASU, Brewer was Executive Vice President of Sales, Communications and Community Development at the Phoenix Zoo after spending the previous 15 years in various capacities with the Phoenix Suns organization, including Vice President of Fan Development & Retention, Vice President of Marketing and Vice President of Partnership Activation.

During his career with the Suns, Brewer was responsible for implementing numerous award-winning initiatives, including the launch of Suns.com, the Fans First fan loyalty program and the Sixth Man customer retention initiative. Brewer ended his Suns career as Vice President of Partnership Activation, developing and implementing activation plans for existing corporate partners while also helping secure new partners as an integral member of the sales team. He also worked at various times with the Arizona Diamondbacks, Phoenix Mercury, Arizona Rattlers and Phoenix RoadRunners.

A fourth-generation Arizona native, Brewer is a graduate of Arizona State University, where he has served as a Faculty Associate, teaching classes in design, public relations, and sports and media at the Walter Cronkite School of Journalism and Mass Communication. He resides in Phoenix with his wife, Kathy, and three daughters, Katie (17), Jenny (15) and Mary (10).



PHOENIX COYOTES STAFF



Cheryl Taylor
Executive Assistant
to the President



Gail Avisar
Executive Support/Legal & Risk
Management Coordinator



Chris O'Hearn
Director of Hockey
Administration



Kimberly Trichel
Manager of Hockey
Administration



Rick Braunstein
Manager of Team Services



Jim O'Neal
Team Services
Coordinator/Security



Doug Cannon
Director of Broadcasting



Rich Nairn
Sr. Director of
Media Relations



Sarah Finecey
Director of Community
Services & Fan Development



Maggie Goble
Coyotes Charities
Coordinator



Dave Vest
Sr. Director of
News Content



Stacey Cohen
Sr. Director of Marketing



Ted Santiago
Director of
Advertising & Media



Michael Sharer
Manager of New Media



Scott Jenner
Manager of
Creative Services



Kelly Gladden
Production Artist



Monica Leyba
Database Marketing
Manager



Kyle Stephenson
Database Marketing
Coordinator



Gannon Hubler
Video Production Manager



John Hess
Event Presentation Manager



Melanie Paramore
Field Producer



Colin Kelly
Video Production
Coordinator



Brittany Grant
Corporate Partnerships
Account Executive



Jenni Hansen
Corporate Partnerships
Account Executive



Rich Egan
Corporate Partnerships
Account Executive



Sara Morales
Corporate Partner &
Suite Service Coordinator



Stacey Gewecke
Corporate Partner &
Luxury Suite Manager



Mike Briody
Suite Sales Director



Mike Ostrowski
Suite Sales Executive



Justin Brickner
Premium Seating Executive



Dirk Manley
Premium Seating Executive



Dave Paris
Premium Seating Executive



Lindsay Kray
Premium Seating
Service Coordinator



Doug Vanderheyden
Director of Ticket Operations



Ashley Ogline
Ticket Operations
Coordinator



Jakub Jaroszewicz
Ticket Operations
Group Coordinator

PHOENIX COYOTES STAFF



David Burke
Vice President of
Ticket Sales



Grant Buckborough
Sr. Director of Ticket Sales



Sean Ream
Manager of Group Sales



Katlyn Duchow
Sr. Group Sales
Account Executive



Abel Arriaga
Business Development
Executive



Melanie Jaroszewicz
Group Sales
Account Executive



Matt Audibert
Group Sales
Account Executive



Brian Goodheart
Group Sales
Account Executive



Ian Winklmann
Group Sales
Account Executive



Kara Lyn Katchmark
Customer Service
Representative



Sean Sanford
Customer Service
Representative



Marshall Spalding
Customer Service
Representative



Elizabeth Aebly
Account Executive



Danielle Chelette
Account Executive



Matt McClelland
Account Executive



Chris Reaves
Account Executive



Joe Leibfried
Vice President of Finance
and Controller



Burlenti Shaban
Assistant Controller



Stephanie Johnson
Senior Accountant



John Dickey
Purchasing Manager



Kathy Kelly
Accounts Payable
Administrator



Courtney Lewis
Vice President,
General Counsel



Julie Atherton
Vice President of
Human Resources



Tricia Provost
Receptionist



Jay Gaskin
Sr. Director of IT



Lynsey Downing
Sr. IT Systems Engineer

JIM FOSS

Senior Vice President & General Manager — Jobing.com Arena

Jim Foss is in the midst of his fifth year as Senior Vice President & General Manager of Jobing.com Arena. Foss is an employee of the Phoenix Coyotes and is responsible for the day-to-day oversight of Jobing.com Arena including booking and marketing of events and concerts, building operations including engineering, ice maintenance, conversions and housekeeping, security, guest services, and parking. In addition, the 46-year-old Foss works very closely with the Aramark Food and Beverage and FMI merchandise.

Prior to joining the organization, Foss spent 16 years in various facets of the arena industry including stops in West Palm Beach, Florida, Worcester, Massachusetts, Hartford, Connecticut, and Bakersfield, California.

Foss has a Sports Management Degree from the University of Massachusetts – Amherst. He served in the US Military from 1983 to 1986 and received an Honorable Discharge from the United States Navy as a Quartermaster Petty Officer 3rd Class.

Jim and his wife Maureen reside in Arrowhead Ranch with their daughter Caitlyn and son Connor.



ARENA MANAGEMENT GROUP



Sean Saadeh
Executive Director
of Booking



Liz Ellis
Event Scheduler



Paul Serbic
Director of Guest Services



Jeff Jones
Director of Parking & Traffic



Sam Cornejo
Arena Director of Security
& Safety



Sean Langer
Director of
Facility Operations



Kyle Olsen
Director of Events



Nick Gaydos
Facility Security
Shift Supervisor



Norma Hampton
Facility Security
Shift Supervisor



Dave Hurni
Facility Security
Shift Supervisor



Jim Howard
Production Engineer



Jason Selner
Production Engineer



Tom Harder
Operating Engineer



Marcus Rahn
Operating Engineer



Jim Walker
Operating Engineer



Dave West
Operating Engineer



Joaquin Lucio
Conversion Crew Supervisor



Don Jacobson
Conversion Crew Lead



Rogelio Vega
Conversion Crew Lead



Michelle Padilla
Housekeeping Supervisor



Joseph Richards
Housekeeping Attendant

DAVE STRADER

Television Play-By-Play Announcer

Dave Strader enters his fourth season as the Coyotes' television play-by-play announcer after joining the organization on July 2, 2007. Strader possesses a wealth of broadcast experience, having worked NHL and Olympic hockey games for ESPN, ABC, NBC, FOX, and VERSUS throughout his career.

For the last five seasons, Strader has provided play-by-play calls of NHL telecasts on both NBC and VERSUS (OLN in 2005-06), describing regular season games and playoff contests. He has also provided play-by-play of the NHL All-Star Game and Stanley Cup Final for NHL International broadcasts since 1997. During the 2008-09 campaign, Strader served as the play-by-play announcer for NBC's broadcast of the historic 2009 NHL Winter Classic between the Detroit Red Wings and Chicago Blackhawks at Wrigley Field on New Year's Day. Dave also called the 2010 NHL Winter Classic from Fenway Park between the Boston Bruins and the Philadelphia Flyers for NHL Radio.

Dave was one of the hockey play-by-play commentators at the 2006 Winter Olympic Games in Torino for NBC and was also the television play-by-play announcer for the Florida Panthers for two seasons before joining the Coyotes.

Strader was a play-by-play announcer for NHL telecasts on ESPN from 1996 through 2004. Strader's NHL experience also includes announcing for national ABC and FOX network telecasts and 11 seasons as the television play-by-play voice for the Detroit Red Wings beginning in 1985.

Strader, a native of upstate New York, began his broadcasting career with the Adirondack Red Wings of the American Hockey League (AHL), serving as the team's radio announcer and public relations director from 1979 to 1985. Twice honored by the New York Broadcasters Association for excellence in play-by-play broadcasting, he was also named the AHL's top public relations professional in 1984.

While hockey has been his primary focus, Strader has also called men's and women's college basketball games as well as WNBA and NBDL games for ESPN.

Strader earned a Bachelor of Arts in Communications Studies at the University of Massachusetts while working at the college radio station for four years.

He and his wife Colleen have three sons: Christopher and twins Casey and Trevor.



TYSON NASH

Radio Color Announcer

Tyson Nash enters his second season with the Coyotes as the team's TV color analyst after serving as a radio color analyst since September of 2008. A former Coyotes player, Nash will again team up with this season with play-by-play announcer Dave Strader in the television booth.

The 35-year-old Nash played eight years in the NHL with St. Louis and Phoenix, recording 27-37-64 and 673 penalty minutes (PIM) in 374 games. He also appeared in 23 career playoff games. Nash was originally drafted by the Vancouver Canucks in the 10th round (247th overall) of the 1994 NHL Entry Draft and made his NHL debut on April 3, 1999 with the St. Louis Blues. In 1999-00, Nash was a member of the Blues' Presidents' Trophy-winning club, which posted an NHL-best 51-20-11-1 record.

Nash played for the Coyotes during the 2003-04 and 2005-06 seasons and was the recipient of the team's Man of the Year Award in 2004 for his involvement in the Phoenix community. A native of Edmonton, Alberta, Nash enjoyed a standout junior hockey career with the Kamloops Blazers of the Western Hockey League (WHL) where he won three Memorial Cup Championships and was a teammate of Coyotes Captain Shane Doan. Nash and Doan helped lead Kamloops to back-to-back Memorial Cup Championships in 1994 and 1995 while Nash was also a part of Kamloops' 1992 Memorial Cup-winning team.

Nash and his wife, Kathy, reside in Scottsdale with their daughters, Madison and Georgia, and their son, Ty.



BOB HEETHIUS

Radio Play-By-Play Announcer

Bob Heethuis returns for his 13th season as a member of the Coyotes' radio team and his sixth season as radio play-by-play announcer. For seven seasons, "Heeter" served as the studio host for all Coyotes radio broadcasts as well as the "Coyotes Wrap-Up Show" – a post-game call-in show heard on KDUS AM-1060 – now The FAN 1060 - with interviews, highlights and analysis.

Prior to becoming the Coyotes' radio play-by-play announcer, Heethuis could be heard on the air on KDUS AM-1060 during the week updating listeners with news on the Coyotes and the rest of the sports world. He also hosted "Coyotes Weekly" – an hour-long Coyotes magazine show on KDUS AM-1060.

Currently in his 26th year of professional hockey broadcasting, the 49-year-old native of Muskegon, Michigan previously worked as the radio play-by-play voice for the International Hockey League's Muskegon Lumberjacks and Phoenix Roadrunners from 1984 to 1997. Throughout his 13-year career in the IHL, Heethuis had the opportunity to call over 1,000 regular and postseason games while earning IHL Broadcaster-of-the-Year honors in 1994-95.

Heethuis received a Bachelor of Arts Degree in Telecommunication from Michigan State University in 1983. While at MSU, he began his sports broadcasting career by calling Spartans' hockey, baseball and basketball games.

Bob and his wife, Malissa, reside in Chandler.



TODD WALSH

Television/Radio Host

Todd Walsh returns to the Coyotes broadcast team for his 14th season as radio host and 11th as television host.

Walsh joined the Coyotes radio broadcast team in 1996 when the Coyotes announced their partnership with KDKB and KDUS (now The FAN AM 1060). He served as KDKB's sports director from 1993 to 2001.

In 2001, Walsh began as the full-time sidelines reporter for FSN Arizona, working Arizona Diamondbacks games. He also serves as Fox's pre-game show host for both Coyotes and Diamondbacks games. Walsh is a four-time Rocky Mountain Emmy Award winner for his work on both Phoenix Coyotes and Arizona Diamondbacks broadcasts.

Walsh also worked five years (1988-93) at KTAR as a sports reporter, talk show anchor and co-host of the pre and post-game radio broadcasts for the Phoenix Suns and Arizona Cardinals. From 1991-93, the versatile Walsh also served as the color commentator for Cardinals games.

From 1988-91, he worked as the play-by-play announcer for the Phoenix Firebirds (PCL). In 1987, the Rochester, New York native also called Tucson Toros games and Arizona Ice Cats hockey games.

Walsh graduated from the University of Arizona in 1986 with a Fine Arts degree in radio and television. Following graduation, Walsh served as the pre and post-game radio host for Wildcats football and basketball games and hosted a radio talk show.

Todd and his wife Janet reside in Phoenix.



PLAYERS



Defense

6'2" • 212

Shoots:

Right

Born:

July 3, 1973,
Ottawa, Ontario

Age:

37 (38 on 7/3/11)

Acquired:

Signed as a free agent,
July 2, 2009

Drafted:

Vancouver's 7th choice
(5th round, 117th overall)
in 1992 Entry Draft



2009-10 Registered 8-20-28 in 82 games in his first season with the Coyotes...One of four Coyotes to appear in all 82 games and played every game for the first time since 1998-99...Went 6-for-9 in shootouts for the season and led the NHL with six shootout-deciding goals...Picked up an assist and scored his fifth shootout-deciding goal of the season at DAL, Mar. 21...Collected a goal and an assist in 5-4 SO win vs. CHI, Mar. 20...Tallied his fourth shootout-deciding goal of the season at ATL on Mar. 14, improving to 4-for-4 in shootouts for season/career and becoming first NHL player to score the shootout-deciding goal in each of his first four career attempts...Collected two assists at CAR, Mar. 13...Became the first Coyotes player to score the shootout-deciding goal in back-to-back games (Feb. 2 at NSH, Feb. 5 at CHI)...Played in his 900th NHL game and scored a goal in win vs. MIN, Jan. 16...Scored a goal and was +3 in win vs. DAL, Nov. 27...Scored the OT GWG and added an assist vs. DET, Oct. 22 to give him the GWG in back-to-back games...Scored his first goal of the season, the GWG, Oct. 17 vs. BOS...**2010 Playoffs:** Appeared in all seven of Phoenix's playoff games vs. DET, recording two assists and 10 PIM.

CAREER NOTES **2008-09:** Played in 81 games for the Calgary Flames, recording 10-24-34 and 46 PIM...Ranked 2nd among Calgary defensemen in goals (10), assists (24), points (34), shots (126) and average ice time (22:17)...Finished with four multi-point games...12 of his 34 points came on the power play (3-9-12)...Collected three assists at TOR, Mar. 14...Scored the GWG in OT at MIN, Feb. 19...Recorded a career-high seven-game point streak (2-6-8) from Jan. 15-Feb. 2 and a career-high five-game assist streak (0-6-6) from Jan. 15-28...Collected two assists vs. CBJ, Jan. 21...Scored the GWG vs. OTT, Dec. 27...Recorded 1-1-2, including the GWG, and was a +3 vs. COL, Nov. 18...Scored his 100th career NHL goal on Nov. 21 at LA...**2009 Playoffs:** Appeared in all six of Calgary's playoff games vs. CHI...Recorded 2-1-3, two PIM and 11 SOG...Scored a goal on his only shot of the game vs. CHI in Game 4 win, Apr. 22...Scored a goal in Game 2 at CHI, Apr. 18...**2007-08:** Appeared in 76 games for Calgary, registering 10-25-35 and 37 PIM...Finished 2nd among Flames defensemen in goals, assists and points, ranked 3rd on the team in plus/minus (+13) and 5th in PPG (5)...Finished 26th among NHL defensemen in takeaways (35) and T-29th in shooting percentage (8.3%)...Registered his 300th career point (assist) on Mar. 25 vs. VAN...Recorded his 200th career assist on Feb. 20 at DAL...Scored the GWG at COL, Nov. 24...Played in his 700th career NHL game on Oct. 16 CGY at COL...Registered his first point as well as his first multi-point game as a Flame (0-2-2) on Oct. 13 at NSH...**2008 Playoffs:** Played in all seven playoff games vs. SJ, recording 0-3-3, four PIM and a team-high +3 rating...Collected two assists in Game 7 loss to SJ, Apr. 22...**2006-07:** Played in 59 games while serving as the Chicago Blackhawks' captain, registering 4-12-16 and 50 PIM...Collected three GWGs, two of which were PPGs...Scored the GWG vs. STL, Feb. 25...Recorded the GWG and was +2 at VAN, Feb. 7...Scored the GWG vs. COL, Dec. 17...Registered five SOG at VAN, Nov. 19...Missed 21 games due to groin injury...**2005-06:** Appeared in 33 games for Chicago, collecting 1-5-6 and 38 PIM...Was named the 32nd captain in Blackhawks history...Missed 49 games due to injuries...Scored his first goal for Chicago on Nov. 1 at DET...**2004-05:** Played in 14 games for MoDo (Sweden), collecting 2-4-6...Played in six playoff games for MoDo...**2003-04:** Played in 81 games for the NY Islanders, collecting 13-31-44 and 54 PIM...Registered a career-high 44 points...Finished 5th in voting for the Norris Trophy...Appeared in the 2004 NHL All-Star Game and scored a goal...Ranked T-3rd among NHL blue liners and ranked 7th overall with a team-best +29 rating...Ranked 5th on the Islanders in scoring...Ranked 3rd in the NHL in total TOI (2,157:05) and 4th in the NHL in TOI/game (26:37)...Finished with nine multi-point games...Named NHL Defensive Player of the Week for the week of Nov. 3...**2004 Playoffs:** Appeared in five playoff games for the Islanders vs. TB...**2002-03:** Collected 8-27-35 and 70 PIM in 73 games for the NY Islanders...Ranked 2nd in the NHL in average TOI (29:00)...Collected six multi-point games...Logged 40:51 TOI vs. WSH, Oct. 12...**2003 Playoffs:** Appeared in five playoff games vs. OTT, recording 1-2-3...**2001-02:** Played in 81 games for the NY Islanders, registering 12-22-34 and 62 PIM...Registered five multi-point games...Ranked 2nd in NHL in TOI/game (28:53)...Posted a team best plus-23 rating...Logged 40:32 TOI on Mar. 19 at TOR...**2002 Playoffs:** Collected seven points (2-5-7) in seven playoff games vs. TOR...**2000-01:** Split the season with Vancouver and Tampa Bay, registering 28 points (4-24-28) in 73 games...Ranked 2nd on Tampa Bay in TOI (19:59)...Tied a franchise record for assists in a game (4) and in a period (3) on Feb. 3 at NYI...**1999-00:** Played in 57 games for Vancouver, recording 10-14-24...Won the Hardest Shot Award at the Canucks' skills competition...Missed 20 games with a finger injury...Compiled a four-game goal streak (4-1-5) from Dec. 4-22...**1998-99:** Appeared in all 82 games for Vancouver, collecting 34 points (23-11-34) and 71 PIM...His 18 PPGs tied Denis Potvin's all-time single season NHL record for most PPGs by a defenseman (1975-76)...Named top Canucks' defenseman...Won Canucks' Unsung Hero Award...Broke team record and led the NHL in goals by a defenseman with career-high 23...Recorded a four-game goal streak from Oct. 27-Nov. 7...Tallied three GWGs and two SHGs...**1997-98:** Appeared in 35 games for Vancouver, tallying 3-3-6 and 21 PIM...**1995-96:** Registered 18 points (4-14-18) in 49 games for Vancouver...Appeared in 29 games for Syracuse (AHL) and collected 5-13-18...**1996 Playoffs:** Played in six playoff games and registered two PIM...**1996-97:** Played in 71 games for Vancouver, registered 5-16-21 and 63 PIM...**1994-95:** Scored a goal in his first and only regular season NHL game for Vancouver...In 71 games for Syracuse (AHL), collected 13-18-31...**1995 Playoffs:** Appeared in four playoff games for Vancouver and registered 1-0-1.

INTERNATIONAL CAREER **1994:** Represented Canada and appeared in four games during the 1994 Winter Olympics...**1992-94:** Played for the Canadian National Team.

PERSONAL Lists Led Zeppelin as his favorite band...Supports Teammates for Kids charity organization...His favorite TV show is Entourage and his favorite NHL road city is Chicago...Other favorites include: John Candy (actor), Bull Durham (movie), sushi (food) and Disney World (vacation spot)...Most memorable hockey moment was scoring his first NHL goal (May 3, 1995 at San Jose)...Enjoys hanging out with his five kids in his spare time...Nickname is "Oakie."

Career vs. NHL

TEAM	GP	G	A	PTS	PIM
ANA	38	5	11	16	24
ATL	19	1	7	8	16
BOS	23	3	3	6	12
BUF	25	2	10	12	22
CGY	42	6	9	15	30
CAR	22	2	7	9	22
CHI	31	4	5	9	18
COL	51	9	9	18	40
CBJ	26	4	3	7	18
DAL	38	4	10	14	20
DET	44	4	11	15	44
EDM	53	10	10	20	49
FLA	24	3	14	17	28
L.A.	36	4	10	14	16
MIN	23	2	8	10	10
MTL	27	5	5	10	14
NSH	36	6	9	15	25
N.J.	28	1	4	5	12
NYI	12	2	8	10	14
NYR	28	2	6	8	18
OTT	25	4	8	12	20
PHI	31	4	10	14	22
PHX	29	3	6	9	21
PIT	26	4	12	16	26
S.J.	45	2	15	17	36
STL	41	4	9	13	25
T.B.	26	4	10	14	22
TOR	30	4	9	13	16
VAN	28	3	4	7	22
WSH	26	5	6	11	21
TOTALS	933	116	248	364	683

Led the NHL with six
shootout-deciding goals in
2009-10.

CAREER RECORD

STRIKES RECORD																
REGULAR SEASON																
SEASON	TEAM	LEAGUE	GP	G	A	PTS	PP	SH	GW	+/-	PIM	GP	G	A	PTS	PIM
1993-94	Hamilton	AHL	13	1	2	3	-	-	-	-	19	-	-	-	-	-
1994-95	Vancouver	NHL	1	1	0	1	0	0	0	1	0	4	1	0	1	0
	Syracuse	AHL	71	13	18	31	-	-	-	-	52	-	-	-	-	-
1995-96	Vancouver	NHL	49	4	14	18	2	0	0	8	34	6	0	0	0	2
	Syracuse	AHL	29	5	13	18	-	-	-	-	47	-	-	-	-	-
1996-97	Vancouver	NHL	70	5	16	21	1	0	0	0	63	-	-	-	-	-
1997-98	Vancouver	NHL	35	3	3	6	1	0	1	-4	21	-	-	-	-	-
1998-99	Vancouver	NHL	82	23	11	34	18	2	3	-14	77	-	-	-	-	-
1999-00	Vancouver	NHL	57	10	14	24	4	0	1	7	30	-	-	-	-	-
2000-01	Vancouver	NHL	47	3	13	16	1	0	0	13	20	-	-	-	-	-
	Tampa Bay	NHL	26	1	11	12	1	0	0	-8	25	-	-	-	-	-
2001-02	NY Islanders	NHL	81	12	22	34	7	0	1	23	62	7	2	5	7	4
2002-03	NY Islanders	NHL	73	8	27	35	5	0	1	-5	70	5	1	2	3	4
2003-04	NY Islanders	NHL	81	13	31	44	4	0	2	29	54	5	0	0	0	6
2004-05	Modo	Sweden	14	2	4	6	-	-	-	-	32	6	1	0	1	16
2005-06	Chicago	NHL	33	1	5	6	1	0	0	-13	38	-	-	-	-	-
2006-07	Chicago	NHL	59	4	12	16	2	0	3	-22	50	-	-	-	-	-
2007-08	Calgary	NHL	76	10	25	35	5	0	1	13	37	7	0	3	3	4
2008-09	Calgary	NHL	81	10	24	34	3	0	3	-8	46	6	2	1	3	2
2009-10	Phoenix	NHL	82	8	20	28	1	0	2	2	56	7	0	2	2	10
FRANCHISE TOTALS			82	8	20	28	1	0	2	2	56	7	0	2	2	10
NHL TOTALS			933	116	248	364	56	2	18	22	683	47	6	13	19	32

CAREER HIGHLIGHTS

MOST GOALS/GAME:

2 – 5 times
(last 4/2/04 at CAR#)

MOST ASSISTS/GAME:

4 – 3/3/01 at NYI^

MOST POINTS/GAME:

4 – 3/3/01 at NYI^

MOST PIM/GAME:

7 – 12/27/96 at PHX*

MOST SHOTS/GAME:

9 – 2 times
(last 1/15/04 at OTT#)

LONGEST GOAL STREAK:

4 games -12/4/99-12/22/99*

LONGEST ASSIST STREAK:

5 games – 1/15/09-1/28/09‡

LONGEST POINT STREAK:

7 games – 1/15/09-2/2/09‡

CAREER HAT TRICKS:

None

MULTIPLE POINT GAMES:

53 (last 3/20/10 vs CHI)

FIRSTS

FIRST COYOTES GAME:

10/3/09 at LAK

FIRST COYOTES GOAL:

10/17/09 vs. BOS

FIRST COYOTES ASSIST:

10/7/09 at PIT

FIRST NHL GAME:

5/3/95 at SJ*

FIRST NHL GOAL:

5/3/95 at SJ*

FIRST NHL ASSIST:

12/17/95 vs. OTT*

* w/ VAN, # w/ NYI, ^ w/ TB, ‡ w/ CGY

Center

6'0" • 187

Shoots:

Left

Born:

Dec. 16, 1977,
Sherbrooke, Quebec

Age:

32 (33 on 12/16/10)

Acquired:

Signed as a free agent,
Sept. 14, 2010

Drafted:

Los Angeles Kings' 4nd
round (96th overall) in the
1996 Entry Draft



2009-10 Combined to record a career-high 41 points (15-26-41) with MIN and WSH... Registered a +3 rating in 15 games with WSH... His 15th goal vs. BOS on Apr. 11 was the fastest Caps goal after an opposition tally in 2009-10 (19 seconds)... Joined WSH via trade on Mar. 3 and made his debut the next night... Scored his first goal as a Capital in his second game, vs. NYR on Mar. 6... Recorded points in each of the last two games of the season (1-1-2)... Recorded three GWGs and three PPGs (with MIN)... Collected three points (1-2-3) in the second game of the season, vs. ANA on Oct. 6, sparking a five-game point-scoring streak (10/6-10/16, 2-6-8)... Registered two multiple-goal games for MIN (at LA on Dec. 28 and vs. CGY on Jan. 6)... Scored two goals vs. CGY on Jan. 6 in his 600th career NHL game... **2010 Playoffs:** Appeared in all seven of Washington's playoff games vs. MTL, recording 0-1-1 and 4 PIM.

CAREER NOTES 2008-09: Ranked seventh on the Wild roster with 35 points (13-12-35), sixth an assists and second with four GWG... Nine of his 23 assists came on the power play, with two others coming shorthanded... Wild was 18-1-1 when Belanger played to a plus-rating and went

9-3-0 when Belanger scored a goal... Played in his 500th NHL game vs. COL on Dec. 1... 2007-08: Tied career high with 37 points during his first season with Minnesota... Set career highs with 24 assists... Became a fourth player in team history to collect four assists in game, also setting new career high in points and assists in game at EDM on Nov. 14... 2006-07: Matched a career high for goals in a season with 17... Won 53.1% of face-offs taken (640-1206)... Recorded eight multi-point games including five with Thrashers... Skated in 400th career NHL contest at BOS on Mar. 31... 2005-06: Set career highs in goals (17) and points (37) and PPGs (5) in 65 games with Los Angeles... Ranked tied for fifth on club in goals and tied for fourth with 28 takeaways... Had five multi-point games... 2003-04: Led Kings in face-off percentage for fourth consecutive season at 53.6%... Notched five-game point streak (2-3=5, 1/3-2/13)... Finished with a career-high nine shots and tallied goal at PIT (10/10)... Goal came on his first shot of the game and first shot faced by the Pittsburgh's Marc-Andre Fleury in the NHL... 2002-03: Finished third season with Los Angeles second on the club with 16 goals... Improved his assist (19) and point totals (35) for third consecutive year... Notched first career-hat trick in 6-2 win vs. STL (12/17)... Led Kings and tied for seventh in the NHL with three SHGs... Paced Los Angeles in face-off percentage for the third straight season winning 51.8% of his draws... 2001-02: Led Kings and ranked seventh in the NHL with a 57.7% face-off percentage... 2000-01: Made NHL debut and picked up three points (1-2=3) including his first NHL goal in 4-1 victory at WSH (10/6)... Led all rookies and ranked 12th in NHL with a 56.4% face-off percentage... Finished a career-high +14, which ranked fourth among league rookies... Scored first career playoff goal in OT at 2:38 in Game 4 as the Kings overcame 3-0 deficit to beat Detroit 4-3... Ranked second among rookies in playoff scoring... 1999-00: Finished third in regular season scoring for Lowell (AHL) with 40 points (15-25=40) and tied for club lead in playoff scoring with six points (3-3=6)... 1998-99: Appeared in just 33 games with Springfield (AHL) due to injuries including a back ailment and tallied 26 points (8-18=26)... 1997-98: Tied for third in scoring for Fredericton (AHL) with 51 points (17-34=51) in 56 games during first professional season.

Career vs. NHL

TEAM	GP	G	A	PTS	PIM
ANA	35	7	14	21	14
ATL	14	3	5	8	4
BOS	14	6	2	8	0
BUF	11	2	4	6	2
CGY	17	2	6	8	8
CAR	34	5	7	12	22
CHI	29	5	10	15	8
COL	29	5	8	13	10
CBJ	34	7	7	14	8
DAL	33	4	10	14	20
DET	28	4	5	9	12
EDM	35	6	13	19	14
FLA	17	1	6	7	12
L.A.	10	3	3	6	4
MIN	16	5	4	9	10
MTL	12	5	2	7	6
NSH	7	1	2	3	4
N.J.	10	3	3	6	4
NYI	13	3	2	5	8
NYR	27	6	9	15	18
OTT	11	2	3	5	0
PHI	9	1	3	4	6
PHX	34	8	8	16	16
PIT	12	4	5	9	4
STL	28	3	7	10	14
S.J.	29	9	6	15	20
T.B.	20	3	2	5	6
TOR	11	1	7	8	2
VAN	37	5	7	12	16
WSH	18	2	8	10	11
TOTALS	634	121	178	299	283

PERSONAL Eric Belanger and his wife, Alexandra, have two daughters, Oceanne and Lola Pearl and reside in Quebec City, Quebec in the offseason... Nickname is "Belly" and loves to play golf in his free time... Names his parents as the people who inspired his hockey career... Lists U2 as his favorite band and "Prison Break" as his favorite television show... Enjoys eggs for breakfast and names sushi as his favorite food... Lists the birth of his two daughters as his most memorable moment away from the rink.



Recorded a career-high 41 points with Minnesota and Washington last season.

CAREER RECORD

CAREER RECORD																	
SEASON	TEAM	LEAGUE	GP	G	REGULAR SEASON							PIM	PLAYOFFS				
					A	PTS	PP	SH	GW	+/-	GP		G	A	PTS	PIM	
1994-95	Beauport	QMJHL	71	12	28	40	-	-	-	-	24	18	5	9	14	25	
1995-96	Beauport	QMJHL	59	35	48	83	-	-	-	-	18	20	13	14	27	6	
1996-97	Beauport	QMJHL	31	13	37	50	-	-	-	-	30	-	-	-	-	-	
	Rimouski	QMJHL	31	26	41	67	-	-	-	-	36	-	-	-	-	-	
1997-98	Fredericton	AHL	56	17	34	51	6	0	3	-1	28	4	2	1	3	2	
1998-99	Springfield	AHL	33	8	18	26	1	0	0	8	10	3	0	1	1	2	
	Long Beach	AHL	1	0	0	0	0	0	0	0	0	-	-	-	-	-	
1999-00	Lowell	AHL	65	15	25	40	6	0	3	-5	20	7	3	3	6	2	
2000-01	Los Angeles	NHL	62	9	12	21	1	2	1	14	16	13	1	4	5	2	
2001-02	Los Angeles	NHL	53	8	16	24	2	1	1	2	21	7	0	0	0	4	
2002-03	Los Angeles	NHL	62	16	19	35	0	3	1	-5	26	-	-	-	-	-	
2003-04	Los Angeles	NHL	81	13	20	33	0	1	2	-16	44	-	-	-	-	-	
2004-05	HC Forst	Italy	12	13	10	23	-	-	-	-	20	9	3	7	10	33	
2005-06	Los Angeles	NHL	65	17	20	37	5	0	1	-5	62	-	-	-	-	-	
2006-07	Carolina	NHL	56	8	12	20	3	0	1	-2	14	-	-	-	-	-	
	Atlanta	NHL	24	9	6	15	1	0	0	0	12	4	1	0	1	12	
2007-08	Minnesota	NHL	75	13	24	37	7	1	3	-6	30	6	0	0	0	4	
2008-09	Minnesota	NHL	79	13	23	36	4	0	4	-5	26	-	-	-	-	-	
2009-10	Minnesota	NHL	60	13	22	35	3	0	3	-1	28	-	-	-	-	-	
	Washington	NHL	17	2	4	6	0	0	0	3	4	7	0	1	1	4	
NHL TOTALS			634	121	178	299	26	8	17	-21	283	37	2	5	7	26	

CAREER HIGHLIGHTS

MOST GOALS/GAME:

3 – 12/17/02 vs. STL*

MOST ASSISTS/GAME:

4 – 11/15/07 at EDM#

MOST POINTS/GAME:

4 – 11/15/07 at EDM#

MOST PIM/GAME:

5 – 10/16/01 vs. WSH*

MOST SHOTS/GAME:

9 – 10/10/03 vs PIT*

LONGEST GOAL STREAK:

3 games – 3 times

LONGEST ASSIST STREAK:

4 games – 10/29/02-11/04/02*

LONGEST POINT STREAK:

6 games – 11/11/05-11/22/05*

CAREER HAT TRICKS:

1 – 12/17/02*

MULTIPLE POINT GAMES:

53 (1/11/10 vs PIT#)

FIRSTS

FIRST COYOTES GAME:

None

FIRST COYOTES GOAL:

None

FIRST COYOTES ASSIST:

None

FIRST NHL GAME:

5/3/95 at SJ*

FIRST NHL GOAL:

5/3/95 at SJ*

FIRST NHL ASSIST:

12/17/95 vs. OTT*

* w/ LA, # MIN

Left Wing

6'3" • 220

Shoots:

Left

Born:

Mar. 11, 1985,
Welland, Ontario

Age:

25 (26 on 3/11/11)

Acquired:

Claimed off waivers from
Pittsburgh, Sept. 30, 2009

Drafted:

Pittsburgh's 4th choice (4th
round, 121st overall) in the
2003 NHL Entry Draft.



2009-10 Finished with 3-2-5 and 117 PIM in 41 games during his first season with Coyotes... Led the team with 117 PIM, which also ranked 30th in the NHL...Registered NHL career-highs in goals, assists, points, games played and PIM...Collected a career-high 12 PIM vs. DAL, Feb. 13...Netted his third goal of the season vs. NYI, Jan. 9...Collected two assists in win at EDM on Jan. 5 for his first career multi-point game...Scored a goal in win at TOR, Dec. 16, which proved to be the game-winner...Scored his first career NHL goal vs. MTL, Nov. 12...Made his Coyotes debut on Oct. 10 vs. CBJ.

CAREER NOTES

2008-09: Saw his first NHL action, playing in 15 games for the Pittsburgh Penguins and recording one assist...Won a roster spot out of training camp and made his NHL debut Oct. 4 vs. Ottawa in Stockholm, Sweden...Tallied his first career assist Jan. 13 at Philadelphia...Spent majority of the season in Wilkes-Barre/Scranton (AHL) where he posted 9-7-16 and 176 PIM in 57 games...Notched AHL career-high six-game point streak from Dec.

10-20, totaling 3-3-6...Appeared in eight AHL playoff games, collecting two assists...**2007-08:** Began season with Wheeling (ECHL) and was recalled to Wilkes-Barre/Scranton (AHL)...Played 46 games with WBS, tallying 3-5-8 with 146 PIM...Also played in seven Calder Cup Playoff games...Tallied 3-14-17 in 22 games with Wheeling...**2006-07:** Appeared in 65 games with Wheeling of the ECHL, recording 10-32-42 and 115 PIM...Also played in six AHL games with Wilkes-Barre Scranton...**2005-06:** In his first season of professional hockey, appeared in 55 AHL games with Wilkes-Barre and notched 1-5-6 and 60 PIM...Scored his first AHL goal at Manitoba, Feb. 25...Registered 3-7-10 while appearing in 14 games with Wheeling of the ECHL...**2004-05:** Split the OHL season between Saginaw and Owen Sound...Recorded 1-6-7 in 28 games with Saginaw before collecting 2-11-13 in 35 games with Owen Sound...Picked up 1-3-4 in eight playoff games with Owen Sound...**2003-04:** Played in 67 games for Saginaw (OHL) while serving as team captain...Registered 5-14-19 and 96 PIM...**2002-03:** Set OHL career highs in goals (7) and points (23) while appearing in 67 games for Saginaw...**2001-02:** Recorded 3-3-6 in 57 games with North Bay as an OHL rookie.

INTERNATIONAL CAREER

2003: Won a gold medal while representing Canada at the 2003 Under-18 World Championships... Appeared in seven games and collected an assist during the tournament as a defenseman.

Career vs. NHL

TEAM	GP	G	A	PTS	PIM
ANA	4	0	0	0	20
ATL	1	0	0	0	0
BOS	2	0	0	0	5
BUF	1	0	0	0	2
CGY	1	0	0	0	5
CAR	2	0	0	0	5
CHI	2	0	0	0	0
COL	-	-	-	-	-
CBJ	4	0	0	0	15
DAL	4	0	0	0	22
DET	-	-	-	-	-
EDM	3	0	2	2	12
FLA	-	-	-	-	-
L.A.	4	0	0	0	19
MIN	1	0	0	0	0
MTL	2	1	0	1	5
NSH	2	0	0	0	0
N.J.	2	0	0	0	0
NYI	1	1	0	1	0
NYR	3	0	0	0	2
OTT	2	0	0	0	0
PHI	2	0	1	1	5
PHX	-	-	-	-	-
PIT	-	-	-	-	-
S.J.	4	0	0	0	5
STL	2	0	0	0	0
T.B.	1	0	0	0	7
TOR	1	1	0	1	0
VAN	2	0	0	0	5
WSH	3	0	0	0	5
TOTALS	56	3	3	6	139

PERSONAL

Nickname is BizzNasty...Favorite player growing up was Sandy McCarthy...Spent the past off-season golfing while also spending time in Las Vegas, Toronto and visited teammate Wojtek Wolski in Muskoka, Ontario...If he weren't a hockey player, would like to be a DJ or star in a show on MTV...Is starting his own clothing line...Favorite movie is "It Might Get Loud"...Most memorable hockey moment was winning the 2003 U-18 World Championship with Team Canada in Russia...Enjoys working with various charities and recently got involved with several homeless shelters.



Scored his first career NHL goal vs. Montreal, Nov. 12, 2009.

CAREER RECORD

SEASON	TEAM	LEAGUE	GP	G	REGULAR SEASON							PLAYOFFS				
					A	PTS	PP	SH	GW	+/-	PIM	GP	G	A	PTS	PIM
2001-02	North Bay	OHL	57	3	3	6	-	-	-	-	21	5	0	0	0	2
2002-03	Saginaw	OHL	67	7	16	23	1	2	0	-10	57	-	-	-	-	-
2003-04	Saginaw	OHL	67	5	14	19	2	1	0	-23	96	-	-	-	-	-
2004-05	Saginaw	OHL	28	1	6	7	1	0	0	-19	46	-	-	-	-	-
	Owen Sound	OHL	35	2	11	13	0	0	0	20	46	8	1	3	4	2
2005-06	Wilkes-Barre	AHL	55	1	5	6	0	0	0	2	60	11	0	1	1	4
	Wheeling	ECHL	14	3	7	10	1	0	2	4	4	-	-	-	-	-
2006-07	Wilkes-Barre	AHL	3	0	0	0	0	0	0	-1	6	-	-	-	-	-
	Wheeling	ECHL	65	10	32	42	1	2	0	12	115	-	-	-	-	-
2007-08	Wilkes-Barre	AHL	46	3	5	8	1	0	0	5	145	7	0	0	0	11
	Wheeling	ECHL	22	3	14	17	0	0	0	0	43	-	-	-	-	-
2008-09	Pittsburgh	NHL	15	0	1	1	0	0	0	-1	22	-	-	-	-	-
	Wilkes-Barre	AHL	57	9	7	16	0	0	1	4	176	8	0	2	2	9
2009-10	Phoenix	NHL	41	3	2	5	0	0	1	-2	117	-	-	-	-	-
FRANCHISE TOTALS			41	3	2	5	0	0	1	-2	117	-	-	-	-	-
NHL TOTALS			56	3	3	6	0	0	1	-3	139	-	-	-	-	-

CAREER HIGHLIGHTS

MOST GOALS/GAME:

1 – 3 times (last 1/9/10 vs. NYI)

MOST ASSISTS/GAME:

2 – 1/5/10 at EDM

MOST POINTS/GAME:

2 – 1/5/10 at EDM

MOST PIM/GAME:

12 – 2/13/10 vs. DAL

MOST SHOTS/GAME:

2 – 5 times
(last 1/21/10 vs. NSH)

LONGEST GOAL STREAK:

None

LONGEST ASSIST STREAK:

None

LONGEST POINT STREAK:

None

CAREER HAT TRICKS:

None

MULTIPLE POINT GAMES:

1 – 1/5/10 at EDM

FIRSTS

FIRST COYOTES GAME:

10/10/09 vs. CBJ

FIRST COYOTES GOAL:

11/12/09 vs. MTL

FIRST COYOTES ASSIST:

1/5/10 at EDM

FIRST NHL GAME:

10/4/08 vs. OTT*

FIRST NHL GOAL:

11/12/09 vs. MTL

FIRST NHL ASSIST:

1/13/09 at PHI*

*w/ PIT

Right Wing

5'11" • 200

Shoots:

Left

Born:

Dec. 16, 1989,
Brøndby, Denmark

Age:

20 (21 on 12/16/10)

Acquired:

Phoenix's 1st choice (1st round, 8th overall) in the 2008 Entry Draft



2009-10 Appeared in 14 games for the Coyotes, recording 1-2-3...Notched an assist in back-to-back games, Nov. 27 vs. DAL and Nov. 29 at ANA...Scored his first goal of the season in win vs. NYR, Jan. 30...Also played in 64 games with San Antonio (AHL), collecting 11-27-38...Ranked 4th on the Rampage in assists and 6th in points...Notched seven multi-point games...Compiled an eight-game point streak (4-8-12) for SA from Jan. 27 to Feb. 21...Tallied three assists vs. Grand Rapids, Oct. 18.

CAREER NOTES 2008-09: Appeared in 78 games for the Coyotes as a rookie, recording 11-17-28 and 18 PIM...Led all Coyotes rookies in goals, assists, points, games played, shots (116) and average time on ice (15:32)...Ranked 9th on the team overall in scoring...Ranked T-2nd among all NHL rookies in game-winning goals (3)...Finished with four multi-point games...Scored the GWG in a 3-0 win at COL, Apr. 1...Collected two assists vs. ANA, Mar. 19...Represented the Coyotes at the 2009 YoungStars Game in Montreal during NHL All-Star weekend...Tallied the GWG and

an assist in a 4-3 win at CGY, Jan. 17...Collected a goal and an assist in a 5-4 SOL vs. DET, Dec. 13...Recorded an assist in back-to-back wins over LA (Dec. 2) and TOR (Dec. 4)...Scored two goals and logged a season-high 22:52 TOI in a win vs. FLA, Nov. 8...Picked up his first NHL assist in win vs. PIT, Oct. 30...Scored his first NHL goal in win at ANA, Oct. 12...Made his NHL debut in season-opening win vs. CBJ, Oct. 11...**2007-08:** Appeared in 62 games for the Kitchener Rangers (OHL), recording 29-44-73 and 14 PIM...Ranked 2nd on the team in points (73), 3rd in assists (44) and 4th in goals (29)...Ranked T-2nd in the OHL with a team-leading nine game-winning goals...Ranked 3rd in scoring among all OHL rookies...Voted Best Skater in the OHL's Western Conference in the annual Coaches Poll...Tallied a goal and an assist in the 2008 CHL Top Prospects Game...Finished the regular season on a seven-game point streak, recording 4-9-13 in that span...Recorded a season-high five points with two goals and three assists at Oshawa, Jan. 19...Compiled a season-long nine-game point streak (5-10-15) from Jan. 19 to Feb. 12...Helped lead Kitchener to the OHL Championship by recording 9-26-35 in 20 playoff games...Tied for the OHL lead in postseason assists (26) and ranked 2nd in the OHL in postseason points (35)...Closed out the OHL playoffs with a 10-game point streak, recording 3-16-19 from Apr. 20-May 12...Registered 2-11-13 in the seven-game OHL Championship series against Belleville...Helped Kitchener to the Memorial Cup final by recording 2-4-6 in five games...**2006-07:** Spent the season with Frolunda (Sweden), playing for the club's Under-18, junior and pro teams...Played in 39 games for Frolunda Jr., recording 19-30-49 and 14 PIM...Helped Frolunda win the Swedish Junior Championship by collecting 6-5-11 in eight postseason contests...Was a teammate of current Coyotes prospects Jonas Ahnelov and Joel Gistedt...Also recorded 3-2-5 in three games with Frolunda U-18...Appeared in two games with the Frolunda pro club...**2005-06:** Appeared in 37 games for Frolunda Jr., recording 9-8-17 and 22 PIM...Notched one assist in two playoff games...Played in five games for Frolunda U-18 and scored two goals.

INTERNATIONAL CAREER 2009: Represented Denmark at the World Championship tournament in Switzerland...Recorded 3-1-4 in six games to rank T-2nd on the team in scoring...**2008:** Participated in the 2008 World Junior Championship for Denmark...Ranked 2nd on the team in scoring with 2-4-6 in six games.

PERSONAL Nickname is "Bodsey"...If he weren't a hockey player, he would like to work in construction...Favorites include Denzel Washington (actor); The DaVinci Code (book); "Gridiron Gang" (movie); Linkin Park (music group); and football (sport other than hockey)...Credits his father for having the most influence on his hockey career...Played alongside his older brother, Mads, in the 2009 World Championship and 2008 World Junior Championship for Denmark...Favorite place to visit is Copenhagen, Denmark.

Career vs. NHL

TEAM	GP	G	A	PTS	PIM
ANA	7	2	3	5	0
ATL	1	0	0	0	0
BOS	1	0	0	0	0
BUF	3	0	0	0	2
CGY	5	1	2	3	0
CAR	2	0	0	0	0
CHI	4	0	1	1	0
COL	6	1	1	2	2
CBJ	5	1	0	1	0
DAL	8	0	2	2	2
DET	4	1	3	4	0
EDM	4	0	0	0	0
FLA	1	2	0	2	0
L.A.	6	1	1	2	2
MIN	5	0	1	1	2
MTL	1	0	0	0	0
NSH	4	0	0	0	2
N.J.	1	0	0	0	0
NYI	2	0	2	2	0
NYR	2	1	0	1	0
OTT	2	1	0	1	0
PHI	1	0	1	1	0
PHX	-	-	-	-	-
PIT	2	0	1	1	0
STL	5	0	0	0	0
S.J.	4	0	0	0	0
T.B.	1	0	0	0	0
TOR	1	0	1	1	2
VAN	3	0	0	0	2
WSH	1	1	0	1	2
TOTALS	92	12	19	31	18



Played in the 2009
YoungStars Game in
Montreal.

CAREER RECORD

SEASON	TEAM	LEAGUE	GP	G	REGULAR SEASON							PLAYOFFS				
					A	PTS	PP	SH	GW	+/-	PIM	GP	G	A	PTS	PIM
2005-06	Frolunda U-18	Sweden U18	5	2	0	2	-	-	-	-	0	2	0	1	1	0
	Frolunda Jr.	Sweden Jr.	37	9	8	17	-	-	-	-	22	2	1	2	3	0
2006-07	Frolunda Jr.	Sweden Jr.	39	19	30	49	-	-	-	-	14	8	6	5	11	6
	Frolunda U-18	Sweden U18	3	3	2	5	-	-	-	-	2	6	5	4	9	2
	Frolunda	Sweden	2	0	0	0	-	-	-	-	0	-	-	-	-	-
2007-08	Kitchener	OHL	62	29	44	73	13	1	9	6	14	20	9	26	35	2
2008-09	Phoenix	NHL	78	11	17	28	2	0	3	-6	18	-	-	-	-	-
2009-10	Phoenix	NHL	14	1	2	3	0	0	0	2	0	-	-	-	-	-
	San Antonio	AHL	64	11	27	38	1	0	2	-19	4	-	-	-	-	-
FRANCHISE AND NHL TOTALS			92	12	19	31	2	0	3	-4	18	-	-	-	-	-

CAREER HIGHLIGHTS

MOST GOALS/GAME:

2 – 11/8/08 vs. FLA

MOST ASSISTS/GAME:

2 – 3/19/09 vs. ANA

MOST POINTS/GAME:

2 – 4 times
(last 3/19/09 vs. ANA)

MOST PIM/GAME:

2 – 9 times
(last 3/21/09 vs. VAN)

MOST SHOTS/GAME:

4 – 3 times
(last 3/21/09 vs. VAN)

LONGEST GOAL STREAK:

None

LONGEST ASSIST STREAK:

2 games – 5 times
(last 11/27/09-11/29/09)

LONGEST POINT STREAK:

2 games – 6 times (last
11/27/09-11/29/09)

CAREER HAT TRICKS:

None

MULTIPLE POINT GAMES:

4 (last 3/19/09 vs. ANA)

FIRSTS

FIRST COYOTES GAME:

10/11/08 vs. CBJ

FIRST COYOTES GOAL:

10/12/08 at ANA

FIRST COYOTES ASSIST:

10/30/08 vs. PIT

FIRST NHL GAME:

10/11/08 vs. CBJ

FIRST NHL GOAL:

10/12/08 at ANA

FIRST NHL ASSIST:

10/30/08 vs. PIT

Goaltender

6'3" • 208

Catches:

Left

Born:

June 22, 1980,
Togliatti, Russia

Age:

30 (31 on 6-22-11)

Acquired:

Claimed off waivers from
Anaheim, Nov. 17, 2007

Drafted:

Anaheim's 2nd choice
(2nd round, 44th overall) in
2000 Entry Draft



.906 SV%...Stopped 38 of 40 shots in a Game 1 victory.

CAREER NOTES 2008-09: Appeared in 65 games, posting a record of 26-31-6 with a 2.98 GAA, a .906 SV% and three shutouts...Started in career-high 16 consecutive games (Jan. 8- Feb. 16)...Stopped 40 shots at DET, Mar. 10...Tied his career and season-high with 43 saves at NSH, Feb. 26...Made 33 saves in a 1-0 shutout win at DAL, Feb. 11...Stopped 38 shots to record his second shutout of the season on Jan. 10 vs. DAL, setting a career-high for most saves in a shutout...Faced a career-high 48 shots and tied career-high with 43 saves at COL, Dec. 23...Made 33 saves to register his first shutout of the season vs. CBJ, Dec. 20...Turned aside 30 of 31 shots in a 3-1 win vs. MIN, Dec. 11...Stopped 38 of 40 shots at CHI, Nov. 18...Made 31 saves to post his third straight win on Nov. 12 at CBJ...Stopped 61 of 64 shots combined in the first two games (both wins) of the season...**2007-08:** Posted a 26-22-5 record with a 2.43 GAA and .920 SV% in 55 games for the Coyotes after being claimed off waivers from Anaheim on Nov. 17...Finished the season with a total record of 28-25-6 with a 2.44 GAA, .920 SV% and three shutouts...Set career highs in games played (64), wins (28) and shutouts (3) as well as career bests in GAA (2.44) and SV% (.920)...Ranked T-6th in the NHL in SV% (.920)...Won the Coyotes 3-Star Award...Made 41 saves at ANA, Apr. 6...Registered his fifth career shutout in a 2-0 win vs. VAN, Mar. 13...Tied career-high with 42 saves at DAL, Feb. 11...Tied career-high with 42 saves and stopped both shootout attempts in win vs. COL, Dec. 31...Made 36 saves and turned aside all three shootout attempts in win at SJ, Dec. 20...Won each of his first four starts as a member of the Coyotes (Nov. 17-24), tying him for the third-longest winning streak by a goaltender to begin his career with a new team after playing for a different club earlier in the season...Recorded his third career shutout and made 28 saves in a 1-0 win in his Coyotes debut on Nov. 17 at LA...Began season with Anaheim, collecting a 2-3-1 record with a 2.55 GAA and .909 SV% in nine games...**2006-07:** In his fourth NHL season, posted a record of 10-8-6 with a 2.47 GAA and a .907 SV%...Went 5-1-3 in his last eight games (all starts), recording a 1.96 GAA and .934 SV%...Stopped a season and career-high 42 shots at CBJ, Apr. 7...Recorded 100:10 of shutout time from Oct. 28-Nov. 3...Missed 12 games with a groin strain (Dec. 6-31)...Stopped all 14 shots he faced for his first shutout of the season at CHI, Oct. 28...Missed three games with a lower body injury, Nov. 26-30...**2007 Playoffs:** Was a member Anaheim's Stanley Cup Championship team...Stopped 19 of 20 shots for his ninth career postseason win at MIN, Apr. 15 in Game 3 of the WCQF...Stopped 30 of 32 shots en route to a win, Apr. 13 vs. MIN in Game 2 of the WCQF...Stopped 24 of 25 shots for his first win of the 2007 postseason, Apr. 11 vs. MIN in Game 1 of the WCQF...**2005-06:** Appeared in 31 games for Anaheim, posting a record of 13-12-1 with a 2.51 GAA and a .910 SV%...Set rookie club records in wins (13), most saves (667), shots faced (733) and minutes played (1575) and shutouts (1)...Won six of his last 10 games (two no-decisions), earning a .915 SV% and 2.32 GAA...Ranked 2nd in the NHL in rookie GAA and 4th in rookie SV%...Ranked 7th overall in the NHL in GAA...Earned the win, stopping 18 of 19 shots in 49 minutes of relief vs. COL, Mar. 22...Tied an NHL record with two PP assists vs. SJ, Feb. 1, which also set club record for assists by a goaltender in one game...Stopped all 24 shots he faced for his first career shutout at SJ, Jan. 26...Named a runner-up for NHL Defensive Player of the Week for the period ending Dec. 5, after posting a 2-0-0 record, with a 1.00 GAA and .947 SV%...Named a runner-up for NHL Defensive Player of the Week for the period ending Nov. 27 after posting a 3-1-0 record, with 1.50 GAA and .946 SV%...Stopped his first career penalty shot (Brett Clark), Nov. 18 vs. COL...Made his first start of the season, stopping a career-high 36 shots and setting a rookie club record for most shots faced (39) and most saves (36) in a single game at DET, Oct. 21...**2006 Playoffs:** Played in 11 postseason games (including a series-clinching win), stopping 40 of 41 shots in Game 4, May 11 at COL...Recorded 249:15 of shutout time May 3-9, the second-longest such streak in NHL playoff history...Stopped all 22 shots he faced, tying an NHL record for consecutive shutouts (3) in the playoffs in Game 2 of CSF, May 7 vs. COL...Stopped all 29 shots he faced, becoming the first rookie goaltender to post consecutive shutouts in the playoffs since 1945, in Game 1, May 5 vs. COL...Recorded his first career playoff shutout, stopping 22 shots in Game 7 of CQF, May 3 at CGY...Stopped 21 of the 22 shots he faced in his first career NHL playoff win in Game 6 of CQF, May 1 vs. CGY...**2004-05:** Stopped the season with Cincinnati of the American Hockey League (AHL), posting a 17-13-1 record with a 2.60 GAA and four shutouts...In seven playoff games, posted a 3-3 record with a 2.48 GAA...**2003-04:** Ranked 1st among AHL goalies in minutes (3750), 2nd in saves (1644) and T-2nd in wins (27) while setting career-bests in games (64), GAA (2.32), wins (27), shutouts (6) and minutes (3750)...His 64 games played, 27 wins, 3748 minutes played, 1644 saves, six shutouts and a 2.32 GAA, goaltender broke the Cincinnati franchise single-season records in each category...Earned his first NHL win with 26 saves in Anaheim's 3-2 OT victory at PHX, Mar. 16...**2002-03:** Finished 3rd among AHL goalies in games (54) and minutes played (3,020)...**2001-02:** Established a franchise record for most wins in one season by a rookie goaltender (20) with Cincinnati (AHL)...Earned a bronze medal as a member of Team Russia at the 2002 Olympic Winter Games...Named to the 2002 AHL All-Star Classic...Recorded 13 30-plus save performances on the season...Appeared in first NHL game in relief of Steve Shields at TOR, Oct. 8, stopping 11 of 12 shots...**2000-01:** Played in 34 games with Lada Togliatti in the Russian Hockey League, recording a league-leading eight shutouts and the fourth-best GAA (1.84).

2009-10 Named to the 2009-10 NHL Second All-Star Team...Finished as the runner-up for the Vezina Trophy and was 5th in voting for the Hart Trophy (League MVP)...Finished with a record of 42-20-6 with a 2.29 GAA, a .920 SV% and eight shutouts...Shattered the franchise record for wins in a season (previous record was 33) and tied the franchise record for shutouts in a single season...Ranked 2nd in the NHL in shutouts, 3rd in wins and 6th in GAA...Picked up his 40th win of the season on Mar. 27 vs. COL...Won seven consecutive starts from Mar. 4-20...Tied franchise record with eighth shutout of the season, Mar. 13 at CAR...Set new franchise record with his 34th win of the season, Mar. 6 vs. ANA (also made 32 saves for his seventh shutout of season)...Played in 2010 Olympics for Russia in Vancouver...Notched his sixth shutout of the season at NSH, Feb. 2...Named NHL's 3rd Star for the month of December...Recorded his fifth shutout of the season vs. ANA, Dec. 23...Reached 20 wins quicker than any goalie in franchise history (32 games; 20-10-2)...Named NHL's Third Star of the Week for the week ending Dec. 13...Set a new career-high by recording his fourth shutout of the season in 2-0 win vs. MIN, Dec. 7...Backstopped the Coyotes to a five-game winning streak from Nov. 27 to Dec. 7...Named the NHL's Third Star for the month of October...Tied a career-high with his third shutout of the season on Oct. 29 at STL...Named the NHL's First Star of the Week for week ending Oct. 18 after going 3-0-0 with a 0.95 GAA and .959 SV%...Established a new career-high shutout streak of 137:46, Oct. 10-15...Recorded his second shutout of the season in a 1-0 SO win at SJ, Oct. 12...Recorded his 9th career shutout in 3-0 win at PIT, Oct. 7...**2010 Playoffs:** Started all seven of Phoenix's playoff games vs. DET...Posted a 3.44 GAA and a

Career vs. NHL

TEAM	GP	MINS	GA	SOG	SHO	W	L	T/OT	PTS%	GAA	SV%
ANA	17	1053	46	525	2	9	6	2	0.588	2.62	0.912
ATL	1	60	1	21	0	1	0	0	1	1	0.952
BOS	4	242	7	92	0	3	0	1	0.875	1.74	0.924
BUF	4	202	12	86	0	1	3	0	0.25	3.56	0.860
CGY	13	743	35	368	0	5	7	1	0.423	2.83	0.905
CAR	4	190	11	103	1	1	3	0	0.25	3.47	0.893
CHI	15	846	36	411	1	6	5	3	0.536	2.55	0.912
COL	11	660	28	324	0	5	4	2	0.545	2.55	0.914
CBJ	11	627	24	330	1	6	4	0	0.6	2.3	0.927
DAL	23	1261	47	621	2	10	7	2	0.579	2.24	0.924
DET	17	1031	49	603	0	6	8	3	0.441	2.85	0.919
EDM	11	593	34	295	0	5	5	0	0.5	3.44	0.885
FLA	2	125	4	51	0	2	0	0	1	1.92	0.922
L.A.	18	1074	43	499	1	11	4	2	0.706	2.4	0.914
MIN	13	731	36	364	1	5	7	0	0.417	2.95	0.901
MTL	2	119	7	52	0	0	2	0	0	3.53	0.865
NSH	13	753	31	382	1	6	3	3	0.625	2.47	0.919
N.J.	1	60	3	34	0	1	0	0	1	3	0.912
NYI	2	89	7	48	0	0	1	0	0	4.72	0.854
NYR	3	147	8	81	0	1	2	0	0.333	3.27	0.901
OTT	3	180	12	86	0	1	2	0	0.333	4	0.860
PHI	3	164	5	57	0	2	0	0	1	1.83	0.912
PHX	10	575	19	236	0	7	2	0	0.778	1.98	0.919
PIT	3	178	4	85	1	2	1	0	0.667	1.35	0.953
STL	22	1201	43	615	2	9	6	4	0.579	2.15	0.930
S.J.	12	614	30	317	2	4	7	1	0.375	2.93	0.905
T.B.	2	120	3	52	0	2	0	0	1	1.5	0.942
TOR	4	172	5	77	0	3	0	0	1	1.74	0.935
VAN	13	768	28	377	1	6	6	1	0.5	2.19	0.926
WSH	1	58	3	33	0	0	1	0	0	3.1	0.909
TOTALS	258	14634	621	7225	16	120	96	25	0.55	2.55	0.914

INTERNATIONAL CAREER 2010: Represented Russia at the 2010 Winter Olympics in Vancouver...Appeared in two games and posted a 1.78 GAA...**2009:** Led Russia to a gold medal at the World Championship in Switzerland...Posted a 7-0 record with a 2.08 GAA and a .929 SV% for the tournament...**2006:** Represented Russia at the 2006 Olympics in Torino, Italy...**2002:** Won a bronze medal as a member of Team Russia at the 2002 Winter Olympics in Salt Lake City...**2000:** Led Russia to a silver medal at the World Junior Championship...Posted a tournament-best 0.77 GAA and .971 SV%...Also played in four games for Russia at the World Championship.

PERSONAL Ilya and his wife, Yevgeniya, have a daughter, Valery, and son, Vladislav...Spent his day with the Stanley Cup in 2007 in his hometown of Togliatti, Russia...Spent five summers attending college in Russia, where he earned his degree, allowing him to teach and coach in Russian schools...Reads books and enjoys studying philosophy...Did not emulate anyone in particular as a young goalie, instead focusing on being the best he could be...Says his time away from the rink is dominated by his family...Favorite road city in the NHL in New York City...Enjoys spending time by the ocean...Nickname is "Bryz."



Named to the 2009-10 NHL Second All-Star Team and was the runner-up for the Vezina Trophy.

CAREER RECORD

SEASON	TEAM	LEAGUE	REGULAR SEASON							PLAYOFFS						
			GP	MIN	GA	SO	GAA	SV%	W-L-T-OT	GP	MIN	GA	SO	GAA	SV%	W-L
1997-98	Lada Togliatti-2	Russia Jrs.	8	480	28	-	3.50	-	N/A	-	-	-	-	-	-	-
1998-99	Lada Togliatti-2	Russia Jrs.	20	1200	43	-	2.15	-	N/A	-	-	-	-	-	-	-
1999-00	Spartak Moscow	Russia Jrs.	9	500	21	-	2.52	-	N/A	-	-	-	-	-	-	-
	Lada Togliatti	Russia	14	796	18	3	1.36	-	N/A	7	407	10	1	1.47	-	N/A
2000-01	Lada Togliatti	Russia	34	1992	61	8	1.84	-	N/A	5	249	8	0	1.93	-	N/A
2001-02	Cincinnati	AHL	45	2399	99	4	2.48	-	20-16-4	-	-	-	-	-	-	-
	Anaheim	NHL	1	32	1	0	1.88	.916	0-0-0	-	-	-	-	-	-	-
2002-03	Cincinnati	AHL	54	3020	142	1	2.82	-	12-26-9	-	-	-	-	-	-	-
2003-04	Cincinnati	AHL	64	3750	145	6	2.32	-	27-25-10	9	536	27	1	3.02	.909	5-4
	Anaheim	NHL	1	61	2	0	2.00	.929	1-0-0	-	-	-	-	-	-	-
2004-05	Cincinnati	AHL	36	2007	87	4	2.60	-	17-13-1	7	314	13	0	2.48	.904	3-3
2005-06	Anaheim	NHL	31	1575	66	1	2.51	.910	13-12-1	11	659	16	3	1.46	.944	6-4
2006-07	Anaheim	NHL	27	1509	62	1	2.47	.907	10-8-6	5	267	10	0	2.25	.922	3-1
2007-08	Anaheim	NHL	9	446	19	0	2.55	.909	2-3-1	-	-	-	-	-	-	-
	Phoenix	NHL	55	3167	128	3	2.43	.921	26-22-5	-	-	-	-	-	-	-
2008-09	Phoenix	NHL	65	3760	187	3	2.98	.906	26-31-6	-	-	-	-	-	-	-
2009-10	Phoenix	NHL	69	4084	156	8	2.29	.920	42-20-6	7	419	24	0	3.44	.906	3-4
FRANCHISE TOTALS			189	11011	471	14	2.57	.916	94-73-17	7	419	24	0	3.44	.906	3-4
NHL TOTALS			258	14634	621	16	2.55	.914	120-96-25	23	1345	50	3	2.23	.925	12-9

CAREER HIGHLIGHTS

MOST CONSECUTIVE STARTS:

16 games – 1/8/09-2/16/09

MOST SHOTS FACED/ GAME:

48 – 12/23/08 at COL

MOST SAVES/GAME:

43 – 2 times
(last 2/26/09 at NSH)

MOST SAVES IN A SHUTOUT:

38 – 1/10/09 vs. DAL

CAREER SHUTOUTS:

16 (last 3/13/10 at CAR)

PENALTY SHOTS:

5 – 4 saves/1 goal
(last 1/7/10 at VAN – save)

LONGEST WINNING STREAK:

7 games – 3/4/10-3/20/10

LONGEST SHUTOUT STREAK:

137:46 – 10/10/09-10/15/09

FIRSTS

FIRST COYOTES GAME:

11/17/07 at LA

FIRST COYOTES WIN:

11/17/07 at LA

FIRST COYOTES SHUTOUT:

11/17/07 at LA

* w/ ANA

FIRST NHL GAME:

10/8/01 at TOR*

FIRST NHL WIN:

3/16/04 at PHX*

FIRST NHL SHUTOUT:

1/26/06 at SJ*

Right Wing

6'1" • 228

Shoots:

Right

Born:

Oct. 10, 1976,
Halkirk, Alberta

Age:

33 (34 on 10/10/10)

Acquired:

Winnipeg's 1st choice (1st round, 7th overall) in the 1995 Entry Draft



2009-10

In his sixth season as team captain, finished with 18-37-55 in 82 games to rank 2nd on the team in scoring...Received the 2009-10 King Clancy Memorial Trophy, which is awarded annually "to the player who best exemplifies leadership qualities on and off the ice and has made a contribution in his community"...Was also a finalist for the 2009-10 Mark Messier Leadership Award...Played in all 82 games for the second straight season (one of four Coyotes to play all 82 games in 09-10)...Registered his seventh consecutive 50-point campaign...Finished the season ranked among the franchise leaders in games played (2nd, 1047), goals (3rd, 276), points (3rd, 678), assists (4th, 402) and is the all-time leader in GWGs (48) and OT goals (8)...Recorded his 400th career NHL assist vs. CHI, Mar. 20...Collected an assist in three straight games (all wins) from Mar. 13-16...Named NHL's 1st Star for week ending Jan. 31 (3-6-9 in 4 GP)...Compiled a four-game point streak (3-6-9) from Jan. 26-31...Recorded the OT GWG (8th of his career) and three assists for a season-high four points at DET, Jan. 26...Collected three assists in 4-2 win vs. NSH, Jan. 21...Scored two goals, including his 7th career OT goal (franchise record), in 5-4 win at EDM, Jan. 5...Collected 1-2-3, including the GWG, in win vs. CBJ, Dec. 21...Played his 1,000th career NHL game on Dec. 17 at CBJ, becoming 2nd player in franchise history (Teppo Numminen) to reach the milestone...Became the 42nd player in NHL history to play 1,000 games with one franchise and the 24th player to do it with the team that drafted him...Scored his 265th career goal, the OT GWG at ANA on Nov. 29, to move into 3rd place on the franchise's all-time goals list...Scored two goals vs. LA, Oct. 24...Collected three assists vs. BOS, Oct. 17...**2010 Playoffs:** Recorded 1-1-2 while appearing in three playoff games for the Coyotes...Sustained an upper-body injury in Game 3 at DET and missed the remainder of the postseason.

CAREER NOTES

Has played his entire career with same franchise...Enters his seventh season as team captain after serving as an assistant captain for two seasons...Enters 2010-11 season ranked 1st on the all-time Phoenix/Winnipeg franchise list in game-winning goals (48) and overtime goals (8), 2nd in games played (1047), 3rd in goals (276), 3rd in points (678), 4th in assists (402) and 4th in PP goals (82)...Has missed only 25 games over last 11 seasons...**2008-09:** Played in all 82 games for the third time in his career and first time since 2005-06...Recorded 31-42-73 and 72 PIM to lead the team in scoring for the fifth consecutive season while also serving as team captain for fifth straight year...Set a career-high with 31 goals...Led the team in goals, assists, points, power play goals (10), power play assists (15), power play points (25), shots (230), hits (188), takeaways (48) and tied for the team lead in game-winning goals (4)...Selected to his second career NHL All-Star Game...Received the Coyotes team awards for MVP, Leading Scorer, Three-Stars, and the Beth Champie Memorial Award from the Coyotes Booster Club...Registered back-to-back 70-point seasons for the first time in his career...Joined Dale Hawerchuk and Keith Tkachuk as the only players in team history to record nine consecutive 20-goal seasons...Finished with 19 multi-point games and five two-goal games...Scored his 31st goal of the season to establish new career-high at LA, Apr. 4...Had a four-game point streak (3-2-5) from Mar. 30-Apr. 4...Named NHL's Third Star of the Week for week ending Mar. 22 (3-4-7 in 4 GP)...Collected a goal and an assist at ANA, Mar. 22...Registered a season-high four points on a goal and three assists – including the GWG at 19:33 of 3rd period – in a 4-3 win vs. SJ, Mar. 17...Played in his 951st career NHL game to move into 2nd place on franchise all-time games played list at NJ, Mar. 12...Skated a season-high 25:36 TOI vs. EDM, Feb. 16...Collected his 600th career NHL point with a goal vs. CAR, Feb. 7...Recorded a goal and an assist for the Western Conference at the 2009 NHL All-Star Game in Montreal, Jan. 25...Won the Elimination Shoot Out at the 2009 Honda NHL SuperSkills Competition in Montreal, Jan. 24...Collected six assists in a four-game span from Jan. 8-15...Compiled a four-game point streak (2-4-6) from Dec. 20-26...Recorded the GWG and an assist in 2-1 win at LA, Dec. 26...Played in his 900th career NHL game vs. CHI, Nov. 18...Registered 2-1-3 in win at CBJ, Nov. 12...Had a four-game point streak (3-5-8) from Oct. 25-Nov. 4...Recorded two goals and an assist while becoming the franchise's all-time leader in GWG in 4-1 win vs. PIT, Oct. 30...**2007-08:** Appeared in 80 games for the Coyotes, recording 28-50-78 and 59 PIM...Led the team in goals (28), assists (50), points (78), PP goals (9) and ranked T-1st on the team in PP points (27) and GW goals (5)...Established new career-highs in points (78) and assists (50)...Led the team in scoring for the fourth consecutive season...Selected as Team MVP, won Leading Scorer Award and chosen by fans as the team's Hardest Working Player...Led all Coyotes forwards in TOI/game (20:45) and hits (158)...Ranked T-2nd in the NHL in SH points (9) and 20th in overall points (78)...Finished with 16 multi-point games...Collected a SH goal and an assist vs. SJ, Mar. 25...Registered a goal and two assists vs. LA, Mar. 20...Had a goal and two assists at EDM, Mar. 18...Tallied the GWG at DAL on Mar. 5 to tie Keith Tkachuk's franchise record of 40 career GWGs...Scored his 20th goal of the season on Mar. 1 vs. CGY, giving him eight consecutive 20-goal campaigns...Scored a goal and added two assists vs. DAL, Feb. 14...Assisted on Vrbata's OT goal at COL, Feb. 4...Recorded 7-12-19 in 13 games during January, the third-highest point total in the NHL for the month...Recorded a point in 13 straight games (7-13-20) from Dec. 31 to Jan. 29; officially listed as a career-high 11-game point streak (6-9-15) as he missed the team's Jan. 3 game due to injury...Notched the GWG and an assist vs. BUF, Jan. 21...Recorded a season-high 28:47 TOI vs. CBJ, Jan. 17...Tallied two goals and an assist vs. SJ, Jan. 15...Recorded his 300th career assist vs. VAN, Jan. 11...Collected a goal, the game-winner, and three assists at COL, Jan. 2...Registered his 500th career NHL point with an assist vs. MIN, Dec. 27...Netted the shootout-deciding goal at ANA, Nov. 23...Scored the lone goal in a 1-0 win at LA, Nov. 17...Scored his fifth career OT goal and had an assist at ANA, Nov. 7...Scored his 200th career NHL goal and added two assists vs. DAL, Oct. 27...**2006-07:** Led the Coyotes in scoring for third consecutive season with 27-28-55...Led the team in goals (27), assists (28), points (55), PP goals (11), PP assists (12), PP points (23), game-winning goals (7), OT goals (1), shots (209), shooting percentage (12.9%), hits (156), and takeaways (44)...Ranked 1st among Coyotes' forwards in average TOI (20:26)...Ranked T-13th in NHL in game-winning goals (7)...Also ranked T-14th in shootout shooting percentage and T-15th in hits among NHL forwards...Ranked 5th on the team in PIM (73)...Selected by Coyotes traveling media as team MVP...Also won the team's Applebee's 3-Star Award and Coyotes Leading Scorer Award...Recorded 21-22-43 over last 47 games of the season...Reached 20-goal mark for seventh straight season and 50-point mark for sixth time in last seven seasons...Finished with 11 multi-point games, three multi-goal games and four multi-assist games...Tied his career-high by scoring his seventh GWG of the season on Apr. 5 vs. LA...Recorded his 26th assist of the season vs. SJ on Mar. 30 to pass Paul MacLean for 5th place on the franchise's all-time list...Played in his 800th career NHL game, Apr. 3...Put together a four-game point streak (2-2-4), Mar. 17-Mar. 22...Recorded a career-high seven-game point streak (5-5-10) from Feb. 22-Mar. 8...Had three multi-point games during that stretch...Also scored goals in a career-best four straight games from Mar. 1-Mar. 8...Scored his 18th goal of the season to give him 190 goals for his career, passing Doug Smail for 5th place on the franchise's all-time list, at CBJ on Feb. 6...Scored two goals, including the GWG, at DAL, Jan. 9 to give him 33 GWGs for his career, moving him past Jeremy Roenick and into 2nd place on the franchise's all-time list...Notched two goals in a 5-4 OT win at ATL, Jan. 5...Registered eight points (3-5-8) in a three-game span from Dec. 28-Jan. 1...Had five points (1-4-5) vs. SJ to tie his career-high in assists and points in a single game, Dec. 30...Missed six games due to a back injury, Nov. 9-Nov. 19...Missed three games due to injury, Oct. 26-Nov. 3...Recorded his 200th career NHL assist at EDM, Oct. 23...Picked up three points on a goal and two assists vs. NYI on Opening Night, Oct. 5...**2005-06:** In his 10th NHL season, ranked T-1st on Coyotes in goals (30), 3rd in assists (36), 1st in points (66), 1st in GWG (7), 1st in PPG (17), 1st in PPA (24) and PP points (41), 1st in shots (254), 1st in PIM (123) and 1st in hits (164)...Led Coyotes forwards in TOI/G (19:07)...Established career highs for goals (30), PPG (17), PPA (24), PP points (41), GWG (7), and PIM (123)...Tied career highs for games played (82) and shots (254)...Played in all 82 games in season for second time in career – one of three

Career vs. NHL

TEAM	GP	G	A	PTS	PIM
ANA	76	26	23	49	154
ATL	12	3	4	7	10
BOS	16	1	4	5	20
BUF	20	5	9	14	4
CGY	51	12	25	37	37
CAR	16	3	6	9	9
CHI	49	12	11	23	37
COL	52	14	20	34	30
CBJ	36	13	16	29	24
DAL	81	26	31	57	83
DET	53	13	19	32	20
EDM	50	12	37	49	59
FLA	16	5	3	8	12
L.A.	76	26	36	62	69
MIN	35	11	14	25	39
MTL	17	3	3	6	18
NSH	43	14	13	27	25
N.J.	19	1	3	4	6
NYI	16	4	6	10	21
NYR	16	6	8	14	23
OTT	17	5	5	10	32
PHI	18	3	6	9	20
PHX	-	-	-	-	-
PIT	17	8	5	13	16
S.J.	78	18	28	46	33
STL	58	16	26	42	88
T.B.	18	0	6	6	6
TOR	22	3	11	14	12
VAN	51	10	18	28	40
WSH	18	3	6	9	9
TOTALS	1047	276	402	678	956



Received the 2009-10 King Clancy Memorial Trophy and was a finalist for the Mark Messier Leadership Award.

CAREER RECORD

SEASON	TEAM	LEAGUE	REGULAR SEASON										PLAYOFFS				
			GP	G	A	PTS	PP	SH	GW	+/-	PIM	GP	G	A	PTS	PIM	
1992-93	Kamloops	WHL	51	7	12	19	-	-	-	-	65	13	0	1	1	8	
1993-94	Kamloops	WHL	52	24	24	48	-	-	-	-	88	-	-	-	-	-	
1994-95	Kamloops	WHL	71	37	57	94	-	-	-	-	106	21	6	10	16	16	
1995-96	Winnipeg	NHL	74	7	10	17	1	0	3	-9	101	6	0	0	0	6	
1996-97	Phoenix	NHL	63	4	8	12	0	0	0	-3	49	4	0	0	0	2	
1997-98	Phoenix	NHL	33	5	6	11	0	0	3	-3	35	6	1	0	1	6	
	Springfield	AHL	39	21	21	42	6	0	6	20	64	-	-	-	-	-	
1998-99	Phoenix	NHL	79	6	16	22	0	0	0	-5	54	7	2	2	4	6	
1999-00	Phoenix	NHL	81	26	25	51	1	1	4	6	66	4	1	2	3	8	
2000-01	Phoenix	NHL	76	26	37	63	6	1	6	0	89	-	-	-	-	-	
2001-02	Phoenix	NHL	81	20	29	49	6	0	2	11	61	5	2	2	4	6	
2002-03	Phoenix	NHL	82	21	37	58	7	0	2	3	86	-	-	-	-	-	
2003-04	Phoenix	NHL	79	27	41	68	9	2	1	-11	47	-	-	-	-	-	
2004-05	Did Not Play																
2005-06	Phoenix	NHL	82	30	36	66	17	0	7	-9	123	-	-	-	-	-	
2006-07	Phoenix	NHL	73	27	28	55	11	0	7	-14	73	-	-	-	-	-	
2007-08	Phoenix	NHL	80	28	50	78	9	2	5	4	59	-	-	-	-	-	
2008-09	Phoenix	NHL	82	31	42	73	10	0	4	5	72	-	-	-	-	-	
2009-10	Phoenix	NHL	82	18	37	55	5	0	4	3	41	3	1	1	2	4	
FRANCHISE and NHL TOTALS			1047	276	402	678	82	6	48	-22	956	35	7	7	14	38	

Right Wing 6'1" • 228

Shoots:

Right

Born:

Oct. 10, 1976,
Halkirk, Alberta

Age:

33 (34 on 10/10/10)

Acquired:

Winnipeg's 1st choice (1st round, 7th overall) in the 1995 Entry Draft

Coyotes (Ballard, Michalek) to play all 82 games...Finished season with 18 multi-point games, four multi-goal games and six multi-assist games...Recorded 13-12-25 in final 23 games after Olympic Break...Scored 30th goal of season in finale in 3-0 win at STL, Apr. 16...Registered goal and assist in 5-3 win vs. NSH, Mar. 28 (His goal moved him ahead of Morris Lukowich into 6th place on Coyotes' franchise goal-scoring list at 169)...Registered GWGs in back-to-back games at CHI and at CBJ on Mar. 19 and 21...Played in 714th career game with Coyotes/Jets to pass Dale Hawerchuk and move into 3rd place on franchise's games played list and scored goal in 6-2 win at L.A., Mar. 14...Compiled career-high six-game point streak (5-6-11), Feb. 12-Mar.11...Posted 2-2-4 in 6-2 win vs. DAL, Mar. 2...Tallied 2-1-3 and +3 in six games for Team Canada in 2006 Winter Olympics in Torino, Italy – his 1st Olympics...Registered Coyotes' season high and tied career high with 10 shots vs. DAL, Feb. 9...Played in 700th NHL game vs. SJ, Jan. 28...Collected three assists in 6-5 win vs. L.A., Dec. 29...Scored two goals, including 150th NHL goal, at COL, Dec. 26...Scored 147th career goal with Coyotes/Jets to tie Teemu Selanne for eighth place on franchise goal scoring list at CHI, Nov. 6...Scored PPG and assisted on GWG in 4-3 OT win at EDM, Oct. 18 (Returned to game after receiving 10 stitches above left eye for cut in 3rd period)...**2003-04:** Had a breakout year, setting career highs in goals (27), assists (41), points (68), PPG (9), SHG (2), shots (254) and average ice time (21:45)...Selected to play in his first NHL All-Star Game...Ranked T-22nd in NHL in points and T-24th in assists...Led NHL in GTG (3)...Finished 4th in NHL in average TOI among forwards; 1st among right wings...Ranked 14th in NHL in shots...Finished T-21st in NHL in PP assists (18) and PP points (9-18-27)...Led team in goals, assists, points, PP points and shots; T-1st in SH points (2-1-3); 2nd in SHG, PPG and PP assists...Led all forwards in TOI; 3rd on team overall...Had 18 multiple-point games and five three-point games...Reached 20-goal plateau for 5th straight season...Entered season with two career SHG, then scored SHG in back-to-back games (Dec. 18 at LA, Dec. 20 at STL)...Won three Coyotes' end of season awards: Team MVP, 3-Star Award and Co-Man of the Year...Won Coyotes Player of the Month four times (Oct., Dec., Feb., Mar.)...One of two Western Conference All-Stars to score a goal in NHL All-Star Game, Feb. 8...Recorded 200th NHL assist (0-3-3) vs. FLA, Feb. 4...Tied career high with three-game goal streak (3-2-5), Dec. 18-22...Played his 600th NHL game at L.A., Dec. 18...Tied career high with five-game point streak (2-6-8) from Nov. 24-Dec. 4...Collected his 300th NHL point (2-1-3) vs. STL, Nov. 19...Had three four-game point streaks...**2002-03:** Ranked 2nd on Coyotes in assists (37) and points (58); 3rd in goals (21)...Set career high in games (82); one of only three Coyotes to play in every game...Led team in shots...Ranked 1st on team in PP points (7-13-20) and 2nd in PP assists...100th NHL goal vs. MIN, Nov. 7...500th NHL Game vs. NSH, Nov. 3...**2001-02:** Ranked 6th in NHL in hits (2nd among forwards)...For 3rd consecutive season, recorded at least 200 hits and 200 shots; only NHL player to achieve feat in '01-02...Led team in shots and hits...Ranked 3rd on team in points...T-2nd on club in games (81)...Tied franchise single-game high with 10 hits at LA, Feb. 13...200th NHL point (2-2-4) vs. NYR, Dec. 31...Missed 1 game (sprained ankle)...**2002 Playoffs:** In five games, led Coyotes in points (2-2-4) and hits (29); T-1st in goals...Had 23 hits in last three games of SJ series...**2000-01:** Ranked 2nd on team in goals (26), assists (37), points (63) and GWG (6)...Led team in hits (206) and shots (220)...One of only four NHL players with at least 200 hits and 200 shots...T-10th in NHL in hits among forwards...2nd on team in PP points (6-17-23) and PP assists...400th NHL game vs. NYI, Mar. 25...Set career highs for assists and points in a game with 1-4-5 (100th NHL assist) vs. EDM, Mar. 24...Career-high five-game point streak (2-3-5) from Jan. 12-19...Missed six games with injury (5-abdominal strain, 1-hyper-extended knee)...Won Coyotes hardest shot contest (96.8 mph) at Superskills Challenge, Dec. 7...**1999-00:** Demolished previous career highs with 26-25-51 in 81 GP...Led team in shots (221) and hits (225)...One of only three players in NHL with at least 200 hits and 200 shots...Ranked 15th in NHL in hits (2nd among forwards)...Ranked 2nd on team in points and goals...100th NHL point (assist) vs. DAL, Mar. 3...Tied single-game franchise record with 10 hits vs. COL, Mar. 23...300th NHL game vs. DET, Jan. 31...**2000 Playoffs:** Ranked 2nd on team in points with 1-2-3 in series vs. COL...Led team in playoff hits (20)...Missed Game 5 with back spasms...Had team-high 11 hits at COL, Apr. 15...Set career playoff highs with two assists and three points at COL, Apr. 13...**1998-99:** Missed two games due to injury (forearm, eye)...200th NHL game vs. LA, Dec. 28...**1999 Playoffs:** T-2nd on team in goals (2) and points (4)...Led team in playoff GWG (2)...Tallied 1-1-2 (GWG) for 2nd straight game vs. STL, Apr. 25...Scored GWG at 8:58 of OT (1-1-2) vs. STL, Apr. 24...**1997-98:** Split season between Phoenix and Springfield (AHL)...T-4th on Coyotes in GWG...**1998 Playoffs:** Scored 1st NHL playoff goal in Game 4 vs. DET, Apr. 28...**1996-97:** Missed 12 games with injury (4-bruised hand; 8-strained foot ligament)...**1995-96:** Named Jets' Rookie-of-the-Year...**1994-95:** In final season with Kamloops (WHL), had 18-game point streak (3rd longest in WHL in '94-95)...Finished 3rd on team in points and 16th in WHL...Helped Kamloops win 1995 Memorial Cup for 2nd consecutive season...Won Stafford Smythe Memorial Trophy as MVP in '94-95 Memorial Cup...Selected to Memorial Cup All-Star Team...**1993-94:** Part of Kamloops' 1994 Memorial Cup winning team, but did not play in any playoff games.

INTERNATIONAL CAREER 2009: For the third straight year, served as team captain for Canada at the World Championships...Helped lead Canada to the silver medal for second consecutive year...Recorded 1-6-7 and 14 PIM in nine games...**2008:** Served as team captain for Canada at the World Championships for the second consecutive year...Recorded 2-4-6 in nine games to help lead Canada to the silver medal...**2007:** Led Team Canada to a gold medal at the 2007 World Championships in Moscow while serving as team captain and posted 5-5-10 in nine games...Notched a hat trick in 6-3 win over Belarus...Ranked T-3rd on Team Canada in points and T-11th in tournament scoring...**2006:** Tallied 2-1-3 and +3 in six games for Team Canada in 2006 Winter Olympics in Torino, Italy – his first Olympics...**2005:** Won silver medal as alternate captain with Team Canada at 2005 World Championships in Austria, registering 1-3-4 in nine games...**2004:** Scored the game-winning goal in 3-2 victory over Finland at the Final of the 2004 World Cup of Hockey in Toronto to capture tournament for Team Canada...Named to Canada's 2004 World Championships team, but did not play due to injury...**2003:** Helped lead Canada to gold medal at World Championships in Finland, collecting 4-2-6 in nine games...Ranked T-5th in team scoring...Ranked T-15th in tournament goal scoring and T-5th in PPG (3)...Scored GTG in 3rd period of final game to force OT...**1999:** Represented Team Canada at World Championships in Norway (4 GP)...**1995:** Invited to attend Team Canada's evaluation camp for World Junior Championships.

PERSONAL Nicknamed "Doaner"...While growing up, tried to emulate the style of Cam Neely...His favorite hockey players while growing up were Paul Coffey and Wayne Gretzky...Inspired to play hockey by his father Bernie, who was drafted by St. Louis (80th overall) in the 1971 Entry Draft...His sister Leighann plays basketball professionally in Europe following her time with the Canadian National Women's Basketball Team...Leighann was named Canada's 2001 Female Athlete of the Year (led nation in scoring and rebounds) and carried the torch for Canada at World University Games in Beijing...His cousin Catriona LeMay Doan won a gold medal in women's speed skating at 2002 Olympics and was inducted into Canada's Sports Hall of Fame in 2005, and was also one of four people to light the torch at the 2010 Winter Olympics in Vancouver...Is a big fan of U2, Creed and Garth Brooks...Played junior hockey with Jarome Iginla...Enjoys golf and riding horses...Owns 35 mares and 5 colts and is working on breeding horses...His first job was working on his family's ranch and taking trail rides...Favorite TV show is "Seinfeld"...Is one of most active Coyotes in the community...Does great work with many organizations including United Blood Services (sponsors "Doaner Night" at Coyotes home games), Phoenix Children's Hospital and Phoenix Rescue Mission...Runner-up for 2004 NHL Foundation Player Award given for outstanding community service (Iginla winner)...Earned the Coyotes Co-Man of the Year Award in 2004...Won the 2010 King Clancy Trophy and was a finalist for the 2010 Mark Messier Leadership Award...Spends his off-seasons in Kamloops, British Columbia with his wife Andrea, sons Joshua and Carson and daughters Gracie and Karys.

Is the Coyotes/Jets franchise's all-time leader in game-winning goals (48) and overtime goals (8).

MOVING UP THE RANKS

Coyotes/Jets All-Time Rankings

GAMES PLAYED

1. Teppo Numminen	1,098
2. Shane Doan	1,047
3. Thomas Steen	950
4. Dale Hawerchuk	713
5. Doug Smail	691
6. Keith Tkachuk	640

GOALS

1. Dale Hawerchuk	379
2. Keith Tkachuk	323
3. Shane Doan	276
4. Thomas Steen	264
5. Paul MacLean	248
6. Doug Smail	189

ASSISTS

1. Thomas Steen	553
2. Dale Hawerchuk	550
3. Teppo Numminen	426
4. Shane Doan	402
5. Keith Tkachuk	300
6. Paul MacLean	270

POINTS

1. Dale Hawerchuk	929
2. Thomas Steen	817
3. Shane Doan	678
4. Keith Tkachuk	623
5. Teppo Numminen	534
6. Paul MacLean	518

PENALTY MINUTES

1. Keith Tkachuk	1508
2. Laurie Boschman	1338
3. Shane Doan	956
4. Jim Kyte	772
5. Kris King	762
6. Tim Watters	760

POWER PLAY GOALS

1. Dale Hawerchuk	122
2. Keith Tkachuk	114
3. Paul MacLean	97
4. Shane Doan	82
5. Thomas Steen	73
6. Teemu Selanne	49

GAME WINNING GOALS

1. Shane Doan	48
2. Keith Tkachuk	40
3. Jeremy Roenick	33
4. Doug Smail	31
5. Dale Hawerchuk	29
Thomas Steen	29

CAREER HIGHLIGHTS

MOST GOALS/GAME:

2 – 34 times
(last 1/5/10 at EDM)

MOST ASSISTS/GAME:

4 – 2 times
(last 12/30/06 vs. SJ)

MOST POINTS/GAME:

5 – 2 times
(last 12/30/06 vs. SJ)

MOST PIM/GAME:

27 – 11/22/05 vs. ANA

MOST SHOTS/GAME:

10 – 2 times
(last 2/9/06 vs. DAL)

LONGEST GOAL STREAK:

4 games – 3/1/07-3/8/07

LONGEST ASSIST STREAK:

5 games – 2/14/08 - 2/22/08

LONGEST POINT STREAK:

11 games – 1/5/08 - 1/29/08

CAREER HAT TRICKS:

None

MULTIPLE POINT GAMES:

148 (last 2/8/10 vs. EDM)

FIRSTS

FIRST COYOTES GAME:

10/7/95 vs. DAL

FIRST COYOTES GOAL:

11/14/95 vs. CHI

FIRST COYOTES ASSIST:

10/7/95 vs. DAL

FIRST NHL GAME:

10/7/95 vs. DAL

FIRST NHL GOAL:

11/14/95 vs. CHI

FIRST NHL ASSIST:

10/7/95 vs. DAL

Defense

6'2" • 187

Shoots:

Left

Born:

July 17, 1991,
Karlskrona, Sweden

Age:

19 (20 on 7/17/11)

Acquired:

Phoenix's 1st choice (1st round, 6th overall) in the 2009 Entry Draft



2009-10 Played in 42 games for Leksand in Sweden's second-highest professional league, recording 9-18-27 and 98 PIM...Ranked 2nd on his team and T-7th in the league in points by a defenseman...Led all players under the age of 19 in the league in scoring...Collected 2-4-6 in 10 playoff games...Represented Sweden in the 2010 World Junior Championship, helping lead them to a bronze medal...Registered 2-3-5 with 12 PIM and a +5 rating in six games...Tied for the team-lead in points by defensemen...Ranked T-6th in scoring among all defensemen in the tournament...Selected as one of Sweden's top three players for the tournament by opposing coaches...Also captured a bronze medal with Team Sweden at the 2010 World Championship, collecting 1-2-3 and a +3 rating in nine games...Recorded 20:02 TOI in the bronze medal game vs. Germany.

CAREER NOTES 2008-09: Played in 39 games for Leksand, collecting 3-14-17 and 32 PIM...

Led the league in plus/minus with a +44 rating...Led all players under the age of 18 in scoring for the season (no other 17-year-old scored more than six points on the season)...Tallied 2-2-4 in eight playoff games...Represented Team Sweden at the 2009 Under-18 World Championships, collecting 2-6-8 in six games and helping Sweden to a fifth place finish...**2007-08:** Played in 27 games for Tingsryd of the Swedish junior league (Sweden-3), recording 3-5-8 and 10 PIM... Helped Smaland win Sweden's national tournament, TV-Pucken...Recorded 4-3-7 in eight games and was named the tournament's Best Defenseman.

INTERNATIONAL CAREER 2010: Won a bronze medal at both the World Junior Championship and World Championship...Registered 2-3-5 with 12 PIM and a +5 rating in six games at the WJC...Tied for the team-lead in points by defensemen...Ranked T-6th in scoring among all defensemen in the tournament...Selected as one of Sweden's top three players for the tournament by opposing coaches...Collected 1-2-3 and a +3 rating in nine games in the World Championship...Recorded 20:02 TOI in the bronze medal game vs. Germany...

2009: Represented Team Sweden at the 2009 Under-18 World Championships, collecting 2-6-8 in six games and helping Sweden to a fifth place finish.

PERSONAL Favorite player growing up was Nicklas Lidstrom...Spent the summer in his native Sweden with family and friends... Enjoys playing tennis in his spare time...Favorite movie is American Pie...Nicknames are "Ollie" and "Big O"...Most memorable hockey moment was representing Sweden in the 2010 IIHF World Championship...If he weren't a hockey player, would like to coach hockey.

Career vs. NHL

TEAM	GP	G	A	PTS	PIM
ANA	-	-	-	-	-
ATL	-	-	-	-	-
BOS	-	-	-	-	-
BUF	-	-	-	-	-
CGY	-	-	-	-	-
CAR	-	-	-	-	-
CHI	-	-	-	-	-
COL	-	-	-	-	-
CBJ	-	-	-	-	-
DAL	-	-	-	-	-
DET	-	-	-	-	-
EDM	-	-	-	-	-
FLA	-	-	-	-	-
L.A.	-	-	-	-	-
MIN	-	-	-	-	-
MTL	-	-	-	-	-
NSH	-	-	-	-	-
N.J.	-	-	-	-	-
NYI	-	-	-	-	-
NYR	-	-	-	-	-
OTT	-	-	-	-	-
PHI	-	-	-	-	-
PHX	-	-	-	-	-
PIT	-	-	-	-	-
S.J.	-	-	-	-	-
STL	-	-	-	-	-
T.B.	-	-	-	-	-
TOR	-	-	-	-	-
VAN	-	-	-	-	-
WSH	-	-	-	-	-
TOTALS	-	-	-	-	-



Won a bronze medal at both the 2010 World Junior Championship and 2010 World Championship with Sweden.

CAREER RECORD

SEASON	TEAM	LEAGUE	GP	G	REGULAR SEASON							GP	PLAYOFFS			
					A	PTS	PP	SH	GW	+/-	PIM		G	A	PTS	PIM
2007-08	Tingsryd	Sweden-3	27	3	5	8	10	-	-	-	-	-	-	-	-	-
2008-09	Leksand	Sweden-2	39	3	14	17	32	8	2	2	4	6	-	-	-	-
2009-10	Leksand	Sweden-2	42	9	18	27	98	10	2	4	6	8	-	-	-	-

CAREER HIGHLIGHTS

MOST GOALS/GAME:

None

MOST PIM/GAME:

None

LONGEST ASSIST STREAK:

None

MOST ASSISTS/GAME:

None

MOST SHOTS/GAME:

None

LONGEST POINT STREAK:

None

MOST POINTS/GAME:

None

LONGEST GOAL STREAK:

None

CAREER HAT TRICKS:

None

MULTIPLE POINT GAMES:

None

FIRSTS

FIRST COYOTES GAME:

None

FIRST NHL GAME:

None

FIRST COYOTES GOAL:

None

FIRST NHL GOAL:

None

FIRST COYOTES ASSIST:

None

FIRST NHL ASSIST:

None

Center 5'11" • 201

Shoots:

Left

Born:

May 9, 1980,
Edmonton, Alberta

Age:

30 (31 on 5/9/11)

Acquired:

Signed as a free agent,
July 1, 2009

Drafted:

Not Drafted



2009-10 Finished with 8-22-30 in 76 games during his first season with the Coyotes...Set a new career-high for assists and shorthanded goals (3)...His three SH goals led the team...Received the team's Hardest Working Player Award...Ranked 26th in the NHL and 1st on the team with a 52.4 faceoff winning percentage...Ranked 2nd on the team in SH TOI...Recorded his third SH goal of the season and added an assist vs. COL, Mar. 27...Scored his 7th goal of the season in 2-1 win at TB, Mar. 16...Compiled a four-game point streak (1-4-5) from Mar. 4-13...Collected two assists vs. VAN, Mar. 10...Tallied two assists vs. NYR, Jan. 30...Scored the SH/GWG in 6-4 win vs. MIN, Jan. 16...Scored a goal at TOR, Dec. 16...Collected two assists in win at STL, Oct. 29...Scored his first goal (SH) as a Coyote at NYR, Oct. 26...Made his Coyotes debut and recorded an assist at LA, Oct. 3...**2010 Playoffs:** Appeared in six playoff games...Collected 1-1-2 and 14 PIM...Scored Coyotes' lone goal in Game 7 vs. DET.

CAREER NOTES

2008-09: Played 78 games for the Nashville Predators, recording 11-6-17 and 24 PIM...Tied a career-high in goals (11), reaching the mark for the third consecutive season...Ranked 3rd on the team in face-off efficiency with a personal-best 54.1%, marking the fourth straight season he finished with a face-off percentage above 50.0%...Ranked 2nd among Nashville forwards in average shorthanded time on ice (2:44)...One of three Predators to score multiple shorthanded goals (2)...Tied a team-high with six shootout attempts...Registered a career-high 83 hits...Scored his 11th goal of the season vs. CHI, Apr. 7...Played in his 300th NHL game on Mar. 31 at CBJ...Scored three goals in a four-game span from Dec. 18-26, two of which were GWG (Dec. 26 vs. DET and Dec. 20 vs. NYI)...Converted his first career shootout attempt on Dec. 11 at CBJ...Scored a goal on his first career penalty shot and added an assist at CGY, Nov. 6...**2007-08:** Established career highs in games played (79), assists (21) and points (32) while playing for Nashville...Tied a personal best in goals (11)...Set a career-high in average time on ice (13:56)...Doubled his hit total from the two previous seasons combined with a career-high 52 hits...Registered six multi-point games after recording four multi-point games total in his first three seasons...One of four players on the team to win more than half the face-offs he took (50.2%)...Ranked 3rd on the club in takeaways (51) and 3rd among Predator forwards in shorthanded time on ice (2:25)...Had a career-high four-game point streak (1-3-4) from Mar. 1-7...Recorded two assists vs. EDM, Feb. 19...Collected his first career three-point game on Feb. 9 vs. SJ...Posted 12 points in a 14-game span from Feb. 9-Mar. 7...Appeared in his 200th career NHL game on Feb. 7 vs. TB...Scored the GWG vs. CBJ, Jan. 31...Collected a goal and an assist vs. CHI, Nov. 15...Scored two goals vs. FLA, Oct. 27...**2008 Playoffs:** Appeared in all six of the Nashville's postseason games and led the team in short handed time on ice (3:53)...**2006-07:** Recorded 11-15-26 and 40 PIM in 72 games with Nashville...Established a career-high in goals (11)...Scored goals in back-to-back games on three occasions (Mar. 22-24; Feb. 25-18; and Nov. 15-16)...Compiled a three-game assist streak (Jan. 15-18)...Played in his 100th NHL game on Dec. 6 at ANA...**2007 Playoffs:** Played in all five of Nashville's games vs. SJ and scored his first career playoff goal in Game Five on Apr 20...**2005-06:** Appeared in 40 games with Nashville, recording 4-8-12 and 42 PIM...Established career-highs in PPG (3) and GWG (2)...Posted his first career two-goal game on Jan. 4 at STL...Also played in 11 games for Milwaukee (AHL) and collected 1-6-7...**2006 Playoffs:** Recorded an assist in his first career NHL playoff game on Apr 27 vs. SJ...**2004-05:** Led Milwaukee (AHL) with a +19 rating and ranked T-3rd on the team in goals (20)...Played an AHL career-high 73 games and registered 20-22-42 and 70 PIM...**2003-04:** Opened the season with Nashville before being re-assigned to Milwaukee (AHL) on Oct. 23...Was recalled to Nashville on Nov. 11, 2003 and played 14 consecutive games with the Predators...Ranked 2nd in playoff PIM (36) on the 2004 AHL Calder Cup Champion Milwaukee Admirals...Finished with 5-3-8 in 22 Calder Cup Playoff games...**2002-03:** Recorded 4-2-6 in 19 games with Nashville...Registered his first two career NHL points (1-1-2) at CHI, Nov. 17...Made his NHL debut on Nov. 2 at LA...Collected 8-16-24 in 54 games with Milwaukee (AHL)...**2001-02:** Finished the season with Norfolk (AHL) after opening the season with Roanoke (ECHL)...Named to the 2002 ECHL All-Rookie Team after notching 27-28-55 in 44 games...In 38 games with Norfolk, recorded 8-5-13...**2000-01:** Ranked 2nd on Medicine Hat (WHL) in goals (33) and points (71) and established junior career-highs in goals, assists (38), points and PIM (100)...**1999-00:** Tied for 2nd in points (48) on Kelowna (WHL) and ranked 3rd in goals (20) and assists (28)...Also registered 1-3-4 in five playoff games...**1998-99:** Led Kelowna in goals (22) and finished with 22-21-43 and 82 PIM...**1997-98:** In his first WHL season with Kelowna, appeared in 65 games and collected 10-11-21.

PERSONAL Enjoys golf and wakeboarding...Favorites include You, Me and Dupree (movie), Everybody Loves Raymond (TV show), Morgan Freeman (actor), Kenny Chesney (band/musician) and P.F. Chang's (restaurant)...Lists baseball player Curt Schilling as the person he would most like to meet...Lists his favorite hockey moment as winning the AHL's Calder Cup with Milwaukee in 2004...Nickname is "Fids"...Vernon and his wife Chrissy have one son, Blake...Enjoys hanging out with his family and golfing in his spare time...Favorite vacation spot is the Bahamas.

Career vs. NHL

TEAM	GP	G	A	PTS	PIM
ANA	21	3	2	5	18
ATL	5	0	2	2	2
BOS	5	0	1	1	0
BUF	5	0	0	0	13
CGY	19	4	8	12	12
CAR	6	1	1	2	6
CHI	29	6	5	11	18
COL	21	2	5	7	9
CBJ	33	5	3	8	25
DAL	21	1	4	5	4
DET	30	2	3	5	14
EDM	17	4	6	10	8
FLA	5	2	0	2	0
L.A.	21	0	4	4	18
MIN	19	3	3	6	11
MTL	4	1	0	1	0
NSH	4	0	1	1	4
N.J.	5	0	1	1	2
NYI	5	1	1	2	2
NYR	5	1	2	3	4
OTT	5	0	0	0	2
PHI	4	0	0	0	2
PHX	13	2	4	6	11
PIT	4	0	1	1	4
S.J.	20	6	3	9	10
STL	27	5	6	11	16
T.B.	5	1	0	1	4
TOR	3	2	0	2	0
VAN	16	1	4	5	17
WSH	4	0	0	0	0
TOTALS	381	53	70	123	236



Received the Coyotes
Hardest Working Player
Award for 2009-10.

CAREER RECORD

			REGULAR SEASON										PLAYOFFS				
SEASON	TEAM	LEAGUE	GP	G	A	PTS	PP	SH	GW	+/-	PIM	GP	G	A	PTS	PIM	
1997-98	Kelowna	WHL	65	10	11	21	-	-	-	-	31	7	0	1	1	4	
1998-99	Kelowna	WHL	68	22	21	43	-	-	-	-	82	6	2	0	2	8	
1999-00	Kelowna	WHL	64	20	28	48	-	-	-	-	60	5	1	3	4	4	
2000-01	Kelowna	WHL	3	0	2	2	-	-	-	-	0	-	-	-	-	-	
	Medicine Hat	WHL	67	33	38	71	-	-	-	-	100	-	-	-	-	-	
2001-02	Arkansas	ECHL	3	0	1	1	-	-	-	-	2	5	3	0	3	5	
	Roanoke	ECHL	44	27	28	55	-	-	-	-	71	-	-	-	-	-	
	Norfolk	AHL	38	8	5	13	-	-	-	-	28	4	1	3	4	2	
2002-03	Nashville	NHL	19	4	2	6	0	0	1	2	14	-	-	-	-	-	
	Milwaukee	AHL	54	8	16	24	-	-	-	-	70	6	1	2	3	14	
2003-04	Nashville	NHL	17	0	0	0	0	0	0	-6	23	-	-	-	-	-	
	Milwaukee	AHL	47	9	15	24	0	0	0	12	72	22	5	3	8	36	
2004-05	Milwaukee	AHL	73	20	22	42	1	2	3	19	70	7	0	0	0	18	
2005-06	Nashville	NHL	40	8	4	12	3	0	2	-2	42	2	0	1	1	0	
	Milwaukee	AHL	11	1	6	7	1	0	0	1	20	-	-	-	-	-	
2006-07	Nashville	NHL	72	11	15	26	0	1	1	11	40	5	1	1	2	4	
2007-08	Nashville	NHL	79	11	21	32	2	1	1	-4	47	6	0	0	0	0	
2008-09	Nashville	NHL	78	11	6	17	1	2	2	-13	24	-	-	-	-	-	
2009-10	Phoenix	NHL	76	8	22	30	0	3	1	13	46	6	1	1	2	14	
FRANCHISE TOTALS			76	8	22	30	0	3	1	13	46	6	1	1	2	14	
NHL TOTALS			381	53	70	123	6	7	8	1	236	19	2	3	5	18	

CAREER HIGHLIGHTS

MOST GOALS/GAME:

2 – 3 times (last 2/9/08 at SJ*)

MOST ASSISTS/GAME:

2 – 6 times
(last 3/10/10 vs. VAN)

MOST POINTS/GAME:

3 – 2/9/08 at SJ*

MOST PIM/GAME:

15 – 11/26/03 vs. CBJ*

MOST SHOTS/GAME:

6 – 2 times
(last 3/13/08 vs. LA*)

LONGEST GOAL STREAK:

3 games –
(last 12/21/05-12/27/05*)

LONGEST ASSIST STREAK:

3 games (last 1/15/07-1/18/07*)

LONGEST POINT STREAK:

4 games – 3 times
(last 3/4/10-3/13/10)

CAREER HAT TRICKS:

None

MULTIPLE POINT GAMES:

16 (last 3/27/10 vs. COL)

FIRSTS

FIRST COYOTES GAME:

10/3/09 at LAK

FIRST COYOTES GOAL:

10/26/09 at NYR

FIRST COYOTES ASSIST:

10/3/09 at LAK

FIRST NHL GAME:

11/2/02 at LA*

FIRST NHL GOAL:

11/17/02 at CHI*

FIRST NHL ASSIST:

11/17/02 at CHI*

* w/ NSH

Defense

6'4" • 208

Shoots:
Right

Born:
June 15, 1989,
Moscow, Russia

Age:
21 (22 on 6/15/11)

Acquired:
Phoenix's 5th choice (5th
round, 123rd overall) in the
2007 Entry Draft



2009-10 Appeared in 51 games for CSKA Moscow of the KHL (Russia)...Recorded 4-13-17 with 52 PIM and a +5 rating...Scored each of his four goals on the power play to rank T-2nd on the team in PP goals...Ranked 3rd among CSKA defensemen in points...Scored one goal while appearing in three postseason games.

CAREER NOTES 2008-09: Registered 7-8-15 and 50 PIM in 47 games for CSKA Moscow... Ranked 2nd among CSKA defensemen in goals and PP goals...Represented Russia at the 2009 World Junior Championship, helping his team to the bronze medal...Recorded 5-1-6 in seven games to lead the tournament in goals by a defenseman...Ranked 2nd on his team in goals... Scored a goal in the bronze medal game vs. Slovakia...Selected as one of Russia's three best players for the tournament by opposing coaches...**2007-08:** Spent the majority of the season with CSKA Moscow, recording 3-3-6 in 47 games...Also collected two assists in six playoff games...

2006-07: Appeared in 18 games for CSKA Moscow as well as five PIM...Helped lead Russia to the gold medal at the 2007 Under-18 World Championship.

INTERNATIONAL CAREER 2009: Represented Russia at the 2009 World Junior Championship, helping his team to the bronze medal... Recorded 5-1-6 in seven games to lead the tournament in goals by a defenseman...Ranked 2nd on his team in goals...Scored a goal in the bronze medal game vs. Slovakia...Selected as one of Russia's three best players for the tournament by opposing coaches...**2007:** Helped lead Russia to the gold medal at the 2007 Under-18 World Championship...Finished with a +1 rating and six PIM.

PERSONAL Favorite player growing up was Sergei Gonchar...Spent summer with his family vacationing Turkey and Egypt...Enjoys playing basketball in his spare time...Nickname is Gonchy.

Career vs. NHL

TEAM	GP	G	A	PTS	PIM
ANA	-	-	-	-	-
ATL	-	-	-	-	-
BOS	-	-	-	-	-
BUF	-	-	-	-	-
CGY	-	-	-	-	-
CAR	-	-	-	-	-
CHI	-	-	-	-	-
COL	-	-	-	-	-
CBJ	-	-	-	-	-
DAL	-	-	-	-	-
DET	-	-	-	-	-
EDM	-	-	-	-	-
FLA	-	-	-	-	-
L.A.	-	-	-	-	-
MIN	-	-	-	-	-
MTL	-	-	-	-	-
NSH	-	-	-	-	-
N.J.	-	-	-	-	-
NYI	-	-	-	-	-
NYR	-	-	-	-	-
OTT	-	-	-	-	-
PHI	-	-	-	-	-
PHX	-	-	-	-	-
PIT	-	-	-	-	-
STL	-	-	-	-	-
S.J.	-	-	-	-	-
T.B.	-	-	-	-	-
TOR	-	-	-	-	-
VAN	-	-	-	-	-
WSH	-	-	-	-	-
TOTALS	-	-	-	-	-



PACK FACT
Spent the last two seasons playing in Russia's KHL.

CAREER RECORD

SEASON	TEAM	LEAGUE	GP	G	REGULAR SEASON							GP	PLAYOFFS			
					A	PTS	PP	SH	GW	+/-	PIM		G	A	PTS	PIM
2006-07	CSKA Moscow	Russia	18	0	0	0	-	-	-	-	10	5	0	0	0	2
2007-08	CSKA Moscow	Russia	47	3	3	6	-	-	-	-	38	6	0	2	2	0
	CSKA Moscow 2	Russia - 3	4	0	2	2	-	-	-	-	35	3	0	0	0	8
2008-09	CSKA Moscow	KHL (Russia)	47	7	8	15	-	-	-	-	50	7	0	0	0	4
2009-10	CSKA Moscow	KHL (Russia)	51	4	13	17	-	-	-	-	52	3	1	0	1	2

CAREER HIGHLIGHTS

MOST GOALS/GAME:

None

MOST SHOTS/GAME:

None

LONGEST POINT STREAK:

None

MOST ASSISTS/GAME:

None

LONGEST GOAL STREAK:

None

CAREER HAT TRICKS:

None

MOST POINTS/GAME:

None

LONGEST ASSIST STREAK:

None

MULTIPLE POINT GAMES:

None

MOST PIM/GAME:

None

FIRSTS

FIRST COYOTES GAME:

None

FIRST NHL GAME:

None

FIRST COYOTES GOAL:

None

FIRST NHL GOAL:

None

FIRST COYOTES ASSIST:

None

FIRST NHL ASSIST:

None

Center 6'5" • 220

Shoots:
Left

Born:
Feb. 20, 1987,
Pisek, Czech Republic

Age:
23 (24 on 2/20/11)

Acquired:
Phoenix's 1st choice (1st
round, 17th overall) in the
2005 Entry Draft



Career vs. NHL

TEAM	GP	G	A	PTS	PIM
ANA	19	1	3	4	10
ATL	2	0	0	0	0
BOS	3	0	0	0	0
BUF	5	0	2	2	23
CGY	9	0	5	5	6
CAR	3	2	0	2	4
CHI	12	2	2	4	15
COL	12	1	1	2	21
CBJ	11	3	6	9	13
DAL	17	4	5	9	21
DET	12	2	6	8	2
EDM	10	3	2	5	0
FLA	2	1	1	2	0
L.A.	15	3	7	10	8
MIN	12	1	4	5	2
MTL	3	0	0	0	2
NSH	11	1	2	3	0
N.J.	2	1	3	4	2
NYI	3	0	1	1	6
NYR	4	0	0	0	4
OTT	3	0	1	1	0
PHI	3	1	1	2	0
PHX	3	0	1	1	2
PIT	20	1	3	4	9
S.J.	12	0	2	2	8
STL	3	0	0	0	2
T.B.	3	3	4	7	4
TOR	11	0	6	6	8
VAN	2	0	1	1	0
TOTALS	227	30	69	99	172

2009-10 Recorded 11-22-33 and 104 PIM in 81 games...Set career-highs in games played and PIM...Ranked 2nd on the team with 104 PIM...Tied career-high by scoring his 11th goal of the season in win at FLA, Mar. 18...Scored two goals in win at CAR, Mar. 13...Collected a goal and an assist at MIN, Feb. 11...Recorded 2-2-4 in three-game span from Feb. 8-12...Picked up two assists in win vs. MIN, Jan. 16...Registered a career-high five-game point streak (2-3-5) from Dec. 21-29...Tied career-high with three assists at TOR, Dec. 16...Collected a goal and an assist in win vs. CHI, Nov. 5...Scored his first goal of the season at CBJ, Oct. 28...Logged a career-high 24:26 TOI in 1-0 SO win at SJ, Oct. 12...**2010 Playoffs:** Appeared in all seven of Phoenix's playoff games, recording three assists...Notched two assists in Game 3 victory at DET, Apr. 18...Collected an assist in Game 2 vs. DET, Apr. 16, for his first career playoff point.

CAREER NOTES 2008-09: Played in 74 games for the Coyotes, recording 11-20-31 and 40 PIM...Set career-highs in goals (11), games played (74) and PIM (40)...Led the Coyotes in faceoff

attempts (1078), faceoff wins (521) and SHG (2)...Ranked 7th on the team in scoring...Finished with six multi-point games...Registered a four-game point streak (1-3-4) from Mar. 21-30...Collected two assists and was +3 at LA, Feb. 21...Notched two assists at CGY, Jan. 17...Tallied his ninth goal of the season on Dec. 22 at EDM to set new career-high...Scored two goals and recorded a +3 rating in a win at DAL, Dec. 10...Recorded his 1st NHL hat trick vs. TOR, Dec. 4, setting a franchise record for fastest hat trick from the start of a game (20:27)...Notched a season-high six shots on goal vs. FLA, Nov. 8...Recorded an assist in season-opening win vs. CBJ, Oct. 11...**2007-08:** Appeared in 72 games for the Coyotes during his rookie season...Finished with 8-27-35 and 28 PIM...Ranked 6th on the team in points (35) and assists (27)...Also ranked 2nd on the team in faceoff wins (470) and T-4th in GW goals (3)...Among all NHL rookies, ranked 4th in faceoff wins (470), 8th in PP assists (11) and PP points (12), T-8th in assists (27) and 9th in points (35)...Scored the game-winning goal at DAL, Apr. 4...Recorded his first career OT goal in 5-4 win vs. SJ, Mar. 25...Sat out two games due to a hip strain, Mar. 18 to Mar. 20...Recorded a season-high four-game assist streak (0-5-5) from Mar. 8 to March 15...Collected two assists vs. VAN, Mar. 13...Missed eight games due to a shoulder injury, Feb. 5 to Feb. 19...Finished with a goal and an assist vs. CBJ, Jan. 17...Collected a goal and an assist vs. CHI, Jan. 3...Registered a season-high 20:51 TOI vs. COL, Dec. 31...Tallied a season-high four points on a SH goal and three assists at NJ, Dec. 15...Collected two assists at LA, Dec. 8...Notched a three-game point streak (1-6-7) from Dec. 8 to Dec. 15...Scored his first NHL goal, the GWG, and added an assist vs. NSH, Oct. 11...Made his NHL debut and recorded his first NHL point (assist) vs. STL, Oct. 4...**2006-07:** Appeared in 60 games with Red Deer (WHL)...Recorded 26-59-85 and 94 PIM...Named WHL Eastern Conference Second Team All-Star...Led his team in points (85), assists (59), game-winning goals (7), plus/minus (+13) and ranked 3rd in goals (26) and T-5th in PIM (94)...Led all WHL rookies in scoring and ranked T-5th overall...Ranked T-4th in the league and 1st among rookies in game-winning goals...Had a 10-game point streak (6-11-17) from Oct. 7-Nov. 1...Led Red Deer in playoff scoring with 2-7-9 in six games while adding 19 PIM...Scored a goal in each of last three games of regular season...Collected four assists at Lethbridge, Mar. 11...Registered five points with a goal and four assists vs. Regina, Dec. 9...Compiled nine-game point streak from Nov. 10 through Dec. 1 while recording 3-10-13...Posted goal and four assists at Spokane, Nov. 25...Compiled 10-game point streak from Oct. 7 through Nov. 1, collecting 6-11-17...Registered 7-13-20 in 11 games during month of October...Posted four points with goal and three assists at Regina, Oct. 1...**2005-06:** Played in 19 games for Ceske Budejovice in the Czech league...Recorded an assist and 10 PIM...Scored two goals in five games with Mlada Boleslav (Czech-2)...Notched 3-5-8 and 20 PIM in seven games with Ceske Budejovice (Czech Jr.)...Made his North American hockey debut, playing 19 games with Omaha of the USHL...Finished with 4-15-19 and 30 PIM...Added a goal in five playoff games...**2004-05:** Played in 37 games with Ceske Budejovice (Czech-Jr.), recording 22-22-44 and 80 PIM...Had 1-2-3 in two playoff games...Appeared in 15 contests for Ceske Budejovice (Czech-2)...Had a goal and two assists...Went scoreless in six postseason games...**2003-04:** Played two games with the Ceske Budejovice Under-17 team, recording a pair of assists...Also scored a goal while appearing in two playoff games...Played in 53 games for Ceske Budejovice Jr...Finished with 15-7-22 and 32 PIM...**2002-03:** Spent the season with Ceske Budejovice Under-17...Recorded 24-30-54 and 28 PIM in 47 games...Had 1-3-4 and 25 PIM in seven playoff games.

INTERNATIONAL CAREER 2008: Collected three assists in six games for the Czech Republic at the 2008 World Championship in Halifax and Quebec City...**2007:** Represented Czech Republic at the 2007 World Junior Championship in Sweden...Finished with 2-1-3 in six games...**2006:** Registered two assists in six games for Czech Republic at 2006 World Junior Championship in British Columbia...**2005:** Posted 4-3-2 and was +7 in seven games at 2005 Under-18 World Junior Championship...Was named to the tournament All-Star Team.

PERSONAL Being drafted is his most memorable hockey moment...Hobbies include fishing, soccer, and tennis...Favorite actor is Matt Damon and his favorite movie is The Shawshank Redemption...Favorite TV show is Entourage...If he wasn't a hockey player he'd like to be a business man...Likes Czech food...Favorite vacation spot is Spain...Enjoys playing poker...Works with the Boys & Girls Club.



Recorded his 1st NHL hat trick against the Toronto Maple Leafs on Dec. 4, 2008.

CAREER RECORD

SEASON	TEAM	LEAGUE	GP	G	REGULAR SEASON							PLAYOFFS				
					A	PTS	PP	SH	GW	+/-	PIM	GP	G	A	PTS	PIM
2002-03	C. Budejovice U-17	Czech U17	47	24	30	54	-	-	-	-	28	7	1	3	4	25
2003-04	C. Budejovice U-17	Czech U17	2	0	2	2	-	-	-	-	2	2	1	0	1	4
	C. Budejovice U-17	Czech Jr.	53	15	7	22	-	-	-	-	32	-	-	-	-	-
2004-05	C. Budejovice Jr.	Czech Jr.	37	22	22	44	-	-	-	-	80	2	1	2	3	2
2005-06	C. Budejovice	Czech-2	15	1	2	3	-	-	-	-	2	6	0	0	0	6
	C. Budejovice Jr.	Czech Jr.	7	3	5	8	-	-	-	-	20	-	-	-	-	-
	C. Budejovice	Czech	19	0	1	1	-	-	-	-	10	-	-	-	-	-
	Mlada Boleslav	Czech-2	5	2	0	2	-	-	-	-	0	-	-	-	-	-
	Omaha	USHL	19	4	15	19	-	-	-	-	30	5	1	0	1	4
2006-07	Red Deer	WHL	60	26	59	85	-	-	-	-	94	6	2	7	9	19
2007-08	Phoenix	NHL	72	8	27	35	1	1	3	-7	28	-	-	-	-	-
2008-09	Phoenix	NHL	74	11	20	31	0	2	2	-4	40	-	-	-	-	-
2009-10	Phoenix	NHL	81	11	22	33	2	0	0	0	104	7	0	3	3	10
FRANCHISE AND NHL TOTALS			227	30	69	99	3	3	5	-11	172	7	0	3	3	10

CAREER HIGHLIGHTS

MOST GOALS/GAME:

3 – 12/4/08 vs. TOR

MOST ASSISTS/GAME:

3 – 2 times
(last 12/16/09 at TOR)

MOST POINTS/GAME:

4 – 12/15/07 at NJD

MOST PIM/GAME:

19 – 10/8/09 at BUF

MOST SHOTS/GAME:

6 – 2 times
(last 2/12/10 at COL)

LONGEST GOAL STREAK:

2 – 3 times
(last 2/10/10-2/12/10)

LONGEST ASSIST STREAK:

4 games (3/8/08 – 3/15/08)

LONGEST POINT STREAK:

5 games (12/21/09-12/29/09)

CAREER HAT TRICKS:

1 – 12/4/08 vs. TOR

MULTIPLE POINT GAMES:

17 (last 3/13/10 at CAR)

FIRSTS

FIRST COYOTES GAME:

10/4/07 vs. STL

FIRST COYOTES GOAL:

10/11/07 at NSH

FIRST COYOTES ASSIST:

10/4/07 vs. STL

FIRST NHL GAME:

10/4/07 vs. STL

FIRST NHL GOAL:

10/11/07 at NSH

FIRST NHL ASSIST:

10/4/07 vs. STL

Defense

6'3" • 218

Shoots:

Left

Born:

June 26, 1976,
Windsor, Ontario

Age:

34 (35 on 6/26/11)

Acquired:

Signed as a free agent,
July 1, 2006

Drafted:

Florida's 1st choice (1st
round, 1st overall) in the
1994 Entry Draft



2009-10 Recorded 10-24-34 in 66 games...Ranked 2nd among Coyotes defensemen in goals and points and 3rd in assists...Also ranked 2nd on the team in blocked shots (108) and 3rd in average TOI (21:37)...Picked up an assist at VAN, Mar. 30, to record his 150th point as a Coyote...Collected two assists vs. COL, Mar. 27)...Scored his 10th goal of the season vs. EDM, Feb. 8...Scored the game-tying goal with 0:23 remaining in 3rd period at DET, Jan. 26, as the team went on to a 5-4 OT win...Registered a career-high four assists vs. MIN, Jan. 16)...Notched two assists at SJ, Dec. 28...Picked up two assists vs. CBJ, Dec. 21...Returned from a two-game suspension on Dec. 14 and collected two assists at DET...Scored a goal in win vs. OTT, Dec. 5...Compiled a three-game point streak (1-4-5) from Oct. 24-28...Scored a goal for second straight game, Oct. 17 vs. BOS...Scored the GWG in OT and added an assist in 3-2 win vs. STL, Oct. 15...Scored the GWG, his first goal of the season, in 3-0 win at PIT, Oct. 7...**2010 Playoffs:** Appeared in all seven of the Coyotes' postseason games vs. DET...Scored a goal in Game 5, Apr. 23.

CAREER NOTES **2008-09:** Enters the 2010-11 season ranked among the top 10 defensemen in Coyotes/Jets franchise history in goals (7th, 42), assists (9th, 108) and points (8th, 150) by a blue-liner...Has played in five NHL All-Star Games during his career (2001, 2002, 2003, 2007 and 2008)...**2008-09:** Recorded 9-27-36 and 106 PIM while appearing in all 82 games for the Coyotes...Led all Coyotes defensemen in goals, assists and points...Played in all 82 games for the second time in his career and was one of only three Coyotes players (Doan, Michalek) to do so in 2008-09...Ranked 2nd on the team in PP goals (6), shots (194), average time on ice (22:09) and PIM...Also ranked T-2nd on the team in PP points (18), PP assists (12) and hits (132) and ranked 3rd in blocked shots (112), T-3rd in assists and T-4th in points...Tied his career-high with three GWGs...Finished with seven multi-point games...Appeared in his 900th career NHL game at LA, Apr. 4...Registered a goal and an assist in a 2-1 win vs. LA, Apr. 2...Collected a goal, assist and a season-high 14 PIM at DET, Feb. 4...Scored the GWG and was +3 in a 6-3 win vs. DET, Jan. 20...Compiled a four-game point streak (1-4-5) from Nov. 29-Dec. 6...Scored his first goal of the season (PP, GWG) at CGY, Nov. 4...**2007-08:** Played in 80 games for the Coyotes, finishing with 12-39-51 and 73 PIM...Established new career-high in points (51)...Ranked 2nd on the team in assists (39) and 4th in points (51)...Led the team in TOI/game (22:32) and tied for team-lead in PP points (27)...Recorded his 50th point of the season with a goal on vs. ANA, Mar. 22...Collected a goal and an assist while playing in his 800th NHL game on at LA, Feb. 18...Registered 1-2-3 vs. LA, Feb. 16...Appeared in his fifth career All-Star Game on Jan. 27 in Atlanta...Registered a career-high four points (1-3-4) vs. SJ, Jan. 15...Scored his 100th NHL goal vs. DET, Dec. 29...Collected three assists vs. LA, Nov. 21...Registered 1-2-3 vs. DAL, Nov. 8...Scored his first goal of the season and collected an assist vs. ANA, Nov. 3...Recorded two assists while playing in his 750th NHL game vs. DAL, Oct. 27...Collected his first point of the season with an assist vs. MIN, Oct. 13...**2006-07:** Appeared in 54 games and recorded 11-18-29 in his first season with the Coyotes...Led all Coyotes defensemen in scoring and ranked 4th in points on the team (29)...Also ranked 2nd in PP goals (6), 2nd in average TOI (23:08), T-2nd in PP points (14), 4th in blocked shots (71), T-4th in goals (11), 5th in shots (135) and 5th in shooting percentage (8.1%)...Led the team in TOI in 22 of the 54 games he played in...Missed the final 22 games of the season due to a groin injury...Recorded his 200th NHL assist at CBJ, Feb. 6...Played in his fourth career NHL All-Star Game in Dallas, recording two assists...Scored two goals and added an assist while also posting season-highs in shots (8) and TOI (28:13) vs. STL, Jan. 15...Recorded a three-game point streak (1-3-4) from Jan. 7-Jan. 11...Collected a goal and an assist in a 5-2 win over DAL, Jan. 9...Missed five games with a groin injury, Dec. 21-Dec. 30...Registered a goal and an assist vs. CBJ, Dec. 14...Scored a goal in back-to-back games on Dec. 7 (at CHI) and Dec. 9 (vs. DAL)...Put together a three-game point streak (0-3-3) from Nov. 25-Dec. 1...Notched three points on a goal and two assists at ANA, Nov. 19...Scored the GWG and added an assist in a 6-4 win over LA, Nov. 4...Recorded his first goal as a Coyote at CBJ, Oct. 9...Picked up two assists in his first game in a Coyotes uniform on Opening Night vs. NYI, Oct. 5...**2005-06:** In his 7th season with Vancouver, played in 44 games, recording 8-25-33 and 58 PIM...Ranked 11th among NHL defensemen in points per game at .75 (minimum 10 games played)...Returned after missing 27 games due to a groin injury and scored GWG, Apr. 8 vs. CGY...Out with groin injury, Dec. 31-Apr. 3...Led the team in scoring (1-2-3) vs. NSH, Dec. 28...Collected three assists and led the team in scoring vs. EDM, Dec. 21...Was named the Molson Cup Three Star award winner for the month of November...Recorded his 300th and 301st NHL career points (1-1-2) at SJ, Nov. 16...Recorded two points (1-1-2) vs. MIN, Nov. 2...Scored a goal and an assist, Oct. 22 vs. COL...Scored his first goal of the season and added an assist vs. PHX, Oct. 20...Registered three assists, Oct. 16 vs. DAL...Recorded two assists and led the team in ice time (31:08), Oct. 8 at EDM...Led Canucks' defensemen in scoring for three consecutive seasons from 2000-01 through 2002-03 and was honored with the Walter "Babe" Pratt Award as the Canucks' top defenseman in each of those campaigns...In 2001-02, ranked second among NHL defensemen with 17 goals and set career highs in both goals and points (48)...Ranked 5th in Canucks' history in scoring among defensemen with 234 points with the club following the 2005-06 season...**2003-04:** Finished the season with 7-16-23 in 56 games...Returned to the line-up after missing 25 games with a shoulder injury, recording two assists on Mar. 21 vs. CBJ...Sustained a shoulder injury, Jan. 25 vs. NSH...Scored two goals and an assist, Jan. 13 at PHX...Scored the game-tying goal, unassisted on an end-to-end rush, Dec. 11 vs. COL...Scored two goals and an assist, led all players with 10 shots on net, Nov. 18 vs. MON...Scored his first goal of the season and finished the game with a plus-2, Oct. 20 vs. BUF...**2004 Playoffs:** Played seven games with Vancouver, recording four assists...**2002-03:** Finished the season with a new career high with 40 assists...Recorded 46 points in 67 games played...Named to the Western Conference All-Star Team, Jan. 16...Collected his 37th assist, Mar. 23 vs. WSH...Recorded his 36th assist of the season, establishing a new career high for assists, Mar. 20 vs. NSH...Recorded his 25th assist and finished the game with a plus-3 rating, Feb. 23 vs. CBJ...Recorded an assist on the overtime game-winning goal, Feb. 22 at EDM...Returned to the line-up after being sidelined with a heel injury (14 games) and played 23 minutes, Jan. 30 vs. EDM...Scored

Career vs. NHL

TEAM	GP	G	A	PTS	PIM
ANA	50	6	15	21	46
ATL	7	0	3	3	22
BOS	24	1	9	10	21
BUF	25	6	6	12	82
CGY	54	3	13	16	92
CAR	21	5	3	8	30
CHI	42	10	14	24	81
COL	51	7	15	22	66
CBJ	31	5	20	25	32
DAL	50	9	20	29	46
DET	40	8	15	23	69
EDM	50	3	24	27	67
FLA	9	2	2	4	15
L.A.	52	7	28	35	66
MIN	34	3	12	15	48
MTL	22	2	6	8	53
NSH	34	5	12	17	43
N.J.	26	2	5	7	36
NYI	28	3	11	14	36
NYR	29	4	10	14	32
OTT	23	4	6	10	21
PHI	28	4	8	12	63
PHX	31	5	14	19	25
PIT	26	3	3	6	43
STL	53	5	22	27	65
S.J.	39	7	12	19	50
T.B.	24	0	10	10	54
TOR	21	3	15	18	24
VAN	20	3	3	6	30
WSH	25	3	3	6	24
TOTALS	969	128	339	467	1382



Is the first Coyote to appear in back-to-back All-Star Games (2007, 2008) since Teppo Numminen in 2000 and 2001

CAREER RECORD

SEASON	TEAM	LEAGUE	REGULAR SEASON										PLAYOFFS				
			GP	G	A	PTS	PP	SH	GW	+/-	PIM	GP	G	A	PTS	PIM	
1991-92	Windsor	OMHA	50	25	40	65	-	-	-	-	88	-	-	-	-	-	
1992-93	Windsor	OHA-B	48	7	46	53	-	-	-	-	88	-	-	-	-	-	
1993-94	Windsor	OHL	62	15	36	51	-	-	-	-	221	4	0	0	0	15	
1994-95	Windsor	OHL	50	23	42	65	-	-	-	-	198	9	2	7	9	39	
1995-96	Florida	NHL	70	10	11	21	2	0	2	-3	137	22	1	8	9	52	
1996-97	Florida	NHL	61	7	16	23	3	0	1	-1	172	5	0	0	0	4	
1997-98	Florida	NHL	81	9	14	23	2	1	3	-12	158	-	-	-	-	-	
1998-99	Florida	NHL	41	3	13	16	1	0	1	-4	82	-	-	-	-	-	
1999-00	Vancouver	NHL	31	2	9	11	0	0	0	-5	44	-	-	-	-	-	
	Vancouver	NHL	75	5	21	26	1	0	1	-3	54	-	-	-	-	-	
2000-01	Vancouver	NHL	79	12	35	47	4	0	2	-1	102	4	1	1	2	0	
2001-02	Vancouver	NHL	82	17	31	48	7	1	3	-7	101	6	1	4	5	8	
2002-03	Vancouver	NHL	67	6	40	46	2	0	1	19	113	14	7	1	8	22	
2003-04	Vancouver	NHL	56	7	16	23	2	0	1	2	64	7	0	4	4	6	
2004-05	Did Not Play																
2005-06	Vancouver	NHL	44	8	25	33	6	0	2	-8	58	-	-	-	-	-	
2006-07	Phoenix	NHL	54	11	18	29	6	0	1	-6	63	-	-	-	-	-	
2007-08	Phoenix	NHL	80	12	39	51	8	0	2	-13	73	-	-	-	-	-	
2008-09	Phoenix	NHL	82	9	27	36	6	0	3	-15	106	-	-	-	-	-	
2009-10	Phoenix	NHL	66	10	24	34	5	0	2	-12	55	7	1	0	1	4	
FRANCHISE TOTALS			282	42	108	150	25	0	8	-46	297	7	1	0	1	4	
NHL TOTALS			969	128	339	467	55	2	25	-69	1382	65	11	18	29	96	

Defense

6'3" • 218

Shoots:

Left

Born:

June 26, 1976,
Windsor, Ontario

Age:

34 (35 on 6/26/11)

Acquired:

Signed as a free agent,
July 1, 2006

Drafted:

Florida's 1st choice (1st
round, 1st overall) in the
1994 Entry Draft

one goal, Dec. 19 at NSH...Recorded his 20th assist of the year while leading the team in ice-time (25:36) and shifts (32), Dec. 17 at CHI...Recorded two assists and led the team in ice-time, playing 25:07, Dec. 14 at EDM...Recorded his 16th assist, finishing with a plus-2 rating and extending his point streak to 4 games (1-4-5), Nov. 30 at FLA...Scored his third goal of the season, recorded a team-high five shots on net and led all players in ice-time playing 26:17, Nov. 27 at CAR...Collected his 11th and 12th assists of the season, extending his assist streak to five games and led the team in ice-time playing 26:39, Nov. 20 vs. CHI...Scored the GWG, his 2nd of the season, Nov. 2 at MIN...**2003 Playoffs:** Ranked T-6th among all defensemen in playoff scoring with 7-1-8 in 14 games...Led all defensemen in goals with seven...T-4th among all post-season players in goals (7)...T-2nd in PP goals (4)...**2001-02:** Ranked 2nd among all NHL defensemen with 17 goals...Recorded a career high 17 goals and 48 points...Represented the Canucks at the NHL All-Star Game...Recorded his 31st assist of the season, setting a new career high for points with 48, Apr. 13 at CGY...Scored his 17th goal and 28th assist of the season, Apr. 3 at LA...Scored the GWG in OT, Dec. 12 at ANA...Scored a goal and an assist, Nov. 7 at CBJ...Won the October segment of the Molson Cup Three Stars...Recorded two assists, Oct. 30 vs. CBJ...Recorded 1-2-3, his fourth three point game, Oct. 9 at COL...**2002 Playoffs:** Tied for 1st among Canuck players in playoff scoring with 1-4-5 in 6 games...**2000-01:** Set new career highs in goals (12), assists (35), and points (47)...Won the Walter "Babe" Pratt Award (Top Defenseman)...Led all Canucks skaters with 1,971 minutes of ice-time...Played his 400th career NHL regular season game...Recorded two assists, setting a new career high for points, Jan. 24 vs. PHX...Recorded an assist in his first NHL All-Star Game...Recorded three assists for the second time in his career, Dec. 4 vs. NSH...Collected a single-game career high three assists, Oct. 14 vs. BUF...Recorded career-high 12 shots on goal, one off the Canucks franchise record, Oct. 8 at TB...Scored the OT GWG, Oct. 6 at FLA...Named an assistant captain, Oct. 5...**2001 Playoffs:** Played four playoff games with VAN, collecting 1-1-2...**1999-00:** Led all Canucks skaters in total ice time with 1782 minutes...Ranked 3rd in the NHL with 30.31 shifts per game...Set new career highs for points (26) and assists (21)...Set a new career high for points in one game with 3 (1-2-3), Mar 6 vs. TOR...Had two three-game point scoring streaks (Oct. 24 to Oct. 28 and Nov. 7 to Nov 12)...Missed six games with a groin strain, Jan. 13 to Jan.23...**1998-99:** Acquired by VAN from FLA along with Dave Gagner, Mike Brown and Kevin Weekes on Jan 17...Set a career high in assists with his 17th of the season on Mar 24 at COL...Set a career high with 27 points...Had two multiple point games...**1997-98:** Completed his third NHL season and third as a Panther...Ranked 2nd among Panther defensemen with 23 points...Matched a career high in points and finished 2nd on the team in penalty minutes (158)...Played his 200th NHL game on Mar 26 vs. MON...**1996-97:** Tied for 3rd in scoring among Panthers defensemen with 23 points...Finished 2nd on the team in penalty minutes (172)...Sprained his knee on Jan 15 in EDM and missed 16 games before returning on Feb 22 vs. PHI...**1997 Playoffs:** Played five playoff games (no points)...**1995-96:** Named to NHL's All-Rookie Team, becoming the first Panther to ever receive this honor...Chosen as a finalist for the league's Calder Trophy and was named Rookie of the Year by The Hockey News...Led all rookie NHL defensemen in goals (10), finishing 3rd in points (21)...**1996 Playoffs:** Led Panther defensemen with nine playoff points (1-8-9) in 22 playoff games...Helped lead the Panthers to the Stanley Cup Finals versus Colorado...**1994-95:** Named an OHL First Team All-Star after recording 23 goals, 42 assists and 198 penalty minutes in 50 games for Windsor (OHL).

INTERNATIONAL CAREER **2008:** Helped lead Canada to a silver medal at the 2008 World Championship...**2006:** Was selected to the Team Canada roster for the 2006 Winter Olympics – his second Olympic Team selection – but was unable to attend due to injury...**2005:** Helped lead Canada to a silver medal at the 1995 World Championship...**2004:** Helped lead Team Canada to a gold medal at the World Cup of Hockey...Helped Canada win a gold medal at the 2004 World Championship...**2002:** Helped lead Canada to a gold medal at the Winter Olympics in Salt Lake City, Utah...**2000:** Played in nine games for Canada at the World Championship...**1998:** Played for Canada in World Championship in Switzerland, collecting 2-1-3 in 6 games...**1996:** Was a member of the silver medal-winning Team Canada at the World Cup of Hockey, though he didn't see any action in the tournament...**1995:** Led Canada to gold medal at the World Junior Championship in Red Deer, Alberta.

PERSONAL Ed and his wife Kirstin have four children: Kylie, Kyra and twins Cole and Coco...Did not start playing hockey until the age of 11...His father, Kostadin, was a professional soccer player in Yugoslavia...Enjoys all sports, especially golf, roller-blading and football...His favorite TV show is CSI Miami and favorite band is the Dave Matthews Band...Other favorites include steak (food), The Shawshank Redemption (movie), and New York City (NHL road city)...His first job was delivering newspapers...Nickname is "Jovo"...Most memorable hockey moment was winning the gold medal at the 2002 Olympics with Team Canada.



Scored a career-high 51 points in 2007-08

CAREER HIGHLIGHTS

MOST GOALS/GAME:

2 – 5 times
(last 1/15/07 vs. STL)

MOST ASSISTS/GAME:

4 – 1/16/10 vs. MIN

MOST POINTS/GAME:

4 – 2 times
(last 1/16/10 vs. MIN)

MOST PIM/GAME:

27 – 10/11/03 vs EDM#

MOST SHOTS/GAME:

12 – 10/8/00 at TB#

LONGEST GOAL STREAK:

2 games – 12 times
(last 10/15/09-10/17/09)

LONGEST ASSIST STREAK:

6 games – 2/22/03-3/3/03#

LONGEST POINT STREAK:

6 games – 2/22/03-3/3/03#

CAREER HAT TRICKS:

None

MULTIPLE POINT GAMES:

83 (last 3/27/10 vs. COL)

FIRSTS

FIRST COYOTES GAME:

10/5/06 vs. NYI

FIRST COYOTES GOAL:

10/9/06 at CBJ

FIRST COYOTES ASSIST:

10/5/06 vs. NYI

* w/ FLA, # w/ VAN

FIRST NHL GAME:

11/2/95 at PHI*

FIRST NHL GOAL:

12/2/95 at HFD*

FIRST NHL ASSIST:

11/5/95 vs. TB*

BY THE NUMBERS

5

Career All-Star appearances for Jovanovski (2001, 2002, 2003, 2007, 2008)

1ST

Overall draft pick in 1994 by the Florida Panthers

6

Seasons in which he has reached double-digits in goals, including the 2009-10 campaign (10 goals)

82

Games played in 2008-09, marking the second time in his career he did not miss a single game

51

Career-high in points recorded in 2007-08, becoming the first Coyotes defenseman to reach the 50-point mark since 2001-02

22

Playoff games he appeared in as a rookie during Florida's run to the 1996 Stanley Cup Finals

9

Times he has represented Team Canada in international competition (four World Championships, two Olympics, two World Cups and one World Junior Championship)

65

Career postseason games played

Right Wing

6'1" • 195

Shoots:

Left

Born:

July 28, 1986,
Turku, Finland

Age:

24 (25 on 7/28/11)

Acquired:

From NY Rangers in
exchange for Enver Lisin,
July 13, 2009

Drafted:

NY Rangers' 2nd choice
(1st round, 19th overall) in
the 2004 NHL Entry Draft

Career vs. NHL

TEAM	GP	G	A	PTS	PIM
ANA	7	0	1	1	2
ATL	4	0	0	0	4
BOS	4	0	2	2	0
BUF	5	0	0	0	0
CGY	4	0	0	0	2
CAR	5	1	0	1	0
CHI	5	0	1	1	2
COL	5	0	3	3	2
CBJ	2	0	0	0	0
DAL	7	2	0	2	0
DET	5	0	0	0	0
EDM	4	0	1	1	0
FLA	5	0	1	1	0
L.A.	6	0	0	0	0
MIN	5	0	0	0	0
MTL	3	0	0	0	2
NSH	5	1	1	2	4
N.J.	7	1	1	2	0
NYI	4	0	0	0	2
NYR	2	0	0	0	2
OTT	5	1	1	2	0
PHI	6	1	0	1	0
PHX	1	0	0	0	0
PIT	5	0	0	0	2
S.J.	7	0	0	0	2
STL	5	1	0	1	0
T.B.	4	0	0	0	0
TOR	3	0	1	1	0
VAN	5	0	0	0	2
WSH	4	3	1	4	2
TOTALS	139	11	14	25	30



2009-10 Recorded 5-6-11 in 71 games in his first season with the Coyotes...Set a new career-high in games played...Went 7-for-17 in shootouts with two shootout-deciding goals...Registered a goal and an assist vs. NSH, Apr. 7...Scored two goals at WSH, Jan. 23...Scored the shootout-deciding goal while appearing in his 100th NHL game in 3-2 win vs. VAN, Dec. 29...Collected an assist in win at TOR, Dec. 16...Registered his first career multi-goal game (2 goals), including the GWG, vs. DAL, Nov. 27...Scored the shootout-deciding goal in 1-0 win at SJ, Oct. 12...Made his Coyotes debut on Oct. 3 at LA...**2010 Playoffs:** Scored one goal while appearing in all seven of Phoenix's playoff games vs. DET.

CAREER NOTES

2008-09: Played in 68 games with the New York Rangers as a rookie, collecting 6-8-14 and 14 PIM...Recorded his first career multi-assist game with two assists vs. COL, Feb. 28...Registered 3-1-4 in a four-game span from Feb. 11-16...Recorded 1-1-2 vs. WSH, Feb. 11...Scored a goal and added an assist on Jan. 10 at OTT to post his first career

multi-point effort...Tallied his first NHL assist on Nov. 15 vs. BOS...Recorded his first NHL regular season goal, the GWG, at NJ, Nov. 12...Made his NHL regular season debut at TB, Oct. 4...**2009 Playoffs:** Played seven games with the Rangers, recording two assists...Assisted on Drury's GWG vs. WSH in Game 4 of ECQF series, Apr. 22...**2007-08:** Appeared in 79 games with the Hartford Wolf Pack (AHL), tallying 23-27-50 and 71 PIM...Ranked T-3rd on the team in goals (23) and 2nd in SH goals (2)...Ranked 4th on the club in points (50), 5th in PPG (6) and 5th in plus/minus rating (+20)...Posted 12 multi-point games...Notched the GWG on Mar. 28 vs. Worcester...Recorded two four-game point streaks...Also appeared in five playoff games with Hartford, recording 1-1-2...**2008 Playoffs:** Played one game with the Rangers, recording one assist while making his NHL debut vs. PIT in Game 5 of their ECSF series, May 4...**2006-07:** Appeared in 78 games with Hartford (AHL), registering 11-27-38 and a +8 rating...In his first full season with Hartford, ranked T-3rd on the team in games played (78) and ranked 4th on the team in assists (27)...His +8 rating ranked T-2nd on the team among rookies...Ranked 3rd among Wolf Pack rookies in goals (11) and 4th among rookies in points (38)...Registered a four-game point streak (1-7-8) from Feb. 18-25...Scored his first SHG on Jan. 6 at Springfield and added an assist in a 6-3 win...Tallied three assists on Nov. 11 vs. San Antonio in a 9-3 victory...Recorded his first multi-point game on Nov. 1 vs. Portland, recording two assists in a 4-3 win...**2005-06:** Played in five games with Hartford, collecting 2-1-3...In 11 playoff games with the Wolf Pack, registered one goal and two PIM...**2005-06:** Appeared in 51 career games with TPS Turku (Finnish League), recording 3-4-7 and 16 PIM...Posted a three-game point-scoring streak from Sept. 22-30, recording 2-1-3...In two playoff games, registered one assist...Nominated as best Finnish player for Finland's Under-20 squad...**2004-05:** In 41 regular season contests with TPS Turku (Finnish League), posted 0-6-6 along with 12 PIM...Skated in six playoff games, tallying one goal.

INTERNATIONAL CAREER

2010: Represented Finland at the 2010 IIHF World Championship in Germany...Appeared in seven games...**2006:** Captured a bronze medal at the World Junior Championship, recording 1-5-6 and four PIM in seven games...Ranked T-5 in assists among all players in the tournament...**2005:** In five games at the World Junior Championship, collected 2-0-2 and six PIM...**2004:** Skated in six games for Finland at the World Junior (U-18) Championship, notching 5-6-11 and a +7 rating...Ranked T-1st among all players in the tournament with 11 points.

PERSONAL

Lists Wedding Crashers as his favorite movie...Most memorable hockey moment was playing pond hockey with friends in Finland...Other favorites include: Family Guy (TV show), Will Farrell and Denzel Washington (actors), New York City (road city)...Nickname is "Korpi"...Favorite food is pasta...Enjoys spending time in Finland during the offseason...Changed to No. 28 after wearing No. 29 for the Coyotes during the 2009-10 season.



Was one of two first round draft choices (19th overall) by the NY Rangers in 2004, along with Coyotes prospect Al Montoya (6th overall)

CAREER RECORD

SEASON	TEAM	LEAGUE	GP	G	REGULAR SEASON							PLAYOFFS				
					A	PTS	PP	SH	GW	+/-	PIM	GP	G	A	PTS	PIM
2002-03	TPS U18	Fin-U18	21	7	4	11	-	-	-	-	10	4	5	3	8	16
2003-04	TPS Jr.	Fin-Jr.	36	12	8	20	-	-	-	-	20	4	0	2	2	4
2004-05	TPS Jr.	Fin-Jr.	3	3	0	3	-	-	-	-	0	-	-	-	-	-
	TPS	Finland	41	0	6	6	-	-	-	-	12	6	1	0	1	0
2005-06	TPS Jr.	Fin-Jr.	1	1	0	1	-	-	-	-	2	-	-	-	-	-
	TPS	Finland	51	3	4	7	-	-	-	-	16	2	0	1	1	0
	Hartford	AHL	5	2	1	3	1	0	0	0	0	11	1	0	1	2
2006-07	Hartford	AHL	78	11	27	38	3	1	2	8	23	7	0	0	0	0
2007-08	Hartford	AHL	79	23	27	50	6	2	-	20	71	-	-	-	-	-
	NY Rangers	NHL	-	-	-	-	-	-	-	-	-	1	1	0	1	0
2008-09	NY Rangers	NHL	68	6	8	14	0	0	1	-10	14	7	0	2	2	0
2009-10	Phoenix	NHL	71	5	6	11	0	0	1	-10	16	7	1	0	1	2
FRANCHISE TOTALS			71	5	6	11	0	0	1	-10	16	7	1	0	1	2
NHL TOTALS			139	11	14	25	0	0	2	-20	30	15	2	2	4	2

CAREER HIGHLIGHTS

MOST GOALS/GAME:

2 – 2 times
(last 1/23/10 at WSH)

MOST ASSISTS/GAME:

2 – 2/28/09 vs. COL*

MOST POINTS/GAME:

2 – 6 times (last 4/7/10 vs. NSH)

MOST PIM/GAME:

2 – 15 times
(last 3/14/10 at ATL)

MOST SHOTS/GAME:

5 – 1/23/10 at WSH

LONGEST GOAL STREAK:

2 games – 2/15/09-2/16/09*

LONGEST ASSIST STREAK:

2 games – 4/3/10 – 4/7/10

LONGEST POINT STREAK:

2 games – 3 times
(last 4/3/10-4/7/10)

CAREER HAT TRICKS:

None

MULTIPLE POINT GAMES:

6 (last 4/7/10 vs. NSH)

FIRSTS

FIRST COYOTES GAME:

10/3/09 at LAK

FIRST COYOTES GOAL:

11/27/09 vs. DAL

FIRST COYOTES ASSIST:

12/16/09 at TOR

FIRST NHL GAME:

10/4/08 at TB*

FIRST NHL GOAL:

11/12/08 at NJ*

FIRST NHL ASSIST:

11/15/08 vs. BOS*

* w/ NYR

Goaltender 6'3" • 225

Catches:

Left

Born:

Jan. 18, 1980
Burnaby, British Columbia

Age:

30 (31 on 1/18/11)

Acquired:

Signed as a free agent,
July 1, 2009

Drafted:

NY Rangers' 3rd choice
(3rd round, 66th overall) in
the 1998 Entry Draft



2009-10 Finished with a record of 8-5-1 with career-bests in GAA (2.13) and SV% (.928)... Posted a 6-1 record in shootouts... Had a career-long shutout streak of 120:48 from Feb. 5 to Mar. 14, which included parts of three games... Stopped a season-high 39 shots to earn 3-2 shootout win at ATL, Mar. 14... Made 28 saves in a 2-1 shootout win at CHI, Feb. 5... Made 24 saves in a win vs. NYR, Jan. 30... Turned aside 28 of 30 shots in a 3-2 shootout win vs. VAN on Dec. 29 as Coyotes set franchise record with their 10th consecutive home win... Made 38 saves on 39 shots in a 2-1 shootout win at CBJ, Dec. 17... Recorded his first win as a Coyote at CBJ, Oct. 28... Made his Coyotes debut at BUF on Oct. 8 and stopped 37 of 39 shots in 2-1 loss.

CAREER NOTES

2008-09: Posted a record of 8-10-6 with a 2.78 GAA, a .901 SV% and two shutouts in 28 total games with the Los Angeles Kings and Vancouver Canucks... Appeared in 19 games with Los Angeles, posting a record of 5-8-4 with a 2.83 GAA, a .893 SV% and two shutouts... Traded to Vancouver on Dec. 30 and went on to post a 3-2-2 record with a 2.66 GAA and a .915 SV% in nine games with the Canucks... Stopped 22 of 23 shots in win at COL, Mar. 27... Turned away 31 of 32 shots to record a win at NSH in his Canucks debut, Jan. 1... Stopped all 23 shots he faced to record his second shutout of the season in win vs. CBJ, Dec. 6... Notched his first shutout of the season and third of his career by making 15 saves at STL, Oct. 24... Made

a season-high 38 saves on 41 shots in loss at SJ, Oct. 11... **2007-08:** Appeared in career-high 45 games for Los Angeles, posting a record of 17-23-2 with a 3.00 GAA, a .910 SV% and one shutout... Finished with a career-high 17 wins and .910 SV%... His .910 SV% tied for the third highest in Kings single-season history... Was 2-1 in shootouts, stopping five of 10 shots... Missed the final 20 games of the season due to sports hernia surgery... Stopped 39 of 42 shots in 6-3 victory vs. CGY, Feb. 15... Had a 2.89 GAA (36 GA in 747:07) and .919 SV% (stopped 407 of 443 shots) during a 13-games span from Jan. 10-Feb. 9... Started a career-high 15 straight games from Jan. 5-Feb. 9... Stopped 39 of 41 shots in 4-2 victory at NYR, Feb. 5... Stopped 43 of 46 shots in 4-3 victory at VAN, Jan. 19... Stopped career high 48 shots (24 in 3rd period) in 5-2 victory vs. TOR, Jan. 10... Named NHL's No. 1 Star of the Week Oct. 29, 2007... Had four-game winning streak from Oct. 19-27, allowing four goals on 110 shots (.964 SV%)... Stopped 34 of 35 shots in 4-1 victory vs. EDM, Oct. 27... Earned second career shutout vs. NSH, Oct. 23... **2006-07:** Named winner of the Aldege "Baz" Bastien Memorial Award (most outstanding goaltender in the American Hockey League) and named a First Team AHL All-Star after posting a record of 39-20-1 with a 2.21 GAA, a .933 SV% and seven shutouts in 62 regular season games with Manchester... Led all AHL goaltenders with 62 appearances, 39 wins, a .933 SV%, 3,619 minutes played, 1,995 shots faced and 1,862 saves... Ranked T-2nd in the league with seven shutouts while leading Manchester to Atlantic Division championship... Voted to be a starter for the Canadian team at the 2007 Rbk Hockey AHL All-Star Classic... Was the Rbk X-Pulse AHL Goaltender of the Month for January 2007... **2005-06:** Appeared in 29 games for Los Angeles, posting a record of 11-9-2 with a 2.89 GAA, a .900 SV% and one shutout... Finished with a 2-0 record in shootouts while stopping all five shootout attempts he faced... Recorded his first career shutout in the NHL and as King at SJ, Apr. 17, stopping all 31 shots in 4-0 win... Played in 13 of the Kings final 35 games and had six starts... Faced a then career-high 40 shots vs. CGY, Apr. 15 (2-1 shootout win)... Assigned to Manchester for conditioning on Jan. 11...

Appeared in three games for Manchester before being recalled on Jan. 16... Was the winning goalie in the Kings' first-ever shootout game, a 3-2 win vs. NSH, Nov. 5, 2005... Stopped his first-ever penalty shot in the same game (against David Legwand)... Went on to stop all three penalty shots he faced during the season, also denying Paul Kariya (at NSH, Nov. 24) and Ladislav Nagy (at PHX, Dec. 29)... Became the second goaltender to begin his Kings career with five straight wins... His five-game winning streak ended with a loss in relief in his sixth game of the season, a 5-4 loss vs. SJ, Oct. 28... Won his first seven starts while allowing just 12 goals in the seven games... Was considered for the NHL's Rookie of the Month for October after posting a 6-1-0 record, a .938 SV% and a 1.70 GAA... **2004-05:** Played in 53 games for Hartford (AHL), posting a record of 31-16-2 with a 1.84 GAA, a .934 SV% and six shutouts... Shared the AHL's Harry "Hap" Holmes Award (given to the team with the lowest GAA) with Hartford Wolf Pack teammate Stephen Valiquette... The duo allowed just 160 goals in 80 games... Ranked 2nd among all AHL goaltenders with a 1.84 GAA... Posted the third-best regular season SV% (.934) among AHL backstops... Started for the Canadian AHL All-Stars at the 2005 AHL All-Star Classic and stopped all 11 shots he faced in one period of work... Won 14 straight AHL decisions from Nov. 27 through Jan. 12... Named AHL Goaltender of the Month for October (4-0-0, 1.00 GAA, .962 SV%)... **2003-04:** Appeared in four NHL games, going 1-2-0 with a 4.85 GAA... Earned first career NHL win with 19 saves vs. WASH, March 5... Named the AHL's Most Valuable Player (Les Cunningham Award)... Also received the Aldege "Baz" Bastien Award (AHL's Top Goaltender) and was a First-Team AHL All-Star... Finished the regular season as the AHL's leader with 34 wins... Set a new league record with 13 shutouts in one season... Also ranked 2nd in the league with a 1.59 GAA, 4th with a .936 SV% and 5th with 3,393 minutes played... Set new club single-season records with his 34 wins, 1.59 GAA, 13 shutouts, nine ties and 3,393 minutes played... Registered eight straight post-season wins from April 21-May 5 while leading Hartford to the AHL's Eastern Conference Finals... **2002-03:** Appeared in 46 regular season games with Hartford (AHL), posting a 18-17-6 record, 2.57 GAA and .915 SV%... Compiled a six-game unbeaten streak (3-0-3) that lasted from March 2-22... Also had a four-game winning streak that lasted from Nov. 2-9... Recorded his first career AHL shutout Nov. 2 at Chicago, stopping all 31 shots (won 4-0)... **2001-02:** Split season between Hartford (AHL) and Charlotte (ECHL)... Appeared in 20 games with Hartford, posting a 7-11-1 record, 3.12 GAA and .912 SV%... Posted a 9-3-1 record, 2.34 GAA and .924 SV% in 13 appearances with Charlotte... **2000-01:** Made his NHL debut with the Rangers Oct. 14, 2000 at PIT, stopping two shots in 9:43 of relief (no decision - relieved Kirk McLean)... Went 18-10-7 in 35 appearances with Charlotte (ECHL)... Also went 1-1-0 in four appearances with Hartford... Dressed as a back-up for the Wolf Pack during the Calder Cup Playoffs... **1999-00:** Split the season between Portland and Spokane (WHL)... Totaled a record of 20-30-4... Named a WHL All-Star... **1998-99:** Went 18-23-9 with four shutouts in 51 games for Portland (WHL)... **1997-98:** Went 18-4-0 in 23 games with Portland (WHL)... Appeared in the CHL Top Prospects Game... Was a member of Portland's Memorial Cup Championship team.

PERSONAL

Lives in Calgary during the summer... Nicknames are Barbs, Brutus and Gonzo... Wife's name is Kodette... Has a dog named Aspen... Favorite movie is Saving Private Ryan... Other favorites include: Scarlett Johansson (actress); Metallica (band); Playa del Carmen, Mexico (vacation spot)... If he could meet one person, dead or alive, it would be President Obama... Childhood idols are his parents... Typical pre-game meal is pasta with chicken... Participates in a charity golf tournament benefitting the Exploration Place Children's Museum in Wichita, Kansas... Enjoys playing fantasy football and baseball.

Career vs. NHL

TEAM	GP	MINS	GA	SOG	SHO	W	L	T/OT	PTS%	GAA	SV%
ANA	7	399	16	190	0	3	2	1	0.583	2.41	0.916
ATL	3	190	11	117	0	2	0	1	0.833	3.47	0.906
BOS	-	-	-	-	-	-	-	-	-	-	-
BUF	3	137	10	71	0	0	2	0	0	4.38	0.859
CGY	9	448	23	243	0	2	5	0	0.286	3.08	0.905
CAR	1	63	3	26	0	1	0	0	1	2.86	0.885
CHI	4	238	9	114	0	3	0	0	1	2.27	0.921
COL	7	351	22	171	0	1	5	0	0.167	3.76	0.871
CBJ	8	401	9	201	1	4	3	0	0.571	1.35	0.955
DAL	11	609	27	294	0	5	3	1	0.611	2.66	0.908
DET	7	390	26	209	0	1	3	2	0.333	4	0.876
EDM	6	344	7	171	0	5	0	1	0.917	1.22	0.959
FLA	-	-	-	-	-	-	-	-	-	-	-
L.A.	2	125	6	50	0	1	1	0	0.5	2.88	0.880
MIN	-	-	-	-	-	-	-	-	-	-	-
MTL	-	-	-	-	-	-	-	-	-	-	-
NSH	7	320	17	158	1	3	3	0	0.5	3.19	0.892
N.J.	2	43	7	30	0	0	1	0	0	9.77	0.767
NYI	2	95	1	44	0	1	0	1	0.75	0.63	0.977
NYR	4	215	8	110	0	2	0	1	0.833	2.23	0.927
OTT	2	79	8	33	0	0	1	0	0	6.08	0.758
PHI	1	65	3	40	0	0	0	1	0.5	2.77	0.925
PHX	9	400	23	222	0	1	5	1	0.214	3.45	0.896
PIT	3	129	11	69	0	0	2	0	0	5.12	0.841
S.J.	11	559	21	280	1	3	6	1	0.35	2.25	0.925
STL	5	257	12	129	1	2	2	0	0.5	2.8	0.907
T.B.	2	98	6	32	0	0	2	0	0	3.67	0.813
TOR	2	119	4	79	0	1	1	0	0.5	2.02	0.949
VAN	4	245	11	122	0	3	1	0	0.75	2.69	0.910
WSH	2	119	5	50	0	1	1	0	0.5	2.52	0.900
TOTALS	124	6436	306	3255	4	45	49	11	0.481	2.85	0.906



Recorded a win over each of his three former teams in 2009-10 – Vancouver, Los Angeles and NY Rangers.

CAREER RECORD

SEASON	TEAM	LEAGUE	REGULAR SEASON							PLAYOFFS						
			GP	MIN	GA	SO	GAA	SV%	W-L-T-OT	GP	MIN	GA	SO	GAA	SV%	W-L
1995-96	Prince George	BCAHA	31	1860	83	0	2.68	-	-	-	-	-	-	-	-	-
1996-97	Tri-City	WHL	2	63	4	0	3.81	-	1-0-0	-	-	-	-	-	-	-
	Portland	WHL	9	443	18	0	2.44	-	5-1-1	-	-	-	-	-	-	-
1997-98	Portland	WHL	23	1305	72	1	3.31	-	18-4-0	-	-	-	-	-	-	-
1998-99	Portland	WHL	51	2991	170	4	3.41	.904	18-23-9	4	252	19	0	4.52	.899	0-4
1999-00	Portland	WHL	34	2005	123	1	3.68	.903	8-24-2	-	-	-	-	-	-	-
	Spokane	WHL	21	1146	50	0	2.62	.900	12-6-2	9	435	18	1	2.48	.890	6-1
2000-01	Charlotte	ECHL	35	2100	112	1	3.20	.910	18-10-7	2	143	5	0	2.09	.945	1-1
	Hartford	AHL	4	156	12	0	4.61	.871	1-1-0	-	-	-	-	-	-	-
	NY Rangers	NHL	1	10	0	0	0.00	1.000	0-0-0	-	-	-	-	-	-	-
2001-02	Hartford	AHL	20	1058	55	0	3.12	.912	7-11-1	-	-	-	-	-	-	-
	Charlotte	ECHL	13	744	29	0	2.34	.924	9-3-1	4	212	12	0	3.39	.910	2-2
2002-03	Hartford	AHL	46	2452	105	2	2.57	.915	18-17-6	2	117	6	0	3.07	.867	0-2
2003-04	Hartford	AHL	59	3393	90	13	1.59	.936	34-9-9	16	1043	30	3	1.73	.935	11-5
	NY Rangers	NHL	4	198	16	0	4.85	.824	1-2-0	-	-	-	-	-	-	-
2004-05	Hartford	AHL	53	2937	90	6	1.84	.934	31-16-2	4	238	9	0	2.27	.940	1-3
2005-06	Los Angeles	NHL	29	1433	69	1	2.89	.900	11-9-2	-	-	-	-	-	-	-
	Manchester	AHL	3	185	10	0	3.25	.907	1-1-0	-	-	-	-	-	-	-
2006-07	Manchester	AHL	62	3619	133	7	2.21	.933	39-20-0	13	824	38	0	2.77	.911	6-7
2007-08	Los Angeles	NHL	45	2421	121	1	3.00	.910	17-23-2	-	-	-	-	-	-	-
2008-09	Los Angeles	NHL	19	995	47	2	2.83	.893	5-8-4	-	-	-	-	-	-	-
	Vancouver	NHL	9	451	20	0	2.66	.915	3-2-2	-	-	-	-	-	-	-
2009-10	Phoenix	NHL	17	928	33	0	2.13	.928	8-5-1	-	-	-	-	-	-	-
FRANCHISE TOTALS			17	928	33	0	2.13	.928	8-5-1	-	-	-	-	-	-	-
NHL TOTALS			124	6436	306	4	2.85	.906	45-49-11	-	-	-	-	-	-	-

CAREER HIGHLIGHTS

MOST CONSECUTIVE STARTS:

15 – 1/5/08-2/9/08

MOST SHOTS FACED/ GAME:

50 – 1/10/08 vs. TOR#

MOST SAVES/GAME:

48 – 1/10/08 vs. TOR#

MOST SAVES IN A SHUTOUT:

31 – 4/17/06 at SJ#

CAREER SHUTOUTS:

4 (last 12/6/08 vs. CBJ#)

PENALTY SHOTS:

4 – 3 saves/1 goal (last 12/17/08 – goal#)

LONGEST WINNING STREAK:

5 games – 10/6/05-10/25/05#

LONGEST SHUTOUT STREAK:

120:48 – 2/5/10-3/14/10

*w/ NYR, #w/ LA

FIRSTS

FIRST COYOTES GAME:

10/8/09 at BUF

FIRST COYOTES WIN:

10/28/09 at CBJ

FIRST COYOTES SHUTOUT:

None

FIRST NHL GAME:

10/14/00 at PIT*

FIRST NHL WIN:

3/5/04 vs. WSH*

FIRST NHL SHUTOUT:

4/17/06 at SJ#

Defense

6'1" • 195

Shoots:

Left

Born:

Oct. 17, 1984,
Espoo, Finland

Age:

25 (26 on 10/17/10)

Acquired:


From Washington for a 5th round choice in the 2010 Entry Draft, June 27, 2009

Drafted:

Washington's 6th choice (66th overall) in the 2004 Entry Draft

Career vs. NHL

TEAM	GP	G	A	PTS	PIM
ANA	4	0	2	2	8
ATL	2	0	2	2	0
BOS	2	0	0	0	2
BUF	2	0	0	0	2
CGY	3	0	0	0	0
CAR	3	0	0	0	4
CHI	3	0	0	0	4
COL	4	0	1	1	2
CBJ	4	0	0	0	2
DAL	6	0	0	0	16
DET	4	0	1	1	0
EDM	3	0	0	0	2
FLA	1	0	1	1	0
L.A.	4	0	1	1	2
MIN	4	0	1	1	2
MTL	2	0	1	1	0
NSH	4	0	1	1	2
N.J.	2	0	0	0	4
NYI	2	0	1	1	4
NYR	2	1	0	1	2
OTT	-	-	-	-	-
PHI	1	0	0	0	4
PHX	-	-	-	-	-
PIT	1	0	0	0	0
S.J.	6	0	1	1	2
STL	4	0	1	1	4
T.B.	2	0	1	1	2
TOR	2	0	0	0	2
VAN	2	0	0	0	2
WSH	1	0	0	0	4
TOTALS	80	1	15	16	78



2009-10 Recorded 1-10-11 and a +14 rating in 66 games during his first season with the Coyotes... Set career-highs in goals, assists, points, games, PIM (60) and plus/minus... Ranked 3rd on the team and 2nd among Coyotes defensemen with a +14 rating... Logged a season-high 25:08 TOI at DAL, Mar. 21... Collected an assist in 2-1 win vs. COL, Mar. 4... Won a bronze medal with Finland at the 2010 Olympics in Vancouver, finishing with an assist and 15:37 TOI/game in six games... Scored his first NHL goal, the GWG, in win vs. NYR, Jan. 30... Picked up an assist in back-to-back games, Oct. 29 (at STL) and Oct. 31 (vs. ANA)... Registered his first point as a Coyote with an assist vs. LA, Oct. 24... Made his Coyotes debut in 3-0 win at PIT, Oct. 7... 2010 Playoffs: Appeared in all seven of Phoenix's playoff games vs. DET, finishing with one goal... Scored his first career playoff goal just 29 seconds into Game 3 at DET, setting franchise record for fastest playoff goal.

CAREER NOTES **2008-09:** Appeared in 70 games for Hershey (AHL), recording 4-38-42 and 80 PIM... Also played in seven games for Washington Capitals and collected four assists... Notched an assist in each of his first two games of the season with the Capitals (Nov. 26 vs. ATL and Nov. 28 vs. MTL)... Logged career-high 23:30 TOI at CBJ, Nov. 29... His 42 points with Hershey led all Bears' defensemen and ranked 4th on the team in assists... Suffered a season-ending injury on Apr. 4... Ranked T-8th in the AHL in plus/minus (+24) at time of injury and finished the season ranked 7th among all AHL defensemen in assists and T-11th among defensemen in points... Finished with seven multi-point games... Recorded a six-game point streak (1-7-8) for Hershey from Jan. 16-24... Collected three assists vs. Philadelphia Phantoms, Nov. 15... **2007-08:** Appeared in 55 games with Hershey (AHL), posting 4-41-45 to rank 5th on the team in scoring... Appeared in seven games for Washington in five recalls, netting one assist and 12 PIM... Skated career-high 16:22 vs. NJ, Feb. 23... Ranked T-9th among AHL defensemen in points... Led the Bears with 41 assists... Led Hershey and ranked 3rd in AHL with a +29 rating... Had 11 multi-point games, including three games with three points... Had a nine-game point streak (2-14-16) from Jan. 20-Feb. 14... Posted 13 points in a six-game span in February (2-11-13)... Had one assist in five playoff games for the Bears... Recorded 1-1-2 while skating in seven games for Finland at the World Championships... **2006-07:** Limited to 26 games due to injury in his fourth season with Jokerit in the top professional league in Finland... Recorded 1-9-10 and 32 PIM... Ranked T-4th among team defensemen in points... Registered 2-2-4 in 10 playoff games... Led Jokerit defensemen in playoff goals... **2005-06:** Posted career-highs in goals (8), assists (21) and points (29) in 56 games with Jokerit... Ranked 2nd on the team in assists and 3rd in points... Led all Jokerit defensemen in goals, assists and points... Ranked 4th in the league in scoring by a defenseman... **2004-05:** Recorded 7-18-25 in 55 games for Jokerit... Shared the lead among team defensemen in scoring with Brian Campbell (CHI)... His 18 assists ranked 5th on the team and 1st among defensemen... Had eight points (1-7-8) in 12 playoff games... **2003-04:** Played 53 games for Jokerit in his rookie season in the Finnish professional league... Posted 3-4-7 and 20 PIM... **2002-03:** Played his first full season with Jokerit's junior team.

INTERNATIONAL CAREER **2010:** Represented Finland at the 2010 Olympic Winter Games in Vancouver... Won a bronze medal with Finland, collecting one assist in six games... Averaged 15:37 TOI for the tournament... **2008:** Represented Finland in the 2008 World Championship, recording 1-1-2 and 10 PIM in seven games... **2004:** Helped lead Finland to a bronze medal on home ice at the 2004 World Junior Championship... Posted 4-4-8 in seven games... Shared the team lead in goals, ranked 2nd in points (first among defensemen) and led the team with a +10 rating... Was named the tournament's Best Defenseman and named to the All-Tournament Team.

PERSONAL Winning the bronze medal at the 2010 Winter Olympics was his most memorable hockey moment... Lists Kanye West as his favorite musician... Other favorites include: The Hangover (movie), Megan Fox (actress) and Washington DC (road city)... Favorite television show is Entourage... Enjoys golfing and boating... Favorite vacation spot is Miami... Would like to meet Will Ferrell.



Won a bronze medal with Finland at the 2010 Winter Olympics in Vancouver

CAREER RECORD

SEASON	TEAM	LEAGUE	GP	G	REGULAR SEASON							PLAYOFFS				
					A	PTS	PP	SH	GW	+/-	PIM	GP	G	A	PTS	PIM
2001-02	Jokerit Jr.	Finland-Jr.	14	0	5	5	-	-	-	-	-	-	-	-	-	-
	Jokerit U18	Fin.-U18	20	8	14	22	-	-	-	-	-	8	4	8	12	12
2002-03	Jokerit Jr.	Finland-Jr.	36	5	14	19	-	-	-	-	-	11	1	5	6	8
2003-04	Suomi U20	Finland-2	1	0	0	0	-	-	-	-	-	-	-	-	-	-
	Jokerit	Finland	53	3	4	7	-	-	-	-	-	8	0	1	1	4
2004-05	Jokerit	Finland	55	7	18	25	-	-	-	-	-	12	1	7	8	12
2005-06	Jokerit	Finland	56	8	21	29	-	-	-	-	-	-	-	-	-	-
2006-07	Jokerit	Finland	26	1	9	10	-	-	-	-	-	10	2	2	4	4
2007-08	Washington	NHL	7	0	1	1	0	0	0	-1	12	-	-	-	-	-
	Hershey	AHL	55	4	41	45	1	0	-	29	51	5	0	1	1	4
2008-09	Washington	NHL	7	0	4	4	0	0	0	-3	6	-	-	-	-	-
	Hershey	AHL	70	4	38	42	-	-	-	-	-	-	-	-	-	-
2009-10	Phoenix	NHL	66	1	10	11	0	0	1	14	60	7	1	0	1	6
FRANCHISE TOTALS			66	1	10	11	0	0	1	14	60	7	1	0	1	6
NHL TOTALS			80	1	15	16	0	0	1	10	78	7	1	0	1	6

CAREER HIGHLIGHTS

MOST GOALS/GAME:

1 – 1/30/10 vs. NYR

MOST ASSISTS/GAME:

1 – 15 times
(last 4/7/10 vs. NSH)

MOST POINTS/GAME:

1 – 16 times
(last 4/7/10 vs. NSH)

MOST PIM/GAME:

10 – 1/31/10 at DAL

MOST SHOTS/GAME:

5 – 11/14/09 vs. DAL

LONGEST GOAL STREAK:

None

LONGEST ASSIST STREAK:

2 games – 3 times
(last 10/29/09-10/31/09)

LONGEST POINT STREAK:

2 games – 3 times
(last 10/29/09-10/31/09)

CAREER HAT TRICKS:

None

MULTIPLE POINT GAMES:

None

FIRSTS

FIRST COYOTES GAME:

10/7/09 at PIT

FIRST COYOTES GOAL:

1/30/10 vs. NYR

FIRST COYOTES ASSIST:

10/24/09 vs. LAK

FIRST NHL GAME:

2/16/08 at TB*

FIRST NHL GOAL:

1/30/10 vs. NYR

FIRST NHL ASSIST:

3/14/08 vs. ATL*

* w/ WSH

Defense

6'0" • 221

Shoots:
Right

Born:
Aug. 24, 1978,
Edmonton, Alberta

Age:
32 (33 on 8/24/11)

Acquired:
From Boston for a 3rd
round choice in the 2011
Entry Draft, Mar. 3, 2010

Drafted:
Calgary's 1st choice (1st
round, 13th overall) in the
1996 Entry Draft

Career vs. NHL

TEAM	GP	G	A	PTS	PIM
ANA	56	1	15	16	55
ATL	13	1	9	10	12
BOS	12	1	3	4	10
BUF	14	1	3	4	8
CGY	29	4	8	12	25
CAR	16	1	7	8	12
CHI	46	3	25	28	34
COL	41	8	6	14	34
CBJ	28	4	5	9	44
DAL	50	3	15	18	71
DET	36	6	16	22	18
EDM	49	3	17	20	60
FLA	17	1	4	5	15
L.A.	55	3	16	19	59
MIN	31	2	9	11	28
MTL	21	2	7	9	31
NSH	39	4	14	18	65
N.J.	14	3	1	4	10
NYI	15	2	0	2	6
NYR	14	1	2	3	6
OTT	19	1	8	9	12
PHI	20	1	10	11	16
PHX	25	2	8	10	10
PIT	16	1	8	9	16
STL	54	6	17	23	55
S.J.	39	3	18	21	25
T.B.	17	2	6	8	6
TOR	18	4	8	12	13
VAN	52	6	21	27	67
WSH	13	0	3	3	8
TOTALS	869	80	289	369	831



2009-10 Finished with 4-25-29 in a total of 76 games with Phoenix and Boston...Registered 1-3-4 in 18 games with the Coyotes after being acquired from Boston on Mar. 3 for his second stint with the team...Finished with his highest assist/point totals since 2003-04...Scored his first goal after returning to the Coyotes on Mar. 27 vs. COL...Returned to Phoenix on Mar. 3 after appearing in 288 games with the team over parts of four seasons (2004-09)...Registered 3-22-25 in 58 games with Boston prior to trade...Collected two assists at TB, Feb. 11...Notched a goal and an assist at PIT, Nov. 14...Compiled a three-game point streak (1-4-5) from Oct. 21-24...Scored his first goal as a Bruin at PHI, Oct. 22...Played his 800th career NHL game on Oct. 17 at PHX...Recorded his first points as a Bruin with two power play assists vs. CAR, Oct. 3...Played his first game as a Bruin in the season opener vs. WSH, Oct. 1...**2010 Playoffs:** Appeared in all seven of Phoenix's playoff games vs. DET, recording 1-3-4 and 11 PIM...Scored the GWG and collected two assists in Game 1 vs. DET, Apr. 14, for a playoff career-high three points.

CAREER NOTES **2008-09:** Began the season with Phoenix, recording 5-7-12 in 57 games prior to being traded to the NY Rangers in exchange for Petr Prucha, Nigel Dawes and Dmitri Kalinin on Mar. 4...Collected eight assists in 18 games with the Rangers...Had four multiple-point games on the season...Collected two assists at PHI, Apr. 12...Picked up his first point in a Rangers uniform with an assist vs. BOS, Mar. 8...Recorded a goal and an assist vs. DET, Jan. 20...Matched his career-best with a four-game point streak (2-3-5) from Nov. 28 to

Dec. 4...Had his consecutive-games played streak snapped at 203 when he missed three games with an injury from Nov. 22-26...**2009 Playoffs:** Appeared in all seven of the Rangers' playoff games vs. WSH, collecting two assists...**2007-08:** Ended the season having played in 185 consecutive games dating back to 2005-06...Recorded 8-17-25 and 83 PIM in 82 games with the Coyotes...Ranked 2nd on the team in plus/minus (+8), TOI/game (21:42) and 3rd in blocked shots (115)...Won the Coyotes Man of the Year Award and Beth Champie Booster Club Award...Collected 1-1-2 on Mar. 25 vs. SJ...Registered a season-high three points (1-2-3) at EDM, Mar. 18...Played in his 700th career NHL game on Feb. 27 at CHI...Collected a goal in back-to-back games on Feb. 19 and Feb. 22...Registered two assists vs. CHI, Jan. 3...Scored a goal vs. TOR to record his 300th career NHL point, Nov. 24...Scored his first goal of the season on Oct. 11 at NSH...**2006-07:** In his ninth NHL season was one of two Coyotes players (Michalek) to appear in all 82 games...Finished with 6-19-25...Ranked T-2nd among Coyotes defenseman in goals (6)...Tied his career-high with 115 PIM, which ranked 3rd on the team...Also ranked T-3rd in PP assists (10), 3rd in blocked shots (82), 4th in average TOI (20:29), and 5th in hits (77)...Picked up the GWG and an assist vs. VAN, Apr. 8...Played in his 600th NHL game on Jan. 17 at COL...Had a three-game point streak (1-2-3) from Dec. 14-21...Scored a goal in a win vs. NJ, Nov. 22...Scored a goal and was +4 vs. NYI, Oct. 5...**2005-06:** Played 53 games with the Coyotes, recording 6-21-27 and 54 PIM...Missed 29 games due to injury during season...Finished season with six multi-point games...Registered 3-6-9 over last 10 games of season...Posted a goal and assist in 5-4 win at SJ, Dec. 28...Scored GWG in OT and collected assist in 4-3 win at EDM, Oct. 18...Recorded first point of season with assist and played 23:44 TOI vs. NSH, Oct. 13...**2003-04:** Collected 6-26-32 and 49 PIM with Colorado and Phoenix in 83 games...Joined the Coyotes at the trade deadline from Colorado...Played in 14 games with Phoenix, recording 0-4-4...Averaged 25:02 TOI with Phoenix, an increase of 4:09 per game after joining the Coyotes...Led the NHL (along with Calgary's Marcus Nilson) in games played with 83, a career high...Finished 2nd among Coyotes defensemen in scoring...Ranked 5th on the Coyotes in scoring and assists; 3rd in shots (167); and 4th in average TOI (21:35)...Played in four games in four different cities in four different states/provinces and two countries in four days (Mar. 7 - COL vs. CGY in Denver; Mar. 8 - COL vs. VAN in Vancouver; Mar. 9 - PHX vs. LA in Los Angeles; Mar. 10 PHX vs. LA in Glendale)...Recorded an assist in his Coyotes debut at LA, Mar. 9...Played his 500th NHL Game at CGY, Mar. 31...Played in 69 games with Colorado, registering 6-22-28 and 47 PIM...At the time of his trade, ranked 4th on Avalanche in average TOI and 2nd among Avs defensemen in points and shots...With Colorado, registered a single-game career high with 1-3-4 at SJ, Nov. 11...**2002-03:** Prior to the start of the season, traded to Colorado from Calgary with Jeff Shantz and Dean McAmmond for Chris Drury and Stephane Yelle, Oct. 1, 2002...Set career highs in goals (11), assists (37), points (48), PPG (9), GWG (7) and plus/minus (+16)...Finished T-7th in scoring among NHL defensemen...Also ranked 1st in GWG, T-3rd in PPG, T-8th in assists and shots, and T-12th in goals among NHL defensemen...Finished T-11th in the NHL in GWG...Led Colorado in GWG and finished 2nd in PPG...Ranked 3rd on Avalanche in TOI/game (23:49) and shots; 4th in assists; 6th in points and plus/minus...Led Avalanche defensemen in assists and points; T-2nd in goals...Nine of his 11 goals came on PP...Tied his career-high four-game point streak (1-4-5) from Nov. 12-17...Tied his career-high with three points in a game on three separate occasions (Dec. 23 vs. VAN, Mar. 22 vs. CHI, Apr. 6 vs. STL)...Missed seven games with a blowout fracture of his eye...Following his eye injury, collected 6-13-19, including four GWG in his last 28 games...200th NHL point at DET, Mar. 15...400th NHL game vs. PIT, Mar. 1...**2003 Playoffs:** Made his NHL playoff debut, registering three assists in seven games...Ranked T-2nd on team in assists and 3rd in average TOI (22:44)...**2001-02:** In his final season with the Flames, recorded 4-30-34...Despite playing in only 61 games, ranked 2nd on team in shots, 3rd in PP points (2-19-21), T-3rd in assists and 4th in points...Led Flames defensemen in assists and points...Recorded the 2nd highest assist total of his career...Tied his career high in PIM...Led Calgary in average ice time (24:40)...Missed 21 games due to injury (20 with wrist injury)...**2000-01:** Missed the first 31 games of the season due to contract negotiations, agreeing to terms on Nov. 29 and playing in his first game on Dec. 13...Finished the season with 5-23-28 in only 51 games...Ranked 11th in the NHL in average TOI with 25:51, a career high...Led Flames defensemen in goals; ranked 2nd in assists and points...Finished T-3rd on team in GWG; 4th in shots and 5th in assists...**1999-00:** Recorded 9-29-38 in 78 games...Ranked 21st among NHL defensemen in scoring...Finished 2nd among Flames defensemen in goals, assists and points...Led the team in average TOI (24:51)...Ranked 3rd on team in shots, T-4th in plus/minus and 5th in assists and points...Missed four games due to injury...100th NHL point at STL, Apr. 5...**1998-99:** Finished 2nd among Flames defensemen in goals, assists and points...T-3rd on team in assists, 5th in shots and 6th in points & plus/minus...Led the Flames with 2 GTG...Averaged 20:44 TOI/game...Missed 10 games due to injury...**1997-98:** In his first NHL season was one of only two Flames to play in all 82 games...Named to the 1998 NHL All-Rookie Team...Led Flames defensemen in goals and points; 2nd in assists...Ranked 2nd in scoring among NHL rookie defensemen...One of two rookies to score a shorthanded goal during the season...Ranked 2nd among NHL rookies in shorthanded points with 1-2-3...Ranked 3rd among rookies and 1st among rookie defensemen with 5 PPG...**1996-97:** Made his professional debut playing in seven regular season games and 5 playoff games with Saint John (AHL)...Led all WHL defensemen in scoring with 75 points...Earned WHL East First All-Star Team Honors...Selected to play in the 1997 WHL All-Star Game...Named WHL Player of the Month for January, recording 20 points in 15 games...**1995-96:** Named Regina Pats Rookie of the Year, finishing 2nd in scoring among Pats defensemen...**1994-95:** Voted Best Defenseman at the 1995 Air Canada Cup midget tournament while playing with the Red Deer Midgets.

INTERNATIONAL CAREER **2004:** Helped lead Canada to a gold medal at the World Championship in Prague, Czech Republic, collecting 0-5-5 in nine games...Ranked T-5th in defensemen scoring...**2001:** Played in seven games for Canada at the World Championship, recording 1-1-2...**1999:** Represented Team Canada at the World Championship in Norway and collected four assists in 10 games.

PERSONAL Derek and his wife Jodie have three sons: Traiten, Presley and Asher...Derek spends his summers in the Valley and trains at Athletics Performance Institute in Tempe...His charity of choice is the Epilepsy Association...Likes watching baseball and playing with his kids in the off-season...His childhood hockey hero was Paul Coffey...Is a big fan of Mike Myers and his "Austin Powers" movies...Loves the outdoors and his hobbies include hunting, fishing, golfing, softball and motor biking...His favorite vacation spot is Maui...His favorite band is Metallica...His first job was at a Jet Ski rental shop...His favorite TV show is CSI Miami...His favorite movie is Shawshank Redemption...His most memorable NHL moment was his first game...Began skating at age 4...Is close friends with Rob Blake, Kyle Calder and Brenden Morrow.

Returned to the Coyotes at the 2010 trade deadline after appearing in 288 games with Phoenix over parts of four seasons (2004-09)



CAREER RECORD

REGULAR SEASON												PLAYOFFS				
SEASON	TEAM	LEAGUE	GP	G	A	PTS	PP	SH	GW	+/-	PIM	GP	G	A	PTS	PIM
1994-95	Red Deer	AMHL	31	6	35	41	-	-	-	-	74	-	-	-	-	-
1995-96	Regina	WHL	67	8	44	52	-	-	-	-	70	11	1	7	8	26
1996-97	Regina	WHL	67	18	57	75	-	-	-	-	180	5	0	3	3	9
	Saint John	AHL	7	0	3	3	-	-	-	-	7	5	0	3	3	7
1997-98	Calgary	NHL	82	9	20	29	5	1	1	1	88	-	-	-	-	-
1998-99	Calgary	NHL	71	7	27	34	3	0	2	4	73	-	-	-	-	-
1999-00	Calgary	NHL	78	9	29	38	3	0	2	2	80	-	-	-	-	-
2000-01	Calgary	NHL	51	5	23	28	3	1	4	-15	56	-	-	-	-	-
	Saint John	AHL	3	1	2	3	-	-	-	-	2	-	-	-	-	-
2001-02	Calgary	NHL	61	4	30	34	2	0	1	-4	88	-	-	-	-	-
2002-03	Colorado	NHL	75	11	37	48	9	0	7	16	68	7	0	3	3	6
2003-04	Colorado	NHL	69	6	22	28	2	0	1	4	47	-	-	-	-	-
	Phoenix	NHL	14	0	4	4	0	0	0	-5	2	-	-	-	-	-
2004-05	Did Not Play															
2005-06	Phoenix	NHL	53	6	21	27	4	1	2	-7	54	-	-	-	-	-
2006-07	Phoenix	NHL	82	6	19	25	2	0	1	-18	115	-	-	-	-	-
2007-08	Phoenix	NHL	82	8	17	25	2	0	0	8	83	-	-	-	-	-
2008-09	Phoenix	NHL	57	5	7	12	0	1	0	-13	24	-	-	-	-	-
	NY Rangers	NHL	18	0	8	8	0	0	0	3	16	7	0	2	2	0
2009-10	Boston	NHL	58	3	22	25	2	0	0	-2	26	-	-	-	-	-
	Phoenix	NHL	18	1	3	4	0	0	0	4	11	7	1	3	4	11
FRANCHISE TOTALS			306	26	71	97	8	2	3	-31	289	7	1	3	4	11
NHL TOTALS			869	80	289	369	37	4	21	-22	831	21	1	8	9	17

CAREER HIGHLIGHTS

MOST GOALS/GAME:

2 – 11/16/98 vs. DET*

MOST ASSISTS/GAME:

3 – 4 times
(last 11/11/03 at SJ#)

MOST POINTS/GAME:

4 – 11/11/03 at SJ#

MOST PIM/GAME:

19 – 2 times
(last 4/13/02 vs. VAN*)

MOST SHOTS/GAME:

10 – 1/6/00 at CHI*

LONGEST GOAL STREAK:

2 games – 6 times
(last 11/28/08 – 11/29/08)

LONGEST ASSIST STREAK:

4 games – 3 times
(last 3/28/02-4/4/02*)

LONGEST POINT STREAK:

4 games – 6 times
(11/28/08-12/4/08)

CAREER HAT TRICKS:

None

MULTIPLE POINT GAMES:

64 (last 2/11/10 at TB^)

FIRSTS

FIRST COYOTES GAME:

3/9/04 at LA

FIRST COYOTES GOAL:

10/18/05 at EDM

FIRST COYOTES ASSIST:

3/9/04 at LA

FIRST NHL GAME:

10/1/97 vs. DET*

FIRST NHL GOAL:

10/14/97 at DAL*

FIRST NHL ASSIST:

10/12/97 at DET*

* w/ CGY, # w/COL, ^w/ BOS

Right Wing 6'0" • 175

Shoots:
Right

Born:
Sept. 14, 1982,
Chrudim, Czech Republic

Age:
28 (29 on 9/14/11)

Acquired:
From NY Rangers with
Nigel Dawes and Dmitri
Kalinin for Derek Morris,
Mar. 4, 2009

Drafted:
NY Rangers' 8th choice (8th
round, 240th overall) in the
2002 NHL Entry Draft

Career vs. NHL

TEAM	GP	G	A	PTS	PIM
ANA	11	3	0	3	8
ATL	11	2	5	7	4
BOS	13	4	4	8	8
BUF	15	2	4	6	8
CGY	6	1	2	3	6
CAR	11	1	1	2	4
CHI	7	1	2	3	0
COL	8	1	2	3	4
CBJ	6	0	1	1	2
DAL	8	2	2	4	0
DET	7	1	1	2	0
EDM	7	2	2	4	5
FLA	12	4	2	6	4
L.A.	9	0	1	1	2
MIN	6	4	1	5	2
MTL	9	2	4	6	7
NSH	7	2	0	2	0
N.J.	23	6	4	10	6
NYI	27	7	5	12	15
NYR	2	0	0	0	2
OTT	12	3	2	5	2
PHI	21	6	4	10	8
PHX	2	1	0	1	0
PIT	29	6	7	13	14
S.J.	10	1	2	3	0
STL	8	1	1	2	2
T.B.	16	2	2	4	2
TOR	11	5	2	7	8
VAN	7	3	1	4	2
WSH	14	5	3	8	4
TOTALS	335	78	67	145	129



2009-10 Registered 13-9-22 in 79 games...Ranked T-5th on the Coyotes in power play goals (4)...Finished with two game-winning goals...Tied his career-high for most games played in a season (79), which he set in 2006-07...Netted a PP goal in win at DAL, Mar. 21...Scored his 12th goal of the season on the PP, which proved to be the GWG, vs. ANA, Mar. 6...Scored two goals in win vs. MIN, Jan. 16...Played in his 300th career NHL game, Jan. 7 at VAN... Scored two goals at TOR, Dec. 16...Scored in back-to-back wins on Dec. 3 (vs. CGY) and Dec. 5 (vs. OTT)... Registered the GWG vs. OTT, Dec. 5...Scored his first goal of the season at PIT, Oct. 7... **2010 Playoffs:** Recorded 1-2-3 while appearing in all seven of Phoenix's playoff games vs. DET... Scored the GWG and added an assist in Game 3 win at DET, Apr. 18 for his first career multi-point game in the playoffs.

CAREER NOTES 2008-09: Played 19 games for the Coyotes after being acquired from the NY Rangers on Mar. 4, recording 2-8-10...Finished the season with 6-13-19 and 22 PIM in 47 total games with Phoenix and the Rangers...Scored the GWG in OT and added two assists in win vs. DAL, Mar. 30...Compiled a three-game point streak (1-2-3) from Mar. 21-26...Recorded his first point as a Coyote (assist) at BUF, Mar. 6...Made his Coyotes debut on Mar. 5 at BOS...Acquired from NYR on Mar. 4...Scored a goal in his final game with the Rangers vs. COL, Feb. 28...Had a four-game point streak (2-2-4) from Dec. 29-Jan. 7...Scored his first goal of the season vs. PIT, Dec. 3... **2007-08:** Played in 62 games for the Rangers, recording 7-10-17 and 22 PIM...Missed six contests with a shoulder injury suffered on Feb. 10 at WSH...Recorded the GWG and an assist vs. BUF, Jan. 16...Had a goal and an assist vs. MTL, Jan. 12...Registered two power play goals in a 6-1 win at TOR, Dec. 29...Scored the GWG in the shootout and added an assist on Nov. 3 vs. NJD...Scored a goal in season-opening win vs. FLA, Oct. 4... **2006-07:** Appeared in 79 games with the Rangers, registering 22-18-40 and 30 PIM...Established career-highs in games played and assists...Ranked 1st in goals among all NHL players that logged less than 13:00 of ice-time per game...T-3rd on the team with eight PP goals and ranked 5th on the team with 22 goals...Registered a PPG, along with a game-winning assist, at PHI, Mar. 31...Registered a power play assist and logged a season-high 17:14 TOI vs. MTL, Feb. 27...Tied a career-high with a six-game point streak (3-3-6) from Feb. 17-27...Registered two goals and one assist along with a +3 rating at BOS, Jan. 29...Scored two goals at WSH, Dec. 30...Posted a career-high three-game assist streak (0-3-3) from Oct. 10-14...Recorded two assists, including a game-winning assist, vs. WSH, Oct. 5... **2007 Playoffs:** Skated in 10 postseason games, registering one assist and four PIM... **2005-06:** Appeared in 68 games with the Rangers as a rookie, registering 30-17-47 and 32 PIM... Ranked 2nd in the NHL with a 23.1 shooting percentage...Ranked 2nd on the team and was 4th in the NHL among all rookies with 30 goals and 16 PPG...Ranked 8th in scoring among all NHL rookies with 47 points...Ranked T-11th in the league with two shootout-deciding goals...Scored his 30th goal of the season on Apr. 11 vs. NYI...Became the first Rangers rookie to score 30 or more goals in a season since 1991-92 (Tony Amonte)...Recorded a goal and two assists vs. TOR, Mar. 18...Tallied a five-game point streak (1-5-6) from Mar. 12-20 after returning from missing eight games due to injury...Had a six game goal-scoring streak (9-0-9) from Dec. 5-13... Streak included two, two-goal games and two GWGs...Led all NHL rookies with 12 goals in the month of December...Collected his first NHL assist at PIT, Nov. 12...Scored his first NHL goal on Oct. 17 vs. FLA...Made his NHL debut on Oct. 8 at NJ, posting a +1 rating... **2006 Playoffs:** Appeared in four postseason contests with the Rangers, tallying one goal...Scored his first career Stanley Cup Playoff goal while making his postseason debut at NJ, Apr. 22... **2004-05:** Skated in 47 games for Pardubice in the Czech Republic Extraleague, registering 7-10-17, along with 24 PIM...Appeared in 16 games during the playoffs, registering 6-7-13, helping Pardubice capture the Extraleague championship...Ranked 2nd on the club in postseason scoring and T-2nd on the team in goals and 3rd in assists...Registered a five-game scoring streak (4-5-9) from Mar. 27-Apr. 9...Recorded four multiple-point games during the playoffs... **2003-04:** Posted career-bests in all offensive categories, including: goals (11), assists (13) and points (13) while playing in his third season with Pardubice (Czech Republic).

INTERNATIONAL CAREER 2006: Was selected to participate in the 2006 Winter Olympics for the Czech Republic, but was unable to play due to injury... **2005:** Was a member of the gold medal-winning Czech Republic team at the 2005 World Championship, skating in three games for his country... **2004:** Appeared in seven games at the 2004 World Championship, collecting 3-1-4 and six PIM...Ranked T-3rd on the team with three goals... **2002:** In seven games at the U-20 World Junior Championship, he tallied one goal and accumulated two PIM.

PERSONAL Lists Miami as his favorite NHL road city...Most memorable hockey moment was his first NHL goal...Lists Jessica Alba as his favorite actress...Other favorites include: Entourage (TV show), Invisible (movie), tennis (hobbies) and strawberries and dumplings (food)... Supports Boys and Girls Club of Arizona...Nickname is "Pruchas."



Scored 30 goals as a rookie with the NY Rangers in 2005-06

CAREER RECORD

SEASON	TEAM	LEAGUE	GP	G	REGULAR SEASON							PLAYOFFS				
					A	PTS	PP	SH	GW	+/-	PIM	GP	G	A	PTS	PIM
2001-02	Pardubice HC	Czech	20	1	1	2	-	-	-	-	2	5	0	0	0	0
2002-03	Pardubice HC	Czech	49	7	9	16	-	-	-	-	12	17	2	6	8	8
2003-04	Pardubice HC	Czech	48	11	13	24	-	-	-	-	24	7	4	3	7	2
2004-05	Pardubice HC	Czech	47	7	10	17	-	-	-	-	24	16	6	7	13	2
2005-06	Hartford	AHL	2	2	1	3	-	-	-	-	0	-	-	-	-	-
2006-07	NY Rangers	NHL	79	22	18	40	8	0	2	-7	30	10	0	1	1	4
2007-08	NY Rangers	NHL	62	7	10	17	2	0	1	3	22	3	0	0	0	0
2008-09	NY Rangers	NHL	28	4	5	9	0	0	0	-2	16	-	-	-	-	-
	Phoenix	NHL	19	2	8	10	1	0	1	1	6	-	-	-	-	-
2009-10	Phoenix	NHL	79	13	9	22	4	0	2	-2	23	7	1	2	3	4
FRANCHISE TOTALS			98	15	17	32	5	0	3	-1	29	7	1	2	3	4
NHL TOTALS			335	78	67	145	31	0	8	-4	129	24	2	3	5	8

CAREER HIGHLIGHTS

MOST GOALS/GAME:

2 – 9 times
(last 1/16/10 vs. MIN)

MOST ASSISTS/GAME:

2 – 4 times
(last 3/30/09 vs. DAL)

MOST POINTS/GAME:

3 – 4 times
(last 3/30/09 vs. DAL)

MOST PIM/GAME:

6 – 1/31/07 at TOR*

MOST SHOTS/GAME:

6 – 5 times
(last 3/21/10 at DAL)

LONGEST GOAL STREAK:

6 games – 12/03/05-12/13/05*

LONGEST ASSIST STREAK:

3 games – 10/10/06-10/14/06*

LONGEST POINT STREAK:

6 games – 2 times
(2/17/07-2/27/07*)

CAREER HAT TRICKS:

None

MULTIPLE POINT GAMES:

20 (last 1/16/10 vs. MIN)

FIRSTS

FIRST COYOTES GAME:

3/5/09 at BOS

FIRST COYOTES GOAL:

3/22/09 at ANA

FIRST COYOTES ASSIST:

3/6/09 at BUF

FIRST NHL GAME:

10/8/05 at NJ*

FIRST NHL GOAL:

10/17/06 vs. FLA*

FIRST NHL ASSIST:

11/12/05 at PIT*

* w/ NYR

Left Wing

6'3" • 232

Shoots:

Left

Born:

Aug. 19, 1981,
Thunder Bay, Ontario

Age:


29 (30 on 8/19/11)

Acquired:

Signed as a free agent,
Sept. 2, 2009

Drafted:

NY Islanders' 2nd choice
(1st round, 8th overall) in
the 1999 Entry Draft



Career vs. NHL

TEAM	GP	G	A	PTS	PIM
ANA	24	3	3	6	14
ATL	18	1	5	6	14
BOS	24	2	4	6	6
BUF	7	1	0	1	2
CGY	26	5	8	13	34
CAR	19	2	2	4	11
CHI	21	1	5	6	11
COL	26	8	7	15	21
CBJ	20	4	1	5	8
DAL	21	4	1	5	12
DET	20	3	1	4	8
EDM	27	4	1	5	21
FLA	18	2	3	5	22
L.A.	21	8	9	17	13
MIN	31	5	3	8	10
MTL	24	7	3	10	6
NSH	18	3	3	6	10
N.J.	22	2	3	5	10
NYI	15	1	3	4	24
NYR	18	0	8	8	8
OTT	26	3	6	9	12
PHI	16	2	3	5	4
PHX	17	4	1	5	8
PIT	16	0	8	8	13
S.J.	20	6	3	9	4
STL	20	3	7	10	20
T.B.	19	6	2	8	6
TOR	25	5	4	9	18
VAN	9	1	1	2	2
WSH	18	7	3	10	2
TOTALS	606	103	111	214	354

2009-10 Registered 12-11-23 in 74 games in his first season with Phoenix...Ranked 5th on the team with three GWGs...Finished with a career-high +13 rating to rank T-4th on the team... Scored the GWG vs. NSH, Apr. 7...Had a goal (the GWG), an assist and a fight while playing in his 600th NHL game, Mar. 27 vs. COL...Scored his 100th career NHL goal and added an assist and a +3 rating in win vs. VAN, Mar. 10...Collected two assists in win vs. NYR, Jan. 30...Picked up his 200th NHL point with a goal vs. ANA, Dec. 23...Scored a goal in three consecutive games, from Dec. 3-7, all Coyote wins...Scored the GWG in 2-1 win vs. CGY, Dec. 3...Scored his first goal as a Coyote at STL, Oct. 29...Activated from IR, Oct. 14; made his Coyotes debut vs. STL, Oct. 15 after missing first five games of the season due to injury...**2010 Playoffs:** Appeared in all seven of Phoenix's playoff games vs. DET, recording 1-1-2...Scored a goal in Game 5 win at DET, Apr. 25.

CAREER NOTES 2008-09: Recorded 10-9-19 and 43 PIM while appearing in 69 games with the Vancouver Canucks...Collected his 100th career assist on Apr. 2 vs. ANA...Scored his 10th

goal of the season at STL, Mar. 26...Notched the GWG vs. COL, Mar. 15...Logged a season-high 21:03 vs. MIN, Jan. 31...Scored a goal in back-to-back games, vs. CBJ on Jan. 18; at SJ, Jan. 20...Collected two assists at NYR, Nov. 19...Scored his first goal of the season at LA, Oct. 30...**2009 Playoffs:** Appeared in four games for Vancouver in the Western Conference Semi-Finals vs. CHI...**2007-08:** Appeared in 79 games with Vancouver, recording 16-21-37 and 60 PIM...Set career-highs in games played, assists, and PIM...Tied a career-high for most points in a season...Finished with eight multi-point games...Collected two assists vs. STL, Mar. 8...Registered a goal and an assist at TB, Jan. 31...Scored two goals vs. PHX, Jan. 11...Notched a goal and an assist vs. CGY, Dec. 27...Scored the shootout-deciding goal in win at PHX, Dec. 22...Had a goal and an assist at LA, Dec. 10...Notched two goals, including the game-winner, and was named the game's First Star at WSH, Oct. 26...**2006-07:** Registered 23-14-37 and 42 PIM in 76 games in his first season with Vancouver...Set career highs in goals, points and power play goals (9) and tied his career-high in game-winning goals (4)...Scored the GWG and added an assist at LA, Mar. 29...Scored two goals vs. VAN, Mar. 25...Scored his 15th goal, a new single-season career high, and had one assist at CGY, Feb. 3...Along with Trevor Linden, set a new Canucks franchise record for the fastest two power play goals as they scored 13 seconds apart, Jan. 13 at TOR...Recorded a career-high four-game goal streak (4-2-6) from Jan. 11-19...Notched his sixth goal and extended his point streak to five games (4-2-6), Oct. 27 vs. WSH...Scored four goals in a five-game span, Oct. 20-27...Recorded his first goal as a Canuck, Oct. 10 at MIN...**2007 Playoffs:** Recorded 2-4-6 in 12 postseason contests vs. DAL and ANA...Collected two assists vs. DAL, Apr. 17... Score the GWG vs. DAL, Apr. 15...**2005-06:** Appeared in 41 games with Buffalo, recording 6-6-12 and 33 PIM...Scored the GWG and added an assist at OTT, Apr. 8...Collected his second career hat trick on Nov. 17 vs. WSH...Recorded his first point of the season with an assist vs. PIT, Oct. 10...**2006 Playoffs:** Played 14 games in the 2006 Stanley Cup Playoffs with Buffalo, advancing to the Eastern Conference Finals...Recorded 0-5-5...Recorded an assist in Buffalo's ECSF series-clinching win at OTT, May 13...Made his NHL playoff debut vs. PHI, Apr. 30...**2003-04:** Registered 8-12-20 in 63 games with Buffalo...Set new career-highs with four GW goals and two SH goals in a single season...Notched two assists in his 250th career NHL game, Feb. 13 vs. LA...Scored his fourth GWG of the season vs. CAR, Dec. 26...Tied a career-high with three assists at ATL, Nov. 5...Recorded his second straight two-goal game, Oct. 24 at ANA after scoring twice at LA, Oct. 23...**2002-03:** Set career highs in goals (14), assists (14) and points (28) in 78 games played for Buffalo... Finished the season scoring nine points (6-3-9) in his last 10 games...Scored first career NHL hat trick in his return to the lineup after missing four games with a concussion, Mar. 28 vs. MTL...Scored goals on back-to-back nights vs. TB and at ATL, Mar. 14 and 15...Tied a career-high with three-game point streak (1-3-4), Oct. 17-22...**2001-02:** Recorded 10-10-20 in 48 games during his first season with Buffalo...Finished season with a three-game point streak (1-4-5) and recorded seven points in the final five games...Recorded three assists, establishing a career high for points in one game on Apr. 10 vs. PIT...Recorded his first career multi-goal game vs. TB, Jan. 25... Scored his first goal of the season and first as a Sabre, Jan. 3 at CGY...**2000-01:** Played in 78 games with the NY Islanders as a rookie, recording 4-14-18... Scored the game-winning goal and was +1 vs. CAR, Dec. 19...Recorded his first NHL goal, the GWG, on Nov. 27 vs. TB...Picked up his first NHL point (assist) on Oct. 27 vs. MTL...Made his NHL debut for the Islanders at TB, Oct. 6...**1999-00:** In his final season with Sudbury of the OHL, recorded 40-49-89 in 68 games to set career-highs in goals, assists and points...Ranked 3rd on his team and 8th in the OHL in scoring... Also notched 8-7-15 in 12 playoff games...**1998-99:** Registered 37-38-75 in 68 games for Sudbury (OHL)...**1997-98:** As an OHL rookie with Sudbury, recorded 14-17-31 in 58 games.

PERSONAL Favorite hockey player growing up was Mark Messier...Would be a firefighter if he didn't play hockey...Favorite hockey memory is playing the 2006 Eastern Conference Final with Buffalo...Favorite road city in the NHL is Montreal...Favorite band is Coldplay... Favorite T.V. show is HBO's Entourage...If he could meet one person, dead or alive, it would be Elvis...Enjoys golf and fishing in the off-season...Works and participates in the Thunder Bay Hockey Celebrity Golf Classic benefitting the Northern Cancer Fund in Northwestern Ontario...Favorite vacation spot is Cabo San Lucas, Mexico...Favorite tech gadget is his Mac Book...Favorite food is Steak...Has one dog named Ranger...Nickname is Pyzee.



Recorded a "Gordie Howe Hat Trick" (goal, assist and a fight) while playing in his 600th NHL game vs. Colorado on March 27, 2010

CAREER RECORD

SEASON	TEAM	LEAGUE	GP	G	REGULAR SEASON							PLAYOFFS				
					A	PTS	PP	SH	GW	+/-	PIM	GP	G	A	PTS	PIM
1997-98	Sudbury	OHL	58	14	17	31	-	-	-	-	104	10	3	1	4	8
1998-99	Sudbury	OHL	68	37	38	75	-	-	-	-	95	4	0	4	4	6
1999-00	Sudbury	OHL	68	40	49	89	9	5	8	47	98	12	8	7	15	25
2000-01	NY Islanders	NHL	78	4	14	18	1	0	2	-17	39	-	-	-	-	-
2001-02	Buffalo	NHL	48	10	10	20	0	0	0	4	35	-	-	-	-	-
	Rochester	AHL	27	6	4	10	0	0	3	-2	36	-	-	-	-	-
2002-03	Buffalo	NHL	78	14	14	28	2	0	0	-8	38	-	-	-	-	-
2003-04	Buffalo	NHL	63	8	12	20	1	2	4	-7	25	-	-	-	-	-
2004-05	Hammarby IF	Sweden	24	11	9	20	-	-	-	-	20	-	-	-	-	-
2005-06	Buffalo	NHL	41	6	6	12	0	0	1	-1	33	14	0	5	5	10
2006-07	Vancouver	NHL	76	23	14	37	9	0	4	5	42	12	2	4	6	6
2007-08	Vancouver	NHL	79	16	21	37	7	0	2	9	60	-	-	-	-	-
2008-09	Vancouver	NHL	69	10	9	19	0	0	1	0	43	4	0	0	0	2
2009-10	Phoenix	NHL	74	12	11	23	1	0	3	13	39	7	1	1	2	2
FRANCHISE TOTALS			74	12	11	23	1	0	3	13	39	7	1	1	2	2
NHL TOTALS			606	103	111	214	21	2	17	-2	354	37	3	10	13	20

CAREER HIGHLIGHTS

MOST GOALS/GAME:

3 – 2 times
(last 11/17/05 vs. WSH#)

MOST ASSISTS/GAME:

3 – 2 times
(last 11/5/03 vs. WSH#)

MOST POINTS/GAME:

3 – 4 times
(last 11/17/05 vs. WSH#)

MOST PIM/GAME:

10 – 10/2/02 vs. NY#

MOST SHOTS/GAME:

7 – 1/21/08 vs. MIN^

LONGEST GOAL STREAK:

4 games – 1/11/07 – 1/19/07^

LONGEST ASSIST STREAK:

3 games – 2 times
(last 10/17/02 – 10/22/02#)

LONGEST POINT STREAK:

6 games – 2 times
(last 1/11/07-1/28/0^)

CAREER HAT TRICKS:

2 – last 11/17/05 vs. ATL#

MULTIPLE POINT GAMES:

32 (last 3/27/10 vs. COL)

FIRSTS

FIRST COYOTES GAME:

10/15/09 vs. STL

FIRST COYOTES GOAL:

10/29/09 at STL

FIRST COYOTES ASSIST:

10/24/09 vs. LAK

FIRST NHL GAME:

5/3/95 at SJ*

FIRST NHL GOAL:

5/3/95 at SJ*

FIRST NHL ASSIST:

12/17/95 vs. OTT*

* w/ NYI, # w/ BUF, ^ w/ VAN

Defense

6'4" • 220

Shoots:

Left

Born:

Jan. 16, 1981,
St. Cloud, Minnesota

Age:

29 (30 on 1/16/11)

Acquired:

Signed as a free agent,
July 1, 2008

Drafted:

Colorado's 5th choice (3rd
round, 88th overall) in
2000 Entry Draft



2009-10 Appeared in the season opener at LA, Oct. 3, recording 16:32 TOI and a +1 rating at LA, Oct. 3...Sustained season-ending injury and missed the final 81 games.

CAREER NOTES **2008-09:** In his first season with Coyotes, recorded 1-6-7 and 36 PIM in 68 games...Set new career-high in points while tying his career-highs in goals and assists...Received Coyotes Man of the Year Award for community service...Ranked 2nd on the team in blocked shots (122) and 3rd in average ice time (20:37)...Scored his first goal of the season at SJ, Mar. 28...Collected an assist and tied his season-high with a +3 rating in win vs. VAN, Mar. 21...Had an assist and +3 rating in win at LA, Feb. 21...Missed 14 games due to injury from Jan. 13 to Feb. 14...Logged a season-high 25:50 TOI at CBJ, Nov. 26...Recorded his first point (assist) in a Coyotes uniform in win at ANA, Oct. 12...Made his Coyotes debut and logged 19:38 TOI in season opening win vs. CBJ...**2007-08:** Appeared in 54 games for the Colorado Avalanche, recording 1-5-6 and 41 PIM...Finished 2nd on the Avalanche in plus/minus with a +17 rating...

Tied career-highs in points and goals despite playing in only 54 games...Finished plus or even in 43 of his 54 games...Was a season-high +3 in a win vs. EDM, Mar. 13...Missed two months and 28 games due to a neck injury, Dec. 1-Feb. 1...Suffered the injury on Nov. 30 at SJ...Placed on Injured Reserve, Dec. 2 (retro to Nov. 30) and activated on Jan. 31...Registered an assist in back-to-back games, Nov. 24 (vs. CGY) and Nov. 28 (vs. EDM)...Scored his first goal of the season vs. CGY, Oct. 16...**2008 Playoffs:** Appeared in all 10 of Colorado's playoff games...Recorded one goal and eight PIM...Registered 26:43 TOI vs. MIN in Game 3 of their WCQF series, Apr. 14...**2006-07:** Set a career-high in assists (6) and matched his career best in points (6) while playing only 48 games for Colorado...Appeared in 45 of the last 46 games for the Avalanche after dressing in only three of the first 36 contests due to injury...Colorado was 6-0-0 when Sauer notched a point...Skated in his 200th NHL game vs. DET, Jan. 20...Assisted on Joe Sakic's 600th career goal for his first point of the season at CGY, Feb. 15...Logged a career-high 29:04 TOI at BUF on Mar. 7, the most minutes by any Avalanche player in 2006-07...**2005-06:** Skated in 37 games with the Avalanche, notching a goal and four assists with a +5 rating...Played in each of the last 28 contests after replacing an injured Ossi Vaananen in the lineup...Notched his only goal of the season vs. NSH, Oct. 12...Did not dress in 26 straight games from Oct. 19 to Dec. 12...Was sent to Lowell (AHL) for a conditioning assignment on Dec. 16...Played in four games for the Lock Monsters (no points) before returning to the Avalanche on Dec. 22...**2006 Playoffs:** Appeared in all nine playoff games for the Avalanche...**2003-04:** Appeared in 55 games for Anaheim, recording 1-4-5 and 32 PIM...Was acquired by Colorado on Feb. 21 and made his Avalanche debut on Feb. 22 at MIN...Registered his first point/assist with Colorado vs. PHX, Mar. 14...Missed the final seven games of the regular season with a groin injury...Appeared in his 100th NHL game on Dec. 3 vs. DET...Scored a goal and had a shorthanded assist for his first career multiple-point game on Dec. 7 vs. DAL...**2004 Playoffs:** Played in three postseason games for the Avs, all in the second round against San Jose...**2002-03:** Established a Mighty Ducks franchise record for most games played by a rookie, appearing in 80 contests in his first NHL campaign...Ranked 5th among all NHL rookies in games and 10th in average time on ice (18:33)...Scored his first NHL goal vs. DET, Mar. 9...Missed two games, Feb. 25-26, to be with his wife, Carmen, who gave birth to the couple's first child at 6:10 a.m. on Feb. 24 (Kohl Christopher Sauer)...Recorded his first NHL point with an assist at NYR, Nov. 19...Logged a team-high 23:05 TOI in his NHL debut at STL, Oct. 10...**2003 Playoffs:** Played in all 21 postseason games with Anaheim, tallying one goal and one assist with a +3 rating...Scored a shorthanded, GWG in Game 2 (WCF) at MIN...Sauer's shorthanded tally was the first by a rookie defenseman in the Stanley Cup Playoffs since Trent Yawney scored for Chicago against St. Louis on Apr. 24, 1989...**2001-02:** Spent his third straight season with Spokane (WHL), where he was named a second-team All-WHL Western Conference defenseman and named to the Western Conference All-Star Team for the second consecutive year...Led the Spokane Chiefs with a +24 rating...Recorded 4-20-24 in 61 games...**2000-01:** Registered 5-10-15 in 48 games for Spokane...Was selected as an alternate captain for the Spokane Chiefs...Named a Western Conference first team All-Star defenseman...Also named a second team All-Star...**1999-00:** Appeared in the WHL Finals his rookie year in Spokane, collecting 2-1-3 in 15 playoff games after notching 3-12-15 in 71 regular season games...Was named the Chiefs Co-Rookie of the Year...Was just the second Spokane defenseman to be named a First Team All-Star (Bryan McCabe being the other in 1994).

Career vs. NHL

TEAM	GP	G	A	PTS	PIM
ANA	13	0	1	1	15
ATL	6	0	0	0	0
BOS	4	0	0	0	2
BUF	5	0	1	1	2
CGY	31	1	6	7	26
CAR	5	0	0	0	2
CHI	18	0	0	0	11
COL	11	0	0	0	8
CBJ	16	0	1	1	13
DAL	21	1	1	2	11
DET	16	1	0	1	6
EDM	27	0	2	2	18
FLA	4	0	1	1	4
L.A.	17	0	1	1	15
MIN	27	0	3	3	15
MTL	4	0	0	0	5
NSH	15	1	0	1	2
N.J.	5	0	0	0	0
NYI	4	0	0	0	4
NYR	4	0	2	2	2
OTT	4	0	1	1	2
PHI	3	0	0	0	0
PHX	19	0	2	2	19
PIT	3	0	0	0	4
STL	18	0	1	1	10
S.J.	23	1	2	3	15
T.B.	4	0	0	0	4
TOR	4	0	0	0	0
VAN	23	0	3	3	33
WSH	3	0	0	0	2
TOTALS	357	5	28	33	250

PERSONAL Kurt and his wife, Carmen, have four children, Kohl (6), Kasen (4), Kade (3) and Kruz (1)...His father, Curt, pitched in the Minnesota Twins organization...Has five brothers and sisters...Younger brother, Michael, was drafted by the New York Rangers in the second round (40th overall) of the 2005 Entry Draft, and spent last season with the Hartford Wolf Pack (AHL)...Another of his brothers, Kent, was drafted in the third round in 1998 by Nashville, while brother Craig played in the NFL for both the Minnesota Vikings and Atlanta Falcons...Likes to spend the off-season with his family and fishing...His favorite fishing spot is Watab Lake...If not a hockey player, Kurt would be a teacher...His first job was bagging groceries.



PACK FACT
 Played in the 2003 Stanley Cup Finals as a rookie with Anaheim

CAREER RECORD

SEASON	TEAM	LEAGUE	GP	G	REGULAR SEASON							PLAYOFFS				
					A	PTS	PP	SH	GW	+/-	PIM	GP	G	A	PTS	PIM
1998-99	North Iowa	USHL	52	1	4	5	-	-	-	-	67	-	-	-	-	-
1999-00	Spokane	WHL	71	3	12	15	-	-	-	-	48	15	2	1	3	8
2000-01	Spokane	WHL	48	5	10	15	-	-	-	-	85	3	1	0	1	2
2001-02	Spokane	WHL	61	4	20	24	-	-	-	-	73	11	0	3	3	12
2002-03	Anaheim	NHL	80	1	2	3	0	0	0	-23	74	21	1	1	2	6
2003-04	Anaheim	NHL	55	1	4	5	0	0	0	-8	32	-	-	-	-	-
	Colorado	NHL	14	0	1	1	0	0	0	-3	19	3	0	0	0	0
2004-05	Did Not Play															
2005-06	Colorado	NHL	37	1	4	5	0	0	0	5	24	9	0	0	0	4
	Lowell	AHL	4	0	0	0	-	-	-	-	0	-	-	-	-	-
2006-07	Colorado	NHL	48	0	6	6	0	0	0	-3	24	-	-	-	-	-
2007-08	Colorado	NHL	54	1	5	6	0	0	0	17	41	10	1	0	1	8
2008-09	Phoenix	NHL	68	1	6	7	0	0	0	-1	36	-	-	-	-	-
2009-10	Phoenix	NHL	1	0	0	0	0	0	0	1	0	-	-	-	-	-
FRANCHISE TOTALS			69	1	6	7	0	0	0	0	36	-	-	-	-	-
NHL TOTALS			357	5	28	33	0	0	0	-15	250	43	2	1	3	18

CAREER HIGHLIGHTS

MOST GOALS/GAME:
 1 – 5 times (last 3/28/09 at SJ)

MOST ASSISTS/GAME:
 1 – 28 times
 (last 3/21/09 vs. VAN)

MOST POINTS/GAME:
 2 – 12/7/03 vs. DAL*

MOST PIM/GAME:
 15 – 3/8/04 at VAN#

MOST SHOTS/GAME:
 3 – 10 times
 (last 11/5/07 vs. CGY#)

LONGEST GOAL STREAK:
 None

LONGEST ASSIST STREAK:
 2 games – 2 times
 (last 11/24/07-11/28/07#)

LONGEST POINT STREAK:
 2 games – 3 times
 (last 11/24/07-11/28/07#)

CAREER HAT TRICKS:
 None

MULTIPLE POINT GAMES:
 1 – 12/7/03 vs. DAL*

FIRSTS

FIRST COYOTES GAME:
 10/11/08 vs. CBJ

FIRST COYOTES GOAL:
 3/28/09 at SJ

FIRST COYOTES ASSIST:
 10/12/08 at ANA

FIRST NHL GAME:
 10/10/02 at STL*

FIRST NHL GOAL:
 3/9/03 vs. DET*

FIRST NHL ASSIST:
 11/19/02 at NYR*

* w/ ANA, # w/ COL

Defense

6'1" • 195

Shoots:

Left

Born:

May 7, 1987,
Edmonton, Alberta

Age:

23 (24 on 5/7/11)

Acquired:

Signed as a free agent,
July 19, 2007

Drafted:

Not Drafted



2009-10 Played in 55 games for San Antonio, recording 5-26-31 and 30 PIM...Ranked 3rd in scoring among Rampage defensemen...Set AHL career-highs in assists, points and PIM...Also played in 17 games for the Coyotes, collecting 1-4-5 and a +1 rating...Recorded an assist in back-to-back games, at CGY (Nov. 25) and vs. DAL (Nov. 27)...Earned an assist at MIN, Nov. 18...Logged a career-high 24:19 TOI vs. TB, Nov. 16...Scored his first career NHL goal in win vs. DAL and was +3, Nov. 14...Made his season debut for the Coyotes vs. CHI on Nov. 5, recording an assist and three shots on goal...Finished the AHL season with seven multi-point games...Scored two goals at Chicago Wolves, Feb. 17...Recorded a goal and two assists vs. Peoria, Mar. 17...Collected two assists in each of the last two games of the AHL season (Apr. 10 vs. Rockford; Apr. 11 vs. Houston).

CAREER NOTES 2008-09: Appeared in 68 games with San Antonio (AHL), recording 7-22-29 and 20 PIM...Also played in three games with the Coyotes and notched one assist...Recorded

his first career NHL point while logging 20:09 TOI vs. CAR, Feb. 7...Made his NHL debut at NSH, Feb. 3...Ranked 2nd among Rampage defensemen in points...Recorded two game-winning goals and five multi-point games...Registered a four-game point streak (0-5-5) from Oct. 15-25...**2007-08:** Appeared in 58 games for the Arizona Sundogs (CHL), recording 10-29-39 and 24 PIM...Ranked 4th among Sundog defensemen in points (29)...Played in 14 playoff games, helping lead Arizona to the CHL President's Cup Championship...Recorded 3-5-8 during the postseason...Also appeared in one regular season game for San Antonio (AHL)...**2006-07:** Registered 8-50-58 and 78 PIM in 64 games with Medicine Hat (WHL)...Ranked 1st among WHL defensemen in assists and 5th in points...Named to the WHL Eastern Conference All-Star Second Team...Registered 3-13-16 in 23 playoff games while helping lead Medicine Hat to the WHL Championship and a berth in the Memorial Cup finals...**2005-06:** Finished with 9-35-44 and 44 PIM in 69 games with Medicine Hat...Added 2-5-7 and 15 PIM in 13 playoff games...**2004-05:** Collected 5-24-29 and 23 PIM in 65 games in his first WHL season with Medicine Hat.

PERSONAL Favorite hockey player growing up was Niklas Lidstrom...Favorite hockey memory is scoring his first NHL goal...Got married and bought his first house over the summer...Enjoys spending time with his family and playing golf...Favorite TV show is 'Hell's Kitchen'...Favorite movie is 'Old School'...Nickname is 'Schlemer'.

Career vs. NHL

TEAM	GP	G	A	PTS	PIM
ANA	3	0	0	0	2
ATL	-	-	-	-	-
BOS	-	-	-	-	-
BUF	-	-	-	-	-
CGY	2	0	1	1	4
CAR	1	0	1	1	0
CHI	1	0	1	1	0
COL	-	-	-	-	-
CBJ	-	-	-	-	-
DAL	2	1	1	2	0
DET	1	0	0	0	0
EDM	1	0	0	0	0
FLA	-	-	-	-	-
L.A.	1	0	0	0	0
MIN	1	0	1	1	2
MTL	1	0	0	0	0
NSH	1	0	0	0	0
N.J.	-	-	-	-	-
NYI	-	-	-	-	-
NYR	-	-	-	-	-
OTT	1	0	0	0	0
PHI	1	0	0	0	0
PHX	-	-	-	-	-
PIT	-	-	-	-	-
S.J.	1	0	0	0	0
STL	1	0	0	0	0
T.B.	1	0	0	0	0
TOR	-	-	-	-	-
VAN	-	-	-	-	-
WSH	-	-	-	-	-
TOTALS	20	1	5	6	8



Scored his first NHL goal on
Nov. 14, 2009 vs. Dallas

CAREER RECORD

SEASON	TEAM	LEAGUE	GP	G	REGULAR SEASON							PLAYOFFS				
					A	PTS	PP	SH	GW	+/-	PIM	GP	G	A	PTS	PIM
2004-05	Medicine Hat	WHL	65	5	24	29	1	1	1	15	23	13	0	3	3	10
2005-06	Medicine Hat	WHL	69	9	35	44	6	0	0	17	44	13	2	5	7	15
2006-07	Medicine Hat	WHL	64	8	50	58	5	0	3	12	78	23	3	13	16	12
2007-08	San Antonio	AHL	1	0	0	0	0	0	0	0	4	-	-	-	-	-
	Arizona	CHL	58	10	29	39	8	0	1	12	24	14	3	5	8	6
2008-09	San Antonio	AHL	68	7	22	29	3	0	2	-15	20	-	-	-	-	-
	Phoenix	NHL	3	0	1	1	0	0	0	-2	0	-	-	-	-	-
2009-10	San Antonio	AHL	55	5	26	31	2	1	0	-4	30	-	-	-	-	-
	Phoenix	NHL	17	1	4	5	0	0	0	1	8	-	-	-	-	-
FRANCHISE AND NHL TOTALS			20	1	5	6	0	0	0	-1	8	-	-	-	-	-

CAREER HIGHLIGHTS

MOST GOALS/GAME:

1 – 11/14/09 vs. DAL

MOST ASSISTS/GAME:

1 – 6 times
(last 11/27/09 vs. DAL)

MOST POINTS/GAME:

1 – 6 times
(last 11/27/09 vs. DAL)

MOST PIM/GAME:

2 – 4 times
(last 12/3/09 vs. CGY)

MOST SHOTS/GAME:

3 – 11/5/09 vs. CHI

LONGEST GOAL STREAK:

None

LONGEST ASSIST STREAK:

2 games – 11/25/09-11/27/09

LONGEST POINT STREAK:

2 games – 11/25/09-11/27/09

CAREER HAT TRICKS:

None

MULTIPLE POINT GAMES:

None

FIRSTS

FIRST COYOTES GAME:

2/3/09 at NSH

FIRST COYOTES GOAL:

11/14/09 vs. DAL

FIRST COYOTES ASSIST:

2/7/09 vs. CAR

FIRST NHL GAME:

2/3/09 at NSH

FIRST NHL GOAL:

11/14/09 vs. DAL

FIRST NHL ASSIST:

2/7/09 vs. CAR

Right Wing 6'0" • 195

Shoots:
Right

Born:
Feb. 4, 1983,
West Seneca, New York

Age:
27 (28 on 2/4/11)

Acquired:
From Toronto for Matt Jones, a 4th round choice and a 7th round choice in the 2010 Entry Draft, Mar. 3, 2010

Drafted:
St. Louis' 7th choice (5th round, 148th overall) in the 2003 NHL Entry Draft.

Career vs. NHL

TEAM	GP	G	A	PTS	PIM
ANA	13	4	8	12	6
ATL	8	4	2	6	6
BOS	8	3	2	5	4
BUF	14	2	4	6	10
CGY	16	6	5	11	10
CAR	9	5	2	7	0
CHI	26	13	10	23	16
COL	15	5	7	12	4
CBJ	25	4	13	17	6
DAL	13	4	6	10	4
DET	24	5	5	10	8
EDM	15	6	5	11	6
FLA	10	2	0	2	0
L.A.	15	2	7	9	8
MIN	14	3	4	7	10
MTL	10	1	2	3	4
NSH	25	5	6	11	13
N.J.	7	1	2	3	0
NYI	9	3	3	6	5
NYR	6	0	3	3	4
OTT	11	0	2	2	4
PHI	8	4	1	5	8
PHX	12	0	1	1	10
PIT	9	1	3	4	0
STL	16	3	2	5	2
S.J.	1	0	0	0	0
T.B.	9	3	3	6	0
TOR	2	0	0	0	0
VAN	15	4	3	7	2
WSH	9	3	2	5	4
TOTALS	374	96	113	209	154



2009-10 Finished the season with 28-20-48 in 80 total games with Phoenix and Toronto... Set a new career-high with 28 goals to lead the Coyotes...Registered 14-4-18 in 18 games with Phoenix to close the regular season...Scored his 28th goal of the season at SJ, Apr. 10...Named NHL First Star for the Month of March after scoring NHL-leading 13 goals in 14 games to begin his tenure with the Coyotes...Matched the career-high he set in 2006-07 with St. Louis by scoring his 27th goal of the season on Mar. 31 at CGY...Recorded his fourth two-goal game with Coyotes and added an assist, Mar. 27 vs. COL...Scored 10th goal as a Coyote at NSH, Mar. 25...Extended his point streak to career-high nine games (9-3-11) with two goals vs. CHI, Mar. 20...Named NHL's 2nd Star for week ending Mar. 14...Notched his 20th goal of the season by scoring in his third straight game on Mar. 14 at ATL...Recorded second straight two-goal game on Mar. 13 at CAR...Scored two goals in win vs. VAN, Mar. 10...Scored a goal 6:13 into his Coyotes debut in 3-1 win vs. COL, Mar. 4...Had recorded 14-16-30 in 62 games with Toronto prior to trade on Mar. 3...Registered 1-2-3 and was named first star Dec. 27 at PIT...Scored a goal and registered his 100th career NHL assist on Dec. 7 vs. ATL...Registered a career-high four points (1-3-4) on Oct. 26 at ANA...Played in his 300th NHL game on Oct. 13 vs. COL...**2010 Playoffs:** Collected two assists while appearing in all seven of Phoenix's games vs. DET...Picked up his first career postseason point with an assist in Game 3 win at DET, Apr. 18...Made his NHL playoff debut in Game 1 of WCQF vs. DET, Apr. 14.

CAREER NOTES **2008-09:** Played in 61 games for the Toronto Maple Leafs, collecting 11-20-31 with 31 PIM...Acquired from St. Louis on Nov. 24 in exchange for Alex Steen and Carlo Colaiacovo...Played in 14 games with St. Louis prior to trade, registering 3-10-13...Registered a four-game point streak (2-2-2) from Mar. 10-17...Tied his career-high with three assists at NYR, Feb. 22, for his second three-assist game of the season...Scored his first Maple Leafs goal on Nov. 29 vs. PHI...Played his first game with the Maple Leafs and collected first Maple Leaf point (assist) on Nov. 25 vs. ATL...Collected a career-high-tying three assists at CHI, Nov. 14...Registered a career-high five-game assist streak from Nov. 6-16...Missed four games due to injury (Oct. 11-18)...**2007-08:** Skated in 80 games for St. Louis, recording 13-25-38 and a career-high 40 PIM...Ranked 5th on the team in points...Played in his 200th career NHL game on Feb. 24 at PHX...Notched his 100th career NHL point (assist) at BOS, Dec. 22...Scored the GWG vs. DET, Dec. 20...Compiled a six-game point streak (4-3-7) from Nov. 30-Dec. 11...Scored a goal in three straight games, Nov. 30-Dec. 4...Collected two assists for his first points of the season, Oct. 6 at LA...**2006-07:** Set career-highs in goals (27), assists (25), points (52)...Ranked 1st on the team with 27 goals and 2nd on the team with 52 points...Also ranked 3rd with 166 shots...Was one of four Blues players to skate in all 82 games...Finished with 14 multi-point games on the season...Scored four goals in a three-game span, Mar. 29 to Apr. 2...Scored two goals at CGY, Mar. 12...Netted his 20th goal of the season, the GWG, at NYI, Mar. 1...Played in his 100th career NHL game on Jan. 10 at NJ...Posted a career-high seven-game point streak (3-5-8) from Dec. 26-Jan. 9...Scored a career-high three points (2-1-3) on Oct. 21 at CHI...Scored his first goal of the season in season opener at SJ, Oct. 5...**2005-06:** Appeared in 57 games with St. Louis as a rookie, recording 14-13-27...Registered a five-game point streak from Feb. 10-March 5, tallying 4-3-7 over the span...Recorded his first career multi-goal game (2g) and added the shootout-deciding goal vs. CHI, Feb. 2...Scored the game-tying goal and the shootout-deciding goal on Jan. 30 vs. CGY...Notched his first career multi-point game (1-1-2), including his first career game-winning goal on Nov. 16 at CBJ...Tallied his first career NHL goal on Nov. 4 vs. EDM...Registered his first career point (assist) on Nov. 2 vs. CHI...Made his NHL debut on Oct. 6 vs. DET...Also played in 26 games for Peoria of the AHL, collecting 8-7-15...Registered three assists in three playoff games for Peoria...**2004-05:** Captained Dartmouth University during his senior year and helped the club rank first in the Eastern Collegiate Athletic Conference (ECAC) in scoring offense and 6th in the nation as the Big Green scored 120 goals in 35 games...Ranked 1st on the team and in the Ivy League in points (43) and assists (29)...Was 4th on the team, 6th in the Ivy League and 14th in the ECAC with 14 goals...Finished 3rd in the ECAC in points...Ranked 18th among all NCAA players in average points per game (1.23) and 9th in average assists per game (0.83)...Named Second Team All-America and First Team All-ECAC and All-Ivy...Selected to both ECAC and Ivy League's All-Academic teams...Named to ESPN The Magazine/CoSIDA Academic All-District At-Large Team for the second straight year...Won Dartmouth's Kenneth Archibald Prize as the best all-around student athlete and was awarded the Alfred E. Watson Trophy as Dartmouth's Outstanding Male Athlete of the Year...Was co-recipient of the Phelan MVP Award...Received the Friends of Dartmouth Hockey Leading Scorer Award...Named to the New England Hockey Writers All-Star Team as voted on by the New England Hockey Writers Association...Was named to Inside College Hockey's ECAC All-Conference Team...Did not miss a single game in his four seasons at Dartmouth and played in his 131st college game on March 5 vs. Yale, passing Trevor Byrne on Dartmouth's all-time games-played list and finished as the school's all-time leader with 135...Is only one of 11 Dartmouth players to be in both the 50-goal and 50-assist club...Led Dartmouth in scoring for three straight seasons (2002-03 through 2004-05)...Graduated from Dartmouth ranking 4th in school history in points (151), 10th in goals (63) and 3rd in assists (88)...**2003-04:** Played in his third season at Dartmouth, posting 16-22-38 and 42 PIM...Ranked 7th in the ECAC in points (38), 9th in goals (16) and T-4th in assists (22)...Led the Ivy League in points and finished T-3rd in goals and assists...Finished 1st on the club in points and was T-1st in goals and assists...Finished 16th in the NCAA in points...Led the team with 11 multi-point games...Was a first team selection to the JOFA All-Americans...Earned All-Ivy and All-ECAC honors, being named to the first team on both squads and was Academic All-ECAC and All-Ivy...Named to the CoSIDA Academic All-District Team...Received the Phelan Award given to Dartmouth's hockey most valuable player...Notched his 100th point (assist) at Dartmouth on Feb. 21 vs. Yale, making him the 30th Big Green player to accomplish the feat and the first since 1979 to do it in his junior year...Named captain of Dartmouth for the 2004-2005 season...**2002-03:** Skated in 34 games in his sophomore season at Dartmouth, ranking 1st on the team and 2nd in the ECAC with 21-28-49...Ranked 2nd on the team and 4th in the ECAC in goals (21) and was T-1st on the team and T-5th in the ECAC with 28 assists...Was an Honorable Mention for both the ECAC and All-Ivy Teams...**2001-02:** Selected to the ECAC All-Rookie team, finishing 6th on the team in scoring with 12-9-21...Was T-2nd on the team with 12 goals.

INTERNATIONAL CAREER **2009:** Represented the United States at the World Championship for the third straight year...Played in nine games for Team USA, scoring two goals and collecting six PIM...**2008:** Appeared in seven games for Team USA at the 2008 World Championship, recording three assists...**2007:** Played in seven games for Team USA at World Championship, leading the team in goals (6), points (10) and penalty minutes (27).

PERSONAL Enjoys golfing, reading and fishing...Put on his first pair of skates at the age of four...His favorite foods are sword fish and steak...His hockey idols growing up were Steve Yzerman and Dave Andreychuk...The Killers are his favorite band...Other favorites include Forrest Gump (movie), The Alchemist by Paulo Coelho (book), Nantucket, RI (place to visit), and Roger Federer (athlete).



Scored 13 goals in his first 14 games with the Coyotes last season on his way to being named the NHL's First Star for the Month of March

CAREER RECORD

SEASON	TEAM	LEAGUE	GP	G	REGULAR SEASON							PLAYOFFS				
					A	PTS	PP	SH	GW	+/-	PIM	GP	G	A	PTS	PIM
2001-02	Dartmouth	ECAC	32	12	9	21	-	-	-	-	8	-	-	-	-	-
2002-03	Dartmouth	ECAC	34	21	28	49	-	-	-	-	32	-	-	-	-	-
2003-04	Dartmouth	ECAC	34	16	22	38	-	-	-	-	42	-	-	-	-	-
2004-05	Dartmouth	ECAC	35	14	29	43	-	-	-	-	34	-	-	-	-	-
2005-06	St. Louis	NHL	57	14	13	27	5	0	2	-10	22	-	-	-	-	-
	Peoria	AHL	26	8	7	15	2	0	0	5	32	3	0	3	3	2
2006-07	St. Louis	NHL	82	27	25	52	8	0	4	-2	33	-	-	-	-	-
2007-08	St. Louis	NHL	80	13	25	38	3	0	2	0	40	-	-	-	-	-
2008-09	St. Louis	NHL	14	3	10	13	0	0	1	-3	2	-	-	-	-	-
	Toronto	NHL	61	11	20	31	3	0	0	-9	31	-	-	-	-	-
2009-10	Toronto	NHL	62	14	16	30	5	1	1	-10	18	-	-	-	-	-
	Phoenix	NHL	18	14	4	18	4	0	1	10	8	7	0	2	2	0
FRANCHISE TOTALS			18	14	4	18	4	0	1	10	8	7	0	2	2	0
NHL TOTALS			374	96	113	209	28	1	11	-24	154	7	0	2	2	0

CAREER HIGHLIGHTS

MOST GOALS/GAME:

2 – 10 times
(last 3/27/10 vs. COL)

MOST ASSISTS/GAME:

3 – 3 times
(last 10/26/09 at ANA#)

MOST POINTS/GAME:

4 – 10/26/09 at ANA#

MOST PIM/GAME:

6 – 2 times
(last 10/27/07 vs. MIN*)

MOST SHOTS/GAME:

8 – 2 times (last 11/23/09#)

LONGEST GOAL STREAK:

3 games – 2 times
(last 3/10/10-3/14/10)

LONGEST ASSIST STREAK:

5 games – 11/5/08-11/14/08*

LONGEST POINT STREAK:

9 games - 3/2/10 – 3/20/10

CAREER HAT TRICKS:

None

MULTIPLE POINT GAMES:

37 (last 3/27/10 vs. COL)

FIRSTS

FIRST COYOTES GAME:

3/4/10 vs. COL

FIRST COYOTES GOAL:

3/4/10 vs. COL

FIRST COYOTES ASSIST:

3/6/10 vs. ANA

FIRST NHL GAME:

10/6/05 vs. DET*

FIRST NHL GOAL:

11/4/05 vs. EDM*

FIRST NHL ASSIST:

11/2/05 vs. CHI*

* w/ STL, # w/ TOR

Right Wing

6'2" • 187

Shoots:

Right

Born:

May 12, 1988,
Riga, Latvia

Age:

22 (23 on 5/12/11)

Acquired:

Phoenix's 2nd choice (1st round, 28th overall) in the 2008 Entry Draft



2009-10 Began the season with San Antonio of the AHL...Recorded 2-6-8 in 18 games...Also posted a +5 rating...Collected a goal and an assist at Lake Erie, Oct. 13...Loaned to Severstal Cherepovets of the Kontinental Hockey League (KHL) on Nov. 28...Appeared in 25 games for Cherepovets, recording 14 goals and one assist...His +11 rating led the team while his 14 goals ranked T-2nd on the team...Of his 14 goals, six were scored on the power play and two were game-winners...Upon the completion of the KHL season, was recalled to the Coyotes on Mar. 13...Remained with the team for the rest of the season but did not appear in a game.

CAREER NOTES

2008-09: Appeared in 61 games for the Coyotes as a rookie, recording 8-8-16 and 20 PIM...Ranked T-2nd among Coyotes rookies in goals and 3rd in points... Scored the shootout-deciding goal in the season finale vs. ANA, Apr. 11...Collected two assists vs. DAL, Mar. 30...Scored a goal in win vs. VAN, Mar. 21...Notched a goal and an assist in win at LA, Feb. 21... Scored a goal in win vs. ATL, Feb. 19...Registered a season-high three points on two goals and an

assist for his first multi-goal and multi-point game vs. CGY, Feb. 14...Appeared in four games for San Antonio (AHL) after being activated from Injured Reserve on Feb. 9...Recorded 2-1-3 in four games with Rampage...Recalled to Phoenix, Feb. 9...Missed 10 games due to injury from Jan. 10 to Feb. 3...Scored the GWG in 3rd period of a 3-2 win at CBJ, Nov. 26...Scored his first career NHL goal in win vs. SJ, Nov. 9...Picked up his first NHL point (assist) in win vs. PIT, Oct. 30...Recorded a season-high five shots on goal at OTT, Oct. 17...Made his NHL debut vs. CBJ, Oct. 11...**2007-08:** Played in 43 games for Cherepovets (Russia), recording 7-5-12 and 43 PIM...Also appeared in eight playoff games, collecting one assist...Won a bronze medal with Team Russia at the 2008 World Junior Championships...Named Best Forward of the tournament and to the tournament's All-Star team after collecting 5-2-7 in seven games...**2006-07:** Played in four games for Cherepovets...**2005-06:** Appeared in 36 games for Dmitrov (Russia-2), collecting 6-8-14 and 10 PIM.

INTERNATIONAL CAREER 2008: Represented Russia at the 2008 World Junior Championship...Named Best Forward and to the tournament's All-Star Team...Recorded 5-2-7 in seven games while leading Russia to a bronze medal.

PERSONAL Nickname is "Teeks"...His favorite hockey player growing up was Pavel Bure...Lists golf, bowling and video games as his favorite hobbies...Would like to be a pro golfer if he weren't a hockey player...Favorite TV show is "Lost" and his favorite vacation spot is Hawaii.

Career vs. NHL

TEAM	GP	G	A	PTS	PIM
ANA	3	0	0	0	2
ATL	1	1	0	1	0
BOS	1	0	0	0	2
BUF	1	0	0	0	0
CGY	3	2	2	4	0
CAR	1	0	0	0	0
CHI	3	0	0	0	2
COL	3	0	0	0	0
CBJ	4	1	0	1	0
DAL	4	0	3	3	4
DET	1	0	0	0	0
EDM	3	0	0	0	4
FLA	1	0	0	0	0
L.A.	4	1	1	2	0
MIN	3	0	0	0	0
MTL	1	0	0	0	0
NSH	3	0	0	0	0
N.J.	1	0	0	0	0
NYI	2	1	0	1	2
NYR	1	0	0	0	0
OTT	1	0	0	0	0
PHI	1	0	0	0	0
PHX	-	-	-	-	-
PIT	1	0	1	1	0
STL	4	0	0	0	2
S.J.	4	1	0	1	0
T.B.	1	0	0	0	0
TOR	1	0	1	1	0
VAN	3	1	0	1	2
WSH	1	0	0	0	0
TOTALS	61	8	8	16	20



Was named Best Forward
at the 2008 World Junior
Championship

CAREER RECORD

SEASON	TEAM	LEAGUE	GP	G	REGULAR SEASON							PLAYOFFS				
					A	PTS	PP	SH	GW	+/-	PIM	GP	G	A	PTS	PIM
2005-06	Dmitrov	Russia-2	36	6	8	14	-	-	-	-	10	-	-	-	-	-
2006-07	Cherepovets	Russia	4	0	0	0	-	-	-	-	0	-	-	-	-	-
2007-08	Cherepovets	Russia	43	7	5	12	-	-	-	-	43	8	0	1	1	4
2008-09	Phoenix	NHL	61	8	8	16	1	0	1	-3	20	-	-	-	-	-
	San Antonio	AHL	4	2	1	3	0	0	0	2	0	-	-	-	-	-
2009-10	San Antonio	AHL	18	2	6	8	0	0	0	5	12	-	-	-	-	-
	Cherepovets	KHL (Russia)	25	14	1	15	6	0	2	11	12	-	-	-	-	-
FRANCHISE AND NHL TOTALS			61	8	8	16	1	0	1	-3	20	-	-	-	-	-

CAREER HIGHLIGHTS

MOST GOALS/GAME:

2 – 2/14/09 vs. CGY

MOST PIM/GAME:

4 – 12/22/08 at EDM

LONGEST ASSIST STREAK:

None

MOST ASSISTS/GAME:

2 – 3/30/09 vs. DAL

MOST SHOTS/GAME:

5 – 10/17/08 at OTT

LONGEST POINT STREAK:

2 games – 2/19/09 – 2/21/09

MOST POINTS/GAME:

3 – 2/14/09 vs. CGY

LONGEST GOAL STREAK:

2 games – 2/19/09-2/21/09

CAREER HAT TRICKS:

None

MULTIPLE POINT GAMES:

3 (last 3/30/09 vs. DAL)

FIRSTS

FIRST COYOTES GAME:

10/11/08 vs. CBJ

FIRST NHL GAME:

10/11/08 vs. CBJ

FIRST COYOTES GOAL:

11/9/08 vs. SJ

FIRST NHL GOAL:

11/9/08 vs. SJ

FIRST COYOTES ASSIST:

10/30/08 vs. PIT

FIRST NHL ASSIST:

10/30/08 vs. PIT

Center

6'1" • 187

Shoots:
Right

Born:
Aug. 14, 1989,
New Westminster,
British Columbia

Age:
21 (22 on 8/14/11)

Acquired:
Phoenix's 1st choice (1st
round, 3rd overall) in the
2007 Entry Draft



2009-10 Spent the season with the San Antonio Rampage of the AHL, recording 24-39-63 and 60 PIM in 76 games...Led the team in assists and ranked 2nd in points and 3rd in goals...Recorded 28 of his 63 points over the season's final 24 games, including 15 points (3-12-15) in the month of March...Finished with 14 multi-point games...Compiled a six-game goal/point streak (6-3-9) from Feb. 21 to Mar. 3...Recorded at least one point in 10 of 14 games during February, finishing the month with 7-5-12.

CAREER NOTES 2008-09: Appeared in 63 games with the Coyotes as a rookie, registering 8-12-20 and 21 PIM...Ranked 2nd among Coyotes rookies in scoring and T-2nd among all NHL rookies in game-winning goals (3)...Finished with four multi-point games...Also appeared in eight games with San Antonio (AHL) where he recorded 4-3-7...Tallied a season-high four points on two goals and two assists in a 4-3 win vs. SJ, Mar. 17...Recalled to Phoenix on Mar. 2 after being assigned to San Antonio on Feb. 12...Collected two assists at EDM, Jan. 18...Scored the

shootout-deciding goal in a 1-0 victory vs. DAL, Jan. 10...Scored both goals in a 2-1 win vs. NSH, Dec. 18...Skated a season-high 17:55 at CHI, Dec. 7...Began the season with a three-game point streak (1-3-4) from Oct. 11-15...Scored his first career NHL goal and added an assist in win at ANA, Oct. 12...Recorded an assist in season opening win vs. CBJ, Oct. 11...**2007-08:** Appeared in the Coyotes' final three games of the season after completing his freshman year at University of Wisconsin...Recorded his first NHL point with an assist in the season finale at ANA, Apr. 6...Made his NHL debut and recorded a team-high five shots vs. DAL, Apr. 3...Signed a contract with Phoenix on Mar. 31...Appeared in 36 games for Wisconsin, recording 11-24-35 and 38 PIM...Led the Badgers in points and assists and ranked 2nd in shots (114), T-2nd in plus/minus (+11) and 3rd in goals (11)...Became just the fourth freshman in Wisconsin history to lead the team in scoring...Was named to the All-WCHA Third Team and All-WCHA Rookie Team...Registered eight multi-point games...Helped lead Wisconsin to a berth in the NCAA tournament and advance to the Midwest Regional Final...Finished the season on a three-game assist streak (0-4-4)...Scored two goals in a win at Denver, Jan. 12...Began the season by recording 12 points (5-7-12) in the first four games...Collected back-to-back four-point games vs. Robert Morris, Oct. 19-20...**2006-07:** Appeared in 53 games for Burnaby of the British Columbia Hockey League (BCHL), recording 66-55-121 and 83 PIM...Named RBC Financial Group Canadian Junior A Player of the Year for 2006-07...Led the BCHL with 66 goals, 15 goals more than the closest skater...His 121 points in 53 games ranked 2nd in the league during the regular season...Posted a league-high 19-game point streak...Tied for the league lead in playoff scoring with 26 points (12-14-26) despite playing one less postseason round than the rest of the top 10 scorers...Won the Coastal Conference's MVP award...**2005-06:** Was awarded the Coastal Conference's Rookie of the Year award after recording 36-36-72 in 57 games for Burnaby (BCHL)...Registered three goals and an assist to help his team win the championship game of the 2006 RBC Royal Bank Cup for Canada's Junior A national championship...Claimed MVP honors in the contest.

Career vs. NHL

TEAM	GP	G	A	PTS	PIM
ANA	5	1	2	3	2
ATL	0	0	0	0	0
BOS	1	0	0	0	0
BUF	2	0	0	0	0
CGY	1	0	0	0	0
CAR	2	0	0	0	0
CHI	4	0	1	1	9
COL	4	0	3	3	0
CBJ	3	0	0	0	2
DAL	6	0	0	0	6
DET	3	0	0	0	0
EDM	3	0	2	2	0
FLA	1	0	0	0	0
L.A.	5	0	2	2	0
MIN	4	0	0	0	2
MTL	1	0	0	0	0
NSH	3	2	0	2	0
N.J.	0	0	0	0	0
NYI	2	0	0	0	0
NYR	1	0	0	0	0
OTT	1	0	0	0	0
PHI	1	0	0	0	0
PHX	1	0	0	0	0
PIT	2	1	0	1	0
STL	5	3	2	5	0
S.J.	1	1	0	1	0
T.B.	1	0	0	0	0
TOR	2	0	1	1	2
VAN	1	0	0	0	0
TOTALS	66	8	13	21	23

INTERNATIONAL CAREER 2008: Participated in Team Canada's training camp prior to the 2008 IIHF World Championship...Won the gold medal with Canada at the 2008 World Junior Championships after leading the team in scoring with 4-4-8 in seven games...Ranked T-4th in scoring in the tournament...**2007:** Played for Canada in the 2007 Super Series, leading his team to a 7-0-1 record against Russia in the eight-game series...Led all goal-scorers with seven tallies during the Series...**2006:** Represented Canada at the 2006 Junior World Cup and the 2007 Under-18 World Championships.

PERSONAL Favorite NHL player growing up was Steve Yzerman...His first job was as a hockey referee and began skating at the age of two...Favorites include: pierogies (food); Jack Johnson (musician); "Seinfeld" (TV show); and "The Rookie" (movie)...Most memorable hockey moment was being drafted by the Coyotes...Favorite vacation spot is Osoyoos, British Columbia...Enjoys cooking.

Is the highest-drafted player (3rd overall in 2007) in Jets/Coyotes history since Dale Hawerchuk was taken No. 1 overall in the 1981 Entry Draft

CAREER RECORD

SEASON	TEAM	LEAGUE	GP	G	REGULAR SEASON							PLAYOFFS				
					A	PTS	PP	SH	GW	+/-	PIM	GP	G	A	PTS	PIM
2005-06	Burnaby	BCHL	57	36	36	72	-	-	-	-	32	20	10	13	23	6
2006-07	Burnaby	BCHL	53	66	55	121	-	-	-	-	83	14	12	14	26	16
2007-08	Univ. of Wisconsin	WCHA	36	11	24	35	4	1	2	11	38	-	-	-	-	-
	Phoenix	NHL	3	0	1	1	0	0	0	-5	2	-	-	-	-	-
2008-09	Phoenix	NHL	63	8	12	20	3	0	3	-15	21	-	-	-	-	-
	San Antonio	AHL	8	4	3	7	1	0	0	-1	6	-	-	-	-	-
2009-10	San Antonio	AHL	76	24	39	63	6	2	1	6	60	-	-	-	-	-
FRANCHISE AND NHL TOTALS			66	8	13	21	3	0	3	-20	23	-	-	-	-	-

CAREER HIGHLIGHTS

MOST GOALS/GAME:

2 – 2 times (last 3/17/09 vs. SJ)

MOST PIM/GAME:

5 – 12/7/08 at CHI

LONGEST ASSIST STREAK:

3 games (10/11/08-10/15/08)

MOST ASSISTS/GAME:

2 – 2 times (last 3/17/09 vs. SJ)

MOST SHOTS/GAME:

5 – 2 times
(last 12/18/08 vs. NSH)

LONGEST POINT STREAK:

3 games (10/11/08-10/15/08)

MOST POINTS/GAME:

4 – 3/17/09 vs. SJ

LONGEST GOAL STREAK:

None

CAREER HAT TRICKS:

None

MULTIPLE POINT GAMES:

4 (last 3/17/09 vs. SJ)

FIRSTS

FIRST COYOTES GAME:

4/3/08 vs. DAL

FIRST NHL GAME:

4/3/08 vs. DAL

FIRST COYOTES GOAL:

10/12/08 at ANA

FIRST NHL GOAL:

10/12/08 at ANA

FIRST COYOTES ASSIST:

4/6/08 at ANA

FIRST NHL ASSIST:

4/6/08 at ANA

Left Wing

6'0" • 197

Shoots:

Left

Born:

Oct. 7, 1983,
Fort McMurray, Alberta

Age:

26 (27 on 10/7/10)

Acquired:

From Philadelphia with a 2nd round draft choice in the 2011 NHL Entry Draft for Daniel Carcillo, Mar. 4, 2009

Drafted:

Nashville's 1st choice (1st round, 6th overall) in the 2002 NHL Entry Draft.

Career vs. NHL

TEAM	GP	G	A	PTS	PIM
ANA	14	2	7	9	10
ATL	6	0	1	1	2
BOS	9	7	2	9	6
BUF	11	1	2	3	10
CGY	5	1	2	3	2
CAR	8	1	0	1	8
CHI	7	1	2	3	8
COL	8	1	1	2	0
CBJ	9	4	5	9	12
DAL	9	4	3	7	8
DET	13	1	3	4	6
EDM	7	2	0	2	4
FLA	6	1	0	1	8
L.A.	16	5	3	8	24
MIN	10	4	5	9	12
MTL	10	2	3	5	6
NSH	2	3	0	3	2
N.J.	17	5	6	11	20
NYI	16	4	6	10	20
NYR	13	2	4	6	6
OTT	7	3	3	6	12
PHI	2	0	0	0	2
PHX	8	1	0	1	2
PIT	12	1	3	4	4
S.J.	14	3	4	7	22
STL	8	2	1	3	4
T.B.	8	0	1	1	25
TOR	8	2	2	4	10
VAN	7	1	4	5	6
WSH	9	0	1	1	12
TOTALS	279	64	74	138	273



2009-10 Recorded 18-14-32 in 49 games before being placed on injured reserve after sustaining a knee injury that sidelined him indefinitely on Jan. 28...Led the Coyotes in goals at the time of his injury with 18, which represented his new career-high for goals in a season...Collected a goal and an assist in 5-4 OT win at DET, Jan. 26...Recorded his first career hat trick on Jan. 21 vs. NSH in a 4-2 win, scoring three straight goals in a span of 10:25 in the 3rd period (fourth fastest hat trick in franchise history) and giving him a new career-high for goals in a season (18)...Scored the GWG vs. ANA, Dec. 23...Set a new career-high with four points (2-2-4) in a game vs. CBJ, Dec. 21...Scored his 10th goal of the season at TOR, Dec. 16...Tallied the GWG vs. MIN, Dec. 7...Tied a career-high with three assists vs. DAL, Nov. 27...Scored the GWG in 3rd period at MIN, Nov. 18...Scored a goal in three straight games, Nov. 2-7...Scored a goal in season-opening win at LA, Oct. 3.

CAREER NOTES **2008-09:** Split the season between Philadelphia and Phoenix...Played 19 games for the Coyotes after being acquired from PHI on Mar. 4, recording 8-5-13 and 26 PIM...Finished the season with 15-19-34 and 89 PIM in 74 games to set new career-highs in goals, assists, points, games played and PIM...Recorded the GWG in a 2-1 win vs. LA, Apr. 2...Scored two goals on vs. DAL, Mar. 30...Recorded his 100th career point with an assist vs. VAN, Mar. 21...Scored a goal in his Coyotes debut on Mar. 5 at BOS...Traded to Phoenix from Philadelphia on Mar. 4...Scored a goal in his final game as a Flyer at BOS, Mar. 3...Had a three-game assist streak (0-3-3) from Feb. 12-15...Recorded a goal and an assist vs. SJ, Oct. 22...**2007-08:** Played 61 games with Philadelphia, collecting 14-16-30 and 74 PIM...Scored two goals vs. OTT, Jan. 20...Missed five games from Dec. 30-Jan. 10 due to a right ankle sprain sustained on Dec. 29 at TB...Scored two goals (his first career multi-goal game) vs. NYI, Nov. 12...Played in his 100th career NHL game on Nov. 8 at NJ...**2006-07:** Began the season in Nashville and registered 2-1-3 and 18 PIM in 14 games before being traded to Philadelphia...In 18 games with the Flyers, collected 6-7-13 and eight PIM...Led the team in plus/minus with +4 rating...Scored a SH goal, collected an assist and was named the game's first star vs. BOS, Mar. 10...Scored the GWG in OT at BOS, Mar. 1...Scored the GWG at NYR, Feb. 17...Posted 2-1-3 and 18 PIM in 14 games for the Predators...Registered an assist and six PIM in five games for Nashville's American Hockey League affiliate, the Milwaukee Admirals...Was recalled from Milwaukee on Jan. 28...Was assigned to Milwaukee for conditioning on Jan. 16...Missed 30 games from Nov. 16-Jan. 15 due to a groin strain sustained at CBJ, Nov. 15...**2005-06:** Led Nashville in plus/minus rating (+14 – highest in team history by a forward)...Recorded 17-16-33 and 44 PIM in 23 games with the Milwaukee Admirals (AHL)...Led Milwaukee to the Calder Cup Finals in 2006, finishing T-3rd on the club with 6-10-16 and 20 PIM in 16 playoff games...**2004-05:** Finished 5th on Milwaukee (AHL) in scoring with 19-27-46 and 108 PIM in 62 games and ranked 3rd in PPG (8)...**2003-04:** Posted 13-11-24 and 42 PIM in 31 games with Milwaukee (AHL)...Won the 2004 Calder Cup with Milwaukee, scoring three goals in eight playoff games...Named to the 2004 AHL All-Star Classic, but did not play due to injury...**2002-03:** Made his NHL debut on Oct. 15 at NYI and scored his first-career NHL goal on Oct. 19 at NYR...Appeared in 42 games with Kamloops (WHL), finishing with 25-31-56 and 111 PIM...Ranked 5th on the team in scoring despite playing just 42 games...**2001-02:** Recorded 32-51-83 and 139 PIM in 61 games for Kamloops (WHL)...Named to the 2002 WHL Western Conference Second All-Star Team...Played in the 2002 CHL/NHL Top Prospects Game and the WHL Western Conference All-Star Team at the 2002 Hershey Cup in Rimouski...Finished 2nd on Kamloops in scoring and 10th in the WHL in assists...**2000-01:** Awarded the WHL and CHL Rookie of the Year Award and selected to the WHL and CHL All-Rookie Team after leading all WHL rookies in goals (42) and points (87) in 2000-01...Named Kamloops Scholastic Player of the Year in 2000-01.

INTERNATIONAL CAREER **2009:** Won a silver medal with Team Canada at the 2009 World Championship in Switzerland...**2003:** Captained Team Canada to the silver medal at the 2003 World Junior Championship and was named to the All-Tournament Team after recording 4-1-5 in six games...**2002:** Won a silver medal with Team Canada at the 2002 World Junior Championship...Recorded 3-3-6 in seven games.

PERSONAL Nickname is Uppy...Would like to appear on the TV show "Entourage"...Favorite website is TMZ.com...Three words that he uses to describe himself are loyal, respectful and hardworking...Collects DVD's and hockey sticks...Bought his mother a miniature golden poodle named Phoenix...Favorites include sushi (food), Pearl Jan (band) and Fight Club (movie)...Most memorable hockey moment was scoring his first NHL goal (at Madison Square Garden vs. the NY Rangers' Mike Richter)...Along with Chris Phillips (Ottawa), created the Kids Forever Foundation in Fort McMurray, Alberta, which is dedicated to fulfilling his desire to provide financial help to local families whom children have been diagnosed with an unfortunate illness.



Scored his first career hat trick with three third-period goals in a span of 10:25 in a 4-2 win over Nashville, the team that drafted him, on Jan. 21, 2010

CAREER RECORD

SEASON	TEAM	LEAGUE	GP	G	REGULAR SEASON							PLAYOFFS				
					A	PTS	PP	SH	GW	+/-	PIM	GP	G	A	PTS	PIM
1998-99	Fort McMurray	AMHL	28	62	40	102	-	-	-	-	100	-	-	-	-	-
1999-00	Fort McMurray	AJHL	52	26	26	52	-	-	-	-	65	-	-	-	-	-
2000-01	Kamloops	WHL	70	42	45	87	-	-	-	-	111	4	0	2	2	10
2001-02	Kamloops	WHL	61	32	51	83	-	-	-	-	139	4	1	2	3	21
2002-03	Kamloops	WHL	42	25	31	56	-	-	-	-	111	6	0	2	2	34
	Milwaukee	AHL	2	1	0	1	-	-	-	-	2	6	0	0	0	2
	Nashville	NHL	8	1	0	1	0	0	0	-2	0	-	-	-	-	-
2003-04	Milwaukee	AHL	31	13	11	24	-	-	-	-	42	8	3	0	3	4
	Nashville	NHL	7	0	1	1	0	0	0	0	0	-	-	-	-	-
2004-05	Milwaukee	AHL	62	19	27	46	-	-	-	-	108	5	2	2	4	8
2005-06	Milwaukee	AHL	23	17	16	33	-	-	-	-	44	14	6	10	16	20
	Nashville	NHL	48	8	16	24	1	0	2	14	34	2	0	0	0	0
2006-07	Nashville	NHL	14	2	1	3	0	0	2	-1	18	-	-	-	-	-
	Milwaukee	AHL	5	0	1	1	5	1	3	11	6	-	-	-	-	-
	Philadelphia	NHL	18	6	7	13	1	1	2	4	8	-	-	-	-	-
2007-08	Philadelphia	NHL	61	14	16	30	3	0	1	2	74	17	3	4	7	44
2008-09	Philadelphia	NHL	55	7	14	21	2	0	0	5	63	-	-	-	-	-
	Phoenix	NHL	19	8	5	13	3	0	1	2	26	-	-	-	-	-
2009-10	Phoenix	NHL	49	18	14	32	2	0	4	5	50	-	-	-	-	-
FRANCHISE TOTALS			68	26	19	45	5	0	5	7	76	-	-	-	-	-
NHL TOTALS			279	64	74	138	12	1	12	31	273	19	3	4	7	44

CAREER HIGHLIGHTS

MOST GOALS/GAME:

3 – 1/21/10 vs. NSH

MOST ASSISTS/GAME:

3 – 2 times
(last 11/27/09 vs. DAL)

MOST POINTS/GAME:

4 – 12/21/09 vs. CBJ

MOST PIM/GAME:

15 – 12/2/08 vs. TB#

MOST SHOTS/GAME:

8 – 2/20/08 vs. OTT#

LONGEST GOAL STREAK:

3 games (11/2/09-11/7/09)

LONGEST ASSIST STREAK:

3 games – 4 times
(last 3/17/09-3/21/09)

LONGEST POINT STREAK:

4 games (2/28/08-3/4/08#)

CAREER HAT TRICKS:

1 – 1/21/10 vs. NSH

MULTIPLE POINT GAMES:

20 (last 1/26/10 at DET)

FIRSTS

FIRST COYOTES GAME:

3/5/09 at BOS

FIRST COYOTES GOAL:

3/5/09 at BOS

FIRST COYOTES ASSIST:

3/17/09 vs. SJ

FIRST NHL GAME:

10/15/02 at NYI*

FIRST NHL GOAL:

10/19/02 at NYR*

FIRST NHL ASSIST:

11/5/03 vs. VAN*

*w/ NSH

Right Wing

6'1" • 190

Shoots:

Right

Born:

June 13, 1981,
Mlada Boleslav, Czech Republic

Age:

29 (30 on 6/13/11)

Acquired:

From Tampa Bay for Todd
Fedoruk and David Hale,
July 21, 2009

Drafted:

Colorado's 10th choice (7th
round, 212th overall) in
1999 Entry Draft



2009-10 Recorded 24-19-43 in 82 games in his second stint with the Coyotes...Ranked 2nd on the Coyotes in goals and 5th in points...One of four players to appear in all 82 games...Went 8-for-18 in shootouts with 2 shootout-deciding goals...Registered a goal and an assist in win at DAL, Mar. 21...Netted the shootout-deciding goal vs. CHI, Mar. 20...Scored the game-tying goal with 1:00 remaining in 3rd period before also recording the shootout-deciding goal in 4-3 win at FLA, Mar. 18, and finished with a career-high 10 shots on goal...Recorded his 20th goal of the season and added an assist in a 3-2 win at MIN, Feb. 10...Appeared in his 500th career NHL game, Feb. 8 vs. EDM...Notched the Coyotes' only regulation goal in a 2-1 SO win at CHI, Feb. 5...Netted the GWG at DAL, Jan. 31...Compiled a five-game point streak (3-2-5) from Jan. 9-18...Scored a goal in four straight games from Dec. 10-16...Collected a goal and an assist at MIN, Nov. 18...Tallied the GWG vs. DAL, Nov. 14...Had a goal and an assist in 3-0 win at PIT, Oct. 7...Scored two goals at LA on Oct. 3, his first game with Phoenix since Apr. 11, 2007...**2010 Playoffs:** Appeared in all seven of Phoenix's playoff games vs. DET, recording 2-2-4 to finish T-4th on the team in playoff scoring...Tallied a goal and an assist for his first career playoff points in Game 3 win at DET, Apr. 18...Scored the GWG in Game 6 at DET, Apr. 25.

CAREER NOTES 2008-09: Appeared in 18 games for Tampa Bay, recording 3-3-6...Was re-assigned by the Lightning to Mlada Boleslav of the Czech Extraliga on Dec. 9...Registered 5-3-8 in 11 games for Mlada Boleslav


before joining Liberec...Recorded 7-2-9 in seven games for Liberec...Compiled a three-game point streak (1-2-3) from Nov. 13-18 for Tampa Bay...Scored his first goal as a member of the Lightning vs. FLA, Nov. 18...**2007-08:** Established new career-highs in goals (27), assists (29), points (56), power play goals (7), shorthanded goals (3), game-winning goals (5) and plus/minus (+6) in his first season as a member of the Coyotes...Led the team in shots (246) and ranked 2nd in goals and points while tying for the team-lead in GWGs...Finished with 16 multi-point games...Set new career-high by recording his 28th assist of the season vs. ANA, Mar. 22...Scored the shootout-deciding goal vs. ANA, Mar. 11...Had a goal and two assists while playing in his 400th career NHL game in win at LA, Feb. 18...Recorded three points on a SH goal and two assists vs. DAL, Feb. 14...Scored the game-tying and overtime game-winner at COL, Feb. 4...Recorded his third career hat trick and added an assist for a four-point night in win vs. NSH, Jan. 24...Finished with a goal and an assist to reach 200 points for his NHL career at COL, Jan. 2...Scored on a penalty shot and had an assist vs. DET, Dec. 29...Registered four consecutive two-point games (5-3-8) from Dec. 29-Jan. 3...Registered two goals and an assist – the 100th of his career – at ANA, Nov. 23...Made his Coyotes debut and collected an assist in win vs. STL, Oct. 4...**2006-07:** Appeared in 77 games for Chicago, tallying 14-27-41...Ranked 2nd on the team in points (41), 3rd in assists (27), 6th in goals (14), T-1st in PP goals (5), and 1st in shots (215)...Set career-highs in points, as ed the shootout-deciding goal while logging a season-high 22:12 TOI in a 4-3 win over OTT, Mar. 4...Had a three-game assist streak (0-3-3) from Dec. 29-Jan. 2...Played his 300th career NHL game on Dec. 20 vs. NSH...Registered a pair of PP goals, including the game-winner, in a 3-1 win over STL, Nov. 10...Recorded 11 points (3-8-11) in the first eight games of the season...Began the season with a five-game point streak (2-5-7) from Oct. 5-Oct. 16...Tied his career-high with three assists at DAL, Oct. 20...Had a goal and an assist at COL, Oct. 16...Scored the GWG in 8-6 season-opening win at NSH, Oct. 5...**2005-06:** Appeared in 45 games with the Blackhawks, registering 13-21-34 and a +4 rating...Totalled 15-24-39 in 61 games with Carolina and Chicago...Tied Kyle Calder and Martin Lapointe for 2nd on the team with six PP goals...Ended the season with a four-game point streak (3-3-6)...Had eight multi-point games...Had a career-high four points (2-2-4) vs. SJ, Mar. 26...Registered a career-high three assists in a 4-2 win vs. COL, Jan. 19...Scored a goal in four straight games from Jan. 10-Jan. 15...Tallied his first goal as Blackhawk on the power play in a 4-3 OT win at WSH, Jan. 10...Recorded his first point as a Blackhawk with an assist vs. VAN, Jan. 5...Made his Blackhawk debut at CGY on Jan. 2...Traded from Carolina for future considerations on Dec. 30...Appeared in 16 games for Carolina, recording 2-3-5...Had a pair of assists vs. NYR, Nov. 17...Registered a goal and an assist vs. NJ, Oct. 15...Scored Carolina's first goal of the season at TB, Oct. 5...**2004-05:** Led HC Bili Tygri Liberec in goals (18), assists (21) and points (39), playing in 45 of Liberec's 52 regular season games...Tied for 14th in the Czech Republic Extraliga in points...**2003-04:** Completed his third NHL season and second with the Hurricanes...Recorded 12-13-25 in 80 games...Ranked T-5th on the team in goals...Had a goal and an assist at TB, Mar. 13...Scored the eventual game-winner on the power play at EDM, Dec. 9...Notched his second career hat trick and first with the Hurricanes vs. PIT, Nov. 29...Scored his first points of the season with a goal and an assist at PHI, Oct. 25 – the assist was his first with Carolina...**2002-03:** Recorded 16-19-35 in 76 games with Colorado and Carolina...Scored two goals vs. OTT, Mar. 18...Scored the extra-attacker, tying goal with 10 seconds remaining in regulation and became the fifth Hurricane player to score in his franchise debut at BUF, Mar. 12...Was acquired by Carolina from Colorado in exchange for Bates Battaglia on Mar. 11...Scored fourth consecutive game-winner at CHI, Feb. 17...Scored the OT game-winner vs. MTL, Dec. 6...Had a goal and an assist at DAL, Nov. 15...Scored a goal and notched an assist vs. OTT, Nov. 6...Scored Colorado's first goal of the season vs. DAL, Oct. 9...**2001-02:** Completed his rookie season in the NHL with Colorado, recording 18-12-30 in 52 games...Finished 7th among NHL rookies in scoring...Ranked T-3rd among all rookies in goals...Began the season with Hershey (AHL) and was recalled on Nov. 20...Remained with Colorado for the club's final 61 games...Named NHL's Rookie of the Month for February...Recorded a three-game goal-scoring streak (3-0-3) from Feb. 11-26...Recorded his first hat trick at MIN, Feb. 8, scoring on all three of his shots...Recorded a five-game point streak (3-3-6), the second-longest by a rookie, from Dec. 1-8...Tallied his first NHL goal at NYI, Nov. 21...Had a three-game point/assist streak (1-5-6) from Nov. 20-24 to begin his NHL career...Recorded two PP assists in his NHL debut at NYR...2002 Playoffs: Appeared in nine playoff games for Colorado...Made his NHL playoff debut in Game 1 vs. Los Angeles...**2000-01:** Led Shawinigan (QMJHL) with 56 goals and ranked 2nd on the team with 120 points...Ranked 6th among all QMJHL players in goals and points...His +48 rating was 3rd on the club and 7th overall in the league...Among the league's leaders in PP goals (23, 4th overall) and GW goals (11, 2nd overall)...Recorded four hat tricks in his first 13 games...Held the longest point streak in the league at 31 games from Nov. 11-March 11...Named QMJHL Offensive Player of the Month for September and October...Played in one playoff game for Hershey (AHL), notching his first professional point (assist) in his first professional game...**1999-00:** Finished 3rd in scoring with Hull (QMJHL), tallying 29-45-74 in 58 games...**1998-99:** Was a first round selection (18th overall) in the 1998 CHL Import Draft...Tallied 22-38-60 in 54 games with Hull of the QMJHL...**1997-98:** Tallied 42 goals and 31 assists with the Midget team of TJautoskoda Belesian.

INTERNATIONAL CAREER 2008: Recorded 5-2-7 in seven games while playing for the Czech Republic in the World Championship...Ranked T-2nd on the team in goals and T-3rd in points...**2005:** Played for the Czech Republic in 2005 World Championship, recording an assist in 3 games.

PERSONAL Radim is married to wife Petra...The couple has one son, Krystof...Most memorable hockey moment is scoring his 1st NHL goal...Favorite road city in the NHL is NY...Favorite jersey number growing up was #19...Favorite movie is The Shawshank Redemption...Favorite T.V. show is HBO's Entourage...Favorite band is The Foo Fighters...If he could meet one person, dead or alive, it would be his Father...Favorite food is sushi...Favorite vacation spot is Greece...Favorite tech gadget is his laptop...Enjoys playing tennis and soccer in the off-season... Nickname is Verby.

Career vs. NHL

TEAM	GP	G	A	PTS	PIM
ANA	27	6	9	15	8
ATL	14	0	3	3	10
BOS	10	2	3	5	6
BUF	12	2	2	4	2
CGY	24	4	5	9	6
CAR	3	0	1	1	4
CHI	12	3	3	6	6
COL	17	8	6	14	0
CBJ	26	6	8	14	8
DAL	28	8	13	21	2
DET	28	8	10	18	14
EDM	22	5	6	11	8
FLA	14	3	1	4	8
L.A.	26	10	8	18	6
MIN	23	8	5	13	6
MTL	10	2	2	4	0
NSH	30	9	8	17	6
N.J.	12	4	5	9	2
NYI	11	1	6	7	4
NYR	17	1	7	8	2
OTT	12	7	2	9	4
PHI	13	4	2	6	0
PHX	15	1	3	4	8
PIT	11	5	6	11	2
S.J.	27	5	3	8	8
STL	26	8	8	16	10
T.B.	10	4	1	5	0
TOR	9	2	3	5	4
VAN	22	2	7	9	6
WSH	11	1	0	1	0
TOTALS	522	129	146	275	150



His two most productive seasons have been his two years with the Coyotes – 27 goals in 2007-08; 24 goals in 2009-10

CAREER RECORD

SEASON	TEAM	LEAGUE	GP	G	REGULAR SEASON							PLAYOFFS				
					A	PTS	PP	SH	GW	+/-	PIM	GP	G	A	PTS	PIM
1998-99	Hull	QMJHL	54	22	38	60	-	-	-	-	16	23	6	13	19	6
1999-00	Hull	QMJHL	58	29	45	74	-	-	-	-	26	15	3	9	12	8
2000-01	Shawinigan	QMJHL	55	56	64	120	-	-	-	-	67	10	4	7	11	4
	Hershey	AHL	-	-	-	-	-	-	-	-	-	1	0	1	1	2
2001-02	Colorado	NHL	52	18	12	30	6	0	3	7	14	9	0	0	0	0
	Hershey	AHL	20	8	14	22	-	-	-	-	8	-	-	-	-	-
2002-03	Colorado	NHL	66	11	19	30	3	0	4	0	16	-	-	-	-	-
	Carolina	NHL	10	5	0	5	3	0	0	-7	2	-	-	-	-	-
2003-04	Carolina	NHL	80	12	13	25	4	0	2	-10	24	-	-	-	-	-
2004-05	Liberec	Czech	45	18	21	39	-	-	-	-	91	-	-	-	-	-
2005-06	Carolina	NHL	16	2	3	5	1	0	0	0	6	-	-	-	-	-
	Chicago	NHL	45	13	21	34	5	0	0	4	16	-	-	-	-	-
2006-07	Chicago	NHL	77	14	27	41	5	0	2	-4	26	-	-	-	-	-
2007-08	Phoenix	NHL	76	27	29	56	7	3	5	6	14	-	-	-	-	-
2008-09	Tampa Bay	NHL	18	3	3	6	1	0	0	-1	8	-	-	-	-	-
	Liberec	Czech	7	7	2	9	-	-	-	-	2	3	0	1	1	2
	Mlada Boleslav	Czech	11	5	3	8	-	-	-	-	18	-	-	-	-	-
2009-10	Phoenix	NHL	82	24	19	43	7	0	4	6	24	7	2	2	4	4
FRANCHISE TOTALS			158	51	48	99	14	3	9	12	38	7	2	2	4	4
NHL TOTALS			522	129	146	275	42	3	20	1	150	16	2	2	4	4

CAREER HIGHLIGHTS

MOST GOALS/GAME:

3 – 3 times
(last 1/24/08 vs. NSH)

MOST ASSISTS/GAME:

3 – 2 times
(last 10/20/06 at DAL^)

MOST POINTS/GAME:

4 – 2 times
(last 1/24/08 vs. NSH)

MOST PIM/GAME:

4 – 3 times
(last 4/13/06 vs. DET^)

MOST SHOTS/GAME:

10 – 3/18/10 at FLA

LONGEST GOAL STREAK:

4 games – 3 times
(last 12/10/10-12/16/10)

LONGEST ASSIST STREAK:

4 games (10/7/06-10/16^)

LONGEST POINT STREAK:

5 games – 3 times
(last 1/9/10-1/18/10)

CAREER HAT TRICKS:

3 (last 1/24/08 vs. NSH)

MULTIPLE POINT GAMES:

59 – last 3/21/10 at DAL

FIRSTS

FIRST COYOTES GAME:

10/4/07 vs. STL

FIRST COYOTES GOAL:

10/11/07 at NSH

FIRST COYOTES ASSIST:

10/4/07 vs. STL

FIRST NHL GAME:

11/20/01 at NYR*

FIRST NHL GOAL:

11/21/01 at NYR*

FIRST NHL ASSIST:

11/20/01 at NYR*

* w/ COL, # w/ CAR, ^ w/ CHI

Left Wing

5'10" • 180

Shoots:

Right

Born:

May 8, 1972, Fort
Saskatchewan, Alberta

Age:

38 (39 on 5/8/11)

Acquired:

Signed as a free agent,
July 1, 2010

Drafted:

San Jose's 2nd choice
(2nd round, 23rd overall) in
1991 Entry Draft



21 at NYI and picked up an assist... Scored two goals, including his 100th Hurricanes goal, vs. PIT, Oct. 14... Scored his first goal of the season and was +2 vs. FLA, Oct. 9.

Career vs. NHL

TEAM	GP	G	A	PTS	PIM
ANA	34	12	21	33	14
ATL	39	15	25	40	16
BOS	40	16	18	34	16
BUF	36	14	15	29	34
CGY	36	14	14	28	4
CAR	27	10	11	21	4
CHI	38	10	20	30	6
COL	30	6	10	16	12
CBJ	7	1	3	4	8
DAL	31	5	13	18	6
DET	33	8	10	18	14
EDM	32	12	6	18	14
FLA	40	11	21	32	28
L.A.	40	14	19	33	25
MIN	18	5	17	22	4
MTL	39	9	23	32	10
NSH	25	5	12	17	8
N.J.	37	10	20	30	28
NYI	41	12	30	42	6
NYR	44	10	20	30	8
OTT	37	10	18	28	10
PHI	43	10	19	29	10
PHX	34	12	18	30	14
PIT	41	14	32	46	14
S.J.	21	10	10	20	2
STL	35	8	19	27	6
T.B.	53	15	21	36	20
TOR	42	17	20	37	12
VAN	41	10	28	38	10
WSH	58	19	32	51	32
TOTALS	1072	324	545	869	395

2009-10 Completed his 18th NHL season and fifth with the Carolina Hurricanes, recording 21-37-58 and 26 PIM in 80 games... Ranked 3rd on the team in assists and points and was T-3rd in goals (21)... Also ranked T-2nd on the Hurricanes in game-winning goals (5)... Had points in 28 of Carolina's 35 wins... Surpassed the 20-goal mark for the fourth consecutive season, marking the ninth time in his career that he scored 20 goals in a season... Collected two assists at ATL, Mar. 29... Scored the GWG in OT vs. WSH, Mar. 18... Scored his 20th goal of the season and assisted on Pothier's OT GWG vs. WSH, Mar. 11... Netted a pair of goals and added an assist vs. NJ, Feb. 13... Had a goal and an assist and was +3 vs. BOS, Jan. 24... Earned his 200th Hurricanes assist with a helper at PHI, Jan. 23... Collected two assists at ATL, Jan. 21... Scored his 15th goal of the season vs. ATL, Jan. 16... Tallied two assists and was +2 vs. OTT, Jan. 10... Scored both of Carolina's goals in a 2-1 win vs. COL, Jan. 8... Scored the GWG in OT at NYR, Jan. 2... Registered his 300th point with the Hurricanes with an assist vs. FLA, Dec. 19... Notched his second multi-goal game of the season by netting a pair at OTT, Dec. 12... Had a goal and an assist at PIT, Dec. 7... Collected a goal and two assists vs. VAN, Dec. 5... Had his first three-point game of the season with a goal and two assists, all on the PP, vs. MIN, Nov. 15... Tallied two assists at MIN, Oct. 24... Played in his 1,000th career NHL game and 300th game with the Hurricanes on Oct.

CAREER NOTES 2008-09: Completed his 17th NHL season and fourth with Carolina, recording 24-53-77 and 32 PIM while appearing in all 82 games for the first time in his NHL career... Established a new career high with 53 assists, which ranked 12th in the NHL... Led the Hurricanes in points (77), assists (53), power play points (30) and power-play assists (23)... Ranked 3rd on the team in goals (24)... Led Carolina in multi-assist games (15) and multi-point games (21)... Had 26 points (6-20-26) in the final 18 games of the season... Collected two assists, including a helper on Babchuk's OT game-winner vs. PIT, Apr. 4... Collected his 500th career assist on Mar. 25 vs. OTT... Scored the GWG in OT at FLA, Mar. 23... Registered three assists vs. NYI, Mar. 20... Scored his 23rd goal of the season, had two assists and was +4 at WSH, Mar. 14... Notched his third career hat trick, capped by his 300th career NHL goal on Mar. 6 vs. CGY, and reached the 20-goal mark for the eighth time in his career with his second goal of the night... Had his third consecutive multi-point effort with a pair of assists and was +4 vs. COL, Feb. 22... Tallied three assists at ATL, Dec. 26... Notched his sixth multi-point game of the season with a goal and an assist at MIN, Dec. 23... Notched two assists, including the primary assist on Corvo's OT GWG, vs. FLA on Dec. 18... Scored two goals vs. WSH, Dec. 7... Scored two goals for his first multi-goal game of the season vs. PHX, Nov. 21... Had a pair of assists, including the lone helper on Staal's overtime winner at TB, Oct. 11...

2009 Playoffs: Completed his sixth NHL playoff season and second with the Hurricanes, skating in all 18 postseason contests for Carolina as the team advanced to the Eastern Conference Finals... Recorded 3-8-11 to rank T-2nd on the team in playoff scoring... Had a three-game assist streak (0-3-3), May 14-21... Scored his third goal of the postseason in Game 7 win of ECQF at NJ, Apr. 28... Established career playoff highs for assists (3) and points (4) in a game with a goal and three assists in Game 6 of ECQF vs. NJ, Apr. 26... Scored the Hurricanes' lone goal in Game 1 at NJ, Apr. 15... **2007-08:** Ranked 2nd among Hurricanes in goals (25), assists (36) and points (61) despite missing 16 games due to injury... Led the team in power play assists (24), ranked 2nd in power play points (30), 2nd in takeaways (41) and 3rd in shots (204)... Had the team's longest goal streak (5 games; Oct. 22-31; 6-3-9) and point streak (9 games; Oct. 22-Nov. 10; 7-8-15) of the season... Underwent surgery to remove a damaged bursa in his leg and was placed on IR on Mar. 15, missing 12 games... Scored his 25th goal of the season vs. ATL, Feb. 21... Played in his 900th NHL game and his 200th with the Hurricanes at BOS, Feb. 12... Scored his 10th goal of the season vs. TB on Nov. 23 to hit double-digits in goals for the 10th consecutive season... Earned two assists, including the 100th assist of his Hurricanes career, at FLA on Nov. 12... Notched two goals and two assists at NYI, Oct. 27... **2006-07:** Recorded 32-51-83 in 81 games for Carolina to set a new career-high in points while matching his career-high in goals... Ranked 1st on the team in points (83), 2nd in assists (51) and 2nd in goals (32)... Also ranked 2nd on the team in shooting percentage (14.9%) and led the club in takeaways (52)... Led the Hurricanes in multi-assist games (13) and multi-point games (22)... Ranked T-21st in the NHL in points (83) and T-27th in assists (51)... Had 52 points (22-30-52) in his final 48 games played... Scored the GWG during an overtime power play, earned an assist and was named first star of the game at FLA, Apr. 1... Reached the 30-goal mark for the second time in his career with a goal at PHI, Mar. 28... Broke the franchise record for fastest hat trick, scoring three even-strength goals in a 1:40 span in the second period while also adding two assists at BOS on Feb. 8 for a career-high five-point night... It was his second hat trick and first five-point night of his NHL career... His three goals in 100 seconds were the fastest three goals scored at even strength since Bill Mosienko scored three even-strength goals in a 21-second span for Chicago on March 23, 1952, at NY Rangers in a 7-6 Blackhawks win... Had his second four-point night (1-3-4) and was a season-high +4 vs. WSH, Jan. 26... The goal gave him his sixth career 20-goal season... Picked up two assists, including his 400th NHL assist, at TOR on Jan. 9... Scored a goal and an assist in his 100th game with the Hurricanes and 800th NHL game on Jan. 23 at FLA... Recorded 2-2-4 for his first four-point game with the Hurricanes at ATL, Nov. 1... Picked up an assist at NYI on Oct. 21 for his 600th career NHL point... **2005-06:** Registered 17-38-55 in 63 games for Carolina... Ranked 6th on the team in scoring... Had 19 points in his last 20 games played prior to an injury that caused him to miss the final six games of the regular season... Carolina was 44-15-4 with Whitney in the lineup... Finished with 11 multi-point games... Scored two goals, including the OT game-winner vs. WSH, Apr. 3... Collected three assists at MTL, Jan. 31... Began his Hurricanes career on a six-game point streak (Oct. 22-Nov. 3), recording 3-9-12 in that span... Made his Hurricanes debut at WSH on Oct. 22, recording 1-2-3... **2006 Playoffs:** Completed his fifth NHL playoff season and first with Carolina, capturing his first Stanley Cup... Recorded 9-6-15 while playing in 24 postseason games... Ranked T-3rd in the NHL in goals (9) and power-play goals (5)... Ranked T-2nd on the Hurricanes in goals (9), and 8th in points (15)... Netted his ninth goal of the playoffs and had an assist in Game 5 of the SCF vs. EDM, June 14... Scored two goals in his Stanley Cup Final debut in Game 1 vs. EDM, June 5... Earned the primary assist on Stillman's OT game-winner in Game 5 of ECF vs. BUF, May 28... Scored two goals in Game 2 vs. BUF, May 22... Scored two goals, including the GWG, in Game 1 of ECSF vs. NJ, May 6... Made his Hurricanes' playoff debut and scored a PPG in Game 2 of ECQF vs. MTL, Apr. 24... **2004-05:** Did not play... **2003-04:** Appeared in 67 games for Detroit, registering 14-29-43... Posted a career-best four shorthanded goals... Played in his 700th NHL game vs. CBJ, Apr. 3... Scored his 200th career goal on the power play at COL, Feb. 5... Scored his 500th NHL point with an assist at NSH, Oct. 30... **2004 Playoffs:** Played all 12 of Detroit's postseason games, recording 1-3-4... Scored the game-winning, series clinching goal in Game 6 of the WCQF vs. NSH, Apr. 17... **2002-03:** Served as Columbus Blue Jackets team captain and registered 24-52-76 in 81 games... Led team in assists and points, setting team records and career-highs in both categories... Tied for NHL lead in power-play assists (34)... Ranked T-3rd



Recorded career-long assist (five games) and point (seven games) streaks last season, his 14th year in the NHL.

CAREER RECORD

SEASON	TEAM	LEAGUE	GP	G	REGULAR SEASON							PLAYOFFS				
					A	PTS	PP	SH	GW	+/-	PIM	GP	G	A	PTS	PIM
1988-89	Spokane	WHL	71	17	33	50	-	-	-	-	16	-	-	-	-	-
1989-90	Spokane	WHL	71	57	56	113	-	-	-	-	50	6	3	4	7	6
1990-91	Spokane	WHL	72	67	118	185	-	-	-	-	36	15	13	18	31	12
1991-92	Kolner EC	Germany	10	3	6	9	-	-	-	-	4	-	-	-	-	-
	San Diego	IHL	63	36	54	90	-	-	-	-	12	4	0	0	0	0
	San Jose	NHL	2	0	3	3	0	0	0	-1	0	-	-	-	-	-
1992-93	San Jose	NHL	26	4	6	10	1	0	0	-14	4	-	-	-	-	-
	Kansas City	IHL	46	20	33	53	-	-	-	-	14	12	5	7	12	2
1993-94	San Jose	NHL	61	14	26	40	1	0	0	2	14	14	0	4	4	8
1994-95	San Jose	NHL	39	13	12	25	4	0	1	-7	14	11	4	4	8	2
1995-96	San Jose	NHL	60	17	24	41	4	2	2	-23	16	-	-	-	-	-
1996-97	San Jose	NHL	12	0	2	2	0	0	0	-6	4	-	-	-	-	-
	Utah	IHL	43	13	35	48	-	-	-	-	34	7	3	1	4	6
	Kentucky	AHL	9	1	7	8	-	-	-	-	2	-	-	-	-	-
1997-98	Edmonton	NHL	9	1	3	4	0	0	0	-1	0	-	-	-	-	-
	Florida	NHL	68	32	29	61	12	0	2	10	28	-	-	-	-	-
1998-99	Florida	NHL	81	26	38	64	7	0	6	-3	18	-	-	-	-	-
1999-00	Florida	NHL	81	29	42	71	5	0	3	16	35	4	1	0	1	4
2000-01	Florida	NHL	43	10	21	31	5	0	0	-16	28	-	-	-	-	-
	Columbus	NHL	3	0	3	3	0	0	0	-1	2	-	-	-	-	-
2001-02	Columbus	NHL	67	21	40	61	6	0	3	-22	12	-	-	-	-	-
2002-03	Columbus	NHL	81	24	52	76	8	2	2	-26	22	-	-	-	-	-
2003-04	Detroit	NHL	67	14	29	43	3	1	4	7	22	12	1	3	4	4
2004-05	Did Not Play															
2005-06	Carolina	NHL	63	17	38	55	12	0	2	0	42	24	9	6	15	14
2006-07	Carolina	NHL	81	32	51	83	6	0	6	-5	46	-	-	-	-	-
2007-08	Carolina	NHL	66	25	36	61	6	0	4	-6	30	-	-	-	-	-
2008-09	Carolina	NHL	82	24	53	77	7	0	2	2	32	18	3	8	11	4
2009-10	Carolina	NHL	80	21	37	58	7	0	5	-6	26	-	-	-	-	-
NHL TOTALS			1,072	324	545	869	94	5	42	-100	395	83	18	25	43	36

Left Wing 5'10" • 180

Shoots:

Right

Born:

May 8, 1972, Fort
Saskatchewan, Alberta

Age:

38 (39 on 5/8/11)

Acquired:

Signed as a free agent,
July 1, 2010

Drafted:

San Jose's 2nd choice
(2nd round, 23rd overall) in
1991 Entry Draft

in the NHL in power-play points (42)...Made his second NHL All-Star Game appearance...Ranked 2nd on the club in shots on goal (235) and 3rd on team and 1st among forwards in average ice time (21:00)...Finished with 19 multi-point games, including eight three-point outings...Earned his 300th NHL assist vs. MIN, Apr. 2...Scored his first career hat trick on Feb. 27 vs. LA...Played in his 600th career NHL game at DAL on Jan. 22...**2001-02:** Appeared in 67 games for Columbus and led the team in goals (21), assists (40), points (61) and shots on goal (210)...Ranked T-2nd on the club with six power-play goals...Paced CBJ in power-play points (6-21-27)...Led team with 18 multi-point games...Tallied a season-high 2-2-4 at PIT, Mar. 11...Earned his 400th NHL point with an assist at LA, Mar. 3...Collected a season-high three assists vs. CHI, Jan. 12...Played his 500th career NHL game on Nov. 29 vs. STL...Compiled a team-record five-game goal-scoring streak from Nov. 13-19...Missed two games due to birth of daughter Hanna (4/6-4/8)...**2000-01:** Recorded 10-21-31 in 43 games with Florida before being dealt to Columbus, where he tallied three assists in three games...Missed 29 of the final 37 games of the season due to a back injury...Picked up an assist in his first game with Columbus vs. DET, Apr. 3...Earned his 200th career NHL assist at PIT, Dec. 15...Set a career-high with four assists at NJ, Oct. 30...**1999-00:** Registered 29-42-71 in 81 games with Florida...Ranked among the team leaders in goals (2nd, 29), assists (2nd, 42), points (2nd, 71), power-play goals (T-5th, 5), shots (3rd, 198), plus/minus (4th, +16) and game-tying goals (1st, 2)...Closed season on a career-high eight-game point streak (4-5-9)...Set then-career-high for points (66) with a goal vs. TB, Apr. 1...Selected to his first NHL All-Star Game...**2000 Playoffs:** Played in four playoff games for Florida, scoring one goal...**1998-99:** Led the Florida Panthers in scoring for second consecutive season (26-38-64)...Also led Florida in goals (26), assists (38), power-play goals (7), power-play points (24) and game-winning goals (6)...Finished second in shots (193)...For second consecutive season, never went more than four games without a point...Scored his 100th NHL goal at WSH, Mar. 11, on first career penalty shot...Played his 300th NHL game on Dec. 5 vs. CAR...Tied Panthers record with four points (1-3-4) in 6-2 win vs. BUF, Nov. 28...Also notched 200th NHL point that night...**1997-98:** Recorded career-highs in goals (33) and points (65) in 77 games with Edmonton and Florida...Led Panthers in goals, points, power-play scores (12), plus/minus (+9) and shooting percentage (18.9% overall)...Tied for 10th in the NHL in goals...Earned his 100th NHL assist vs. MTL, Mar. 26...**1996-97:** Recorded 1-7-8 in nine games with the Kentucky Thoroughblades (AHL) before finishing season in Utah (IHL), where he scored 13-35-48 in 43 IHL games...Recorded two assists in 12 games with San Jose before being assigned to Kentucky (AHL)...**1995-96:** Recorded 41 points (17-24-41) in 60 games with the San Jose Sharks...Ranked 7th on the team in scoring...**1994-95:** Tied for 3rd on the Sharks in scoring, notching 25 points (13-12-25) in 39 games...Finished 2nd on the club in goals and power-play goals (4)...**1995 Playoffs:** Had eight points (4-4-8) in 11 playoff games...Scored series-winning goal in double-overtime in Game 7 of the Western Conference Quarterfinals vs. CGY, May 19...**1993-94:** Played first full NHL season, collecting 40 points (14-26-40) in 61 games with the Sharks...Had 11 multi-point games, including seven after the All-Star break...**1994 Playoffs:** Appeared in all 14 playoff contests, recording four assists...**1992-93:** Scored his first NHL goal, on the power play, in season debut with the Sharks vs. EDM, Dec. 1...Tied for 3rd on Kansas City (IHL) in scoring with 20-33-53 in 46 games...Played 26 games for San Jose, collecting 4-6-10...Finished third among Kansas City Blades' playoff scorers with 5-7-12 in 12 games...**1991-92:** Played the final two games of the San Jose Sharks' inaugural season, picking up three assists...Had his first NHL multi-point game with two assists vs. WPG, Apr. 16...Earned an assist in NHL debut vs. CGY, Apr. 15...Named MVP of 1992 IHL All-Star Game after five-point (2-3-5) performance...Left Germany to join San Diego (IHL) and finished 6th in league scoring, posting 36-54-90 in 63 games...Began season with Cologne of German League (3-6-9 in 10 games)...**1990-91:** In his third season with Spokane of the Western Hockey League (WHL), led the WHL in scoring with 67 goals and franchise records of 118 assists and 185 points...Named the WHL's Most Valuable Player and the Canadian Hockey League's Most Sportsmanlike Player of the Year...Named a WHL Western Conference First Team All-Star...Helped lead his team to WHL and Memorial Cup Championships...In 15 playoff games prior to the Memorial Cup, recorded 13-18-31...One of three Chiefs named to the Memorial Cup's All-Star Team (Pat Falloon, Brent Thurston)...Collected 5-6-11 in five Memorial Cup games...Named the Memorial Cup's Most Sportsmanlike Player...Helped the Chiefs to an 18-1 record through the playoffs and Memorial Cup Championship...Finished his junior career as Spokane's all-time leading scorer.

INTERNATIONAL CAREER **2002:** Represented Canada at the 2002 IIHF World Championship in Sweden, recording 1-3-4 in seven games...**1999:** Collected 1-6-7 in 10 games for Canada at the IIHF World Championship...**1998:** Led Team Canada in scoring (4-2-6 in six GP) at IIHF World Championship in Switzerland.

PERSONAL Ray and his wife, Brijet, were married on June 4, 2000...They have two daughters, Harper (2) and Hanna (8), and a son named Hudson (6)...Ray spends his summers in Ft. Saskatchewan, Alb...He is involved with the Garth Brooks Teammates for Kids Foundation...Ray collects classic cars, and he and his wife own a 1970 Plymouth Roadrunner, 1969 Chevrolet Camaro convertible, 1970 Chevrolet Chevelle and 1957 Ford Thunderbird...His favorite movie is Beaches, favorite TV show is Family Guy and favorite video game is Rock Band...The most played song on his iPod is "Oh Lord, It's Hard to be Humble"...Ray's father, Floyd, was a practice goaltender for the Edmonton Oilers for 20 years...Ray served as stickboy for the Oilers in 1987-88 and says the player he emulated growing up was Steve Yzerman...He enjoys reading muscle car magazines...His most prized possessions are his family and his Stanley Cup ring...First job was cleaning dishes in a restaurant...His favorite vacation spot is Las Vegas...His favorite road arena is Madison Square Garden...His most memorable goal was a double-overtime score in Game 7 of the 1995 Western Conference Quarterfinals against Calgary.



Won a Stanley Cup with the Carolina Hurricanes in 2005-06.

CAREER HIGHLIGHTS

MOST GOALS/GAME:

3 – 3 times
(last 3/6/09 vs. CGY#)

MOST ASSISTS/GAME:

4 – 10/30/00 at NJ^

MOST POINTS/GAME:

5 – 2/8/07 at BOS#

MOST PIM/GAME:

17 – 1/6/00 at LA^

MOST SHOTS/GAME:

10 – 2 times
(last 11/12/02 at COL&)

LONGEST GOAL STREAK:

5 games – 2 times
(last 10/22/07-10/31/07#)

LONGEST ASSIST STREAK:

6 games – 3 times
(last 1/18/10-1/28/10#)

LONGEST POINT STREAK:

10 games – 2 times
(last 10/22/07-11/12/07#)

CAREER HAT TRICKS:

3 (last 3/6/09 vs. CGY#)

MULTIPLE POINT GAMES:

209 (last 3/29/10 at ATL#)

FIRSTS

FIRST COYOTES GAME:

None

FIRST COYOTES GOAL:

None

FIRST COYOTES ASSIST:

None

FIRST NHL GAME:

4/15/92 vs. CGY*

FIRST NHL GOAL:

12/1/92 vs. EDM*

FIRST NHL ASSIST:

4/15/92 vs. CGY*

* w/ SJ, # w/ CAR, ^ w/ FLA, &w/ CBJ

Left Wing

6'3" • 210

Shoots:

Left

Born:

Feb. 24, 1986,
Zabrze, Poland

Age:

24 (25 on 2/24/11)

Acquired:

From Colorado for Peter Mueller and Kevin Porter, Mar. 3, 2010

Drafted:

Colorado's 1st choice (1st round, 21st overall) in the 2004 NHL Entry Draft

Career vs. NHL

TEAM	GP	G	A	PTS	PIM
ANA	11	3	4	7	0
ATL	5	0	0	0	0
BOS	3	1	1	2	0
BUF	3	1	0	1	0
CGY	27	6	16	22	6
CAR	6	2	4	6	2
CHI	18	8	6	14	4
COL	2	2	2	4	2
CBJ	16	5	6	11	2
DAL	17	4	8	12	6
DET	16	2	4	6	2
EDM	31	10	12	22	10
FLA	5	1	2	3	0
L.A.	13	2	7	9	4
MIN	26	3	12	15	4
MTL	3	0	1	1	0
NSH	19	8	7	15	11
N.J.	3	1	1	2	0
NYI	3	0	1	1	0
NYR	3	1	1	2	2
OTT	3	1	0	1	0
PHI	4	0	3	3	2
PHX	12	2	1	3	6
PIT	3	2	2	4	0
STL	15	2	5	7	4
S.J.	14	3	8	11	0
T.B.	7	4	1	5	4
TOR	3	0	3	3	0
VAN	25	4	13	17	14
WSH	4	1	1	2	2
TOTALS	320	79	132	211	87



of the Coyotes' playoff games vs. DET...Led the team in playoff goals and ranked T-2nd on the team in points...Scored a goal in each of the first three games of the WCQF series...Collected a goal and an assist in Game 2 vs. DET, Apr. 16.

CAREER NOTES **2008-09:** Appeared in 78 games with Colorado, recording 14-28-42...Led all NHL players in both shootout goals (10-of-12) and percentage (83.3%)...Tied the NHL record for most shootout goals in a single season set by Jussi Jokinen in 2005-06...Finished 3rd on the Avalanche in scoring with 42 points while playing in a career-high 78 games...Led the club with 70 takeaways...Finished with eight multi-point games...Notched his second career overtime goal on Feb. 17 vs. OTT...Was named the NHL's First Star of the Week for Jan. 5-11 after leading all scorers with six points (4-2-6) in three games...Appeared in his 200th NHL game on Jan. 4 vs. MIN...Tallied his first career short-handed goal on Dec. 4 at NSH...Scored two goals 1:36 apart on Nov. 29 vs. TB, the fastest two goals by an Avalanche player since Milan Hejduk (0:34) on Jan. 17, 2006 vs. TOR...**2007-08:** Finished 3rd on the Avalanche in assists (30), 4th in points (48) and 5th in goals (18) while appearing in 77 games...Shared the team lead with six game-winning goals...Posted the 5th highest plus/minus ratio on the club (+10)...Went 4-for-8 in shootouts...Compiled a career-high eight-game point streak (4-5-9) from Oct. 13 to Nov. 1...Recorded his 100th career point with an assist on Mar. 24 vs. CGY...Matched his career high with three assists on Feb. 9 at VAN...Scored his first career overtime goal on Dec. 21 vs. NYR and also added an assist...Scored two goals vs. STL, Dec. 9...Appeared in his 100th NHL game on Nov. 7 vs. EDM...Scored the GWG and picked up two assists in win vs. CGY, Nov. 5...Scored the GWG in season opener vs. DAL, Oct. 3...**2008 Playoffs:** Totaled 2-3-5 in seven games during the postseason...Suffered a torso injury in the first period of Game 1 of the WCSF at DET on Apr. 24 and was sidelined for the remainder of the playoffs...Scored the GWG in Game 4 of WCQF vs. Min, Apr. 15...Collected two assists in Game 1 vs. MIN, Apr. 9...**2006-07:** In first full NHL season, collected 22-28-50 in 76 games for Colorado...Finished 4th among NHL rookies in scoring...He and Paul Stastny became only the third rookie duo since 1993-94 to both reach 50 points...Ranked among the league's top rookies in goals (5th, 22), assists (5th, 28), power-play goals (5th, 7), PP assists (5th, 10), PP points (5th, 17), shots (6th, 165) and shooting percentage (8th, 13.3%)...Participated in the NHL's YoungStars Game on Jan. 23 in Dallas, notching two assists...Compiled a four-game point streak (1-4-5) from Jan. 26 to Feb. 1...Recorded 1-2-3 vs. DAL, Dec. 27...Scored two goals, including the GWG, vs. CHI, Dec. 23...Named NHL Rookie of the Month for December after tallying 5-6-11 in 13 games...Was the first Avalanche player to win rookie of the month honors since Radim Vrbata in February of 2002...Recorded a career-high four points (1-3-4) on Nov. 25 vs. VAN...**2005-06:** Named Ontario Hockey League (OHL) Player of the Year...Awarded the William Hanley Trophy as the OHL's Most Sportsmanlike Player...Finished 3rd in the OHL scoring race with 47 goals and 81 assists for 128 points in 56 games with the Brampton Battalion...Named OHL Player of the Month for December, January, February and March and was the league's top scorer from Christmas until the end of the regular season...Began the season with the Avalanche, recording 2-4-6 in nine games before being sent to his junior team on Oct. 26...Made his NHL debut in the season opener Oct. 5 at EDM...At 19 years, 223 days, became the third youngest player to ever skate for the Avalanche...Scored his first NHL goal and recorded his first two career assists on Oct. 10 vs. Calgary...Earned MVP honors for the Eastern Conference All-Stars at the OHL All-Star Classic in Belleville...Became Brampton's all-time leading scorer with an assist against Kingston on Dec. 8...Named OHL Player of the Week for Jan. 16-22, capping a record-setting stretch in which he totaled six goals and 13 points in three games...Set a team record with seven points, including four goals, in the Battalion's 9-4 victory over Erie on Jan. 22...Ranked 2nd on the Battalion with 7-11-18 in 11 playoff games...Played for Team OHL at the Canada-Russia Challenge on Nov. 24-28, compiling five points (4-1-5) in two games...**2006 Playoffs:** Was added to the Avalanche's playoff roster on April 19...Recorded 1-3-4 in eight games...Scored a goal and added two assists in his first career playoff game, Game 1 of WCQF at DAL, Apr. 22...Became the fourth player in COL/QUE franchise history to record three points in his first NHL playoff game, joining Michel Goulet, Peter Stastny and Anton Stastny...All three of those players did it in the same game, April 8, 1981 at PHI...**2004-05:** Led Brampton (OHL) in scoring for the second straight year, compiling 29-44-73 in 67 games...**2003-04:** Led the Brampton Battalion (OHL) in goals (29), assists (41), and points (70)...Named to the OHL's First All-Star Team, only the second player in Brampton history to receive the honor...Played in the 2004 OHL All-Star Game at Peterborough...**2002-03:** Was named to the OHL's All-Rookie Team in his first season with Brampton after collecting 25-32-57 in 64 games...Was the youngest member of the Battalion, making his OHL debut as a 16 year old...Runner-up in voting for the OHL's Rookie of the Year Award to Mississauga's Robbie Schremp...Brampton's Scholastic Player of the Year...Was an alternate captain for Ontario's Under-17 team at the 2003 Canada Winter Games and finished 3rd in the tournament in scoring...Was also an alternate captain and linemate of Sidney Crosby on Team Canada at the 2003 Under-18 World Cup tournament...**2001-02:** Played for the St. Michael's Buzzers of the Provincial Junior A League before being drafted third overall in the 2002 OHL draft.

INTERNATIONAL CAREER **2009:** Served as an alternate captain on Team Canada at the 2003 Under-18 World Cup tournament.

PERSONAL Name is pronounced VOY-teck VOHL-skee...Born in Zabrze, Poland...He and his family moved to Berlin, Germany, when he was two...In 1990, when he was four, his family emigrated to Canada and resided in Toronto before moving to Mississauga in 1997...Speaks fluent Polish...Wojtek's parents, Wieslaw and Zofia, are both natives of Poland...Wieslaw, called Wes, is a stonemason who has his own company based in Toronto...Wojtek's uncle, Stefan Milla, played professional soccer in Poland...Is involved with Garth Brooks' "Teammates For Kids."



Led the Coyotes in playoff goals with four during the 2010 postseason

CAREER RECORD

SEASON	TEAM	LEAGUE	GP	G	REGULAR SEASON							PLAYOFFS				
					A	PTS	PP	SH	GW	+/-	PIM	GP	G	A	PTS	PIM
2002-03	Brampton	OHL	64	25	32	57	7	0	-	8	26	11	5	0	5	6
2003-04	Brampton	OHL	66	29	41	70	8	1	-	4	30	12	5	3	8	8
2004-05	Brampton	OHL	67	29	44	73	13	2	-	-6	41	6	2	5	7	6
2005-06	Colorado	NHL	9	2	4	6	2	0	0	-5	4	8	1	3	4	2
	Brampton	OHL	56	47	81	128	30	6	-	21	46	11	7	11	18	4
2006-07	Colorado	NHL	76	22	28	50	7	0	2	2	14	-	-	-	-	-
2007-08	Colorado	NHL	77	18	30	48	4	0	6	10	14	7	2	3	5	2
2008-09	Colorado	NHL	78	14	28	42	2	1	3	-13	28	-	-	-	-	-
2009-10	Colorado	NHL	62	17	30	47	2	0	4	15	21	-	-	-	-	-
	Phoenix	NHL	18	6	12	18	0	0	1	6	6	7	4	1	5	0
FRANCHISE TOTALS			18	6	12	18	0	0	1	6	6	7	4	1	5	0
NHL TOTALS			320	79	132	211	17	1	16	15	87	22	7	7	14	4

CAREER HIGHLIGHTS

MOST GOALS/GAME:

2 – 8 times
(last 1/19/09 vs. CBJ*)

MOST ASSISTS/GAME:

3 – 4 times
(last 1/18/10 vs. EDM*)

MOST POINTS/GAME:

4 – 11/25/06 vs. VAN*

MOST PIM/GAME:

7 – 1/22/10 vs. NSH*

MOST SHOTS/GAME:

8 – 2/6/10 vs. EDM*

LONGEST GOAL STREAK:

3 games – 3 times
(last 2/17/09-2/22/09*)

LONGEST ASSIST STREAK:

5 games – 3/31/10 - 4/10/10

LONGEST POINT STREAK:

8 games – 10/13/07 - 11/1/07*

CAREER HAT TRICKS:

None

MULTIPLE POINT GAMES:

43 (last 4/7/10 vs. NSH)

FIRSTS

FIRST COYOTES GAME:

3/4/10 vs. COL

FIRST COYOTES GOAL:

3/4/10 vs. COL

FIRST COYOTES ASSIST:

3/6/10 vs. ANA

FIRST NHL GAME:

10/5/05 at EDM*

FIRST NHL GOAL:

10/10/05 vs. CGY*

FIRST NHL ASSIST:

10/10/05 vs. CGY*

Defense

6'2" • 195

Shoots:

Left

Born:

Sept. 9, 1986
Boston, Massachusetts

Age:

24 (25 on 9/6/11)

Acquired:

Phoenix's 3rd choice (4th round, 105th overall) in the 2005 Entry Draft



win at DET, Apr. 25... Scored a goal in Game 2 vs. DET, Apr. 16... Scored a goal and added an assist while making his playoff debut in a Game 1 win vs. DET, Apr. 14.

CAREER NOTES 2008-09: Appeared in 69 games with the Coyotes, recording 4-26-30 and 37 PIM... Set career-highs in games played (69), assists (26), points (30) and PIM (37)... Ranked 2nd among Coyotes defensemen in scoring and ranked 3rd on the team in power play points (1-12-13)... Finished with four multi-point games... Registered two assists vs. ANA, Apr. 11... Recorded a two-game goal streak (2-0-2) from Jan. 18-20... Collected a goal and an assist at VAN, Jan. 15... Logged a season-high 23:59 TOI and recorded an assist at STL, Dec. 6... Set a new career-high by recording his 13th point (assist) at LA, Dec. 2... Put together a career-high three-game point streak (0-3-3) from Nov. 15-21... Had two assists in win vs. FLA, Nov. 8... Scored a goal in season-opening win vs. CBJ, Oct. 11... **2007-08:** Appeared in 43 games with the Coyotes, recording 5-7-12 and 14 PIM... Ranked 2nd among Coyotes rookies in PP goals (4)... Also played in 30 regular season games with San Antonio (AHL) and finished with 1-14-15 and 80 PIM... Re-joined the Rampage for the Calder Cup playoffs and appeared in five contests... Appeared in 27 of the Coyotes' final 31 games... Recorded a season-high 24:22 TOI vs. SJ, Mar. 25... Notched his first career multi-point game with a goal and an assist as well as a season-high six shots vs. LA, Mar. 20... Collected a point in back-to-back games with an assist vs. OTT (Mar. 8) and a goal vs. ANA (Mar. 11)... Made his first career penalty shot attempt vs. NSH, Feb. 10 (no goal)... Scored a goal and logged 15:00 TOI at VAN, Jan. 11... Scored his first career NHL goal in a 3-2 win at PHI, Dec. 18... Made his season debut with the Coyotes at NYR, Dec. 16... Recalled from San Antonio, Dec. 10... Ranked 2nd among Rampage defensemen in points (13) and assists (12) at time of recall... **2006-07:** Appeared in seven games with Coyotes, collecting two assists... Had an assist in 18:09 TOI at EDM, Oct. 23... Picked up his first NHL point with an assist at NSH, Oct. 14... Made his NHL debut on Oct. 11 at DET, notching 19:57 TOI... Re-assigned to San Antonio (AHL) on Oct. 30... Played in 66 games for the Rampage, recording 6-27-33 and 97 PIM... Led all Rampage defensemen in points (33), assists (27) and T-1st in goals (6)... Ranked 3rd on the team in PIM (97)... Represented San Antonio at the AHL All-Star Game... **2005-06:** Recorded 25-59-84 and 109 PIM in 66 games for Moncton (QMJHL)... Named Canadian Major Junior Defenseman of the Year... Honored with Emile Bouchard Trophy as QMJHL's best defenseman and Telus Trophy as the league's defensive player of the year... Named to QMJHL First All-Star Team... Led all CHL defensemen in scoring and ranked 2nd in assists (59) and T-2nd in goals (25)... Led QMJHL defensemen in assists and points while ranking T-2nd in goals, T-3rd in power play goals (15), and 4th in plus/minus (+50)... Ranked 2nd overall on Moncton in assists and 3rd in points... Honored as QMJHL Defensive Player of the Month for November... Named QMJHL Defensive Player of the Week three times during season... Led Moncton to first-place finish in QMJHL and to Memorial Cup finals... Scored three goals in five games during Memorial Cup, including two goals in the championship game... **2004-05:** Named New England prep school First Team All-Star.

INTERNATIONAL CAREER 2010: Represented the United States at the IIHF World Championship in Germany... Recorded 1-3-4 in six games to rank T-3rd on the team in scoring... Also ranked T-3rd in scoring among all defensemen in the tournament.

PERSONAL Favorite player growing up was Ray Bourque... Credits his father for having the greatest impact on his hockey career... Enjoys playing golf in his spare time... Would like to be a fire fighter if he weren't a hockey player... Favorite non-hockey sports team is the Boston Red Sox... Other favorites include: steak (food); "Rescue Me" (TV show); and "Good Will Hunting" (movie)... First job was as a paper boy.

Career vs. NHL

TEAM	GP	G	A	PTS	PIM
ANA	12	3	5	8	21
ATL	2	0	3	3	0
BOS	2	1	1	2	0
BUF	5	0	1	1	4
CAR	3	0	1	1	0
CGY	11	3	1	4	2
CHI	10	0	3	3	2
COL	10	0	2	2	4
CBJ	10	2	5	7	10
DAL	16	1	4	5	6
DET	9	3	3	6	4
EDM	11	1	5	6	2
FLA	2	0	2	2	0
L.A.	16	2	2	4	10
MIN	9	0	3	3	9
MTL	3	0	0	0	0
NSH	11	1	7	8	2
N.J.	2	0	1	1	2
NYI	2	0	1	1	2
NYR	4	0	0	0	0
OTT	3	0	2	2	0
PHI	3	2	0	2	0
PHX	-	-	-	-	-
PIT	1	0	0	0	0
S.J.	16	0	1	1	6
STL	10	0	4	4	12
T.B.	3	0	0	0	2
TOR	2	0	3	3	0
VAN	11	2	3	5	2
WSH	2	0	1	1	2
TOTALS	201	21	64	85	104



Collected a goal and an assist while making his playoff debut in Game 1 of the WCQF vs. Detroit last season

CAREER RECORD

SEASON	TEAM	LEAGUE	GP	G	REGULAR SEASON							PLAYOFFS				
					A	PTS	PP	SH	GW	+/-	PIM	GP	G	A	PTS	PIM
2004-05	Cushing Academy	USHS	34	14	40	54	-	-	-	-	52	-	-	-	-	-
2005-06	Moncton	QMJHL	66	25	59	84	15	0	3	50	109	21	6	14	20	36
2006-07	Phoenix	NHL	7	0	2	2	0	0	0	0	8	-	-	-	-	-
	San Antonio	AHL	69	6	27	33	3	0	1	-15	97	-	-	-	-	-
2007-08	Phoenix	NHL	43	5	7	12	4	0	0	-12	14	-	-	-	-	-
	San Antonio	AHL	30	1	14	15	1	0	0	3	80	5	0	0	0	8
2008-09	Phoenix	NHL	69	4	26	30	1	0	0	-4	37	-	-	-	-	-
2009-10	Phoenix	NHL	82	12	29	41	5	0	2	16	45	7	2	3	5	4
FRANCHISE AND NHL TOTALS			201	21	64	85	10	0	2	0	104	7	2	3	5	4

CAREER HIGHLIGHTS

MOST GOALS/GAME:

2 – 1/26/10 at DET

MOST ASSISTS/GAME:

3 – 2 times
(last 12/16/09 at TOR)

MOST POINTS/GAME:

3 – 3 times
(last 3/25/10 at NSH)

MOST PIM/GAME:

17 – 10/31/09 vs. ANA

MOST SHOTS/GAME:

8 – 2/13/10 vs. DAL

LONGEST GOAL STREAK:

2 games – 2 times
(last 1/26/10-1/28/10)

LONGEST ASSIST STREAK:

3 games – 11/15/08-11/21/08

LONGEST POINT STREAK:

3 games – 2 times
(last 1/18/08-1/27/09)

CAREER HAT TRICKS:

None

MULTIPLE POINT GAMES:

15 (last 4/7/10 vs. NSH)

FIRSTS

FIRST COYOTES GAME:

10/11/06 at DET

FIRST COYOTES GOAL:

12/18/07 at PHI

FIRST COYOTES ASSIST:

10/14/06 at NSH

FIRST NHL GAME:

10/11/06 at DET

FIRST NHL GOAL:

12/18/07 at PHI

FIRST NHL ASSIST:

10/14/06 at NSH

IN THE SYSTEM



JONAS AHNELOV

D

Height: 6'3" Weight: 210 lbs Shoots: Left
 Born: Dec. 11, 1987, Huddinge, Sweden
 Acquired: Phoenix's 3rd choice (3rd round, 88th overall) in the 2006 Entry Draft

SEASON	TEAM	LEAGUE	GP	REGULAR SEASON				PLAYOFFS				
				G	A	PTS	PIM	GP	G	A	PTS	PIM
2003-04	Huddinge U-18	Sweden U18	6	0	3	3	8	-	-	-	-	-
	Huddinge Jr.	Sweden Jr.	9	0	1	1	6	-	-	-	-	-
2004-05	Huddinge U-18	Sweden U18	2	0	0	0	2	-	-	-	-	-
	Huddinge Jr.	Sweden Jr.	29	3	3	6	94	3	0	0	0	2
2005-06	Frolunda Jr.	Sweden Jr.	29	4	11	15	84	7	2	4	6	22
	Frolunda	Sweden	15	0	0	0	2	-	-	-	-	-
2006-07	Frolunda	Sweden	46	1	3	4	20	-	-	-	-	-
2007-08	Frolunda Jr.	Sweden Jr.	9	4	5	9	22	8	2	3	5	8
	Frolunda	Sweden	51	3	4	7	30	6	0	0	0	0
2008-09	San Antonio	AHL	43	1	6	7	35	-	-	-	-	-
2009-10	San Antonio	AHL	11	0	1	1	2	-	-	-	-	-

CAREER NOTES: **2009-10:** Appeared in 11 games for San Antonio (AHL) before sustaining a season-ending injury...**2008-09:** Registered 1-6-7 and 35 PIM in 43 games for San Antonio (AHL) while playing his first season in North America...Ranked T-5th on the team with a +1 rating...Missed 37 games due to various injuries...**2007-08:** Appeared in 51 games for Frolunda (Sweden), finishing with 3-4-7 and 30 PIM...Also played in six playoff games for Frolunda...**2006-07:** Played in 46 games for Frolunda, registering 1-3-4 and 20 PIM...Recorded 4-5-9 and 22 PIM in nine games for the Frolunda Jr. team...Played in eight playoff games for Frolunda Jr. and collected 2-3-5 and eight PIM...**2005-06:** Played in 29 games for Frolunda Jr., recording 4-11-15 and 84 PIM...Also played in three postseason games for the team...Appeared in 15 games for Frolunda...**2004-05:** Played in two games for Huddinge (Sweden) in the U-18 league and 29 games for Huddinge in the Swedish junior league, notching 3-3-6 and 94 PIM...**2003-04:** Collected three assists in six games for Huddinge U-18 and one assist in nine games for Huddinge Jr.



MATHIEU BEAUDOIN

RW

Height: 5'11" Weight: 190 lbs Shoots: Right
 Born: Apr. 6, 1984, Rock Forest, Quebec
 Acquired: Signed as a free agent, July 3, 2010
 Drafted: Not Drafted

SEASON	TEAM	LEAGUE	GP	REGULAR SEASON				PLAYOFFS				
				G	A	PTS	PIM	GP	G	A	PTS	PIM
2003-04	Ohio State	CCHA	40	7	7	14	24	-	-	-	-	-
2004-05	Ohio State	CCHA	40	23	11	34	50	-	-	-	-	-
2005-06	Ohio State	CCHA	32	8	8	16	18	-	-	-	-	-
2006-07	Ohio State	CCHA	37	14	11	25	24	-	-	-	-	-
	Arizona	CHL	-	-	-	-	-	14	2	1	3	14
2007-08	Las Vegas	ECHL	1	0	1	1	0	-	-	-	-	-
	Dayton	ECHL	61	38	30	68	44	2	0	0	0	0
	Iowa	AHL	3	0	0	0	0	-	-	-	-	-
	Rochester	AHL	1	0	0	0	0	-	-	-	-	-
	Hershey	AHL	7	0	0	0	2	1	0	0	0	0
2008-09	Las Vegas	ECHL	15	10	6	16	10	-	-	-	-	-
	San Antonio	AHL	1	0	1	1	2	-	-	-	-	-
	Milwaukee	AHL	2	0	0	0	0	-	-	-	-	-
	Houston	AHL	41	11	8	19	17	20	8	9	17	12
2009-10	Texas	AHL	72	19	25	44	22	22	4	3	7	4

CAREER NOTES: **2009-10:** Appeared in 72 games with Texas of the AHL, posting career-highs in goals (19), assists (25), points (44), PIM (22) and games played...Also registered 4-3-7 in 22 playoff games with Texas, helping lead the Stars to the Calder Cup Finals...Finished the regular season ranked T-4th on Texas in scoring...Collected six multi-point games...Notched his second career AHL hat trick at Milwaukee, Dec. 4...**2008-09:** Spent the majority of the season with Houston (AHL), recording 11-8-19 in 41 games...Also tallied 8-9-17 in 20 playoff games to rank 2nd on the team in postseason points...Recorded 2-2-4 in Game 4 of Conference Finals vs. Manitoba, May 20...Had a five game postseason point streak (2-5-7) from Apr. 18-27...Netted his first AHL hat trick on Feb. 14 at Iowa...Appeared in two AHL games with Milwaukee and one with San Antonio, recording an assist in his lone game with SA...Also tallied 10-6-16 in 15 games with Las Vegas of the ECHL...**2007-08:** Split the season between the ECHL and AHL, playing with five different teams...Played in 11 total AHL games, including seven with Hershey, three with Iowa and one with Rochester...Recorded 38-30-68 in 61 games with Dayton of the ECHL...Also played in one game with Las Vegas (ECHL)...**2006-07:** In his senior year at Ohio St., recorded 14-11-25 in 37 games...Led the Buckeyes in goals...Named to the Academic All-Big Ten Team and was the CCHA Scholar Athlete of the Year for Ohio St. for the second straight year...Upon the completion of the season, he joined Arizona of the CHL for the postseason and tallied 2-1-3 in 14 playoff games...**2005-06:** Registered 8-8-16 in 32 games as a junior at Ohio St...Named to the Academic All-Big Ten Team and was the CCHA Scholar Athlete of the Year for Ohio St...**2004-05:** As a sophomore at Ohio St., set career-highs in goals (23), assists (11) and points (34) while appearing in 40 games...Led the team in goals, PP goals (14) and SH goals (3)...**2003-04:** Recorded 7-7-14 in 40 games with Ohio St. as a freshman.

IN THE SYSTEM



JUSTIN BERNHARDT

RW

Height: 6'1" Weight: 190 lbs Shoots: Right

Born: Feb. 25, 1988, Yorkton, Saskatchewan

Acquired: Signed as a free agent, Apr. 13, 2009

SEASON	TEAM	LEAGUE	REGULAR SEASON					PLAYOFFS				
			GP	G	A	PTS	PIM	GP	G	A	PTS	PIM
2004-05	Regina	WHL	42	5	6	11	57	-	-	-	-	-
2005-06	Regina	WHL	61	22	23	45	75	6	2	4	6	8
2006-07	Regina	WHL	25	7	10	17	27	-	-	-	-	-
	Kelowna	WHL	40	8	12	20	45	-	-	-	-	-
2007-08	Kelowna	WHL	13	4	4	8	27	-	-	-	-	-
	Prince Albert	WHL	53	22	27	49	54	-	-	-	-	-
2008-09	Prince Albert	WHL	72	35	57	92	104	-	-	-	-	-
2009-10	San Antonio	AHL	14	1	2	3	15	-	-	-	-	-
	Las Vegas	ECHL	29	5	6	11	50	-	-	-	-	-

CAREER NOTES: 2009-10: In his first professional season, recorded 1-2-3 in 14 games with San Antonio of the AHL...Made his AHL debut for San Antonio on Oct. 10 at Abbotsford...Also played in 29 games for the ECHL's Las Vegas Wranglers, collecting 5-6-11 and 50 PIM...**2008-09:** Recorded 35-57-92 and 104 PIM in 72 games with Prince Albert (WHL) to lead his team in scoring and rank 5th in the league in points...His 104 PIM were tops among the WHL's top10 scoring leaders...Ranked 7th in the league in assists...Set WHL career-highs in goals, assists, points, PIM and games played...Recorded a 12-game point streak (9-10-19) from Oct. 15-Nov. 15...**2007-08:** Finished with 26-31-57 and 81 PIM in 63 games while splitting the season between Kelowna and Prince Albert (WHL)...Began the season with Kelowna, collecting 4-4-8 in 13 games...After being traded to Prince Albert, he notched 22-27-49 in 53 contests...Finished the season as Prince Albert's third-leading scorer...**2006-07:** Split the season between Regina and Kelowna (WHL), recording 15-22-37 in 65 games...Began the year with Regina, registering 7-10-17 in 25 games...After being dealt to Kelowna, collected 8-12-20 in 40 outings...**2005-06:** Collected 22-23-45 and 75 PIM in 61 games with Regina (WHL)...Also tallied 2-4-6 in six playoff games to rank T-2nd on the team...**2004-05:** In his first full WHL season with Regina, tallied 5-6-11 and 57 PIM in 42 games.



MATHIEU BRODEUR

D

Height: 6'5" Weight: 230 lbs Shoots: Left

Born: June 21, 1990, Laval, Quebec

Acquired: Phoenix's 5th choice (3rd round, 76th overall) in the 2008 Entry Draft

SEASON	TEAM	LEAGUE	REGULAR SEASON					PLAYOFFS				
			GP	G	A	PTS	PIM	GP	G	A	PTS	PIM
2006-07	Laurentides	QAAA	44	5	7	12	58	15	2	4	6	18
2007-08	Cape Breton	QMJHL	69	1	6	7	27	11	0	0	0	6
2008-09	Cape Breton	QMJHL	61	3	12	15	15	11	1	3	4	4
2009-10	Cape Breton	QMJHL	65	4	25	29	31	5	0	0	0	9
	San Antonio	AHL	2	0	1	1	0	-	-	-	-	-

CAREER NOTES: 2009-10: Appeared in 65 games with Cape Breton of the QMJHL...Recorded 4-25-29 and 31 PIM...Set QMJHL career-highs in goals, assists, points and PIM...Ranked 4th among Cape Breton defensemen in scoring...His +21 rating ranked 5th overall on the team...Appeared in five QMJHL playoff games...Played in two games with San Antonio of the AHL...Made his professional debut with the Rampage on Apr. 8 vs. Houston...Recorded his first professional point (assist) on Apr. 11 vs. Houston...**2008-09:** Played in 61 games with Cape Breton (QMJHL)...Registered 3-12-15 and 15 PIM...Set playoff career-highs in goals (1), assists (3) and points (4) while appearing in 11 postseason contests...**2007-08:** In his first season in the QMJHL, collected 1-6-7 and 27 PIM in 69 games with Cape Breton...Scored his first QMJHL goal on Jan. 6 vs. Lewiston...Also appeared in 11 playoff games...**2006-07:** Recorded 5-7-12 and 58 PIM in 44 games with Laurentides of the QAAA...Notched 2-4-6 and 18 PIM in 15 playoff games.

IN THE SYSTEM



MATT CLIMIE

Height: 6'3" Weight: 194 lbs Catches: Left
 Born: Feb. 11, 1983, Leduc, Albertan
 Acquired: Signed as a free agent, July 3, 2010
 Drafted: Not Drafted

G

SEASON	TEAM	LEAGUE	REGULAR SEASON					PLAYOFFS						
			GP	MIN	GA	SO	GAA	W-L-T	GP	G	A	PTS	PIM	W-L-T
2004-05	Bemidji State	CHA	21	1167	35	4	1.80	12-5-1	-	-	-	-	-	-
2005-06	Bemidji State	CHA	18	1065	48	1	2.70	8-7-2	-	-	-	-	-	-
2006-07	Bemidji State	CHA	29	1666	84	2	3.03	11-10-5	-	-	-	-	-	-
2007-08	Bemidji State	CHA	27	1529	55	5	2.16	14-8-3	-	-	-	-	-	-
2008-09	Iowa	AHL	6	346	23	0	3.99	1-4-0	-	-	-	-	-	-
	Idaho	ECHL	42	2404	92	4	2.30	27-12-1	4	199	8	0	2.41	0-3
	Dallas	NHL	3	185	9	0	2.92	2-1-0	-	-	-	-	-	-
2009-10	Houston	AHL	-	-	-	-	-	-	5	191	6	0	1.88	1-1
	Texas	AHL	43	2542	104	3	2.46	21-17-3	15	885	40	0	2.71	7-6
	Dallas	NHL	1	60	5	0	5.00	0-1-0	-	-	-	-	-	-
	NHL TOTALS		4	245	14	0	3.43	2-2-0	-	-	-	-	-	-

CAREER NOTES: 2009-10: Appeared in 43 games with the Texas Stars (AHL), posting a record of 21-17-3 with a 2.46 GAA, a .919 SV% and three shutouts...Ranked T-6th among all AHL goalies in SV%, 10th in GAA and T-13th in shutouts...Made a season-high 41 saves to record his third shutout of the season in win vs. Peoria, Feb. 6...Helped lead Texas to the 2010 Calder Cup Finals by posting a 7-6 record with a 2.71 GAA and .916 SV% in 15 postseason appearances...Made 51 saves in 3-2 OT win in Game 6 vs. Hamilton to force a Game 7, May 24... Played in one NHL game with the Dallas Stars on the season, Apr. 6 vs. CHI...**2008-09:** Spent the majority of the season with Idaho of the ECHL, going 27-12-1 with a 2.30 GAA and four shutouts...Ranked 3rd in the ECHL in GAA and T-3rd in wins...Also appeared in four playoff games with Idaho...Appeared in three games with the Dallas Stars, making his NHL debut on Apr. 4 vs. STL and collecting 22 saves to pick up his first NHL victory...Made 25 saves in a win at COL, Apr. 9...Played in five Calder Cup Playoff games with Houston (AHL), posting a 1.88 GAA...**2007-08:** Finished his four-year career at Bemidji State ranked 1st on the school's all-time shutouts list (12), 2nd in GAA (2.45) and 2nd SV% (.908)...As a senior, went 14-8-3 with a 2.16 GAA and career-high five shutouts...Earned Second-Team All-CHA honors...Began his pro career by appearing in six games with Iowa (AHL) upon completion of the college season...**2006-07:** As a junior at Bemidji State, went 11-10-5...Named First Team All-CHA...**2005-06:** Went 8-7-2 with 2.70 GAA in sophomore season at Bemidji State...**2004-05:** As a freshman at Bemidji State, posted a record of 12-5-1 with a 1.80 GAA and four shutouts.



ANDREW EBBETT

Height: 5'9" Weight: 174 lbs Shoots: Left
 Born: Jan. 2, 1983, Calgary, Alberta
 Acquired: Signed as a free agent, July 2, 2010
 Drafted: Not Drafted

C

SEASON	TEAM	LEAGUE	GP	REGULAR SEASON				PLAYOFFS				
				G	A	PTS	PIM	GP	G	A	PTS	PIM
2002-03	Michigan	CCHA	43	9	18	27	22	-	-	-	-	-
2003-04	Michigan	CCHA	43	9	28	37	56	-	-	-	-	-
2004-06	Michigan	CCHA	40	6	31	37	28	-	-	-	-	-
2005-06	Michigan	CCHA	41	14	28	42	25	-	-	-	-	-
2006-07	Binghamton	AHL	71	26	39	65	44	-	-	-	-	-
2007-08	Anaheim	NHL	3	0	0	0	2	-	-	-	-	-
	Portland	AHL	74	18	54	72	66	18	6	11	17	4
2008-09	Anaheim	NHL	48	8	24	32	24	13	1	2	3	8
	Iowa	AHL	28	10	19	29	6	-	-	-	-	-
2009-10	Anaheim	NHL	2	0	0	0	2	-	-	-	-	-
	Chicago	NHL	10	1	0	1	2	-	-	-	-	-
	Minnesota	NHL	49	8	6	14	6	-	-	-	-	-

CAREER NOTES: 2009-10: Appeared in a total of 61 games for three different teams - Anaheim, Chicago and Minnesota...Totaled 9-6-15 and eight PIM...Set a career-high with nine goals on the season...Began the season with Anaheim and appeared in two games before being claimed off waivers by Chicago on Oct. 17...Played in 10 games for the Blackhawks and scored one goal...Claimed off waivers by Minnesota on Nov. 21...Recorded a goal and an assist vs. EDM, Mar. 16...Scored a goal in back-to-back games for the Wild, Mar. 11 at DET and Mar. 12 at BUF...Scored the GWG vs. DET, Jan. 27...Notched GWG vs. NSH, Dec. 2...Scored his lone goal in a Blackhawks uniform on Nov. 9 vs. LA...**2008-09:** Appeared in his first full NHL season, collecting 8-24-32 in 48 games with Anaheim...Recorded five multiple-point games...Finished T-7th among NHL rookies in assists and T-4th in points-per-game (.67)...Combined with teammate Bobby Ryan to lead all rookie duos from the same team in both points (39-50-89) and points-per-game (.79)...Finished the season having recorded points in seven of his last 11 games (3-6-9)...Also tallied 6-17-23 points in his last 32 games and 7-21-28 in his last 39...Recorded a +10 rating over his last 27 games of the season...Set a single-game career best for points in a game with three on three separate occasions: Feb. 15 vs. ATL (1-2-3 with a +3 rating), Feb. 28 at DAL (1-2-3 with a +2 rating) and Mar. 25 at COL (1-2-3)...Finished the season just two assists shy of the club rookie record (Ryan and Beauchemin, 26)...Scored his eighth goal of the season, Apr. 10 vs. DAL...Recorded a season-high tying three-game point streak (2-3-5), Mar. 22-25...Had a season-high three-game point streak (0-3-3), Jan. 27-Feb. 2...Scored his first career NHL goal (PPG), Jan. 2 vs. PHI (Martin Biron)...Earned his first two NHL points with a two-assist effort at CGY, Dec. 22...Made his season debut on Dec. 22 at VAN after being recalled from Iowa (AHL) on Dec. 22...In 28 games with the Chops, collected 10-19-29 points with a +9 rating...At the time of his recall, led the Chops in points, assists and plus/minus, and ranked 2nd in goals...**2009 Playoffs:** Made his Stanley Cup Playoffs debut, appearing in all 13 of Anaheim's contests...Collected an assist in Game 5 of the WCQF at DET, May 10...Scoreless in a career-high 19-46 TOI in Game 2 of the CSF at DET, May 3...Collected an assist in Game 5 of the WCQF at SJ, Apr. 25...Scored his first career playoff goal in Game 2 of the WCQF at SJ, Apr. 19...**2007-08:** Made his NHL debut, appearing in three contests with Anaheim...Was recalled from Portland (AHL) on Feb. 21, 2008...Appeared in his first NHL game, Feb. 22 vs. STL...Registered two shots on goal while logging 11:57 TOI with a +1 rating...Reassigned to Portland on Feb. 26...Led the Pirates in scoring with 18-54-72, establishing career-highs in assists and points...Finished 6th in the AHL in assists and T-11th in overall scoring...Helped Portland to an Eastern Conference Final appearance, recording 6-11-17 points in 18 Calder Cup Playoff contests...**2006-07:** Appeared in 71 games with Binghamton of the AHL in his first professional season...Recorded 26-39-65 in 71 games...Led the Senators in assists and finished 2nd on the club in points...**2005-06:** Completed his senior season at the University of Michigan (CCHA), establishing career-highs in goals (14) and points (42)...Served as the Wolverines captain...Appeared in 41 games, scoring 14-28-42 with 25 PIM...Received Michigan's Outstanding Sportsmanship Award from the Big Ten Conference...Was also named a finalist for the CCHA Best Defensive Forward Award...**2004-05:** Scored 6-31-37 in 40 games with Michigan during his junior season...Helped lead the Wolverines to the CCHA title...**2003-04:** In his sophomore season with Michigan, finished 2nd on the club in scoring, tallying 9-29-38 with 56 PIM...Finished the season tied for 10th in the CCHA in scoring...**2002-03:** Made his collegiate debut, recording 9-18-27 points in 41 games with the University of Michigan Wolverines as a freshman.

IN THE SYSTEM



JOEL GISTEDT

G

Height: 5'11" Weight: 176 lbs Catches: Left

Born: Dec. 7, 1987, Uddevalla, Sweden

Acquired: Phoenix's 4th choice (2nd round, 36th overall) in the 2007 Entry Draft

SEASON	TEAM	LEAGUE	REGULAR SEASON					PLAYOFFS						
			GP	MIN	GA	SO	GAA	W-L-T	GP	G	A	PTS	PIM	W-L-T
2003-04	Frolunda	Sweden – U18	6	n/a	14	0	2.34	n/a	7	-	-	-	1.57	-
2004-05	Frolunda	Sweden – U18	2	n/a	6	0	3.00	n/a	6	-	-	-	2.30	-
	Frolunda	Sweden – U20	8	n/a	14	0	1.73	n/a	-	-	-	-	-	-
2005-06	Frolunda	Sweden – U20	32	n/a	76	5	2.37	n/a	7	-	-	-	2.49	-
	Frolunda	Sweden	3	n/a	5	1	1.66	n/a	-	-	-	-	-	-
2006-07	Frolunda	Sweden	35	2050	88	2	2.58	17-13-4	-	-	-	-	-	-
2007-08	Frolunda	Sweden- U20	2	n/a	3	1	1.50	n/a	8	-	-	-	1.86	-
	Frolunda	Sweden	11	577	37	0	3.36	4-4-3	-	-	-	-	-	-
	Frolunda	Sweden – U20	5	n/a	n/a	n/a	1.38	5-0-0	-	-	-	-	-	-
2008-09	Arizona	CHL	29	1533	106	0	4.15	10-15-1	-	-	-	-	-	-
2009-10	Las Vegas	ECHL	20	991	67	0	4.06	7-8-1-1	-	-	-	-	-	-

CAREER NOTES: 2009-10: Appeared in 20 games for Las Vegas of the ECHL, posting a record of 7-8-1-1...Recorded a 4.06 GAA and a .874 SV%...**2008-09:** Played in 29 games for Arizona (CHL) in his first season in North America...Posted a record of 10-15-1 with a 4.15 GAA and a .873 SV%...Won three straight starts from Jan. 31-Feb. 6, stopping 92 of 102 shots in that span...**2007-08:** Appeared in 11 games for Frolunda of the Swedish Elite League, posting a record of 4-4-3 and a 3.36 GAA...Also played in five games for Frolunda in the U-20 league, going 5-0-0 with a 1.38 GAA...**2006-07:** Played in 35 games for Frolunda of the Swedish Elite League, going 17-13-4 with a 2.58 GAA and two shutouts...Played in two games for the Frolunda U-20 squad...**2005-06:** Recorded a 2.37 GAA in 32 games with the Frolunda U-20 team and a 1.66 GAA in three games for Frolunda in the Swedish Elite League...**2004-05:** Appeared in eight games with the Frolunda U-20 team and two games with their U-18 squad...**2003-04:** Played in six games for the Frolunda U-18 team.



SHAUN HESHKA

D

Height: 6'1" Weight: 198 lbs Shoots: Right

Born: July 30, 1985, Melville, Saskatchewan

Acquired: From Vancouver in exchange for a 7th round choice in the 2009 Entry Draft

Drafted: Not Drafted

SEASON	TEAM	LEAGUE	REGULAR SEASON					PLAYOFFS				
			GP	G	A	PTS	PIM	GP	G	A	PTS	PIM
2002-03	Melville	SJHL	53	6	14	20	53	-	-	-	-	-
2003-04	Everett	WHL	66	3	7	10	25	21	0	2	2	8
2004-05	Everett	WHL	72	12	26	38	21	11	2	0	2	6
2005-06	Everett	WHL	66	10	49	59	91	14	3	10	13	10
2006-07	Manitoba	AHL	57	2	4	6	14	7	0	0	0	8
	Victoria	ECHL	3	0	1	1	4	-	-	-	-	-
2007-08	Manitoba	AHL	77	9	21	30	59	6	0	1	1	4
2008-09	Manitoba	AHL	77	3	23	26	25	22	0	5	5	12
2009-10	Phoenix	NHL	8	0	2	2	4	-	-	-	-	-
	San Antonio	AHL	73	7	26	33	34	-	-	-	-	-

CAREER NOTES: 2009-10: Appeared in 73 games with San Antonio (AHL), recording 7-26-33 and 34 PIM...Ranked 2nd among San Antonio defensemen in scoring...Set AHL career-highs in assists and points...Also played in eight games with the Coyotes, collecting two assists...Recorded his first career NHL point with an assist vs. MTL, Nov. 12...Made his NHL debut at ANA, Nov. 7, logging 15:33 TOI and two PIM...**2008-09:** Appeared in 77 games with Manitoba (AHL), recording 3-23-26 and 25 PIM...Ranked 2nd on the team in points among defensemen (26) and T-3rd on the team in plus/minus (+17)...Collected five assists in 22 playoff games, helping Manitoba advance to the Calder Cup Finals...**2007-08:** Recorded 9-21-30 and 59 PIM in 77 games for Manitoba (AHL)...Led all Moose defensemen in goals, assists and points...Ranked 4th on the team with a +18 rating...Finished with eight multi-point games...Collected one assist in six postseason contests...**2006-07:** Played in 57 games for Manitoba during his first professional season...Recorded 2-4-6 and 14 PIM for the Moose...Also played in seven playoff games...Appeared in three games with Victoria of the ECHL...**2005-06:** Appeared in 66 games with Everett in his third and final season in the WHL...Collected 10-49-59 and 91 PIM...Ranked 2nd in scoring among all WHL defensemen...Also ranked T-2nd in scoring for Everett and led the team in assists...Registered 3-10-13 in 14 playoff games to rank T-2nd on the team in postseason scoring...**2004-05:** Registered 12-26-38 and 21 PIM in 72 games for Everett (WHL)...Ranked 3rd on the team in scoring...Scored two goals in 11 playoff games...**2003-04:** In his first WHL season with Everett, recorded 3-7-10 and 25 PIM in 66 games...Appeared in 21 playoff games, helping Everett to the WHL finals...**2002-03:** Played for Melville of the SJHL, collecting 6-14-20 in 53 games.

IN THE SYSTEM



RYAN HOLLWEG

LW

Height: 5'11" Weight: 205 lbs Shoots: Left

Born: Apr. 23, 1983, Downey, California

Acquired: Signed as a free agent, Sept. 28, 2009

Acquired: NY Rangers' 10th choice (8th round, 238th overall) in 2001 Entry Draft

SEASON	TEAM	LEAGUE	REGULAR SEASON					PLAYOFFS				
			GP	G	A	PTS	PIM	GP	G	A	PTS	PIM
1999-00	Medicine Hat	WHL	54	19	27	46	107	-	-	-	-	-
2000-01	Medicine Hat	WHL	65	19	39	58	125	-	-	-	-	-
2001-02	Medicine Hat	WHL	58	30	40	70	121	-	-	-	-	-
	Hartford	AHL	8	1	1	2	2	9	0	2	2	19
2002-03	Medicine Hat	WHL	4	1	1	2	8	-	-	-	-	-
2003-04	Medicine Hat	WHL	52	25	32	57	117	20	6	9	15	22
2004-05	Hartford	AHL	73	8	6	14	239	6	1	0	1	9
2005-06	Hartford	AHL	7	2	1	3	11	-	-	-	-	-
	NY Rangers	NHL	52	2	3	5	84	4	0	1	1	19
2006-07	NY Rangers	NHL	78	1	2	3	131	2	0	0	0	2
2007-08	NY Rangers	NHL	70	2	2	4	96	8	0	0	0	2
2008-09	Toronto	NHL	25	0	2	2	38	-	-	-	-	-
	Toronto	AHL	28	2	1	3	34	6	0	0	0	20
2009-10	San Antonio	AHL	53	4	6	10	93	-	-	-	-	-

CAREER NOTES: **2009-10:** Appeared in 53 games with the San Antonio Rampage (AHL), recording 4-6-10 and 93 PIM...**2008-09:** Appeared in 25 games with the Toronto Maple Leafs, collecting two assists and 38 PIM...Recorded his first point in a Leafs uniform with an assist vs. ATL, Nov. 25...Made his Maple Leafs debut on Jan. 10 at PHI...Played in 28 games for the Toronto Marlies of the AHL, recording 2-1-3...**2007-08:** Appeared in 70 games with the NY Rangers, posting 2-2-4 and 96 PIM...Ranked 3rd on the team in PIM and 4th in hits (147)...Registered his first point (assist) of the season at PIT, Nov. 17...Scored two goals vs. PHI, Jan. 10...Missed Feb. 5 game due to NHL suspension...**2008 Playoffs:** Appeared in eight games for the Rangers vs. NJ and PIT...**2006-07:** Played 78 games for the NY Rangers, collecting 1-2-3 with 131 PIM...Ranked 1st on the team and 13th in the NHL in hits (231)...Ranked 1st on the team and 13th in NHL in PIM...Registered first assist of the season vs. CBJ, Feb. 24...Registered first point (goal) of the season and recorded a career-high 20 PIM vs. TB, Feb. 9...Played in 100th career game on Jan. 20 vs. ATL...**2007 Playoffs:** Played in two playoff games with the Rangers vs. BUF...**2005-06:** Played seven games for the Hartford Wolf Pack (AHL) collecting 2-1-3 and 11 PIM...Recalled from Hartford on Nov. 3 to the Rangers and went on to record 2-3-5 and 84 PIM in 52 games for the Blueshirts...Ranked 2nd on the team with 126 hits and 3rd in PIM...Scored a goal at COL, Dec. 18...Scored his first career NHL goal and added an assist for first career multi-point game on Nov. 7 vs. PIT...Registered his first career point (assist) in his NHL debut on Oct. 5 at PHI...**2006 Playoffs:** Played four games during the 2006 Playoffs for the Rangers, collecting one assist and 19 PIM...Picked up his first career playoff point at NJ, Apr. 24...Made his Stanley Cup Playoff debut at NJ, Apr. 22...**2004-05:** Played in 73 games for Hartford of the AHL, recording 8-6-14 and 239 PIM...Ranked 2nd on Hartford in PIM...Registered the GWG and an assist for first points of the season, Oct. 30 at Portland...Missed three games due to AHL suspension, Feb. 18-20...Missed two games due to AHL suspension, Mar. 23-26...Played in six AHL playoff games, collecting one goal and nine PIM...**2003-04:** Played in 52 games with the Medicine Hat Tigers (WHL) collecting 25-32-57 and 117 PIM...Ranked 1st on the team with three SH goals...Also ranked 3rd on team in PIM, T-4th in goals and 8th in points...Named WHL Player of the Week, Feb. 2...Played in 20 WHL playoff games, collecting 6-9-15 and 22 PIM...Won the WHL championship and played in the 2004 Memorial Cup...Notched two assists in four Memorial Cup contests...**2002-03:** Played in four games with Medicine Hat (WHL) collecting 1-1-2 points...Missed the remainder of the season due to a concussion...**2001-02:** Played in 58 games with Medicine Hat (WHL) collecting 30-40-70 with 121 PIM...Ranked 3rd on the team in points and T-3rd in goals...Represented the United States at the World Junior Championship, collecting 2-3-5 in seven games...Ranked T-2nd Team USA in points...Played in eight games for Hartford (AHL) after Medicine Hat's season, collecting 1-1-2...Made professional debut on Mar. 23 vs. Springfield...Appeared in nine AHL playoff games with Hartford, recording two assists...**2000-01:** Skated in 65 games with Medicine Hat (WHL) collecting 19-39-58 and 125 PIM...Ranked 2nd on the team in assists, 4th in PIM and 4th in points...**1999-00:** Played in 54 games with Medicine Hat (WHL), collecting 19-27-46 and 107 PIM...Ranked 2nd on the team in points and assists and 4th in PIM.



ALEXEI KAIGORODOV

C

Height: 6'0" Weight: 194 lbs Shoots: Left

Born: July 29, 1983, Magnitogorsk, Russia

Acquired: From Ottawa for Mike Comrie, Jan. 3, 2007

Drafted: Ottawa's 2nd choice (47th overall) in 2002 Entry Draft

SEASON	TEAM	LEAGUE	REGULAR SEASON					PLAYOFFS				
			GP	G	A	PTS	PIM	GP	G	A	PTS	PIM
2000-01	Magnitogorsk	Russia	45	12	30	42	26	-	-	-	-	-
	Russia	WJC - U18	6	1	5	6	8	-	-	-	-	-
2001-02	Magnitogorsk	Russia	46	4	12	16	20	9	0	3	3	2
2002-03	Magnitogorsk	Russia	46	8	14	22	20	3	0	1	1	0
	Russia	WJC	6	1	7	3	3	4	-	-	-	-
	Russia	WC	2	0	0	0	2	-	-	-	-	-
2003-04	Magnitogorsk	Russia	49	4	12	16	24	14	2	2	4	4
2004-05	Magnitogorsk	Russia	57	15	34	49	40	5	0	3	3	2
2005-06	Magnitogorsk	Russia	50	9	23	32	42	11	0	1	1	6
2006-07	Ottawa	NHL	6	0	1	1	0	-	-	-	-	-
	Magnitogorsk	Russia	32	6	12	18	18	15	2	8	10	14
2007-08	Magnitogorsk	Russia	56	6	33	39	30	-	-	-	-	-
2008-09	Magnitogorsk	KHL (Russia)	56	7	28	35	26	12	4	4	8	10
2009-10	Magnitogorsk	KHL (Russia)	52	4	11	15	16	-	-	-	-	-

CAREER NOTES: **2009-10:** Appeared in 52 games with Magnitogorsk of the KHL, recording 4-11-15 and 16 PIM...**2008-09:** Recorded 7-28-35 and 26 PIM in 56 games with Magnitogorsk of the KHL (Russia)...Also registered 4-4-8 and 10 PIM in 12 playoff games...**2007-08:** Played in 56 games with Magnitogorsk, collecting 6-33-39 and 30 PIM...**2006-07:** Acquired in a trade with Ottawa in exchange for Mike Comrie on Jan. 3...Had an assist in six games with Ottawa prior to trade...Made his NHL debut with the Senators at MTL, Oct. 14...Played in 32 games with Magnitogorsk (Russia), recording 6-12-18...Also had 2-8-10 and 14 PIM in 15 playoff games...**2005-06:** Played in 50 games with Magnitogorsk, recording 9-23-32...Ranked T-4th on the team in scoring...Appeared in 11 playoff games...**2004-05:** Led Magnitogorsk in scoring with 15-34-49 in 57 games...Had three assists in five playoff games...**2003-04:** Skated in 49 games for Magnitogorsk, recording 4-12-16...**2002-03:** Played in 46 games for Magnitogorsk, collecting 8-14-22...Represented Russia at both the World Championships and World Junior Championships...Won a gold medal at World Junior Championships, where he registered 1-2-3 in six games...**2001-02:** Collected 4-12-16 in 46 games with Magnitogorsk...**2000-01:** Won a gold medal at World Junior Championships-Under 18 tournament...Had 1-5-6 in six games...Played in 45 games for Magnitogorsk, recording 12-30-42.

IN THE SYSTEM



BRACKEN KEARNS

C

Height: 6'0" Weight: 200 lbs Shoots: Left
 Born: May 12, 1981, Vancouver, British Columbia
 Acquired: Signed as a free agent, July 27, 2010
 Drafted: Not Drafted

SEASON	TEAM	LEAGUE	REGULAR SEASON					PLAYOFFS				
			GP	G	A	PTS	PIM	GP	G	A	PTS	PIM
2001-02	Univ. of Calgary	CWJAA	26	0	8	8	2	-	-	-	-	-
2002-03	Univ. of Calgary	CWJAA	29	8	9	17	14	-	-	-	-	-
2003-04	Univ. of Calgary	CWJAA	38	11	12	23	22	-	-	-	-	-
2004-05	Univ. of Calgary	CWJAA	43	12	23	35	18	-	-	-	-	-
2005-06	Toledo	ECHL	71	33	36	69	66	13	7	6	13	6
	Cleveland	AHL	1	0	1	1	0	-	-	-	-	-
2006-07	Milwaukee	AHL	79	11	15	26	59	4	0	0	0	8
2007-08	Norfolk	AHL	53	9	16	25	40	-	-	-	-	-
	Reading	ECHL	17	5	13	18	17	-	-	-	-	-
2008-09	Norfolk	AHL	53	12	10	22	63	-	-	-	-	-
2009-10	Rockford	AHL	80	15	36	51	99	4	0	2	2	2

CAREER NOTES: 2009-10: Appeared in 80 games with Rockford of the AHL, recording 15-36-51 with 99 PIM and a +8 rating...Set AHL career highs in goals, assists, points, PIM, plus/minus and games played...Led Rockford in assists and ranked 2nd on the team in points and 4th in PIM...Named the team's Man of the Year and Unsung Hero...Finished with 10 multi-point games...Compiled a five-game point streak (2-4-6) from Jan. 15-23...Notched three assists in Rockford's 4-3 overtime win over Houston on Jan. 6, surpassing his AHL career-high for points in just 40 games...Also earned two assists in four playoff games...**2008-09:** Registered 12-10-22 and 63 PIM in 53 AHL games with Norfolk...Missed the final 23 games of the season due to injury...Set a new AHL career-high with his 12th goal of the season on Feb. 18 at Binghamton...Collected an AHL career-high five-game point streak (4-3-7) from Jan. 7-17...Registered an AHL career-high three points (1-2-3) on Jan. 17 vs. Worcester...**2007-08:** Played in 53 games with Norfolk (AHL), recording 9-16-25 and 40 PIM...Named an alternate captain on Mar. 28...Finished with four multi-point games...Also played in 17 games for Reading of the ECHL, collecting 5-13-18...**2006-07:** In his first full AHL season, appeared in 79 games with Milwaukee...Collected 11-15-26 and 59 PIM...Scored his first AHL goal in first game of the season, Oct. 13 vs. Chicago...Also appeared in four postseason contests...**2005-06:** Appeared in 71 games with Toledo of the ECHL, notching 33-36-69 and 66 PIM...Led the team in goals and points...Tallied 7-6-13 in 13 playoff games...Also led Toledo in playoff scoring...**2004-05:** As a senior at the University of Calgary, recorded 12-23-35 in 43 games while serving as team captain...Set career-highs in goals, assists, points and games played...**2003-04:** Tallied 11-12-23 in 38 games in junior season at Univ. of Calgary...**2002-03:** Registered 8-9-17 in 29 games for Univ. of Calgary...**2001-02:** As a freshman at Univ. of Calgary, collected eight assists in 26 games.



COLIN LONG

C

Height: 5'11" Weight: 186 lbs Shoots: Right
 Born: June 19, 1989, Santa Ana, California
 Acquired: Phoenix's 6th choice (4th round, 99th overall) in the 2008 Entry Draft

SEASON	TEAM	LEAGUE	REGULAR SEASON					PLAYOFFS				
			GP	G	A	PTS	PIM	GP	G	A	PTS	PIM
2005-06	Kelowna	WHL	20	1	3	4	6	3	0	0	0	0
2006-07	Kelowna	WHL	69	11	17	28	38	-	-	-	-	-
2007-08	Kelowna	WHL	72	31	69	100	41	7	2	10	12	6
2008-09	Kelowna	WHL	68	33	58	91	28	22	4	12	16	16
2009-10	San Antonio	AHL	29	2	2	4	10	-	-	-	-	-

CAREER NOTES: 2009-10: In his first season of professional hockey, recorded 2-2-4 and 10 PIM in 29 games with San Antonio (AHL)...Scored his first professional goal on Oct. 9 at Abbotsford...Made his AHL debut on Oct. 2 vs. Texas...**2008-09:** Led Kelowna (WHL) to the WHL Championship and an appearance in the Memorial Cup Finals while serving as team captain...Ranked 6th in the WHL in scoring during the regular season with 33-58-91 in 68 games...Led Kelowna in points and assists and ranked T-2nd in goals...He also led the team with 17 power play goals and ranked 2nd with a +29 rating...Registered 4-12-16 in 22 playoff games...Collected 1-3-4 in four Memorial Cup contests...Was the runner-up for WHL's Most Sportsmanlike Award for the second straight season...**2007-08:** Recorded 31-69-100 in 72 games for Kelowna (WHL) to lead his team and rank 2nd in the WHL in scoring...Was one of only two players in the league to reach the 100-point plateau...Set WHL career-highs in assists and points...Runner-up for the WHL's Most Sportsmanlike Award...Notched 2-10-12 in seven postseason contests to lead Kelowna...**2006-07:** Registered 11-17-28 and 38 PIM in 69 games with Kelowna (WHL)...**2005-06:** In his first season with Kelowna (WHL), collected 1-3-4 in 20 games...Also appeared in three playoff games.

IN THE SYSTEM



JOSH LUNDEN

LW

Height: 6'2" Weight: 202 lbs Shoots: Left
 Born: Feb. 24, 1986, Burnaby, British Columbia
 Acquired: Signed as a free agent, Mar. 19, 2010
 Drafted: Not Drafted

SEASON	TEAM	LEAGUE	REGULAR SEASON					PLAYOFFS				
			GP	G	A	PTS	PIM	GP	G	A	PTS	PIM
2006-07	Alaska-Anchorage	WCHA	31	11	9	20	36	-	-	-	-	-
2007-08	Alaska-Anchorage	WCHA	36	14	13	27	26	-	-	-	-	-
2008-09	Alaska-Anchorage	WCHA	34	14	6	20	26	-	-	-	-	-
2009-10	Alaska-Anchorage	WCHA	25	8	9	17	22	-	-	-	-	-
	San Antonio	AHL	8	0	2	2	7	-	-	-	-	-

CAREER NOTES: 2009-10: In his senior year at Alaska-Anchorage, recorded 8-9-17 in 25 games...Ranked 4th on the team in goals and points...Served as an alternate captain...Missed 11 games due to injury...Named to the WCHA All-Academic Team for the third time in his career...Received WCHA Scholar-Athlete honors for the first time...Signed with the Coyotes as a free agent on Mar. 19...Appeared in eight games with San Antonio (AHL) and collected two assists...Earned his first professional point with an assist vs. Lake Erie, Mar. 28...**2008-09:** Appeared in 34 games with Alaska-Anchorage as a junior, collecting 14-6-20...Ranked T-2nd on the team in goals and 4th in points...Also tied for team-lead with six PP goals...Named to WCHA All-Academic Team...**2007-08:** Registered 14-13-27 in 36 games with Alaska-Anchorage as a sophomore...Named Team MVP after leading team in scoring with 14-13-27 in 36 games...Tied for team-lead with three PP goals...Only player on team to reach double-figures in goals, assists and points...Made WCHA All-Academic Team...**2006-07:** As a freshman at Alaska-Anchorage, recorded 11-9-20 in 31 games...Ranked T-3rd on team and 2nd among freshman in scoring.



BRETT MACLEAN

LW

Height: 6'2" Weight: 197 lbs Shoots: Right
 Born: Dec. 24, 1988, Port Elgin, Ontario
 Acquired: Phoenix's 3rd choice (2nd round, 32nd overall) in the 2007 Entry Draft

SEASON	TEAM	LEAGUE	REGULAR SEASON					PLAYOFFS				
			GP	G	A	PTS	PIM	GP	G	A	PTS	PIM
2004-05	Erie	OHL	68	7	16	23	31	6	1	1	2	6
2005-06	Erie	OHL	13	3	5	8	6	-	-	-	-	-
	Oshawa	OHL	35	13	25	38	29	-	-	-	-	-
2006-07	Oshawa	OHL	68	47	53	100	43	7	6	9	15	9
2007-08	Oshawa	OHL	61	61	58	119	42	15	5	11	16	12
2008-09	San Antonio	AHL	74	21	19	40	33	-	-	-	-	-
2009-10	San Antonio	AHL	76	30	35	65	43	-	-	-	-	-

CAREER NOTES: 2009-10: Played in 76 games for San Antonio (AHL), recording 30-35-65 and 43 PIM...Led the Rampage in goals, points, PP goals (14) and shots (252) while tying for the team-lead in plus/minus (+13) and ranking 2nd in assists and games played...Ranked T-10th in the AHL in goals and T-19th in points...Finished with 17 multi-point games, including seven multi-goal games...Recorded 6-10-16 in 13 games in the month of March...Compiled a seven-game point streak (5-4-9) from Dec. 19 to Jan. 2...Recorded 2-2-4 for a season-high four points on Oct. 17 vs. Grand Rapids...**2008-09:** In his first professional season, played in 74 games for San Antonio (AHL), recording 21-19-40 and 33 PIM...Ranked 2nd on the team in goals, 2nd in plus/minus (+5), 3rd in games played (74) and 5th in points (40)...Selected to represent San Antonio in the 2009 AHL All-Star Game...Recorded one assist while skating for the Canadian AHL All-Stars...Recorded seven multi-point games...**2007-08:** Appeared in 61 games for Oshawa (OHL), recording 61-58-119 and 42 PIM...Led the OHL in goals (61) and ranked 2nd in points (119) and 9th in assists (58)...Named to the 2007-08 OHL First All-Star Team...Named OHL Player of the Month for November and January...Was named an Eastern Conference All-Star...Registered 5-11-16 in 15 playoff games...**2006-07:** Finished with 47-53-100 in 68 games for Oshawa...Ranked 2nd on his team in scoring and 9th in the OHL...Named an Eastern Conference All-Star...Collected 6-9-15 in seven playoff games...**2005-06:** Split the OHL season between Erie and Oshawa, recording 16-28-46 and 35 PIM in 48 games...**2004-05:** Appeared in 68 games for Erie in his first season in the OHL...Registered 7-16-23 and 31 PIM.

IN THE SYSTEM



JEFF MAY

D

Height: 6'2" **Weight:** 200 lbs **Shoots:** Left
Born: April 4, 1987, Richmond, British Columbia
Acquired: Signed to AHL contract, Jan. 23, 2009
Drafted: Detroit's 7th choice (5th round, 151st overall) in the 2005 Entry Draft

SEASON	TEAM	LEAGUE	REGULAR SEASON					PLAYOFFS				
			GP	G	A	PTS	PIM	GP	G	A	PTS	PIM
2002-03	Richmond	BCAHA	55	11	26	37	143	-	-	-	-	-
	Prince Albert	WHL	5	0	0	0	2	-	-	-	-	-
2003-04	Prince Albert	WHL	40	0	3	3	19	3	0	0	0	4
2004-05	Prince Albert	WHL	67	3	19	22	66	17	2	3	5	13
2005-06	Prince Albert	WHL	72	2	28	30	104	-	-	-	-	-
2006-07	Prince Albert	WHL	72	10	34	44	96	5	0	3	3	2
2007-08	Prince Albert	WHL	25	1	19	20	32	-	-	-	-	-
	Lethbridge	WHL	29	3	21	24	19	19	2	7	9	10
2008-09	Las Vegas	ECHL	23	4	6	10	21	-	-	-	-	-
	Norfolk	AHL	3	0	0	0	0	-	-	-	-	-
	Providence	AHL	11	0	0	0	7	-	-	-	-	-
	San Antonio	AHL	25	1	4	5	31	-	-	-	-	-
2009-10	San Antonio	AHL	46	2	4	6	22	-	-	-	-	-

CAREER NOTES: **2009-10:** Played in 46 games with San Antonio, collecting 2-4-6 and 22 PIM... Scored his first goal of the season at Houston, Nov. 7... **2008-09:** Played in 23 games with Las Vegas (ECHL), recording 4-6-10 and 21 PIM... Played a total of 39 games for three different AHL teams and finished with 1-4-5 and 38 PIM... Appeared in three games with Norfolk (AHL)... Played in 11 games with Providence (AHL)... Finished season with San Antonio (AHL), collecting 1-4-5 and 31 PIM in 25 games after signing with the team on Jan. 23... **2007-08:** Split his final season in the WHL between Prince Albert and Lethbridge... Collected 1-19-20 and 32 PIM in 25 games with Prince Albert before being traded to Lethbridge... Notched 3-21-24 and 19 PIM with Lethbridge in 29 regular season contests... In 19 postseason games with Lethbridge, tallied 2-7-9 and 10 PIM... **2006-07:** Registered WHL career-highs in goals (10) and points (44) for Prince Albert... Also tallied three assists in five playoff games... **2005-06:** Registered 2-28-30 and 104 PIM in 72 games with Prince Albert... **2004-05:** Recorded 3-19-22 and 66 PIM in 67 games with Prince Albert... Also collected 2-3-5 and 13 PIM in 17 playoff games... **2003-04:** Had three assists in 40 games in his first full WHL season with Prince Albert.



AL MONTOYA

G

Height: 6'2" **Weight:** 185 lbs **Catches:** Left
Born: Feb. 13, 1985, Glenview, Illinois
Acquired: From NY Rangers with Marcel Hossa for Fredrik Sjostrom, David LeNeveu, Josh Gratton and a conditional draft choice, Feb. 26, 2008
Drafted: NY Rangers' 1st choice (1st round, 6th overall) in the 2004 Entry Draft

SEASON	TEAM	LEAGUE	REGULAR SEASON					PLAYOFFS						
			GP	MIN	GA	SO	GAA	W-L-T	GP	G	A	PTS	PIM	W-L-T
2002-03	University of Michigan	CCHA	43	2547	99	4	2.33	30-10-3	-	-	-	-	-	-
2003-04	University of Michigan	CCHA	40	2340	87	6	2.23	26-12-2	-	-	-	-	-	-
2004-05	University of Michigan	CCHA	40	2359	99	3	2.52	30-7-3	-	-	-	-	-	-
2005-06	Hartford	AHL	40	2094	91	2	2.61	23-9-1	5	257	8	1	1.87	2-1
	Charlotte	ECHL	2	123	8	0	3.92	1-1-0	-	-	-	-	-	-
2006-07	Hartford	AHL	48	2556	98	6	2.30	27-17-0	7	391	20	1	3.07	3-4
2007-08	Hartford	AHL	31	1704	72	0	2.54	16-8-3	-	-	-	-	-	-
	San Antonio	AHL	14	789	34	1	2.59	8-6-0	1	59	4	0	4.04	0-1
2008-09	San Antonio	AHL	29	1562	84	0	3.23	7-17-2	-	-	-	-	-	-
	Phoenix	NHL	5	259	9	1	2.08	3-1-0	-	-	-	-	-	-
2009-10	San Antonio	AHL	14	771	34	0	2.65	4-7-1	-	-	-	-	-	-

CAREER NOTES: **2009-10:** Played in 14 games for San Antonio (AHL), posting a record of 4-7-1 with a 2.65 GAA and a .904 SV%... Suffered a season-ending injury on Nov. 24 vs. Milwaukee... Stopped 28 of 30 shots in a 7-2 win vs. Grand Rapids, Oct. 18... Made 32 saves in a 4-1 win at Lake Erie, Oct. 13... **2008-09:** Played in 29 games for San Antonio, posting a record of 7-17-2 with a 3.23 GAA and a .885 SV%... Finished the season with the Coyotes where he went 3-1-0 with a 2.08 GAA, a .925 SV% and one shutout in five games... Made 40 saves in a 4-1 win at SJ, Apr. 9... Stopped 20 of 21 shots in a 2-1 win vs. LA, Apr. 2... Became the first goalie in Coyotes/Jets franchise history to record a shutout in his NHL debut when he stopped all 23 shots he faced in a 3-0 win at COL, Apr. 1... Posted a record of 3-2-0 with a 1.50 GAA and a .944 SV% in his last six appearances of the season for San Antonio, stopping 134 of the 142 shots he has faced in that span (Mar. 13-22)... **2007-08:** Split the season between Hartford and San Antonio (AHL), compiling a 24-14-3 record with a 2.55 GAA... Began the season with Hartford, posting a record of 16-8-3 with a 2.54 GAA in 31 games... Traded from the NY Rangers to Phoenix on Feb. 26... In 14 games with San Antonio, he went 8-6-0 with a 2.59 GAA and one shutout... Appeared in one playoff game for San Antonio... **2006-07:** Appeared in 48 games with the Hartford Wolf Pack (AHL), posting a record of 27-17-0 with a 2.30 GAA and a .914 save percentage... Established AHL career-highs in games played (48), wins (27), minutes (2556), saves (1140), shutouts (six), GAA (2.30) and save percentage (.914)... Ranked T-3rd in the AHL in shutouts (6), 5th in GAA (2.30) and T-5th in wins (27)... Named AHL Goaltender of the Month for February, posting a 5-2 record, along with a 1.37 GAA, a .946 save percentage and one shutout over the span... Posted his second career playoff shutout on Apr. 26 at Providence in Game Five of Division Semifinals, with 26 saves in 1-0 win... **2005-06:** Appeared in 40 games with the Wolf Pack, posting a record of 23-9-1 and a 2.61 GAA... Represented the Planet USA squad in the 2006 Rbk Hockey AHL All-Star Classic in Winnipeg... Set Wolf Pack single-game record with 51 saves vs. Bridgeport, Oct. 29... Appeared in two games with the Charlotte Checkers (ECHL)... **2004-05:** Appeared in 40 games with the University of Michigan (CCHA), posting a 30-7-3 record, along with a 2.52 GAA and a .895 SV%... Led the nation in minutes played with 2,358... Compiled a 5-1 record in the 2005 postseason, along with a 1.67 GAA and a .912 SV%, helping lead the club to the NCAA Midwest Regional Final... Named to the All-Midwest Regional Team... Selected to the Academic All-Big Ten Conference Team... Posted a 3-4-0 record in seven games for Team USA at the 2005 World Junior Championship, recording a 3.36 GAA and a .904 SV%... **2003-04:** Appeared in 40 games for Michigan, posting a 26-12-2 record with a 2.23 GAA and six shutouts... Selected as the club's MVP... Established single-season school records with six shutouts and a .917 SV%... Named CCHA Player of the Month in January, posting a 6-0-0 record, two shutouts, a 0.83 GAA and .952 SV% in six games... Named to the AHCA All-American West Second Team, the All-CCHA Second Team and was a finalist for the CCHA Goaltender of the Year... Earned CCHA All-Academic honorable mention... Appeared in six games as a member of Team USA at the 2004 World Junior Championship, posting a 6-0 record and a 1.33 GAA, along with a .944 SV% and two shutouts... Backstopped the club to the country's first ever gold medal finish... His GAA and SV% ranked 2nd all-time among US-born goaltenders at the World Junior Championship... Awarded the Directorate Award as the tournament's top goaltender... **2002-03:** Appeared in a career-high 43 games for Michigan, posting a 30-10-3 record with a 2.33 GAA... Led all freshman goalies and tied for the national lead in wins (30)... Established Michigan freshman records for wins (30), SV% (.911) and games played (43)... Named the Most Outstanding Player of the NCAA Midwest Regional and selected to the CCHA Super Six All-Tournament team... Named to Inside College Hockey Online's All-Rookie Team and the Bauer/CCHA All-Rookie Team.

IN THE SYSTEM



ALEXANDER NIKULIN

C

Height: 6'1" Weight: 203 lbs Shoots: Left
 Born: Aug. 25, 1985, Moscow, Russia
 Acquired: From Ottawa in exchange for Drew Fata, Nov. 3, 2008
 Drafted: Ottawa's 6th choice (4th round, 122nd overall) in the 2004 Entry Draft

SEASON	TEAM	LEAGUE	REGULAR SEASON					PLAYOFFS				
			GP	G	A	PTS	PIM	GP	G	A	PTS	PIM
2002-03	CSKA 2	Russia-3	46	22	14	36	-	-	-	-	-	-
2003-04	CSKA 2	Russia-3	47	21	20	41	46	-	-	-	-	-
2004-05	CSKA	Russia	16	3	3	6	0	-	-	-	-	-
2005-06	CSKA	Russia	51	10	11	21	22	7	1	0	1	2
2006-07	CSKA	Russia	33	5	11	16	8	12	4	2	6	4
2007-08	Binghamton	AHL	71	14	36	50	34	-	-	-	-	-
	Ottawa	NHL	2	0	0	0	0	-	-	-	-	-
2008-09	Binghamton	AHL	5	2	0	2	0	-	-	-	-	-
	San Antonio	AHL	64	7	16	23	20	-	-	-	-	-
	Phoenix	NHL	1	0	0	0	0	-	-	-	-	-
2009-10	CSKA Moscow	KHL (Russia)	42	5	17	22	2	3	0	0	0	0

CAREER NOTES: **2009-10:** Returned to Russia and spent the season with CSKA Moscow of the KHL...Recorded 5-17-22 in 42 games...Also played in three playoff contests...**2008-09:** Began the season with Binghamton of the AHL, scoring two goals in five games...Traded from Ottawa to the Coyotes on Nov. 3...Appeared in 64 games with San Antonio (AHL), collecting 7-16-23 and 20 PIM...Made his Coyotes debut on Feb. 3 at NSH...Recorded a four-game point streak (1-4-5) for San Antonio from Jan. 19-24...Finished with three multi-point games...**2007-08:** Appeared in 71 games with Binghamton (AHL), recording 14-36-50 and 34 PIM...Ranked 3rd on the team in scoring and 1st among rookies...Ranked 2nd on the team in assists...Was recalled to Ottawa for the first time on Nov. 22 and made his Senators/NHL debut that evening vs. PIT...Was held scoreless in 5:49 TOI in his first of two NHL games...Earned an assist in Binghamton victory over Hershey on Oct. 13, helping him to a three-game point streak to begin his pro career...Notched first professional goal in 4-1 loss to Syracuse, Oct. 12...Made his professional debut with Binghamton (AHL) on Oct. 6 against Albany and recorded his first pro point (assist) in that contest...**2006-07:** Registered 5-11-16 in 33 games with CSKA Moscow of the Russian Super League (RSL)...Appeared in his 100th game in the RSL with CSKA Moscow...Finished T-4th in team playoff scoring and 2nd in goals after collecting 4-2-6 in 12 postseason games...**2005-06:** Set RSL career-highs in games played (51), points (21), goals (10), assists (11) and penalty minutes (22)...One of five players to appear in all 51 games...Ranked T-5th in team scoring and 4th in goals...**2004-05:** Played his first season in the Russian Super League, collecting 3-3-6 in 16 games...Won a silver medal with Russia at the 2005 World Junior Championship, recording 1-1-2 in six games...**2003-04:** Recorded 21-20-41 in 47 games with CSKA 2 (Russia-3)...**2002-03:** Appeared in 46 games with CSKA 2 (Russia-3), recording 22-14-36.



ALEXANDRE PICARD

LW

Height: 6'2" Weight: 206 lbs Shoots: Left
 Born: Oct. 9, 1985, Les Saules, Quebec
 Acquired: From Columbus for Chad Kolarik, March 3, 2010
 Drafted: Columbus' 1st choice (1st round, 8th overall) in the 2004 Entry Draft

SEASON	TEAM	LEAGUE	REGULAR SEASON					PLAYOFFS				
			GP	G	A	PTS	PIM	GP	G	A	PTS	PIM
2001-02	St-Francois	QAAA	41	21	30	51	48	8	2	7	9	8
	Sherbrooke	QMJHL	6	0	3	3	0	-	-	-	-	-
2002-03	Sherbrooke	QMJHL	66	14	15	29	41	12	4	0	4	10
2003-04	Lewiston	QMJHL	69	39	41	80	88	7	7	4	11	6
2004-05	Lewiston	QMJHL	65	40	45	85	160	8	5	2	7	18
2005-06	Syracuse	AHL	45	15	15	30	54	6	1	0	1	19
	Columbus	NHL	17	0	0	0	14	-	-	-	-	-
2006-07	Syracuse	AHL	48	11	18	29	73	-	-	-	-	-
	Columbus	NHL	23	0	1	1	6	-	-	-	-	-
2007-08	Syracuse	AHL	50	7	13	20	116	13	2	1	3	14
	Columbus	NHL	3	0	0	0	2	-	-	-	-	-
2008-09	Syracuse	AHL	49	22	10	32	107	-	-	-	-	-
	Columbus	NHL	15	0	1	1	26	-	-	-	-	-
2009-10	San Antonio	AHL	16	9	6	15	14	-	-	-	-	-
	Syracuse	AHL	42	17	18	35	111	-	-	-	-	-
	Columbus	NHL	9	0	0	0	10	-	-	-	-	-

CAREER NOTES: **2009-10:** Began the season with the Columbus Blue Jackets organization, appearing in nine games with the Blue Jackets and 42 games with Syracuse of the AHL...Registered 17-18-35 and 111 PIM with Syracuse...Traded to Phoenix on Mar. 3 in exchange for Chad Kolarik...Appeared in 16 games with the Coyotes' AHL affiliate, San Antonio, and collected 9-6-15 and 14 PIM...Finished the AHL season with 10 multi-point games and set career-highs in goals (26), assists (24), points (50), PIM (125) and games played (58)...Recorded a season-high four points on two goals and two assists vs. Peoria, Mar. 17...After going scoreless in his first two outings with San Antonio, went on a six-game point streak from Mar. 7-17, collecting 7-3-10 in that span...Made his season debut with Columbus on Dec. 3 vs. TOR...**2008-09:** Collected one assist and 26 PIM in 15 games with Columbus...Tallied an assist vs. MIN, Jan. 10...Recorded 22-10-32 and 107 PIM in 49 games with Syracuse (AHL)...Tied for the team-lead in goals, ranked 2nd in power play goals (7), T-4th in points and 6th in PIM...Finished the season by scoring goals in 14 of the final 22 games (20 goals)...Notched 10-2-12 during a six-game point streak from Mar. 8-21...Scored a hat trick and tallied the 100th point of his AHL career vs. Rochester, Mar. 20...Became the only player in Crunch history to record back-to-back hat tricks when he scored four goals vs. Albany, Mar. 21...Tallied 2-1-3 vs. Albany, Feb. 28...Had a season high 24 PIM at Lake Erie, Feb. 25...Recorded 2-3-5 during a three game point streak from Nov. 23-29...**2007-08:** Registered two PIM in three games with Columbus...Notched 7-13-20 with 116 PIM and a +5 rating in 50 games with Syracuse (AHL)...Set career-highs in PIM, plus/minus and games played...Scored four power play goals...Missed the first part of the season due to injury...Played his 100th AHL game on Dec. 12 at Lake Erie...Added 2-1-3 and 14 PIM in 13 playoff games...**2006-07:** Netted one assist and six PIM in 23 games with Columbus...Made his season debut on Oct. 23 vs. SJ...Collected his first career NHL point with an assist vs. CHI, Mar. 20...Began season with Syracuse (AHL)...Tallied 11-18-29 with 73 PIM with the Crunch...Ranked 3rd on the club in power play goals (8)...**2005-06:** Was scoreless with 14 PIM in 17 games with Columbus...Made his NHL debut on Nov. 18 at DAL...Missed 18 games after suffering a concussion at PHX, Nov. 20...Tallied 15-15-30 with 52 PIM and a +2 rating in 45 games with Syracuse (AHL)...Ranked 5th on the club in power play goals (9), 6th in goals and 8th in points...Added 1-0-1 with 19 PIM in six playoff games...**2004-05:** Tallied a career-high 40-45-85 with 160 PIM and was +2 in 65 games with Lewiston of the QMJHL...Ranked 2nd in the QMJHL in shorthanded goals (6), 6th in goals and 8th in points...Ranked 2nd in the CHL in shorthanded goals, 13th in goals and 21st in points...Played for Team QMJHL in the Canada/Russia Challenge...**2003-04:** Collected 39-41-80 with 88 PIM and a +4 rating in 69 games with Lewiston (QMJHL)...Led club in goals and points...Ranked T-7th in the QMJHL in goals and 14th in points...Added 7-4-11 in seven playoff games...Participated in the CHL/NHL Top Prospects Game...Played for Team QMJHL in the Canada/Russia Challenge...Led all scorers in the challenge with 1-5-6 in two games...**2002-03:** Notched 14-15-29 with 41 PIM and a +3 rating in 66 games with Sherbrooke (QMJHL)...Added 4-0-4 with 10 PIM in 12 playoff contests...**2001-02:** Had 0-3-3 and was +1 in six games for Sherbrooke (QMJHL).

IN THE SYSTEM



NICK ROSS

D

Height: 6'2"

Weight: 205 lbs

Shoots: Left

Born: Feb. 10, 1989, Lethbridge, Alberta

Acquired: Phoenix's 2nd choice (1st round, 30th overall) in the 2007 Entry Draft

SEASON	TEAM	LEAGUE	REGULAR SEASON					PLAYOFFS				
			GP	G	A	PTS	PIM	GP	G	A	PTS	PIM
2004-05	Regina	WHL	10	0	1	1	2	-	-	-	-	-
2005-06	Regina	WHL	62	7	16	23	38	6	0	1	1	2
2006-07	Regina	WHL	70	7	24	31	87	10	1	5	6	14
2007-08	Regina	WHL	41	3	25	28	60	-	-	-	-	-
	Kamloops	WHL	31	5	14	19	55	4	0	2	2	10
	San Antonio	AHL	4	1	0	1	0	-	-	-	-	-
2008-09	Kamloops	WHL	40	4	18	22	51	-	-	-	-	-
	Vancouver	WHL	34	7	14	21	32	17	1	8	9	14
2009-10	San Antonio	AHL	47	0	2	2	19	-	-	-	-	-
	Las Vegas	ECHL	7	0	1	1	2	-	-	-	-	-

CAREER NOTES: **2009-10:** Appeared in 47 games with San Antonio, recording two assists and 19 PIM...Collected his first career AHL assist vs. Chicago, Nov. 13...Also played in seven games with Las Vegas of the ECHL...**2008-09:** Split the season with Kamloops and Vancouver of the WHL, recording 11-32-43 and 83 PIM in a total of 74 games...Set WHL career-highs in goals and games played...Began the season with Kamloops where he notched 4-18-22 and 51 PIM in 40 games...Traded to Vancouver on Jan. 8 and registered 7-14-21 and 32 PIM in 34 games with the Giants...Tallied 1-8-9 and 14 PIM in 17 playoff games...**2007-08:** Appeared in a total of 72 WHL games with Regina and Kamloops, finishing with 8-39-47 and 115 PIM...Recorded 3-25-28 and 60 PIM in 41 games with Regina before being dealt to Kamloops on Jan. 5...Collected 5-14-19 and 55 PIM in 31 games with Kamloops...Also notched two assists in four playoff games...Signed an entry level contract with the Coyotes on Apr. 2 and was assigned to San Antonio (AHL) where he appeared in four games...Scored his first professional goal on Apr. 8 at Iowa...**2006-07:** Appeared in 70 games with Regina (WHL), collecting 7-24-31 and 81 PIM...Registered 1-5-6 in 10 postseason contests...**2005-06:** Recorded 7-16-23 and 38 PIM in 62 games while playing his first full season in the WHL...Also played in six playoff games...**2004-05:** Played in 10 games for Regina (WHL).



GARRETT STAFFORD

D

Height: 6'0"

Weight: 195 lbs

Shoots: Right

Born: Jan. 28, 1980, Los Angeles, California

Acquired: Signed as a free agent, July 3, 2010

Drafted: Not Drafted

SEASON	TEAM	LEAGUE	REGULAR SEASON					PLAYOFFS				
			GP	G	A	PTS	PIM	GP	G	A	PTS	PIM
1996-97	Des Moines	USHL	37	1	10	11	40	5	0	0	0	0
1997-98	Des Moines	USHL	53	6	17	23	89	12	1	3	4	42
1998-99	Des Moines	USHL	56	8	33	41	54	13	2	2	4	18
1999-00	New Hampshire	H.E.	38	3	9	12	28	-	-	-	-	-
2000-01	New Hampshire	H.E.	37	5	21	26	44	-	-	-	-	-
2001-02	New Hampshire	H.E.	36	5	22	27	42	-	-	-	-	-
2002-03	New Hampshire	H.E.	23	1	15	16	24	-	-	-	-	-
2003-04	Cleveland	AHL	76	12	34	46	71	6	0	0	0	6
2004-05	Cleveland	AHL	68	6	18	24	55	-	-	-	-	-
2005-06	Cleveland	AHL	80	11	28	39	86	-	-	-	-	-
2006-07	Worcester	AHL	77	11	30	41	58	6	0	3	3	2
2007-08	Grand Rapids	AHL	69	11	33	44	36	-	-	-	-	-
	Detroit	NHL	2	0	0	0	0	-	-	-	-	-
2008-09	Grand Rapids	AHL	70	11	34	45	50	10	0	5	5	4
	Dallas	NHL	3	0	2	2	0	-	-	-	-	-
2009-10	Texas	AHL	60	7	25	32	22	21	4	6	10	10

CAREER NOTES: **2009-10:** Recorded 7-25-32 in 60 games for the Texas Stars (AHL)...Ranked 2nd among Texas defensemen in scoring...Ranked 3rd on the team with a +16 rating...Finished with seven multi-point games...Collected six assists in a three-game span, Jan. 12-22...Registered 4-6-10 in 21 playoff games while helping to guide the Stars to the Calder Cup Finals...Collected 1-2-3 in six games in the Finals vs. Hershey...**2008-09:** Appeared in 70 games for Grand Rapids (AHL), recording 11-34-45 and 50 PIM...Marked the fourth consecutive AHL season in which he scored 11 goals...Ranked 6th on his team in scoring and 1st among defensemen...Led Griffins defensemen in goals, assists and points...Ranked 7th in points among all AHL defensemen...Collected five assists in 10 Calder Cup Playoff games...Also played in two NHL games with the Dallas Stars...Collected two assists at PHX, Mar. 30, for his first career NHL points in his season debut with Dallas...**2007-08:** Skated in 69 games for Grand Rapids (11-33-44 pts)...Ranked 3rd on the team in scoring and T-12th among all AHL defensemen...Went scoreless in two NHL games with Detroit, making his NHL debut on Feb. 23 vs. VAN...**2006-07:** Played in 77 games for Worcester (AHL), scoring 11 goals and 30 assists for 41 points...Appeared in six playoff games, earning three assists...**2005-06:** Registered 11-28-39 while appearing in all 80 games for Cleveland...Collected an AHL career-high 86 PIM...**2004-05:** Tallied 6-18-24 and 55 PIM in 68 games for Cleveland (AHL)...**2003-04:** Appeared in 76 games for Cleveland (AHL) in his first season of professional hockey...Tallied what remain his AHL career-highs in goals (12), assists (34) and points (46)...Was selected to the AHL All-Rookie Team and the AHL Second All-Star Team...**2002-03:** As a senior at University of New Hampshire, collected 1-15-16 in 23 games...Named to Hockey East All-Tournament Team...**2001-02:** Collected 5-22-27 in 36 games as a junior at New Hampshire...Established career-highs in assists and points while matching career-high in goals...Named to Hockey East Second All-Star Team...**2000-01:** Registered 5-21-26 in 37 games as a sophomore at New Hampshire...**1999-00:** Notched 3-9-12 in 38 games as a freshman at New Hampshire...**1996-99:** Played three seasons with Des Moines of the USHL, totaling 15-60-75 in 146 games.

IN THE SYSTEM



MICHAEL STONE

D

Height: 6'3" Weight: 205 lbs Shoots: Right
 Born: June 7, 1990, Winnipeg, Manitoba
 Acquired: Phoenix's 4th choice (3rd round, 69th overall) in the 2008 Entry Draft

SEASON	TEAM	LEAGUE	REGULAR SEASON					PLAYOFFS				
			GP	G	A	PTS	PIM	GP	G	A	PTS	PIM
2006-07	Calgary	WHL	55	2	18	20	32	17	0	3	3	14
2007-08	Calgary	WHL	71	10	25	35	28	14	3	4	7	10
2008-09	Calgary	WHL	69	19	42	61	87	18	2	11	13	16
2009-10	Calgary	WHL	69	21	44	65	91	23	5	15	20	26

CAREER NOTES: 2009-10: Recorded 21-44-65 and 91 PIM in 69 games for Calgary of the WHL...Set WHL career-highs in goals, assists, points and PIM...Also collected 5-15-20 in 23 playoff games to help lead Calgary to the WHL Championship and a berth in the Memorial Cup...Scored two goals in decisive Game 5 of WHL Finals...Named to the WHL Eastern Conference First All-Star Team...Selected as the Eastern Conference finalist for the WHL Defenseman of the Year Award...Led WHL defensemen in playoff scoring...Finished the regular season ranked T-4th in scoring among all WHL defensemen while ranking 4th in scoring on Calgary...Compiled a seven-game assist streak (0-11-11) from Nov. 22-Dec. 11...Closed the regular season riding a seven-game point streak (6-6-12)...Finished the season with 14 multi-point games...**2008-09:** Appeared in 69 games for Calgary, collecting 19-42-61 and 87 PIM...Also registered 2-11-13 in 18 playoff games...Helped Calgary advance to WHL Finals...Ranked 4th in scoring among all WHL defensemen...**2007-08:** Registered 10-25-35 in 71 games for Calgary...Ranked 3rd in scoring among Hitmen defensemen...Also collected 3-4-7 in 14 playoff games...**2005-06:** In 55 games with Calgary, tallied 2-18-20 and 32 PIM...Added three assists in 17 playoff games...Named Calgary's Co-Rookie of the Year.



CHRIS SUMMERS

D

Height: 6'2" Weight: 210 lbs Shoots: Left
 Born: Feb. 5, 1988, Ann Arbor, Michigan
 Acquired: Phoenix's 2nd choice (1st round, 29th overall) in the 2006 Entry Draft

SEASON	TEAM	LEAGUE	REGULAR SEASON					PLAYOFFS				
			GP	G	A	PTS	PIM	GP	G	A	PTS	PIM
2004-05	US National U-17	USDP	51	5	7	12	30	-	-	-	-	-
2005-06	US National U-18	USDP	59	6	11	17	87	-	-	-	-	-
2006-07	Michigan	CCHA	41	6	8	14	58	-	-	-	-	-
2007-08	Michigan	CCHA	41	2	11	13	65	-	-	-	-	-
2008-09	Michigan	CCHA	41	4	13	17	40	-	-	-	-	-
2009-10	Michigan	CCHA	40	4	12	16	28	-	-	-	-	-
	San Antonio	AHL	6	1	0	1	0	-	-	-	-	-

CAREER NOTES: 2009-10: In his senior season at the University of Michigan, recorded 4-12-16 and 28 PIM while serving as team captain...Finished his career ranked T-6th among defensemen in career games played for the Wolverines...Helped Michigan win CCHA Tournament and reach the quarterfinal round of the NCAA Tournament...Compiled a career best three-game assist streak (0-4-4) from Oct. 24-31...Made his professional debut for the San Antonio Rampage (AHL) on Apr. 2 at Texas...Scored his first professional goal vs. Rockford, Apr. 10...**2008-09:** As a junior at the Univ. of Michigan, served as alternate captain before being promoted to co-captain in October following injury to captain Mark Mitera...Recorded 4-13-17 in 41 games...Was a finalist for CCHA Defensive Defenseman of the Year and earned All-CCHA honorable mention status...Helped Michigan win Great Lakes Invitational, earn runner-up in both CCHA regular season and CCHA tournament and qualify for NCAA Tournament...Set single-season career high for points (17), assists (13) and multi-point games (3)...Ranked 2nd among U-M defensemen in points, assists, plus/minus (+21), blocked shots (36) and PP points (1-6-7)...Earned U-M's Vic Heyliger Award (outstanding defenseman)...Named CCHA Defenseman of the Week on Dec. 29...**2007-08:** Recorded 2-11-13 in 41 games for Michigan...Helped Michigan win Great Lakes Invitational, CCHA regular season, CCHA tournament and reach NCAA Frozen Four...Posted career high for plus/minus (+27)...Represented the United States at the 2008 IIHF World Junior Championship...Served as alternate captain and helped lead Team USA to fourth place finish...**2006-07:** As a freshman at Michigan, collected 6-8-12 in 41 games...Earned CCHA All-Rookie team honorable mention...Helped Michigan to second place finish in CCHA regular season and CCHA tournament, and qualify for NCAA Tournament...Tallied first career point (assist) at Michigan State, Nov. 3...Made Michigan debut on Oct. 13 vs. Alabama-Huntsville...**2005-06:** Recorded 6-11-17 in 59 games for the US National U-18 development team...Won gold medal with Team USA at 2006 IIHF World Under-18 Championship in Sweden...Skated in all six games as a forward, tallying one goal, the game-winner in the gold medal game...**2004-05:** Collected 5-7-12 in 51 games for the US National U-17 development team.

IN THE SYSTEM



MATT WATKINS

RW

Height: 5'11" Weight: 187 lbs Shoots: Left

Born: Nov. 22, 1986, Aylesbury, Saskatchewan

Acquired: Signed as a free agent, Sept. 28, 2009

SEASON	TEAM	LEAGUE	REGULAR SEASON					PLAYOFFS				
			GP	G	A	PTS	PIM	GP	G	A	PTS	PIM
2004-05	Vernon	BCHL	60	36	38	74	53	-	-	-	-	-
2005-06	North Dakota	WCHA	46	5	4	9	45	-	-	-	-	-
2006-07	North Dakota	WCHA	38	6	11	17	31	-	-	-	-	-
2007-08	North Dakota	WCHA	43	8	10	18	34	-	-	-	-	-
2008-09	North Dakota	WCHA	41	7	7	14	40	-	-	-	-	-
2009-10	San Antonio	AHL	51	12	10	22	17	-	-	-	-	-
	Las Vegas	ECHL	14	4	7	11	12	-	-	-	-	-

CAREER NOTES: 2009-10: In his first season of professional hockey, appeared in 51 games with San Antonio (AHL), recording 12-10-22 and 17 PIM...Ranked 8th on the team in goals... Scored two goals vs. Chicago, Apr. 3...Collected two goals and two assists for season-high four points at Houston, Dec. 26...Made his AHL debut on Nov. 20 vs. Peoria...Also played in 14 games with Las Vegas of the ECHL, collecting 4-7-11...**2008-09:** As a senior at the University of North Dakota, collected 7-7-14 in 41 games...Named to the WCHA All-Academic Team for the third consecutive season...**2007-08:** Named to All-WCHA Academic team...Achieved career-highs in points (18), goals (8) and game-winning goals (3)...Recorded a career-high +10 rating...Notched an assist in each of UND's final three NCAA postseason games...Three-game point streak was the longest of his career...Ranked 4th on the team in shots (91)...**2006-07:** Played in 38 of UND's 43 games as a sophomore...Notched six goals and 11 assists for a career-high 17 points on the season...Recorded first multi-point game of his career on Mar. 16 when he registered career-high 1-2-3 in 6-2 win against St. Cloud State in the WCHA Final Five...Scored game-winning goal in 5-2 win over Colorado College on Nov. 25...Named WCHA All-Academic for first time in his career...**2005-06:** Played in all 46 games as a freshman...Recorded 5-4-9...Picked up an assist in Frozen Four semifinal loss to Boston College...Scored a goal in the NCAA West Region final vs. Holy Cross, Mar. 25...Picked up an assist vs. Wisconsin at the WCHA Final Five, Mar. 17...Had six points in his last 13 games after collecting just three in the first 33 games...His first career goal was the game-winner at St. Cloud State, Nov. 19...**2004-05:** Drafted in the 5th round (160th overall) by the Dallas Stars in the 2005 NHL Entry Draft...Spent the 2004-05 season with Vernon of the BCHL, finishing regular season with 36-38-74 in 60 games...Ranked 2nd on team and 10th in league in scoring.



NOLAN YONKMAN

D

Height: 6'6" Weight: 247 lbs Shoots: Left

Born: Apr. 1, 1981, Punnichy, Saskatchewan

Acquired: Signed as a free agent, July 3, 2010

Drafted: Washington's 5th choice (2nd round, 37th overall) in the 1999 Entry Draft

SEASON	TEAM	LEAGUE	GP	REGULAR SEASON				PLAYOFFS				
				G	A	PTS	PIM	GP	G	A	PTS	PIM
1996-97	Kelowna	WHL	4	0	0	0	0	-	-	-	-	-
1997-98	Kelowna	WHL	65	0	2	2	36	7	0	0	0	2
1998-99	Kelowna	WHL	61	1	6	7	129	6	0	0	0	6
1999-00	Kelowna	WHL	71	5	7	12	153	5	0	0	0	8
2000-01	Kelowna	WHL	7	0	1	1	19	-	-	-	-	-
	Brandon	WHL	51	6	10	16	94	6	0	1	1	12
2001-02	Portland	AHL	59	4	3	7	116	-	-	-	-	-
	Washington	NHL	11	1	0	1	4	-	-	-	-	-
2002-03	Portland	AHL	24	1	4	5	40	3	0	1	1	2
2003-04	Portland	AHL	4	0	0	0	11	-	-	-	-	-
	Washington	NHL	1	0	0	0	0	-	-	-	-	-
2004-05	Portland	AHL	32	0	3	3	68	-	-	-	-	-
2005-06	Washington	NHL	38	0	7	7	86	-	-	-	-	-
	Hershey	AHL	6	0	0	0	15	-	-	-	-	-
2006-07	Milwaukee	AHL	77	3	10	13	113	4	0	0	0	2
2007-08	Milwaukee	AHL	69	0	7	7	103	6	0	1	1	18
2008-09	Milwaukee	AHL	61	3	7	10	80	11	0	0	0	15
2009-10	Milwaukee	AHL	76	2	7	9	170	7	0	1	1	2

CAREER NOTES: 2009-10: Played in 76 games for Milwaukee (AHL) while serving as team captain for the second season...Recorded 2-7-9 and 170 PIM in 76 games which ranked him 2nd on the team...Set new AHL career-high in PIM...Also appeared in seven playoff games, collecting one assist...**2008-09:** Named captain of the Milwaukee Admirals (AHL)...Registered 3-7-10 with 80 PIM and a +7 rating in 61 games...Notched a +4 rating at Quad City, Dec. 10...Scored his first goal of season at Iowa, Nov. 21...Appeared in 11 playoff games...**2007-08:** Collected seven assists and 103 PIM in 69 games with Milwaukee...Also had one assist and 18 PIM in six postseason contests...**2006-07:** In his first season with Milwaukee, set AHL career-highs in assists (10), points (13) and games played (77)...Ranked 4th among Admiral defensemen in scoring...Played in four playoff games...**2005-06:** Spent much of the season with the Washington Capitals, setting NHL career-highs in assists (7), points (7), PIM (86) and games played (38)...Closed the season with three assists in the final two games, including a two-point effort vs. ATL, Apr. 17...Collected 15 PIM at CAR, Apr. 3...Racked up 16 PIM at OTT, Mar. 2...Had two assists and a +3 rating in win vs. STL, Jan. 19...His first assist of that game, on a goal by Alexander Ovechkin, was the first assist of his NHL career...Made his season debut with the Caps on Oct. 8 at ATL...Also appeared in six AHL games with Hershey during the season...**2004-05:** Played in 32 games with Portland (AHL), collecting three assists...**2003-04:** Missed the majority of the 2003-04 and 2002-03 seasons with a knee injury...Played in four games with Portland and one with the Washington Capitals...**2002-03:** Recorded 1-4-5 and 40 PIM in 24 games with Portland (AHL)...Earned one assist in three playoff games...**2001-02:** In his first professional season, spent the majority of the season in Portland (AHL), collecting 4-3-7 and 116 PIM...Also played in 11 games with Washington...Scored his first NHL goal on Apr. 6 at NYI...Made his NHL debut on Jan. 14 vs. BOS...**2000-01:** In his final junior season in the WHL, appeared in seven games with Kelowna before trade to Brandon, where he collected 6-10-16 and 94 PIM in 51 games...His 17 points on the season were a WHL career-high...**1999-00:** Played in 71 games with Kelowna, recording 5-7-12 and 153 PIM...Ranked 3rd on the team in PIM...**1998-99:** Registered 1-6-7 and 128 PIM with Kelowna...**1997-98:** Collected two assists in first full season in WHL with Kelowna...Appeared in 65 games.

FUTURE COYOTES



Brett Bennett

G

Height: 6'1"

Weight: 185

Catches: Left

Born: Mar. 8, 1988, Buffalo, New York

Acquired: Phoenix's 4th choice (5th round, 130th overall) in the 2006 Entry Draft

SEASON	TEAM	LEAGUE	REGULAR SEASON							PLAYOFFS					
			GP	MIN	GA	SO	GAA	W-L-T		GP	MIN	GA	SO	GAA	W-L
2004-05	US National U-17	USDP	23	1217	56	1	2.76	10-7-1		10	598	20	3	2.01	7-3
2005-06	US National U-18	USDP	5	238	5	0	1.26	3-0-0		-	-	-	-	-	-
2006-07	Boston University	H.E.	1	60	1	0	1.00	1-0-0		-	-	-	-	-	-
2007-08	Boston University	H.E.	31	1780	78	3	2.63	16-10-3		-	-	-	-	-	-
2008-09	Indiana	USHL	54	3110	134	4	2.59	35-17-2		13	789	31	1	2.36	9-4
2009-10	Wisconsin	WCHA	14	765	36	1	2.82	8-6-0		-	-	-	-	-	-



Tim Billingsley

D

Height: 6'1"

Weight: 177

Shoots: Right

Born: Jan. 17, 1990, Ottawa, Ontario

Acquired: Phoenix's 8th choice (7th round, 189th overall) in the 2008 Entry Draft

SEASON	TEAM	LEAGUE	GP	REGULAR SEASON				PLAYOFFS				
				G	A	PTS	PIM	GP	G	A	PTS	PIM
2006-07	Mississauga St. Michael's	OHL	49	2	6	8	24	-	-	-	-	-
2007-08	Mississauga St. Michael's	OHL	68	5	22	27	95	2	0	0	0	2
2008-09	Mississauga St. Michael's	OHL	45	0	8	8	64	11	0	3	3	18
2009-10	Mississauga St. Michael's	OHL	60	2	8	10	43	16	0	1	1	2



Evan Bloodoff

LW

Height: 5'11"

Weight: 205

Shoots: Left

Born: Nov. 21, 1990, Castlegar, British Columbia

Acquired: Phoenix's 6th choice (6th round, 157th overall) in the 2009 Entry Draft

SEASON	TEAM	LEAGUE	GP	REGULAR SEASON				PLAYOFFS				
				G	A	PTS	PIM	GP	G	A	PTS	PIM
2006-07	Kelowna	WHL	59	4	4	8	20	-	-	-	-	-
2007-08	Kelowna	WHL	69	15	12	27	69	7	1	0	1	4
2008-09	Kelowna	WHL	71	12	9	21	77	22	3	3	6	10
2009-10	Kelowna	WHL	9	3	0	3	13	12	0	3	3	6



Chris Brown

RW

Height: 6'2"

Weight: 195

Shoots: Right

Born: Feb. 3, 1991, Flower Mound, Texas

Acquired: Phoenix's 2nd choice (2nd round, 36th overall) in the 2009 Entry Draft

SEASON	TEAM	LEAGUE	GP	REGULAR SEASON				PLAYOFFS				
				G	A	PTS	PIM	GP	G	A	PTS	PIM
2007-08	U.S. National U-17	NTDP	63	13	7	20	74	-	-	-	-	-
2008-09	U.S. National U-18	NTDP	62	20	18	38	120	-	-	-	-	-
2009-10	Michigan	CCHA	45	13	15	28	58	-	-	-	-	-

FUTURE COYOTES



Scott Darling

G

Height: 6'6"

Weight: 220

Catches: Left

Born: Dec. 22, 1988, Lemont, Illinois

Acquired: Phoenix's 7th choice (6th round, 153rd overall) in the 2007 Entry Draft

SEASON	TEAM	LEAGUE	GP	MIN	REGULAR SEASON				GP	MIN	PLAYOFFS			
					GA	SO	GAA	W-L-T			GA	SO	GAA	W-L
2006-07	Capital District	EJHL	22	1243	70	1	3.38	9-9-3	-	-	-	-	-	-
	North Iowa	NAHL	1	15	3	0	12.00	0-0-0	-	-	-	-	-	-
2007-08	Indiana	USHL	42	2391	121	1	3.04	27-10-2	3	179	11	0	3.69	1-2
2008-09	Maine	H.E.	27	1566	72	3	2.76	10-14-3	-	-	-	-	-	-
2009-10	Maine	H.E.	27	1511	78	0	3.10	15-6-3	-	-	-	-	-	-



Louis Domingue

G

Height: 6'3"

Weight: 183

Catches: Right

Born: Mar. 6, 1992, St-Hilaire, Quebec

Acquired: Phoenix's 5th choice (5th round, 138th overall) in the 2010 Entry Draft

SEASON	TEAM	LEAGUE	GP	MIN	REGULAR SEASON				GP	MIN	PLAYOFFS			
					GA	SO	GAA	W-L-T			GA	SO	GAA	W-L
2008-09	Moncton	QMJHL	12	621	26	0	2.51	5-5-0	-	-	-	-	-	-
2009-10	Moncton	QMJHL	22	1195	56	1	2.81	11-9-0	-	-	-	-	-	-
	Quebec	QMJHL	19	1017	43	2	2.54	9-8-0	9	454	33	0	4.35	3-5



Brandon Gormley

D

Height: 6'2"

Weight: 190

Shoots: Left

Born: Feb. 18, 1992, Charlottetown, Prince Edward Island

Acquired: Phoenix's 1st choice (1st round, 13th overall) in the 2010 Entry Draft

SEASON	TEAM	LEAGUE	GP	REGULAR SEASON				GP	PLAYOFFS			
				G	A	PTS	PIM		G	A	PTS	PIM
2008-09	Moncton	QMJHL	62	7	20	27	34	10	1	3	4	6
2009-10	Moncton	QMJHL	58	9	34	43	54	21	2	15	17	10



Brett Hextall

C

Height: 5'10"

Weight: 176

Shoots: Right

Born: April 2, 1988, Philadelphia, Pennsylvania

Acquired: Phoenix's 7th choice (6th round, 159th overall) in the 2008 Entry Draft

SEASON	TEAM	LEAGUE	GP	REGULAR SEASON				GP	PLAYOFFS			
				G	A	PTS	PIM		G	A	PTS	PIM
2006-07	Penticton	BCHL	59	18	27	45	156	11	2	2	4	8
2007-08	Penticton	BCHL	54	24	48	72	52	15	12	3	15	12
2008-09	North Dakota	WCHA	42	12	14	26	91	-	-	-	-	-
2009-10	North Dakota	WCHA	34	14	12	26	88	-	-	-	-	-

FUTURE COYOTES



Anton Krysanov

C

Height: 6'3" Weight: 198 Shoots: Left
 Born: Mar. 25, 1987, Togliatti, Russia
 Acquired: Phoenix's 4th choice (5th round, 148th overall) in the 2005 Entry Draft

SEASON	TEAM	LEAGUE	REGULAR SEASON					PLAYOFFS				
			GP	G	A	PTS	PIM	GP	G	A	PTS	PIM
2002-03	Togliatti-2	Russia-3	9	1	3	4	2	-	-	-	-	-
2003-04	Togliatti-2	Russia-3	18	2	3	5	2	-	-	-	-	-
2004-05	Togliatti-2	Russia-3	34	13	13	26	32	-	-	-	-	-
	Togliatti	Russia	15	1	0	1	2	-	-	-	-	-
2005-06	Togliatti	Russia	48	3	3	6	24	8	0	0	0	2
2006-07	Togliatti	Russia	48	1	15	16	14	3	0	0	0	4
2007-08	Togliatti	Russia	54	9	11	20	22	4	0	1	1	0
	Togliatti-2	Russia-3	2	2	1	3	2	-	-	-	-	-
2008-09	Togliatti	KHL (Russia)	46	8	11	19	14	5	0	3	3	4
2009-10	Moscow Dynamo	KHL (Russia)	41	8	6	14	14	2	0	0	0	2



Philip Lane

RW

Height: 6'2" Weight: 195 Shoots: Right
 Born: May 29, 1992, Rochester, New York
 Acquired: Phoenix's 2nd choice (2nd round, 52nd overall) in the 2010 Entry Draft

SEASON	TEAM	LEAGUE	REGULAR SEASON					PLAYOFFS				
			GP	G	A	PTS	PIM	GP	G	A	PTS	PIM
2009-10	Brampton	OHL	64	18	14	32	52	11	3	0	3	14



Michael Lee

G

Height: 6'0" Weight: 190 Catches: Left
 Born: Oct. 5, 1990, Roseau, Minnesota
 Acquired: Phoenix's 3rd choice (3rd round, 91st overall) in the 2009 Entry Draft

SEASON	TEAM	LEAGUE	GP	REGULAR SEASON					PLAYOFFS					
				MIN	GA	SO	GAA	W-L-T	GP	MIN	GA	SO	GAA	W-L
2007-08	Roseau High	H.S. (MN)	29	1479	-	14	1.10	-	-	-	-	-	-	-
2008-09	Fargo	USHL	48	2745	110	3	2.40	26-15-4	10	545	24	1	2.64	7-3
2009-10	St. Cloud State	WCHA	26	1477	69	2	2.80	12-9-3	-	-	-	-	-	-



Oscar Lindberg

C

Height: 6'0" Weight: 187 Shoots: Left
 Born: Oct. 29, 1991, Skelleftea, Sweden
 Acquired: Phoenix's 3rd choice (2nd round, 57th overall) in the 2010 Entry Draft

SEASON	TEAM	LEAGUE	REGULAR SEASON					PLAYOFFS				
			GP	G	A	PTS	PIM	GP	G	A	PTS	PIM
2008-09	Skelleftea – Jr.	Sweden – Jr.	38	13	19	43	54	5	0	1	1	4
2009-10	Skelleftea – Jr.	Sweden – Jr.	30	14	23	37	44	1	1	1	2	12
	Skelleftea	Sweden	36	1	1	2	35	10	2	0	2	2

FUTURE COYOTES



Dmitri Pestunov

C

Height: 5'9"

Weight: 196

Shoots: Left

Born: Jan. 22, 1985, Ust Kamenogorsk, Kazakhstan

Acquired: Phoenix's 2nd choice (3rd round, 80th overall) in the 2003 Entry Draft

SEASON	TEAM	LEAGUE	GP	REGULAR SEASON				PIM	PLAYOFFS				
				G	A	PTS			GP	G	A	PTS	PIM
2001-02	Magnitogorsk 2	Russia-3	n/a										
	Magnitogorsk	Russia-Jr.	7	3	8	11	14		-	-	-	-	-
2002-03	Magnitogorsk	Russia	32	4	0	4	0		-	-	-	-	-
	Magnitogorsk 18	Russia-Jr.	2	2	5	7	0		-	-	-	-	-
2003-04	Magnitogorsk 2	Russia-3	n/a										
	Magnitogorsk	Russia	51	6	7	13	40		14	0	3	3	25
	Magnitogorsk	Russia-Jr.	6	3	15	18	2		3	0	2	2	4
2004-05	Magnitogorsk	Russia	37	4	4	8	46		-	-	-	-	-
	Spartak	Russia	12	1	1	2	14		-	-	-	-	-
2005-06	Magnitogorsk	Russia	48	6	15	21	58		4	0	1	1	0
2006-07	Magnitogorsk	Russia	53	5	18	23	26		11	0	0	0	8
2007-08	Spartak	Russia	51	8	17	25	56		5	0	0	0	16
2008-09	Omsk	KHL (Russia)	56	7	34	41	58		9	0	3	3	16
2009-10	Omsk Avangard	KHL (Russia)	48	5	18	23	30		2	0	0	0	0



Vladimir Ruzicka

C

Height: 6'1"

Weight: 196

Shoots: Left

Born: Feb. 17, 1989, Most, Czech Republic

Acquired: Phoenix's 5th choice (4th round, 103rd overall) in the 2007 Entry Draft

SEASON	TEAM	LEAGUE	GP	REGULAR SEASON				PIM	PLAYOFFS				
				G	A	PTS			GP	G	A	PTS	PIM
2002-03	Slavia Praha	Czech – U18	20	1	5	6	2		1	0	0	0	0
2003-04	Slavia Praha	Czech – U18	51	18	34	52	24		7	5	8	13	4
2004-05	Slavia Praha	Czech – U18	38	22	39	61	38		6	4	4	8	10
2005-06	Slavia Praha	Czech – U18	3	3	6	9	22		6	5	7	12	14
	Slavia Praha	Czech – U20	37	15	26	41	42		1	0	1	1	0
	Slavia Praha	Czech	13	1	1	2	4		-	-	-	-	-
2006-07	Slavia Praha	Czech – U20	37	24	34	58	54		4	1	2	3	4
	Slavia Praha	Czech	3	0	0	0	0		-	-	-	-	-
2007-08	Slavia Praha	Czech	42	7	8	15	18		19	1	0	1	4
	Slavia Jr.	Czech – Jr.	1	0	0	0	4		1	0	0	0	2
2008-09	Slavia Praha	Czech	36	5	6	11	14		14	2	1	3	6
2009-10	Saginaw	OHL	65	26	28	54	82		6	1	2	3	0

FUTURE COYOTES



Jordan Szwarc

RW

Height: 5'11" Weight: 189 Shoots: Right
 Born: May 14, 1991, Burlington, Ontario
 Acquired: Phoenix's 4th choice (4th round, 97th overall) in the 2009 Entry Draft

SEASON	TEAM	LEAGUE	REGULAR SEASON					PLAYOFFS				
			GP	G	A	PTS	PIM	GP	G	A	PTS	PIM
2007-08	Saginaw	OHL	65	12	21	33	56	4	0	0	0	2
2008-09	Saginaw	OHL	67	17	34	51	76	8	1	5	6	10
2009-10	Saginaw	OHL	65	26	28	54	82	6	1	2	3	0



Mark Visentin

G

Height: 6'2" Weight: 187 Catches: Left
 Born: Aug. 7, 1992, Hamilton, Ontario
 Acquired: Phoenix's 2nd choice (1st round, 27th overall) in the 2010 Entry Draft

SEASON	TEAM	LEAGUE	REGULAR SEASON							PLAYOFFS				
			GP	MIN	GA	SO	GAA	W-L-T	GP	MIN	GA	SO	GAA	W-L
2008-09	Niagara	OHL	23	1099	78	0	4.26	5-11-2-1	-	-	-	-	-	-
2009-10	Niagara	OHL	55	3209	160	0	2.99	24-26-0-5	5	305	18	0	3.54	1-4



Justin Weller

D

Height: 6'3" Weight: 205 Shoots: Right
 Born: July 26, 1991, Daysland, Alberta
 Acquired: Phoenix's 5th choice (4th round, 105th overall) in the 2009 Entry Draft

SEASON	TEAM	LEAGUE	GP	REGULAR SEASON				GP	PLAYOFFS			
				G	A	PTS	PIM		G	A	PTS	PIM
2007-08	Red Deer	WHL	49	0	3	3	40	-	-	-	-	-
2008-09	Red Deer	WHL	32	0	4	4	30	-	-	-	-	-
2009-10	Red Deer	WHL	71	2	7	9	88	4	0	1	1	16

2010 ENTRY DRAFT SELECTIONS



The Coyotes selected defenseman Brandon Gormley with the 13th overall pick in the 2010 NHL Entry Draft in Los Angeles.

Brandon Gormley: (Born – Feb. 18, 1992, Charlottetown, Prince Edward Island)...Selected 1st round (13th overall)...6-foot-2, 185 pounds...Defenseman...Shoots left...Brandon is a defenseman who can score and handle the puck...A very smart player...Gormley has got the whole package – he's got a good shot from the point, an accurate shot, low and can be deflected...In 2009-10, he had 9-34-43 in 58 games and was a big contributor on the power-play for Moncton...Was named to the QMJHL Second All-Star Team and awarded the Michael-Bossy Trophy as the Top Professional Prospect...In 21 playoff games in 2010, Gormley ranked third in scoring among defensemen with 17 points (2-15-17) helping the Wildcats win the Quebec Major Junior Hockey League championship over Saint John.

Mark Visentin: (Born – Aug. 7, 1992, Hamilton, Ontario)...Selected 1st round (27th overall)...6-foot-2, 187 pounds...Goaltender...Catches left...He's got good size, moves very well, has great quickness...Is very determined and has got great butterfly technique and great net coverage...His push-offs are very strong and very quick...He's square to the puck, his glove hand is good...Very technically sound...He was a member of gold medal winning Team Ontario at the World Under-17 Hockey Challenge in 2009 and Team Orr at the 2010 Canadian Hockey League Top Prospects Game...Appeared in 55 games for the Niagara IceDogs (OHL) in 2009-10, going 24-26-0-5 with a 2.99 GAA and a .911 SV%...Ranked 5th in the OHL in saves (1637), T-10th in SV% and 11th in GAA.

Philip Lane: (Born – May 29, 1992, Rochester, New York)...Selected 2nd round (52nd overall)...6-foot-2, 194 pounds...Right wing...Shoots right...Philip is a big, strong, powerful right winger...He is a very good skater and he has very good hands around the net...He has good vision with the puck...Recorded 18-14-32 and 52 PIM in 64 games with the Brampton Battalion (OHL) in 2009-10...Ranked 3rd on the team in goals and 4th in points while being named Brampton's Rookie of the year...Also scored three goals in 11 OHL playoff games...Selected to participate in the 2010 United States National Junior Team Evaluation Camp.

Oscar Lindberg: (Born – Oct. 29, 1991, Skelleftea, Sweden)...Selected 2nd round (57th overall)...6-foot, 187 pounds...Center...Shoot left...Appeared in 30 games for Skelleftea Jr. of the Swedish Junior League in 2009-10, recording 14-23-37 and 44 PIM...Led the league in faceoff percentage (60.4%) for the second straight season after posting a 63.4 faceoff percentage in 2008-09...Also appeared in 30 games in the Swedish Elite League last season and collected a goal and an assist.

Louis Domingue: (Born – Mar. 6, 1992, St-Hilaire, Quebec)...Selected 5th round (138th overall)...6-foot-3, 180 pounds...Goaltender...Catches right...Louis is a big kid who covers a lot of net...Has good athleticism, quickness and determination...Handles the puck very well...Split the 2009-10 season between Moncton and Quebec of the QMJHL, totaling a 20-17-0 record with a 2.68 GAA, a .906 SV% and three shutouts...Was coached by Hall of Fame goaltender Patrick Roy while with Quebec...His 2.68 GAA ranked 7th in the league among goaltenders who played at least 20 games...Was a member of the gold-medal winning Team Canada at the Under-18 Ivan Hlinka Memorial and played for Canada at the 2009 Canada-Russia Series and for Team Orr at the 2010 CHL Top Prospects game.

2010 TRAINING CAMP ROSTER

GOALTENDERS

NO	NAME	POS	HT	WT	C	BIRTHPLACE	BIRTHDATE	2009-10 CLUB	GP	MIN	W-L-T	SO	GAA
1	LABARBERA, Jason	G	6-3	225	L	Burnaby, British Columbia	Jan. 18, 1980	Phoenix (NHL)	17	928	8-5-1	0	2.13
30	BRYZGALOV, Ilya	G	6-3	208	L	Togliatti, Russia	June 22, 1980	Phoenix (NHL)	69	4084	42-20-6	8	2.29
31	CLIMIE, Matt	G	6-3	194	R	Leduc, Alberta	Feb. 11, 1983	Dallas (NHL)	1	60	0-1-0	0	5.00
								Texas (AHL)	42	2539	21-17-3	3	2.46
35	MONTOYA, Al	G	6-2	185	L	Glenview, Illinois	Feb. 13, 1985	San Antonio (AHL)	14	771	4-7-1	0	2.65
40	VISENTIN, Mark	G	6-2	187	L	Waterdown, Ontario	Aug. 7, 1992	Niagara (OHL)	55	3209	24-26-5	0	2.99
74	FALLON, Joe	G	6-3	195	L	Bemidji, Minnesota	Feb. 1, 1985	Rockford (AHL)	29	1545	15-10-1	1	2.64
								Peoria (AHL)	9	532	4-6-0	0	3.50
79	DOMINGUE, Louis	G	6-3	183	R	Mont St-Hilaire, Quebec	Mar. 6, 1992	Quebec (QMJHL)	19	1017	9-8-0	2	2.54
									22	1195	11-9-0	1	2.81

DEFENSEMEN

NO	NAME	POS	HT	WT	S	BIRTHPLACE	BIRTHDATE	2009-10 CLUB	GP	G	A	PTS	PIM
3	YANDLE, Keith	D	6-2	195	L	Boston, Massachusetts	Sept. 9, 1986	Phoenix (NHL)	82	12	29	41	45
6	SCHLEMKO, David	D	6-1	195	L	Edmonton, Alberta	May 7, 1987	Phoenix (NHL)	17	1	4	5	8
								San Antonio (AHL)	55	5	26	31	30
18	LEPISTO, Sami	D	6-1	195	L	Espoo, Finland	Oct. 17, 1984	Phoenix (NHL)	66	1	10	11	60
23	EKMEN-LARSSON, Oliver	D	6-2	187	L	Karlskrona, Sweden	July 17, 1991	Leksand IF (Swe-1)	39	3	14	17	32
24	AHNELOV, Jonas	D	6-3	210	L	Huddinge, Sweden	Dec. 11, 1987	San Antonio (AHL)	11	0	1	1	2
29	STAFFORD, Garrett	D	6-0	195	R	Los Angeles, California	Jan. 28, 1980	Texas (AHL)	60	7	25	32	22
33	AUCOIN, Adrian	D	6-2	212	R	Ottawa, Ontario	July 3, 1973	Phoenix (NHL)	82	8	20	28	56
34	HNIDY, Shane#	D	6-2	210	R	Neepawa, Manitoba	Nov. 8, 1975	Minnesota (NHL)	70	2	12	14	66
36	GORMLEY, Brandon	D	6-2	185	L	Murray River, PEI	Feb. 18, 1992	Moncton (QMJHL)	58	9	34	43	54
37	ROSS, Nick	D	6-2	205	L	Lethbridge, Alberta	Feb. 10, 1989	San Antonio (AHL)	47	0	2	2	19
								Las Vegas (ECHL)	7	0	1	1	2
44	SAUER, Kurt	D	6-4	220	L	St. Cloud, Minnesota	Jan. 16, 1981	Phoenix (NHL)	1	0	0	0	0
46	BRODEUR, Mathieu	D	6-5	230	L	Laval, Quebec	June 21, 1990	San Antonio (AHL)	2	0	1	1	0
								Cape Breton (QMJHL)	65	4	25	29	31
49	SUMMERS, Chris	D	6-2	210	L	Milan, Michigan	Feb. 25, 1988	San Antonio (AHL)	6	1	0	1	0
								Michigan (NCAA)	40	4	12	16	28
52	YONKMAN, Nolan	D	6-6	247	R	Punnichy, Saskatchewan	Apr. 1, 1981	Milwaukee (AHL)	76	2	7	9	170
53	MORRIS, Derek	D	6-0	221	R	Edmonton, Alberta	Aug. 24, 1978	Phoenix (NHL)	18	1	3	4	11
								Boston (NHL)	58	3	22	25	26
55	JOVANOVSKEI, Ed	D	6-2	210	L	Windsor, Ontario	June 26, 1976	Phoenix (NHL)	66	10	24	34	55
56	MAY, Jeff	D	6-2	200	L	Richmond, British Columbia	Apr. 4, 1987	San Antonio (AHL)	46	2	4	6	22
57	GONCHAROV, Maxim	D	6-4	208	R	Moscow, Russia	June 15, 1989	CSKA Moscow (KHL)	51	4	13	17	52
61	WELLER, Justin	D	6-3	205	R	Daysland, Alberta	July 26, 1991	Red Deer (WHL)	71	2	7	9	88
75	STONE, Michael	D	6-3	205	R	Winnipeg, Manitoba	June 7, 1990	Calgary (WHL)	69	21	44	65	91

2010 TRAINING CAMP ROSTER (CONT'D)

FORWARDS

NO	NAME	POS	HT	WT	S	BIRTHPLACE	BIRTHDATE	2009-10 CLUB	GP	G	A	PTS	PIM
8	UPSHALL, Scottie	RW	6-0	197	L	Fort McMurray, Alberta	Oct. 7, 1983	Phoenix (NHL)	49	18	14	32	50
11	HANZAL, Martin	C	6-5	220	L	Pisek, Czech Republic	Feb. 20, 1987	Phoenix (NHL)	81	11	22	33	104
12	BISSONNETTE, Paul	LW	6-3	220	L	Welland, Ontario	Mar. 11, 1985	Phoenix (NHL)	41	3	2	5	117
13	WHITNEY, Ray	LW	5-10	180	R	Fort Saskatchewan, Alberta	May 8, 1972	Carolina (NHL)	80	21	37	58	26
14	PYATT, Taylor	LW	6-3	232	L	Thunder Bay, Ontario	Aug. 19, 1981	Phoenix (NHL)	74	12	11	23	39
16	PRUCHA, Petr	RW	6-0	175	L	Chrudim, Czech Republic	Sept. 14, 1982	Phoenix (NHL)	79	13	9	22	23
17	VRBATA, Radim	RW	6-1	190	R	Mlada Boleslov, Czech Republic	June 13, 1981	Phoenix (NHL)	82	24	19	43	24
19	DOAN, Shane	LW	6-1	228	R	Halkirk, Alberta	Oct. 10, 1976	Phoenix (NHL)	82	18	37	55	41
20	BELANGER, Eric	C	6-0	185	L	Sherbrooke, Quebec	Dec. 16, 1977	Washington (NHL)	17	2	4	6	4
								Minnesota (NHL)	60	13	22	35	28
22	STEMPNIAK, Lee	RW	6-0	195	R	West Seneca, NY	Feb. 4, 1983	Toronto (NHL)	62	14	16	30	18
								Phoenix (NHL)	18	14	4	18	8
26	EBBETT, Andrew	C	5-9	174	L	Calgary, Alberta	Jan. 2, 1983	Minnesota (NHL)	49	8	6	14	6
								Chicago (NHL)	10	1	0	1	2
								Anaheim (NHL)	2	0	0	0	0
28	KORPIKOSKI, Lauri	LW	6-1	195	L	Turku, Finland	July 28, 1986	Phoenix (NHL)	71	5	6	11	16
32	HOLLWEG, Ryan	LW	5-11	205	L	Downey, California	Apr. 23, 1983	San Antonio (AHL)	53	4	6	10	93
38	FIDDLER, Vernon	C	5-11	201	L	Edmonton, Alberta	May 9, 1980	Phoenix (NHL)	76	8	22	30	46
39	MACLEAN, Brett	LW	6-2	197	R	Port Elgin, Ontario	Dec. 24, 1988	San Antonio (AHL)	76	30	35	65	43
41	TIKHONOV, Viktor	LW	6-2	187	R	Riga, Latvia	May 12, 1988	San Antonio (AHL)	18	2	6	8	12
								Cherepovets (KHL)	25	14	1	15	12
42	WELLWOOD, Kyle#	C	5-10	180	R	Windsor, Ontario	May 16, 1983	Vancouver (NHL)	75	14	11	25	12
43	PICARD, Alexandre	LW	6-2	206	L	Les Saules, Quebec	Oct. 9, 1985	Columbus (NHL)	9	0	0	0	10
								San Antonio (AHL)	16	9	6	15	14
								Syracuse (AHL)	42	17	18	35	111
45	BEAUDOIN, Mathieu	RW	5-11	190	R	Rock Forest, PQ	Apr. 6, 1984	Texas (AHL)	72	19	25	44	22
48	LONG, Colin	C	5-11	186	C	Santa Ana, California	June 19, 1989	San Antonio (AHL)	29	2	2	4	10
51	BERNHARDT, Justin	C	6-1	190	R	Yorkton, Saskatchewan	Feb. 25, 1988	San Antonio (AHL)	14	1	2	3	15
								Las Vegas (ECHL)	29	5	6	11	50
54	KEARNS, Bracken	C	6-0	200	R	Vancouver, British Columbia	May 12, 1981	Rockford (AHL)	80	15	36	51	99
58	SZWARZ, Jordan	RW	5-11	189	R	Burlington, Ontario	May 14, 1991	San Antonio (AHL)	1	0	0	0	0
								Saginaw (OHL)	65	26	28	54	82
65	BLOODOFF, Evan	LW	5-11	205	L	Castlegar, British Columbia	Nov. 21, 1990	Kelowna (WHL)	9	3	0	3	13
67	LUNDEN, Josh	LW	6-2	202	L	Coquitlam, British Columbia	Feb. 24, 1986	San Antonio (AHL)	8	0	2	2	7
								Alaska-Anchorage (NCAA)	25	8	9	17	22
71	MACARTHUR, Peter	LW	5-10	185	L	Clifton Park, New York	June 20, 1985	Rockford (AHL)	71	8	34	42	33
76	RILEY, Blair*	LW	6-0	220	R	Kamloops, British Columbia	Dec. 1, 1985	Ferris State (NCAA)	40	18	20	38	58
86	WOLSKI, Wojtek	C	6-3	210	L	Zabrze, Poland	Feb. 24, 1986	Phoenix (NHL)	18	6	12	18	6
								Colorado (NHL)	62	17	30	47	21
89	BOEDKER, Mikkel	RW	5-11	200	L	Brondby, Denmark	Dec. 16, 1989	Phoenix (NHL)	14	1	2	3	0
								San Antonio (AHL)	64	11	27	38	4
91	TURRIS, Kyle	C	6-1	187	R	New Westminster, B.C.	Aug. 14, 1989	San Antonio (AHL)	76	24	39	63	60

HOW THE TEAM WAS BUILT

PLAYER

Adrian Aucoin
Eric Belanger
Paul Bissonnette
Mikkel Boedker
Ilya Bryzgalov
Shane Doan
Oliver Ekman-Larsson
Vernon Fiddler
Maxim Goncharov
Martin Hanzal
Ed Jovanovski
Lauri Korpikoski
Jason LaBarbera
Sami Lepisto
Derek Morris
Petr Prucha
Taylor Pyatt
Kurt Sauer
David Schlemko
Lee Stempniak
Viktor Tikhonov
Kyle Turris
Scottie Upshall
Radim Vrbata
Ray Whitney
Wojtek Wolski
Keith Yandle

HOW ACQUIRED

Signed as a free agent, July 2, 2009
Signed as a free agent, Sept. 14, 2010
Claimed off waivers from Pittsburgh, Sept. 30, 2009
Phoenix's 1st choice (1st round, 8th overall) in the 2008 Entry Draft
Claimed off waivers from Anaheim, Nov. 17, 2007
Winnipeg's 1st choice (1st round, 7th overall) in the 1995 Entry Draft
Phoenix's 1st choice (1st round, 6th overall) in the 2009 Entry Draft
Signed as a free agent, July 1, 2009
Phoenix's 5th choice (123rd overall) in the 2007 Entry Draft
Phoenix's 1st choice (1st round, 17th overall) in the 2005 Entry Draft
Signed as a free agent, July 1, 2006
From NY Rangers in exchange for Enver Lisin, July 13, 2009
Signed as a free agent, July 1, 2009
From Washington in exchange for a 5th round choice in the 2010 Entry Draft, June 27, 2009
From Boston in exchange for a conditional draft choice in the 2011 Entry Draft, Mar. 3, 2010
From NY Rangers with Nigel Dawes and Dmitri Kalinin in exchange for Derek Morris, Mar. 4, 2009
Signed as a free agent, Sept. 2, 2009
Signed as a free agent, July 1, 2008
Signed as a free agent, July 19, 2007
From Toronto for Matt Jones, a 4th round choice and a 7th round choice in the 2010 Entry Draft
Phoenix's 2nd choice (1st round, 28th overall) in the 2008 Entry Draft
Phoenix's 1st choice (1st round, 3rd overall) in the 2007 Entry Draft
From Philadelphia with a 2nd round choice in the 2011 Entry Draft in exchange for Daniel Carcillo, Mar. 4, 2009
From Tampa Bay in exchange for Todd Fedoruk and David Hale, July 21, 2009
Signed as a free agent, July 1, 2010
From Colorado in exchange for Peter Mueller and Kevin Porter, Mar. 3, 2010
Phoenix's 3rd choice (4th round, 105th overall) in the 2005 Entry Draft

Drafted: 8 Trades: 8 Free Agents: 9 Waivers: 2

OFF-SEASON ROSTER CHANGES

OUT	TO	IN	FROM
Jeff Hoggan	--	Mathieu Beaudoin	Texas (AHL)
Francis Lessard	Ottawa (NHL)	Eric Belanger	Washington (NHL)
Robert Lang	--	Matt Climie	Dallas (NHL)
Matthew Lombardi	Nashville (NHL)	Andrew Ebbett	Minnesota (NHL)
Zbynek Michalek	Pittsburgh (NHL)	Bracken Kearns	Rockford (AHL)
Joel Perrault	Vancouver (NHL)	Garrett Stafford	Texas (AHL)
Mathieu Schneider	--	Ray Whitney	Carolina (NHL)
Jim Vandermeer	Edmonton (NHL)	Nolan Yonkman	Milwaukee (AHL)
Daniel Winnik	Colorado (NHL)		

SAN ANTONIO RAMPAGE (AHL)

AT&T Center

One AT&T Center
San Antonio, Texas 78219
Phone: (210) 444-5000
Fax: (210) 444-5737
SARampage.com



STAFF DIRECTORY

Chairman/Owner Peter Holt
President, Business Operations/ Governor Rick Pych
Senior Vice President,
Sales & Marketing/Alternate Governor Frank Miceli
General Manager, Phoenix Coyotes Don Maloney
General Manager, Rampage Brad Treliving
Head Coach Ray Edwards
Assistant Coaches Jeff Truitt, Brian Pellerin
Athletic Trainer Mike Ermatinger
Equipment Manager John Krouse
Director of Business Operations Ryan Snider
Manager of Business Operations Ed Chamberlain
Corporate Partnership Account Executive Brad Porch
Broadcast Operations Manager Dan Weiss
Media Relations Manager Katie Krause
Sr. Franchise Game Operations Manager Evan Maxwell

Interactive Marketing Coordinator Elizabeth Rozyskie
Franchise Marketing Coordinator Steven Rohall
Senior Franchise Services Coordinator Kassie Moore
Franchise Sales Manager Matt Kalister
Sales Representatives Damian Paul, Elisa Trevino, Frank Torres,
Curt Waugh, Chris Weimer

Executive Vice President,
Corporate Partnership & Broadcasting, SS&E Lawrence Payne
Senior Vice President,
Finance & Corporate Administration, SS&E Lori Warren
Vice President,
Corporate Communications & Public Affairs, SS&E Leo Gomez
Vice President, Sales, SS&E Joe Clark
Vice President/General Manager, AT&T Center John Sparks
Executive Director, Spurs Foundation, SS&E Laura Dixon
Sr. Director of Ticket Sales, SS&E Tim Salier

2010-11 REGULAR SEASON SCHEDULE

DATE	TIME	OPPONENT	DATE	TIME	OPPONENT	DATE	TIME	OPPONENT
10/08/10	7:00 PM	Chicago Wolves	12/17/10	7:00 PM	Texas Stars	02/21/11	12:00 PM	@ Toronto Marlies
10/10/10	3:00 PM	Texas Stars	12/18/10	7:05 PM	@ Oklahoma City Barons	02/25/11	7:05 PM	@ Oklahoma City Barons
10/15/10	7:00 PM	Peoria Rivermen	12/19/10	4:30 PM	Hamilton Bulldogs	02/26/11	7:00 PM	Texas Stars
10/16/10	7:00 PM	@ Texas Stars	12/27/10	7:00 PM	Houston Aeros	03/02/11	7:00 PM	Abbotsford Heat
10/17/10	4:30 PM	Lake Erie Monsters	12/29/10	7:00 PM	Oklahoma City Barons	03/04/11	7:30 PM	@ Texas Stars
10/20/10	7:00 PM	Lake Erie Monsters	12/31/10	7:00 PM	Oklahoma City Barons	03/05/11	7:00 PM	Syracuse Crunch
10/22/10	7:05 PM	@ Oklahoma City Barons	01/01/11	7:35 PM	@ Houston Aeros	03/10/11	7:00 PM	Oklahoma City Barons
10/23/10	7:00 PM	Houston Aeros	01/02/11	5:00 PM	@ Milwaukee Admirals	03/12/11	7:00 PM	Manitoba Moose
10/24/10	3:00 PM	Peoria Rivermen	01/05/11	7:05 PM	@ Peoria Rivermen	03/13/11	4:30 PM	Grand Rapids Griffins
10/29/10	7:00 PM	Houston Aeros	01/07/11	7:00 PM	Texas Stars	03/16/11	7:00 PM	Milwaukee Admirals
11/03/10	7:00 PM	Toronto Marlies	01/08/11	7:00 PM	Houston Aeros	03/18/11	7:00 PM	Milwaukee Admirals
11/05/10	9:00 PM	@ Abbotsford Heat	01/09/11	4:05 PM	@ Houston Aeros	03/19/11	7:35 PM	@ Houston Aeros
11/06/10	9:00 PM	@ Abbotsford Heat	01/13/11	7:00 PM	Grand Rapids Griffins	03/20/11	3:00 PM	Houston Aeros
11/09/10	7:05 PM	@ Oklahoma City Barons	01/15/11	7:00 PM	Oklahoma City Barons	03/23/11	6:35 PM	@ Rockford IceHogs
11/11/10	7:00 PM	Rockford IceHogs	01/16/11	4:00 PM	@ Chicago Wolves	03/25/11	7:05 PM	@ Peoria Rivermen
11/12/10	7:00 PM	Rockford IceHogs	01/17/11	3:05 PM	@ Rockford IceHogs	03/26/11	7:05 PM	@ Peoria Rivermen
11/14/10	3:00 PM	Chicago Wolves	01/21/11	7:00 PM	@ Milwaukee Admirals	03/27/11	5:00 PM	@ Milwaukee Admirals
11/17/10	10:05 AM	@ Peoria Rivermen	01/22/11	7:05 PM	@ Rockford IceHogs	03/30/11	7:00 PM	@ Milwaukee Admirals
11/19/10	7:00 PM	Milwaukee Admirals	01/24/11	7:30 PM	@ Texas Stars	04/01/11	7:00 PM	Peoria Rivermen
11/26/10	7:35 PM	@ Houston Aeros	01/26/11	10:30 AM	Abbotsford Heat	04/02/11	7:00 PM	Peoria Rivermen
11/27/10	7:00 PM	@ Texas Stars	01/28/11	7:00 PM	Chicago Wolves	04/05/11	7:00 PM	Rockford IceHogs
11/28/10	3:00 PM	Milwaukee Admirals	02/04/11	6:30 PM	@ Lake Erie Monsters	04/08/11	7:00 PM	Oklahoma City Barons
12/03/10	7:30 PM	@ Texas Stars	02/05/11	12:00 PM	@ Lake Erie Monsters	04/09/11	7:00 PM	@ Chicago Wolves
12/04/10	6:00 PM	@ Grand Rapids Griffins	02/09/11	10:35 AM	@ Oklahoma City Barons	04/10/11	4:30 PM	Texas Stars
12/05/10	3:00 PM	@ Grand Rapids Griffins	02/11/11	7:30 PM	@ Manitoba Moose			
12/08/10	7:00 PM	@ Chicago Wolves	02/12/11	7:30 PM	@ Manitoba Moose			
12/10/10	7:35 PM	@ Houston Aeros	02/18/11	6:30 PM	@ Syracuse Crunch			
12/11/10	7:00 PM	Manitoba Moose	02/19/11	3:00 PM	@ Hamilton Bulldogs			

SAN ANTONIO RAMPAGE COACHING STAFF

RAY EDWARDS

Head Coach, San Antonio Rampage

Ray Edwards begins his first season as head coach of the San Antonio Rampage, the American Hockey League (AHL) affiliate of the Coyotes, and his fourth season overall with the club. Edwards guided the Rampage to a 30-23-3-6 record last season after being named as interim head coach on Nov. 23, 2009. Edwards originally joined the organization prior to the 2007-08 campaign as an assistant coach.

Under Edwards' leadership, San Antonio finished the 2009-10 campaign tied with the Hershey Bears for the best power-play percentage in the AHL at 20.7% and led the AHL in home power-play percentage at 25.6%, both of which were franchise records.

In his first three seasons with San Antonio, Edwards helped lead the club to a record of 114-98-20. In 2007-08, in his first season with San Antonio, he helped guide the Rampage to their first Calder Cup Playoff appearance since the clubs' inaugural season of 2002-03. The Rampage finished the 2007-08 regular season with a record of 42-38-3-7 for 94 points, marking the third-highest point total ever by a Coyotes affiliate.

Edwards, 40, coached in the Central Hockey League (CHL) and East Coast Hockey League (ECHL) for seven years before joining the Rampage, most recently with the New Mexico Scorpions of the CHL where he guided the team to the Conference Finals in 2006-07. Prior to working in New Mexico, Edwards led the San Angelo Saints to the CHL President's Cup Playoffs in each of his two seasons with the team. He was named the 2004 CHL Coach of the Year in his first season with San Angelo after guiding the Saints to a 35-point turnaround and leading them to a 37-19-8 record and a Southwest Division title.

A native of Wasaga Beach, Ontario, Edwards began his coaching career in 1998 when he took over the ECHL's Huntington Blizzard at the age of 28. The following season, Edwards led the Blizzard to their most successful season, posting a 35-25-10 record. Edwards has also had stints with the ECHL's Cincinnati Cyclones (2001-02) and the Pensacola Ice Pilots (2002-03).

As a player, Edwards played in 309 ECHL games over seven seasons with Dayton, Birmingham, and Huntington, registering 83 goals, 91 assists and 174 points as well as 1,253 penalty minutes. He also attended National Hockey League training camps with the Los Angeles Kings, Chicago Blackhawks and Ottawa Senators.

Ray and his wife, Leesa, have a son, Holden, and daughter, Raechel.



JEFF TRUITT

Assistant Coach, San Antonio Rampage

Jeff Truitt enters his first season as assistant coach of the San Antonio Rampage, the Coyotes' top minor league affiliate in the American Hockey League (AHL). Truitt joins the Rampage after spending the 2009-10 season as Director of Hockey Operations for the Moose Jaw Warriors of the Western Hockey League (WHL). Prior to working with the Warriors, Truitt spent the previous two seasons coaching in the AHL with the Springfield Falcons.

Truitt entered the professional coaching ranks following an outstanding junior coaching career with the Kelowna Rockets (WHL). The native of Rosetown, Saskatchewan left Kelowna after seven seasons as a member of the team's coaching staff, including three seasons as head coach. Truitt joined the Rockets in 2000-01 and served four seasons (2000-01 to 2003-04) as an assistant coach.

During his seven seasons on the Rockets' coaching staff, Truitt helped guide Kelowna to two WHL championships (2003, 2005), two WHL regular season titles (2003, 2004), three consecutive trips to the Memorial Cup tournament (2003, 2004, 2005) and one Memorial Cup championship (2004).

Truitt also has international coaching experience with Team Canada. He served as video coach for the silver medal winning 2004 Canadian National Junior Team, was an assistant coach with Canada's gold medal winning Under-18 Team in August 2006 in Slovakia and the Czech Republic, and most recently, he was an assistant coach with Canada's World Under-18 team that placed fourth at the 2007 world tournament in Finland.

Jeff and his wife, Shauna, have two sons, Cale (9) and Kerrington (6).



BRIAN PELLERIN

Assistant Coach, San Antonio Rampage

Pellerin joined the Rampage on August 23, 2010 as assistant coach. He joins the Rampage from the Amarillo Gorillas (CHL) where he worked as head coach for the past two seasons. He was named head coach of the Gorillas in January 2009, serving as a mid-season replacement. Prior to joining the Gorillas staff as a head coach, Pellerin worked as an assistant coach with the Portland Winter Hawks for four seasons (2004-08). The Hinton, Alberta native began his coaching career as a player assistant with Amarillo in 2002 where he helped coach the Gorillas for two seasons (2002-04).

As a player, Pellerin spent the majority of his playing career in the International Hockey League (IHL) collecting 129 points (48 goals, 81 assists) and 1,080 penalty minutes in 360 games split between six seasons (1991-96, 1998-99) with the Chicago Wolves, Houston Aeros and Peoria Rivermen. Pellerin, a right wing, tallied a professional total of 357 points (135 goals, 222 assists) and 2,026 penalty minutes in 723 career games over the course of 12 seasons (1991-2003) with the British Ice Hockey Superleague (BISL), Western Professional Hockey League (WPHL), CHL and IHL.



AHL 2009-10 FINAL STANDINGS

EASTERN CONFERENCE

Atlantic Division

	GP	W	L	OTL	SOL	PTS	GF	GA	
Worcester	80	49	25	3	3	104	0.65	275	239
Portland	80	45	24	7	4	101	0.631	244	214
Manchester	80	43	28	3	6	95	0.594	213	200
Lowell	80	39	31	4	6	88	0.55	239	232
Bridgeport	80	38	32	4	6	86	0.537	201	220
Hartford	80	36	33	6	5	83	0.519	231	251
Providence	80	36	38	5	1	78	0.487	207	226
Springfield	80	25	39	12	4	66	0.412	207	296

East Division

	GP	W	L	OTL	SOL	PTS	GF	GA	
Hershey	80	60	17	0	3	123	0.769	342	198
Albany	80	43	29	3	5	94	0.588	244	231
W-B/Scranton	80	41	34	2	3	87	0.544	239	229
Norfolk	80	39	35	3	3	84	0.525	208	214
Binghamton	80	36	35	6	3	81	0.506	251	260
Syracuse	80	34	39	4	3	75	0.469	227	272
Adirondack	80	32	41	3	4	71	0.444	199	251

WESTERN CONFERENCE

North Division

	GP	W	L	OTL	SOL	PTS	GF	GA	
Hamilton	80	52	17	3	8	115	0.719	271	182
Rochester	80	44	33	2	1	91	0.569	253	247
Abbotsford	80	39	29	5	7	90	0.562	217	231
Manitoba	80	40	33	5	2	87	0.544	204	232
Toronto	80	33	35	6	6	78	0.487	193	261
Lake Erie	80	34	37	1	8	77	0.481	234	257
Grand Rapids	80	34	39	3	4	75	0.469	244	265

West Division

	GP	W	L	OTL	SOL	PTS	GF	GA	
CHICAGO	80	49	24	1	6	105	0.656	264	214
TEXAS	80	46	27	3	4	99	0.619	238	198
ROCKFORD	80	44	30	3	3	94	0.588	226	226
MILWAUKEE	80	41	30	2	7	91	0.569	237	220
PEORIA	80	38	33	2	7	85	0.531	233	248
SAN ANTONIO	80	36	32	5	7	84	0.525	235	244
HOUSTON	80	34	34	7	5	80	0.5	206	224

1 point awarded in Overtime Loss (OTL) and Shootout Loss (SOL)

CALDER CUP CHAMPION – HERSHEY BEARS

AHL SCORING LEADERS

POINTS	TEAM	GP	G	A	PTS
Keith Aucoin	HER	72	35	71	106
Alexandre Giroux	HER	69	50	53	103
Corey Locke	HFD	76	31	54	85
Jerome Samson	ALB	74	37	41	78
David Desharnais	HAM	60	27	51	78
Brock Trotter	HAM	75	36	41	77
Jason Krog	CHI	78	14	61	75
Charles Linglet	SPR	75	19	55	74
Mark Mancari	POR	74	28	45	73
Martin St. Pierre	BNG	77	24	48	72
Andrew Gordon	HER	79	37	34	71
Jamie Johnson	RCH	80	27	44	71
Dustin Jeffrey	WBS	77	24	47	71
Chris Bourque	HER	49	22	48	70
T.J. Hensick	LE	58	20	50	70
Ryan Keller	BNG	72	34	34	68
Josh Hennessy	BNG	78	30	38	68
Danny Groulx	WOR	80	14	52	66
Brett MacLean	SA	76	30	35	65
Tyler Ennis	POR	69	23	42	65

GOALS	TEAM	GP	G
Alexandre Giroux	HER	69	50
Jerome Samson	ALB	74	37
Andrew Gordon	HER	79	37
Brock Trotter	HAM	75	36
Keith Aucoin	HER	72	35

ASSISTS	TEAM	GP	A
Keith Aucoin	HER	72	71
Jason Krog	CHI	78	61
Charles Linglet	SPR	75	55
Corey Locke	HFD	76	54
Alexandre Giroux	HER	69	53

PENALTY MINUTES	TEAM	GP	PIM
Zack FitzGerald	ALB	77	311
Francis Lessard	SA	61	289
Louis Robitaille	LOW	73	286
Jon Mirasty	SYR	53	269
J.D. Watt	ABB	70	267

GOALTENDING LEADERS

PLAYER	TEAM	GPI	MIN	AVG	W	L	SOL	EN	SHO	SOG	SOA	GA	SAVES	SPCT
Cedrick Desjardins	HAM	47	2576	2	29	9	4	3	6	6	26	86	1067	0.919
Jonathan Bernier	MCH	58	3424	2.03	30	21	6	5	9	6	35	116	1823	0.936
Curtis Sanford	HAM	41	2230	2.13	23	11	3	4	4	7	33	79	935	0.916
Braden Holtby	HER	37	2146	2.32	24	8	2	2	2	3	17	83	1000	0.917
Mark Dekanich	MIL	49	2804	2.33	27	16	4	3	4	5	24	109	1266	0.914
Peter Mannino	CHI	38	2026	2.34	26	5	1	1	2	4	22	79	994	0.921
Jhonas Enroth	POR	48	2781	2.37	28	18	1	2	5	5	27	110	1350	0.919
Anton Khudobin	HOU	40	2247	2.43	14	19	4	6	4	6	28	91	976	0.907
Brad Thiessen	WBS	30	1763	2.45	14	14	1	3	4	2	9	72	841	0.914
Matt Climie	TEX	43	2539	2.46	21	17	3	4	3	6	25	104	1284	0.919

SAN ANTONIO 2009-10 SCORING

No.	PLAYER	POS	GP	G	A	PTS	+/-	PIM	PP	SHG	SH
19	Brett MacLean	LW	76	30	35	65	13	43	14	0	252
91	Kyle Turris	C	76	24	39	63	6	60	6	2	220
9	Alexandre Picard (total)	LW	58	26	24	50	-1	125	10	0	173
	SYR	LW	42	17	18	35	-3	111	4	0	115
	SA	LW	16	9	6	15	2	14	6	0	58
37	Sean Sullivan	D	77	12	37	49	-7	32	4	2	175
23	Kevin Porter	C	52	15	25	40	-9	31	5	0	104
89	Mikkel Boedker	RW	64	11	27	38	-19	4	1	0	148
4	Joel Perrault	C	47	17	19	36	-4	38	5	2	122
42	Chad Kolarik	RW	59	17	18	35	-11	41	3	0	176
22	Jeff Hoggan	LW	70	13	20	33	-9	44	2	3	197
26	Shaun Heshka	D	73	7	26	33	-13	34	4	0	119
6	David Schlemko	D	55	5	26	31	-4	30	2	1	116
15	Matt Watkins	RW	51	12	10	22	2	17	4	1	88
16	Gavin Morgan (total)	C	60	9	10	19	-5	62	0	2	87
	HER	C	13	1	1	2	0	20	0	1	14
	SA	C	47	8	9	17	-5	42	0	1	73
10	Stefan Meyer	LW	67	10	8	18	-9	86	1	0	94
5	MacGregor Sharp	C	40	9	9	18	-2	16	0	0	69
17	David Spina	RW	26	6	11	17	-4	29	2	0	49
11	Ryan Hollweg	LW	53	4	6	10	-11	93	4	0	77
8	Sean Zimmerman	D	72	2	7	9	13	105	0	0	42
28	Sasha Pokulok (total)	D	15	2	6	8	7	7	0	0	11
	SPR	D	7	0	5	5	-1	2	0	0	9
	SA	D	8	2	1	3	8	5	0	0	2
41	Viktor Tikhonov	LW	18	2	6	8	5	12	0	0	33
7	Jeff May	D	46	2	4	6	-8	22	1	0	50
9	Matt Beleskey	LW	12	1	4	5	3	19	1	0	12
25	Andrew Orpik	F	22	1	4	5	-2	6	0	0	20
21	Ryan Weston	RW	23	3	1	4	-2	20	2	0	27
48	Colin Long	C	29	2	2	4	-4	10	1	0	37
45	Stu Bickel	D	36	2	2	4	-9	38	0	0	31
44	Francis Lessard	RW	61	2	2	4	-11	289	0	0	44
3	Anders Eriksson	D	10	1	3	4	3	2	1	0	14
1	Justin Pogge	G	23	0	4	4	0	8	0	0	0
20	Troy Bodie	RW	16	2	1	3	-1	43	0	0	19
13	Justin Bernhardt	C	14	1	2	3	0	15	0	0	8
20	Josh Lunden	F	8	0	2	2	-3	7	0	0	15
39	Josh Tordjman	G	41	0	2	2	0	6	0	0	0
2	Nick Ross	D	47	0	2	2	-11	19	0	0	33
14	Chris Summers	D	6	1	0	1	2	0	0	0	8
5	Rob Bina	D	2	0	1	1	0	0	0	0	4
28	Mathieu Brodeur	D	2	0	1	1	1	0	0	0	0
28	Jimmy Sharrow (total)	D	2	0	1	1	2	2	0	0	3
	MTB	D	1	0	0	0	1	0	0	0	1
	SA	D	1	0	1	1	1	2	0	0	2
13	Jared Staal	RW	5	0	1	1	1	2	0	0	7
18	Justin Kinnunen	D	6	0	1	1	2	0	0	0	9
24	Jonas Ahnelov	D	11	0	1	1	-1	2	0	0	8
3	Brett Festerling	D	17	0	1	1	-1	19	0	0	17
18	Jordan Szwarz	RW	1	0	0	0	0	0	0	0	0
28	Ryan Donally	LW	4	0	0	0	-1	16	0	0	1
5	Kenny MacAulay	D	4	0	0	0	0	0	0	0	5
21	Mark Mitera	D	5	0	0	0	0	6	0	0	2
20	Eric Regan	D	5	0	0	0	1	6	0	0	2
1	Mika Wiikman (total)	G	12	0	0	0	0	0	0	0	0
	HFD	G	7	0	0	0	0	0	0	0	0
	SA	G	5	0	0	0	0	0	0	0	0
35	Al Montoya	G	14	0	0	0	0	12	0	0	0
	BENCH		80	2				12			2
	TOTALS		80	235	387	620	-98	1357	69	12	2591

GOALTENDING

No.	GOALIE	GP	MINS	W	L	SOL	SO	GA	GAA	SA	SVS	SV%
1	Justin Pogge	23	1332	12	7	3	1	57	2.57	713	656	0.92
35	Al Montoya	14	771	4	7	1	0	34	2.65	356	322	0.904
39	Josh Tordjman	45	2536	20	22	2	1	125	2.96	1274	1149	0.902
1	Mika Wiikman (total)	12	541	2	5	1	0	32	3.55	282	250	0.887
	HFD	7	343	2	4	0	0	24	4.2	183	159	0.869
	SA	5	198	0	1	1	0	8	2.42	99	91	0.919
	TOTALS	80	4837	36	37	7	2	224	2.78	2442	2218	0.908

LAS VEGAS WRANGLERS (ECHL)

**Orleans Arena**

4500 W. Tropicana Ave.
Las Vegas, NV 89103
LasVegasWranglers.com

Staff Directory

President/COO	Billy Johnson
Vice President, Operations	Deric Voelker
Vice President, Ticket Sales & Service	Matt Smith
Vice President, Sales & Marketing	Todd Hutton
Director, CSPlus & Community Relations	Lyndsi Erickson
Bookkeeper	Terry Blalock
Corporate Sponsorship Executive	Karen Luciano
Corporate Sponsorship Executive	Nick Cappola
Ticket Sales Representative	Rick Muszynski

2010-11 REGULAR SEASON SCHEDULE

DATE	TIME	OPPONENT	DATE	TIME	OPPONENT	DATE	TIME	OPPONENT
10/07/2010	7:05 PM	Bakersfield Condors	01/05/2011	8:15 PM	@ Alaska Aces	03/02/2011	6:10 PM	@ Idaho Steelheads
10/09/2010	7:00 PM	@ Bakersfield Condors	01/07/2011	8:15 PM	@ Alaska Aces	03/04/2011	6:10 PM	@ Idaho Steelheads
10/16/2010	7:00 PM	@ Bakersfield Condors	01/08/2011	8:15 PM	@ Alaska Aces	03/05/2011	6:10 PM	@ Idaho Steelheads
10/22/2010	7:05 PM	Victoria Salmon Kings	01/11/2011	7:05 PM	@ Victoria Salmon Kings	03/11/2011	7:00 PM	@ Ontario Reign
10/23/2010	7:05 PM	Victoria Salmon Kings	01/12/2011	7:05 PM	@ Victoria Salmon Kings	03/12/2011	7:00 PM	@ Ontario Reign
10/28/2010	7:05 PM	Bakersfield Condors	01/14/2011	7:05 PM	Ontario Reign	03/15/2011	7:05 PM	Alaska Aces
10/29/2010	7:05 PM	Alaska Aces	01/15/2011	7:05 PM	Alaska Aces	03/17/2011	7:05 PM	Ontario Reign
			01/16/2011	2:05 PM	Alaska Aces	03/18/2011	7:05 PM	Alaska Aces
11/05/2010	7:05 PM	Utah Grizzlies	01/18/2011	7:05 PM	Alaska Aces	03/19/2011	7:05 PM	Alaska Aces
11/06/2010	7:05 PM	Utah Grizzlies	01/21/2011	7:05 PM	Bakersfield Condors	03/22/2011	7:05 PM	Alaska Aces
11/11/2010	7:05 PM	Victoria Salmon Kings	01/22/2011	7:05 PM	Bakersfield Condors	03/23/2011	6:05 PM	@ Utah Grizzlies
11/12/2010	7:05 PM	Victoria Salmon Kings	01/23/2011	2:05 PM	Bakersfield Condors	03/25/2011	7:00 PM	@ Bakersfield Condors
11/13/2010	7:05 PM	Victoria Salmon Kings	01/28/2011	7:05 PM	@ Victoria Salmon Kings	03/26/2011	7:00 PM	@ Bakersfield Condors
11/19/2010	7:00 PM	@ Bakersfield Condors	01/29/2011	7:05 PM	@ Victoria Salmon Kings	03/29/2011	7:05 PM	Bakersfield Condors
11/20/2010	7:00 PM	@ Ontario Reign	01/30/2011	1:05 PM	@ Victoria Salmon Kings	03/30/2011	7:00 PM	@ Stockton Thunder
11/24/2010	7:00 PM	@ Stockton Thunder						
11/26/2010	7:00 PM	@ Ontario Reign	02/01/2011	7:05 PM	Stockton Thunder	04/01/2011	7:05 PM	Stockton Thunder
11/27/2010	7:00 PM	@ Ontario Reign	02/02/2011	6:05 PM	@ Utah Grizzlies	04/02/2011	7:05 PM	Stockton Thunder
			02/04/2011	7:05 PM	Elmira Jackals			
12/02/2010	6:05 PM	@ Utah Grizzlies	02/05/2011	7:05 PM	Elmira Jackals			
12/08/2010	7:00 PM	@ Ontario Reign	02/08/2011	7:05 PM	Elmira Jackals			
12/10/2010	7:05 PM	Idaho Steelheads	02/10/2011	7:05 PM	Utah Grizzlies			
12/11/2010	7:05 PM	Idaho Steelheads	02/11/2011	7:05 PM	Victoria Salmon Kings			
12/15/2010	6:05 PM	@ Utah Grizzlies	02/13/2011	2:05 PM	Victoria Salmon Kings			
12/17/2010	6:05 PM	@ Utah Grizzlies	02/18/2011	6:05 PM	@ Utah Grizzlies			
12/18/2010	7:05 PM	Idaho Steelheads	02/19/2011	6:05 PM	@ Utah Grizzlies			
12/19/2010	2:05 PM	Idaho Steelheads	02/24/2011	8:15 PM	@ Alaska Aces			
12/26/2010	5:00 PM	@ Ontario Reign	02/25/2011	8:15 PM	@ Alaska Aces			
12/27/2010	11:59 PM	Utah Grizzlies	02/27/2011	3:05 PM	@ Alaska Aces			
12/29/2010	7:00 PM	@ Stockton Thunder						
12/30/2010	7:00 PM	@ Stockton Thunder						

RECORDS



ALL-TIME TEAM STATISTICS

Games Played	2404	*Overtime Losses, Road	27	Overtime Games	427
Wins	978	Goals For	7606	Overtime Wins	113
Wins, Home	568	Goals For, Home	4065	Overtime Wins, Home	64
Wins, Road	410	Goals For, Road	3541	Overtime Wins, Road	49
Losses	1105	Goals Against	8379	Overtime Losses	75
Losses, Home	475	Goals Against, Home	3956	Overtime Losses, Home	37
Losses, Road	630	Goals Against, Road	4423	Overtime Losses, Road	38
Ties	266	Assists	12,831	Overtime Ties	219
Ties, Home	131	Scoring Points	20,397	Overtime Ties, Home	105
Ties, Road	135	Penalty Minutes	44,277	Overtime Ties, Road	114
*Overtime Losses	55	Power Play Goals	1935	Shutouts For	114
*Overtime Losses, Home	28	Shorthanded Goals	264		

*Overtime loss is a statistic that began in '99-00 season (known as "regulation tie" for that one season). This statistic does not include any overtime loss prior to '99-00. Beginning in 2005-06 season, losses in a shootout also count in the "overtime loss" column.

YEAR-BY-YEAR RECORD

SEASON	GP	OVERALL W-L-T-OL	HOME W-L-T-OL	ROAD W-L-T-OL	GF	GA	PTS	DIVISION	CONFERENCE
1979-80	80	20-49-11	13-19-8	7-30-3	214	314	51	5th, Smythe	10th, Campbell
1980-81	80	9-57-14	7-25-8	2-32-6	246	400	32	6th, Smythe	11th, Campbell
1981-82	80	33-33-14	18-13-9	15-20-5	319	332	80	2nd, Norris	3rd, Campbell
1982-83	80	33-39-8	22-16-2	11-23-6	311	333	74	4th, Smythe	6th, Campbell
1983-84	80	31-38-11	17-15-8	14-23-3	340	374	73	4th, Smythe	5th, Campbell
1984-85	80	43-27-10	21-13-6	22-14-4	358	332	96	2nd, Smythe	2nd, Campbell
1985-86	80	26-47-7	18-19-3	8-28-4	295	372	59	3rd, Smythe	6th, Campbell
1986-87	80	40-32-8	25-12-3	15-20-5	279	271	88	3rd, Smythe	3rd, Campbell
1987-88	80	33-36-11	20-14-6	13-22-5	292	310	77	3rd, Smythe	4th, Campbell
1988-89	80	26-42-12	17-18-5	9-24-7	300	355	64	5th, Smythe	9th, Campbell
1989-90	80	37-32-11	22-13-5	15-19-6	298	290	85	3rd, Smythe	4th, Campbell
1990-91	80	26-43-11	17-18-5	9-25-6	260	288	63	5th, Smythe	9th, Campbell
1991-92	80	33-32-15	20-14-6	13-18-9	251	244	81	4th, Smythe	7th, Campbell
1992-93	84	40-37-7	23-16-3	17-21-4	322	320	87	4th, Smythe	7th, Campbell
1993-94	84	24-51-9	15-23-4	9-28-5	245	344	57	6th, Central	12th, Western
1994-95	48	16-25-7	10-10-4	6-15-3	157	177	39	6th, Central	10th, Western
1995-96	82	36-40-6	22-16-3	14-24-3	275	291	78	5th, Central	8th, Western
1996-97	82	38-37-7	15-19-7	23-18-0	240	243	83	3rd, Central	5th, Western
1997-98	82	35-35-12	19-16-6	16-19-6	224	227	82	4th, Central	6th, Western
1998-99	82	39-31-12	23-13-5	16-18-7	205	197	90	2nd, Pacific	4th, Western
*1999-00	82	39-31-8-4	22-16-2-1	17-15-6-3	232	228	90	3rd, Pacific	6th, Western
2000-01	82	35-27-17-3	21-11-7-2	14-16-10-1	214	212	90	4th, Pacific	9th, Western
2001-02	82	40-27-9-6	27-8-3-3	13-19-6-3	228	210	95	2nd, Pacific	6th, Western
2002-03	82	31-35-11-5	17-16-6-2	14-19-5-3	204	230	78	4th, Pacific	11th, Western
2003-04	82	22-36-18-6	11-19-7-4	11-17-11-2	188	245	68	5th, Pacific	13th, Western
2005-06	82	38-39-5	19-18-4	19-21-1	246	271	81	5th, Pacific	12th, Western
2006-07	82	31-46-5	18-20-3	13-26-2	216	284	67	5th, Pacific	15th, Western
2007-08	82	38-37-7	17-20-4	21-17-3	214	231	83	4th, Pacific	12th, Western
2008-09	82	36-39-7	23-15-3	13-24-4	208	252	79	4th, Pacific	13th, Western
2009-10	82	50-25-7	29-10-2	21-15-5	225	202	107	2nd, Pacific	4th, Western
TOTALS:	2404	978-1105-266-55	568-475-131-28	410-630-135-27	7606	8379	2277		

*Records for '99-00 are "adjusted" to reflect overtime losses instead of regulation ties. Beginning in 2005-06 season, losses in a shootout also count in the "overtime loss" column.

OVERTIME RECORD

	OVERALL					HOME					ROAD				
	GP	W	L	T	SO	GP	W	L	T	SO	GP	W	L	T	SO
1983-84	24	7	6	11		15	3	4	8		9	4	2	3	
1984-85	14	3	1	10		10	2	1	7		4	1	0	3	
1985-86	8	0	1	7		4	0	1	3		4	0	0	4	
1986-87	12	2	2	8		4	1	0	3		8	1	2	5	
1987-88	21	8	2	11		12	5	1	6		9	3	1	5	
1988-89	20	6	2	12		10	4	1	5		10	2	1	7	
1989-90	19	4	4	11		7	1	1	5		12	3	3	6	
1990-91	14	1	2	11		5	0	0	5		9	1	2	6	
1991-92	20	1	4	15		9	1	2	6		11	0	2	9	
1992-93	11	2	2	7		5	1	1	3		6	1	1	4	
1993-94	15	1	5	9		8	1	3	4		7	0	2	5	
1994-95	9	0	2	7		5	0	1	4		4	0	1	3	
1995-96	8	2	0	6		5	2	0	3		3	0	0	3	
1996-97	16	5	4	7		12	2	3	7		4	3	1	0	
1997-98	14	0	2	12		8	0	2	6		6	0	0	6	
1998-99	15	2	1	12		7	1	1	5		8	1	0	7	
1999-00	16	4	4	8		5	2	1	2		11	2	3	6	
2000-01	23	3	3	17		11	2	2	7		12	1	1	10	
2001-02	19	4	6	9		9	3	3	3		10	1	3	6	
2002-03	20	4	5	11		11	3	2	6		9	1	3	5	
2003-04	29	5	6	18		15	4	4	7		14	1	2	11	
2005-06	15	10	2		3	9	5	1		3	6	5	1		0
2006-07	12	7	3		2	7	4	2		1	5	3	1		1
2007-08	16	9	1		6	9	5	0		4	7	4	1		2
2008-09	11	4	4		3	7	4	0		3	4	0	4		0
2009-10	26	19	1		6	10	8	0		2	16	11	1		4
TOTALS	427	113	75	219	20	219	64	37	105	13	208	49	38	114	7

OVERTIME GOALS FOR

DATE	OPPONENT	SCORER	SCORE	TIME
Oct. 12, 1983	at Pittsburgh	Lucien DeBlois	4-3 W	1:34
Dec. 1, 1983	at Los Angeles	Tim Watters	6-5 W	2:41
Dec. 30, 1983	NY Islanders	Paul MacLean	4-3 W	0:29
Jan. 18, 1984	at Pittsburgh	Paul MacLean (2)	5-4 W	1:28
Feb. 19, 1984	Washington	Doug Smail	4-3 W	1:55
Mar. 11, 1984	Quebec	Dale Hawerchuk	6-5 W	0:42
Mar. 12, 1984	at Toronto	Paul MacLean (3)	8-7 W	3:12
Dec. 11, 1984	Philadelphia	Paul MacLean (4)	5-4 W	3:58
Jan. 9, 1985	NY Rangers	Dale Hawerchuk (2)	6-5 W	3:50
Mar. 15, 1985	at Quebec	Paul MacLean (5)	3-2 W	4:41
Nov. 2, 1986	at NY Rangers	Paul MacLean (6)	5-4 W	3:23
Mar. 18, 1987	New Jersey	Brian Mullen	4-3 W	0:40
Oct. 30, 1987	Washington	Dale Hawerchuk (3)	3-2 W	2:15
Nov. 10, 1987	Calgary	Andrew McBain	4-3 W	3:48
Nov. 22, 1987	Edmonton	Dale Hawerchuk (4)	4-3 W	4:26
Dec. 1, 1987	at Los Angeles	Doug Smail (2)	7-6 W	3:26
Dec. 3, 1987	at Los Angeles	Iain Duncan	5-4 W	3:07
Dec. 26, 1987	Minnesota	Laurie Boschman	5-4 W	3:09
Feb. 23, 1988	at Pittsburgh	Mario Marois	4-3 W	2:40
Apr. 3, 1988	St.Louis	Ray Neufeld	5-4 W	2:05
Oct. 14, 1988	Vancouver	Laurie Boschman (2)	4-3 W	2:14
Nov. 16, 1988	at Edmonton	Pat Elynuik	2-1 W	0:46
Dec. 6, 1988	at Los Angeles	Pat Elynuik (2)	5-4 W	1:11
Feb. 17, 1989	New Jersey	Dave Ellett	3-2 W	2:43
Feb. 19, 1989	Hartford	Brent Ashton	7-6 W	3:23
Mar. 24, 1989	Calgary	Randy Carlyle	4-3 W	3:45
Nov. 8, 1989	Vancouver	Greg Paslawski	3-2 W	0:46
Nov. 18, 1989	at Philadelphia	Doug Smail (3)	1-0 W	1:32
Dec. 29, 1989	at Calgary	Thomas Steen	2-1 W	2:49
Mar. 17, 1990	at Toronto	Peter Taglianetti	5-4 W	4:52

DATE	OPPONENT	SCORER	SCORE	TIME
Oct. 31, 1990	at Edmonton	Pat Elynuik (3)	1-0 W	0:23
Dec. 1, 1991	Chicago	Darrin Shannon	3-2 W	1:09
Nov. 27, 1992	San Jose	Thomas Steen (2)	3-2 W	1:29
Dec. 12, 1992	at NY Islanders	Russ Romaniuk	4-3 W	1:41
Oct. 16, 1993	Chicago	Nelson Emerson	1-0 W	0:41
Nov. 14, 1995	Chicago	Shane Doan	6-5 W	0:39
Feb. 23, 1996	Chicago	Dallas Drake	1-0 W	0:17
Oct. 28, 1996	at Montreal	Mike Gartner	5-4 W	1:45
Nov. 1, 1996	at Calgary	Jeremy Roenick	3-2 W	4:08
Nov. 28, 1996	New Jersey	Keith Tkachuk	4-3 W	4:08
Dec. 7, 1996	at New Jersey	Darrin Shannon (2)	4-3 W	2:03
Feb. 15, 1997	Boston	Jayson More	5-4 W	1:14
Nov. 20, 1998	at San Jose	Dallas Drake (2)	2-1 W	0:37
Nov. 21, 1998	Edmonton	Rick Tocchet	3-2 W	4:08
Nov. 10, 1999	Edmonton	Jyrki Lumme	5-4 W	1:51
Dec. 26, 1999	at Los Angeles	Jeremy Roenick (2)	3-2 W	3:18
Jan. 23, 2000	San Jose	Jyrki Lumme (2)	3-2 W	4:16
Feb. 1, 2000	at San Jose	Keith Carney	1-0 W	1:32
Oct. 18, 2000	Florida	Joe Juneau	2-1 W	1:15
Oct. 21, 2000	at Vancouver	Jeremy Roenick (3)	3-2 W	0:16
Mar. 8, 2001	Vancouver	Shane Doan (2)	3-2 W	0:38
Oct. 8, 2001	at Calgary	Shane Doan (3)	2-1 W	0:28
Nov. 20, 2001	vs Minnesota	Claude Lemieux	2-1 W	4:36
Feb. 8, 2002	Los Angeles	Brian Savage	6-5 W	4:26
Feb. 12, 2002	Calgary	Daniel Briere	4-3 W	0:58
Nov. 3, 2002	Nashville	Daniel Briere (2)	2-1 W	4:20
Dec. 30, 2002	Edmonton	Daymond Langkow	4-3 W	4:31
Jan. 1, 2003	at Washington	Tony Amonte	2-1 W	1:20
Mar. 20, 2003	Edmonton	Teppo Numminen	3-2 W	2:53

OVERTIME GOALS FOR (CONT'D)

DATE	OPPONENT	SCORER	SCORE	TIME
Oct. 10, 2003	St. Louis	David Tanabe	2-1 W	4:38
Nov. 8, 2003	Anaheim	Radoslav Suchy	4-3 W	1:20
Nov. 13, 2003	Colorado	Branko Radivojevic	3-2 W	1:51
Mar. 22, 2004	at Minnesota	Mike Comrie	3-2 W	4:35
Apr. 3, 2004	Chicago	Krystofer Kolanos	2-1 W	2:55
Oct. 18, 2005	at Edmonton	Derek Morris	4-3 W	1:00
Oct. 25, 2005	St. Louis	Petr Nedved	5-4 W	1:51
Nov. 12, 2005	Anaheim	Zbynek Michalek	2-1 W	3:09
Dec. 11, 2005	at Boston	Ladislav Nagy	2-1 W	0:30
Dec. 29, 2005	Los Angeles	Keith Ballard	6-5 W	3:52
Apr. 1, 2006	at San Jose	Steven Reinprecht	4-3 W	3:55

DATE	OPPONENT	SCORER	SCORE	TIME
Jan. 5, 2007	at Atlanta	Yanic Perreault	5-4 W	2:31
Feb. 22, 2007	Calgary	Shane Doan (4)	3-2 W	0:54
Nov. 7, 2007	at Anaheim	Shane Doan (5)	6-5 W	4:29
Jan. 24, 2008	Nashville	Zbynek Michalek (2)	4-3 W	4:31
Feb. 4, 2008	at Colorado	Radim Vrbata	4-3 W	3:23
Mar. 25, 2008	San Jose	Martin Hanzal	5-4 W	3:23
Mar. 30, 2009	Dallas	Petr Prucha	6-5 W	0:53
Oct. 15, 2009	St. Louis	Ed Jovanovski	3-2 W	3:37
Oct. 22, 2009	Detroit	Adrian Aucoin	3-2 W	1:57
Nov. 29, 2009	at Anaheim	Shane Doan (6)	3-2 W	1:18
Jan. 5, 2010	at Edmonton	Shane Doan (7)	5-4 W	1:37
Jan. 26, 2010	at Detroit	Shane Doan (8)	5-4 W	3:50

**Note, the NHL changed overtime to a 4-on-4 format beginning with the 1999-2000 season

OVERTIME GOALS AGAINST

DATE	OPPONENT	SCORER	SCORE	TIME
Nov. 16, 1983	Buffalo	Mike Ramsey	6 5 L	0:17
Nov. 19, 1983	at Minnesota	Brian Bellows	8 7 L	2:53
Jan. 5, 1984	at Philadelphia	Ilkka Sinisalo	7 6 L	2:32
Feb. 27, 1984	Edmonton	Dave Hunter	6 5 L	2:10
Mar. 9, 1984	NY Rangers	Mark Osborne	6 5 L	0:43
Mar. 23, 1984	Vancouver	Tony Tanti	4 3 L	3:16
Nov. 14, 1984	Pittsburgh	Mario Lemieux	4 3 L	3:54
Nov. 3, 1985	St. Louis	Doug Gilmour	4-3 L	3:55
Mar. 20, 1987	at Vancouver	Tony Tanti (2)	6 5 L	1:03
Mar. 31, 1987	at Edmonton	Steve Smith	5 4 L	2:29
Feb. 21, 1988	Edmonton	Kevin Lowe	4 3 L	3:15
Mar. 24, 1988	at Boston	Ray Bourque	4-3 L	0:52
Nov. 11, 1988	Chicago	Wayne Presley	6 5 L	1:59
Mar. 29, 1989	at Los Angeles	Marty McSorley	2 1 L	3:37
Nov. 5, 1989	at Chicago	Dave Manson	4 3 L	3:18
Feb. 20, 1990	Buffalo	Mike Hartman	4 3 L	2:06
Mar. 12, 1990	at Calgary	Theoren Fleury	5 4 L	1:40
Mar. 18, 1990	at Buffalo	Phil Housley	4 3 L	2:03
Mar. 18, 1991	at Calgary	Carey Wilson	4 3 L	2:28
Mar. 28, 1991	at Vancouver	Geoff Courttnall	3 2 L	1:49
Oct. 8, 1991	Vancouver	Geoff Courttnall (2)	3 2 L	3:32
Nov. 1, 1991	Calgary	Robert Reichel	7 6 L	4:37
Nov. 14, 1991	at St. Louis	Lee Norwood	2 1 L	2:31
Feb. 17, 1992	at NY Islanders	Tom Fitzgerald	5-4 L	2:55
Oct. 8, 1992	at San Jose	Kelly Kisio	4 3 L	4:00
Dec. 5, 1992	Montreal	Vincent Damphousse	3 2 L	2:18
Oct. 10, 1993	at Chicago	Dirk Graham	4 3 L	4:50
Oct. 29, 1993	Los Angeles	Rob Blake	4 3 L	3:07
Nov. 5, 1993	Ottawa	Bob Kudelski	7 6 L	1:33
Dec. 18, 1993	at Calgary	Ron Stern	5 4 L	2:32
Jan. 16, 1994	Tampa Bay	Mikael Andersson	3 2 L	0:09
Feb. 2, 1995	St. Louis	Brett Hull	5 4 L	3:32
Mar. 28, 1995	at San Jose	Jeff Friesen	6 5 L	4:27
Nov. 21, 1996	at St. Louis	Harry York	4-3 L	0:57
Jan. 9, 1997	Detroit	Igor Larionov	5-4 L	0:58
Jan. 12, 1997	Buffalo	Jason Dawe	3-2 L	0:10
Feb. 8, 1997	Dallas	Pat Verbeek	5-4 L	3:50

DATE	OPPONENT	SCORER	SCORE	TIME
Oct. 8, 1997	Boston	Ted Donato	3-2 L	2:09
Mar. 6, 1998	Carolina	Jeff O'Neill	5-4 L	2:34
Jan. 1, 1999	Dallas	Brett Hull (2)	2-1 L	0:37
Jan. 28, 2000	at Washington	Calle Johansson	3-2 L	4:59
Mar. 17, 2000	Nashville	Greg Johnson	4-3 L	3:56
Mar. 26, 2000	at Anaheim	Oleg Tverdovsky	4-3 L	3:47
Apr. 1, 2000	at Edmonton	Tom Poti	4-3 L	3:07
Dec. 16, 2000	San Jose	Gary Suter	2-1 L	1:53
Feb. 7, 2001	Carolina	Jeff O'Neill (2)	2-1 L	0:25
Mar. 29, 2001	at Nashville	David Legwand	4-3 L	0:36
Oct. 24, 2001	Anaheim	Mike Leclerc	3-2 L	1:49
Nov. 4, 2001	at Carolina	Josef Vasicek	1-0 L	0:52
Nov. 13, 2001	Edmonton	Ryan Smyth	5-4 L	2:51
Jan. 17, 2002	at Colorado	Ville Nieminen	3-2 L	4:58
Feb. 28, 2002	at Colorado	Chris Drury	2-1 L	3:15
Mar. 28, 2002	Anaheim	German Titov	2-1 L	3:58
Oct. 28, 2002	at NY Rangers	Petr Nedved	3-2 L	2:20
Dec. 3, 2002	San Jose	Teemu Selanne	3-2 L	4:17
Dec. 26, 2002	at Los Angeles	Brad Chartrand	4-3 L	3:14
Jan. 11, 2003	at Nashville	Scott Walker	4-3 L	0:37
Mar. 31, 2003	Los Angeles	Steve Kelly	5-4 L	1:42
Nov. 9, 2003	at Anaheim	Petr Sykora	2-1 L	3:43
Dec. 29, 2003	NY Rangers	Tom Poti	3-2 L	1:00
Feb. 4, 2004	Florida	Olli Jokinen	5-4 L	3:22
Feb. 25, 2004	Pittsburgh	Ric Jackman	4-3 L	1:48
Mar. 2, 2004	at Edmonton	Ryan Smyth	5-4 L	2:26
Mar. 16, 2004	Anaheim	Sergei Fedorov	3-2 L	0:29
Nov. 6, 2005	at Chicago	Brent Seabrook	2-1 L	4:21
Feb. 12, 2006	San Jose	Tom Preissing	5-4 L	1:54
Dec. 9, 2006	Dallas	Jere Lehtinen	4-3 L	4:55
Feb. 15, 2007	Anaheim	Teemu Selanne (2)	5-4 L	1:53
Mar. 18, 2007	at Dallas	Mike Ribeiro	5-4 L	4:19
Feb. 2, 2008	at Nashville	Alexander Radulov	3-2 L	4:10
Nov. 22, 2008	at Philadelphia	Mike Richards	4-3 L	1:35
Dec. 16, 2008	at Dallas	Loui Eriksson	2-1 L	3:39
Dec. 23, 2008	at Colorado	Brett Clark	5-4 L	1:48
Mar. 10, 2009	at Detroit	Johan Franzen	3-2 L	3:35
Nov. 19, 2009	at St. Louis	Erik Johnson	3-2 L	0:17

**Note, the NHL changed overtime to a 4-on-4 format beginning with the 1999-2000 season

SHOOTOUT RECORD

SEASON	OVERALL					HOME			ROAD		
	GP	W	L	GF/Shots	GA/Shots	GP	W	L	GP	W	L
2005-06	7	4	3	7/24	7/25	5	2	3	2	2	0
2006-07	7	5	2	8/26	6/29	4	3	1	3	2	1
2007-08	11	5	6	12/39	12/42	7	3	4	4	2	2
2008-09	6	3	3	10/28	11/28	6	3	3	0	0	0
2009-10	20	14	6	34/90	25/89	8	6	2	12	8	4
TOTALS	51	31	20	71/207	61/213	30	17	13	21	14	7

SHOOTOUT RESULTS

DATE	OPPONENT	DECIDING GOAL	GOALTENDERS	GF	GA	ROUNDS	SCORE
Oct. 13, 2005	Nashville	Paul Kariya	David LeNeveu/Chris Mason	0	1	3	5-4 L
Nov. 19, 2005	at San Jose	Geoff Sanderson	Curtis Joseph/Evgeni Nabokov	2	1	4	4-3 W
Jan. 12, 2006	at Buffalo	Geoff Sanderson (2)	Brian Boucher/Martin Biron	1	0	3	2-1 W
Jan. 21, 2006	Edmonton	Ladislav Nagy	Curtis Joseph/Jussi Markkanen	2	1	3	4-3 W
Jan. 29, 2006	Edmonton	Radek Dvorak	Curtis Joseph/Mike Morrison	1	2	6	4-3 L
Feb. 2, 2006	Los Angeles	Steven Reinprecht	Curtis Joseph/Mathieu Garon	1	0	3	2-1 W
Apr. 8, 2006	Dallas	Jussi Jokinen	Curtis Joseph/Johan Hedberg	0	2	3	3-2 L
Nov. 16, 2006	Chicago	Ladislav Nagy (2)	Curtis Joseph/Brian Boucher	2	1	3	3-2 W
Dec. 7, 2006	at Chicago	Shane Doan	Mikael Tellqvist/Nikolai Khabibulin	2	1	6	2-1 W
Dec. 14, 2006	Columbus	Mike Comrie	Mikael Tellqvist/Fredrik Norrena	1	0	3	5-4 W
Dec. 26, 2006	at Los Angeles	Anze Kopitar	Mikael Tellqvist/Barry Brust	0	2	3	4-3 L
Jan. 15, 2007	St. Louis	Ladislav Nagy (3)	Mikael Tellqvist/Manny Legace	2	1	4	5-4 W
Jan. 26, 2007	at Colorado	Ladislav Nagy (4)	Curtis Joseph/Peter Budaj	1	0	3	5-4 W
Mar. 24, 2007	Dallas	Jere Lehtinen	Curtis Joseph/Marty Turco	0	1	7	4-3 L
Nov. 23, 2007	at Anaheim	Shane Doan (2)	Ilya Bryzgalov/Jonas Hiller	2	0	2	4-3 W
Dec. 20, 2007	at San Jose	Peter Mueller	Ilya Bryzgalov/Evgeny Nabokov	1	0	3	3-2 W
Dec. 22, 2007	Vancouver	Tyler Pyatt	Ilya Bryzgalov/Roberto Luongo	1	2	4	2-1 L
Dec. 31, 2007	Colorado	Peter Mueller (2)	Ilya Bryzgalov/Peter Budaj	2	0	2	4-3 W
Jan. 5, 2008	Anaheim	Peter Mueller (3)	Ilya Bryzgalov/J.S. Giguere	1	0	3	3-2 W
Jan. 19, 2008	Chicago	Patrick Kane	Ilya Bryzgalov/Patrick Lalime	0	2	2	2-1 L
Feb. 5, 2008	at Calgary	Jerome Iginla	Ilya Bryzgalov/Miikka Kiprusoff	0	1	3	4-3 L
Feb. 22, 2008	Colorado	Cody McLeod	Mikael Tellqvist/Jose Theodore	2	3	12	3-2 L
Mar. 11, 2008	Anaheim	Radim Vrbata	Ilya Bryzgalov/J.S. Giguere	1	0	3	3-2 W
Mar. 20, 2008	Los Angeles	Patrick O'Sullivan	Mikael Tellqvist/Erik Ersberg	0	1	4	6-5 L
Apr. 6, 2008	at Anaheim	Ryan Getzlaf	Ilya Bryzgalov/Jonas Hiller	2	3	4	3-2 L
Nov. 18, 2008	Chicago	Jonathan Toews	Ilya Bryzgalov/Nikolai Khabibulin	0	2	2	3-2 L
Dec. 13, 2008	Detroit	Jiri Hudler	Ilya Bryzgalov/Chris Osgood	1	2	4	5-4 L
Jan. 10, 2009	Dallas	Kyle Turris	Ilya Bryzgalov/Marty Turco	3	2	5	1-0 W
Feb. 19, 2009	Atlanta	Daniel Carcillo	Mikael Tellqvist/Kari Lehtonen	2	1	8	4-3 W
Mar. 19, 2009	Anaheim	Bobby Ryan	Ilya Bryzgalov/Jonas Hiller	1	2	5	3-2 L
Apr. 11, 2009	Anaheim	Viktor Tikhonov	Ilya Bryzgalov/J-S Giguere	3	2	4	5-4 W
Oct. 12, 2009	at San Jose	Lauri Korpikoski	Ilya Bryzgalov/Evgeni Nabokov	2	1	3	1-0 W
Oct. 31, 2009	Anaheim	Radim Vrbata (2)	Ilya Bryzgalov/Jonas Hiller	1	0	3	3-2 W
Dec. 10, 2009	at Los Angeles	Justin Williams	Ilya Bryzgalov/Jonathan Quick	3	4	8	3-2 L
Dec. 17, 2009	at Columbus	Robert Lang	Jason LaBarbera/Mathieu Garon	2	1	3	2-1 W
Dec. 28, 2009	at San Jose	Joe Pavelski	Ilya Bryzgalov/Evgeni Nabokov	0	1	3	3-2 L
Dec. 29, 2009	Vancouver	Lauri Korpikoski (2)	Jason LaBarbera/Roberto Luongo	1	0	3	3-2 W
Dec. 31, 2009	San Jose	Ryane Clowe	Ilya Bryzgalov/Thomas Greiss	0	1	6	3-2 L
Jan. 9, 2010	NY Islanders	Matt Moulson	Jason LaBarbera/Dwayne Roloson	2	3	6	5-4 L
Jan. 28, 2010	Calgary	Robert Lang (2)	Ilya Bryzgalov/Miikka Kiprusoff	2	0	2	3-2 W
Feb. 2, 2010	at Nashville	Adrian Aucoin	Ilya Bryzgalov/Pekka Rinne	2	1	10	1-0 W
Feb. 5, 2010	at Chicago	Adrian Aucoin (2)	Jason LaBarbera/Cristobal Huet	2	1	3	2-1 W
Mar. 10, 2010	Vancouver	Adrian Aucoin (3)	Ilya Bryzgalov/Andrew Raycroft	4	3	6	4-3 W
Mar. 14, 2010	at Atlanta	Adrian Aucoin (4)	Jason LaBarbera/Ondrej Pavelec	2	1	4	3-2 W
Mar. 18, 2010	at Florida	Radim Vrbata (3)	Ilya Bryzgalov/Tomas Vokoun	2	1	3	4-3 W
Mar. 20, 2010	Chicago	Radim Vrbata (4)	Ilya Bryzgalov/Antii Niemi	1	0	3	5-4 W
Mar. 21, 2010	at Dallas	Adrian Aucoin (5)	Jason LaBarbera/Marty Turco	2	1	4	3-2 W
Mar. 25, 2010	at Nashville	David Legwand	Ilya Bryzgalov/Pekka Rinne	1	2	3	4-3 L
Apr. 3, 2010	Edmonton	Matthew Lombardi	Ilya Bryzgalov/Jeff Deslauriers	1	0	8	3-2 W
Apr. 8, 2010	at Los Angeles	Adrian Aucoin (6)	Jason LaBarbera/Jonathan Quick	2	1	4	3-2 W
Apr. 10, 2010	at San Jose	Logan Couture	Ilya Bryzgalov/Evgeni Nabokov	2	3	5	3-2 L

SPECIAL TEAMS

POWER PLAY					PENALTY KILLING					PENALTY MINUTES				SHORTHANDED		
	OPP	GF	PCT	RANK		OPP	GA	PCT	RANK		MINS	AVG	RANK		GF	GA
1979-80	336	63	18.8	16/21	1979-80	275	63	77.1	13/21	1979-80	1251	15.6	8/21	1979-80	4	10
1980-81	345	60	17.4	21/21	1980-81	261	67	74.3	18/21	1980-81	1191	14.9	1/21	1980-81	8	15
1981-82	328	74	22.6	11/21	1981-82	249	61	75.5	16/21	1981-82	1314	16.4	18/21	1981-82	4	11
1982-83	317	71	22.4	10/21	1982-83	294	78	73.5	17/21	1982-83	1089	13.6	3/21	1982-83	10	7
1983-84	374	80	21.4	13/21	1983-84	341	86	74.8	19/21	1983-84	1579	19.7	15/21	1983-84	13	18
1984-85	315	75	23.8	5/21	1984-85	319	70	78.1	11/21	1984-85	1540	19.3	14/21	1984-85	12	17
1985-86	356	72	20.2	17/21	1985-86	335	83	75.2	18/21	1985-86	1774	22.2	13/21	1985-86	13	14
1986-87	400	52	17.3	19/21	1986-87	324	53	83.6	1/21	1986-87	1537	19.2	2/21	1986-87	6	9
1987-88	432	110	25.5	2/21	1987-88	444	94	78.8	13/21	1987-88	2278	28.5	16/21	1987-88	11	17
1988-89	357	79	22.1	5/21	1988-89	374	82	78.1	14/21	1988-89	1843	23.0	8/21	1988-89	15	13
1989-90	347	65	18.7	17/21	1989-90	333	57	82.9	3/21	1989-90	1629	20.4	4/21	1989-90	14	7
1990-91	381	74	19.4	11/21	1990-91	351	57	83.8	3/21	1990-91	1675	20.9	3/21	1990-91	8	12
1991-92	435	91	20.9	7/22	1991-92	428	68	84.1	3/22	1991-92	1907	23.8	13/22	1991-92	7	6
1992-93	467	98	21.0	8/24	1992-93	438	80	81.7	11/24	1992-93	1851	22.0	13/24	1992-93	3	14
1993-94	423	82	19.4	11/26	1993-94	445	91	79.6	23/26	1993-94	2143	25.5	26/26	1993-94	13	17
1994-95	219	42	19.2	9/26	1994-95	235	40	83.0	13/26	1994-95	1141	23.8	24/26	1994-95	7	6
1995-96	417	82	19.7	6/26	1995-96	430	88	79.5	23/26	1995-96	1622	19.8	13/26	1995-96	10	12
1996-97	359	65	18.1	6/26	1996-97	334	47	85.9	5/26	1996-97	1582	19.3	15/26	1996-97	9	14
1997-98	384	57	14.8	14/26	1997-98	408	66	83.8	21/26	1997-98	1602	19.5	15/26	1997-98	10	6
1998-99	342	41	12.0	26/27	1998-99	348	45	87.1	5/27	1998-99	1412	17.2	20/27	1998-99	8	5
1999-00	310	37	11.9	27/28	1999-00	306	43	85.9	9/28	1999-00	940	11.5	7/28	1999-00	14	7
2000-01	343	57	16.6	14/30	2000-01	432	64	85.2	8/30	2000-01	1337	16.3	21/30	2000-01	9	6
2001-02	340	53	15.6	14/30	2001-02	356	60	83.1	21/30	2001-02	1154	14.1	10/30	2001-02	8	6
2002-03	385	55	14.3	21/30	2002-03	412	77	81.3	27/30	2002-03	1433	17.5	28/30	2002-03	4	11
2003-04	358	51	14.2	26/30	2003-04	398	71	82.2	23/30	2003-04	1300	15.9	23/30	2003-04	9	8
2005-06	541	96	17.7	19/30	2005-06	513	98	80.9	22/30	2005-06	1493	18.4	27/30	2005-06	9	11
2006-07	400	66	16.5	22/30	2006-07	425	92	78.4	29/30	2006-07	1417	17.6	29/30	2006-07	5	13
2007-08	339	63	18.6	11/30	2007-08	332	64	80.7	24/30	2007-08	1175	14.3	24/30	2007-08	11	12
2008-09	344	50	14.5	28/30	2008-09	293	68	76.8	28/30	2008-09	1092	13.3	11/30	2008-09	5	4
2009-10	314	46	14.6	28/30	2009-10	317	49	84.5	6/30	2009-10	905	11.3	5/30	2009-10	3	7

PENALTY SHOTS FOR

PENALTY SHOTS FOR: 8 Goals, 32 Chances

DATE	OPPONENT	PLAYER	GOALTENDER	RESULT
Oct. 19, 1979	Minnesota	Peter Sullivan	Gary Edwards	Failed
Jan. 1, 1985	Calgary	Bengt Lundholm	Reggie Lemelin	Failed
Oct. 13, 1985	Quebec	Doug Smail	Richard Sevigny	Failed
Dec. 11, 1988	at Vancouver	Brent Ashton	Kirk McLean	Scored
Dec. 17, 1988	at Washington	Dale Hawerchuk	Clint Malarchuk	Failed
Oct. 10, 1989	at Pittsburgh	Doug Smail	Tom Barrasso	Failed
Nov. 27, 1991	NY Rangers	Troy Murray	Mike Richter	Failed
Dec. 19, 1992	at St. Louis	Phil Housley	Curtis Joseph	Failed
Feb. 23, 1993	at Ottawa	Stu Barnes	Peter Sidorkiewicz	Failed
Mar. 9, 1993	at Tampa Bay	Teemu Selanne	Wendell Young	Scored
Feb. 6, 1995	at Calgary	Teemu Selanne	Trevor Kidd	Failed
Nov. 18, 1996	Detroit	Mike Hudson	Chris Osgood	Failed
Jan. 24, 1998	Edmonton	Keith Tkachuk	Bob Essensa	Failed
Mar. 25, 1999	Washington	Robert Reichel	Rick Tabaracci	Failed
Dec. 2, 1999	Tampa Bay	Jeremy Roenick	Dan Cloutier	Scored
Jan. 12, 2000	Pittsburgh	Keith Tkachuk	J-Sebastien Aubin	Scored
Mar. 17, 2000	Nashville	Jeremy Roenick	Tomas Vokoun	Scored

DATE	OPPONENT	PLAYER	GOALTENDER	RESULT
Feb. 28, 2001	at Columbus	Jeremy Roenick	Marc Denis	Failed
Mar. 30, 2002	Colorado	Krystofer Kolanos	Patrick Roy	Scored
Apr. 9, 2002	at Calgary	Michal Handzus	Roman Turek	Failed
Mar. 14, 2003	Chicago	Mike Johnson	Jocelyn Thibault	Failed
Mar. 14, 2004	at Colorado	Mike Comrie	Tommy Salo	Failed
Apr. 3, 2004	Chicago	Ivan Novoseltsev	Adam Munro	Failed
Oct. 8, 2005	Minnesota	Ladislav Nagy	Dwayne Roloson	Scored
Oct. 17, 2005	at Calgary	Oleg Saprykin	Miikka Kiprusoff	Failed
Nov. 25, 2005	at Dallas	Mike Comrie	Marty Turco	Failed
Nov. 26, 2005	Vancouver	Shane Doan	Alexander Auld	Failed
Dec. 29, 2005	Los Angeles	Ladislav Nagy	Jason LaBarbera	Failed
Mar. 18, 2007	Dallas	Shane Doan	Marty Turco	Failed
Dec. 29, 2007	Detroit	Radim Vrbata	Chris Osgood	Scored
Jan. 10, 2008	at Edmonton	Shane Doan	Mathieu Garon	Failed
Feb. 10, 2008	Nashville	Keith Yandle	Dan Ellis	Failed
Nov. 14, 2009	Dallas	Shane Doan	Marty Turco	Failed
Mar. 20, 2010	Chicago	Matthew Lombardi	Antti Niemi	Failed

PENALTY SHOTS AGAINST

PENALTY SHOTS AGAINST: 17 Goals, 37 Chances

DATE	OPPONENT	PLAYER	GOALTENDER	RESULT
Dec. 14, 1980	NY Islanders	Anders Kallur	Pierre Hamel	Failed
Feb. 6, 1981	at Edmonton	Wayne Gretzky	Pierre Hamel	Failed
Dec. 19, 1983	at Calgary	Doug Risebrough	Doug Soetaert	Scored
Feb. 23, 1985	at Montreal	Chris Nilan	Brian Hayward	Scored
Oct. 16, 1985	at Detroit	Gerard Gallant	Brian Hayward	Scored
Dec. 28, 1986	Minnesota	Kent Nilsson	Eldon Reddick	Failed
Oct. 25, 1987	Los Angeles	Luc Robitaille	Eldon Reddick	Scored
Mar. 10, 1988	at Calgary	Hakan Loob	Daniel Berthiaume	Failed
Nov. 29, 1988	NY Rangers	Guy Lafleur	Eldon Reddick	Failed
Jan. 31, 1989	at St. Louis	Doug Evans	Daniel Berthiaume	Scored
Feb. 13, 1989	at Detroit	Steve Yzerman	Bob Essensa	Scored
Feb. 28, 1992	at Vancouver	Pavel Bure	Rick Tabaracci	Scored
Feb. 1, 1993	at Ottawa	Laurie Boschman	Mike O'Neill	Scored
Oct. 31, 1993	Calgary	Paul Ranheim	Bob Essensa	Scored
Nov. 3, 1993	St. Louis	Philippe Bozon	Bob Essensa	Failed
Mar. 29, 1994	at San Jose	Sergei Makarov	Tim Cheveldae	Scored
Mar. 22, 1995	at Detroit	Bob Errey	Nikolai Khabibulin	Failed
Apr. 8, 1995	at Toronto	Dave Andreychuk	Tim Cheveldae	Failed
Feb. 1, 1996	at Colorado	Peter Forsberg	Tim Cheveldae	Failed
Feb. 26, 1996	Los Angeles	Kevin Stevens	Nikolai Khabibulin	Failed

DATE	OPPONENT	PLAYER	GOALTENDER	RESULT
Dec. 3, 1997	at Tampa Bay	Dino Ciccarelli	Nikolai Khabibulin	Failed
Jan. 26, 1998	Vancouver	Pavel Bure	Nikolai Khabibulin	Scored
Jan. 10, 2000	at NY Islanders	Brad Isbister	Sean Burke	Scored
Oct. 27, 2001	Colorado	Greg de Vries	Sean Burke	Failed
Jan. 27, 2004	Calgary	Shean Donovan	Sean Burke	Scored
Feb. 2, 2004	Columbus	David Vyborny	Brian Boucher	Scored
Oct. 8, 2005	Minnesota	Alexandre Daigle	Curtis Joseph	Failed
Nov. 10, 2005	Calgary	Jarome Iginla	Curtis Joseph	Scored
Mar. 4, 2006	Detroit	Nicklas Lidstrom	Philippe Sauve	Failed
Mar. 7, 2006	at Detroit	Mark Mowers	Curtis Joseph	Failed
Oct. 24, 2006	at Calgary	Daymond Langkow	Curtis Joseph	Failed
Nov. 3, 2006	at Anaheim	Andy McDonald	Curtis Joseph	Scored
Feb. 19, 2007	at Nashville	Jean-Pierre Dumont	Curtis Joseph	Scored
Mar. 8, 2007	Vancouver	Daniel Sedin	Curtis Joseph	Failed
Oct. 30, 2007	at St. Louis	Lee Stempniak	Mikael Tellqvist	Failed
Nov. 12, 2007	at San Jose	Joe Pavelski	Mikael Tellqvist	Failed
Jan. 19, 2008	Chicago	Rene Bourque	Ilya Bryzgalov	Failed
Dec. 19, 2009	at Anaheim	Todd Marchant	Ilya Bryzgalov	Failed
Jan. 7, 2010	at Vancouver	Mason Raymond	Ilya Bryzgalov	Failed

HAT TRICKS FOR

DATE	OPPONENT	RESULT	PLAYER	G
Dec. 15, 1979	Montreal	6-2 W	Willy Lindstrom	3
Mar. 26, 1980	Hartford	7-0 W	Dave Christian	3
Oct. 17, 1980	Chicago	6-2 W	Morris Lukowich	3
Nov. 2, 1980	Washington	4-4 T	Norm Dupont	3
Feb. 12, 1981	at NY Rangers	8-6 L	Dave Christian	3
Oct. 25, 1981	Los Angeles	9-4 W	Dale Hawerchuk	3
Mar. 2, 1982	at Philadelphia	7-6 W	Willy Lindstrom	5
Mar. 13, 1982	at Toronto	10-2 W	Dale Hawerchuk	3
Oct. 24, 1982	Edmonton	9-5 W	Dale Hawerchuk	3
Feb. 4, 1983	Pittsburgh	6-4 W	Dale Hawerchuk	3
Feb. 25, 1983	Hartford	5-3 W	Dale Hawerchuk	3
Mar. 23, 1983	Edmonton	7-4 W	Lucien DeBlois	3
Mar. 30, 1983	Los Angeles	10-5 W	Ron Wilson	4
Apr. 3, 1983	Detroit	8-3 W	Thomas Steen	3
Oct. 5, 1983	Detroit	6-6 T	Scott Arniel	3
Dec. 14, 1983	at Toronto	8-4 W	Dale Hawerchuk	3
Jan. 18, 1984	at Pittsburgh	5-4 W	Paul MacLean	3
Mar. 6, 1984	at Los Angeles	7-3 W	Paul MacLean	3
Nov. 24, 1984	at Los Angeles	9-5 W	Laurie Boschman	3
Dec. 14, 1984	Toronto	6-4 W	Dale Hawerchuk	3
Jan. 4, 1985	at Edmonton	7-4 L	Dale Hawerchuk	3
Jan. 21, 1985	Pittsburgh	7-6 W	Dale Hawerchuk	3
Oct. 23, 1985	Edmonton	9-3 W	Perry Turnbull	3
Mar. 19, 1986	Montreal	6-4 W	Brian Mullen	3
Mar. 31, 1986	at Los Angeles	5-2 W	Ray Neufeld	3
Nov. 2, 1986	at NY Rangers	5-4 W	Paul MacLean	3
Nov. 9, 1986	New Jersey	8-1 W	Thomas Steen	3
Nov. 13, 1986	at Los Angeles	6-5 W	Paul MacLean	3
Feb. 20, 1987	Boston	6-2 W	Doug Smail	3
Mar. 25, 1987	Calgary	10-1 W	Doug Smail	3
Nov. 1, 1987	Vancouver	7-3 W	Ray Neufeld	3
Nov. 25, 1987	at Detroit	10-8 L	Paul MacLean	3
Dec. 28, 1987	at Los Angeles	5-2 W	Ray Neufeld	3
Feb. 3, 1988	Calgary	9-0 W	Laurie Boschman	3
Feb. 6, 1988	at Minnesota	8-8- T	Dale Hawerchuk	3
Mar. 5, 1988	at Toronto	10-1 W	Paul MacLean	3
Mar. 9, 1988	Calgary	6-6 T	Paul MacLean	4
Nov. 8, 1988	at Quebec	8-4 W	Dale Hawerchuk	3
Nov. 20, 1988	Edmonton	7-4 W	Iain Duncan	3
Nov. 20, 1988	Edmonton	7-4 W	Andrew McBain	3
Jan. 26, 1989	at NY Islanders	8-6 L	Dale Hawerchuk	3
Feb. 19, 1989	Hartford	7-6 W	Brent Ashton	3
Mar. 18, 1989	at Toronto	10-2 W	Thomas Steen	3
Nov. 11, 1991	Los Angeles	6-2 W	Stu Barnes	3
Oct. 14, 1992	Edmonton	7-3 W	Teemu Selanne	3
Nov. 17, 1992	at Tampa Bay	6-5 W	Evgeny Davydov	3

DATE	OPPONENT	RESULT	PLAYER	G
Dec. 11, 1992	at Washington	8-6 L	Teemu Selanne	3
Feb. 22, 1993	Ottawa	6-3 W	Thomas Steen	3
Feb. 28, 1993	Minnesota	7-6 W	Teemu Selanne	4
Mar. 2, 1993	Quebec	7-4 L	Teemu Selanne	3
Mar. 9, 1993	at Tampa Bay	4-2 W	Teemu Selanne	3
Oct. 6, 1993	Washington	6-4 W	Teemu Selanne	3
Oct. 23, 1993	at Philadelphia	9-6 W	Keith Tkachuk	3
Nov. 9, 1993	at NY Islanders	5-2 W	Alexei Zhamnov	3
Nov. 30, 1993	at Los Angeles	8-6 W	Alexei Zhamnov	3
Dec. 23, 1993	Quebec	5-2 W	Teemu Selanne	3
Feb. 11, 1995	at St. Louis	3-2 W	Alexei Zhamnov	3
Mar. 28, 1995	at San Jose	6-5 L	Nelson Emerson	3
Apr. 1, 1995	at Los Angeles	7-7 T	Alexei Zhamnov	5
Oct. 7, 1995	Dallas	7-5 W	Igor Korolev	3
Dec. 12, 1995	Montreal	6-5 L	Eddie Olczyk	3
Dec. 15, 1995	Edmonton	9-4 W	Teemu Selanne	4
Feb. 1, 1996	at Colorado	6-4 L	Alexei Zhamnov	3
Mar. 26, 1996	at Dallas	8-2 W	Keith Tkachuk	4
Oct. 7, 1996	at Boston	5-2 W	Mike Gartner	3
Nov. 28, 1996	New Jersey	4-3 W	Keith Tkachuk	3
Feb. 18, 1997	Los Angeles	6-1 W	Jim McKenzie	3
Mar. 20, 1997	at Chicago	4-2 W	Keith Tkachuk	4
Dec. 1, 1997	at Florida	3-2 W	Keith Tkachuk	3
Dec. 26, 1997	at San Jose	4-0 W	Keith Tkachuk	3
Apr. 3, 1998	Anaheim	6-3 W	Keith Tkachuk	3
Mar. 7, 1999	Nashville	4-3 W	Keith Tkachuk	3
Nov. 25, 1999	New Jersey	4-2 W	Jeremy Roenick	3
Nov. 26, 1999	Colorado	7-0 W	Jeremy Roenick	3
Dec. 20, 2000	Calgary	4-2 W	Keith Tkachuk	3
Feb. 23, 2001	at Buffalo	7-3 W	Jeremy Roenick	3
Oct. 13, 2001	Washington	5-2 W	Daymond Langkow	3
Jan. 24, 2003	at Edmonton	5-1 W	Daymond Langkow	3
Nov. 27, 2003	Los Angeles	6-4 W	Ladislav Nagy	3
Dec. 3, 2005	Carolina	8-4 W	Ladislav Nagy	3
Apr. 1, 2006	at San Jose	4-3 W	Steven Reinprecht	3
Dec. 30, 2006	San Jose	8-0 W	Jeremy Roenick	3
Oct. 11, 2007	at Nashville	6-3 W	Fredrik Sjostrom	3
Nov. 7, 2007	at Anaheim	6-5 W	Peter Mueller	3
Jan. 2, 2008	at Colorado	5-2 W	Steven Reinprecht	3
Jan. 24, 2008	vs. Nashville	4-3 W (OT)	Radim Vrbata	3
Feb. 5, 2008	at Calgary	4-3 L (SO)	Peter Mueller	3
Apr. 4, 2008	at Dallas	4-2 W	Daniel Carcillo	3
Dec. 4, 2008	Toronto	6-3 W	Martin Hanzal	3
Feb. 21, 2009	at Los Angeles	6-3 W	Olli Jokinen	3
Jan. 21, 2010	Nashville	4-2 W	Scottie Upshall	3

SHUTOUTS FOR

DATE	OPPONENT	RESULT	SAVES	GOALTENDER
Feb. 12, 1980	at NY Islanders	0-0 T	20	Markus Mattsson
Mar. 26, 1980	Hartford	7-0 W	27	Markus Mattsson
Jan. 31, 1981	at Toronto	2-0 W	38	Markus Mattsson
Jan. 20, 1982	Washington	3-0 W	21	Doug Soetaert
Mar. 5, 1982	Detroit	2-0 W	33	Doug Soetaert
Mar. 20, 1982	Toronto	7-0 W	21	Ed Staniowski
Oct. 9, 1982	at Detroit	8-0 W	36	Ed Staniowski
Mar. 9, 1983	Buffalo	6-0 W	24	Brian Hayward
Nov. 7, 1984	at Hartford	3-0 W	29	Marc Behrend
Jan. 5, 1986	Vancouver	4-0 W	20	Dan Bouchard
Mar. 16, 1986	Detroit	6-0 W	15	Dan Bouchard
Nov. 7, 1986	St. Louis	2-0 W	25	Daniel Berthiaume
Jan. 9, 1987	Hartford	3-0 W	29	Eldon Reddick/ Daniel Berthiaume
Jan. 19, 1988	St. Louis	3-0 W	23	Daniel Berthiaume
Feb. 3, 1988	Calgary	9-0 W	25	Daniel Berthiaume
Nov. 18, 1988	Toronto	3-0 W	30	Alain Chevrier
Feb. 26, 1989	Calgary	1-0 W	24	Bob Essensa
Nov. 18, 1989	at Philadelphia	1-0 W (OT)	31	Daniel Berthiaume
Mar. 29, 1990	at Los Angeles	1-0 W	30	Bob Essensa
Oct. 31, 1990	at Edmonton	1-0 W (OT)	34	Bob Essensa
Dec. 28, 1990	Boston	6-0 W	31	Bob Essensa
Jan. 21, 1991	Minnesota	2-0 W	28	Bob Essensa
Feb. 17, 1991	Quebec	6-0 W	25	Rick Tabaracci
Mar. 23, 1991	at Edmonton	3-0 W	26	Bob Essensa
Oct. 25, 1991	Philadelphia	2-0 W	34	Bob Essensa
Nov. 16, 1991	at New Jersey	1-0 W	40	Bob Essensa
Nov. 23, 1991	at Edmonton	4-0 W	36	Bob Essensa
Jan. 23, 1992	at Philadelphia	1-0 W	24	Stephane Beauregard
Jan. 28, 1992	at Pittsburgh	4-0 W	38	Bob Essensa
Feb. 2, 1992	San Jose	6-0 W	40	Bob Essensa
Mar. 11, 1992	San Jose	3-0 W	20	Stephane Beauregard
Dec. 19, 1992	at St. Louis	1-0 W	32	Bob Essensa
Apr. 15, 1993	Edmonton	3-0 W	31	Bob Essensa
Oct. 16, 1993	Chicago	1-0 W (OT)	33	Bob Essensa
Mar. 16, 1994	St. Louis	4-0 W	41	Tim Cheveldae
Nov. 26, 1995	Edmonton	4-0 W	34	Nikolai Khabibulin
Feb. 23, 1996	Chicago	1-0 W (OT)	36	Nikolai Khabibulin
Dec. 5, 1996	at St. Louis	3-0 W	33	Darcy Wakaluk
Jan. 25, 1997	Vancouver	4-0 W	26	Nikolai Khabibulin
Jan. 29, 1997	at Detroit	3-0 W	30	Nikolai Khabibulin
Feb. 12, 1997	at Dallas	5-0 W	33	Nikolai Khabibulin
Mar. 5, 1997	at Florida	3-0 W	14	Nikolai Khabibulin
Mar. 6, 1997	at Tampa Bay	5-0 W	30	Nikolai Khabibulin
Mar. 8, 1997	at Chicago	2-0 W	28	Nikolai Khabibulin
Mar. 22, 1997	at Toronto	3-0 W	33	Nikolai Khabibulin
Nov. 8, 1997	at Toronto	3-0 W	25	Nikolai Khabibulin
Nov. 22, 1997	Toronto	2-0 W	28	Nikolai Khabibulin
Dec. 26, 1997	at San Jose	4-0 W	30	Nikolai Khabibulin
Jan. 1, 1998	Los Angeles	4-0 W	23	Nikolai Khabibulin
Mar. 14, 1998	at St. Louis	2-0 W	24	Jimmy Waite
Nov. 1, 1998	at Los Angeles	3-0 W	31	Nikolai Khabibulin
Nov. 11, 1998	at Dallas	2-0 W	38	Jimmy Waite
Nov. 28, 1998	at Los Angeles	4-0 W	20	Nikolai Khabibulin
Dec. 12, 1998	at Ottawa	2-0 W	42	Nikolai Khabibulin
Jan. 11, 1999	Buffalo	1-0 W	23	Nikolai Khabibulin
Feb. 6, 1999	Chicago	3-0 W	28	Nikolai Khabibulin
Feb. 10, 1999	Los Angeles	3-0 W	26	Nikolai Khabibulin

DATE	OPPONENT	RESULT	SAVES	GOALTENDER
Mar. 13, 1999	Anaheim	1-0 W	27	Nikolai Khabibulin
Apr. 17, 1999	Dallas	2-0 W	27	Nikolai Khabibulin
Oct. 5, 1999	Anaheim	4-0 W	21	Mikhail Shtalenkov
Oct. 31, 1999	at Anaheim	3-0 W	33	Mikhail Shtalenkov
Nov. 26, 1999	Colorado	7-0 W	28	Sean Burke
Feb. 1, 2000	at San Jose	1-0 W (OT)	34	Bob Essensa
Mar. 9, 2000	NY Islanders	5-0 W	30	Sean Burke
Mar. 11, 2000	Vancouver	5-0 W	26	Sean Burke
Oct. 30, 2000	at Colorado	4-0 W	45	Sean Burke
Nov. 12, 2000	at NY Rangers	2-0 W	39	Sean Burke
Nov. 30, 2000	Minnesota	2-0 W	30	Robert Esche
Feb. 9, 2001	Edmonton	2-0 W	38	Sean Burke
Feb. 16, 2001	at Carolina	2-0 W	33	Robert Esche
Mar. 28, 2001	at Minnesota	2-0 W	29	Sean Burke
Oct. 27, 2001	Colorado	1-0 W	29	Sean Burke
Nov. 29, 2001	Nashville	1-0 W	27	Sean Burke
Dec. 5, 2001	St. Louis	3-0 W	27	Sean Burke
Dec. 31, 2001	NY Rangers	5-0 W	37	Sean Burke
Jan. 21, 2002	at Nashville	1-0 W	19	Robert Esche
Mar. 24, 2002	Los Angeles	4-0 W	25	Sean Burke
Dec. 28, 2002	Philadelphia	4-0 W	23	Sean Burke
Jan. 8, 2003	at Chicago	0-0 T	40	Zac Bierk
Apr. 4, 2003	Nashville	1-0 W	24	Sean Burke
Oct. 12, 2003	at Anaheim	2-0 W	31	Sean Burke
Dec. 31, 2003	Los Angeles	4-0 W	21	Brian Boucher
Jan. 2, 2004	at Dallas	6-0 W	35	Brian Boucher
Jan. 4, 2004	at Carolina	3-0 W	26	Brian Boucher
Jan. 7, 2004	at Washington	3-0 W	27	Brian Boucher
Jan. 9, 2004	at Minnesota	2-0 W	21	Brian Boucher
Oct. 17, 2005	at Calgary	2-0 W	25	Curtis Joseph
Nov. 3, 2005	Los Angeles	4-0 W	21	Curtis Joseph
Apr. 13, 2006	Los Angeles	3-0 W	32	Curtis Joseph
Apr. 16, 2006	at St. Louis	3-0 W	40	Curtis Joseph
Dec. 23, 2006	Anaheim	2-0 W	29	Mikael Tellqvist
Dec. 30, 2006	San Jose	8-0 W	40	Curtis Joseph
Jan. 4, 2007	at Carolina	2-0 W	29	Curtis Joseph
Feb. 6, 2007	at Columbus	3-0 W	28	Curtis Joseph
Feb. 27, 2007	at Edmonton	3-0 W	26	Curtis Joseph
Mar. 12, 2007	Philadelphia	4-0 W	24	Mikael Tellqvist
Oct. 25, 2007	at Anaheim	1-0 W	31	Alex Auld
Nov. 2, 2007	at Dallas	5-0 W	35	Mikael Tellqvist
Nov. 17, 2007	at Los Angeles	1-0 W	28	Ilya Bryzgalov
Feb. 18, 2008	at Los Angeles	4-0 W	34	Mikael Tellqvist
Feb. 24, 2008	St. Louis	2-0 W	35	Ilya Bryzgalov
Mar. 13, 2008	Vancouver	2-0 W	24	Ilya Bryzgalov
Dec. 20, 2008	Columbus	2-0 W	33	Ilya Bryzgalov
Jan. 10, 2009	Dallas	1-0 W (SO)	38	Ilya Bryzgalov
Feb. 11, 2009	at Dallas	1-0 W	33	Ilya Bryzgalov
Apr. 1, 2009	at Colorado	3-0 W	23	Al Montoya
Oct. 7, 2009	at Pittsburgh	3-0 W	24	Ilya Bryzgalov
Oct. 12, 2009	at San Jose	1-0 W (SO)	26	Ilya Bryzgalov
Oct. 29, 2009	at St. Louis	2-0 W	32	Ilya Bryzgalov
Dec. 7, 2009	Minnesota	2-0 W	28	Ilya Bryzgalov
Dec. 23, 2009	Anaheim	4-0 W	21	Ilya Bryzgalov
Feb. 2, 2010	at Nashville	1-0 W (SO)	25	Ilya Bryzgalov
Mar. 6, 2010	Anaheim	4-0 W	32	Ilya Bryzgalov
Mar. 13, 2010	at Carolina	4-0 W	29	Ilya Bryzgalov

HIGHEST SCORING GAMES

DATE	OPPONENT	RESULT	TOTAL GOALS	DATE	OPPONENT	RESULT	TOTAL GOALS
Nov. 25, 1987	at Detroit	10-8 L	18	Mar. 5, 1981	at Philadelphia	10-1 L	11
Nov. 11, 1981	at Minnesota	15-2 L	17	Mar. 25, 1987	Calgary	10-1 W	11
Feb. 25, 1985	at NY Rangers	12-5 W	17	Mar. 5, 1988	at Toronto	10-1 W	11
Feb. 2, 1982	at St. Louis	10-6 L	16	Oct. 12, 1988	at Chicago	10-1 L	11
Mar. 30, 1983	Los Angeles	10-5 W	15	Oct. 15, 2000	at Los Angeles	6-5 W	11
Nov. 24, 1990	at Quebec	11-4 W	15	Feb. 27, 2001	at Boston	7-4 L	11
Feb. 6, 1981	at Edmonton	10-4 L	14	Mar. 24, 2001	Edmonton	7-4 W	11
Oct. 19, 1983	Montreal	12-2 L	14	Jan. 9, 2002	San Jose	6-5 L	11
Dec. 15, 1982	at Chicago	10-3 L	13	Feb. 8, 2002	Los Angeles	6-5 W	11
Mar. 27, 1981	Vancouver	10-2 L	12	Dec. 26, 2005	at Colorado	7-4 L	11
Nov. 29, 1981	Edmonton	10-2 L	12	Dec. 29, 2005	Los Angeles	6-5 W	11
Mar. 13, 1982	at Toronto	10-2 W	12	Jan. 31, 2006	Vancouver	7-4 L	11
Mar. 18, 1989	at Toronto	10-2 W	12	Oct. 11, 2006	at Detroit	9-2 L	11
Mar. 1, 2000	Carolina	7-5 W	12	Nov. 30, 2006	Los Angeles	7-4 W	11
Dec. 3, 2005	Carolina	8-4 W	12	Nov. 7, 2007	at Anaheim	6-5 W (OT)	11
Mar. 10, 2007	Chicago	7-5 L	12	Mar. 20, 2008	at Los Angeles	6-5 L (SO)	11
Mar. 18, 2008	at Edmonton	8-4 L	12	Mar. 30, 2009	Dallas	6-5 W (OT)	11
Feb. 14, 2009	Calgary	7-5 L	12				

LOWEST SCORING GAMES

DATE	OPPONENT	RESULT	GOALTENDER	GOAL
Feb. 12, 1980	at NY Islanders	0-0 T	Markus Mattsson	----
Jan. 8, 2003	at Chicago	0-0 T	Zac Bierk	----
Jan. 10, 2009	Dallas	1-0 W (SO)	Ilya Bryzgalov	*Kyle Turris
Oct. 12, 2009	at San Jose	1-0 W (SO)	Ilya Bryzgalov	*Lauri Korpikoski
Feb. 2, 2010	at Nashville	1-0 W (SO)	Ilya Bryzgalov	*Adrian Aucoin
Feb. 26, 1989	Calgary	1-0 W	Bob Essensa	Dale Hawerchuk
Nov. 18, 1989	at Philadelphia	1-0 W (OT)	Daniel Berthiaume	Doug Smail
Mar. 29, 1990	at Los Angeles	1-0 W	Bob Essensa	Pat Elynuik
Oct. 31, 1990	at Edmonton	1-0 W (OT)	Bob Essensa	Pat Elynuik
Nov. 16, 1991	at New Jersey	1-0 W	Bob Essensa	Ed Olczyk
Jan. 23, 1992	at Philadelphia	1-0 W	Stephane Beauregard	Phil Housley
Mar. 13, 1992	Hartford	1-0 L	Stephane Beauregard	Bobby Holik
Dec. 19, 1992	at St. Louis	1-0 W	Bob Essensa	Thomas Steen
Oct. 16, 1993	Chicago	1-0 W (OT)	Bob Essensa	Nelson Emerson
Feb. 16, 1996	Pittsburgh	1-0 L	Nikolai Khabibulin	Jaromir Jagr
Feb. 23, 1996	Chicago	1-0 W (OT)	Nikolai Khabibulin	Dallas Drake
Oct. 5, 1996	Hartford	1-0 L	Nikolai Khabibulin	Alexander Godnyuk
Jan. 11, 1999	Buffalo	1-0 W	Nikolai Khabibulin	Dallas Drake
Mar. 13, 1999	Anaheim	1-0 W	Nikolai Khabibulin	Mike Stapleton
Mar. 29, 1999	at Vancouver	1-0 L	Mikhail Shtalenkov	Peter Schaefer
Apr. 6, 1999	San Jose	1-0 L	Nikolai Khabibulin	Bill Houlder
Feb. 1, 2000	at San Jose	1-0 W (OT)	Bob Essensa	Keith Carney
Feb. 22, 2000	at Montreal	1-0 L	Sean Burke	Benoit Brunet
Oct. 27, 2001	Colorado	1-0 W	Sean Burke	Krystofer Kolanos
Nov. 4, 2001	at Carolina	1-0 L	Sean Burke	Josef Vasicek
Nov. 29, 2001	Nashville	1-0 W	Sean Burke	Sergei Berezin
Jan. 21, 2002	at Nashville	1-0 W	Robert Esche	Sergei Berezin
Jan. 18, 2003	Buffalo	1-0 L	Zac Bierk	Curtis Brown
Jan. 26, 2003	at Vancouver	1-0 L	Zac Bierk	Markus Naslund
Apr. 4, 2003	Nashville	1-0 W	Sean Burke	Branko Radivojevic
Nov. 23, 2003	at Atlanta	1-0 L	Brian Boucher	Marc Savard
Mar. 31, 2004	at Calgary	1-0 L	Brent Johnson	Jarome Iginla
Nov. 9, 2006	Dallas	1-0 L	Curtis Joseph	Brenden Morrow
Feb. 3, 2007	Minnesota	1-0 L	Curtis Joseph	Marian Gaborik
Oct. 25, 2007	at Anaheim	1-0 W	Alex Auld	Craig Weller
Nov. 17, 2007	at Los Angeles	1-0 W	Ilya Bryzgalov	Shane Doan
Dec. 7, 2007	vs. San Jose	1-0 L	Ilya Bryzgalov	Milan Michalek
Feb. 27, 2008	at Chicago	1-0 L	Ilya Bryzgalov	Jason Williams
Nov. 6, 2008	at Vancouver	1-0 L	Ilya Bryzgalov	Kevin Bieksa
Feb. 11, 2009	at Dallas	1-0 W	Ilya Bryzgalov	Enver Lisin

*Shootout-Deciding Goal

TOP SINGLE SEASONS

GOALS

PLAYER	SEASON	NO.
1. Teemu Selanne	1992-93	76
2. Dale Hawerchuk	1984-85	53
3. Keith Tkachuk	1996-97	52
4. Keith Tkachuk	1995-96	50
5. Dale Hawerchuk	1986-87	47
6. Dale Hawerchuk	1985-86	46
7. Dale Hawerchuk	1981-82	45
8. Dale Hawerchuk	1987-88	44
9. Morris Lukowich	1981-82	43
10. Paul MacLean	1984-85	41
Dale Hawerchuk	1988-89	41
Keith Tkachuk	1993-94	41

ASSISTS

PLAYER	SEASON	NO.
1. Phil Housley	1992-93	79
2. Dale Hawerchuk	1984-85	77
Dale Hawerchuk	1987-88	77
4. Dale Hawerchuk	1983-84	65
5. Phil Housley	1991-92	63
6. Dave Babych	1982-83	61
Thomas Steen	1988-89	61
8. Paul MacLean	1984-85	60
9. Dale Hawerchuk	1985-86	59
10. Dale Hawerchuk	1981-82	58

POINTS

PLAYER	SEASON	NO.
1. Teemu Selanne	1992-93	132
2. Dale Hawerchuk	1984-85	130
3. Dale Hawerchuk	1987-88	121
4. Dale Hawerchuk	1985-86	105
5. Dale Hawerchuk	1981-82	103
6. Dale Hawerchuk	1983-84	102
7. Paul MacLean	1984-85	101
8. Dale Hawerchuk	1986-87	100
9. Keith Tkachuk	1995-96	98
10. Phil Housley	1992-93	97

POWER PLAY GOALS

PLAYER	SEASON	NO.
1. Teemu Selanne	1992-93	24
2. Keith Tkachuk	1993-94	22
Paul MacLean	1987-88	22
4. Dale Hawerchuk	1987-88	20
Andrew McBain	1987-88	20
Andrew McBain	1988-89	20
Keith Tkachuk	1995-96	20
8. Dale Hawerchuk	1985-86	18
9. Dale Hawerchuk	1984-85	17
Shane Doan	2005-06	17

SHORTHANDED GOALS

PLAYER	SEASON	NO.
1. Dave McLlwain	1989-90	7
2. Nelson Emerson	1993-94	5
Bob Corkum	1997-98	5
4. Trevor Letowski	1999-00	4
Brian Mullen	1983-84	4
Doug Smail	1983-84	4
Dallas Drake	1995-96	4
8. Several players tied with 3		

GAME-WINNING GOALS

PLAYER	SEASON	NO.
1. Jeremy Roenick	1999-00	12
2. Keith Tkachuk	1997-98	8
3. Lucien Deblois	1982-83	7
Ed Olczyk	1991-92	7
Teemu Selanne	1992-93	7
Keith Tkachuk	1996-97	7
Jeremy Roenick	1996-97	7
Mike Gartner	1996-97	7
Keith Tkachuk	1998-99	7
Jeremy Roenick	2000-01	7
Shane Doan	2005-06	7
Shane Doan	2006-07	7

PENALTY MINUTES

PLAYER	SEASON	NO.
1. Tie Domi	1993-94	347
2. Daniel Carcillo	2007-08	324
3. Jimmy Mann	1979-80	287
4. Shawn Cronin	1991-92	271
5. Gord Donnelly	1990-91	265
6. Mike Hartman	1991-92	264
7. Keith Tkachuk	1993-94	255
8. Tie Domi	1992-93	249
9. Shawn Cronin	1989-90	243
10. Laurie Boschman	1985-86	241

WINS

PLAYER	SEASON	NO.
1. Ilya Bryzgalov	2009-10	42
2. Sean Burke	2001-02	33
Brian Hayward	1984-85	33
Bob Essensa	1992-93	33
4. Curtis Joseph	2005-06	32
Nikolai Khabibulin	1998-99	32
7. Nikolai Khabibulin	1996-97	30
Nikolai Khabibulin	1997-98	30
9. Nikolai Khabibulin	1995-96	26
Ilya Bryzgalov	2007-08	26
Ilya Bryzgalov	2008-09	26

SHUTOUTS

PLAYER	SEASON	NO.
1. Ilya Bryzgalov	2009-10	8
Nikolai Khabibulin	1998-99	8
3. Nikolai Khabibulin	1996-97	7
4. Brian Boucher	2003-04	5
Sean Burke	2001-02	5
Bob Essensa	1991-92	5
7. Bob Essensa	1990-91	4
Nikolai Khabibulin	1997-98	4
Sean Burke	2000-01	4
Curtis Joseph	2005-06	4
Curtis Joseph	2006-07	4

GOALS AGAINST AVERAGE

(min. 25 games played)

PLAYER	SEASON	AVG.
1. Nikolai Khabibulin	1998-99	2.13
2. Sean Burke	2000-01	2.27
3. Ilya Bryzgalov	2009-10	2.29
Sean Burke	2001-02	2.29
5. Ilya Bryzgalov	2007-08	2.43
6. Sean Burke	1999-00	2.55
7. Nikolai Khabibulin	1997-98	2.74
Brian Boucher	2003-04	2.74
9. Bob Essensa	1999-00	2.78
10. Sean Burke	2003-04	2.81

SAVE PERCENTAGE

(min. 25 games played)

PLAYER	SEASON	SV%.
1. Nikolai Khabibulin	1998-99	.923
2. Sean Burke	2000-01	.922
3. Ilya Bryzgalov	2007-08	.921
4. Ilya Bryzgalov	2009-10	.920
Sean Burke	2001-02	.920
6. Sean Burke	1999-00	.914
7. Bob Essensa	1991-92	.910
8. Sean Burke	2003-04	.908
Nikolai Khabibulin	1996-97	.908
Nikolai Khabibulin	1995-96	.908

SINGLE SEASON LEADERS

GOALS

SEASON	NO.	PLAYER
1979-80	35	Morris Lukowich
1980-81	33	Morris Lukowich
1981-82	45	Dale Hawerchuk
1982-83	40	Dale Hawerchuk
1983-84	37	Dale Hawerchuk
1984-85	53	Dale Hawerchuk
1985-86	46	Dale Hawerchuk
1986-87	47	Dale Hawerchuk
1987-88	44	Dale Hawerchuk
1988-89	41	Dale Hawerchuk
1989-90	32	Pat Elynuik, Paul Fenton
1990-91	31	Pat Elynuik
1991-92	32	Eddie Olczyk
1992-93	76	Teemu Selanne
1993-94	41	Keith Tkachuk
1994-95	30	Alexei Zhamnov
1995-96	50	Keith Tkachuk
1996-97	52	Keith Tkachuk
1997-98	40	Keith Tkachuk
1998-99	36	Keith Tkachuk
1999-00	34	Jeremy Roenick
2000-01	30	Jeremy Roenick
2001-02	32	Daniel Briere
2002-03	23	Mike Johnson
2003-04	27	Shane Doan
2005-06	30	Mike Comrie, Shane Doan
2006-07	27	Shane Doan
2007-08	28	Shane Doan
2008-09	31	Shane Doan
2009-10	28	Lee Stempniak

ASSISTS

SEASON	NO.	PLAYER
1979-80	39	Morris Lukowich
1980-81	43	Dave Christian
1981-82	58	Dale Hawerchuk
1982-83	61	Dave Babych
1983-84	65	Dale Hawerchuk
1984-85	77	Dale Hawerchuk
1985-86	59	Dale Hawerchuk
1986-87	53	Dale Hawerchuk
1987-88	77	Dale Hawerchuk
1988-89	61	Thomas Steen
1989-90	55	Dale Hawerchuk
1990-91	53	Phil Housley
1991-92	63	Phil Housley
1992-93	79	Phil Housley
1993-94	45	Alexei Zhamnov
1994-95	35	Alexei Zhamnov
1995-96	48	Teemu Selanne, Keith Tkachuk
1996-97	45	Oleg Tverdovsky
1997-98	44	Cliff Ronning
1998-99	48	Jeremy Roenick
1999-00	44	Jeremy Roenick
2000-01	46	Jeremy Roenick
2001-02	35	Daymond Langkow, Teppo Numminen
2002-03	40	Mike Johnson
2003-04	41	Shane Doan
2005-06	41	Ladislav Nagy
2006-07	28	Shane Doan
2007-08	50	Shane Doan
2008-09	42	Shane Doan
2009-10	42	Wojtek Wolski

POINTS

SEASON	NO.	PLAYER
1979-80	74	Morris Lukowich
1980-81	71	Dave Christian
1981-82	103	Dale Hawerchuk
1982-83	91	Dale Hawerchuk
1983-84	102	Dale Hawerchuk
1984-85	130	Dale Hawerchuk
1985-86	105	Dale Hawerchuk
1986-87	100	Dale Hawerchuk
1987-88	121	Dale Hawerchuk
1988-89	96	Dale Hawerchuk
1989-90	81	Dale Hawerchuk
1990-91	76	Phil Housley
1991-92	86	Phil Housley
1992-93	132	Teemu Selanne
1993-94	81	Keith Tkachuk
1994-95	65	Alexei Zhamnov
1995-96	98	Keith Tkachuk
1996-97	86	Keith Tkachuk
1997-98	66	Keith Tkachuk
1998-99	72	Jeremy Roenick
1999-00	78	Jeremy Roenick
2000-01	76	Jeremy Roenick
2001-02	62	Daymond Langkow
2002-03	63	Mike Johnson
2003-04	68	Shane Doan
2005-06	66	Shane Doan
2006-07	55	Shane Doan
2007-08	78	Shane Doan
2008-09	73	Shane Doan
2009-10	65	Wojtek Wolski

POWER PLAY GOALS

SEASON	NO.	PLAYER
1979-80	13	Morris Lukowich
1980-81	9	Dave Christian, Morris Lukowich
1981-82	13	Morris Lukowich
1982-83	15	Paul MacLean
1983-84	13	Paul MacLean
1984-85	17	Dale Hawerchuk
1985-86	18	Dale Hawerchuk
1986-87	10	Dale Hawerchuk, Paul MacLean
1987-88	22	Paul MacLean
1988-89	20	Andrew McBain
1989-90	14	Pat Elynuik
1990-91	16	Pat Elynuik
1991-92	13	Fredrik Olausson
1992-93	24	Teemu Selanne
1993-94	22	Keith Tkachuk
1994-95	9	Alexei Zhamnov
1995-96	20	Keith Tkachuk
1996-97	13	Mike Gartner
1997-98	11	Keith Tkachuk
1998-99	11	Keith Tkachuk
1999-00	6	Jeremy Roenick, Travis Green
2000-01	13	Jeremy Roenick
2001-02	12	Daniel Briere
2002-03	8	Mike Johnson, Ladislav Nagy
2003-04	11	Ladislav Nagy
2005-06	17	Shane Doan
2006-07	11	Shane Doan
2007-08	9	Shane Doan
2008-09	10	Shane Doan
2009-10	9	Lee Stempniak

SHORTHANDED GOALS

SEASON	NO.	PLAYER
1979-80	2	Jude Drouin
1980-81	3	Doug Smail
1981-82	1	Four players tied
1982-83	3	Lucien Deblois, Doug Smail
1983-84	4	Brian Mullen, Doug Smail
1984-85	3	Dale Hawerchuk, Doug Smail
1985-86	3	Doug Smail, Thomas Steen
1986-87	3	Thomas Steen
1987-88	3	Dale Hawerchuk, Doug Smail
1988-89	3	Dale Hawerchuk
1989-90	7	Dave McLlwain
1990-91	2	Dave McLlwain, Phil Sykes
1991-92	2	Troy Murray, Danton Cole
1992-93	1	Alexei Zhamnov, Teppo Numminen, Luciano Borsato
1993-94	5	Nelson Emerson
1994-95	2	Keith Tkachuk, Teemu Selanne
1995-96	4	Dallas Drake
1996-97	3	Jeremy Roenick
1997-98	5	Bob Corkum
1998-99	2	Keith Tkachuk, Mike Stapleton, Keith Carney
1999-00	4	Trevor Letowski
2000-01	3	Mike Sullivan
2001-02	3	Daymond Langkow
2002-03	2	Daymond Langkow
2003-04	3	Daniel Cleary
2005-06	3	Keith Ballard
2006-07	3	Owen Nolan
2007-08	3	Radim Vrbata
2008-09	2	Martin Hanzal
2009-10	3	Vernon Fiddler

SINGLE SEASON LEADERS

GAME-WINNING GOALS

SEASON	NO.	PLAYER
1979-80	4	Willy Lindstrom
1980-81	2	Morris Lukowich
1981-82	6	Morris Lukowich
1982-83	7	Lucien Deblois
1983-84	5	Paul MacLean
1984-85	6	Paul MacLean
1985-86	4	Ray Neufeld, Doug Smail
1986-87	6	Paul MacLean
1987-88	5	Andrew McBain, Doug Smail
1988-89	6	Pat Elynuik
1989-90	6	Doug Smail, Greg Paslawski
1990-91	4	Pat Elynuik
1991-92	7	Ed Olczyk
1992-93	7	Teemu Selanne
1993-94	6	Nelson Emerson
1994-95	4	Alexei Zhamnov
1995-96	6	Keith Tkachuk
1996-97	7	Keith Tkachuk, Jeremy Roenick, Mike Gartner
1997-98	8	Keith Tkachuk
1998-99	7	Keith Tkachuk
1999-00	12	Jeremy Roenick
2000-01	7	Jeremy Roenick
2001-02	6	Teppo Numminen
2002-03	6	Ladislav Nagy
2003-04	6	Ladislav Nagy
2005-06	7	Shane Doan
2006-07	7	Shane Doan
2007-08	5	Shane Doan , Niko Kapanen, Radim Vrbata
2008-09	4	Shane Doan , Peter Mueller
2009-10	5	Wojtek Wolski

PENALTY MINUTES

SEASON	NO.	PLAYER
1979-80	287	Jimmy Mann
1980-81	105	Jimmy Mann
1981-82	110	Bryan Maxwell
1982-83	131	Bryan Maxwell
1983-84	234	Laurie Boschman
1984-85	180	Laurie Boschman
1985-86	241	Laurie Boschman
1986-87	162	Jim Kyte
1987-88	229	Laurie Boschman
1988-89	228	Gord Donnelly
1989-90	243	Shawn Cronin
1990-91	265	Gord Donnelly
1991-92	271	Shawn Cronin
1992-93	249	Tie Domi
1993-94	347	Tie Domi
1994-95	152	Keith Tkachuk
1995-96	205	Dave Manson
1996-97	228	Keith Tkachuk
1997-98	157	Rick Tocchet
1998-99	190	Jim Cummins
1999-00	102	Jeremy Roenick
2000-01	114	Jeremy Roenick
2001-02	152	Todd Simpson
2002-03	135	Andrei Nazarov, Todd Simpson
2003-04	125	Andrei Nazarov
2005-06	123	Shane Doan
2006-07	188	Josh Gratton
2007-08	324	Daniel Carcillo
2008-09	108	Brandon Prust
2009-10	117	Paul Bissonnette

ALL-TIME CAREER LEADERS

GAMES PLAYED

1.	Teppo Numminen	1,098
2.	Shane Doan	1,047
3.	Thomas Steen	950
4.	Dale Hawerchuk	713
5.	Doug Smail	691
6.	Keith Tkachuk	640
7.	Randy Carlyle	564
8.	Ron Wilson	536
9.	Paul MacLean	528
10.	Laurie Boschman	526

GOALS

1.	Dale Hawerchuk	379
2.	Keith Tkachuk	323
3.	Shane Doan	276
4.	Thomas Steen	264
5.	Paul MacLean	248
6.	Doug Smail	189
7.	Morris Lukowich	168
8.	Jeremy Roenick	152
	Laurie Boschman	152
10.	Teemu Selanne	147

ASSISTS

1.	Thomas Steen	553
2.	Dale Hawerchuk	550
3.	Teppo Numminen	426
4.	Shane Doan	402
5.	Keith Tkachuk	300
6.	Paul MacLean	270
7.	Fredrik Olausson	249
8.	Dave Babych	248
9.	Jeremy Roenick	227
	Laurie Boschman	227

POINTS

1.	Dale Hawerchuk	929
2.	Thomas Steen	817
3.	Shane Doan	678
4.	Keith Tkachuk	623
5.	Teppo Numminen	534
6.	Paul MacLean	518
7.	Doug Smail	397
8.	Jeremy Roenick	379
	Laurie Boschman	379
10.	Morris Lukowich	345

PENALTY MINUTES

1.	Keith Tkachuk	1508
2.	Laurie Boschman	1338
3.	Shane Doan	956
4.	Jim Kyte	772
5.	Kris King	762
6.	Tim Watters	760
7.	Thomas Steen	753
8.	Randy Carlyle	736
9.	Gord Donnelly	726
	Paul MacLean	726

POWER PLAY GOALS

1.	Dale Hawerchuk	122
2.	Keith Tkachuk	114
3.	Paul MacLean	97
4.	Shane Doan	82
5.	Thomas Steen	73
6.	Teemu Selanne	49
7.	Morris Lukowich	46
8.	Ed Olczyk	45
9.	Pat Elynuik	44
10.	Jeremy Roenick	43

SHORTHANDED GOALS

1.	Doug Smail	25
2.	Thomas Steen	13
3.	Dale Hawerchuk	12
	Keith Tkachuk	12
5.	Dave McLlwain	9
6.	Dallas Drake	8
7.	Jeremy Roenick	7
	Laurie Boschman	7
9.	Shane Doan	6
	Bob Corkum	6
	Ron Wilson	6
	Mike Sullivan	6
	Nelson Emerson	6

GAME-WINNING GOALS

1.	Shane Doan	48
2.	Keith Tkachuk	40
3.	Jeremy Roenick	33
4.	Doug Smail	31
5.	Dale Hawerchuk	29
	Thomas Steen	29
7.	Paul MacLean	24
8.	Ladislav Nagy	21
9.	Teppo Numminen	19
10.	Laurie Boschman	16
	Morris Lukowich	16

HAT TRICKS

1.	Dale Hawerchuk	12
2.	Keith Tkachuk	9
3.	Teemu Selanne	8
4.	Paul MacLean	7
5.	Alexei Zhamnov	5
6.	Jeremy Roenick	4
	Thomas Steen	4
8.	Ray Neufeld	3

ALL-TIME CAREER DEFENSEMEN LEADERS

GOALS

1.	Teppo Numminen	108
2.	Dave Ellett	95
3.	Fredrik Olausson	86
4.	Randy Carlyle	80
5.	Dave Babych	73
6.	Phil Housley	64
7.	Ed Jovanovski	42
8.	Paul Mara	38
9.	Moe Mantha	31
10.	Deron Quint	27

ASSISTS

1.	Teppo Numminen	426
2.	Fredrik Olausson	249
3.	Dave Babych	248
4.	Randy Carlyle	226
5.	Dave Ellett	204
6.	Phil Housley	195
7.	Moe Mantha	125
8.	Mario Marois	116
9.	Ed Jovanovski	108
10.	Paul Mara	104

POINTS

1.	Teppo Numminen	534
2.	Fredrik Olausson	335
3.	Dave Babych	321
4.	Randy Carlyle	306
5.	Dave Ellett	299
6.	Phil Housley	259
7.	Moe Mantha	156
8.	Ed Jovanovski	150
9.	Paul Mara	142
10.	Mario Marois	133

ALL-TIME CAREER GOALTENDING LEADERS

GAMES PLAYED

1.	Bob Essensa	311
2.	Nikolai Khabibulin	284
3.	Sean Burke	211
4.	Ilya Bryzgalov	189
5.	Brian Hayward	165

WINS

1.	Bob Essensa	129
2.	Nikolai Khabibulin	126
3.	Sean Burke	97
4.	Ilya Bryzgalov	94
5.	Brian Hayward	63

GOALS AGAINST AVERAGE

(min. 25 games)

1.	Sean Burke	2.39
2.	Jimmy Waite	2.45
3.	Ilya Bryzgalov	2.57
4.	Nikolai Khabibulin	2.75
5.	Brian Boucher	2.86

MINUTES PLAYED

1.	Bob Essensa	17244
2.	Nikolai Khabibulin	16027
3.	Sean Burke	12348
4.	Ilya Bryzgalov	11011
5.	Brian Hayward	9172

SHUTOUTS

1.	Nikolai Khabibulin	21
2.	Bob Essensa	15
	Sean Burke	15
4.	Ilya Bryzgalov	14
5.	Curtis Joseph	8

SAVE PERCENTAGE

(min. 25 games)

1.	Sean Burke	.919%
2.	Ilya Bryzgalov	.916%
3.	Nikolai Khabibulin	.908%
4.	Jimmy Waite	.903%
5.	Curtis Joseph	.898%
	Brian Boucher	.898%

ALL-TIME SCORING BY POINTS

#	PLAYER	GP	G	A	PTS	PIM
1	Dale Hawerchuk	713	379	550	929	478
2	Thomas Steen	950	264	553	817	753
3	Shane Doan	1047	276	402	678	956
4	Keith Tkachuk	640	323	300	623	1508
5	Teppo Numminen	1098	108	426	534	405
6	Paul MacLean	528	248	270	518	726
7	Doug Smail	691	189	208	397	466
8	Jeremy Roenick	454	152	227	379	596
9	Laurie Boschman	526	152	227	379	1338
10	Morris Lukowich	431	168	177	345	438
11	Fredrik Olausson	496	86	249	335	196
12	David Babych	390	73	248	321	392
13	Teemu Selanne	231	147	159	306	87
14	Randy Carlyle	564	80	226	306	736
15	Dave Ellett	475	95	204	299	504
16	Brian Mullen	372	124	172	296	132
17	Alexei Zhamnov	235	103	164	267	205
18	Phil Housley	232	64	195	259	168
19	Ladislav Nagy	321	92	157	249	312
20	Pat Elynuik	289	115	129	244	462
21	Andrew McBain	408	101	129	230	421
22	Darrin Shannon	451	77	149	226	328
23	Dallas Drake	382	82	143	225	328
24	Dave Christian	230	79	130	209	73
25	Ron Wilson	536	75	134	209	236
26	Eddie Olczyk	214	95	106	201	235
27	Scott Arniel	406	80	112	192	336
28	Willy Lindstrom	288	98	91	189	106
29	Lucien Deblois	235	87	102	189	208
30	Daymond Langkow	243	68	98	166	132
31	Brent Ashton	222	66	95	161	135
32	Mike Johnson	242	47	112	159	139
33	Moe Mantha	318	31	125	156	203
34	Ed Jovanovski	282	42	108	150	297
35	Daniel Briere	258	70	76	146	146
36	Steven Reinprecht	231	51	92	143	82
37	Bengt Lundholm	275	48	95	143	72
38	Paul Mara	323	38	104	142	268
39	Mario Marois	255	17	116	133	178
40	Rick Tocchet	213	64	66	130	371
41	Ray Neufeld	249	61	66	127	388
42	Craig Janney	158	32	94	126	38
43	Tim Watters	438	21	101	122	760
44	Norm Dupont	181	47	67	114	38
45	Cliff Ronning	156	32	81	113	64
46	Zbynek Michalek	393	26	87	113	188
47	Nelson Emerson	131	47	64	111	106
48	Peter Mueller	207	39	68	107	64
49	Oleg Tverdovsky	241	24	83	107	80
50	Perry Turnbull	172	43	57	100	357
51	Radim Vrbata	158	51	48	99	38
52	Martin Hanzal	227	30	69	99	172
53	Derek Morris	306	26	71	97	289
54	Mike Comrie	132	45	50	95	91
55	Jyrki Lumme	192	19	74	93	122
56	Igor Korolev	159	33	58	91	80
57	Mike Gartner	142	44	46	90	62
58	Luciano Borsato	203	35	55	90	113

#	PLAYER	GP	G	A	PTS	PIM
59	Greg Adams	144	38	51	89	40
60	Iain Duncan	127	34	55	89	149
61	Juha Ylonen	261	22	65	87	80
62	Keith Ballard	233	19	68	87	243
63	Keith Yandle	201	21	64	85	104
64	Deron Quint	271	27	56	83	104
65	Peter Sullivan	126	28	54	82	40
66	Paul Fenton	156	50	31	81	91
67	Claude Lemieux	164	32	49	81	158
68	Dave McLlwain	143	40	38	78	108
69	Travis Green	147	38	36	74	108
70	Paul MacDermid	172	32	42	74	379
71	Fredrik Sjostrom	261	32	41	73	126
72	Trevor Letowski	206	30	43	73	58
73	Dave Manson	205	14	59	73	559
74	Matthew Lombardi	97	24	45	69	50
75	Landon Wilson	183	32	36	68	180
76	Kris King	341	28	40	68	762
77	Gilles Hamel	142	35	32	67	59
78	Mike Stapleton	253	28	39	67	143
79	Greg Paslawski	114	27	40	67	24
80	Mike Eagles	293	21	46	67	464
81	Doug Evans	127	24	42	66	209
82	Robert Picard	160	20	43	63	158
83	Radoslav Suchy	372	12	51	63	74
84	Keith Carney	266	9	54	63	253
85	Bob Corkum	233	30	30	60	85
86	Oleg Saprykin	126	25	34	59	104
87	Evgeny Davydov	91	32	24	56	74
88	Branko Radivojevic	150	25	31	56	103
89	Danny Markov	136	10	46	56	103
90	Don Spring	259	1	54	55	80
91	Brad May	154	24	30	54	234
92	Troy Murray	103	20	34	54	103
93	Brian Savage	134	24	29	53	66
94	Michal Handzus	89	19	34	53	55
95	Daniel Winnik	202	18	34	52	100
96	Norm Maciver	112	11	40	51	88
97	Stephane Quintal	124	14	35	49	197
98	Stu Barnes	102	25	23	48	44
99	Igor Ulanov	176	5	43	48	385
100	Peter Taglianetti	207	10	37	47	604
101	Geoff Sanderson	75	25	21	46	58
102	Tim Trimper	140	23	23	46	138
103	Danny Geoffrion	79	20	26	46	82
104	Mika Alatalo	152	17	29	46	58
105	Scottie Upshall	68	26	19	45	76
106	Craig Norwich	70	10	35	45	36
107	Ossi Vaananen	291	10	35	45	333
108	Phil Sykes	170	25	18	43	157
109	Olli Jokinen	57	21	21	42	49
110	Daniel Carcillo	129	20	21	41	572
111	Mike Eastwood	126	18	23	41	28
112	Peter Marsh	81	16	25	41	68
113	Danton Cole	98	21	19	40	92
114	Owen Nolan	76	16	24	40	56
115	Tie Domi	173	15	25	40	724
116	Jim Nill	141	17	21	38	209

ALL-TIME SCORING BY POINTS (CONT'D)

#	PLAYER	GP	G	A	PTS	PIM	#	PLAYER	GP	G	A	PTS	PIM
117	Niko Kapanen	98	12	25	37	42	175	Mike Lalor	128	6	15	21	140
118	Hannu Jarvenpaa	114	11	26	37	83	176	Joakim Lindstrom	44	9	11	20	28
119	Tony Amonte	59	13	23	36	26	177	Mathias Tjarnqvist	104	9	11	20	36
120	Jim Kyte	399	11	25	36	772	178	John Druce	50	6	14	20	37
121	Mark Kumpel	141	19	16	35	50	179	Cale Hulse	82	3	17	20	123
122	Randy Gilhen	185	18	17	35	151	180	Lyle Moffat	74	10	9	19	38
123	Krystofer Kolanos	109	17	18	35	74	181	Brad Jones	47	9	10	19	6
124	Tim Young	44	15	19	34	25	182	Travis Roche	50	6	13	19	22
125	Lars-Erik Sjoberg	79	7	27	34	48	183	Lee Stempniak	18	14	4	18	8
126	Yanic Perreault	49	19	14	33	30	184	Ramzi Abid	30	10	8	18	30
127	Mike Sullivan	256	13	20	33	66	185	Steve Rooney	86	9	9	18	274
128	Joe Juneau	69	10	23	33	28	186	Wojtek Wolski	18	6	12	18	6
129	Bryan Maxwell	102	8	25	33	268	187	Jamie Lundmark	38	5	13	18	36
130	Kris Manery	63	19	13	32	30	188	Mike Ricci	85	10	7	17	73
131	Darren Turcotte	59	16	16	32	26	189	Bill Thomas	40	9	8	17	10
132	Petr Prucha	98	15	17	32	29	190	Jayson More	64	6	11	17	90
133	Mark Osborne	80	12	20	32	124	191	Daniel Cleary	68	6	11	17	42
134	Wade Campbell	185	9	23	32	245	192	Al Cameron	92	4	13	17	93
135	Dave Scatchard	93	14	17	31	156	193	John Slaney	55	3	14	17	24
136	Mikkel Boedker	92	12	19	31	18	194	Viktor Tikhonov	61	8	8	16	20
137	Jan Hrdina	59	11	19	30	38	195	Sergei Berezin	41	7	9	16	4
138	Chris Gratton	82	11	19	30	114	196	Anders Steen	42	5	11	16	22
139	Vernon Fiddler	76	8	22	30	46	197	David Tanabe	66	5	11	16	30
140	Sergei Bautin	130	5	25	30	174	198	Murray Eaves	49	4	12	16	7
141	Larry Hopkins	60	13	16	29	26	199	Jeff Finley	130	4	12	16	121
142	Gord Donnelly	173	12	17	29	726	200	John Leblanc	38	12	3	15	10
143	Robert Lang	64	9	20	29	28	201	Andrei Nazarov	122	10	5	15	311
144	Boris Mironov	65	7	22	29	96	202	Lorne Stampler	62	8	7	15	12
145	Bryan Erickson	73	6	23	29	20	203	Stan Neckar	130	4	11	15	109
146	Brad Berry	163	4	25	29	196	204	Mike Sillinger	60	8	6	14	54
147	Enver Lisin	78	18	10	28	46	205	Mike York	63	6	8	14	4
148	Jeff Taffe	98	15	13	28	26	206	Tyson Nash	119	3	11	14	194
149	Adrian Aucoin	82	8	20	28	56	207	J.J. Daigneault	88	1	13	14	54
150	Paul Ysebaert	60	9	18	27	18	208	Shawn Cronin	193	1	13	14	703
151	Darryl Shannon	108	7	20	27	138	209	Robert Reichel	13	7	6	13	4
152	Serge Savard	123	6	21	27	55	210	Chad Kilger	63	6	7	13	29
153	Mike Zigomanis	108	16	10	26	52	211	Todd Fedoruk	72	6	7	13	72
154	Joel Perrault	78	12	14	26	68	212	Jim Johnson	71	5	8	13	92
155	Brad Isbister	98	13	12	25	148	213	Benoit Hogue	27	3	10	13	10
156	Rick Bowness	45	8	17	25	45	214	Dennis Seidenberg	66	2	11	13	30
157	Barry Long	70	6	19	25	46	215	Barry Melrose	92	5	7	12	164
158	Scott Campbell	77	4	21	25	191	216	Jim Vandermeer	62	4	8	12	60
159	Todd Simpson	146	4	21	25	299	217	Kelly Buchberger	79	3	9	12	109
160	Russ Romaniuk	85	10	14	24	46	218	Ross Cory	51	2	10	12	41
161	Jude Drouin	85	8	16	24	54	219	Bob Essensa	311	0	12	12	18
162	Dean Kennedy	172	5	19	24	269	220	Randy Cunneyworth	28	5	6	11	34
163	Taylor Pyatt	74	12	11	23	39	221	Lauri Korpikoski	71	5	6	11	16
164	Gerald Diduck	133	9	14	23	213	222	Oleg Kvasha	15	4	7	11	6
165	Doug Lecuyer	45	6	17	23	66	223	Craig Weller	59	3	8	11	80
166	Nick Boynton	138	5	18	23	263	224	Petr Nedved	25	2	9	11	34
167	Craig Levie	62	8	14	22	80	225	Wayne McBean	31	2	9	11	24
168	Boyd Devereaux	78	8	14	22	44	226	Denis Gauthier	45	2	9	11	61
169	Georges Laraque	56	5	17	22	52	227	Sami Lepisto	66	1	10	11	60
170	Jim McKenzie	202	12	9	21	548	228	Ken Klee	68	1	10	11	24
171	John Markell	52	11	10	21	36	229	Matt Jones	106	1	10	11	63
172	Mike Leclerc	35	9	12	21	29	230	Bill Derlago	27	5	5	10	6
173	Jimmy Mann	202	9	12	21	598	231	Rick Dudley	30	5	5	10	28
174	Kyle Turris	66	8	13	21	23	232	Kevin Porter	38	5	5	10	4

ALL-TIME SCORING BY POINTS (CONT'D)

#	PLAYER	GP	G	A	PTS	PIM	#	PLAYER	GP	G	A	PTS	PIM
233	Bobby Hull	18	4	6	10	0	291	Kris Draper	20	3	0	3	9
234	Patrick Fischer	27	4	6	10	24	292	Dave Hoyda	24	2	1	3	42
235	Wyatt Smith	54	3	7	10	13	293	Tavis Hansen	34	2	1	3	16
236	Neil Wilkinson	61	2	8	10	108	294	Josh Gratton	64	2	1	3	223
237	Aaron Broten	25	4	5	9	14	295	Mark Janssens	7	1	2	3	4
238	Jerry Butler	42	3	6	9	14	296	Joel Bouchard	32	1	2	3	22
239	David Hale	48	3	6	9	36	297	Greg Brown	9	0	3	3	17
240	Barry Legge	76	1	8	9	126	298	Anders Eriksson	12	0	3	3	2
241	Jordy Douglas	24	4	4	8	8	299	Paul Pooley	15	0	3	3	0
242	Brent Hughes	39	4	4	8	115	300	Todd Warriner	18	0	3	3	8
243	Mike Hartman	75	4	4	8	264	301	Mikhail Shtalenkov	19	0	3	3	2
244	Drake Berehowsky	39	2	6	8	69	302	Anssi Melametsa	27	0	3	3	2
245	Lyle Odelein	16	1	7	8	19	303	Oleg Mikulchik	29	0	3	3	29
246	Kevyn Adams	33	1	7	8	8	304	Robert Esche	58	0	3	3	22
247	Sean O'Donnell	57	1	7	8	121	305	Pierre Hamel	64	0	3	3	14
248	Jim Cummins	75	1	7	8	237	306	Daniel Berthiaume	120	0	3	3	20
249	Brian Hayward	165	0	8	8	37	307	Ilya Bryzgalov	189	0	3	3	10
250	Jocelyn Lemieux	32	4	3	7	27	308	Craig Duncanson	7	2	0	2	16
251	Louie DeBrusk	115	4	3	7	191	309	Ivan Novoseltsev	17	2	0	2	6
252	Paul Ranheim	40	3	4	7	10	310	Stu Kulak	18	2	0	2	24
253	Rob Murray	49	2	5	7	34	311	Tom Martin	24	2	0	2	91
254	Todd Gill	41	1	6	7	30	312	Don MacLean	9	1	1	2	0
255	Kurt Sauer	69	1	6	7	36	313	Iain Fraser	12	1	1	2	4
256	Michel Petit	32	4	2	6	77	314	Erik Westrum	15	1	1	2	20
257	Mikael Renberg	10	2	4	6	2	315	Petteri Nokelainen	17	1	1	2	6
258	Dave Silk	32	2	4	6	63	316	Denis Pederson	19	1	1	2	20
259	Bryan Marchment	37	2	4	6	121	317	Stephen Leach	22	1	1	2	37
260	David Schlemko	20	1	5	6	8	318	Chris Joseph	33	1	1	2	16
261	Mark Plantery	25	1	5	6	14	319	Anatoli Fedotov	1	0	2	2	0
262	Don Barber	27	1	5	6	18	320	Craig Mills	4	0	2	2	0
263	Hilliard Graves	35	1	5	6	15	321	Todd Reirden	7	0	2	2	4
264	Brad McCrimmon	37	1	5	6	18	322	Shaun Heshka	8	0	2	2	4
265	Murray Baron	53	1	5	6	110	323	Markku Kyllonen	9	0	2	2	2
266	Ed Staniowski	62	0	6	6	4	324	Brian McReynolds	9	0	2	2	4
267	Brad Ference	78	0	6	6	131	325	Nigel Dawes	12	0	2	2	0
268	Doug Soetaert	130	0	6	6	38	326	Jyrki Seppa	13	0	2	2	6
269	Nikolai Khabibulin	284	0	6	6	62	327	Andy Brickley	14	0	2	2	2
270	Bill Riley	14	3	2	5	7	328	Joel Baillargeon	15	0	2	2	27
271	Michal Grosek	28	3	2	5	21	329	Brendan Bell	16	0	2	2	8
272	Paul Bissonnette	41	3	2	5	117	330	John Bethel	17	0	2	2	4
273	Sergei Kharin	7	2	3	5	2	331	Arto Blomsten	19	0	2	2	8
274	Petri Skriko	15	2	3	5	4	332	Dallas Eakins	20	0	2	2	48
275	Tom Bladon	9	0	5	5	13	333	Peter Douris	21	0	2	2	0
276	Jamie Rivers	18	0	5	5	26	334	Markus Mattsson	52	0	2	2	0
277	Bobby Dollas	56	0	5	5	66	335	Rick Tabaracci	61	0	2	2	22
278	Dave Hunter	34	3	1	4	61	336	Mikael Tellqvist	67	0	2	2	2
279	Yanick Lehoux	10	2	2	4	6	337	Tony Joseph	2	1	0	1	0
280	Steven Goertzen	16	2	2	4	24	338	Ryan Stewart	3	1	0	1	0
281	Gord McTavish	10	1	3	4	2	339	Mark Osiecki	4	1	0	1	2
282	Dmitri Kalinin	15	1	3	4	6	340	Sandy Beadle	6	1	0	1	2
283	Affie Turcotte	17	1	3	4	2	341	David Oliver	9	1	0	1	2
284	Craig Muni	25	1	3	4	37	342	Moe Lemay	10	1	0	1	14
285	Jason Doig	28	1	3	4	50	343	Pat Daley	12	1	0	1	13
286	Dave Tomlinson	31	1	3	4	24	344	Craig Endean	2	0	1	1	0
287	Mathieu Schneider	8	0	4	4	4	345	Mike Lauen	3	0	1	1	0
288	Richard Mulhern	19	0	4	4	14	346	Matt Murley	3	0	1	1	0
289	Alain Chevrier	22	0	4	4	2	347	Mark Holden	4	0	1	1	0
290	Sean Burke	211	0	4	4	52	348	Brett Hull	5	0	1	1	0

ALL-TIME SCORING BY POINTS (CONT'D)

#	PLAYER	GP	G	A	PTS	PIM	#	PLAYER	GP	G	A	PTS	PIM
349	Todd Fichel	6	0	1	1	4	407	Jean-Guy Trudel	4	0	0	0	2
350	Bob Guindon	6	0	1	1	0	408	Craig Fisher	4	0	0	0	2
351	Sean Gagnon	7	0	1	1	21	409	Ravil Gusmanov	4	0	0	0	0
352	Alan Kerr	7	0	1	1	2	410	Simon Wheeldon	4	0	0	0	4
353	Michael Rupp	7	0	1	1	6	411	Michael Morrison	4	0	0	0	0
354	Jeff Hoggan	8	0	1	1	9	412	Guy Gosselin	5	0	0	0	6
355	Jason Jaspers	9	0	1	1	6	413	Scott Langkow	5	0	0	0	0
356	Dan McFall	9	0	1	1	0	414	Brian McGrattan	5	0	0	0	22
357	Guy Larose	10	0	1	1	14	415	Al Montoya	5	0	0	0	0
358	Jamie Huscroft	11	0	1	1	27	416	Kent Paynter	5	0	0	0	4
359	Scott Levins	11	0	1	1	23	417	Rudy Poeschek	5	0	0	0	22
360	Brandon Prust	11	0	1	1	29	418	Frank Banham	5	0	0	0	2
361	Darcy Wakaluk	16	0	1	1	4	419	Philippe Sauve	5	0	0	0	0
362	Steve Gainey	20	0	1	1	20	420	Jean-Marc Pelletier	6	0	0	0	0
363	Craig Martin	20	0	1	1	19	421	Don MacIver	6	0	0	0	2
364	Scott Pellerin	23	0	1	1	8	422	Kevin McClelland	6	0	0	0	19
365	Bryan Helmer	28	0	1	1	33	423	Sebastien Bordeleau	6	0	0	0	2
366	Stewart Malgunas	29	0	1	1	32	424	Mike Hudson	7	0	0	0	0
367	Dan Bouchard	32	0	1	1	48	425	Brian Noonan	7	0	0	0	0
368	Brent Thompson	40	0	1	1	106	426	Dominic Roussel	7	0	0	0	2
369	Bill Lesuk	49	0	1	1	43	427	Tyler Bouck	7	0	0	0	4
370	Matthew Spiller	59	0	1	1	67	428	Martin Grenier	8	0	0	0	5
371	Stephane Beauregard	74	0	1	1	6	429	Mike Veisor	8	0	0	0	0
372	Tim Cheveldae	74	0	1	1	4	430	Harijs Vitolinsh	8	0	0	0	4
373	Brian Boucher	96	0	1	1	4	431	Brent Johnson	8	0	0	0	0
374	Curtis Joseph	115	0	1	1	28	432	Tim Jackman	8	0	0	0	21
375	Eldon Reddick	117	0	1	1	20	433	Alex Auld	9	0	0	0	0
376	David Aebischer	1	0	0	0	0	434	Patrick DesRochers	9	0	0	0	2
377	Darren Boyko	1	0	0	0	0	435	Paul Boutilier	9	0	0	0	10
378	Dave Chartier	1	0	0	0	0	436	Tom Draper	9	0	0	0	0
379	Jeff Christian	1	0	0	0	0	437	Gerry Rioux	9	0	0	0	6
380	Parris Duffus	1	0	0	0	0	438	Brad Tiley	9	0	0	0	0
381	J.F. Jomphe	1	0	0	0	2	439	Mike Stutzel	9	0	0	0	0
382	Yan Kaminsky	1	0	0	0	0	440	Garth Murray	10	0	0	0	12
383	Ron Loustel	1	0	0	0	0	441	John Gibson	11	0	0	0	14
384	Alexander Nikulin	1	0	0	0	0	442	Wayne Dillon	13	0	0	0	2
385	Jason Simon	1	0	0	0	0	443	Gord Smith	13	0	0	0	8
386	Glenn Tomalty	1	0	0	0	0	444	Michel Dion	14	0	0	0	2
387	Andrei Vasilyev	1	0	0	0	0	445	Marcel Hossa	14	0	0	0	4
388	Mark Visheau	1	0	0	0	0	446	Denis Chasse	15	0	0	0	12
389	Brad Ralph	1	0	0	0	0	447	Steve Penney	15	0	0	0	7
390	Kirill Safronov	1	0	0	0	0	448	David Cullen	16	0	0	0	6
391	Pascal Rheaume	1	0	0	0	0	449	Jason LaBarbera	17	0	0	0	0
392	Pavel Brendl	2	0	0	0	0	450	Ed Ronan	17	0	0	0	16
393	Ryan Caldwell	2	0	0	0	2	451	Dan Focht	18	0	0	0	21
394	Kevin Dahl	2	0	0	0	0	452	Dwight Schofield	18	0	0	0	33
395	Joe Dziedzic	2	0	0	0	0	453	Mike Amodeo	19	0	0	0	2
396	Matt Hervey	2	0	0	0	4	454	Zac Bierk	20	0	0	0	4
397	Pat Jablonski	2	0	0	0	0	455	Mike O'Neill	20	0	0	0	0
398	Bob Joyce	2	0	0	0	0	456	Gary Smith	20	0	0	0	25
399	Josh Tordjman	2	0	0	0	0	457	David LeNeveu	21	0	0	0	0
400	Pete Vandermeer	2	0	0	0	0	458	Lindsay Middlebrook	24	0	0	0	0
401	Bill Whelton	2	0	0	0	0	459	Darcy Hordichuk	26	0	0	0	96
402	Jason Cirone	3	0	0	0	2	460	Jimmy Waite	33	0	0	0	4
403	Steve Fletcher	3	0	0	0	5	461	Marc Behrend	39	0	0	0	0
404	Jim Hrivnak	3	0	0	0	0							
405	Kevin Sawyer	3	0	0	0	12							
406	Goran Bezina	3	0	0	0	2							

ALL-TIME ROSTER

NAME	POS	TEAM	REGULAR SEASON					PLAYOFFS					FROM	TO
			GP	G	A	PTS	PIM	GP	G	A	PTS	PIM		
ABID, Ramzi	LW	PHX	30	10	8	18	30	-	-	-	-	-	2002-03	2002-03
ADAMS, Greg	LW	PHX	144	38	51	89	40	8	1	0	1	0	1998-99	1999-00
ADAMS, Kevyn	C	PHX	33	1	7	8	8	-	-	-	-	-	2006-07	2006-07
AEBISCHER, David	G	PHX	1	0	0	0	0	-	-	-	-	-	2007-08	2007-08
ALATALO, Mika	LW	PHX	152	17	29	46	58	5	0	0	0	2	1999-00	2000-01
AMODEO, Mike	D	WPG	19	0	0	0	2	-	-	-	-	-	1979-80	1979-80
AMONTE, Tony	RW	PHX	59	13	23	36	26	-	-	-	-	-	2002-03	2002-03
ARNIEL, Scott	C	WPG	406	80	112	192	336	18	1	2	3	26	1981-82	1985-86
													1990-91	1990-91
ASHTON, Brent	LW	WPG	222	66	95	161	135	7	3	1	4	2	1988-89	1991-92
AUCOIN, Adrian	D	PHX	82	8	20	28	56	7	0	2	2	10	2009-10	2009-10
AULD, Alex	G	PHX	9	0	0	0	0	-	-	-	-	-	2007-08	2007-08
BABYCH, David	D	WPG	390	73	248	321	392	18	4	10	14	35	1980-81	1985-86
BAILLARGEON, Joel	LW	WPG	15	0	2	2	27	-	-	-	-	-	1986-87	1987-88
BALLARD, Keith	D	PHX	233	19	68	87	243	-	-	-	-	-	2005-06	2007-08
BANHAM, Frank	RW	PHX	5	0	0	0	2	-	-	-	-	-	2002-03	2002-03
BARBER, Don	LW	WPG	27	1	5	6	18	-	-	-	-	-	1990-91	1991-92
BARNES, Stu	C	WPG	102	25	23	48	44	6	1	3	4	2	1991-92	1993-94
BARON, Murray	D	PHX	53	1	5	6	110	7	0	2	2	6	1996-97	1997-98
BAUTIN, Sergei	D	WPG	130	5	25	30	174	-	-	-	-	-	1992-93	1993-94
BEADLE, Sandy	LW	WPG	6	1	0	1	2	-	-	-	-	-	1980-81	1980-81
BEAUREGARD, Stephane	G	WPG	74	0	1	1	6	40	0	0	0	0	1989-90	1991-92
													1993-94	1993-94
BEHREND, Marc	G	WPG	39	0	0	0	0	7	0	0	0	0	1983-84	1985-86
BELL, Brendan	D	PHX	16	0	2	2	8	-	-	-	-	-	2006-07	2007-08
BEREHOWSKY, Drake	D	PHX	39	2	6	8	69	5	0	1	1	4	2001-02	2002-03
BEREZIN, Sergei	LW	PHX	41	7	9	16	4	-	-	-	-	-	2001-02	2001-02
BERRY, Brad	D	WPG	163	4	25	29	196	11	0	1	1	14	1985-86	1989-90
BERTHIAUME, Daniel	G	WPG	120	0	3	3	20	14	0	0	0	0	1986-87	1989-90
BETHEL, John	LW	WPG	17	0	2	2	4	-	-	-	-	-	1979-80	1979-80
BEZINA, Goran	LW	PHX	3	0	0	0	2	-	-	-	-	-	2003-04	2003-04
BIERK, Zac	G	PHX	20	0	0	0	4	-	-	-	-	-	2002-03	2003-04
BISSONNETTE, Paul	LW	PHX	41	3	2	5	117	-	-	-	-	-	2009-10	2009-10
BLADON, Tom	D	WPG	9	0	5	5	13	-	-	-	-	-	1980-81	1980-81
BLOMSTEN, Arto	D	WPG	19	0	2	2	8	-	-	-	-	-	1993-94	1994-95
BOEDKER, Mikkel	RW	PHX	92	12	19	31	18	-	-	-	-	-	2008-09	2009-10
BORDELEAU, Sebastien	C	PHX	6	0	0	0	2	-	-	-	-	-	2001-02	2001-02
BORSATO, Luciano	C	WPG	203	35	55	90	113	7	1	0	1	4	1990-91	1994-95
BOSCHMAN, Laurie	C	WPG	526	152	227	379	1338	34	5	10	15	87	1982-83	1989-90
BOUCHARD, Dan	G	WPG	32	0	1	1	48	1	0	0	0	2	1985-86	1985-86
BOUCHARD, Joel	D	PHX	32	1	2	3	22	-	-	-	-	-	2000-01	2000-01
BOUCHER, Brian	G	PHX	96	0	1	1	4	-	-	-	-	-	2002-03	2005-06
BOUCK, Tyler	RW	PHX	7	0	0	0	4	-	-	-	-	-	2001-02	2001-02
BOUTILIER, Paul	D	WPG	9	0	0	0	10	5	0	0	0	15	1987-88	1988-89
BOWNESS, Rick	RW	WPG	45	8	17	25	45	-	-	-	-	-	1980-81	1980-81
BOYKO, Darren	C	WPG	1	0	0	0	0	-	-	-	-	-	1988-89	1988-89
BOYNTON, Nick	D	PHX	138	5	18	23	263	-	-	-	-	-	2006-07	2007-08
BRENDL, Pavel	RW	PHX	2	0	0	0	0	-	-	-	-	-	2005-06	2005-06
BRICKLEY, Andy	LW	WPG	14	0	2	2	2	1	1	1	2	0	1992-93	1993-94
BRIERE, Daniel	C	PHX	258	70	76	146	146	6	2	1	3	2	1997-98	2002-03
BROTEN, Aaron	C	WPG	25	4	5	9	14	7	2	2	4	12	1991-92	1991-92
BROWN, Greg	D	WPG	9	0	3	3	17	-	-	-	-	-	1994-95	1994-95
BRYZGALOV, Ilya	G	PHX	189	0	3	3	10	7	0	0	0	0	2007-08	2009-10
BUCHBERGER, Kelly	C	PHX	79	3	9	12	109	-	-	-	-	-	2002-03	2002-03
BURKE, Sean	G	PHX	211	0	4	4	52	10	0	2	2	0	1999-00	2003-04
BUTLER, Jerry	RW	WPG	42	3	6	9	14	-	-	-	-	-	1982-83	1982-83
CALDWELL, Ryan	D	PHX	2	0	0	0	2	-	-	-	-	-	2007-08	2007-08
CAMERON, Al	D	WPG	92	4	13	17	93	-	-	-	-	-	1979-80	1980-81
CAMPBELL, Scott	D	WPG	77	4	21	25	191	-	-	-	-	-	1979-80	1980-81
CAMPBELL, Wade	D	WPG	185	9	23	32	245	6	0	0	0	9	1982-83	1985-86
CARCILLO, Daniel	LW	PHX	129	20	21	41	572	-	-	-	-	-	2006-07	2008-09
CARLYLE, Randy	D	WPG	564	80	226	306	736	31	3	14	17	51	1983-84	1992-93

ALL-TIME ROSTER (CONT'D)

NAME	POS	TEAM	REGULAR SEASON					PLAYOFFS					FROM	TO
			GP	G	A	PTS	PIM	GP	G	A	PTS	PIM		
CARNEY, Keith	D	PHX	266	9	54	63	253	18	1	2	3	31	1997-98	2000-01
CHARTIER, Dave	C	WPG	1	0	0	0	0	-	-	-	-	-	1980 81	1980 81
CHASSE, Denis	RW	WPG	15	0	0	0	12	-	-	-	-	-	1995-96	1995-96
CHEVELDAE, Tim	G	WPG	74	0	1	1	4	-	-	-	-	-	1993 94	1995-96
CHEVRIER, Alain	G	WPG	22	0	4	4	2	-	-	-	-	-	1988 89	1988 89
CHRISTIAN, Dave	C	WPG	230	79	130	209	73	7	0	1	1	2	1979 80	1982 83
CHRISTIAN, Jeff	LW	PHX	1	0	0	0	0	-	-	-	-	-	1997-98	1997-98
CIRONE, Jason	C	WPG	3	0	0	0	2	-	-	-	-	-	1991 92	1991 92
CLEARY, Daniel	RW	PHX	68	6	11	17	42	-	-	-	-	-	2003-04	2003-04
COLE, Danton	RW	WPG	98	21	19	40	92	-	-	-	-	-	1988 89	1991 92
COMRIE, Mike	C	PHX	132	45	50	95	91	-	-	-	-	-	2003-04	2006-07
CORKUM, Bob	C	PHX	233	30	30	60	85	20	3	3	6	12	1996-97	1998-99
CORY, Ross	D	WPG	51	2	10	12	41	-	-	-	-	-	1979 80	1980 81
CRONIN, Shawn	D	WPG	193	1	13	14	703	9	0	0	0	13	1989 90	1991 92
CULLEN, David	D	PHX	16	0	0	0	6	-	-	-	-	-	2000-01	2001-02
CUMMINS, Jim	RW	PHX	75	1	7	8	237	6	0	1	1	4	1997-98	1998-99
CUNNEYWORTH, Randy	LW	WPG	28	5	6	11	34	-	-	-	-	-	1989 90	1989 90
DAHL, Kevin	D	PHX	2	0	0	0	0	-	-	-	-	-	1996-97	1996-97
DAIGNEAULT, J.J.	D	PHX	88	1	13	14	54	7	0	0	0	8	1998-99	1999-00
DALEY, Pat	LW	WPG	12	1	0	1	13	-	-	-	-	-	1979 80	1980 81
DAVYDOV, Evgeny	RW	WPG	91	32	24	56	74	11	2	2	4	2	1991 92	1992 93
DAWES, Nigel	LW	PHX	12	0	2	2	0	-	-	-	-	-	2008-09	2008-09
DEBLOIS, Lucien	C	WPG	235	87	102	189	208	15	3	2	5	15	1981 82	1983 84
													1991 92	1991 92
DeBRUSK, Louie	LW	PHX	115	4	3	7	191	9	2	0	2	6	1998-99	2000-01
DERLAGO, Bill	C	WPG	27	5	5	10	6	3	1	0	1	0	1985 86	1985 86
DesROCHERS, Patrick	G	PHX	9	0	0	0	2	-	-	-	-	-	2001-02	2002-03
DEVEREAUX, Boyd	C	PHX	78	8	14	22	44	-	-	-	-	-	2005-06	2005-06
DIDUCK, Gerald	D	PHX	133	9	14	23	213	16	0	2	2	32	1996-97	1998-99
DILLON, Wayne	C	WPG	13	0	0	0	2	-	-	-	-	-	1979 80	1979 80
DION, Michel	G	WPG	14	0	0	0	2	-	-	-	-	-	1980 81	1980 81
DOAN, Shane	LW	PHX/WPG	1047	276	402	678	956	35	7	7	14	38	1995-96	2009-10
DOIG, Jason	D	PHX/WPG	28	1	3	4	50	-	-	-	-	-	1995-96	1998-99
DOLLAS, Bobby	D	WPG	56	0	5	5	66	3	0	0	0	2	1983 84	1985 86
DOMI, Tie	RW	WPG	173	15	25	40	724	6	1	0	1	23	1992 93	1994 95
DONNELLY, Gord	D	WPG	173	12	17	29	726	6	0	1	1	8	1988 89	1991 92
DOUGLAS, Jordy	LW	WPG	24	4	4	8	8	1	0	0	0	2	1983 84	1984 85
DOURIS, Peter	RW	WPG	21	0	2	2	0	1	0	0	0	0	1985 86	1987 88
DRAKE, Dallas	RW	PHX/WPG	382	82	143	225	328	26	4	6	10	12	1993 94	1999-00
DRAPER, Kris	C	WPG	20	3	0	3	9	2	0	0	0	0	1990 91	1992 93
DRAPER, Tom	G	WPG	9	0	0	0	0	-	-	-	-	-	1988 89	1989 90
													1995-96	1995-96
DROUIN, Jude	C	WPG	85	8	16	24	54	-	-	-	-	-	1979 80	1980 81
DRUCE, John	RW	WPG	50	6	14	20	37	2	0	0	0	0	1992 93	1992 93
DUDLEY, Rick	RW	WPG	30	5	5	10	28	-	-	-	-	-	1980 81	1980 81
DUFFUS, Parris	G	PHX	1	0	0	0	0	-	-	-	-	-	1996-97	1996-97
DUNCAN, Iain	LW	WPG	127	34	55	89	149	11	0	3	3	6	1986 87	1990 91
DUNCANSON, Craig	LW	WPG	7	2	0	2	16	-	-	-	-	-	1990 91	1990-91
DUPONT, Norm	LW	WPG	181	47	67	114	38	5	3	1	4	0	1980 81	1982 83
DZIEDZIC, Joe	LW	PHX	2	0	0	0	0	-	-	-	-	-	1998 99	1998-99
EAGLES, Mike	C	WPG	293	21	46	67	464	12	0	1	1	14	1990 91	1994 95
EAKINS, Dallas	D	PHX/WPG	20	0	2	2	48	-	-	-	-	-	1992 93	1992-93
													1995-96	1996-97
EASTWOOD, Mike	C	PHX/WPG	126	18	23	41	28	6	0	1	1	2	1994 95	1996-97
EAVES, Murray	C	WPG	49	4	12	16	7	4	0	1	1	2	1980 81	1985 86
ELLETT, Dave	D	WPG	475	95	204	299	504	33	4	16	20	22	1984 85	1990 91
ELYNUIK, Pat	RW	WPG	289	115	129	244	462	14	4	6	10	6	1987 88	1991 92
EMERSON, Nelson	RW	WPG	131	47	64	111	106	-	-	-	-	-	1993 94	1994 95
ENDEAN, Craig	LW	WPG	2	0	1	1	0	-	-	-	-	-	1986 87	1986 87
ERICKSON, Bryan	C	WPG	73	6	23	29	20	3	0	0	0	0	1990 91	1993 94
ERIKSSON, Anders	D	PHX	12	0	3	3	0	-	-	-	-	-	2009-10	2009-10
ESCHE, Robert	G	PHX	58	0	3	3	22	-	-	-	-	-	1998-99	2001-02

ALL-TIME ROSTER (CONT'D)

NAME	POS	TEAM	GP	REGULAR SEASON				PIM	PLAYOFFS				FROM	TO
				G	A	PTS	G		A	PTS	PIM			
ESSENSA, Bob	G	PHX/WPG	311	0	12	12	18	11	0	0	0	2	1988 89	1993-94
													1999-00	1999-00
EVANS, Doug	LW	WPG	127	24	42	66	209	8	2	2	4	12	1989 90	1991 92
FEDORUK, Todd	LW	PHX	72	6	7	13	72	-	-	-	-	-	2008-09	2008-09
FEDOTOV, Anatoli	D	WPG	1	0	2	2	0	-	-	-	-	-	1992 93	1992 93
FENTON, Paul	LW	WPG	156	50	31	81	91	7	2	0	2	23	1988 89	1990 91
FERENCE, Brad	D	PHX	78	0	6	6	131	-	-	-	-	-	2002-03	2003-04
FIDDLER, Vernon	C	PHX	76	8	22	30	46	6	1	1	2	14	2009-10	2009-10
FINLEY, Jeff	D	PHX /WPG	130	4	12	16	121	7	0	0	0	6	1995-96	1996-97
FISHER, Craig	C	WPG	4	0	0	0	2	-	-	-	-	-	1993 94	1993 94
FISCHER, Patrick	C	PHX	27	4	6	10	24	-	-	-	-	-	2006-07	2006-07
FLETCHER, Steve	D	WPG	3	0	0	0	5	-	-	-	-	-	1988 89	1988 89
FLICHEL, Todd	D	WPG	6	0	1	1	4	-	-	-	-	-	1987 88	1989 90
FOCHT, Dan	D	PHX	18	0	0	0	21	1	0	1	1	0	2001-02	2002-03
FRASER, Iain	C	WPG	12	1	1	2	4	4	0	0	0	0	1995-96	1995-96
GAGNON, Sean	D	PHX	7	0	1	1	21	-	-	-	-	-	1997-98	1998-99
GAINEY, Steve	LW	PHX	20	0	1	1	20	-	-	-	-	-	2005-06	2005-06
GARTNER, Mike	RW	PHX	142	44	46	90	62	12	2	2	4	22	1996-97	1997-98
GAUTHIER, Denis	D	PHX	45	2	9	11	61	-	-	-	-	-	2005-06	2005-06
GEOFFRION, Danny	RW	WPG	79	20	26	46	82	-	-	-	-	-	1980 81	1981 82
GIBSON, John	D	WPG	11	0	0	0	14	-	-	-	-	-	1983 84	1983 84
GILL, Todd	D	PHX	41	1	6	7	30	-	-	-	-	-	1999-00	1999-00
GILHEN, Randy	C	WPG	185	18	17	35	151	4	1	0	1	10	1986 87	1988 89
													1993 94	1995-96
GOERTZEN, Steven	RW	PHX	16	2	2	4	24	-	-	-	-	-	2008-09	2008-09
GOSSELIN, Guy	D	WPG	5	0	0	0	6	-	-	-	-	-	1987 88	1987 88
GRATTON, Chris	C	PHX	82	11	19	30	114	-	-	-	-	-	2002-03	2003-04
GRATTON, Josh	LW	PHX	64	2	1	3	223	-	-	-	-	-	2005-06	2007-08
GRAVES, Hilliard	RW	WPG	35	1	5	6	15	-	-	-	-	-	1979 80	1979 80
GREEN, Travis	C	PHX	147	38	36	74	108	5	2	1	3	2	1999-00	2000-01
GRENIER, Martin	D	PHX	8	0	0	0	5	-	-	-	-	-	2001-02	2002-03
GROSEK, Michal	LW	WPG	28	3	2	5	21	-	-	-	-	-	1993 94	1995-96
GUINDON, Bob	LW	WPG	6	0	1	1	0	-	-	-	-	-	1979 80	1979 80
GUSMANOV, Ravil	RW	WPG	4	0	0	0	0	-	-	-	-	-	1995-96	1995-96
HALE, David	D	PHX	48	3	6	9	36	-	-	-	-	-	2008-09	2008-09
HAMEL, Gilles	LW	WPG	142	35	32	67	59	9	2	0	2	2	1986 87	1987 88
HAMEL, Pierre	G	WPG	64	0	3	3	14	-	-	-	-	-	1979 80	1980 81
HANDZUS, Michal	C	PHX	89	19	34	53	55	5	0	0	0	2	2000-01	2001-02
HANSEN, Tavis	RW	PHX /WPG	34	2	1	3	16	2	0	0	0	0	1994-95	2000-01
HANZAL, Martin	C	PHX	227	30	69	99	172	7	0	3	3	10	2007-08	2009-10
HARTMAN, Mike	LW	WPG	75	4	4	8	264	2	0	0	0	2	1991 92	1991 92
HAWERCHUK, Dale	C	WPG	713	379	550	929	478	38	16	33	49	39	1981 82	1989 90
HAYWARD, Brian	G	WPG	165	0	8	8	37	11	0	0	0	0	1982 83	1985 86
HELMER, Bryan	D	PHX	28	0	1	1	33	-	-	-	-	-	1998 99	1998-99
													2003-04	2003-04
HERVEY, Matt	D	WPG	2	0	0	0	4	-	-	-	-	-	1988 89	1988 89
HESHKA, Shaun	D	PHX	8	0	2	2	0	-	-	-	-	-	2009-10	2009-10
HOGGAN, Jeff	LW	PHX	8	0	1	1	9	-	-	-	-	-	2008-09	2009-10
HOGUE, Benoit	C	PHX	27	3	10	13	10	5	1	2	3	2	1999-00	1999-00
HOLDEN, Mark	G	WPG	4	0	1	1	0	-	-	-	-	-	1984 85	1984 85
HOPKINS, Larry	LW	WPG	60	13	16	29	26	6	0	0	0	2	1979 80	1979 80
													1981 82	1982 83
HORDICHUK, Darcy	LW	PHX	26	0	0	0	96	-	-	-	-	-	2001-02	2002-03
HOSSA, Marcel	LW	PHX	14	0	0	0	4	-	-	-	-	-	2007-08	2007-08
HOUSLEY, Phil	D	WPG	232	64	195	259	168	13	1	11	12	2	1990 91	1992 93
HOYDA, Dave	LW	WPG	24	2	1	3	42	-	-	-	-	-	1979 80	1980 81
HRDINA, Jan	C	PHX	59	11	19	30	38	-	-	-	-	-	2002-03	2003-04
HRIVNAK, Jim	G	WPG	3	0	0	0	0	-	-	-	-	-	1992 93	1992 93
HUDSON, Mike	C	PHX	7	0	0	0	0	-	-	-	-	-	1996-97	1996-97
HUGHES, Brent	LW	WPG	39	4	4	8	115	-	-	-	-	-	1988 89	1989 90
HULL, Bobby	LW	WPG	18	4	6	10	0	-	-	-	-	-	1979 80	1979 80
HULL, Brett	RW	PHX	5	0	1	1	0	-	-	-	-	-	2005-06	2005-06

ALL-TIME ROSTER (CONT'D)

NAME	POS	TEAM	REGULAR SEASON					PLAYOFFS					FROM	TO
			GP	G	A	PTS	PIM	GP	G	A	PTS	PIM		
HULSE, Cale	D	PHX	82	3	17	20	123	-	-	-	-	-	2003-04	2005-06
HUNTER, Dave	LW	WPG	34	3	1	4	61	-	-	-	-	-	1988 89	1988 89
HUSCROFT, Jamie	D	PHX	11	0	1	1	27	-	-	-	-	-	1998-99	1998-99
ISBISTER, Brad	RW	PHX	98	13	12	25	148	5	0	0	0	2	1997-98	1998-99
JABLONSKI, Pat	G	PHX	2	0	0	0	0	-	-	-	-	-	1996-97	1996-97
JACKMAN, Tim	RW	PHX	8	0	0	0	21	-	-	-	-	-	2005-06	2005-06
JANNEY, Craig	C	PHX /WPG	158	32	94	126	38	19	1	8	9	4	1995-96	1997-98
JANSSSENS, Mark	C	PHX	7	1	2	3	4	1	0	0	0	2	1997-98	1997-98
JARVENPAA, Hannu	RW	WPG	114	11	26	37	83	-	-	-	-	-	1986 87	1988 89
JASPERS, Jason	C	PHX	9	0	1	1	6	-	-	-	-	-	2001-02	2003-04
JOHNSON, Jim	D	PHX	71	5	8	13	92	6	0	0	0	4	1996-97	1997-98
JOHNSON, Brent	G	PHX	8	0	0	0	0	-	-	-	-	-	2003-04	2003-04
JOHNSON, Mike	RW	PHX	242	47	112	159	139	5	1	1	2	6	2000-01	2005-06
JOKINEN, Olli	C	PHX	57	21	21	42	49	-	-	-	-	-	2008-09	2008-09
JOMPHE, J.F.	C	PHX	1	0	0	0	2	-	-	-	-	-	1998 99	1998-99
JONES, Brad	LW	WPG	47	9	10	19	6	1	0	0	0	0	1986 87	1989 90
JONES, Matt	D	PHX	106	1	10	11	55	-	-	-	-	-	2005-06	2007-08
JOSEPH, Chris	D	PHX	33	1	1	2	16	-	-	-	-	-	1999-00	2000-01
JOSEPH, Curtis	G	PHX	115	0	1	1	28	-	-	-	-	-	2005-06	2006-07
JOSEPH, Tony	RW	WPG	2	1	0	1	0	-	-	-	-	-	1988 89	1990 91
JOVANOVSKEI, Ed	D	PHX	282	42	108	150	297	7	1	0	1	4	2006-07	2009-10
JOYCE, Bob	LW	WPG	2	0	0	0	0	-	-	-	-	-	1991 92	1992 93
JUNEAU, Joe	LW	PHX	69	10	23	33	28	-	-	-	-	-	2000-01	2000-01
KALININ, Dmitri	D	PHX	15	1	3	4	6	-	-	-	-	-	2008-09	2008-09
KAMINSKY, Yan	RW	WPG	1	0	0	0	0	-	-	-	-	-	1993 94	1993 94
KAPANEN, Niko	C	PHX	98	12	25	37	42	-	-	-	-	-	2006-07	2007-08
KENNEDY, Dean	D	WPG	172	5	19	24	269	8	0	0	0	2	1991 92	1993 94
KERR, Alan	RW	WPG	7	0	1	1	2	-	-	-	-	-	1992 93	1992 93
KHABIBULIN, Nikolai	G	PHX /WPG	284	0	6	6	62	24	0	1	1	8	1994 95	1998-99
KHARIN, Sergei	RW	WPG	7	2	3	5	2	-	-	-	-	-	1990 91	1990 91
KILGER, Chad	C	PHX /WPG	63	6	7	13	29	4	1	0	1	0	1995-96	1997-98
KING, Kris	LW	PHX /WPG	341	28	40	68	762	18	1	2	3	25	1992 93	1996-97
KLEE, Ken	D	PHX	68	1	10	11	24	-	-	-	-	-	2008-09	2008-09
KOLANOS, Krystofer	C	PHX	109	17	18	35	74	2	0	0	0	6	2001-02	2005-06
KOROLEV, Igor	RW	PHX /WPG	159	33	58	91	80	7	0	3	3	0	1994 95	1996-97
KORPIKOSKI, Lauri	RW	PHX	71	5	6	11	16	7	1	0	1	2	2009-10	2009-10
KULAK, Stu	RW	WPG	18	2	0	2	24	-	-	-	-	-	1988 89	1988 89
KUMPEL, Mark	RW	WPG	141	19	16	35	50	11	2	0	2	6	1987 88	1990 91
KVASHA, Oleg	LW	PHX	15	4	7	11	6	-	-	-	-	-	2005-06	2005-06
KYLLONEN, Markku	LW	WPG	9	0	2	2	2	-	-	-	-	-	1988 89	1988 89
KYTE, Jim	D	WPG	399	11	25	36	772	24	0	4	4	73	1982 83	1988 89
LABARBERA, Jason	G	PHX	17	0	0	0	0	-	-	-	-	-	2009-10	2009-10
LALOR, Mike	D	WPG	128	6	15	21	140	11	0	2	2	23	1991 92	1992 93
LANG, Robert	C	PHX	64	9	20	29	28	4	0	1	1	0	2009-10	2009-10
LANGKOW, Daymond	C	PHX	243	68	98	166	132	5	1	0	1	0	2001-02	2003-04
LANGKOW, Scott	G	PHX /WPG	5	0	0	0	0	-	-	-	-	-	1995-96	1998-99
LARAQUE, Georges	RW	PHX	56	5	17	22	52	-	-	-	-	-	2006-07	2006-07
LAROSE, Guy	C	WPG	10	0	1	1	14	-	-	-	-	-	1988 89	1990 91
LAJEN, Mike	RW	WPG	3	0	1	1	0	-	-	-	-	-	1983 84	1983 84
LEACH, Stephen	RW	PHX	22	1	1	2	37	7	1	1	2	2	1998-99	1998-99
LEBLANC, John	RW	WPG	38	12	3	15	10	-	-	-	-	-	1991 92	1994 95
LECLERC, Mike	LW	PHX	35	9	12	21	29	-	-	-	-	-	2005-06	2005-06
LECUYER, Doug	LW	WPG	45	6	17	23	66	-	-	-	-	-	1980 81	1980 81
LEGGE, Barry	D	WPG	76	1	8	9	126	-	-	-	-	-	1980 81	1981 82
LEHOUX, Yanick	C	PHX	10	2	2	4	6	-	-	-	-	-	2005-06	2006-07
LEMAY, Moe	LW	WPG	10	1	0	1	14	-	-	-	-	-	1988 89	1988 89
LEMIEUX, Claude	RW	PHX	164	32	49	81	158	5	0	0	0	2	2000-01	2002-03
LEMIEUX, Jocelyn	RW	PHX	32	4	3	7	27	2	0	0	0	4	1996-97	1997-98
LENEVEU, David	G	PHX	21	0	0	0	0	-	-	-	-	-	2005-06	2006-07
LEPISTO, Sami	D	PHX	66	1	10	11	60	7	1	0	1	6	2009-10	2009-10
LESUK, Bill	LW	WPG	49	0	1	1	43	-	-	-	-	-	1979 80	1979 80
LETOWSKI, Trevor	C	PHX	206	30	43	73	58	5	1	1	2	4	1998-99	2001-02

ALL-TIME ROSTER (CONT'D)

NAME	POS	TEAM	REGULAR SEASON					PLAYOFFS					FROM	TO
			GP	G	A	PTS	PIM	GP	G	A	PTS	PIM		
LEVIE, Craig	D	WPG	62	8	14	22	80	-	-	-	-	-	1981 82	1982 83
LEVINS, Scott	RW	PHX /WPG	11	0	1	1	23	-	-	-	-	-	1992 93	1992 93
													1997-98	1997-98
LINDSTROM, Joakim	LW	PHX	44	9	11	20	28	-	-	-	-	-	2008-09	2008-09
LINDSTROM, Willy	RW	WPG	288	98	91	189	106	4	2	1	3	2	1979 80	1982 83
LISIN, Enver	RW	PHX	78	18	10	28	46	-	-	-	-	-	2006-07	2008-09
LOMBARDI, Matthew	C	PHX	97	24	45	69	50	7	1	5	6	2	2008-09	2009-10
LONG, Barry	D	WPG	70	6	19	25	46	-	-	-	-	-	1980 81	1981 82
LOUSTEL, Ron	G	WPG	1	0	0	0	0	-	-	-	-	-	1980 81	1980 81
LUKOWICH, Morris	LW	WPG	431	168	177	345	438	7	0	2	2	16	1979 80	1984 85
LUMME, Jyrki	D	PHX	192	19	74	93	122	12	0	2	2	8	1998-99	2000-01
LUNDHOLM, Bengt	LW	WPG	275	48	95	143	72	14	3	4	7	14	1981 82	1985 86
LUNDMARK, Jamie	C	PHX	38	5	13	18	36	-	-	-	-	-	2005-06	2005-06
MacDERMID, Paul	RW	WPG	172	32	42	74	379	7	0	2	2	8	1989 90	1991 92
MacIVER, Don	D	WPG	6	0	0	0	2	-	-	-	-	-	1979 80	1979 80
MACIVER, Norm	D	PHX /WPG	112	11	40	51	88	12	1	1	2	4	1995-96	1997-98
MacLEAN, Don	C	PHX	9	1	1	2	0	-	-	-	-	-	2006-07	2006-07
MacLEAN, Paul	RW	WPG	528	248	270	518	726	35	16	10	26	76	1981 82	1987 88
MALGUNAS, Stewart	D	WPG	29	0	1	1	32	-	-	-	-	-	1995-96	1995-96
MANERY, Kris	LW	WPG	63	19	13	32	30	-	-	-	-	-	1979 80	1980 81
MANN, Jimmy	RW	WPG	202	9	12	21	598	4	0	0	0	7	1979 80	1983 84
MANSON, Dave	D	PHX /WPG	205	14	59	73	559	6	2	1	3	30	1993 94	1996-97
MANTHA, Moe	D	WPG	318	31	125	156	203	16	5	10	15	18	1980 81	1983 84
													1989 90	1991 92
MARA, Paul	D	PHX	323	38	104	142	268	5	0	0	0	4	2000-01	2005-06
MARCHMENT, Bryan	D	WPG	37	2	4	6	121	-	-	-	-	-	1988 89	1990 91
MARKELL, John	LW	WPG	52	11	10	21	36	-	-	-	-	-	1979 80	1980 81
MARKOV, Danny	D	PHX	136	10	46	56	103	-	-	-	-	-	2001-02	2002-03
MAROIS, Mario	D	WPG	255	17	116	133	178	18	2	11	13	35	1985 86	1988 89
													1991 92	1991 92
MARSH, Peter	RW	WPG	81	16	25	41	68	-	-	-	-	-	1979 80	1980 81
MARTIN, Craig	RW	WPG	20	0	1	1	19	-	-	-	-	-	1994 95	1994 95
MARTIN, Tom	LW	WPG	24	2	0	2	91	3	0	0	0	2	1984 85	1986 87
MATTSSON, Markus	G	WPG	52	0	2	2	0	-	-	-	-	-	1979 80	1980 81
MAXWELL, Bryan	D	WPG	102	8	25	33	268	3	1	0	1	23	1981 82	1983 84
MAY, Brad	LW	PHX	154	24	30	54	234	5	0	0	0	0	2000-01	2002-03
McBAIN, Andrew	RW	WPG	408	101	129	230	421	24	5	7	12	39	1983 84	1988 89
McBEAN, Wayne	D	WPG	31	2	9	11	24	-	-	-	-	-	1993 94	1993 94
McCLELLAND, Kevin	RW	WPG	6	0	0	0	19	-	-	-	-	-	1993 94	1993 94
McCRIMMON, Brad	D	PHX	37	1	5	6	18	-	-	-	-	-	1996-97	1996-97
McFALL, Dan	D	WPG	9	0	1	1	0	-	-	-	-	-	1984 85	1985 86
McGRATTAN, Brian	RW	PHX	5	0	0	0	22	-	-	-	-	-	2008-09	2008-09
McKENZIE, Jim	LW	PHX /WPG	202	12	9	21	548	9	0	0	0	4	1995-96	1997-98
McLLWAIN, Dave	RW	WPG	143	40	38	78	108	7	0	1	1	2	1989 90	1991 92
McREYNOLDS, Brian	C	WPG	9	0	2	2	4	-	-	-	-	-	1989 90	1989 90
McTAVISH, Gord	C	WPG	10	1	3	4	2	-	-	-	-	-	1979 80	1979 80
MELROSE, Barry	D	WPG	92	5	7	12	164	-	-	-	-	-	1979 80	1980 81
MELAMETSA, Anssi	LW	WPG	27	0	3	3	2	-	-	-	-	-	1985 86	1985 86
MEYER, Freddy	D	PHX	5	0	0	0	0	-	-	-	-	-	2007-08	2007-08
MICHALEK, Zbynek	D	PHX	393	26	87	113	188	7	0	2	2	2	2005-06	2009-10
MIDDLEBROOK, Lindsay	G	WPG	24	0	0	0	0	-	-	-	-	-	1979 80	1980 81
MIKULCHIK, Oleg	D	WPG	29	0	3	3	29	-	-	-	-	-	1993 94	1994 95
MILLS, Craig	RW	WPG	4	0	2	2	0	1	0	0	0	0	1995-96	1995-96
MIRONOV, Boris	D	WPG	65	7	22	29	96	-	-	-	-	-	1993 94	1993 94
MOFFAT, Lyle	LW	WPG	74	10	9	19	38	-	-	-	-	-	1979 80	1979 80
MONTOYA, AI	G	PHX	5	0	0	0	0	-	-	-	-	-	2008-09	2008-09
MORE, Jayson	D	PHX	64	6	11	17	90	7	0	0	0	7	1996-97	1997-98
MORRIS, Derek	D	PHX	306	26	71	97	288	7	1	3	4	11	2003-04	2008-09
													2009-10	2009-10
MORRISON, Michael	G	PHX	4	0	0	0	0	-	-	-	-	-	2006-07	2006-07
MUELLER, Peter	C	PHX	207	39	68	107	64	-	-	-	-	-	2007-08	2009-10
MULHERN, Richard	D	WPG	19	0	4	4	14	-	-	-	-	-	1980 81	1980 81

ALL-TIME ROSTER (CONT'D)

NAME	POS	TEAM	REGULAR SEASON					PLAYOFFS					FROM	TO
			GP	G	A	PTS	PIM	GP	G	A	PTS	PIM		
MULLEN, Brian	LW	WPG	372	124	172	296	132	26	7	9	16	16	1982-83	1986-87
MUNI, Craig	D	WPG	25	1	3	4	37	6	0	1	1	2	1995-96	1995-96
MURLEY, Matt	LW	PHX	3	0	1	1	0	-	-	-	-	-	2007-08	2007-08
MURRAY, Garth	C	PHX	10	0	0	0	12	-	-	-	-	-	2008-09	2008-09
MURRAY, Rob	C	PHX /WPG	49	2	5	7	34	-	-	-	-	-	1991-92	1998-99
MURRAY, Troy	C	WPG	103	20	34	54	103	7	0	0	0	2	1991-92	1992-93
NAGY, Ladislav	LW	PHX	321	92	157	249	312	5	0	0	0	21	2000-01	2006-07
NASH, Tyson	LW	PHX	119	3	11	14	194	-	-	-	-	-	2003-04	2005-06
NAZAROV, Andrei	LW	PHX	122	10	5	15	311	3	0	0	0	2	2001-02	2003-04
NECKAR, Stan	D	PHX	130	4	11	15	109	11	0	1	1	4	1998-99	2000-01
NEDVED, Petr	C	PHX	25	2	9	11	34	-	-	-	-	-	2005-06	2005-06
NEUFELD, Ray	RW	WPG	249	61	66	127	388	18	6	3	9	46	1985-86	1988-89
NIKULIN, Alexander	C	PHX	1	0	0	0	0	-	-	-	-	-	2008-09	2008-09
NILL, Jim	RW	WPG	141	17	21	38	209	14	0	1	1	39	1984-85	1987-88
NOKELAINEN, Petteri	C	PHX	17	1	1	2	6	5	0	0	0	2	2009-10	2009-10
NOLAN, Owen	RW	PHX	76	16	24	40	56	-	-	-	-	-	2006-07	2006-07
NOONAN, Brian	RW	PHX	7	0	0	0	0	5	0	2	2	4	1998-99	1998-99
NORWICH, Craig	D	WPG	70	10	35	45	36	-	-	-	-	-	1979-80	1979-80
NOVOSELTSEV, Ivan	RW	PHX	17	2	0	2	6	-	-	-	-	-	2003-04	2003-04
NUMMINEN, Teppo	D	PHX /WPG	1098	108	426	534	405	50	8	8	16	20	1988-89	2002-03
ODELEIN, Lyle	D	PHX	16	1	7	8	19	5	0	0	0	16	1999-00	1999-00
O'DONNELL, Sean	D	PHX	57	1	7	8	121	-	-	-	-	-	2005-06	2005-06
OLAUSSON, Fredrik	D	WPG	496	86	249	335	196	35	4	13	17	12	1986-87	1993-94
OLCZYK, Eddie	C	WPG	214	95	106	201	235	12	3	3	6	10	1990-91	1992-93
													1994-95	1995-96
OLIVER, David	RW	PHX	9	1	0	1	2	-	-	-	-	-	1999-00	1999-00
O'NEILL, Mike	G	WPG	20	0	0	0	0	-	-	-	-	-	1991-92	1993-94
OSBORNE, Mark	LW	WPG	80	12	20	32	124	-	-	-	-	-	1990-91	1991-92
OSIECKI, Mark	D	WPG	4	1	0	1	2	-	-	-	-	-	1992-93	1992-93
PASLAWSKI, Greg	RW	WPG	114	27	40	67	24	7	1	3	4	0	1989-90	1990-91
PAYNTER, Kent	D	WPG	5	0	0	0	4	-	-	-	-	-	1991-92	1991-92
PEDERSON, Denis	C	PHX	19	1	1	2	20	5	0	2	2	0	2001-02	2001-02
PELLERIN, Scott	LW	PHX	23	0	1	1	8	-	-	-	-	-	2002-03	2002-03
PELLETIER, Jean-Marc	G	PHX	6	0	0	0	0	-	-	-	-	-	2002-03	2003-04
PENNEY, Steve	G	WPG	15	0	0	0	7	-	-	-	-	-	1986-87	1987-88
PERRAULT, Joel	C	PHX	78	12	14	26	68	-	-	-	-	-	2005-06	2009-10
PERREAULT, Yanic	C	PHX	49	19	14	33	30	-	-	-	-	-	2006-07	2006-07
PETIT, Michel	D	PHX	32	4	2	6	77	5	0	0	0	8	1997-98	1998-99
PICARD, Robert	D	WPG	160	20	43	63	158	11	2	2	4	20	1983-84	1985-86
PLANTERY, Mark	D	WPG	25	1	5	6	14	-	-	-	-	-	1980-81	1980-81
POESCHEK, Rudy	RW	WPG	5	0	0	0	22	-	-	-	-	-	1990-91	1991-92
POOLEY, Paul	RW	WPG	15	0	3	3	0	-	-	-	-	-	1984-85	1985-86
PORTER, Kevin	C	PHX	38	5	5	10	4	-	-	-	-	-	2008-09	2009-10
PRUCHA, Petr	LW	PHX	98	15	17	32	29	7	1	2	3	4	2008-09	2009-10
PRUST, Brandon	RW	PHX	11	0	1	1	29	-	-	-	-	-	2008-09	2008-09
PYATT, Taylor	LW	PHX	74	12	11	23	39	7	1	1	2	2	2009-10	2009-10
QUINT, Deron	D	PHX /WPG	271	27	56	83	104	7	0	2	2	0	1995-96	1999-00
													2002-03	2002-03
QUINTAL, Stephane	D	WPG	124	14	35	49	197	-	-	-	-	-	1993-94	1994-95
RADIOJEVIC, Branko	RW	PHX	150	25	31	56	103	1	0	0	0	2	2001-02	2003-04
RALPH, Brad	LW	PHX	1	0	0	0	0	-	-	-	-	-	2000-01	2000-01
RANHEIM, Paul	LW	PHX	40	3	4	7	10	-	-	-	-	-	2002-03	2002-03
REDDICK, Eldon	G	WPG	117	0	1	1	20	3	0	0	0	0	1986-87	1988-89
REICHEL, Robert	C	PHX	13	7	6	13	4	7	1	3	4	2	1998-99	1998-99
REINPRECHT, Steven	C	PHX	231	51	92	143	82	-	-	-	-	-	2005-06	2008-09
REIRDEN, Todd	D	PHX	7	0	2	2	4	-	-	-	-	-	2003-04	2003-04
RENNBERG, Mikael	RW	PHX	10	2	4	6	2	5	1	2	3	4	1999-00	1999-00
RHEAUME, Pascal	C	PHX	1	0	0	0	0	-	-	-	-	-	2005-06	2005-06
RICCI, Mike	C	PHX	85	10	7	17	73	-	-	-	-	-	2005-06	2006-07
RILEY, Bill	RW	WPG	14	3	2	5	7	-	-	-	-	-	1979-80	1979-80
RIOUX, Gerry	RW	WPG	9	0	0	0	6	-	-	-	-	-	1979-80	1979-80
RIVERS, Jamie	D	PHX	18	0	5	5	26	-	-	-	-	-	2005-06	2005-06

ALL-TIME ROSTER (CONT'D)

NAME	POS	TEAM	REGULAR SEASON					PLAYOFFS					FROM	TO
			GP	G	A	PTS	PIM	GP	G	A	PTS	PIM		
ROCHE, Travis	D	PHX	50	6	13	19	22	-	-	-	-	-	2006-07	2006-07
ROENICK, Jeremy	C	PHX	454	152	227	379	596	18	9	9	18	18	1996-97	2006-07
ROMANIUK, Russ	LW	WPG	85	10	14	24	46	1	0	0	0	0	1991-92	1994-95
RONAN, Ed	RW	WPG	17	0	0	0	16	-	-	-	-	-	1995-96	1995-96
RONNING, Cliff	C	PHX	156	32	81	113	64	13	1	10	11	16	1996-97	1998-99
ROONEY, Steve	LW	WPG	86	9	9	18	274	13	1	0	1	67	1986-87	1987-88
ROUSSEL, Dominic	G	WPG	7	0	0	0	2	-	-	-	-	-	1995-96	1995-96
RUPP, Michael	C	PHX	7	0	1	1	6	-	-	-	-	-	2003-04	2005-06
SAFRONOV, Kirill	D	PHX	1	0	0	0	0	-	-	-	-	-	2001-02	2001-02
SANDERSON, Geoff	LW	PHX	75	25	21	46	58	-	-	-	-	-	2005-06	2005-06
SAPRYKIN, Oleg	LW	PHX	126	25	34	59	104	-	-	-	-	-	2005-06	2006-07
SAUER, Kurt	D	PHX	69	1	6	7	36	-	-	-	-	-	2008-09	2009-10
SAUVE, Philippe	G	PHX	5	0	0	0	0	-	-	-	-	-	2005-06	2005-06
SAVAGE, Brian	LW	PHX	134	24	29	53	66	5	0	0	0	0	2001-02	2003-04
SAVARD, Serge	D	WPG	123	6	21	27	55	7	0	0	0	4	1981-82	1982-83
SAWYER, Kevin	LW	PHX	3	0	0	0	12	-	-	-	-	-	1999-00	1999-00
SCATCHARD, Dave	C	PHX	93	14	17	31	156	-	-	-	-	-	2005-06	2006-07
SCHLEMKO, David	D	PHX	20	1	5	6	8	-	-	-	-	-	2008-09	2009-10
SCHOFIELD, Dwight	D	WPG	18	0	0	0	33	-	-	-	-	-	1987-88	1987-88
SCHNEIDER, Mathieu	D	PHX	8	0	4	4	4	3	1	0	1	0	2009-10	2009-10
SELANNE, Teemu	RW	WPG	231	147	159	306	87	6	4	2	6	2	1992-93	1995-96
SEIDENBERG, Dennis	D	PHX	66	2	11	13	30	-	-	-	-	-	2005-06	2006-07
SEPPA, Jyrki	D	WPG	13	0	2	2	6	-	-	-	-	-	1983-84	1983-84
SHANNON, Darrin	LW	PHX /WPG	451	77	149	226	328	31	6	7	13	30	1991-92	1997-98
SHANNON, Darryl	D	WPG	108	7	20	27	138	-	-	-	-	-	1993-94	1995-96
SHTALENKOV, Mikhail	G	PHX	19	0	3	3	2	-	-	-	-	-	1998-99	1999-00
SILK, Dave	RW	WPG	32	2	4	6	63	1	0	0	0	2	1985-86	1985-86
SILLINGER, Mike	C	PHX	60	8	6	14	54	-	-	-	-	-	2003-04	2003-04
SIMON, Jason	LW	PHX	1	0	0	0	0	-	-	-	-	-	1996-97	1996-97
SIMPSON, Todd	D	PHX	146	4	21	25	299	5	0	2	2	6	2000-01	2002-03
SJOBERG, Lars Erik	D	WPG	79	7	27	34	48	-	-	-	-	-	1979-80	1979-80
SJOSTROM, Fredrik	RW	PHX	261	32	41	63	126	-	-	-	-	-	2003-04	2007-08
SKRIKO, Petri	LW	WPG	15	2	3	5	4	-	-	-	-	-	1991-92	1991-92
SLANEY, John	D	PHX	55	3	14	17	24	-	-	-	-	-	1997-98	1997-98
SMAIL, Doug	LW	WPG	691	189	208	397	466	41	9	2	11	49	1980-81	1990-91
SMITH, Gary	G	WPG	20	0	0	0	25	-	-	-	-	-	1979-80	1979-80
SMITH, Gord	D	WPG	13	0	0	0	8	-	-	-	-	-	1979-80	1979-80
SMITH, Wyatt	C	PHX	54	3	7	10	13	-	-	-	-	-	1999-00	2001-02
SOETAERT, Doug	G	WPG	130	0	6	6	38	4	0	0	0	0	1981-82	1983-84
SPILLER, Matthew	D	PHX	59	0	1	1	67	-	-	-	-	-	2003-04	2005-06
SPRING, Don	D	WPG	259	1	54	55	80	6	0	0	0	10	1980-81	1983-84
STAMLER, Lorne	LW	WPG	62	8	7	15	12	-	-	-	-	-	1979-80	1979-80
STANIEWSKI, Ed	G	WPG	62	0	6	6	4	2	0	0	0	0	1981-82	1982-83
STAPLETON, Mike	C	PHX /WPG	253	28	39	67	143	26	1	0	1	37	1995-96	1998-99
STEEN, Anders	C	WPG	42	5	11	16	22	-	-	-	-	-	1980-81	1980-81
STEEN, Thomas	C	WPG	950	264	553	817	753	56	12	32	44	62	1981-82	1994-95
STEMPNIAK, Lee	RW	PHX	18	14	4	18	8	7	0	2	2	0	2009-10	2009-10
STEWART, Ryan	RW	WPG	3	1	0	1	0	-	-	-	-	-	1985-86	1985-86
STUTZEL, Mike	LW	PHX	9	0	0	0	0	-	-	-	-	-	2003-04	2003-04
SUCHY, Radoslav	D	PHX	372	12	51	63	74	10	1	1	2	0	1999-00	2003-04
SULLIVAN, Mike	C	PHX	256	13	20	33	66	10	0	1	1	2	1998-99	2001-02
SULLIVAN, Peter	C	WPG	126	28	54	82	40	-	-	-	-	-	1979-80	1980-81
SYKES, Phil	LW	WPG	170	25	18	43	157	11	0	1	1	9	1989-90	1991-92
TABARACCI, Rick	G	WPG	61	0	2	2	22	7	0	0	0	0	1990-91	1992-93
TAFFE, Jeff	C	PHX	98	15	13	28	26	-	-	-	-	-	2002-03	2006-07
TAGLIANETTI, Peter	D	WPG	207	10	37	47	604	14	1	1	2	20	1984-85	1989-90
TANABE, David	D	PHX	66	5	11	16	30	-	-	-	-	-	2003-04	2005-06
TELLQVIST, Mikael	G	PHX	67	0	2	2	2	-	-	-	-	-	2006-07	2008-09
THOMAS, Bill	RW	PHX	40	9	8	17	10	-	-	-	-	-	2005-06	2007-08
THOMPSON, Brent	D	PHX/WPG	40	0	1	1	106	-	-	-	-	-	1994-95	1996-97
TIKHONOV, Viktor	LW	PHX	61	8	8	16	20	-	-	-	-	-	2008-09	2008-09
TILEY, Brad	D	PHX	9	0	0	0	0	1	0	0	0	0	1997-98	1998-99

ALL-TIME ROSTER (CONT'D)

NAME	POS	TEAM	REGULAR SEASON					PLAYOFFS					FROM	TO
			GP	G	A	PTS	PIM	GP	G	A	PTS	PIM		
TJARNQVIST, Mathias	LW	PHX	104	9	11	20	36	-	-	-	-	-	2006-07	2007-08
TKACHUK, Keith	LW	PHX /WPG	640	323	300	623	1508	44	19	9	28	100	1991-92	2000-01
TOCCHET, Rick	RW	PHX	213	64	66	130	371	13	6	5	11	33	1997-98	1999-00
TOMALTY, Glenn	LW	WPG	1	0	0	0	0	-	-	-	-	-	1979-80	1979-80
TOMLINSON, Dave	C	WPG	31	1	3	4	24	-	-	-	-	-	1993-94	1993-94
TORDJMAN, Josh	G	PHX	2	0	0	0	0	-	-	-	-	-	2008-09	2008-09
TRIMPER, Tim	LW	WPG	140	23	23	46	138	1	0	0	0	0	1980-81	1983-84
TRUDEL, Jean-Guy	LW	PHX	4	0	0	0	2	-	-	-	-	-	1999-00	2001-02
TURCOTTE, Alfie	C	WPG	17	1	3	4	2	-	-	-	-	-	1987-88	1988-89
TURCOTTE, Darren	C	WPG	59	16	16	32	26	-	-	-	-	-	1995-96	1995-96
TURRIS, Kyle	C	PHX	66	8	13	21	23	-	-	-	-	-	2007-08	2008-09
TURNBULL, Perry	C	WPG	172	43	57	100	357	12	0	2	2	47	1984-85	1986-87
TVERDOVSKY, Oleg	D	PHX /WPG	241	24	83	107	80	25	0	11	11	6	1995-96	1998-99
ULANOV, Igor	D	WPG	176	5	43	48	385	11	0	0	0	43	1991-92	1994-95
UPSHALL, Scottie	LW	PHX	68	26	19	45	76	-	-	-	-	-	2008-09	2009-10
VAANANEN, Ossi	D	PHX	291	10	35	45	333	5	0	0	0	6	2000-01	2003-04
VANDERMEER, Jim	D	PHX	62	4	8	12	60	0	0	0	0	0	2009-10	2009-10
VANDERMEER, Pete	LW	PHX	2	0	0	0	0	-	-	-	-	-	2007-08	2007-08
VASILYEV, Andrei	LW	PHX	1	0	0	0	0	-	-	-	-	-	1998-99	1998-99
VEISOR, Mike	G	WPG	8	0	0	0	0	1	0	0	0	0	1983-84	1983-84
VISHEAU, Mark	D	WPG	1	0	0	0	0	-	-	-	-	-	1993-94	1993-94
VITOLINSH, Harijs	C	WPG	8	0	0	0	4	-	-	-	-	-	1993-94	1993-94
VRBATA, Radim	RW	PHX	158	51	48	99	38	7	2	2	4	4	2007-08	2007-08
													2009-10	2009-10
WAITE, Jimmy	G	PHX	33	0	0	0	4	4	0	0	0	0	1997-98	1998-99
WAKALUK, Darcy	G	PHX	16	0	1	1	4	-	-	-	-	-	1996-97	1996-97
WARRINER, Todd	LW	PHX	18	0	3	3	8	-	-	-	-	-	2001-02	2001-02
WATTERS, Tim	D	WPG	438	21	101	122	760	28	1	2	3	49	1981-82	1987-88
WELLER, Craig	RW	PHX	59	3	8	11	80	-	-	-	-	-	2007-08	2007-08
WESTRUM, Erik	C	PHX	15	1	1	2	20	-	-	-	-	-	2003-04	2003-04
WHEELDON, Simon	C	WPG	4	0	0	0	4	-	-	-	-	-	1990-91	1990-91
WHELTON, Bill	D	WPG	2	0	0	0	0	-	-	-	-	-	1980-81	1980-81
WILKINSON, Neil	D	WPG	61	2	8	10	108	-	-	-	-	-	1994-95	1995-96
WILSON, Landon	RW	PHX	183	32	36	68	180	4	0	0	0	12	2000-01	2003-04
WILSON, Ron	C	WPG	536	75	134	209	236	23	7	6	13	6	1979-80	1987-88
WINNIK, Daniel	LW	PHX	202	18	34	52	100	7	0	0	0	0	2007-08	2009-10
WOLSKI, Wojtek	LW	PHX	18	6	12	18	6	7	4	1	5	0	2009-10	2009-10
YANDLE, Keith	D	PHX	201	21	64	85	104	7	2	3	5	4	2006-07	2009-10
YLONEN, Juha	C	PHX	261	22	65	87	80	3	0	2	2	2	1996-97	2000-01
YORK, Mike	LW	PHX	63	6	8	14	4	-	-	-	-	-	2007-08	2007-08
YOUNG, Tim	RW	WPG	44	15	19	34	25	1	0	1	1	0	1983-84	1983-84
YSEBAERT, Paul	C	WPG	60	9	18	27	18	-	-	-	-	-	1993-94	1993-94
ZHAMNOV, Alexei	C	WPG	235	103	164	267	205	12	2	3	5	10	1992-93	1995-96
ZIGOMANIS, Mike	C	PHX	108	16	10	26	52	-	-	-	-	-	2006-07	2007-08

ALL-TIME GOALTENDERS

GOALTENDER	TEAM	GP	MIN	GA	SO	GAA	SV%	W-L-T-OT	FROM	TO
AEBISCHER, David	PHX	1	60	3	0	3.00	.909	0-1-0	2007-08	2007-08
AULD, Alex	PHX	9	508	30	1	3.54	.880	3-6-0	2007-08	2007-08
BEAUREGARD, Stephane	WPG	74	3600	209	2	3.48	.885	16-30-11	1989-90	1991-92
									1993-94	1993-94
BEHREND, Marc	WPG	38	1946	160	1	4.93	.844	12-19-2	1983-84	1985-86
BERTHIAUME, Daniel	WPG	120	6598	399	5*	3.63	.876	50-45-13	1986-87	1989-90
BIERK, Zac	PHX	20	1074	44	1	2.46	.924	4-10-3	2002-03	2003-04
BOUCHARD, Dan	WPG	32	1696	107	2	3.79	.865	11-14-2	1985-86	1985-86
BOUCHER, Brian	PHX	96	5420	269	5	2.98	.898	28-45-18-0	2002-03	2005-06
BRYZGALOV, Ilya	PHX	189	11011	471	14	2.57	.916	94-73-17	2007-08	2009-10
BURKE, Sean	PHX	211	12348	491	15	2.39	.919	97-78-29	1999-00	2003-04
CHEVELDAE, Tim	WPG	74	4054	260	1	3.85	.884	21-42-7	1993-94	1995-96
CHEVRIER, Alain	WPG	22	1092	78	1	4.29	.859	8-8-2	1988-89	1988-89
DesROCHERS, Patrick	PHX	9	418	26	0	3.73	.861	1-5-1	2001-02	2002-03
DION, Michel	WPG	14	757	61	0	4.83	.864	3-6-3	1980-81	1980-81
DRAPER, Tom	WPG	9	513	41	0	4.80	.824	3-5-0	1988-89	1989-90
									1995-96	1995-96
DUFFUS, Parris	PHX	1	29	1	0	2.07	.875	0-0-0	1996-97	1996-97
ESCHE, Robert	PHX	58	3033	150	3	2.97	.897	18-24-6	1998-99	2001-02
ESSENSA, Bob	PHX /WPG	311	17244	955	15	3.32	.894	129-124-35	1988-89	1993-94
									1999-00	1999-00
HAMEL, Pierre	WPG	64	3570	258	0	4.34	.869	12-39-7	1979-80	1980-81
HAYWARD, Brian	WPG	165	9172	654	1	4.28	.865	63-75-17	1982-83	1985-86
HOLDEN, Mark	WPG	4	213	15	0	4.23	.856	2-0-0	1984-85	1984-85
HRIVNAK, Jim	WPG	3	180	13	0	4.33	.865	2-1-0	1992-93	1992-93
JABLONSKI, Pat	PHX	2	59	2	0	2.03	.917	0-1-0	1996-97	1996-97
JOHNSON, Brent	PHX	8	486	21	0	2.59	.914	1-6-1	2003-04	2003-04
JOSEPH, Curtis	PHX	115	6417	325	8	3.04	.898	50-52-5	2005-06	2006-07
KHABIBULIN, Nikolai	PHX/WPG	284	16030	735	21	2.75	.908	126-113-30	1994-95	1998-99
LABARBERA, Jason	PHX	17	928	33	0	2.13	.928	8-5-1	2009-10	2009-10
LANGKOW, Scott	PHX /WPG	5	178	13	0	4.38	.835	0-1-1	1995-96	1998-99
LeNEVEU, David	PHX	21	1047	59	0	3.38	.894	5-9-0	2005-06	2006-07
LOUSTEL, Ron	WPG	1	60	10	0	10.00	.804	0-1-0	1980-81	1980-81
MATTSSON, Markus	WPG	52	2907	193	3	3.98	.875	8-32-4	1979-80	1980-81
MIDDLEBROOK, Lindsay	WPG	24	1233	105	0	5.11	.856	2-17-3	1979-80	1980-81
MONTOYA, AI	PHX	5	259	9	1	2.08	.925	3-1-0	2008-09	2008-09
MORRISON, Mike	PHX	4	127	13	0	6.14	.790	0-3-0	2006-07	2006-07
O'NEILL, Michael	WPG	20	824	58	0	4.22	.863	0-9-2	1991-92	1993-94
PELLETIER, Jean-Marc	PHX	6	294	18	0	3.67	.864	1-3-0	2002-03	2003-04
PENNEY, Steve	WPG	15	712	55	0	4.63	.828	3-8-2	1986-87	1987-88
REDDICK, Eldon	WPG	117	6358	395	1*	3.73	.873	41-51-14	1986-87	1988-89
ROUSSEL, Dominic	WPG	7	285	16	0	3.37	.881	2-2-0	1995-96	1995-96
SAUVE, Philippe	PHX	5	187	17	0	5.45	.867	0-4-0-0	2005-06	2005-06
SHTALENKOV, Mikhail	PHX	19	1147	45	2	2.35	.905	8-8-3	1998-99	1999-00
SMITH, Gary	WPG	20	1073	73	0	4.08	.873	4-11-4	1979-80	1979-80
SOETAERT, Doug	WPG	130	7226	511	2	4.24	.869	50-48-21	1981-82	1983-84
STANIOWSKI, Ed	WPG	63	3510	247	2	4.22	.866	24-27-6	1981-82	1983-84
TABARACCI, Rick	WPG	61	3018	193	1	3.84	.874	15-26-7	1990-91	1992-93
TELLQVIST, Mikael	PHX	67	3613	184	4	3.06	.897	27-24-6	2006-07	2008-09
TORDJMAN, Josh	PHX	2	118	8	0	4.07	.871	0-2-0	2008-09	2008-09
VEISOR, Mike	WPG	8	420	26	0	3.71	.849	4-1-2	1983-84	1983-84
WAITE, Jimmy	PHX	33	1691	69	2	2.45	.903	11-11-5	1997-98	1998-99
WAKALUK, Darcy	PHX	16	782	39	1	2.99	.899	8-3-1	1996-97	1996-97

*Daniel Berthiaume and Eldon Reddick shared one shutout during the 1986-87 season

NOTE: Starting in 2005-06, goaltenders can no longer earn ties but losses in overtime or a shootout count in the OT column.

1979-80 WINNIPEG JETS

20-49-11 (51 points)

5th Smythe Division

PLAYER	GP	G	A	PTS	PIM
Morris Lukowich	78	35	39	74	77
Peter Sullivan	79	24	35	59	20
Ron Wilson	79	21	36	57	28
Willy Lindstrom	79	23	26	49	20
Craig Norwich	70	10	35	45	36
Peter Marsh	57	18	20	38	59
Lars Erik Sjoberg	79	7	27	34	48
Jude Drouin	78	8	16	24	50
Scott Campbell	63	3	17	20	136
Lyle Moffat	74	10	9	19	38
Dave Christian	15	8	10	18	2
John Markell	38	10	7	17	21
Lorne Stamler	62	8	7	15	12
Al Cameron	63	3	11	14	72
Ross Cory	46	2	9	11	32
*Kris Manery	16	6	4	10	6
#Bobby Hull	18	4	6	10	0
Barry Melrose	74	4	6	10	124
Jimmy Mann	72	3	5	8	287

PLAYER	GP	G	A	PTS	PIM
Hilliard Graves	35	1	5	6	15
Bill Riley	14	3	2	5	7
Gord McTavish	10	1	3	4	2
Dave Hoyda	15	1	1	2	35
John Bethel	17	0	2	2	4
Pierre Hamel	35	0	2	2	10
Pat Daley	5	1	0	1	4
Bob Guindon	6	0	1	1	0
Bill Lesuk	49	0	1	1	43
Glenn Tomalty	1	0	0	0	0
Larry Hopkins	5	0	0	0	0
Don MacIver	6	0	0	0	2
Gerry Rioux	9	0	0	0	6
Lindsay Middlebrook	10	0	0	0	0
Gord Smith	13	0	0	0	8
Wayne Dillon	13	0	0	0	2
Mike Amodeo	19	0	0	0	2
Gary Smith	20	0	0	0	25
Markus Mattsson	21	0	0	0	2

GOALTENDER	GP	MIN	GAA	W-L-T	SO	GA	SA	SV%
Markus Mattsson	21	1200	3.25	5-11-4	2	65	579	.888
Pierre Hamel	35	1947	4.01	9-19-3	0	130	1052	.876
Gary Smith	20	1073	4.08	4-11-4	0	73	574	.873
Lindsay Middlebrook	10	580	4.14	2-8-0	0	40	325	.877

* - Acquired during season # - Relocated during season

#	DATE	H/R	OPPONENT	SCORE	RES	RECORD	PTS	#	DATE	H/R	OPPONENT	SCORE	RES	RECORD	PTS
1	OCT. 10	@	Pittsburgh	4-2	L	0-1-0	0	41	JAN. 8	@	Atlanta	2-0	L	12-24-5	29
2	OCT. 11	@	Boston	4-0	L	0-2-0	0	42	JAN. 10	@	Philadelphia	5-4	L	12-25-5	29
3	OCT. 14		COLORADO	4-2	W	1-2-0	2	43	JAN. 12		NY RANGERS	3-0	L	12-26-5	29
4	OCT. 17		DETROIT	5-1	L	1-3-0	2	44	JAN. 13		LOS ANGELES	5-3	W	13-26-5	31
5	OCT. 19		MINNESOTA	3-2	W	2-3-0	4	45	JAN. 15	@	NY Islanders	5-2	L	13-27-5	31
6	OCT. 20	@	Colorado	4-1	L	2-4-0	4	46	JAN. 16	@	NY Rangers	4-1	L	13-28-5	31
7	OCT. 24	@	Chicago	4-0	L	2-5-0	4	47	JAN. 18		DETROIT	5-0	L	13-29-5	31
8	OCT. 26		BOSTON	3-2	W	3-5-0	6	48	JAN. 21	@	Hartford	7-2	L	13-30-5	31
9	OCT. 28		ST. LOUIS	2-2	T	3-5-1	7	49	JAN. 22	@	Washington	5-4	L	13-31-5	31
10	OCT. 31	@	Quebec	5-2	W	4-5-1	9	50	JAN. 25		PHILADELPHIA	5-4	L	13-32-5	31
11	NOV. 2		WASHINGTON	1-1	T	4-5-2	10	51	JAN. 27		ST. LOUIS	6-6	T	13-32-6	32
12	NOV. 4		NY ISLANDERS	4-4	T	4-5-3	11	52	JAN. 29	@	Los Angeles	7-3	W	14-32-6	34
13	NOV. 6	@	Atlanta	8-0	L	4-6-3	11	53	FEB. 1	@	Edmonton	9-2	L	14-33-6	34
14	NOV. 7	@	Washington	6-3	L	4-7-3	11	54	FEB. 2	@	Colorado	2-2	T	14-33-7	35
15	NOV. 10		TORONTO	8-4	L	4-8-3	11	55	FEB. 8		WASHINGTON	6-3	L	14-34-7	35
16	NOV. 14		HARTFORD	3-2	W	5-8-3	13	56	FEB. 10		EDMONTON	2-2	T	14-34-8	36
17	NOV. 16		QUEBEC	3-2	L	5-9-3	13	57	FEB. 12	@	NY Islanders	0-0	T	14-34-9	37
18	NOV. 18		PITTSBURGH	3-2	L	5-10-3	13	58	FEB. 14	@	Philadelphia	5-1	L	14-35-9	37
19	NOV. 21	@	NY Rangers	6-4	W	6-10-3	15	59	FEB. 15	@	Hartford	5-4	L	14-36-9	37
20	NOV. 22	@	Montreal	7-0	L	6-11-3	15	60	FEB. 17		QUEBEC	6-5	W	15-36-9	39
21	NOV. 24		VANCOUVER	5-3	W	7-11-3	17	61	FEB. 20	@	Buffalo	4-3	L	15-37-9	39
22	NOV. 27	@	Los Angeles	5-3	L	7-12-3	17	62	FEB. 21	@	Montreal	3-0	L	15-38-9	39
23	NOV. 28	@	Vancouver	4-2	L	7-13-3	17	63	FEB. 23		TORONTO	9-3	L	15-39-9	39
24	DEC. 1	@	Minnesota	4-4	T	7-13-4	18	64	FEB. 27	@	Pittsburgh	3-2	L	15-40-9	39
25	DEC. 2		NY ISLANDERS	4-0	L	7-14-4	18	65	FEB. 29		VANCOUVER	3-3	T	15-40-10	40
26	DEC. 4	@	St. Louis	4-2	W	8-14-4	20	66	MAR. 2		CHICAGO	3-2	L	15-41-10	40
27	DEC. 5	@	Detroit	6-4	L	8-15-4	20	67	MAR. 4	@	Vancouver	2-1	L	15-42-10	40
28	DEC. 7		EDMONTON	8-3	W	9-15-4	22	68	MAR. 9		ATLANTA	5-2	L	15-43-10	40
29	DEC. 9		ATLANTA	5-4	L	9-16-4	22	69	MAR. 12		BUFFALO	3-3	T	15-43-11	41
30	DEC. 12	@	Quebec	5-0	L	9-17-4	22	70	MAR. 14		MONTREAL	4-3	L	15-44-11	41
31	DEC. 15		MONTREAL	6-2	W	10-17-4	24	71	MAR. 16	@	Detroit	6-2	W	16-44-11	43
32	DEC. 16	@	Edmonton	4-3	W	11-17-4	26	72	MAR. 19	@	Toronto	9-1	L	16-45-11	43
33	DEC. 19		BUFFALO	3-2	L	11-18-4	26	73	MAR. 21		NY RANGERS	4-2	W	17-45-11	45
34	DEC. 21		CHICAGO	4-1	W	12-18-4	28	74	MAR. 23		PITTSBURGH	4-2	L	17-46-11	45
35	DEC. 26	@	Minnesota	6-0	L	12-19-4	28	75	MAR. 26		HARTFORD	7-0	W	18-46-11	47
36	DEC. 28		PHILADELPHIA	5-3	L	12-20-4	28	76	MAR. 28		MINNESOTA	2-1	L	18-47-11	47
37	DEC. 29	@	Toronto	6-1	L	12-21-4	28	77	MAR. 30	@	Boston	3-1	L	18-48-11	47
38	DEC. 31	@	Buffalo	6-2	L	12-22-4	28	78	APR. 2	@	Chicago	5-2	W	19-48-11	49
39	JAN. 4		BOSTON	2-1	L	12-23-4	28	79	APR. 5	@	St. Louis	6-0	L	19-49-11	49
40	JAN. 6		LOS ANGELES	4-4	T	12-23-5	29	80	APR. 6		COLORADO	3-2	W	20-49-11	51

1980-81 WINNIPEG JETS

9-57-14 (32 points)
6th Smythe Division

PLAYER	GP	G	A	PTS	PIM
Dave Christian	80	28	43	71	22
Morris Lukowich	80	33	34	67	90
Norm Dupont	80	27	26	53	8
Ron Wilson	77	18	33	51	55
Daniel Geoffrion	78	20	26	46	82
Dave Babych	69	6	38	44	90
Willy Lindstrom	72	22	13	35	45
Tim Trimper	56	15	14	29	28
Rick Bowness	45	8	17	25	45
Moe Mantha	58	2	23	25	35
*Doug Lecuyer	45	6	17	23	66
Barry Long	65	6	17	23	42
Peter Sullivan	47	4	19	23	20
Kris Manery	47	13	9	22	24
Don Spring	80	1	18	19	18
Doug Smail	30	10	8	18	45
Anders Steen	42	5	11	16	22
#Peter Marsh	24	6	7	13	9
*Rick Dudley	30	5	5	10	28
Jimmy Mann	37	3	3	6	105
Mark Plantery	25	1	5	6	14

PLAYER	GP	G	A	PTS	PIM
Barry Legge	38	0	6	6	69
Scott Campbell	14	1	4	5	55
#Tom Bladon	9	0	5	5	10
John Markell	14	1	3	4	15
Rick Mulhern	19	0	4	4	14
Murray Eaves	12	1	2	3	5
Al Cameron	29	1	2	3	21
#Barry Melrose	18	1	1	2	40
Sandy Beadle	6	1	0	1	2
Dave Hoyda	9	1	0	1	7
Ross Cory	5	0	1	1	9
Pierre Hamel	29	0	1	1	4
Markus Mattsson	31	0	1	1	2
Dave Chartier	1	0	0	0	0
Ron Loustel	1	0	0	0	0
Bill Whelton	2	0	0	0	0
Jude Drouin	7	0	0	0	4
Pat Daley	7	0	0	0	9
*Michel Dion	14	0	0	0	2
Lindsay Middlebrook	14	0	0	0	0

GOALTENDER	GP	MIN	GAA	W-L-T	SO	GA	SA	SV%
Markus Mattsson	31	1707	4.50	3-21-4	1	128	965	.867
Pierre Hamel	29	1623	4.73	3-20-4	0	128	925	.862
*Michel Dion	14	757	4.83	3-6-3	0	61	447	.864
Lindsay Middlebrook	14	653	5.97	0-9-3	0	65	405	.840
Ron Loustel	1	60	10.00	0-1-0	0	10	51	.804

* - Acquired during season # - Relocated during season

#	DATE	H/R	OPPONENT	SCORE	RES	RECORD	PTS	#	DATE	H/R	OPPONENT	SCORE	RES	RECORD	PTS
1	OCT. 10	@	Washington	4-1	L	0-1-0	0	41	JAN. 9		VANCOUVER	4-4	T	4-29-8	16
2	OCT. 11	@	Pittsburgh	5-4	L	0-2-0	0	42	JAN. 10		HARTFORD	5-3	L	4-30-8	16
3	OCT. 17		CHICAGO	6-2	W	1-2-0	2	43	JAN. 13	@	Quebec	3-3	T	4-30-9	17
4	OCT. 19		QUEBEC	4-4	T	1-2-1	3	44	JAN. 15	@	Montreal	7-3	L	4-31-9	17
5	OCT. 22	@	Buffalo	7-4	L	1-3-1	3	45	JAN. 17	@	Calgary	4-2	L	4-32-9	17
6	OCT. 25	@	Minnesota	4-1	L	1-4-1	3	46	JAN. 18		TORONTO	5-4	L	4-33-9	17
7	OCT. 26		BOSTON	7-7	T	1-4-2	4	47	JAN. 21		NY RANGERS	5-1	W	5-33-9	19
8	OCT. 29	@	Chicago	8-4	L	1-5-2	4	48	JAN. 23	@	Colorado	2-2	T	5-33-10	20
9	OCT. 31		PITTSBURGH	6-5	L	1-6-2	4	49	JAN. 27	@	Washington	4-3	L	5-34-10	20
10	NOV. 2		WASHINGTON	4-4	T	1-6-3	5	50	JAN. 29	@	Boston	7-6	L	5-35-10	20
11	NOV. 5		CALGARY	5-5	T	1-6-4	6	51	JAN. 31	@	Toronto	2-0	W	6-35-10	22
12	NOV. 7		EDMONTON	4-2	L	1-7-4	6	52	FEB. 1	@	Buffalo	4-0	L	6-36-10	22
13	NOV. 9		TORONTO	7-4	L	1-8-4	6	53	FEB. 4		PITTSBURGH	3-2	L	6-37-10	22
14	NOV. 12	@	Quebec	5-1	L	1-9-4	6	54	FEB. 6	@	Edmonton	10-4	L	6-38-10	22
15	NOV. 13	@	Boston	5-5	T	1-9-5	7	55	FEB. 8	@	Chicago	9-1	L	6-39-10	22
16	NOV. 16		MONTREAL	5-1	L	1-10-5	7	56	FEB. 12	@	NY Rangers	8-6	L	6-40-10	22
17	NOV. 18	@	Vancouver	6-1	L	1-11-5	7	57	FEB. 15		QUEBEC	4-3	W	7-40-10	24
18	NOV. 19	@	Los Angeles	7-2	L	1-12-5	7	58	FEB. 17	@	Detroit	6-4	L	7-41-10	24
19	NOV. 21		BUFFALO	4-2	L	1-13-5	7	59	FEB. 18	@	Hartford	3-3	T	7-41-11	25
20	NOV. 23	@	Philadelphia	3-1	L	1-14-5	7	60	FEB. 20		MINNESOTA	5-3	L	7-42-11	25
21	NOV. 24	@	NY Islanders	4-4	T	1-14-6	8	61	FEB. 21		EDMONTON	5-1	L	7-43-11	25
22	NOV. 26	@	Hartford	8-4	L	1-15-6	8	62	FEB. 25	@	Pittsburgh	4-3	L	7-44-11	25
23	NOV. 28		ST. LOUIS	1-1	T	1-15-7	9	63	FEB. 27		PHILADELPHIA	6-3	L	7-45-11	25
24	NOV. 30		CALGARY	4-1	L	1-16-7	9	64	MAR. 1		DETROIT	4-4	T	7-45-12	26
25	DEC. 3		NY RANGERS	4-3	L	1-17-7	9	65	MAR. 4	@	Montreal	9-3	L	7-46-12	26
26	DEC. 4	@	Calgary	3-1	L	1-18-7	9	66	MAR. 5	@	Philadelphia	10-1	L	7-47-12	26
27	DEC. 6	@	St. Louis	5-2	L	1-19-7	9	67	MAR. 7		MONTREAL	4-2	W	8-47-12	28
28	DEC. 10		HARTFORD	8-5	L	1-20-7	9	68	MAR. 8		LOS ANGELES	4-1	L	8-48-12	28
29	DEC. 13	@	Minnesota	4-3	L	1-21-7	9	69	MAR. 11		NY ISLANDERS	6-3	L	8-49-12	28
30	DEC. 14		NY ISLANDERS	5-4	L	1-22-7	9	70	MAR. 13		BUFFALO	5-2	L	8-50-12	28
31	DEC. 16	@	NY Islanders	6-2	L	1-23-7	9	71	MAR. 15		CHICAGO	8-2	L	8-51-12	28
32	DEC. 17	@	NY Rangers	8-2	L	1-24-7	9	72	MAR. 18		COLORADO	4-3	W	9-51-12	30
33	DEC. 20	@	St. Louis	5-2	L	1-25-7	9	73	MAR. 21	@	Detroit	5-4	L	9-52-12	30
34	DEC. 23		COLORADO	5-4	W	2-25-7	11	74	MAR. 22		LOS ANGELES	7-5	L	9-53-12	30
35	DEC. 26		MINNESOTA	5-3	L	2-26-7	11	75	MAR. 27		VANCOUVER	10-2	L	9-54-12	30
36	DEC. 28		DETROIT	4-3	L	2-27-7	11	76	MAR. 29	@	Colorado	2-1	L	9-55-12	30
37	DEC. 31		WASHINGTON	5-3	L	2-28-7	11	77	MAR. 31	@	Los Angeles	7-3	L	9-56-12	30
38	JAN. 2		PHILADELPHIA	4-3	W	3-28-7	13	78	APR. 1	@	Vancouver	4-4	T	9-56-13	31
39	JAN. 5		BOSTON	4-1	L	3-29-7	13	79	APR. 4	@	Edmonton	7-2	L	9-57-13	31
40	JAN. 7	@	Toronto	8-2	W	4-29-7	15	80	APR. 5		ST. LOUIS	5-5	T	9-57-14	32

1981-82 WINNIPEG JETS

33-33-14 (80 points)

2nd Norris Division

PLAYER	GP	G	A	PTS	PIM
Dale Hawerchuk	80	45	58	103	47
Morris Lukowich	77	43	49	92	102
Dave Christian	80	25	51	76	28
David Babych	79	19	49	68	92
Paul MacLean	74	36	25	61	106
Willy Lindstrom	74	32	27	59	33
Lucien DeBlois	65	25	27	52	87
Thomas Steen	73	15	29	44	42
Bengt Lundholm	66	14	30	44	10
Normand Dupont	62	13	25	38	22
Doug Smail	72	17	18	35	55
Larry Hopkins	41	10	15	25	22
Tim Watters	69	2	22	24	97
Tim Trimper	74	8	8	16	100

PLAYER	GP	G	A	PTS	PIM
Ron Wilson	39	3	13	16	49
Don Spring	78	0	16	16	21
Craig Levie	40	4	9	13	48
Moe Mantha	25	0	12	12	28
Bryan Maxwell	45	1	9	10	110
Scott Arniel	17	1	8	9	14
Serge Savard	47	2	5	7	26
Jimmy Mann	37	3	2	5	79
Ed Staniowski	45	0	5	5	4
Barry Legge	38	1	2	3	57
Barry Long	5	0	2	2	4
Doug Soetaert	39	0	2	2	14
Dan Geoffrion	1	0	0	0	5
Murray Eaves	2	0	0	0	0

GOALTENDER	GP	MIN	GAA	W-L-T	SO	GA	SA	SV%
Ed Staniowski	45	2643	3.95	20-19-6	1	174	1412	.877
Doug Soetaert	39	2157	4.31	13-14-8	2	155	1184	.869

* - Acquired during season # - Relocated during season

#	DATE	H/R	OPPONENT	SCORE	RES	RECORD	PTS	#	DATE	H/R	OPPONENT	SCORE	RES	RECORD	PTS
1	OCT. 6		TORONTO	6-1	L	0-1-0	0	41	JAN. 6	@	Hartford	5-3	W	14-19-8	36
2	OCT. 9		NY RANGERS	8-3	W	1-1-0	2	42	JAN. 7	@	Boston	8-6	L	14-20-8	36
3	OCT. 14	@	Edmonton	4-2	W	2-1-0	4	43	JAN. 9	@	Detroit	4-2	W	15-20-8	38
4	OCT. 15	@	Calgary	5-4	W	3-1-0	6	44	JAN. 10		MONTREAL	4-4	T	15-20-9	39
5	OCT. 18		COLORADO	4-3	L	3-2-0	6	45	JAN. 13		PITTSBURGH	6-1	W	16-20-9	41
6	OCT. 21	@	Buffalo	2-2	T	3-2-1	7	46	JAN. 15		NY RANGERS	4-4	T	16-20-10	42
7	OCT. 23		CHICAGO	5-5	T	3-2-2	8	47	JAN. 17		QUEBEC	7-5	L	16-21-10	42
8	OCT. 25		LOS ANGELES	9-4	W	4-2-2	10	48	JAN. 20		WASHINGTON	3-0	W	17-21-10	44
9	OCT. 28	@	Chicago	7-6	L	4-3-2	10	49	JAN. 22		CHICAGO	6-5	W	18-21-10	46
10	OCT. 31	@	Toronto	6-5	W	5-3-2	12	50	JAN. 26	@	Detroit	3-3	T	18-21-11	47
11	NOV. 3	@	Colorado	5-3	W	6-3-2	14	51	JAN. 27	@	Toronto	4-3	W	19-21-11	49
12	NOV. 6		CHICAGO	4-3	W	7-3-2	16	52	JAN. 30	@	Pittsburgh	2-1	L	19-22-11	49
13	NOV. 8	@	Vancouver	5-1	L	7-4-2	16	53	FEB. 2	@	St. Louis	10-6	L	19-23-11	49
14	NOV. 10		NY ISLANDERS	5-3	L	7-5-2	16	54	FEB. 5		CALGARY	6-4	W	20-23-11	51
15	NOV. 11	@	Minnesota	15-2	L	7-6-2	16	55	FEB. 10	@	Buffalo	4-3	L	20-24-11	51
16	NOV. 14	@	Los Angeles	3-2	W	8-6-2	18	56	FEB. 13	@	Montreal	7-3	L	20-25-11	51
17	NOV. 17	@	Calgary	6-4	L	8-7-2	18	57	FEB. 16	@	Quebec	7-3	L	20-26-11	51
18	NOV. 18		MINNESOTA	6-4	L	8-8-2	18	58	FEB. 19		QUEBEC	4-4	T	20-26-12	52
19	NOV. 21	@	St. Louis	1-1	T	8-8-3	19	59	FEB. 21		WASHINGTON	6-3	L	20-27-12	52
20	NOV. 22		ST. LOUIS	5-4	W	9-8-3	21	60	FEB. 24		PHILADELPHIA	6-2	W	21-27-12	54
21	NOV. 25		COLORADO	7-2	W	10-8-3	23	61	FEB. 26		BUFFALO	4-4	T	21-27-13	55
22	NOV. 27		MINNESOTA	5-5	T	10-8-4	24	62	FEB. 28		ST. LOUIS	5-2	W	22-27-13	57
23	NOV. 29		EDMONTON	10-2	L	10-9-4	24	63	MAR. 2	@	Philadelphia	7-6	W	23-27-13	59
24	DEC. 1	@	Philadelphia	2-1	L	10-10-4	24	64	MAR. 3	@	Chicago	4-2	W	24-27-13	61
25	DEC. 2	@	Pittsburgh	4-2	L	10-11-4	24	65	MAR. 5		DETROIT	2-0	W	25-27-13	63
26	DEC. 4	@	Washington	7-3	L	10-12-4	24	66	MAR. 7		VANCOUVER	5-2	W	26-27-13	65
27	DEC. 6		NY ISLANDERS	5-2	W	11-12-4	26	67	MAR. 10	@	Hartford	6-2	L	26-28-13	65
28	DEC. 9	@	Toronto	3-3	T	11-12-5	27	68	MAR. 11	@	Boston	7-4	L	26-29-13	65
29	DEC. 11		MONTREAL	5-5	T	11-12-6	28	69	MAR. 13	@	Toronto	10-2	W	27-29-13	67
30	DEC. 13		DETROIT	2-1	L	11-13-6	28	70	MAR. 16	@	St. Louis	7-3	W	28-29-13	69
31	DEC. 16	@	Chicago	3-3	T	11-13-7	29	71	MAR. 17	@	Minnesota	3-2	W	29-29-13	71
32	DEC. 17	@	Minnesota	4-2	W	12-13-7	31	72	MAR. 20		TORONTO	7-0	W	30-29-13	73
33	DEC. 19		TORONTO	8-4	L	12-14-7	31	73	MAR. 21		DETROIT	8-2	W	31-29-13	75
34	DEC. 20		ST. LOUIS	5-4	W	13-14-7	33	74	MAR. 24		LOS ANGELES	5-3	W	32-29-13	77
35	DEC. 22	@	NY Islanders	5-2	L	13-15-7	33	75	MAR. 26		ST. LOUIS	4-4	T	32-29-14	78
36	DEC. 23	@	NY Rangers	5-2	L	13-16-7	33	76	MAR. 28	@	Vancouver	5-0	L	32-30-14	78
37	DEC. 26		CHICAGO	3-2	L	13-17-7	33	77	MAR. 30	@	Minnesota	7-5	W	33-30-14	80
38	DEC. 27		DETROIT	2-2	T	13-17-8	34	78	MAR. 31	@	Detroit	4-2	L	33-31-14	80
39	DEC. 30		HARTFORD	6-1	L	13-18-8	34	79	APR. 2		MINNESOTA	5-2	L	33-32-14	80
40	JAN. 3		BOSTON	8-5	L	13-19-8	34	80	APR. 4	@	Edmonton	2-1	L	33-33-14	80

1982-83 WINNIPEG JETS

33-39-8 (74 points)
4th Smythe Division

PLAYER	GP	G	A	PTS	PIM
Dale Hawerchuk	79	40	51	91	31
Paul MacLean	80	32	44	76	121
Dave Babych	79	13	61	74	56
Thomas Steen	75	26	33	59	60
Lucien DeBlois	79	27	27	54	69
Brian Mullen	80	24	26	50	14
#Willy Lindstrom	63	20	25	45	8
Dave Christian	55	18	26	44	23
Doug Smail	80	15	29	44	32
Morris Lukowich	69	22	21	43	67
Bengt Lundholm	58	14	28	42	16
Normand Dupont	39	7	16	23	6
Tim Watters	77	5	18	23	98
Bryan Maxwell	54	7	13	20	131
Serge Savard	76	4	16	20	29

PLAYER	GP	G	A	PTS	PIM
Scott Arniel	75	13	5	18	46
Don Spring	80	0	16	16	37
Ron Wilson	12	6	3	9	4
Craig Levie	22	4	5	9	31
Moe Mantha	21	2	7	9	6
Murray Eaves	26	2	7	9	2
*Laurie Boschman	12	3	5	8	36
Larry Hopkins	12	3	1	4	4
Wade Campbell	42	1	2	3	50
Ed Staniowski	17	0	1	1	0
Brian Hayward	24	0	1	1	0
Jimmy Mann	40	0	1	1	73
Doug Soetaert	44	0	1	1	10
Jim Kyte	2	0	0	0	0
Tim Trimper	5	0	0	0	0

GOALTENDER	GP	MIN	GAA	W-L-T	SO	GA	SA	SV%
Brian Hayward	24	1440	3.71	10-12-2	1	89	786	.887
Doug Soetaert	44	2533	4.12	19-19-6	0	174	1328	.869
Ed Staniowski	17	827	4.72	4-8-0	1	65	417	.844

* - Acquired during season # - Relocated during season

#	DATE	H/R	OPPONENT	SCORE	RES	RECORD	PTS	#	DATE	H/R	OPPONENT	SCORE	RES	RECORD	PTS
1	OCT. 6		MINNESOTA	5-4	L	0-1-0	0	41	JAN. 9		PITTSBURGH	4-3	W	18-19-4	40
2	OCT. 9	@	Detroit	8-0	W	1-1-0	2	42	JAN. 11	@	NY Islanders	4-1	L	18-20-4	40
3	OCT. 10	@	Chicago	5-3	W	2-1-0	4	43	JAN. 12	@	NY Rangers	5-5	T	18-20-5	41
4	OCT. 12		LOS ANGELES	5-4	W	3-1-0	6	44	JAN. 14		ST. LOUIS	4-2	L	18-21-5	41
5	OCT. 14	@	St. Louis	5-2	W	4-1-0	8	45	JAN. 16	@	Vancouver	6-4	L	18-22-5	41
6	OCT. 17		CALGARY	5-5	T	4-1-1	9	46	JAN. 19		TORONTO	6-3	W	19-22-5	43
7	OCT. 22		NEW JERSEY	3-1	W	5-1-1	11	47	JAN. 21		NY RANGERS	4-1	W	20-22-5	45
8	OCT. 24		EDMONTON	9-5	W	6-1-1	13	48	JAN. 23	@	Buffalo	5-2	L	20-23-5	45
9	OCT. 27		LOS ANGELES	7-3	W	7-1-1	15	49	JAN. 25	@	Quebec	6-3	L	20-24-5	45
10	OCT. 31		PHILADELPHIA	3-2	L	7-2-1	15	50	JAN. 27	@	Philadelphia	5-2	L	20-25-5	45
11	NOV. 3	@	Edmonton	7-2	L	7-3-1	15	51	JAN. 29	@	Hartford	2-2	T	20-25-6	46
12	NOV. 4	@	Calgary	7-5	L	7-4-1	15	52	JAN. 31	@	Boston	2-2	T	20-25-7	47
13	NOV. 7		CALGARY	7-5	L	7-5-1	15	53	FEB. 2		PHILADELPHIA	6-3	L	20-26-7	47
14	NOV. 13		VANCOUVER	3-2	W	8-5-1	17	54	FEB. 4		PITTSBURGH	6-4	W	21-26-7	49
15	NOV. 14		VANCOUVER	6-5	W	9-5-1	19	55	FEB. 6		MONTREAL	2-0	L	21-27-7	49
16	NOV. 17		BUFFALO	7-2	L	9-6-1	19	56	FEB. 10	@	Montreal	5-3	L	21-28-7	49
17	NOV. 19		WASHINGTON	3-3	T	9-6-2	20	57	FEB. 12	@	Detroit	4-2	W	22-28-7	51
18	NOV. 24		CHICAGO	7-5	L	9-7-2	20	58	FEB. 13	@	Washington	6-1	L	22-29-7	51
19	NOV. 26		EDMONTON	6-5	L	9-8-2	20	59	FEB. 15		VANCOUVER	7-4	W	23-29-7	53
20	NOV. 27	@	Toronto	6-3	W	10-8-2	22	60	FEB. 18		BOSTON	6-5	W	24-29-7	55
21	NOV. 29	@	Montreal	9-4	L	10-9-2	22	61	FEB. 20	@	NY Rangers	9-4	L	24-30-7	55
22	NOV. 30	@	Quebec	8-6	L	10-10-2	22	62	FEB. 22	@	NY Islanders	2-2	T	24-30-8	56
23	DEC. 3		NY ISLANDERS	4-2	W	11-10-2	24	63	FEB. 23	@	Pittsburgh	6-4	L	24-31-8	56
24	DEC. 4	@	Minnesota	4-1	L	11-11-2	24	64	FEB. 25		HARTFORD	5-3	W	25-31-8	58
25	DEC. 6	@	New Jersey	5-3	W	12-11-2	26	65	FEB. 27	@	Edmonton	3-0	L	25-32-8	58
26	DEC. 7	@	Washington	3-3	T	12-11-3	27	66	MAR. 2		VANCOUVER	3-0	L	25-33-8	58
27	DEC. 10		CALGARY	6-4	L	12-12-3	27	67	MAR. 5	@	Vancouver	5-4	L	25-34-8	58
28	DEC. 11		LOS ANGELES	4-3	W	13-12-3	29	68	MAR. 6	@	Vancouver	6-2	L	25-35-8	58
29	DEC. 14	@	St. Louis	4-3	W	14-12-3	31	69	MAR. 9		BUFFALO	6-0	W	26-35-8	60
30	DEC. 15	@	Chicago	10-3	L	14-13-3	31	70	MAR. 10	@	Calgary	6-3	L	26-36-8	60
31	DEC. 17		HARTFORD	2-0	L	14-14-3	31	71	MAR. 13	@	Los Angeles	6-5	W	27-36-8	62
32	DEC. 19		NEW JERSEY	3-2	L	14-15-3	31	72	MAR. 15	@	Los Angeles	4-3	L	27-37-8	62
33	DEC. 21	@	Los Angeles	4-2	W	15-15-3	33	73	MAR. 18		TORONTO	7-3	W	28-37-8	64
34	DEC. 26		MINNESOTA	3-2	L	15-16-3	33	74	MAR. 20		QUEBEC	3-2	W	29-37-8	66
35	DEC. 28	@	Vancouver	4-4	T	15-16-4	34	75	MAR. 23		EDMONTON	7-4	W	30-37-8	68
36	DEC. 29	@	Los Angeles	4-3	W	16-16-4	36	76	MAR. 26	@	Calgary	5-2	W	31-37-8	70
37	JAN. 1	@	Edmonton	5-3	L	16-17-4	36	77	MAR. 27		CALGARY	4-3	L	31-38-8	70
38	JAN. 2		BOSTON	6-4	W	17-17-4	38	78	MAR. 30		LOS ANGELES	10-5	W	32-38-8	72
39	JAN. 5		EDMONTON	8-3	L	17-18-4	38	79	APR. 1	@	Edmonton	7-2	L	32-39-8	72
40	JAN. 6	@	Calgary	5-1	L	17-19-4	38	80	APR. 3		DETROIT	8-3	W	33-39-8	74

1983-84 WINNIPEG JETS

31-38-11 (73 points)

4th Smythe Division

PLAYER	GP	G	A	PTS	PIM
Dale Hawerchuk	80	37	65	102	73
Lucien DeBlois	80	34	45	79	50
Laurie Boschman	61	28	46	74	234
Paul MacLean	76	40	31	71	155
Thomas Steen	78	20	45	65	69
Brian Mullen	75	21	41	62	28
Dave Babych	66	18	39	57	62
Scott Arniel	80	21	35	56	68
Morris Lukowich	80	30	25	55	71
Moe Mantha	72	16	38	54	67
Doug Smail	66	20	17	37	62
Tim Young	44	15	19	34	25
Andrew McBain	78	11	19	30	37
Tim Watters	74	3	20	23	169
*Robert Picard	62	6	16	22	34
Wade Campbell	79	7	14	21	147
Bengt Lundholm	57	5	14	19	20
Ron Wilson	51	3	12	15	12

PLAYER	GP	G	A	PTS	PIM
*Jordy Douglas	17	4	2	6	8
Don Spring	21	0	4	4	4
Jim Kyte	58	1	2	3	55
#Bryan Maxwell	3	0	3	3	27
*Randy Carlyle	5	0	3	3	2
Doug Soetaert	47	0	3	3	14
Jyrki Seppa	13	0	2	2	6
#Ed Staniowski	1	0	1	1	0
Mike Lauen	3	0	1	1	0
#Jimmy Mann	16	0	1	1	54
Brian Hayward	28	0	1	1	2
Bobby Dollas	1	0	0	0	0
Murray Eaves	2	0	0	0	0
Tim Trimper	5	0	0	0	0
Marc Behrend	6	0	0	0	0
*Mike Veisor	8	0	0	0	0
John Gibson	11	0	0	0	14

GOALTENDER	GP	MIN	GAA	W-L-T	SO	GA	SA	SV%
*Mike Veisor	8	420	3.71	4-1-2	0	26	172	.849
Doug Soetaert	47	2539	4.30	18-15-7	0	182	1385	.869
Brian Hayward	28	1530	4.86	7-18-2	0	124	860	.856
Marc Behrend	6	351	5.47	2-4-0	0	32	184	.826
#Ed Staniowski	1	40	12.00	0-0-0	0	8	20	.600

* - Acquired during season # - Relocated during season

#	DATE	H/R	OPPONENT	SCORE	RES	RECORD	PTS	#	DATE	H/R	OPPONENT	SCORE	RES	RECORD	PTS
1	OCT. 5		DETROIT	6-6	T	0-0-1	0	41	JAN. 8		HARTFORD	4-3	W	15-21-5	35
2	OCT. 7		EDMONTON	8-6	L	0-1-1	1	42	JAN. 11	@	Calgary	9-5	L	15-22-5	35
3	OCT. 9		CALGARY	1-1	T	0-1-2	2	43	JAN. 13		LOS ANGELES	7-7	T	15-22-6	36
4	OCT. 12	@	Pittsburgh	4-3	W	1-1-2	4	44	JAN. 15		LOS ANGELES	4-4	T	15-22-7	37
5	OCT. 13	@	Philadelphia	4-3	L	1-2-2	4	45	JAN. 17	@	Washington	8-3	L	15-23-7	37
6	OCT. 15	@	Minnesota	2-1	L	1-3-2	4	46	JAN. 18	@	Pittsburgh	5-4	W	16-23-7	39
7	OCT. 19		MONTREAL	12-2	L	1-4-2	4	47	JAN. 20		VANCOUVER	6-6	T	16-23-8	40
8	OCT. 23	@	Buffalo	5-2	L	1-5-2	4	48	JAN. 22		VANCOUVER	6-4	W	17-23-8	42
9	OCT. 25	@	NY Islanders	4-2	W	2-5-2	6	49	JAN. 24	@	Quebec	5-3	W	18-23-8	44
10	OCT. 26	@	NY Rangers	7-5	W	3-5-2	8	50	JAN. 26	@	Hartford	6-2	W	19-23-8	46
11	OCT. 28	@	Calgary	7-1	L	3-6-2	8	51	JAN. 28	@	Boston	5-2	L	19-24-8	46
12	OCT. 30		WASHINGTON	7-3	L	3-7-2	8	52	FEB. 3		CHICAGO	7-3	W	20-24-8	48
13	NOV. 2		PITTSBURGH	6-3	L	3-8-2	8	53	FEB. 5		MONTREAL	2-2	T	20-24-9	49
14	NOV. 4		TORONTO	8-2	W	4-8-2	10	54	FEB. 8		NY RANGERS	3-1	L	20-25-9	49
15	NOV. 6		EDMONTON	8-5	L	4-9-2	10	55	FEB. 12		DETROIT	2-2	T	20-25-10	50
16	NOV. 9	@	Vancouver	7-2	W	5-9-2	12	56	FEB. 15	@	Edmonton	7-4	L	20-26-10	50
17	NOV. 11	@	Vancouver	4-2	L	5-10-2	12	57	FEB. 17		QUEBEC	6-3	L	20-27-10	50
18	NOV. 13		PHILADELPHIA	3-2	W	6-10-2	14	58	FEB. 19		WASHINGTON	4-3	W	21-27-10	52
19	NOV. 16		BUFFALO	6-5	L	6-11-2	14	59	FEB. 22	@	New Jersey	8-5	W	22-27-10	54
20	NOV. 19	@	Minnesota	8-7	L	6-12-2	14	60	FEB. 23	@	Montreal	5-3	W	23-27-10	56
21	NOV. 21	@	Edmonton	7-6	L	6-13-2	14	61	FEB. 25		BOSTON	5-2	W	24-27-10	58
22	NOV. 23		VANCOUVER	4-1	L	6-14-2	14	62	FEB. 27		EDMONTON	6-5	L	24-28-10	58
23	NOV. 24	@	Calgary	4-4	T	6-14-3	15	63	FEB. 29		NY ISLANDERS	4-3	L	24-29-10	58
24	NOV. 29	@	Los Angeles	6-5	W	7-14-3	17	64	MAR. 3	@	Detroit	6-1	L	24-30-10	58
25	DEC. 1	@	Los Angeles	6-5	W	8-14-3	19	65	MAR. 6	@	Los Angeles	7-3	W	25-30-10	60
26	DEC. 4		LOS ANGELES	7-5	W	9-14-3	21	66	MAR. 7	@	Vancouver	4-3	L	25-31-10	60
27	DEC. 7	@	New Jersey	6-3	L	9-15-3	21	67	MAR. 9		NY RANGERS	6-5	L	25-32-10	60
28	DEC. 10	@	Hartford	5-5	T	9-15-4	22	68	MAR. 11		QUEBEC	6-5	W	26-32-10	62
29	DEC. 11	@	Boston	4-2	L	9-16-4	22	69	MAR. 12	@	Toronto	8-7	W	27-32-10	64
30	DEC. 14	@	Toronto	8-4	W	10-16-4	24	70	MAR. 14		CHICAGO	6-4	W	28-32-10	66
31	DEC. 16		NEW JERSEY	4-1	W	11-16-4	26	71	MAR. 16		LOS ANGELES	5-4	W	29-32-10	68
32	DEC. 18		EDMONTON	7-5	L	11-17-4	26	72	MAR. 18		CALGARY	4-3	L	29-33-10	68
33	DEC. 19	@	Calgary	7-6	L	11-18-4	26	73	MAR. 20	@	St. Louis	9-3	L	29-34-10	68
34	DEC. 21	@	Edmonton	7-4	L	11-19-4	26	74	MAR. 21	@	Chicago	6-2	L	29-35-10	68
35	DEC. 23		ST. LOUIS	6-3	W	12-19-4	28	75	MAR. 23		VANCOUVER	4-3	L	29-36-10	68
36	DEC. 26		MINNESOTA	5-1	W	13-19-4	30	76	MAR. 25	@	Edmonton	3-2	L	29-37-10	68
37	DEC. 30		NY ISLANDERS	4-3	W	14-19-4	32	77	MAR. 27	@	Los Angeles	3-3	T	29-37-11	69
38	JAN. 1		CALGARY	3-3	T	14-19-5	33	78	MAR. 28	@	Vancouver	5-1	L	29-38-11	69
39	JAN. 4	@	Buffalo	9-4	L	14-20-5	33	79	MAR. 30		ST. LOUIS	2-1	W	30-38-11	71
40	JAN. 5	@	Philadelphia	7-6	L	14-21-5	33	80	APR. 1		CALGARY	3-2	W	31-38-11	73

1984-85 WINNIPEG JETS

43-27-10 (96 points)

2nd Smythe Division

PLAYER	GP	G	A	PTS	PIM
Dale Hawerchuk	80	53	77	130	74
Paul MacLean	79	41	60	101	119
Thomas Steen	79	30	54	84	80
Laurie Boschman	80	32	44	76	180
Brian Mullen	69	32	39	71	32
Doug Smail	80	31	35	66	45
Dave Babych	78	13	49	62	78
Randy Carlyle	71	13	38	51	98
Scott Arniel	79	22	22	44	81
Perry Turnbull	66	22	21	43	130
Dave Ellett	80	11	27	38	85
Robert Picard	78	12	22	34	107
Bengt Lundholm	78	12	18	30	20
Andrew McBain	77	7	15	22	45
Tim Watters	63	2	20	22	74

PLAYER	GP	G	A	PTS	PIM
Ron Wilson	75	10	9	19	31
*Jim Nill	20	8	8	16	38
#Morris Lukowich	47	5	9	14	31
Wade Campbell	40	1	6	7	21
Brian Hayward	61	0	4	4	10
Murray Eaves	3	0	3	3	0
Jim Kyte	71	0	3	3	111
Jordy Douglas	7	0	2	2	0
Paul Pooley	12	0	2	2	0
Tom Martin	8	1	0	1	42
Mark Holden	4	0	1	1	0
Peter Taglianetti	1	0	0	0	0
Dan McFall	2	0	0	0	0
Bobby Dollas	9	0	0	0	0
Marc Behrend	23	0	0	0	0

GOALTENDER	GP	MIN	GAA	W-L-T	SO	GA	SA	SV%
Brian Hayward	61	3481	3.86	33-17-8	0	224	1814	.877
Mark Holden	4	213	4.23	2-0-0	0	15	104	.856
Marc Behrend	23	1173	4.45	8-10-2	1	87	624	.861

* - Acquired during season # - Relocated during season

#	DATE	H/R	OPPONENT	SCORE	RES	RECORD	PTS	#	DATE	H/R	OPPONENT	SCORE	RES	RECORD	PTS
1	OCT. 14		TORONTO	5-2	W	1-0-0	2	41	JAN. 9		NY RANGERS	6-5	W	20-17-4	44
2	OCT. 17	@	Calgary	7-4	L	1-1-0	2	42	JAN. 12	@	Los Angeles	6-4	L	20-18-4	44
3	OCT. 19		EDMONTON	7-4	L	1-2-0	2	43	JAN. 13	@	Los Angeles	6-5	W	21-18-4	46
4	OCT. 21		BOSTON	3-2	W	2-2-0	4	44	JAN. 16	@	Chicago	6-3	L	21-19-4	46
5	OCT. 24		HARTFORD	8-4	W	3-2-0	6	45	JAN. 18		ST. LOUIS	6-2	L	21-20-4	46
6	OCT. 27		LOS ANGELES	2-2	T	3-2-1	7	46	JAN. 19	@	Detroit	8-5	W	22-20-4	48
7	OCT. 29		LOS ANGELES	5-3	L	3-3-1	7	47	JAN. 21		PITTSBURGH	7-6	W	23-20-4	50
8	NOV. 1	@	PHILADELPHIA	7-4	W	4-3-1	9	48	JAN. 23	@	Vancouver	6-4	W	24-20-4	52
9	NOV. 2	@	Detroit	3-3	T	4-3-2	10	49	JAN. 25	@	Vancouver	7-4	L	24-21-4	52
10	NOV. 4		EDMONTON	2-1	L	4-4-2	10	50	JAN. 27		PHILADELPHIA	6-2	W	25-21-4	54
11	NOV. 6	@	Quebec	5-3	L	4-5-2	10	51	JAN. 29	@	St. Louis	6-6	T	25-21-5	55
12	NOV. 7	@	Hartford	3-0	W	5-5-2	12	52	JAN. 30	@	Chicago	6-3	W	26-21-5	57
13	NOV. 9		VANCOUVER	7-5	W	6-5-2	14	53	FEB. 2	@	Boston	4-3	W	27-21-5	59
14	NOV. 11		BUFFALO	3-2	W	7-5-2	16	54	FEB. 3	@	Washington	6-2	L	27-22-5	59
15	NOV. 14		PITTSBURGH	4-3	L	7-6-2	16	55	FEB. 6		EDMONTON	6-2	W	28-22-5	61
16	NOV. 16		CALGARY	6-2	L	7-7-2	16	56	FEB. 8		VANCOUVER	5-5	T	28-22-6	62
17	NOV. 17	@	Toronto	5-3	W	8-7-2	18	57	FEB. 10		VANCOUVER	5-3	L	28-23-6	62
18	NOV. 21	@	Edmonton	7-5	L	8-8-2	18	58	FEB. 13		WASHINGTON	5-3	W	29-23-6	64
19	NOV. 23	@	Vancouver	5-1	W	9-8-2	20	59	FEB. 16	@	Calgary	8-4	L	29-24-6	64
20	NOV. 24	@	Los Angeles	9-5	W	10-8-2	22	60	FEB. 17		NEW JERSEY	2-2	T	29-24-7	65
21	NOV. 27	@	Los Angeles	5-3	W	11-8-2	24	61	FEB. 19		HARTFORD	6-2	L	29-25-7	65
22	NOV. 30		NY ISLANDERS	5-2	L	11-9-2	24	62	FEB. 21	@	NY Islanders	3-2	W	30-25-7	67
23	DEC. 2		CALGARY	8-6	W	12-9-2	26	63	FEB. 23	@	Montreal	6-4	L	30-26-7	67
24	DEC. 4	@	St. Louis	2-2	T	12-9-3	27	64	FEB. 25	@	NY Rangers	12-5	W	31-26-7	69
25	DEC. 7	@	Washington	7-5	W	13-9-3	29	65	FEB. 27	@	Pittsburgh	6-4	W	32-26-7	71
26	DEC. 9		MINNESOTA	4-2	W	14-9-3	31	66	MAR. 3	@	Edmonton	6-3	W	33-26-7	73
27	DEC. 11		PHILADELPHIA	5-4	W	15-9-3	33	67	MAR. 6		MONTREAL	4-2	L	33-27-7	73
28	DEC. 12	@	Calgary	9-2	L	15-10-3	33	68	MAR. 8		QUEBEC	6-3	W	34-27-7	75
29	DEC. 14		TORONTO	6-4	W	16-10-3	35	69	MAR. 10		NEW JERSEY	7-1	W	35-27-7	77
30	DEC. 16		DETROIT	5-2	W	17-10-3	37	70	MAR. 12	@	New Jersey	6-3	W	36-27-7	79
31	DEC. 18	@	NY Islanders	7-4	L	17-11-3	37	71	MAR. 14	@	Montreal	4-1	W	37-27-7	81
32	DEC. 19	@	NY Rangers	5-4	W	18-11-3	39	72	MAR. 15	@	Quebec	3-2	W	38-27-7	83
33	DEC. 22		LOS ANGELES	6-2	W	19-11-3	41	73	MAR. 17		BUFFALO	5-3	W	39-27-7	85
34	DEC. 23		LOS ANGELES	4-4	T	19-11-4	42	74	MAR. 20		MINNESOTA	5-2	W	40-27-7	87
35	DEC. 26	@	Minnesota	4-0	L	19-12-4	42	75	MAR. 23		VANCOUVER	6-4	W	41-27-7	89
36	DEC. 28	@	Buffalo	4-0	L	19-13-4	42	76	MAR. 27	@	Vancouver	5-3	W	42-27-7	91
37	DEC. 30		BOSTON	5-3	L	19-14-4	42	77	MAR. 29		CHICAGO	5-5	T	42-27-8	92
38	JAN. 1		CALGARY	5-3	L	19-15-4	42	78	MAR. 31		CALGARY	4-4	T	42-27-9	93
39	JAN. 4	@	Edmonton	7-4	L	19-16-4	42	79	APR. 6	@	Edmonton	6-5	W	43-27-9	95
40	JAN. 6		EDMONTON	7-2	L	19-17-4	42	80	APR. 7	@	Calgary	4-4	T	43-27-10	96

1985-86 WINNIPEG JETS

26-47-7 (59 points)

3rd Smythe Division

PLAYER	GP	G	A	PTS	PIM
Dale Hawerchuk	80	46	59	105	44
Laurie Boschman	77	27	42	69	241
Thomas Steen	78	17	47	64	76
Brian Mullen	79	28	34	62	38
Paul MacLean	69	27	29	56	74
Perry Turnbull	80	20	31	51	183
Randy Carlyle	68	16	33	49	93
*Ray Neufeld	60	20	28	48	62
Dave Ellett	80	15	31	46	96
Scott Arniel	80	18	25	43	40
Doug Smail	73	16	26	42	32
*Mario Marois	56	4	28	32	110
#Dave Babych	19	4	12	16	14
Tim Watters	56	6	8	14	97
Jim Nill	61	6	8	14	75
Ron Wilson	54	6	7	13	16
*Bill Derlago	27	5	5	10	6
Bengt Lundholm	16	3	5	8	6

PLAYER	GP	G	A	PTS	PIM
#Robert Picard	20	2	5	7	17
Andrew McBain	28	3	3	6	17
Dave Silk	32	2	4	6	63
Bobby Dollas	46	0	5	5	66
Jim Kyte	71	1	3	4	126
Anssi Melametsa	27	0	3	3	2
Brian Hayward	52	0	2	2	25
Ryan Stewart	3	1	0	1	0
Murray Eaves	4	1	0	1	0
Brad Berry	13	1	0	1	10
Paul Pooley	3	0	1	1	0
Dan McFall	7	0	1	1	0
#Wade Campbell	24	0	1	1	27
Dan Bouchard	32	0	1	1	38
Tom Martin	5	0	0	0	0
Marc Behrend	9	0	0	0	0
Peter Douris	11	0	0	0	0
Peter Taglianetti	18	0	0	0	48

GOALTENDER	GP	MIN	GAA	W-L-T	SO	GA	SA	SV%
Dan Bouchard	32	1696	3.79	11-14-2	2	107	790	.865
Brian Hayward	52	2721	4.79	13-28-5	0	217	1373	.842
Marc Behrend	9	422	5.83	2-5-0	0	41	220	.814

* - Acquired during season # - Relocated during season

#	DATE	H/R	OPPONENT	SCORE	RES	RECORD	PTS	#	DATE	H/R	OPPONENT	SCORE	RES	RECORD	PTS
1	OCT. 10	@	Edmonton	4-3	L	0-1-0	0	41	JAN. 3		MONTREAL	7-3	L	12-25-4	28
2	OCT. 11	@	Calgary	8-3	L	0-2-0	0	42	JAN. 5		VANCOUVER	4-0	W	13-25-4	30
3	OCT. 13		QUEBEC	5-2	L	0-3-0	0	43	JAN. 7		VANCOUVER	2-2	T	13-25-5	31
4	OCT. 16	@	Detroit	4-3	W	1-3-0	2	44	JAN. 11	@	Boston	8-4	L	13-26-5	31
5	OCT. 19	@	Toronto	4-3	W	2-3-0	4	45	JAN. 14	@	Quebec	5-4	W	14-26-5	33
6	OCT. 20		CALGARY	8-5	W	3-3-0	6	46	JAN. 15	@	Montreal	4-0	L	14-27-5	33
7	OCT. 23		EDMONTON	9-3	W	4-3-0	8	47	JAN. 17		CHICAGO	5-1	W	15-27-5	35
8	OCT. 25		WASHINGTON	7-7	T	4-3-1	9	48	JAN. 19		BOSTON	2-1	L	15-28-5	35
9	OCT. 27		DETROIT	5-3	W	5-3-1	11	49	JAN. 22	@	Buffalo	6-3	L	15-29-5	35
10	OCT. 30	@	Edmonton	7-3	L	5-4-1	11	50	JAN. 23	@	Boston	7-5	L	15-30-5	35
11	NOV. 2	@	Minnesota	3-1	W	6-4-1	13	51	JAN. 25	@	Hartford	7-2	L	15-31-5	35
12	NOV. 3		ST. LOUIS	4-3	L	6-5-1	13	52	JAN. 29		BUFFALO	5-3	W	16-31-5	37
13	NOV. 6	@	Buffalo	7-3	L	6-6-1	13	53	FEB. 1		LOS ANGELES	9-6	L	16-32-5	37
14	NOV. 8		NY RANGERS	7-3	L	6-7-1	13	54	FEB. 2		LOS ANGELES	6-3	W	17-32-5	39
15	NOV. 9		VANCOUVER	7-2	L	6-8-1	13	55	FEB. 7	@	Vancouver	5-2	L	17-33-5	39
16	NOV. 13	@	Calgary	3-3	T	6-8-2	14	56	FEB. 9	@	Vancouver	3-3	T	17-33-6	40
17	NOV. 15		NEW JERSEY	5-3	W	7-8-2	16	57	FEB. 12	@	Calgary	4-2	L	17-34-6	40
18	NOV. 17		CALGARY	5-4	L	7-9-2	16	58	FEB. 14		HARTFORD	5-4	W	18-34-6	42
19	NOV. 20		ST. LOUIS	3-1	W	8-9-2	18	59	FEB. 17	@	Philadelphia	8-4	L	18-35-6	42
20	NOV. 22	@	Pittsburgh	8-1	L	8-10-2	18	60	FEB. 19	@	Pittsburgh	5-2	L	18-36-6	42
21	NOV. 23	@	Hartford	8-1	L	8-11-2	18	61	FEB. 21		CHICAGO	5-2	L	18-37-6	42
22	NOV. 26	@	New Jersey	4-3	L	8-12-2	18	62	FEB. 23		QUEBEC	4-2	W	19-37-6	44
23	NOV. 27	@	Philadelphia	6-1	L	8-13-2	18	63	FEB. 26		EDMONTON	8-2	L	19-38-6	44
24	NOV. 29		NY ISLANDERS	4-1	L	8-14-2	18	64	FEB. 28		NY ISLANDERS	6-3	L	19-39-6	44
25	DEC. 1		PHILADELPHIA	2-1	W	9-14-2	20	65	MAR. 2	@	New Jersey	6-4	L	19-40-6	44
26	DEC. 3	@	NY Islanders	4-4	T	9-14-3	21	66	MAR. 3	@	Toronto	6-1	L	19-41-6	44
27	DEC. 4	@	NY Rangers	7-4	L	9-15-3	21	67	MAR. 5		NY RANGERS	4-1	W	20-41-6	46
28	DEC. 7		LOS ANGELES	3-2	L	9-16-3	21	68	MAR. 8	@	Minnesota	4-2	W	21-41-6	48
29	DEC. 8		LOS ANGELES	4-1	L	9-17-3	21	69	MAR. 9		PITTSBURGH	5-3	W	22-41-6	50
30	DEC. 11	@	Vancouver	6-3	W	10-17-3	23	70	MAR. 12		EDMONTON	8-5	L	22-42-6	50
31	DEC. 13		EDMONTON	6-3	L	10-18-3	23	71	MAR. 16		DETROIT	6-0	W	23-42-6	52
32	DEC. 15		TORONTO	3-3	T	10-18-4	24	72	MAR. 18	@	Edmonton	6-2	L	23-43-6	52
33	DEC. 17	@	St. Louis	8-6	L	10-19-4	24	73	MAR. 19		MONTREAL	6-4	W	24-43-6	54
34	DEC. 18	@	Chicago	5-4	L	10-20-4	24	74	MAR. 21	@	Washington	5-3	L	24-44-6	54
35	DEC. 20		WASHINGTON	7-4	W	11-20-4	26	75	MAR. 23		CALGARY	7-4	L	24-45-6	54
36	DEC. 22	@	Edmonton	7-5	W	12-20-4	28	76	MAR. 24		VANCOUVER	8-4	W	25-45-6	56
37	DEC. 23	@	Vancouver	5-3	L	12-21-4	28	77	MAR. 28	@	Calgary	6-3	L	25-46-6	56
38	DEC. 26		MINNESOTA	6-5	L	12-22-4	28	78	MAR. 31	@	Los Angeles	5-2	W	26-46-6	56
39	DEC. 28	@	Los Angeles	5-4	L	12-23-4	28	79	APR. 2	@	Los Angeles	4-4	T	26-46-7	59
40	DEC. 30	@	Los Angeles	4-2	L	12-24-4	28	80	APR. 6		CALGARY	6-4	L	26-47-7	59

1986-87 WINNIPEG JETS

40-32-8 (88 points)
3rd Smythe Division

PLAYER	GP	G	A	PTS	PIM
Dale Hawerchuk	80	47	53	100	52
Paul MacLean	72	32	42	74	75
Brian Mullen	69	19	32	51	20
Thomes Steen	75	17	33	50	59
Gilles Hamel	79	27	21	48	24
Dave Ellett	78	13	31	44	53
Mario Marois	79	4	40	44	106
Doug Smail	78	25	18	43	36
Randy Carlyle	71	16	26	42	93
Laurie Boschman	80	17	24	41	152
Ray Neufeld	80	18	18	36	105
Fredrik Olausson	72	7	29	36	26
Andrew McBain	71	11	21	32	106
Tim Watters	63	3	13	16	119
Ron Wilson	80	3	13	16	13
Jim Kyte	72	5	5	10	162
Brad Berry	52	2	8	10	60

PLAYER	GP	G	A	PTS	PIM
#Bill Derlago	30	3	6	9	12
Hannu Jarvenpaa	20	1	8	9	8
Jim Nill	36	3	4	7	52
Perry Turnbull	26	1	5	6	44
*Steve Rooney	30	2	3	5	57
Iain Duncan	6	1	2	3	0
Brad Jones	4	1	0	1	0
Tom Martin	11	1	0	1	49
Craig Endean	2	0	1	1	0
Joel Baillargeon	11	0	1	1	15
Randy Gilhen	2	0	0	0	0
Peter Taglianetti	3	0	0	0	12
Peter Douris	6	0	0	0	0
Steve Penney	7	0	0	0	7
Daniel Berthiaume	31	0	0	0	2
Eldon Reddick	48	0	0	0	8

GOALTENDER	GP	MIN	GAA	W-L-T	SO	GA	SA	SV%
Daniel Berthiaume	31	1758	3.17	18-7-3	2<	93	810	.885
Eldon Reddick	48	2762	3.24	21-21-4	1<	149	1256	.881
Steve Penney	7	327	4.59	1-4-1	0	25	134	.813

* - Acquired during season # - Relocated during season <- Daniel Berthiaume and Eldon Reddick shared one shutout

#	DATE	H/R	OPPONENT	SCORE	RES	RECORD	PTS	#	DATE	H/R	OPPONENT	SCORE	RES	RECORD	PTS
1	OCT. 9		BUFFALO	3-2	W	1-0-0	2	41	JAN. 9		HARTFORD	3-0	W	20-17-4	44
2	OCT. 12		EDMONTON	5-3	W	2-0-0	4	42	JAN. 10	@	Detroit	5-2	W	21-17-4	46
3	OCT. 14		BOSTON	2-1	L	2-1-0	4	43	JAN. 13	@	Washington	3-2	W	22-17-4	48
4	OCT. 16	@	Hartford	4-4	T	2-1-1	5	44	JAN. 14	@	Pittsburgh	4-3	W	23-17-4	50
5	OCT. 18	@	Montreal	5-3	L	2-2-1	5	45	JAN. 16	@	New Jersey	5-4	W	24-17-4	52
6	OCT. 19	@	Philadelphia	3-1	L	2-3-1	5	46	JAN. 18		MINNESOTA	5-3	W	25-17-4	54
7	OCT. 24		CALGARY	5-2	W	3-3-1	7	47	JAN. 19		VANCOUVER	5-4	W	26-17-4	56
8	OCT. 26		CHICAGO	8-4	L	3-4-1	7	48	JAN. 21		EDMONTON	5-3	L	26-18-4	56
9	OCT. 29		CALGARY	6-2	W	4-4-1	9	49	JAN. 23		TORONTO	7-5	W	27-18-4	58
10	NOV. 1	@	NY Islanders	7-4	L	4-5-1	9	50	JAN. 27	@	NY Islanders	2-2	T	27-18-5	59
11	NOV. 2	@	NY Rangers	5-4	W	5-5-1	11	51	JAN. 28	@	NY Rangers	2-1	W	28-18-5	61
12	NOV. 4	@	Quebec	6-3	W	6-5-1	13	52	JAN. 31	@	Boston	6-3	L	28-19-5	61
13	NOV. 7		ST. LOUIS	2-0	W	7-5-1	15	53	FEB. 1	@	Washington	6-4	L	28-20-5	61
14	NOV. 9		NEW JERSEY	8-1	W	8-5-1	17	54	FEB. 4		PHILADELPHIA	5-3	W	29-20-5	63
15	NOV. 11	@	Los Angeles	4-3	L	8-6-1	17	55	FEB. 6		LOS ANGELES	6-1	W	30-20-5	65
16	NOV. 13	@	Los Angeles	6-5	W	9-6-1	19	56	FEB. 8		LOS ANGELES	3-1	W	31-20-5	67
17	NOV. 14	@	Vancouver	3-2	W	10-6-1	21	57	FEB. 14	@	Montreal	5-2	L	31-21-5	67
18	NOV. 16		NY ISLANDERS	3-1	W	11-6-1	23	58	FEB. 17	@	Quebec	3-3	T	31-21-6	68
19	NOV. 18		PITTSBURGH	3-1	W	12-6-1	25	59	FEB. 18	@	Detroit	5-2	L	31-22-6	68
20	NOV. 21		LOS ANGELES	4-1	L	12-7-1	25	60	FEB. 20		BOSTON	6-2	W	32-22-6	70
21	NOV. 23		LOS ANGELES	3-2	W	13-7-1	27	61	FEB. 22		EDMONTON	5-2	W	33-22-6	72
22	NOV. 26	@	Edmonton	4-3	L	13-8-1	27	62	FEB. 24	@	Los Angeles	8-3	L	33-23-6	72
23	NOV. 27	@	Calgary	4-3	W	14-8-1	29	63	FEB. 26	@	Los Angeles	4-3	W	34-23-6	74
24	NOV. 29	@	Vancouver	6-3	W	15-8-1	31	64	FEB. 28	@	Calgary	5-3	L	34-24-6	74
25	DEC. 3		WASHINGTON	3-3	T	15-8-2	32	65	MAR. 1		CALGARY	6-3	W	35-24-6	76
26	DEC. 5		NY RANGERS	6-3	L	15-9-2	32	66	MAR. 4	@	Chicago	3-2	L	35-25-6	76
27	DEC. 7		VANCOUVER	3-1	L	15-10-2	32	67	MAR. 5	@	St. Louis	1-1	T	35-25-7	77
28	DEC. 10		EDMONTON	7-4	L	15-11-2	32	68	MAR. 8		PITTSBURGH	5-3	L	35-26-7	77
29	DEC. 12	@	Edmonton	6-1	L	15-12-2	32	69	MAR. 11		MONTREAL	2-1	W	36-26-7	79
30	DEC. 14		PHILADELPHIA	4-1	L	15-13-2	32	70	MAR. 13		HARTFORD	3-0	L	36-27-7	79
31	DEC. 17	@	Chicago	5-1	L	15-14-2	32	71	MAR. 15		DETROIT	1-1	T	36-27-8	80
32	DEC. 18	@	St. Louis	3-3	T	15-14-3	33	72	MAR. 18		NEW JERSEY	4-3	W	37-27-8	82
33	DEC. 21		QUEBEC	4-4	T	15-14-4	34	73	MAR. 20	@	Vancouver	6-5	L	37-28-8	82
34	DEC. 23	@	Edmonton	2-1	W	16-14-4	36	74	MAR. 22		VANCOUVER	3-2	W	38-28-8	84
35	DEC. 26	@	Minnesota	4-2	L	16-15-4	36	75	MAR. 25		CALGARY	10-1	W	39-28-8	86
36	DEC. 28		MINNESOTA	5-4	W	17-15-4	38	76	MAR. 26	@	Calgary	3-1	L	39-29-8	86
37	DEC. 31	@	Toronto	6-1	L	17-16-4	38	77	MAR. 29		TORONTO	6-2	L	39-30-8	86
38	JAN. 2	@	Buffalo	6-3	W	18-16-4	40	78	MAR. 31	@	Edmonton	5-4	L	39-31-8	86
39	JAN. 4		VANCOUVER	4-2	W	19-16-4	42	79	APR. 3	@	Vancouver	6-4	L	39-32-8	86
40	JAN. 7		BUFFALO	4-2	L	19-17-4	42	80	APR. 5	@	Calgary	3-1	W	40-32-8	88

1987-88 WINNIPEG JETS

33-36-11 (77 points)

3rd Smythe Division

PLAYER	GP	G	A	PTS	PIM
Dale Hawerchuk	80	44	77	121	59
Paul MacLean	77	40	39	79	76
Andrew McBain	74	32	31	63	145
Randy Carlyle	78	15	44	59	210
Dave Ellett	68	13	45	58	106
Thomas Steen	76	16	38	54	53
Mario Marois	79	7	44	51	111
Laurie Boschman	80	25	23	48	227
Iain Duncan	62	19	23	42	73
Ray Neufeld	78	18	18	36	167
Doug Smail	71	15	16	31	34
Peter Taglianetti	70	6	17	23	182
Gilles Hamel	63	8	11	19	35
Hannu Jarvenpaa	41	6	11	17	34
Fredrik Olausson	38	5	10	15	18
Steve Rooney	56	7	6	13	217
Ron Wilson	69	5	8	13	28
*Mark Kumpel	32	4	4	8	19

PLAYER	GP	G	A	PTS	PIM
Brad Jones	19	2	5	7	15
Brad Berry	48	0	6	6	75
Randy Gilhen	13	3	2	5	15
Pat Elynuik	13	1	3	4	12
Jim Kyte	51	1	3	4	128
Peter Douris	4	0	2	2	0
Daniel Berthiaume	56	0	2	2	12
Joel Baillargeon	4	0	1	1	12
#Jim Nill	24	0	1	1	44
Todd Fliche	2	0	0	0	2
Alfie Turcotte	3	0	0	0	0
Guy Gosselin	5	0	0	0	6
*Paul Boutilier	6	0	0	0	6
Steve Penney	8	0	0	0	0
Dwight Schofield	18	0	0	0	33
Eldon Reddick	28	0	0	0	6
Tim Watters	36	0	0	0	106

GOALTENDER	GP	MIN	GAA	W-L-T	SO	GA	SA	SV%
Daniel Berthiaume	56	3010	3.51	22-19-7	2	176	1489	.882
Eldon Reddick	28	1487	4.12	9-13-3	0	102	712	.857
Steve Penney	8	385	4.68	2-4-1	0	30	186	.839

* - Acquired during season # - Relocated during season

#	DATE	H/R	OPPONENT	SCORE	RES	RECORD	PTS	#	DATE	H/R	OPPONENT	SCORE	RES	RECORD	PTS
1	OCT. 10	@	Calgary	5-1	W	1-0-0	2	41	JAN. 12	@	Vancouver	5-3	W	18-18-5	41
2	OCT. 12		CALGARY	3-2	W	2-0-0	4	42	JAN. 13	@	Vancouver	8-2	L	18-19-5	41
3	OCT. 17	@	Minnesota	5-2	W	3-0-0	6	43	JAN. 15	@	Edmonton	4-4	T	18-19-6	42
4	OCT. 18	@	Chicago	6-4	L	3-1-0	6	44	JAN. 17		VANCOUVER	6-5	L	18-20-6	42
5	OCT. 20	@	St. Louis	6-2	L	3-2-0	6	45	JAN. 19		ST. LOUIS	3-0	W	19-20-6	44
6	OCT. 23		LOS ANGELES	4-3	W	4-2-0	8	46	JAN. 23		LOS ANGELES	5-3	W	20-20-6	46
7	OCT. 25		LOS ANGELES	2-1	L	4-3-0	8	47	JAN. 24		LOS ANGELES	2-1	L	20-21-6	46
8	OCT. 28		DETROIT	5-1	L	4-4-0	8	48	JAN. 26	@	Washington	3-2	W	21-21-6	48
9	OCT. 30		WASHINGTON	3-2	W	5-4-0	10	49	JAN. 27	@	Pittsburgh	4-1	W	22-21-6	50
10	NOV. 1		VANCOUVER	7-3	W	6-4-0	12	50	JAN. 30	@	Philadelphia	4-3	L	22-22-6	50
11	NOV. 4	@	Toronto	7-3	L	6-5-0	12	51	JAN. 31	@	Buffalo	4-4	T	22-22-7	51
12	NOV. 6		CHICAGO	6-3	W	7-5-0	14	52	FEB. 3		CALGARY	9-0	W	23-22-7	53
13	NOV. 8		VANCOUVER	3-1	W	8-5-0	16	53	FEB. 5		CHICAGO	1-1	T	23-22-8	54
14	NOV. 10		CALGARY	4-3	W	9-5-0	18	54	FEB. 6	@	Minnesota	8-8	T	23-22-9	55
15	NOV. 12	@	New Jersey	1-1	T	9-5-1	19	55	FEB. 12		BUFFALO	7-5	W	24-22-9	57
16	NOV. 14	@	NY Islanders	7-3	L	9-6-1	19	56	FEB. 14		QUEBEC	3-2	W	25-22-9	59
17	NOV. 15	@	NY Rangers	6-4	L	9-7-1	19	57	FEB. 16	@	Quebec	7-3	W	26-22-9	61
18	NOV. 18		BOSTON	4-3	L	9-8-1	19	58	FEB. 17	@	Hartford	4-3	L	26-23-9	61
19	NOV. 20		NY RANGERS	4-3	L	9-9-1	19	59	FEB. 19		WASHINGTON	6-0	L	26-24-9	61
20	NOV. 22		EDMONTON	4-3	W	10-9-1	21	60	FEB. 21		EDMONTON	4-3	L	26-25-9	61
21	NOV. 25	@	Detroit	10-8	L	10-10-1	21	61	FEB. 23	@	Pittsburgh	4-3	W	27-25-9	63
22	NOV. 26	@	Boston	5-3	L	10-11-1	21	62	FEB. 24	@	New Jersey	3-1	W	28-25-9	65
23	NOV. 28		MONTREAL	7-3	L	10-12-1	21	63	FEB. 27	@	Montreal	6-0	L	28-26-9	65
24	DEC. 1	@	Los Angeles	7-6	W	11-12-1	23	64	FEB. 28	@	Buffalo	5-3	L	28-27-9	65
25	DEC. 3	@	Los Angeles	5-4	W	12-12-1	25	65	MAR. 1		HARTFORD	6-3	W	29-27-9	67
26	DEC. 9	@	Edmonton	2-0	L	12-13-1	25	66	MAR. 3		VANCOUVER	4-3	W	30-27-9	69
27	DEC. 11		QUEBEC	3-3	T	12-13-2	26	67	MAR. 5	@	Toronto	10-1	W	31-27-9	71
28	DEC. 13		PHILADELPHIA	4-3	L	12-14-2	26	68	MAR. 7		EDMONTON	6-0	L	31-28-9	71
29	DEC. 16	@	Calgary	5-4	L	12-15-2	26	69	MAR. 9		CALGARY	6-6	T	31-28-10	72
30	DEC. 18	@	Edmonton	5-5	T	12-15-3	27	70	MAR. 10	@	Calgary	5-3	L	31-29-10	72
31	DEC. 20		NEW JERSEY	4-1	W	13-15-3	29	71	MAR. 13		PITTSBURGH	5-4	L	31-30-10	72
32	DEC. 22		NY ISLANDERS	5-2	W	14-15-3	31	72	MAR. 16		MONTREAL	4-1	L	31-31-10	72
33	DEC. 26		MINNESOTA	5-4	W	15-15-3	33	73	MAR. 19	@	Edmonton	4-1	L	31-32-10	72
34	DEC. 28	@	Los Angeles	5-2	W	16-15-3	35	74	MAR. 20		NY ISLANDERS	6-0	L	31-33-10	72
35	DEC. 30	@	Los Angeles	6-4	L	16-16-3	35	75	MAR. 22	@	Hartford	4-3	L	31-34-10	72
36	DEC. 31	@	Vancouver	2-1	L	16-17-3	35	76	MAR. 24	@	Boston	4-3	L	31-35-10	72
37	JAN. 3		DETROIT	4-4	T	16-17-4	36	77	MAR. 26	@	Philadelphia	6-0	L	31-36-10	72
38	JAN. 6	@	Calgary	6-1	L	16-18-4	36	78	MAR. 29	@	Vancouver	3-2	W	32-36-10	74
39	JAN. 8		EDMONTON	4-4	T	16-18-5	37	79	APR. 1		NY RANGERS	6-6	T	32-36-11	75
40	JAN. 10		TORONTO	4-3	W	17-18-5	39	80	APR. 3		ST. LOUIS	5-4	W	33-36-11	77

1988-89 WINNIPEG JETS

26-42-12 (64 points)

5th Smythe Division

PLAYER	GP	G	A	PTS	PIM
Dale Hawerchuk	75	41	55	96	28
Thomas Steen	80	27	61	88	80
Andrew McBain	80	37	40	77	71
Brent Ashton	75	31	37	68	36
Fredrik Olausson	75	15	47	62	32
Dave Ellett	75	22	34	56	62
Pat Elynuik	56	26	25	51	29
Iain Duncan	57	14	30	44	74
Randy Carlyle	78	6	38	44	78
Laurie Boschman	70	10	26	36	163
Doug Smail	47	14	15	29	52
*Paul Fenton	59	14	9	23	33
*Gord Donnelly	57	6	10	16	228
Peter Taglianetti	66	1	14	15	226
Teppo Numminen	69	1	14	15	36
Jim Kyte	74	3	9	12	190
Brad Jones	22	6	5	11	6
Hannu Jarvenpaa	53	4	7	11	41
Brad Berry	38	0	9	9	45
Randy Gilhen	64	5	3	8	38
#Ray Neufeld	31	5	2	7	52

PLAYER	GP	G	A	PTS	PIM
Brent Hughes	28	3	2	5	82
#Dave Hunter	34	3	1	4	61
Alfie Turcotte	14	1	3	4	2
#Alain Chevrier	22	0	4	4	2
Stu Kulak	18	2	0	2	24
#Mario Marois	7	1	1	2	17
Markku Kyllonen	9	0	2	2	2
Tony Joseph	2	1	0	1	0
*Moe Lemay	10	1	0	1	14
Guy Larose	3	0	1	1	6
Eldon Reddick	41	0	1	1	6
Darren Boyko	1	0	0	0	0
Todd Flichel	1	0	0	0	0
#Gilles Hamel	1	0	0	0	0
Tom Draper	2	0	0	0	0
Matt Hervey	2	0	0	0	4
Bryan Marchment	2	0	0	0	2
Paul Boutilier	3	0	0	0	4
Steve Fletcher	3	0	0	0	5
Daniel Berthiaume	9	0	0	0	0
Bob Essensa	20	0	0	0	0

GOALTENDER	GP	MIN	GAA	W-L-T	SO	GA	SA	SV%
Bob Essensa	20	1102	3.70	6-8-3	1	68	574	.882
Eldon Reddick	41	2109	4.10	11-17-7	0	144	1132	.873
#Alain Chevrier	22	1092	4.29	8-8-2	1	78	554	.859
Daniel Berthiaume	9	443	5.96	0-8-0	0	4	255	.827
Tom Draper	2	120	6.00	1-1-0	0	12	66	.818

* - Acquired during season # - Relocated during season

#	DATE	H/R	OPPONENT	SCORE	RES	RECORD	PTS	#	DATE	H/R	OPPONENT	SCORE	RES	RECORD	PTS
1	OCT. 6	@	Vancouver	2-2	T	0-0-1	0	41	JAN. 13	@	Vancouver	3-1	W	16-16-9	41
2	OCT. 9	@	Edmonton	5-4	L	0-1-1	1	42	JAN. 15		MINNESOTA	4-1	L	16-17-9	41
3	OCT. 12	@	Chicago	10-1	L	0-2-1	1	43	JAN. 18		EDMONTON	9-4	L	16-18-9	41
4	OCT. 14		VANCOUVER	4-3	W	1-2-1	3	44	JAN. 20		PITTSBURGH	7-3	W	17-18-9	43
5	OCT. 16		EDMONTON	3-3	T	1-2-2	4	45	JAN. 21		PHILADELPHIA	7-3	L	17-19-9	43
6	OCT. 19		BOSTON	5-2	L	1-3-2	4	46	JAN. 25	@	Pittsburgh	5-4	L	17-20-9	43
7	OCT. 23		WASHINGTON	3-2	W	2-3-2	6	47	JAN. 26	@	NY Islanders	8-6	L	17-21-9	43
8	OCT. 28		LOS ANGELES	7-4	L	2-4-2	6	48	JAN. 28	@	Boston	4-3	W	18-21-9	45
9	OCT. 30		LOS ANGELES	8-4	W	3-4-2	8	49	JAN. 31	@	St. Louis	5-3	L	18-22-9	45
10	NOV. 1	@	NY Islanders	8-1	W	4-4-2	10	50	FEB. 1	@	Chicago	7-4	L	18-23-9	45
11	NOV. 3	@	New Jersey	3-3	T	4-4-3	11	51	FEB. 3		BOSTON	4-2	L	18-24-9	45
12	NOV. 5	@	Montreal	7-2	L	4-5-3	11	52	FEB. 5		DETROIT	6-2	L	18-25-9	45
13	NOV. 8	@	Quebec	8-4	W	5-5-3	13	53	FEB. 9	@	NY Rangers	4-3	L	18-26-9	45
14	NOV. 11		CHICAGO	6-5	L	5-6-3	13	54	FEB. 11	@	Hartford	7-3	L	18-27-9	45
15	NOV. 13		MONTREAL	7-3	W	6-6-3	15	55	FEB. 13	@	Detroit	2-2	T	18-27-10	46
16	NOV. 16	@	EDMONTON	2-1	W	7-6-3	17	56	FEB. 15		CALGARY	6-1	L	18-28-10	46
17	NOV. 18		TORONTO	3-0	W	8-6-3	19	57	FEB. 17		NEW JERSEY	3-2	W	19-28-10	48
18	NOV. 20		EDMONTON	7-4	W	9-6-3	21	58	FEB. 19		HARTFORD	7-6	W	20-28-10	50
19	NOV. 25	@	Detroit	6-3	L	9-7-3	21	59	FEB. 21	@	Quebec	4-3	L	20-29-10	50
20	NOV. 26	@	St. Louis	4-4	T	9-7-4	22	60	FEB. 22	@	Montreal	6-3	L	20-30-10	50
21	NOV. 29		NY RANGERS	4-3	L	9-8-4	22	61	FEB. 24	@	Buffalo	5-4	L	20-31-10	50
22	DEC. 2		VANCOUVER	6-3	W	10-8-4	24	62	FEB. 26		CALGARY	1-0	W	21-31-10	52
23	DEC. 4		CALGARY	6-3	L	10-9-4	24	63	MAR. 1		PHILADELPHIA	4-4	T	21-31-11	53
24	DEC. 6	@	Los Angeles	5-4	W	11-9-4	26	64	MAR. 3		EDMONTON	7-4	L	21-32-11	53
25	DEC. 8	@	Los Angeles	5-5	T	11-9-5	27	65	MAR. 5		NY ISLANDERS	4-3	L	21-33-11	53
26	DEC. 10	@	Edmonton	7-6	W	12-9-5	29	66	MAR. 7	@	Calgary	9-5	L	21-34-11	53
27	DEC. 11	@	Vancouver	8-6	L	12-10-5	29	67	MAR. 8	@	Vancouver	3-0	L	21-35-11	53
28	DEC. 14		BUFFALO	4-3	W	13-10-5	31	68	MAR. 10		PITTSBURGH	5-1	L	21-36-11	53
29	DEC. 17	@	Washington	6-3	L	13-11-5	31	69	MAR. 12		TORONTO	9-7	W	22-36-11	55
30	DEC. 18	@	Philadelphia	5-1	L	13-12-5	31	70	MAR. 14	@	Washington	6-3	L	22-37-11	55
31	DEC. 21		NEW JERSEY	5-5	T	13-12-6	32	71	MAR. 15	@	NY Rangers	6-3	W	23-37-11	57
32	DEC. 23		QUEBEC	5-4	L	13-13-6	32	72	MAR. 18	@	Toronto	10-2	W	24-37-11	59
33	DEC. 26	@	Minnesota	5-1	L	13-14-6	32	73	MAR. 20		BUFFALO	4-1	L	24-38-11	59
34	DEC. 28		ST. LOUIS	6-2	W	14-14-6	34	74	MAR. 23	@	Edmonton	5-4	L	24-39-11	59
35	DEC. 31	@	Calgary	4-4	T	14-14-7	35	75	MAR. 24		CALGARY	4-3	W	25-39-11	61
36	JAN. 4		VANCOUVER	4-2	W	15-14-7	37	76	MAR. 26		VANCOUVER	7-3	L	25-40-11	61
37	JAN. 6		LOS ANGELES	4-4	T	15-14-8	38	77	MAR. 28	@	Los Angeles	3-3	T	25-40-12	62
38	JAN. 8		LOS ANGELES	4-4	T	15-14-9	39	78	MAR. 29	@	Los Angeles	2-1	L	25-41-12	62
39	JAN. 10		HARTFORD	2-1	L	15-15-9	39	79	MAR. 31	@	Calgary	4-1	L	25-42-12	62
40	JAN. 11	@	Calgary	8-3	L	15-16-9	39	80	APR. 2		MINNESOTA	3-2	W	26-42-12	64

1989-90 WINNIPEG JETS

37-32-11 (85 points)

3rd Smythe Division

PLAYER	GP	G	A	PTS	PIM
Dale Hawerchuk	79	26	55	81	70
Pat Elynuik	80	32	42	74	83
Thomas Steen	53	18	48	66	35
Brent Ashton	79	22	34	56	37
Fredrik Olausson	77	9	46	55	32
Dave McLlwain	80	25	26	51	60
Paul Fenton	80	32	18	50	40
Doug Smail	79	25	24	49	63
Greg Paslawski	71	18	30	48	14
Dave Ellett	77	17	29	46	96
Teppo Numminen	79	11	32	43	20
Moe Mantha	73	2	26	28	28
Laurie Boschman	66	10	17	27	103
*Doug Evans	27	10	8	18	33
Randy Carlyle	53	3	15	18	50
Mark Kumpel	56	8	9	17	21
*Paul MacDermid	44	7	10	17	100

PLAYER	GP	G	A	PTS	PIM
Phil Sykes	48	9	6	15	26
#Randy Cunneyworth	28	5	6	11	34
Peter Taglianetti	49	3	6	9	136
Gord Donnelly	55	3	3	6	222
Shawn Cronin	61	0	4	4	243
Brent Hughes	11	1	2	3	33
Brad Berry	12	1	2	3	6
Danton Cole	2	1	1	2	0
Bryan Marchment	7	0	2	2	28
Brian McReynolds	9	0	2	2	4
Bob Essensa	36	0	2	2	0
Todd Flichel	3	0	1	1	2
#Daniel Berthiaume	24	0	1	1	6
Brad Jones	2	0	0	0	0
Tom Draper	6	0	0	0	0
Stephane Beauregard	19	0	0	0	4

GOALTENDER	GP	MIN	GAA	W-L-T	SO	GA	SA	SV%
Bob Essensa	36	2035	3.15	18-9-5	1	107	988	.892
Stephane Beauregard	19	1079	3.28	7-8-3	0	59	570	.896
#Daniel Berthiaume	24	1387	3.72	10-11-3	1	86	667	.871
Tom Draper	6	359	4.35	2-4-0	0	26	153	.830

* - Acquired during season # - Relocated during season

#	DATE	H/R	OPPONENT	SCORE	RES	RECORD	PTS	#	DATE	H/R	OPPONENT	SCORE	RES	RECORD	PTS
1	OCT. 6		NY RANGERS	4-1	L	0-1-0	0	41	JAN. 8	@	New Jersey	4-3	W	19-17-5	43
2	OCT. 8		PHILADELPHIA	5-3	W	1-1-0	2	42	JAN. 10		WASHINGTON	6-1	W	20-17-5	45
3	OCT. 10	@	Pittsburgh	5-1	L	1-2-0	2	43	JAN. 12		DETROIT	7-5	W	21-17-5	47
4	OCT. 12	@	Detroit	5-4	L	1-3-0	2	44	JAN. 14		ST. LOUIS	6-5	W	22-17-5	49
5	OCT. 14	@	Toronto	5-1	W	2-3-0	4	45	JAN. 16		QUEBEC	8-6	L	22-18-5	49
6	OCT. 18	@	Edmonton	7-2	L	2-4-0	4	46	JAN. 17	@	Edmonton	6-3	L	22-19-5	49
7	OCT. 20		CHICAGO	4-2	L	2-5-0	4	47	JAN. 19		NY ISLANDERS	6-4	L	22-20-5	49
8	OCT. 22		EDMONTON	5-4	W	3-5-0	6	48	JAN. 23	@	Washington	4-3	W	23-20-5	51
9	OCT. 25		WASHINGTON	6-4	W	4-5-0	8	49	JAN. 25	@	Philadelphia	8-6	L	23-21-5	51
10	OCT. 27		LOS ANGELES	3-1	L	4-6-0	8	50	JAN. 27	@	St. Louis	3-3	T	23-21-6	52
11	OCT. 29		LOS ANGELES	6-1	W	5-6-0	10	51	JAN. 29	@	Minnesota	4-2	L	23-22-6	52
12	NOV. 1	@	Calgary	5-3	L	5-7-0	10	52	JAN. 31		TORONTO	5-5	T	23-22-7	53
13	NOV. 3	@	Vancouver	3-2	W	6-7-0	12	53	FEB. 2		VANCOUVER	8-1	W	24-22-7	55
14	NOV. 5	@	Chicago	4-3	L	6-8-0	12	54	FEB. 4		CHICAGO	7-3	W	25-22-7	57
15	NOV. 8		VANCOUVER	3-2	W	7-8-0	14	55	FEB. 6	@	Vancouver	5-3	L	25-23-7	57
16	NOV. 10		HARTFORD	4-2	L	7-9-0	14	56	FEB. 8	@	Los Angeles	5-1	W	26-23-7	59
17	NOV. 12		CALGARY	3-2	W	8-9-0	16	57	FEB. 11	@	Edmonton	7-4	L	26-24-7	59
18	NOV. 14	@	Quebec	5-3	W	9-9-0	18	58	FEB. 14		BOSTON	3-2	W	27-24-7	61
19	NOV. 15	@	Montreal	5-1	L	9-10-0	18	59	FEB. 16		PITTSBURGH	3-3	T	27-24-8	62
20	NOV. 18	@	Philadelphia	1-0	W	10-10-0	20	60	FEB. 18		CALGARY	5-1	W	28-24-8	64
21	NOV. 20	@	NY Rangers	3-3	T	10-10-1	21	61	FEB. 20		BUFFALO	4-3	L	28-25-8	64
22	NOV. 21	@	NY Islanders	4-3	W	11-10-1	23	62	FEB. 22	@	New Jersey	4-2	W	29-25-8	66
23	NOV. 23		ST. LOUIS	5-2	L	11-11-1	23	63	FEB. 24	@	Hartford	3-1	W	30-25-8	68
24	NOV. 25		NEW JERSEY	3-1	L	11-12-1	23	64	FEB. 25	@	Buffalo	3-1	L	30-26-8	68
25	NOV. 29		NY RANGERS	5-4	W	12-12-1	25	65	FEB. 27	@	Minnesota	8-3	L	30-27-8	68
26	DEC. 1		DETROIT	3-3	T	12-12-2	26	66	MAR. 2		LOS ANGELES	9-3	W	31-27-8	70
27	DEC. 2		NY ISLANDERS	6-3	L	12-13-2	26	67	MAR. 4		LOS ANGELES	5-2	W	32-27-8	72
28	DEC. 6	@	Calgary	4-3	W	13-13-2	28	68	MAR. 7		QUEBEC	6-3	W	33-27-8	74
29	DEC. 8		MONTREAL	6-6	T	13-13-3	29	69	MAR. 9		EDMONTON	7-5	W	34-27-8	76
30	DEC. 10		CALGARY	4-1	W	14-13-3	31	70	MAR. 11		CALGARY	6-4	L	34-28-8	76
31	DEC. 13		VANCOUVER	3-3	T	14-13-4	32	71	MAR. 12	@	Calgary	5-4	L	34-29-8	76
32	DEC. 15	@	Detroit	3-3	T	14-13-5	33	72	MAR. 15	@	Boston	3-3	T	34-29-9	77
33	DEC. 19	@	Los Angeles	9-5	L	14-14-5	33	73	MAR. 17	@	Toronto	5-4	W	35-29-9	79
34	DEC. 21	@	Edmonton	3-2	L	14-15-5	33	74	MAR. 18	@	Buffalo	4-3	L	35-30-9	79
35	DEC. 26		MINNESOTA	5-3	W	15-15-5	35	75	MAR. 21		MONTREAL	3-2	W	36-30-9	81
36	DEC. 29	@	Calgary	2-1	W	16-15-5	37	76	MAR. 23		VANCOUVER	4-2	L	36-31-9	81
37	DEC. 31		EDMONTON	3-2	W	17-15-5	39	77	MAR. 25	@	Vancouver	3-3	T	36-31-10	82
38	JAN. 3	@	Hartford	4-2	W	18-15-5	41	78	MAR. 27	@	Los Angeles	4-4	T	36-31-11	83
39	JAN. 4	@	Boston	4-2	L	18-16-5	41	79	MAR. 29	@	Los Angeles	1-0	W	37-31-11	85
40	JAN. 6	@	Pittsburgh	5-3	L	18-17-5	41	80	APR. 1		EDMONTON	4-2	L	37-32-11	85

1990-91 WINNIPEG JETS

26-43-11 (63 points)
5th Smythe Division

PLAYER	GP	G	A	PTS	PIM
Phil Housley	78	23	53	76	24
Thomas Steen	58	19	48	67	49
Pat Elynuik	80	31	34	65	73
*Ed Olczyk	61	26	31	57	69
Fredrik Olausson	71	12	29	41	24
Paul MacDermid	69	15	21	36	128
Brent Ashton	61	12	24	36	58
Doug Evans	70	7	27	34	108
Teppo Numminen	80	8	25	33	28
Randy Carlyle	52	9	19	28	44
Dave McLlwain	60	14	11	25	46
Danton Cole	66	13	11	24	24
Moe Mantha	57	9	15	24	33
Phil Sykes	70	12	10	22	59
Scott Arniel	75	5	17	22	87
#Greg Paslawski	43	9	10	19	10
*Mark Osborne	37	8	8	16	59
#Dave Ellett	17	4	7	11	6
Mark Kumpel	53	7	3	10	10

PLAYER	GP	G	A	PTS	PIM
Mike Eagles	44	0	9	9	79
#Paul Fenton	17	4	4	8	18
Gord Donnelly	57	3	4	7	265
Bryan Erickson	6	0	7	7	0
Shawn Cronin	67	1	5	6	189
Sergei Kharin	7	2	3	5	2
Bryan Marchment	28	2	2	4	91
#Doug Smail	15	1	2	3	10
*Don Barber	16	1	2	3	14
Bob Essensa	55	0	3	3	6
Craig Duncanson	7	2	0	2	16
Kris Draper	3	1	0	1	5
Luciano Borsato	1	0	1	1	2
Stephane Beauregard	16	0	1	1	2
Rick Tabaracci	24	0	1	1	8
Rudy Poeschek	1	0	0	0	5
Iain Duncan	2	0	0	0	2
Simon Wheeldon	4	0	0	0	4
Guy Larose	7	0	0	0	8

GOALTENDER	GP	MIN	GAA	W-L-T	SO	GA	SA	SV%
Bob Essensa	55	2916	3.15	19-24-6	4	153	1496	.898
Rick Tabaracci	24	1093	3.90	4-9-4	1	71	570	.875
Stephane Beauregard	16	836	3.95	3-10-1	0	55	423	.870

* - Acquired during season # - Relocated during season

#	DATE	H/R	OPPONENT	SCORE	RES	RECORD	PTS	#	DATE	H/R	OPPONENT	SCORE	RES	RECORD	PTS
1	OCT. 4		TORONTO	7-1	W	1-0-0	2	41	DEC. 28		BOSTON	6-0	W	12-22-7	31
2	OCT. 6	@	Edmonton	3-3	T	1-0-1	3	42	DEC. 31		VANCOUVER	2-1	W	13-22-7	33
3	OCT. 8		CALGARY	4-3	L	1-1-1	3	43	JAN. 2		CALGARY	3-3	T	13-22-8	34
4	OCT. 10		BOSTON	4-2	L	1-2-1	3	44	JAN. 4	@	Buffalo	4-1	L	13-23-8	34
5	OCT. 12	@	Washington	3-1	L	1-3-1	3	45	JAN. 5	@	Hartford	4-3	L	13-24-8	34
6	OCT. 13	@	Philadelphia	4-3	L	1-4-1	3	46	JAN. 7	@	Boston	5-2	L	13-25-8	34
7	OCT. 16	@	NY Islanders	4-1	L	1-5-1	3	47	JAN. 11		CHICAGO	3-1	L	13-26-8	34
8	OCT. 17	@	NY Rangers	5-3	L	1-6-1	3	48	JAN. 13		CALGARY	4-3	W	14-26-8	36
9	OCT. 19		VANCOUVER	7-5	W	2-6-1	5	49	JAN. 15	@	Calgary	7-5	L	14-27-8	36
10	OCT. 24		EDMONTON	3-1	W	3-6-1	7	50	JAN. 16	@	Vancouver	2-1	W	15-27-8	38
11	OCT. 26		LOS ANGELES	6-2	W	4-6-1	9	51	JAN. 21		MINNESOTA	2-0	W	16-27-8	40
12	OCT. 28		LOS ANGELES	6-2	L	4-7-1	9	52	JAN. 25		NY ISLANDERS	8-1	W	17-27-8	42
13	OCT. 31	@	Edmonton	1-0	W	5-7-1	11	53	JAN. 27		EDMONTON	3-2	L	17-28-8	42
14	NOV. 1	@	Calgary	2-1	L	5-8-1	11	54	JAN. 29	@	Quebec	5-2	W	18-28-8	44
15	NOV. 3	@	Vancouver	5-3	W	6-8-1	13	55	JAN. 30	@	Montreal	8-4	L	18-29-8	44
16	NOV. 6		PHILADELPHIA	4-2	L	6-9-1	13	56	FEB. 2	@	Washington	4-2	W	19-29-8	46
17	NOV. 9		HARTFORD	5-4	W	7-9-1	15	57	FEB. 3	@	NY Rangers	4-3	W	20-29-8	48
18	NOV. 11	@	Chicago	3-3	T	7-9-2	16	58	FEB. 6		TORONTO	5-5	T	20-29-9	49
19	NOV. 12	@	Toronto	5-2	L	7-10-2	16	59	FEB. 8		PITTSBURGH	6-2	W	21-29-9	51
20	NOV. 14		PITTSBURGH	6-4	L	7-11-2	16	60	FEB. 10		BUFFALO	2-0	L	21-30-9	51
21	NOV. 16		NY RANGERS	6-4	L	7-12-2	16	61	FEB. 12	@	Detroit	6-1	L	21-31-9	51
22	NOV. 18		ST. LOUIS	4-3	W	8-12-2	18	62	FEB. 14	@	New Jersey	3-3	T	21-31-10	52
23	NOV. 20	@	St. Louis	4-2	L	8-13-2	18	63	FEB. 17		QUEBEC	6-0	W	22-31-10	54
24	NOV. 22	@	NY Islanders	3-1	L	8-14-2	18	64	FEB. 20		VANCOUVER	5-5	T	22-31-11	55
25	NOV. 24	@	Quebec	11-4	W	9-14-2	20	65	FEB. 22		LOS ANGELES	6-4	L	22-32-11	55
26	NOV. 25	@	Montreal	4-3	L	9-15-2	20	66	FEB. 24		LOS ANGELES	5-3	L	22-33-11	55
27	NOV. 28		CALGARY	2-2	T	9-15-3	21	67	FEB. 26		HARTFORD	5-4	W	23-33-11	57
28	NOV. 30		MINNESOTA	4-2	L	9-16-3	21	68	FEB. 28	@	Los Angeles	4-2	L	23-34-11	57
29	DEC. 2		VANCOUVER	5-1	L	9-17-3	21	69	MAR. 2	@	Los Angeles	6-3	L	23-35-11	57
30	DEC. 3		NEW JERSEY	4-4	T	9-17-4	22	70	MAR. 5		EDMONTON	5-4	L	23-36-11	57
31	DEC. 5	@	Los Angeles	3-3	T	9-17-5	23	71	MAR. 8		WASHINGTON	2-1	L	23-37-11	57
32	DEC. 8	@	Los Angeles	4-4	T	9-17-6	24	72	MAR. 10		NEW JERSEY	4-3	W	24-37-11	59
33	DEC. 11	@	St. Louis	3-3	T	9-17-7	25	73	MAR. 12	@	Calgary	5-3	L	24-38-11	59
34	DEC. 13	@	Chicago	5-4	L	9-18-7	25	74	MAR. 13		BUFFALO	6-2	L	24-39-11	59
35	DEC. 15		MONTREAL	4-2	W	10-18-7	27	75	MAR. 15		EDMONTON	4-3	W	25-39-11	61
36	DEC. 16		PHILADELPHIA	4-2	L	10-19-7	27	76	MAR. 18	@	Calgary	4-3	L	25-40-11	61
37	DEC. 18	@	Pittsburgh	9-2	L	10-20-7	27	77	MAR. 22	@	Vancouver	3-1	L	25-41-11	61
38	DEC. 20	@	Detroit	3-1	L	10-21-7	27	78	MAR. 23	@	Edmonton	3-0	W	26-41-11	63
39	DEC. 22		DETROIT	5-2	L	10-22-7	27	79	MAR. 28	@	Vancouver	3-2	L	26-42-11	63
40	DEC. 26	@	Minnesota	6-4	W	11-22-7	29	80	MAR. 31	@	Edmonton	6-3	L	26-43-11	63

1991-92 WINNIPEG JETS

33-32-15 (81 points)
4th Smythe Division

PLAYER	GP	G	A	PTS	PIM
Phil Housley	74	23	63	86	92
Ed Olczyk	64	32	33	65	67
Fredrik Olausson	77	20	42	62	34
Pat Elynuik	60	25	25	50	65
Troy Murray	74	17	30	47	69
*Darrin Shannon	68	13	26	39	41
Teppo Numminen	80	5	34	39	32
Thomas Steen	38	13	25	38	29
Luciano Borsato	56	15	21	36	45
#Paul MacDermid	59	10	11	21	151
Stu Barnes	46	8	9	17	26
Mike Eagles	65	7	10	17	118
#Mark Osborne	43	4	12	16	65
Doug Evans	30	7	7	14	68
Danton Cole	52	7	5	12	32
Igor Ulanov	27	2	9	11	67
Randy Carlyle	66	1	9	10	54
Aaron Broten	25	4	5	9	14
Mike Hartman	75	4	4	8	264
Keith Tkachuk	17	3	5	8	28
Russ Romaniuk	27	3	5	8	18
John Leblanc	16	6	1	7	6
Evgeny Davydov	12	4	3	7	8

PLAYER	GP	G	A	PTS	PIM
Phil Sykes	52	4	2	6	72
Bryan Erickson	10	2	4	6	0
Dean Kennedy	18	2	4	6	21
*Mike Lalor	15	2	3	5	14
*Petri Skriko	15	2	3	5	4
*Mario Marois	34	1	3	4	34
#Moe Mantha	12	0	4	4	6
Shawn Cronin	65	0	4	4	271
*Lucien DeBlois	11	1	2	3	2
#Don Barber	11	0	3	3	4
Kris Draper	10	2	0	2	2
#Dave McLlwain	3	1	1	2	2
Bob Essensa	47	0	2	2	2
#Brent Ashton	7	1	0	1	4
Rob Murray	9	0	1	1	18
Rick Tabaracci	18	0	1	1	4
Bob Joyce	1	0	0	0	0
Michael O'Neill	1	0	0	0	0
Jason Cirone	3	0	0	0	2
#Gord Donnelly	4	0	0	0	11
Rudy Poeschek	4	0	0	0	17
Kent Paynter	5	0	0	0	4
Stephane Beaugard	26	0	0	0	0

GOALTENDER	GP	MIN	GAA	W-L-T	SO	GA	SA	SV%
Bob Essensa	47	2627	2.88	21-17-6	5	126	1407	.910
Stephane Beaugard	26	1267	2.89	6-8-6	2	61	611	.900
Rick Tabaracci	18	966	3.23	6-7-3	0	52	470	.889
Michael O'Neill	1	13	4.62	0-0-0	0	1	7	.857

* - Acquired during season # - Relocated during season

#	DATE	H/R	OPPONENT	SCORE	RES	RECORD	PTS	#	DATE	H/R	OPPONENT	SCORE	RES	RECORD	PTS
1	OCT. 4		LOS ANGELES	6-3	L	0-1-0	0	41	JAN. 2	@	Boston	3-1	W	17-16-8	42
2	OCT. 6		CALGARY	5-3	W	1-1-0	2	42	JAN. 4	@	Pittsburgh	3-2	L	17-17-8	42
3	OCT. 8		VANCOUVER	3-2	L	1-2-0	2	43	JAN. 6	@	NY Rangers	4-2	L	17-18-8	42
4	OCT. 10	@	San Jose	5-4	W	2-2-0	4	44	JAN. 8		EDMONTON	5-2	W	18-18-8	44
5	OCT. 12	@	Los Angeles	3-3	T	2-2-1	5	45	JAN. 10		CHICAGO	6-2	W	19-18-8	46
6	OCT. 16		HARTFORD	3-2	L	2-3-1	5	46	JAN. 12		SAN JOSE	4-3	L	19-19-8	46
7	OCT. 19		TORONTO	4-2	W	3-3-1	7	47	JAN. 14		VANCOUVER	4-2	L	19-20-8	46
8	OCT. 22	@	NY Islanders	1-1	T	3-3-2	8	48	JAN. 21	@	Hartford	3-3	T	19-20-9	47
9	OCT. 23	@	Detroit	3-2	W	4-3-2	10	49	JAN. 23	@	Philadelphia	1-0	W	20-20-9	49
10	OCT. 25		PHILADELPHIA	2-0	W	5-3-2	12	50	JAN. 25	@	Quebec	2-1	L	20-21-9	49
11	OCT. 27		WASHINGTON	6-5	W	6-3-2	14	51	JAN. 26	@	Buffalo	5-2	L	20-22-9	49
12	OCT. 29	@	Quebec	7-2	L	6-4-2	14	52	JAN. 28	@	Pittsburgh	4-0	W	21-22-9	51
13	OCT. 30	@	Montreal	6-1	L	6-5-2	14	53	JAN. 31		QUEBEC	4-4	T	21-22-10	52
14	NOV. 1		CALGARY	7-6	L	6-6-2	14	54	FEB. 2		SAN JOSE	6-0	W	22-22-10	54
15	NOV. 3		ST. LOUIS	3-3	T	6-6-3	15	55	FEB. 4		BOSTON	3-3	T	22-22-11	55
16	NOV. 5	@	Vancouver	2-2	T	6-6-4	16	56	FEB. 7		CALGARY	4-1	W	23-22-11	57
17	NOV. 8		PITTSBURGH	3-1	L	6-7-4	16	57	FEB. 13	@	Minnesota	6-1	L	23-23-11	57
18	NOV. 11		LOS ANGELES	6-2	W	7-7-4	18	58	FEB. 15	@	Toronto	3-1	W	24-23-11	59
19	NOV. 14	@	St. Louis	2-1	L	7-8-4	18	59	FEB. 17	@	NY Islanders	5-4	L	24-24-11	59
20	NOV. 16	@	New Jersey	1-0	W	8-8-4	20	60	FEB. 19		ST. LOUIS	4-3	L	24-25-11	59
21	NOV. 17	@	Philadelphia	2-1	W	9-8-4	22	61	FEB. 21		NEW JERSEY	6-4	W	25-25-11	61
22	NOV. 20		NY ISLANDERS	3-1	W	10-8-4	24	62	FEB. 23		LOS ANGELES	4-2	L	25-26-11	61
23	NOV. 23	@	Edmonton	4-0	W	11-8-4	26	63	FEB. 26	@	Edmonton	6-1	L	25-27-11	61
24	NOV. 25	@	Calgary	3-3	T	11-8-5	27	64	FEB. 28	@	Vancouver	5-3	L	25-28-11	61
25	NOV. 27		NY RANGERS	3-2	W	12-8-5	29	65	MAR. 1		EDMONTON	4-2	L	25-29-11	61
26	DEC. 1		CHICAGO	3-2	W	13-8-5	31	66	MAR. 3	@	Detroit	4-3	W	26-29-11	63
27	DEC. 4		BUFFALO	5-4	W	14-8-5	33	67	MAR. 6	@	Washington	3-3	T	26-29-12	64
28	DEC. 6		EDMONTON	4-4	T	14-8-6	34	68	MAR. 8	@	Minnesota	4-2	L	26-30-12	64
29	DEC. 8		WASHINGTON	4-3	W	15-8-6	36	69	MAR. 11		SAN JOSE	3-0	W	27-30-12	66
30	DEC. 10	@	San Jose	3-3	T	15-8-7	37	70	MAR. 13		HARTFORD	1-0	L	27-31-12	66
31	DEC. 12	@	Los Angeles	2-1	L	15-9-7	37	71	MAR. 15		DETROIT	1-1	T	27-31-13	67
32	DEC. 14	@	Edmonton	7-5	L	15-10-7	37	72	MAR. 17	@	Los Angeles	5-4	L	27-32-13	67
33	DEC. 17	@	Calgary	7-4	L	15-11-7	37	73	MAR. 20	@	Vancouver	2-2	T	27-32-14	68
34	DEC. 19	@	Vancouver	3-1	L	15-12-7	37	74	MAR. 22		VANCOUVER	5-1	W	28-32-14	70
35	DEC. 21		CALGARY	7-2	W	16-12-7	39	75	MAR. 25		MONTREAL	2-2	T	28-32-15	71
36	DEC. 23	@	Toronto	3-1	L	16-13-7	39	76	MAR. 27		LOS ANGELES	6-4	W	29-32-15	73
37	DEC. 26		MINNESOTA	3-2	L	16-14-7	39	77	MAR. 29		SAN JOSE	6-5	W	30-32-15	75
38	DEC. 27	@	Chicago	3-3	T	16-14-8	40	78	APR. 12	@	Calgary	4-3	W	31-32-15	77
39	DEC. 29		BOSTON	6-3	L	16-15-8	40	79	APR. 14	@	Edmonton	6-2	W	32-32-15	79
40	DEC. 31		NY RANGERS	5-2	L	16-16-8	40	80	APR. 16	@	San Jose	5-3	W	33-32-15	81

1992-93 WINNIPEG JETS

40-37-7 (87 points)
4th Smythe Division

PLAYER	GP	G	A	PTS	PIM
Teemu Selanne	84	76	56	132	45
Phil Housley	80	18	79	97	52
Alexei Zhamnov	68	25	47	72	58
Thomas Steen	80	22	50	72	75
Darrin Shannon	84	20	40	60	91
Fredrik Olausson	68	16	41	57	22
Keith Tkachuk	83	28	23	51	201
Evgeny Davydov	79	28	21	49	66
Teppo Numminen	66	7	30	37	33
Luciano Borsato	67	15	20	35	38
Mike Eagles	84	8	18	26	131
Sergei Bautin	71	5	18	23	96
Stu Barnes	38	12	10	22	10
#Ed Olczyk	25	8	12	20	26
John Druce	50	6	14	20	37
*Kris King	48	8	8	16	136
Bryan Erickson	41	4	12	16	14
Igor Ulanov	56	2	14	16	124
*Tie Domi	49	3	10	13	249

PLAYER	GP	G	A	PTS	PIM
Mike Lalor	64	1	8	9	76
Dean Kennedy	78	1	7	8	105
#Troy Murray	29	3	4	7	34
Bob Essensa	67	0	5	5	2
Russ Romaniuk	28	3	1	4	22
Randy Carlyle	22	1	1	2	14
Anatoli Fedotov	1	0	2	2	0
Andy Brickley	12	0	2	2	2
Dallas Eakins	14	0	2	2	38
#Mark Osiecki	4	1	0	1	2
Rob Murray	10	1	0	1	6
Alan Kerr	7	0	1	1	2
Scott Levins	9	0	1	1	18
Bob Joyce	1	0	0	0	0
Michael O'Neill	2	0	0	0	0
*Jim Hrivnak	3	0	0	0	0
John Leblanc	3	0	0	0	2
Kris Draper	7	0	0	0	2
#Rick Tabaracci	19	0	0	0	10

GOALTENDER	GP	MIN	GAA	W-L-T	SO	GA	SA	SV%
Bob Essensa	67	3855	3.53	33-26-6	2	227	2119	.893
*Jim Hrivnak	3	180	4.33	2-1-0	0	13	96	.865
#Rick Tabaracci	19	959	4.38	5-10-0	0	70	496	.859
Michael O'Neill	2	73	4.93	0-0-1	0	6	34	.824

* - Acquired during season # - Relocated during season

#	DATE	H/R	OPPONENT	SCORE	W-L-T	RECORD	PTS
1	OCT. 6		DETROIT	4-1	W	1-0-0	2
2	OCT. 8	@	San Jose	4-3	L	1-1-0	2
3	OCT. 10	@	Los Angeles	6-3	L	1-2-0	2
4	OCT. 12	@	Vancouver	8-1	L	1-3-0	2
5	OCT. 14		EDMONTON	7-3	W	2-3-0	4
6	OCT. 16		VANCOUVER	6-2	L	2-4-0	4
7	OCT. 18	@	Philadelphia	5-4	L	2-5-0	4
8	OCT. 20	@	Detroit	5-3	L	2-6-0	4
9	OCT. 23		LOS ANGELES	4-2	W	3-6-0	6
10	OCT. 26		WASHINGTON	6-2	W	4-6-0	8
11	OCT. 28		CALGARY	7-5	L	4-7-0	8
12	OCT. 31	@	Quebec	3-2	L	4-8-0	8
13	NOV. 2	@	Montreal	2-1	L	4-9-0	8
14	NOV. 6		EDMONTON	6-1	L	4-10-0	8
15	NOV. 8	@	Vancouver	6-1	L	4-11-0	8
16	NOV. 10		LOS ANGELES	4-4	T	4-11-1	9
17	NOV. 12	@	Minnesota	7-2	W	5-11-1	11
18	NOV. 14	@	St. Louis	4-2	L	5-12-1	11
19	NOV. 17	@	Tampa Bay	6-5	W	6-12-1	13
20	NOV. 19	@	Detroit	5-3	W	7-12-1	15
21	NOV. 21		NY RANGERS	5-4	L	7-13-1	15
22	NOV. 24		NY ISLANDERS	3-3	T	7-13-2	16
23	NOV. 27		SAN JOSE	3-2	W	8-13-2	18
24	DEC. 2	@	Calgary	3-3	T	8-13-3	19
25	DEC. 5		MONTREAL	3-2	L	8-14-3	19
26	DEC. 8	@	Pittsburgh	5-2	L	8-15-3	19
27	DEC. 11	@	Washington	8-6	L	8-16-3	19
28	DEC. 12	@	NY Islanders	4-3	W	9-16-3	21
29	DEC. 15		NEW JERSEY	4-3	W	10-16-3	23
30	DEC. 17	@	Chicago	5-1	L	10-17-3	23
31	DEC. 19	@	St. Louis	1-0	W	11-17-3	25
32	DEC. 21		SAN JOSE	5-4	W	12-17-3	27
33	DEC. 23		CALGARY	4-3	L	12-18-3	27
34	DEC. 26	@	Minnesota	5-4	L	12-19-3	27
35	DEC. 27		MINNESOTA	7-4	W	13-19-3	29
36	DEC. 29		BOSTON	5-4	W	14-19-3	31
37	DEC. 31		EDMONTON	3-2	W	15-19-3	33
38	JAN. 2	@	New Jersey	2-2	T	15-19-4	34
39	JAN. 3	@	Chicago	4-1	L	15-20-4	34
40	JAN. 5	@	Calgary	4-2	W	16-20-4	36
41	JAN. 8		LOS ANGELES	6-3	W	17-20-4	38
42	JAN. 10		PITTSBURGH	3-2	W	18-20-4	40

#	DATE	H/R	OPPONENT	SCORE	W-L-T	RECORD	PTS
43	JAN. 12		SAN JOSE	4-1	W	19-20-4	42
44	JAN. 13	@	Edmonton	4-1	W	20-20-4	44
45	JAN. 16	@	Los Angeles	5-2	W	21-20-4	46
46	JAN. 18		HARTFORD	8-7	W	22-20-4	48
47	JAN. 19		CHICAGO	5-2	W	23-20-4	50
48	JAN. 22	@	Calgary	4-4	T	23-20-5	51
49	JAN. 23		EDMONTON	8-5	W	24-20-5	53
50	JAN. 27	@	NY Rangers	5-2	L	24-21-5	53
51	JAN. 28	@	Boston	6-2	L	24-22-5	53
52	JAN. 30	@	Hartford	6-3	W	25-22-5	55
53	FEB. 1	@	Ottawa	4-4	T	25-22-6	56
54	FEB. 3		ST. LOUIS	4-2	L	25-23-6	56
55	FEB. 10		BUFFALO	6-2	L	25-24-6	56
56	FEB. 12		HARTFORD	6-2	L	25-25-6	56
57	FEB. 14		SAN JOSE	3-2	L	25-26-6	56
58	FEB. 18	@	San Jose	5-3	L	25-27-6	56
59	FEB. 20	@	Vancouver	4-2	L	25-28-6	56
60	FEB. 22		OTTAWA	6-3	W	26-28-6	58
61	FEB. 23	@	Ottawa	8-2	W	27-28-6	60
62	FEB. 26		VANCOUVER	7-4	L	27-29-6	60
63	FEB. 28		MINNESOTA	7-6	W	28-29-6	62
64	MAR. 2		QUEBEC	7-4	L	28-30-6	62
65	MAR. 4	@	Edmonton	5-3	W	29-30-6	64
66	MAR. 6	@	Toronto	4-2	L	29-31-6	64
67	MAR. 7	@	Buffalo	2-1	L	29-32-6	64
68	MAR. 9	@	Tampa Bay	4-2	W	30-32-6	66
69	MAR. 12		VANCOUVER	3-2	L	30-33-6	66
70	MAR. 14		TAMPA BAY	3-1	W	31-33-6	68
71	MAR. 16	@	Los Angeles	8-4	L	31-34-6	68
72	MAR. 18	@	Vancouver	5-2	W	32-34-6	70
73	MAR. 21		CALGARY	4-2	W	33-34-6	72
74	MAR. 23		TORONTO	5-4	L	33-35-6	72
75	MAR. 26		ST. LOUIS	4-2	W	34-35-6	74
76	MAR. 28		LOS ANGELES	3-3	T	34-35-7	75
77	MAR. 30	@	Calgary	5-4	W	35-35-7	77
78	APR. 1	@	San Jose	9-5	W	36-35-7	79
79	APR. 3	@	Edmonton	6-4	W	37-35-7	81
80	APR. 6		PHILADELPHIA	4-2	L	37-36-7	81
81	APR. 8		TORONTO	5-3	W	38-36-7	83
82	APR. 11	@	Edmonton	7-5	W	39-36-7	85
83	APR. 13		TAMPA BAY	5-3	L	39-37-7	85
84	APR. 15		EDMONTON	3-0	W	40-37-7	87

1993-94 WINNIPEG JETS

24-51-9 (57 points)

6th Central Division

PLAYER	GP	G	A	PTS	PIM
Keith Tkachuk	84	41	40	81	255
Nelson Emerson	83	33	41	74	80
Alexei Zhamnov	61	26	45	71	62
Darrin Shannon	77	21	37	58	87
Teemu Selanne	51	25	29	54	22
Thomas Steen	76	19	32	51	32
#Boris Mironov	65	7	22	29	96
#Paul Ysebaert	60	9	18	27	18
Stephane Quintal	81	8	18	26	119
Teppo Numminen	57	5	18	23	28
Tie Domi	81	8	11	19	347
Luciano Borsato	75	5	13	18	28
Igor Ulanov	74	0	17	17	165
Russ Romaniuk	24	4	8	12	6
Mike Eagles	73	4	8	12	96
Kris King	83	4	8	12	205
*Wayne McBean	31	2	9	11	24
Dean Kennedy	76	2	8	10	164
#Stu Barnes	18	5	4	9	8
John LeBlanc	17	6	2	8	2
*Dallas Drake	15	3	5	8	12

PLAYER	GP	G	A	PTS	PIM
#Fredrik Olausson	18	2	5	7	10
#Sergei Bautin	59	0	7	7	78
*Randy Gilhen	40	3	3	6	34
*Dave Manson	13	1	4	5	51
Dave Tomlinson	31	1	3	4	24
Darryl Shannon	20	0	4	4	18
Arto Blomsten	18	0	2	2	6
Michal Grosek	3	1	0	1	0
Oleg Mikulchik	4	0	1	1	17
#Yan Kaminsky	1	0	0	0	0
Mark Visheau	1	0	0	0	0
Andy Brickley	2	0	0	0	0
Craig Fisher	4	0	0	0	2
Kevin McClelland	6	0	0	0	19
Rob Murray	6	0	0	0	2
Harijs Vitolinsh	8	0	0	0	4
Stephane Beauregard	13	0	0	0	0
*Tim Cheveldae	14	0	0	0	2
Bryan Erickson	16	0	0	0	6
Mike O'Neill	17	0	0	0	0
#Bob Essensa	56	0	0	0	6

GOALTENDER	GP	MIN	GAA	W-L-T	SO	GA	SA	SV%
#Bob Essensa	56	3136	3.85	19-30-6	1	201	1714	.883
*Tim Cheveldae	14	788	3.96	5-8-1	1	52	485	.893
Mike O'Neill	17	738	4.15	0-9-1	0	51	382	.866
Stephane Beauregard	13	418	4.88	0-4-1	0	34	211	.839

* - Acquired during season # - Relocated during season

#	DATE	H/R	OPPONENT	SCORE	RES	RECORD	PTS	#	DATE	H/R	OPPONENT	SCORE	RES	RECORD	PTS
1	OCT. 6		WASHINGTON	6-4	W	1-0-0	2	43	JAN. 6	@	Boston	5-4	L	15-23-5	35
2	OCT. 9	@	Dallas	3-3	T	1-0-1	3	44	JAN. 8	@	Ottawa	3-2	W	16-23-5	37
3	OCT. 10	@	Chicago	4-3	L	1-1-1	3	45	JAN. 10	@	Montreal	4-2	L	16-24-5	37
4	OCT. 12	@	New Jersey	7-4	L	1-2-1	3	46	JAN. 12		BUFFALO	3-2	W	17-24-5	39
5	OCT. 16		CHICAGO	1-0	W	2-2-1	5	47	JAN. 15		TORONTO	5-1	L	17-25-5	39
6	OCT. 18		EDMONTON	6-3	W	3-2-1	7	48	JAN. 16		TAMPA BAY	3-2	L	17-26-5	39
7	OCT. 21	@	Detroit	6-2	L	3-3-1	7	49	JAN. 19		NEW JERSEY	4-0	L	17-27-5	39
8	OCT. 23	@	Philadelphia	9-6	W	4-3-1	9	50	JAN. 25	@	Los Angeles	4-4	T	17-27-6	40
9	OCT. 26	@	Florida	5-2	W	5-3-1	11	51	JAN. 26	@	Anaheim	3-1	L	17-28-6	40
10	OCT. 27	@	Tampa Bay	4-3	W	6-3-1	13	52	JAN. 29	@	Detroit	7-1	L	17-29-6	40
11	OCT. 29		LOS ANGELES	4-3	L	6-4-1	13	53	FEB. 2		DALLAS	7-3	L	17-30-6	40
12	OCT. 31		CALGARY	4-3	L	6-5-1	13	54	FEB. 4		HARTFORD	2-2	T	17-30-7	41
13	NOV. 3		ST. LOUIS	3-0	L	6-6-1	13	55	FEB. 6	@	Edmonton	5-2	L	17-31-7	41
14	NOV. 5		OTTAWA	7-6	L	6-7-1	13	56	FEB. 8	@	ST. LOUIS	6-5	L	17-32-7	41
15	NOV. 7	@	Dallas	1-1	T	6-7-2	14	57	FEB. 9	@	Dallas	4-2	L	17-33-7	41
16	NOV. 9	@	NY Islanders	5-2	W	7-7-2	16	58	FEB. 11		TORONTO	3-1	L	17-34-7	41
17	NOV. 10	@	NY Rangers	2-1	L	7-8-2	16	59	FEB. 15	@	Pittsburgh	5-3	L	17-35-7	41
18	NOV. 13		DALLAS	3-2	L	7-9-2	16	60	FEB. 18		CHICAGO	7-2	L	17-36-7	41
19	NOV. 15	@	Calgary	7-2	L	7-10-2	16	61	FEB. 20		CALGARY	5-2	L	17-37-7	41
20	NOV. 17		DETROIT	2-1	W	8-10-2	18	62	FEB. 22		FLORIDA	3-2	L	17-38-7	41
21	NOV. 19	@	Buffalo	6-0	L	8-11-2	18	63	FEB. 24	@	Chicago	6-3	L	17-39-7	41
22	NOV. 20	@	Quebec	5-5	T	8-11-3	19	64	FEB. 25		BOSTON	7-6	L	17-40-7	41
23	NOV. 24		ANAHEIM	2-1	L	8-12-3	19	65	FEB. 28		SAN JOSE	3-3	T	17-40-8	42
24	NOV. 26		VANCOUVER	5-3	L	8-13-3	19	66	MAR. 2		DALLAS	4-2	W	18-40-8	44
25	NOV. 28	@	ST. LOUIS	4-3	W	9-13-3	21	67	MAR. 4	@	Ottawa	6-1	W	19-40-8	46
26	NOV. 30	@	Los Angeles	8-6	W	10-13-3	23	68	MAR. 6		PITTSBURGH	5-3	L	19-41-8	46
27	DEC. 1	@	Anaheim	5-2	L	10-14-3	23	69	MAR. 7		NY ISLANDERS	7-2	L	19-42-8	46
28	DEC. 3	@	San Jose	3-3	T	10-14-4	24	70	MAR. 11		VANCOUVER	8-4	L	19-43-8	46
29	DEC. 5		DETROIT	6-4	W	11-14-4	26	71	MAR. 12	@	Toronto	3-1	L	19-44-8	46
30	DEC. 6	@	Detroit	6-2	L	11-15-4	26	72	MAR. 16		ST. LOUIS	4-0	W	20-44-8	48
31	DEC. 8	@	Toronto	5-4	W	12-15-4	28	73	MAR. 19		DETROIT	4-2	W	21-44-8	50
32	DEC. 10		FLORIDA	5-2	L	12-16-4	28	74	MAR. 23		MONTREAL	3-1	W	22-44-8	52
33	DEC. 12		TORONTO	3-3	T	12-16-5	29	75	MAR. 25		SAN JOSE	8-3	L	22-45-8	52
34	DEC. 17	@	Vancouver	6-1	L	12-17-5	29	76	MAR. 27		NY RANGERS	3-1	W	23-45-8	54
35	DEC. 18	@	Calgary	5-4	L	12-18-5	29	77	MAR. 29	@	San Jose	9-4	L	23-46-8	54
36	DEC. 20		ANAHEIM	7-5	L	12-19-5	29	78	APR. 1	@	Vancouver	5-1	L	23-47-8	54
37	DEC. 23		QUEBEC	5-2	W	13-19-5	31	79	APR. 4		PHILADELPHIA	2-2	T	23-47-9	55
38	DEC. 27	@	Edmonton	6-0	L	13-20-5	31	80	APR. 6		EDMONTON	4-3	L	23-48-9	55
39	DEC. 29		CHICAGO	3-2	W	14-20-5	33	81	APR. 9		LOS ANGELES	4-3	W	24-48-9	57
40	DEC. 31		ST. LOUIS	2-1	W	15-20-5	35	82	APR. 10	@	Toronto	7-0	L	24-49-9	57
41	JAN. 2	@	Chicago	5-1	L	15-21-5	35	83	APR. 12	@	Washington	4-3	L	24-50-9	57
42	JAN. 5	@	Hartford	4-0	L	15-22-5	35	84	APR. 14	@	St. Louis	3-1	L	24-51-9	57

1994-95 WINNIPEG JETS

16-25-7 (39 points)
6th Central Division

PLAYER	GP	G	A	PTS	PIM
Alexei Zhamnov	48	30	35	65	20
Keith Tkachuk	48	22	29	51	152
Teemu Selanne	45	22	26	48	2
Nelson Emerson	48	14	23	37	26
Igor Korolev	45	8	22	30	10
Dallas Drake	43	8	18	26	30
Stephane Quintal	43	6	17	23	78
Teppo Numminen	42	5	16	21	16
Dave Manson	44	3	15	18	139
Thomas Steen	31	5	10	15	14
Darryl Shannon	40	5	9	14	48
Randy Gilhen	44	5	6	11	52
*Eddie Olczyk	13	2	8	10	8
*Mike Eastwood	13	3	6	9	4
Darrin Shannon	19	5	3	8	14
#Tie Domi	31	4	4	8	128
Kris King	48	4	2	6	85

PLAYER	GP	G	A	PTS	PIM
Neil Wilkinson	40	1	4	5	75
Michal Grosek	24	2	2	4	21
#Igor Ulanov	19	1	3	4	27
#Mike Eagles	27	2	1	3	40
Greg Brown	9	0	3	3	17
Rob Murray	10	0	2	2	2
Oleg Mikulchik	25	0	2	2	12
Craig Martin	20	0	1	1	19
Nikolai Khabibulin	26	0	1	1	4
Tim Cheveldae	30	0	1	1	2
Tavis Hansen	1	0	0	0	0
#Arto Blomsten	1	0	0	0	2
John LeBlanc	2	0	0	0	0
Luciano Borsato	4	0	0	0	0
Russ Romaniuk	6	0	0	0	0
Brent Thompson	29	0	0	0	78

GOALTENDER	GP	MIN	GAA	W-L-T	SO	GA	SA	SV%
Tim Cheveldae	30	1571	3.70	8-16-3	0	97	818	.881
Nikolai Khabibulin	26	1339	3.41	8-9-4	0	76	723	.895

* - Acquired during season # - Relocated during season

#	DATE	H/R	OPPONENT	SCORE	RES	RECORD	PTS
1	JAN. 20		CALGARY	3-3	T	0-0-1	1
2	JAN. 21		ANAHEIM	4-3	L	0-1-1	1
3	JAN. 23		CHICAGO	5-3	W	1-1-1	3
4	JAN. 25	@	San Jose	4-0	L	1-2-1	3
5	JAN. 27	@	Anaheim	3-2	L	1-3-1	3
6	JAN. 28	@	Los Angeles	4-2	L	1-4-1	3
7	FEB. 2		ST. LOUIS	5-4	L	1-5-1	3
8	FEB. 4		SAN JOSE	3-3	T	1-5-2	4
9	FEB. 6	@	Calgary	5-4	W	2-5-2	6
10	FEB. 8	@	Edmonton	3-3	T	2-5-3	7
11	FEB. 9	@	Vancouver	5-1	L	2-6-3	7
12	FEB. 11	@	St. Louis	3-2	W	3-6-3	9
13	FEB. 13	@	Dallas	7-4	W	4-6-3	11
14	FEB. 15		DETROIT	5-1	L	4-7-3	11
15	FEB. 17		ST. LOUIS	4-3	L	4-8-3	11
16	FEB. 22	@	Vancouver	4-1	W	5-8-3	13
17	FEB. 24		ANAHEIM	4-2	W	6-8-3	15
18	FEB. 25	@	Toronto	5-2	L	6-9-3	15
19	FEB. 28		DALLAS	4-0	L	6-10-3	15
20	MAR. 2	@	Detroit	6-1	L	6-11-3	15
21	MAR. 4		SAN JOSE	4-2	W	7-11-3	17
22	MAR. 5		CALGARY	3-2	W	8-11-3	19
23	MAR. 10		DALLAS	4-3	W	9-11-3	21
24	MAR. 11		LOS ANGELES	4-2	L	9-12-3	21

#	DATE	H/R	OPPONENT	SCORE	RES	RECORD	PTS
25	MAR. 14		VANCOUVER	3-3	T	9-12-4	22
26	MAR. 17	@	Calgary	8-4	L	9-13-4	22
27	MAR. 19		CHICAGO	3-2	L	9-14-4	22
28	MAR. 22	@	Detroit	6-3	L	9-15-4	22
29	MAR. 24	@	Toronto	3-2	L	9-16-4	22
30	MAR. 25		TORONTO	3-3	T	9-16-5	23
31	MAR. 28	@	San Jose	6-5	L	9-17-5	23
32	MAR. 30	@	Anaheim	3-1	L	9-18-5	23
33	APR. 1	@	Los Angeles	7-7	T	9-18-6	24
34	APR. 5		CHICAGO	4-1	W	10-18-6	26
35	APR. 7		VANCOUVER	7-4	W	11-18-6	28
36	APR. 8	@	Toronto	4-3	L	11-19-6	28
37	APR. 11	@	St. Louis	7-5	L	11-20-6	28
38	APR. 13		ST. LOUIS	5-2	W	12-20-6	30
39	APR. 15		TORONTO	5-1	W	13-20-6	32
40	APR. 17		EDMONTON	6-5	L	13-21-7	32
41	APR. 19	@	Detroit	5-5	T	13-21-7	33
42	APR. 21	@	Chicago	2-1	W	14-21-7	35
43	APR. 23	@	Dallas	5-2	L	14-22-7	35
44	APR. 25		EDMONTON	5-3	L	14-23-7	35
45	APR. 27		DETROIT	4-3	W	15-23-7	37
46	APR. 29	@	Edmonton	5-1	W	16-23-7	39
47	MAY 1	@	Chicago	3-2	L	16-24-7	39
48	MAY 2		LOS ANGELES	2-1	L	16-25-7	39

1995-96 WINNIPEG JETS

36-40-6 (78 points)

5th Central Division

PLAYER	GP	G	A	PTS	PIM
Keith Tkachuk	76	50	48	98	156
#Teemu Selanne	51	24	48	72	18
Alexei Zhamnov	58	22	37	59	65
Teppo Numminen	74	11	43	54	22
Igor Korolev	73	22	29	51	42
Eddie Olczyk	51	27	22	49	65
Dallas Drake	69	19	20	39	36
#Darren Turcotte	59	16	16	32	26
Dave Manson	82	7	23	30	205
*Norm Maciver	39	5	25	30	26
Mike Eastwood	80	14	14	28	20
Mike Stapleton	58	10	14	24	37
Darrin Shannon	63	5	18	23	28
Kris King	81	9	11	20	151
*Craig Janney	13	7	13	20	0
Deron Quint	51	5	13	18	22
Shane Doan	74	7	10	17	101
#Darryl Shannon	48	2	7	9	72
*Oleg Tverdokovsky	31	0	8	8	6
Jim McKenzie	73	4	2	6	202
Jeff Finley	65	1	5	6	81

PLAYER	GP	G	A	PTS	PIM
Randy Gilhen	22	2	3	5	12
*Chad Kilger	29	2	3	5	12
#Neil Wilkinson	21	1	4	5	33
*Craig Muni	25	1	3	4	37
Iain Fraser	12	1	1	2	4
Jason Doig	15	1	1	2	28
Craig Mills	4	0	2	2	0
Brent Thompson	10	0	1	1	21
#Stewart Malgunas	29	0	1	1	32
*Tom Draper	1	0	0	0	0
Rob Murray	1	0	0	0	2
Scott Langkow	1	0	0	0	0
#Michal Grosek	1	0	0	0	0
*Dallas Eakins	2	0	0	0	0
#Ravil Gusmanov	4	0	0	0	0
*Dominic Roussel	7	0	0	0	2
*Denis Chasse	15	0	0	0	12
Ed Ronan	17	0	0	0	16
#Tim Cheveldae	30	0	0	0	0
Nikolai Khabibulin	53	0	0	0	12

GOALTENDER	GP	MIN	GAA	W-L-T	SO	GA	SA	SV%
Scott Langkow	1	6	0.00	0-0-0	0	0	2	1.000
Nikolai Khabibulin	53	2914	3.13	26-20-3	2	152	1656	.908
*Dominic Roussel	7	285	3.37	2-2-0	0	16	134	.881
#Tim Cheveldae	30	1695	3.93	8-18-3	0	111	948	.883
Tom Draper	1	34	5.29	0-0-0	0	3	14	.786

* - Acquired during season # - Relocated during season

#	DATE	H/R	OPPONENT	SCORE	RES	RECORD	PTS	#	DATE	H/R	OPPONENT	SCORE	RES	RECORD	PTS
1	OCT. 7		DALLAS	7-5	W	1-0-0	2	42	JAN. 10		BUFFALO	4-1	W	19-20-3	41
2	OCT. 9		ANAHEIM	4-3	W	2-0-0	4	43	JAN. 12		HARTFORD	3-2	L	19-21-3	41
3	OCT. 11	@	NY Rangers	6-4	L	2-1-0	4	44	JAN. 14		ANAHEIM	6-4	L	19-22-3	41
4	OCT. 12	@	New Jersey	4-1	L	2-2-0	4	45	JAN. 16	@	Washington	1-1	T	19-22-4	42
5	OCT. 15		DETROIT	5-5	T	2-2-1	5	46	JAN. 17	@	Toronto	4-2	W	20-22-4	44
6	OCT. 17		TAMPA BAY	5-2	W	3-2-1	7	47	JAN. 24		ST. LOUIS	6-5	L	20-23-4	44
7	OCT. 19		SAN JOSE	3-3	T	3-2-2	8	48	JAN. 27	@	Montreal	4-1	L	20-24-4	44
8	OCT. 22	@	Anaheim	6-2	L	3-3-2	8	49	JAN. 29	@	Dallas	2-1	W	21-24-4	46
9	OCT. 25	@	San Jose	6-1	W	4-3-2	10	50	FEB. 1	@	Colorado	6-4	L	21-25-4	46
10	OCT. 27	@	Edmonton	7-5	L	4-4-2	10	51	FEB. 4		VANCOUVER	4-2	L	21-26-4	46
11	OCT. 28	@	Vancouver	4-1	W	5-4-2	12	52	FEB. 8		OTTAWA	6-2	W	22-26-4	48
12	OCT. 30		DETROIT	3-2	W	6-4-2	14	53	FEB. 10	@	Calgary	3-2	W	23-26-4	50
13	NOV. 1		TORONTO	4-2	L	6-5-2	14	54	FEB. 13	@	Vancouver	5-4	L	23-27-4	50
14	NOV. 3		COLORADO	5-2	L	6-6-2	14	55	FEB. 16		PITTSBURGH	1-0	L	23-28-4	50
15	NOV. 5	@	Buffalo	4-3	W	7-6-2	16	56	FEB. 18	@	St. Louis	3-0	L	23-29-4	50
16	NOV. 10	@	St. Louis	3-2	L	7-7-2	16	57	FEB. 21		VANCOUVER	5-3	L	23-30-4	50
17	NOV. 14		CHICAGO	6-5	W	8-7-2	18	58	FEB. 23		CHICAGO	1-0	W	24-30-4	52
18	NOV. 17		NY RANGERS	6-3	W	9-7-2	20	59	FEB. 26		LOS ANGELES	4-3	W	25-30-4	54
19	NOV. 18	@	Toronto	2-1	L	9-8-2	20	60	FEB. 28		TORONTO	4-3	W	26-30-4	56
20	NOV. 21	@	Boston	5-4	L	9-9-2	20	61	MAR. 1	@	Hartford	5-2	W	27-30-4	58
21	NOV. 22	@	Ottawa	3-1	W	10-9-2	22	62	MAR. 3	@	NY Islanders	7-5	W	28-30-4	60
22	NOV. 26		EDMONTON	4-0	W	11-9-2	24	63	MAR. 5	@	Pittsburgh	9-4	L	28-31-4	60
23	NOV. 28		TORONTO	4-3	W	12-9-2	26	64	MAR. 7		FLORIDA	5-3	W	29-31-4	62
24	NOV. 30		ST. LOUIS	4-1	L	12-10-2	26	65	MAR. 9		NY ISLANDERS	4-2	L	29-32-4	62
25	DEC. 2		CHICAGO	2-2	T	12-10-3	27	66	MAR. 10		DETROIT	5-2	L	29-33-4	62
26	DEC. 3		CALGARY	5-2	W	13-10-3	29	67	MAR. 12	@	Detroit	5-2	L	29-34-4	62
27	DEC. 6	@	Los Angeles	6-3	L	13-11-3	29	68	MAR. 13	@	Toronto	3-3	T	29-34-5	63
28	DEC. 7	@	San Jose	5-3	L	13-12-3	29	69	MAR. 16	@	Philadelphia	3-0	L	29-35-5	63
29	DEC. 10		WASHINGTON	6-1	L	13-13-3	29	70	MAR. 20		SAN JOSE	7-1	L	29-36-5	63
30	DEC. 12		MONTREAL	6-5	L	13-14-3	29	71	MAR. 22		PHILADELPHIA	4-1	W	30-36-5	65
31	DEC. 15		EDMONTON	9-4	W	14-14-3	31	72	MAR. 24		COLORADO	5-2	L	30-37-5	65
32	DEC. 17	@	Chicago	3-1	L	14-15-3	31	73	MAR. 26	@	Dallas	8-2	W	31-37-5	67
33	DEC. 19	@	Tampa Bay	6-3	L	14-16-3	31	74	MAR. 27	@	Colorado	3-1	W	32-37-5	69
34	DEC. 21	@	Florida	6-1	L	14-17-3	31	75	MAR. 29	@	Edmonton	3-2	L	32-38-5	69
35	DEC. 23		ST. LOUIS	2-1	W	15-17-3	33	76	MAR. 31	@	Calgary	4-1	W	33-38-5	71
36	DEC. 28	@	Chicago	4-3	L	15-18-3	33	77	APR. 3		DALLAS	3-1	W	34-38-5	73
37	DEC. 29		NEW JERSEY	5-3	W	16-18-3	35	78	APR. 6		CALGARY	4-3	W	35-38-5	75
38	DEC. 31		BOSTON	5-3	L	16-19-3	35	79	APR. 8	@	St. Louis	2-2	T	35-38-6	76
39	JAN. 3	@	Los Angeles	5-4	W	17-19-3	37	80	APR. 10	@	Detroit	5-2	L	35-39-6	76
40	JAN. 5	@	Dallas	5-4	L	17-20-3	37	81	APR. 12		LOS ANGELES	5-3	W	36-39-6	78
41	JAN. 8	@	Detroit	6-4	W	18-20-3	39	82	APR. 14	@	Anaheim	5-2	L	36-40-6	78

1996-97 PHOENIX COYOTES

38-37-7 (83 points)

3rd Central Division

PLAYER	GP	G	A	PTS	PIM
Keith Tkachuk	81	52	34	86	228
Jeremy Roenick	72	29	40	69	115
Mike Gartner	82	32	31	63	38
Oleg Tverdovsky	82	10	45	55	30
Craig Janney	77	15	38	53	26
Cliff Ronning	69	19	32	51	26
Dallas Drake	63	17	19	36	52
Teppo Numminen	82	2	25	27	28
Darrin Shannon	82	11	13	24	41
Bob Corkum	80	9	11	20	40
#Dave Manson	66	3	17	20	164
Mike Stapleton	55	4	11	15	36
Deron Quint	27	3	11	14	4
Kris King	81	3	11	14	185
Norm Maciver	32	4	9	13	24
Shane Doan	63	4	8	12	49
Igor Korolev	41	3	7	10	28
Jim Johnson	55	3	7	10	74
Jeff Finley	65	3	7	10	40

PLAYER	GP	G	A	PTS	PIM
Jim McKenzie	65	5	3	8	200
Chad Kilger	24	4	3	7	13
*Jayson More	23	1	6	7	37
Brad McCrimmon	37	1	5	6	18
#Mike Eastwood	33	1	3	4	4
*Gerald Diduck	11	1	2	3	23
Nikolai Khabibulin	72	0	3	3	16
Jocelyn Lemieux	2	1	0	1	0
Darcy Wakaluk	16	0	1	1	4
Parris Duffus	1	0	0	0	0
Jason Simon	1	0	0	0	0
Brent Thompson	1	0	0	0	7
Tavis Hansen	1	0	0	0	0
*Pat Jablonski	2	0	0	0	0
Kevin Dahl	2	0	0	0	0
Juha Ylonen	2	0	0	0	0
#Dallas Eakins	4	0	0	0	10
Mike Hudson	7	0	0	0	2
*Murray Baron	8	0	0	0	4

GOALTENDER	GP	MIN	GAA	W-L-T	SO	GA	SA	SV%
Nikolai Khabibulin	72	4091	2.83	30-33-6	7	193	2094	.908
Darcy Wakaluk	16	782	2.99	8-3-1	1	39	386	.899
*Pat Jablonski	2	59	2.03	0-1-0	0	2	24	.917
Parris Duffus	1	29	2.07	0-0-0	0	1	8	.875

* - Acquired during season # - Relocated during season

#	DATE	H/R	OPPONENT	SCORE	RES	RECORD	PTS	#	DATE	H/R	OPPONENT	SCORE	RES	RECORD	PTS
1	OCT. 5	@	Hartford	1-0	L	0-1-0	0	42	JAN. 9		DETROIT	5-4	L	18-20-4	40
2	OCT. 7	@	Boston	5-2	W	1-1-0	2	43	JAN. 10	@	Dallas	4-3	W	19-20-4	42
3	OCT. 10		SAN JOSE	4-1	W	2-1-0	4	44	JAN. 12		BUFFALO	3-2	L	19-21-4	42
4	OCT. 12		ANAHEIM	4-2	W	3-1-0	6	45	JAN. 13	@	San Jose	5-4	L	19-22-4	42
5	OCT. 14		EDMONTON	6-3	L	3-2-0	6	46	JAN. 15		ST. LOUIS	4-1	L	19-23-4	42
6	OCT. 18		PHILADELPHIA	3-1	L	3-3-0	6	47	JAN. 23		ANAHEIM	6-3	W	20-23-4	44
7	OCT. 20		FLORIDA	1-1	T	3-3-1	7	48	JAN. 25		VANCOUVER	4-0	W	21-23-4	46
8	OCT. 22		ST. LOUIS	2-1	L	3-4-1	7	49	JAN. 28	@	Philadelphia	4-1	L	21-24-4	46
9	OCT. 26	@	Toronto	5-2	L	3-5-1	7	50	JAN. 29	@	Detroit	3-0	W	22-24-4	48
10	OCT. 28	@	Montreal	5-4	W	4-5-1	9	51	FEB. 1	@	Pittsburgh	4-1	L	22-25-4	48
11	OCT. 30	@	Edmonton	4-1	L	4-6-1	9	52	FEB. 4		TAMPA BAY	2-0	L	22-26-4	48
12	NOV. 1	@	Calgary	3-2	W	5-6-1	11	53	FEB. 6		CHICAGO	3-2	W	23-26-4	50
13	NOV. 3		MONTREAL	4-4	T	5-6-2	12	54	FEB. 8		DALLAS	5-4	L	23-27-4	50
14	NOV. 6		DALLAS	3-2	L	5-7-2	12	55	FEB. 10	@	St. Louis	4-2	W	24-27-4	52
15	NOV. 8		COLORADO	4-1	L	5-8-2	12	56	FEB. 12	@	Dallas	5-0	W	25-27-4	54
16	NOV. 14		HARTFORD	2-1	L	5-9-2	12	57	FEB. 13		COLORADO	3-2	L	25-28-4	54
17	NOV. 16		TORONTO	3-2	W	6-9-2	14	58	FEB. 15		BOSTON	5-4	W	26-28-4	56
18	NOV. 18		DETROIT	2-2	T	6-9-3	15	59	FEB. 18		LOS ANGELES	6-1	W	27-28-4	58
19	NOV. 20	@	Colorado	6-0	L	6-10-3	15	60	FEB. 22	@	Anaheim	4-2	L	27-29-4	58
20	NOV. 21	@	St. Louis	4-3	L	6-11-3	15	61	FEB. 24		DETROIT	5-3	L	27-30-4	58
21	NOV. 23		NY ISLANDERS	3-3	T	6-11-4	16	62	FEB. 26	@	Calgary	5-2	W	28-30-4	60
22	NOV. 26		NY RANGERS	3-1	L	6-12-4	16	63	FEB. 27	@	Vancouver	6-2	L	28-31-4	60
23	NOV. 28		NEW JERSEY	4-3	W	7-12-4	18	64	MAR. 2		CHICAGO	4-0	L	28-32-4	60
24	NOV. 30		CALGARY	3-1	W	8-12-4	20	65	MAR. 5	@	Florida	3-0	W	29-32-4	62
25	DEC. 3		LOS ANGELES	4-1	L	8-13-4	20	66	MAR. 6	@	Tampa Bay	5-0	W	30-32-4	64
26	DEC. 5	@	St. Louis	3-0	W	9-13-4	22	67	MAR. 8	@	Chicago	2-0	W	31-32-4	66
27	DEC. 7	@	New Jersey	4-3	W	10-13-4	24	68	MAR. 10		OTTAWA	4-1	L	31-33-4	66
28	DEC. 9	@	NY Rangers	5-2	L	10-14-4	24	69	MAR. 12		PITTSBURGH	5-5	T	31-33-5	67
29	DEC. 10	@	NY Islanders	8-2	L	10-15-4	24	70	MAR. 14	@	San Jose	4-1	W	32-33-5	69
30	DEC. 13	@	Ottawa	4-2	W	11-15-4	26	71	MAR. 17		ST. LOUIS	3-2	W	33-33-5	71
31	DEC. 14	@	Toronto	5-3	W	12-15-4	28	72	MAR. 19	@	Dallas	7-2	L	33-34-5	71
32	DEC. 17		WASHINGTON	4-3	W	13-15-4	30	73	MAR. 20	@	Chicago	4-2	W	34-34-5	73
33	DEC. 20		TORONTO	5-2	W	14-15-4	32	74	MAR. 22	@	Toronto	3-0	W	35-34-5	75
34	DEC. 22		CALGARY	7-2	L	14-16-4	32	75	MAR. 27		TORONTO	1-1	T	35-34-6	76
35	DEC. 23	@	Anaheim	2-1	W	15-16-4	34	76	MAR. 29		EDMONTON	3-1	L	35-35-6	76
36	DEC. 26	@	Los Angeles	5-2	L	15-17-4	34	77	APR. 1		SAN JOSE	7-1	W	36-35-6	78
37	DEC. 27		VANCOUVER	7-4	W	16-17-4	36	78	APR. 3	@	Los Angeles	5-4	W	37-35-6	80
38	DEC. 30	@	Detroit	5-3	W	17-17-4	38	79	APR. 6	@	Colorado	2-1	L	37-36-6	80
39	JAN. 2	@	Chicago	4-2	W	18-17-4	40	80	APR. 7		DALLAS	2-2	T	37-36-7	81
40	JAN. 3	@	Washington	3-0	L	18-18-4	40	81	APR. 9	@	Vancouver	6-4	L	37-37-7	81
41	JAN. 5	@	Buffalo	5-1	L	18-19-4	40	82	APR. 11	@	Edmonton	6-2	W	38-37-7	83

1997-98 PHOENIX COYOTES

35-35-12 (82 points)

4th Central Division

PLAYER	GP	G	A	PTS	PIM
Keith Tkachuk	69	40	26	66	147
Jeremy Roenick	79	24	32	56	103
Cliff Ronning	80	11	44	55	36
Craig Janney	68	10	43	53	12
Teppo Numminen	82	11	40	51	30
Rick Tocchet	68	26	19	45	157
Dallas Drake	60	11	29	40	71
Mike Gartner	60	12	15	27	24
Bob Corkum	76	12	9	21	28
Oleg Tverdovsky	46	7	12	19	12
Gerald Diduck	78	8	10	18	118
Brad Isbister	66	9	8	17	102
John Slaney	55	3	14	17	24
Darrin Shannon	58	2	12	14	26
Juha Ylonen	55	1	11	12	10
Shane Doan	33	5	6	11	35
Deron Quint	32	4	7	11	16
#Jayson More	41	5	5	10	53
Mike Stapleton	64	5	5	10	36

PLAYER	GP	G	A	PTS	PIM
Norm Maciver	41	2	6	8	38
Jim McKenzie	64	3	4	7	146
*Keith Carney	20	1	6	7	18
Michel Petit	32	4	2	6	77
Jocelyn Lemieux	30	3	3	6	27
Murray Baron	45	1	5	6	106
Jim Johnson	16	2	1	3	18
*Mark Janssens	7	1	2	3	4
Nikolai Khabibulin	70	0	2	2	22
Daniel Briere	5	1	0	1	2
Jason Doig	4	0	1	1	12
Sean Gagnon	5	0	1	1	14
#Chad Kilger	10	0	1	1	4
Jeff Christian	1	0	0	0	0
Brad Tiley	1	0	0	0	0
Scott Levins	2	0	0	0	5
Scott Langkow	3	0	0	0	0
Jimmy Waite	17	0	0	0	2
*Jim Cummins	20	0	0	0	47

GOALTENDER	GP	MIN	GAA	W-L-T	SO	GA	SA	SV%
Jimmy Waite	17	793	2.12	5-6-1	1	28	322	.913
Nikolai Khabibulin	70	4026	2.74	30-28-10	4	184	1835	.900
Scott Langkow	3	137	4.38	0-1-1	0	10	60	.833

* - Acquired during season # - Relocated during season

#	DATE	H/R	OPPONENT	SCORE	RES	RECORD	PTS	#	DATE	H/R	OPPONENT	SCORE	RES	RECORD	PTS
1	OCT. 1		CHICAGO	6-2	W	1-0-0	2	42	JAN. 3		NY ISLANDERS	2-1	W	19-16-7	45
2	OCT. 3	@	St. Louis	7-2	L	1-1-0	2	43	JAN. 6	@	Detroit	2-0	L	19-17-7	45
3	OCT. 5	@	Philadelphia	2-1	W	2-1-0	4	44	JAN. 8	@	Boston	5-2	L	19-18-7	45
4	OCT. 8		BOSTON	3-2	L	2-2-0	4	45	JAN. 9	@	Chicago	4-2	W	20-18-7	47
5	OCT. 11	@	Colorado	3-3	T	2-2-1	5	46	JAN. 11		OTTAWA	4-4	T	20-18-8	48
6	OCT. 13		CHICAGO	2-1	W	3-2-1	7	47	JAN. 14		FLORIDA	3-2	W	21-18-8	50
7	OCT. 19		SAN JOSE	5-3	W	4-2-1	9	48	JAN. 20	@	Edmonton	6-2	L	21-19-8	50
8	OCT. 21		ANAHEIM	4-3	L	4-3-1	9	49	JAN. 21	@	Vancouver	6-1	W	22-19-8	52
9	OCT. 23		WASHINGTON	3-3	T	4-3-2	10	50	JAN. 24		EDMONTON	5-2	L	22-20-8	52
10	OCT. 26		BUFFALO	6-1	W	5-3-2	12	51	JAN. 26		VANCOUVER	4-2	W	23-20-8	54
11	OCT. 29	@	Edmonton	3-2	L	5-4-2	12	52	JAN. 28	@	Detroit	4-4	T	23-20-9	55
12	OCT. 30	@	Calgary	4-2	L	5-5-2	12	53	JAN. 30	@	Buffalo	3-3	T	23-20-10	56
13	NOV. 2		CALGARY	3-1	W	6-5-2	14	54	JAN. 31	@	Toronto	5-2	W	24-20-10	58
14	NOV. 5	@	Montreal	4-2	L	6-6-2	14	55	FEB. 3		CHICAGO	4-2	L	24-21-10	58
15	NOV. 6	@	Ottawa	4-1	L	6-7-2	14	56	FEB. 5		PHILADELPHIA	6-2	L	24-22-10	58
16	NOV. 8	@	Toronto	3-0	W	7-7-2	16	57	FEB. 7		NY RANGERS	1-1	T	24-22-11	59
17	NOV. 11		TAMPA BAY	5-2	W	8-7-2	18	58	FEB. 25		COLORADO	4-2	L	24-23-11	59
18	NOV. 13		MONTREAL	5-2	L	8-8-2	18	59	FEB. 26	@	Colorado	3-0	L	24-24-11	59
19	NOV. 15	@	San Jose	3-2	W	9-8-2	20	60	FEB. 28	@	Dallas	4-0	L	24-25-11	59
20	NOV. 17		EDMONTON	6-3	W	10-8-2	22	61	MAR. 2		DETROIT	3-1	L	24-26-11	59
21	NOV. 20	@	Vancouver	4-2	L	10-9-2	22	62	MAR. 6		CAROLINA	5-4	L	24-27-11	59
22	NOV. 22		TORONTO	2-0	W	11-9-2	24	63	MAR. 8	@	Dallas	1-1	T	24-27-12	60
23	NOV. 25		ST. LOUIS	3-2	W	12-9-2	26	64	MAR. 10		LOS ANGELES	4-3	L	24-28-12	60
24	NOV. 27		DALLAS	4-1	L	12-10-2	26	65	MAR. 12		DALLAS	5-4	W	25-28-12	62
25	NOV. 29	@	Dallas	5-2	L	12-11-2	26	66	MAR. 14	@	St. Louis	2-0	W	26-28-12	64
26	DEC. 1	@	Florida	3-2	W	13-11-2	28	67	MAR. 16	@	Washington	2-1	L	26-29-12	64
27	DEC. 3	@	Tampa Bay	2-1	L	13-12-2	28	68	MAR. 19		COLORADO	4-3	L	26-30-12	64
28	DEC. 5	@	Carolina	2-2	T	13-12-3	29	69	MAR. 21	@	Los Angeles	3-2	L	26-31-12	64
29	DEC. 6	@	NY Islanders	4-0	L	13-13-3	29	70	MAR. 22		SAN JOSE	3-1	W	27-31-12	66
30	DEC. 8	@	NY Rangers	3-1	L	13-14-3	29	71	MAR. 24		TORONTO	4-2	W	28-31-12	68
31	DEC. 10	@	Chicago	3-3	T	13-14-4	30	72	MAR. 28		NEW JERSEY	3-0	L	28-32-12	68
32	DEC. 12		PITTSBURGH	2-2	T	13-14-5	31	73	APR. 1	@	Anaheim	5-1	W	29-32-12	70
33	DEC. 14		DETROIT	3-3	T	13-14-6	32	74	APR. 3		ANAHEIM	6-3	W	30-32-12	72
34	DEC. 17		VANCOUVER	5-1	L	13-15-6	32	75	APR. 5	@	New Jersey	3-2	L	30-33-12	72
35	DEC. 19	@	Anaheim	6-2	W	14-15-6	34	76	APR. 7	@	Pittsburgh	2-1	W	31-33-12	74
36	DEC. 20		TORONTO	3-2	L	14-16-6	34	77	APR. 9	@	Detroit	5-1	L	31-34-12	74
37	DEC. 23		CALGARY	2-2	T	14-16-7	35	78	APR. 11	@	St. Louis	4-3	W	32-34-12	76
38	DEC. 26	@	San Jose	4-0	W	15-16-7	37	79	APR. 12	@	Chicago	2-1	W	33-34-12	78
39	DEC. 27	@	Los Angeles	4-2	W	16-16-7	39	80	APR. 14		DETROIT	2-1	W	34-34-12	80
40	DEC. 29	@	Calgary	5-3	W	17-16-7	41	81	APR. 16		DALLAS	3-2	W	35-34-12	82
41	JAN. 1		LOS ANGELES	4-0	W	18-16-7	43	82	APR. 18		ST. LOUIS	5-4	L	35-35-12	82

1998-99 PHOENIX COYOTES

39-31-12 (90 points)
2nd Pacific Division

PLAYER	GP	G	A	PTS	PIM
Jeremy Roenick	78	24	48	72	130
Keith Tkachuk	68	36	32	68	151
Rick Tocchet	81	26	30	56	147
Greg Adams	75	19	24	43	26
Teppo Numminen	82	10	30	40	30
Dallas Drake	53	9	22	31	65
Jyrki Lumme	60	7	21	28	34
Oleg Tverdovsky	82	7	18	25	32
Juha Ylonen	59	6	17	23	20
Daniel Briere	64	8	14	22	30
Shane Doan	79	6	16	22	54
Bob Corkum	77	9	10	19	17
Mike Stapleton	76	9	9	18	34
Keith Carney	82	2	14	16	62
*Robert Reichel	13	7	6	13	4
Deron Quint	60	5	8	13	20
#Brad Isbister	32	4	4	8	46
Jim Cummins	55	1	7	8	190
#Cliff Ronning	7	2	5	7	2
*J.J. Daigneault	35	0	7	7	32
Mike Sullivan	63	2	4	6	24

PLAYER	GP	G	A	PTS	PIM
Trevor Letowski	14	2	2	4	2
Tavis Hansen	20	2	1	3	12
Rob Murray	13	1	2	3	4
*Stephen Leach	22	1	1	2	37
Gerald Diduck	44	0	2	2	72
#Jason Doig	9	0	1	1	10
*Jamie Huscroft	11	0	1	1	27
*Stan Neckar	11	0	1	1	10
Andrei Vasilyev	1	0	0	0	0
#J.F. Jomphe	1	0	0	0	2
Scott Langkow	1	0	0	0	0
Joe Dziedzic	2	0	0	0	0
Sean Gagnon	2	0	0	0	7
Robert Esche	3	0	0	0	0
*Mikhail Shtalenkov	4	0	0	0	0
*Brian Noonan	7	0	0	0	0
Brad Tiley	8	0	0	0	0
#Bryan Helmer	11	0	0	0	23
Louie DeBrusk	15	0	0	0	34
Jimmy Waite	16	0	0	0	2
Nikolai Khabibulin	63	0	0	0	8

GOALTENDER	GP	MIN	GAA	W-L-T	SO	GA	SA	SV%
Nikolai Khabibulin	63	3657	2.13	32-23-7	8	130	1681	.923
*Mikhail Shtalenkov	4	243	2.22	1-2-1	0	9	104	.913
Jimmy Waite	16	898	2.74	6-5-4	1	41	390	.895
Robert Esche	3	130	3.23	0-1-0	0	7	50	.860
Scott Langkow	1	35	5.14	0-0-0	0	3	17	.824

* - Acquired during season # - Relocated during season

#	DATE	H/R	OPPONENT	SCORE	RES	RECORD	PTS	#	DATE	H/R	OPPONENT	SCORE	RES	RECORD	PTS
1	OCT. 11		OTTAWA	4-1	L	0-1-0	0	42	JAN. 21		ANAHEIM	3-3	T	24-11-7	55
2	OCT. 15		COLORADO	5-2	W	1-1-0	2	43	JAN. 26	@	Buffalo	1-1	T	24-11-8	56
3	OCT. 19		BOSTON	3-1	W	2-1-0	4	44	JAN. 28	@	Philadelphia	4-2	L	24-12-8	56
4	OCT. 22	@	Dallas	2-1	L	2-2-0	4	45	JAN. 29	@	NY Islanders	4-4	T	24-12-9	57
5	OCT. 25	@	Anaheim	2-2	T	2-2-1	5	46	JAN. 31	@	Nashville	5-1	W	25-12-9	59
6	OCT. 26	@	Colorado	5-1	W	3-2-1	7	47	FEB. 2		CALGARY	2-2	T	25-12-10	60
7	OCT. 28	@	San Jose	4-2	W	4-2-1	9	48	FEB. 4		SAN JOSE	3-1	W	26-12-10	62
8	NOV. 1	@	Los Angeles	3-0	W	5-2-1	11	49	FEB. 6		CHICAGO	3-0	W	27-12-10	64
9	NOV. 6		DETROIT	3-1	W	6-2-1	13	50	FEB. 8		SAN JOSE	3-0	L	27-13-10	64
10	NOV. 10		COLORADO	1-1	T	6-2-2	14	51	FEB. 10		LOS ANGELES	3-0	W	28-13-10	66
11	NOV. 11	@	Dallas	2-0	W	7-2-2	16	52	FEB. 13	@	Colorado	4-1	W	29-13-10	68
12	NOV. 14		TAMPA BAY	4-1	W	8-2-2	18	53	FEB. 14		ANAHEIM	5-1	L	29-14-10	68
13	NOV. 18		VANCOUVER	4-2	W	9-2-2	20	54	FEB. 16		PHILADELPHIA	4-1	L	29-15-10	68
14	NOV. 20	@	San Jose	2-1	W	10-2-2	22	55	FEB. 19	@	Tampa Bay	4-2	L	29-16-10	68
15	NOV. 21		EDMONTON	3-2	W	11-2-2	24	56	FEB. 20	@	Florida	7-1	L	29-17-10	68
16	NOV. 24		CHICAGO	3-2	W	12-2-2	26	57	FEB. 22	@	Pittsburgh	4-1	L	29-18-10	68
17	NOV. 26		NEW JERSEY	3-2	W	13-2-2	28	58	FEB. 24	@	Washington	2-1	W	30-18-10	70
18	NOV. 28	@	Los Angeles	4-0	W	14-2-2	30	59	FEB. 26	@	NY Rangers	3-0	L	30-19-10	70
19	DEC. 2	@	Edmonton	4-3	L	14-3-2	30	60	FEB. 28	@	New Jersey	4-1	L	30-20-10	70
20	DEC. 5	@	Calgary	3-2	W	15-3-2	32	61	MAR. 2	@	Boston	3-2	L	30-21-10	70
21	DEC. 6	@	Vancouver	3-3	T	15-3-3	33	62	MAR. 5		DETROIT	7-2	L	30-22-10	70
22	DEC. 9		MONTREAL	4-2	W	16-3-3	35	63	MAR. 7		NASHVILLE	4-3	W	31-22-10	72
23	DEC. 12	@	Ottawa	2-0	W	17-3-3	37	64	MAR. 9	@	San Jose	4-2	L	31-23-10	72
24	DEC. 14	@	Montreal	2-2	T	17-3-4	38	65	MAR. 11		VANCOUVER	3-0	L	31-24-10	72
25	DEC. 16	@	Tampa Bay	5-2	L	17-4-4	38	66	MAR. 13		ANAHEIM	1-0	W	32-24-10	74
26	DEC. 17	@	St. Louis	3-2	L	17-5-4	38	67	MAR. 15		CAROLINA	5-5	T	32-24-11	75
27	DEC. 20		NY ISLANDERS	4-2	W	18-5-4	40	68	MAR. 17	@	Detroit	4-3	W	33-24-11	77
28	DEC. 22	@	Detroit	6-2	W	19-5-4	42	69	MAR. 18	@	St. Louis	2-2	T	33-24-12	78
29	DEC. 23	@	Chicago	4-3	L	19-6-4	42	70	MAR. 21		LOS ANGELES	4-1	W	34-24-12	80
30	DEC. 26	@	Los Angeles	2-1	W	20-6-4	44	71	MAR. 23		DALLAS	3-2	L	34-25-12	80
31	DEC. 28		LOS ANGELES	4-2	L	20-7-4	44	72	MAR. 25		WASHINGTON	4-2	W	35-25-12	82
32	DEC. 30		NY RANGERS	3-1	W	21-7-4	46	73	MAR. 27		CALGARY	2-1	W	36-25-12	84
33	JAN. 1		DALLAS	2-1	L	21-8-4	46	74	MAR. 29	@	Vancouver	1-0	L	36-26-12	84
34	JAN. 5		FLORIDA	2-2	T	21-8-5	47	75	MAR. 30	@	Edmonton	7-4	W	37-26-12	86
35	JAN. 7		EDMONTON	7-1	L	21-9-5	47	76	APR. 1	@	Calgary	4-1	W	38-26-12	88
36	JAN. 8	@	Anaheim	4-1	L	21-10-5	47	77	APR. 6		SAN JOSE	1-0	L	38-27-12	88
37	JAN. 11		BUFFALO	1-0	W	22-10-5	49	78	APR. 9		NASHVILLE	4-3	L	38-28-12	88
38	JAN. 13		PITTSBURGH	5-3	W	23-10-5	51	79	APR. 11	@	Anaheim	3-0	L	38-29-12	88
39	JAN. 15	@	Nashville	2-0	L	23-11-5	51	80	APR. 14	@	Dallas	4-2	L	38-30-12	88
40	JAN. 17	@	Chicago	1-1	T	23-11-6	52	81	APR. 15		ST. LOUIS	6-4	L	38-31-12	88
41	JAN. 19		ST. LOUIS	4-2	W	24-11-6	54	82	APR. 17		DALLAS	2-0	W	39-31-12	90

1999-00 PHOENIX COYOTES

39-31-8-4 (90 points)

3rd Pacific Division

PLAYER	GP	G	A	PTS	PIM
Jeremy Roenick	75	34	44	78	102
Shane Doan	81	26	25	51	66
Travis Green	78	25	21	46	45
Greg Adams	69	19	27	46	14
Dallas Drake	79	15	30	45	62
Keith Tkachuk	50	22	21	43	82
Teppo Numminen	79	8	34	42	16
Jyrki Lumme	74	8	32	40	44
Trevor Letowski	82	19	20	39	20
#Rick Tocchet	64	12	17	29	67
Juha Ylonen	76	6	23	29	12
Mika Alatalo	82	10	17	27	36
Keith Carney	82	4	20	24	87
Mike Sullivan	79	5	10	15	10
Benoit Hogue	27	3	10	13	10
#Deron Quint	50	3	7	10	22
Stan Neckar	66	2	8	10	36

PLAYER	GP	G	A	PTS	PIM
*Lyle Odelein	16	1	7	8	19
Louie DeBrusk	61	4	3	7	78
#Todd Gill	41	1	6	7	30
J.J. Daigneault	53	1	6	7	22
*Mikael Renberg	10	2	4	6	2
Radoslav Suchy	60	0	6	6	16
#Mikhail Shtalenkov	15	0	3	3	2
Daniel Briere	13	1	1	2	0
David Oliver	9	1	0	1	2
Jean-Guy Trudel	1	0	0	0	0
Wyatt Smith	2	0	0	0	0
Kevin Sawyer	3	0	0	0	12
Tavis Hansen	5	0	0	0	0
Robert Esche	8	0	0	0	4
*Chris Joseph	9	0	0	0	0
Bob Essensa	30	0	0	0	0
*Sean Burke	35	0	0	0	10

GOALTENDER	GP	MIN	GAA	W-L-T	SO	GA	SA	SV%
#Mikhail Shtalenkov	15	904	2.39	7-6-2	2	36	370	.903
*Sean Burke	35	2074	2.55	17-14-3	3	88	1022	.914
Bob Essensa	30	1573	2.78	13-10-3	1	73	719	.898
Robert Esche	8	408	3.38	2-5-0	0	23	215	.893

* - Acquired during season # - Relocated during season

#	DATE	H/R	OPPONENT	SCORE	RES	RECORD	PTS	#	DATE	H/R	OPPONENT	SCORE	RES	RECORD	PTS
1	OCT. 2	@	St. Louis	2-1	W	1-0-0-0	2	42	JAN. 10	@	NY Islanders	2-2	T	22-15-5-0	49
2	OCT. 5		ANAHEIM	4-0	W	2-0-0-0	4	43	JAN. 12		PITTSBURGH	3-1	W	23-15-5-0	51
3	OCT. 8	@	Chicago	3-3	T	2-0-1-0	5	44	JAN. 15		ANAHEIM	4-2	W	24-15-5-0	53
4	OCT. 10	@	NY Rangers	4-2	L	2-1-1-0	5	45	JAN. 17	@	Colorado	2-0	L	24-16-5-0	53
5	OCT. 11	@	Buffalo	2-2	T	2-1-2-0	6	46	JAN. 18	@	Nashville	4-4	T	24-16-6-0	54
6	OCT. 14		OTTAWA	4-3	W	3-1-2-0	8	47	JAN. 20		BUFFALO	2-1	W	25-16-6-0	56
7	OCT. 16		BOSTON	2-1	W	4-1-2-0	10	48	JAN. 23		SAN JOSE	3-2	W	26-16-6-0	58
8	OCT. 22	@	Los Angeles	6-3	W	5-1-2-0	12	49	JAN. 27	@	Carolina	4-2	W	27-16-6-0	60
9	OCT. 23		WASHINGTON	2-2	T	5-1-3-0	13	50	JAN. 28	@	Washington	3-2	OL	27-16-6-1	61
10	OCT. 26	@	Edmonton	3-1	L	5-2-3-0	13	51	JAN. 31		DETROIT	5-3	W	28-16-6-1	63
11	OCT. 28	@	Vancouver	4-1	W	6-2-3-0	15	52	FEB. 1	@	San Jose	1-0	W	29-16-6-1	65
12	OCT. 30	@	Colorado	5-3	W	7-2-3-0	17	53	FEB. 3		DALLAS	2-0	L	29-17-6-1	65
13	OCT. 31	@	Anaheim	3-0	W	8-2-3-0	19	54	FEB. 9		LOS ANGELES	5-2	L	29-18-6-1	65
14	NOV. 3	@	San Jose	6-3	L	8-3-3-0	19	55	FEB. 12		CALGARY	4-3	W	30-18-6-1	67
15	NOV. 5		DALLAS	6-4	L	8-4-3-0	19	56	FEB. 14		DETROIT	3-1	L	30-19-6-1	67
16	NOV. 10		EDMONTON	5-4	W	9-4-3-0	21	57	FEB. 18	@	Dallas	4-3	W	31-19-6-1	69
17	NOV. 12		VANCOUVER	3-2	L	9-5-3-0	21	58	FEB. 20		ATLANTA	4-2	W	32-19-6-1	71
18	NOV. 14		LOS ANGELES	3-2	L	9-6-3-0	21	59	FEB. 22	@	Montreal	1-0	L	32-20-6-1	71
19	NOV. 16		CALGARY	2-1	W	10-6-3-0	23	60	FEB. 23	@	Toronto	5-3	L	32-21-6-1	71
20	NOV. 18	@	Los Angeles	3-2	W	11-6-3-0	25	61	FEB. 25	@	Calgary	3-3	T	32-21-7-1	72
21	NOV. 20		CHICAGO	3-1	W	12-6-3-0	27	62	FEB. 27	@	Vancouver	2-1	L	32-22-7-1	72
22	NOV. 25		NEW JERSEY	4-2	W	13-6-3-0	29	63	MAR. 1		CAROLINA	7-5	W	33-22-7-1	74
23	NOV. 26		COLORADO	7-0	W	14-6-3-0	31	64	MAR. 3		DALLAS	4-1	L	33-23-7-1	74
24	NOV. 28	@	Detroit	4-3	W	15-6-3-0	33	65	MAR. 5	@	Chicago	7-3	L	33-24-7-1	74
25	NOV. 30	@	Nashville	6-3	W	16-6-3-0	35	66	MAR. 7	@	St. Louis	4-0	L	33-25-7-1	74
26	DEC. 2		TAMPA BAY	3-1	W	17-6-3-0	37	67	MAR. 9		NY ISLANDERS	5-0	W	34-25-7-1	76
27	DEC. 4		ANAHEIM	2-1	L	17-7-3-0	37	68	MAR. 11		VANCOUVER	5-0	W	35-25-7-1	78
28	DEC. 6	@	Dallas	3-2	W	18-7-3-0	39	69	MAR. 13		PHILADELPHIA	4-1	L	35-26-7-1	78
29	DEC. 8		FLORIDA	6-1	L	18-8-3-0	39	70	MAR. 15		ST. LOUIS	5-3	L	35-27-7-1	78
30	DEC. 11	@	Pittsburgh	4-2	L	18-9-3-0	39	71	MAR. 17		NASHVILLE	4-3	OL	35-27-7-2	79
31	DEC. 13	@	Boston	2-0	L	18-10-3-0	39	72	MAR. 21		CHICAGO	3-0	L	35-28-7-2	79
32	DEC. 16	@	Philadelphia	5-3	L	18-11-3-0	39	73	MAR. 23		COLORADO	4-2	L	35-29-7-2	79
33	DEC. 19		SAN JOSE	4-3	W	19-11-3-0	41	74	MAR. 24	@	San Jose	5-1	L	35-30-7-2	79
34	DEC. 21		ST. LOUIS	6-0	L	19-12-3-0	41	75	MAR. 26	@	Anaheim	4-3	OL	35-30-7-3	80
35	DEC. 22	@	Anaheim	8-2	W	20-12-3-0	43	76	MAR. 29	@	Atlanta	3-2	W	36-30-7-3	82
36	DEC. 26	@	Los Angeles	3-2	W	21-12-3-0	45	77	MAR. 31	@	Calgary	3-1	W	37-30-7-3	84
37	DEC. 28		NY RANGERS	2-2	T	21-12-4-0	46	78	APR. 1	@	Edmonton	4-3	OL	37-30-7-4	85
38	JAN. 1		EDMONTON	5-4	L	21-13-4-0	46	79	APR. 3		LOS ANGELES	2-1	W	38-30-7-4	87
39	JAN. 4	@	Detroit	5-2	W	22-13-4-0	48	80	APR. 5		NASHVILLE	3-2	W	39-30-7-4	89
40	JAN. 6	@	Ottawa	5-2	L	22-14-4-0	48	81	APR. 7		SAN JOSE	3-1	L	39-31-7-4	89
41	JAN. 8	@	New Jersey	4-3	L	22-15-4-0	48	82	APR. 9	@	Dallas	2-2	T	39-31-8-4	90

*Records for '99-00 are "adjusted" to reflect overtime losses instead of regulation ties.

2000-01 PHOENIX COYOTES

35-27-17-3 (90 points)

4th Pacific Division

PLAYER	GP	G	A	PTS	PIM
Jeremy Roenick	80	30	46	76	114
#Keith Tkachuk	64	29	42	71	108
Shane Doan	76	26	37	63	89
Joé Juneau	69	10	23	33	28
Landon Wilson	70	18	13	31	92
Teppo Numminen	72	5	26	31	36
Travis Green	69	13	15	28	63
Claude Lemieux	46	10	16	26	58
Brad May	62	11	14	25	107
Jyrki Lumme	58	4	21	25	44
Juha Ylonen	69	9	14	23	38
Trevor Letowski	77	7	15	22	32
Mika Alatalo	70	7	12	19	22
Ossi Vaananen	81	4	12	16	90
Keith Carney	82	2	14	16	86
Daniel Briere	30	11	4	15	12
Wyatt Smith	42	3	7	10	13

PLAYER	GP	G	A	PTS	PIM
Radoslav Suchy	72	0	10	10	22
Mike Sullivan	72	5	4	9	16
*Michal Handzus	10	4	4	8	21
*Mike Johnson	12	2	3	5	4
#Stan Neckar	53	2	2	4	63
*Paul Mara	16	0	4	4	14
Joel Bouchard	32	1	2	3	22
Robert Esche	25	0	3	3	2
#Chris Joseph	24	1	1	2	16
*Ladislav Nagy	6	0	1	1	2
*Todd Simpson	13	0	1	1	12
Sean Burke	62	0	1	1	16
Brad Ralph	1	0	0	0	0
David Cullen	2	0	0	0	0
Tavis Hansen	7	0	0	0	4
Louie DeBrusk	39	0	0	0	79

GOALTENDER	GP	MIN	GAA	W-L-T	SO	GA	SA	SV%
Sean Burke	62	3644	2.27	25-22-13	4	138	1766	.922
Robert Esche	25	1350	3.02	10-8-4	2	68	657	.896

* - Acquired during season # - Relocated during season

#	DATE	H/R	OPPONENT	SCORE	RES	RECORD	PTS	#	DATE	H/R	OPPONENT	SCORE	RES	RECORD	PTS
1	OCT. 5		ST. LOUIS	4-1	W	1-0-0-0	2	42	JAN. 12	@	Toronto	3-2	L	18-12-11-1	48
2	OCT. 7		MINNESOTA	4-1	W	2-0-0-0	4	43	JAN. 13	@	Montreal	5-2	L	18-13-11-1	48
3	OCT. 12	@	San Jose	2-1	L	2-1-0-0	4	44	JAN. 15		ST. LOUIS	3-1	W	19-13-11-1	50
4	OCT. 14		PHILADELPHIA	6-3	W	3-1-0-0	6	45	JAN. 17		PITTSBURGH	5-4	W	20-13-11-1	52
5	OCT. 15	@	Los Angeles	6-5	W	4-1-0-0	8	46	JAN. 19	@	Anaheim	4-3	W	21-13-11-1	54
6	OCT. 18		FLORIDA	2-1	W	5-1-0-0	10	47	JAN. 21		DALLAS	5-2	W	22-13-11-1	56
7	OCT. 21	@	Vancouver	3-2	W	6-1-0-0	12	48	JAN. 23	@	Calgary	4-2	W	23-13-11-1	58
8	OCT. 22	@	Edmonton	3-3	T	6-1-1-0	13	49	JAN. 24	@	Vancouver	6-2	L	23-14-11-1	58
9	OCT. 24	@	Calgary	2-2	T	6-1-2-0	14	50	JAN. 26	@	Edmonton	1-1	T	23-14-12-1	59
10	OCT. 27	@	Dallas	4-2	W	7-1-2-0	16	51	JAN. 29		NASHVILLE	5-2	L	23-15-12-1	59
11	OCT. 28		LOS ANGELES	3-1	W	8-1-2-0	18	52	FEB. 1		ANAHEIM	4-2	L	23-16-12-1	59
12	OCT. 30	@	Colorado	4-0	W	9-1-2-0	20	53	FEB. 7		CAROLINA	2-1	OL	23-16-12-2	60
13	NOV. 1	@	Anaheim	1-1	T	9-1-3-0	21	54	FEB. 9		EDMONTON	2-0	W	24-16-12-2	62
14	NOV. 3		DALLAS	2-2	T	9-1-4-0	22	55	FEB. 11		CHICAGO	3-2	W	25-16-12-2	64
15	NOV. 7	@	Los Angeles	3-3	T	9-1-5-0	23	56	FEB. 13	@	Tampa Bay	5-2	W	26-16-12-2	66
16	NOV. 8		DETROIT	4-2	L	9-2-5-0	23	57	FEB. 14	@	Florida	4-3	L	26-17-12-2	66
17	NOV. 11	@	Columbus	2-1	L	9-3-5-0	23	58	FEB. 16	@	Carolina	2-0	W	27-17-12-2	68
18	NOV. 12	@	NY Rangers	2-0	W	10-3-5-0	25	59	FEB. 18		CALGARY	4-1	L	27-18-12-2	68
19	NOV. 14	@	Washington	2-2	T	10-3-6-0	26	60	FEB. 21		COLUMBUS	3-2	W	28-18-12-2	70
20	NOV. 16		COLORADO	6-3	W	11-3-6-0	28	61	FEB. 23	@	Buffalo	7-3	W	29-18-12-2	72
21	NOV. 18		ANAHEIM	6-2	L	11-4-6-0	28	62	FEB. 25	@	Detroit	6-3	L	29-19-12-2	72
22	NOV. 21		CHICAGO	4-1	L	11-5-6-0	28	63	FEB. 27	@	Boston	7-4	L	29-20-12-2	72
23	NOV. 25	@	St. Louis	5-1	L	11-6-6-0	28	64	FEB. 28	@	Columbus	5-2	L	29-21-12-2	72
24	NOV. 26	@	Philadelphia	2-1	W	12-6-6-0	30	65	MAR. 2		DETROIT	2-2	T	29-21-13-2	73
25	NOV. 29	@	Colorado	2-1	L	12-7-6-0	30	66	MAR. 4		COLORADO	5-0	L	29-22-13-2	73
26	NOV. 30		MINNESOTA	2-0	W	13-7-6-0	32	67	MAR. 6		NASHVILLE	5-1	W	30-22-13-2	75
27	DEC. 2		DALLAS	5-2	L	13-8-6-0	32	68	MAR. 8		VANCOUVER	3-2	W	31-22-13-2	77
28	DEC. 6		VANCOUVER	1-1	T	13-8-7-0	33	69	MAR. 10		MONTREAL	3-3	T	31-22-14-2	78
29	DEC. 10		COLUMBUS	1-1	T	13-8-8-0	34	70	MAR. 14		NEW JERSEY	3-2	L	31-23-14-2	78
30	DEC. 14		TAMPA BAY	3-2	W	14-8-8-0	36	71	MAR. 16	@	Dallas	1-1	T	31-23-15-2	79
31	DEC. 16		SAN JOSE	2-1	OL	14-8-8-1	37	72	MAR. 17	@	Nashville	4-1	L	31-24-15-2	79
32	DEC. 20		CALGARY	4-2	W	15-8-8-1	39	73	MAR. 19	@	Los Angeles	6-2	L	31-25-15-2	79
33	DEC. 22		ATLANTA	5-1	W	16-8-8-1	41	74	MAR. 21		OTTAWA	5-2	L	31-26-15-2	79
34	DEC. 27	@	Chicago	1-1	T	16-8-9-1	42	75	MAR. 24		EDMONTON	7-4	W	32-26-15-2	81
35	DEC. 29	@	Minnesota	2-2	T	16-8-10-1	43	76	MAR. 25		NY ISLANDERS	2-2	T	32-26-16-2	82
36	DEC. 30	@	St. Louis	2-1	L	16-9-10-1	43	77	MAR. 28	@	Minnesota	2-0	W	33-26-16-2	84
37	JAN. 1		SAN JOSE	3-2	L	16-10-10-1	43	78	MAR. 29	@	Nashville	4-3	OL	33-26-16-3	85
38	JAN. 4		NY RANGERS	3-1	W	17-10-10-1	45	79	MAR. 31		SAN JOSE	3-1	W	34-26-16-3	87
39	JAN. 6	@	NY Islanders	2-1	W	18-10-10-1	47	80	APR. 3		LOS ANGELES	2-2	T	34-26-17-3	88
40	JAN. 9	@	Detroit	2-2	T	18-10-11-1	48	81	APR. 5	@	San Jose	3-0	L	34-27-17-3	88
41	JAN. 10	@	New Jersey	5-1	L	18-11-11-1	48	82	APR. 6	@	Anaheim	5-2	W	35-27-17-3	90

2001-02 PHOENIX COYOTES

40-27-9-6 (95 points)

2nd Pacific Division

PLAYER	GP	G	A	PTS	PIM
Daymond Langkow	80	27	35	62	36
Daniel Briere	78	32	28	60	52
Shane Doan	81	20	29	49	61
Teppo Numminen	76	13	35	48	20
Michal Handzus	79	15	30	45	34
Ladislav Nagy	74	23	19	42	50
Claude Lemieux	82	16	25	41	70
Danny Markov	72	6	30	36	67
Mike Johnson	57	5	22	27	28
Paul Mara	75	7	17	24	58
Krystofer Kolanos	57	11	11	22	48
Brad May	72	10	12	22	95
Landon Wilson	47	7	12	19	46
Radoslav Suchy	81	4	13	17	10
#Sergei Berezin	41	7	9	16	4
Todd Simpson	67	2	13	15	152
Ossi Vaananen	76	2	12	14	74
*Brian Savage	30	6	6	12	8
*Andrei Nazarov	30	6	3	9	51

PLAYER	GP	G	A	PTS	PIM
#Trevor Letowski	33	2	6	8	4
Branko Radivojevic	18	4	2	6	4
*Drake Berehowsky	32	1	4	5	42
Mike Sullivan	42	1	2	3	16
#Todd Warriner	18	0	3	3	8
*Denis Pederson	19	1	1	2	20
Jason Jaspers	4	0	1	1	4
Sean Burke	60	0	1	1	14
*Darcy Hordichuk	1	0	0	0	14
#Kirill Safronov	1	0	0	0	0
Jean-Guy Trudel	3	0	0	0	2
Patrick DesRochers	5	0	0	0	2
Martin Grenier	5	0	0	0	5
*Sebastien Bordeleau	6	0	0	0	2
#Tyler Bouck	7	0	0	0	4
Dan Focht	8	0	0	0	11
Wyatt Smith	10	0	0	0	0
#David Cullen	14	0	0	0	6
Robert Esche	22	0	0	0	16

GOALTENDER	GP	MIN	GAA	W-L-T	SO	GA	SA	SV%
Sean Burke	60	3587	2.29	33-21-6	5	137	1711	.920
Robert Esche	22	1145	2.72	6-10-2	1	52	533	.902
Patrick DesRochers	5	243	3.70	1-2-1	0	15	99	.848

* - Acquired during season # - Relocated during season

#	DATE	H/R	OPPONENT	SCORE	RES	RECORD	PTS	#	DATE	H/R	OPPONENT	SCORE	RES	RECORD	PTS
1	OCT. 4	@	Los Angeles	2-2	T	0-0-1-0	1	42	JAN. 4	@	San Jose	5-3	L	18-15-6-3	45
2	OCT. 6	@	Edmonton	6-2	L	0-1-1-0	1	43	JAN. 6		TAMPA BAY	3-0	L	18-16-6-3	45
3	OCT. 8	@	Calgary	2-1	W	1-1-1-0	3	44	JAN. 9		SAN JOSE	6-5	L	18-17-6-3	45
4	OCT. 11	@	Chicago	3-0	L	1-2-1-0	3	45	JAN. 15		DETROIT	2-2	T	18-17-7-3	46
5	OCT. 13		WASHINGTON	5-2	W	2-2-1-0	5	46	JAN. 17	@	Colorado	3-2	OL	18-17-7-4	47
6	OCT. 16		BOSTON	1-1	T	2-2-2-0	6	47	JAN. 19		BUFFALO	3-1	L	18-18-7-4	47
7	OCT. 18	@	Dallas	3-1	L	2-3-2-0	6	48	JAN. 21	@	Nashville	1-0	W	19-18-7-4	49
8	OCT. 20		VANCOUVER	5-2	W	3-3-2-0	8	49	JAN. 23	@	Chicago	4-1	W	20-18-7-4	51
9	OCT. 24		ANAHEIM	3-2	OL	3-3-2-1	9	50	JAN. 25	@	Detroit	4-1	L	20-19-7-4	51
10	OCT. 27		COLORADO	1-0	W	4-3-2-1	11	51	JAN. 26	@	Columbus	3-2	W	21-19-7-4	53
11	OCT. 30	@	Buffalo	3-2	W	5-3-2-1	13	52	JAN. 28	@	Atlanta	4-2	W	22-19-7-4	55
12	NOV. 1	@	New Jersey	5-2	L	5-4-2-1	13	53	JAN. 30	@	Florida	3-1	W	23-19-7-4	57
13	NOV. 2	@	Washington	2-2	T	5-4-3-1	14	54	FEB. 4	@	Vancouver	4-2	L	23-20-7-4	57
14	NOV. 4	@	Carolina	1-0	OL	5-4-3-2	15	55	FEB. 6		CHICAGO	5-2	L	23-21-7-4	57
15	NOV. 7		DETROIT	3-1	L	5-5-3-2	15	56	FEB. 8		LOS ANGELES	6-5	W	24-21-7-4	59
16	NOV. 9	@	Dallas	5-1	W	6-5-3-2	17	57	FEB. 10		EDMONTON	4-3	L	24-22-7-4	59
17	NOV. 10	@	St. Louis	4-1	L	6-6-3-2	17	58	FEB. 12		CALGARY	4-3	W	25-22-7-4	61
18	NOV. 13		EDMONTON	5-4	OL	6-6-3-3	18	59	FEB. 13	@	Los Angeles	2-2	T	25-22-8-4	62
19	NOV. 15		SAN JOSE	5-3	W	7-6-3-3	20	60	FEB. 26		DALLAS	5-1	W	26-22-8-4	64
20	NOV. 17		NY ISLANDERS	6-1	W	8-6-3-3	22	61	FEB. 28	@	Colorado	2-1	OL	26-22-8-5	65
21	NOV. 20		MINNESOTA	2-1	W	9-6-3-3	24	62	MAR. 3		COLUMBUS	2-1	W	27-22-8-5	67
22	NOV. 23	@	Minnesota	5-2	L	9-7-3-3	24	63	MAR. 5		NEW JERSEY	4-1	W	28-22-8-5	69
23	NOV. 24	@	St. Louis	5-3	L	9-8-3-3	24	64	MAR. 7		VANCOUVER	6-1	W	29-22-8-5	71
24	NOV. 27	@	Columbus	3-0	L	9-9-3-3	24	65	MAR. 9		OTTAWA	3-2	W	30-22-8-5	73
25	NOV. 29		NASHVILLE	1-0	W	10-9-3-3	26	66	MAR. 12		CHICAGO	3-1	W	31-22-8-5	75
26	DEC. 1		PITTSBURGH	5-2	W	11-9-3-3	28	67	MAR. 15	@	Nashville	3-2	W	32-22-8-5	77
27	DEC. 5		ST. LOUIS	3-0	W	12-9-3-3	30	68	MAR. 17	@	Minnesota	2-2	T	32-22-9-5	78
28	DEC. 7	@	Detroit	1-1	T	12-9-4-3	31	69	MAR. 19	@	Boston	4-2	L	32-23-9-5	78
29	DEC. 8	@	Montreal	3-3	T	12-9-5-3	32	70	MAR. 20	@	Pittsburgh	3-1	W	33-23-9-5	80
30	DEC. 11	@	Toronto	6-3	L	12-10-5-3	32	71	MAR. 22	@	Dallas	4-3	L	33-24-9-5	80
31	DEC. 13	@	Ottawa	6-0	L	12-11-5-3	32	72	MAR. 24		LOS ANGELES	4-0	W	34-24-9-5	82
32	DEC. 15		DALLAS	6-2	L	12-12-5-3	32	73	MAR. 27	@	Anaheim	4-2	W	35-24-9-5	84
33	DEC. 17		COLUMBUS	4-1	W	13-12-5-3	34	74	MAR. 28		ANAHEIM	2-1	OL	35-24-9-6	85
34	DEC. 19		CALGARY	6-3	W	14-12-5-3	36	75	MAR. 30		COLORADO	5-3	W	36-24-9-6	87
35	DEC. 21	@	Anaheim	2-1	L	14-13-5-3	36	76	APR. 1		ST. LOUIS	5-3	W	37-24-9-6	89
36	DEC. 23		ANAHEIM	4-0	L	14-14-5-3	36	77	APR. 4	@	San Jose	5-2	L	37-25-9-6	89
37	DEC. 26		LOS ANGELES	1-1	T	14-14-6-3	37	78	APR. 7	@	Vancouver	4-3	L	37-26-9-6	89
38	DEC. 28		PHILADELPHIA	4-2	W	15-14-6-3	39	79	APR. 9	@	Calgary	4-2	W	38-26-9-6	91
39	DEC. 30	@	San Jose	4-2	W	16-14-6-3	41	80	APR. 10	@	Edmonton	3-0	L	38-27-9-6	91
40	DEC. 31		NY RANGERS	5-0	W	17-14-6-3	43	81	APR. 12		MINNESOTA	7-1	W	39-27-9-6	93
41	JAN. 3		ATLANTA	2-1	W	18-14-6-3	45	82	APR. 14		NASHVILLE	6-4	W	40-27-9-6	95

2002-03 PHOENIX COYOTES

31-35-11-5 (78 points)

4th Pacific Division

PLAYER	GP	G	A	PTS	PIM
Mike Johnson	82	23	40	63	47
Shane Doan	82	21	37	58	86
Ladislav Nagy	80	22	35	57	92
Daymond Langkow	82	20	32	52	56
#Daniel Briere	68	17	29	46	50
#Tony Amonte	59	13	23	36	26
Teppo Numminen	78	6	24	30	30
Branko Radivojevic	79	12	15	27	63
Paul Mara	73	10	15	25	78
Danny Markov	64	4	16	20	36
#Ramzi Abid	30	10	8	18	30
*Deron Quint	51	7	10	17	20
Brian Savage	43	6	10	16	22
Landon Wilson	31	6	8	14	26
#Claude Lemieux	36	6	8	14	30
Kelly Buchberger	79	3	9	12	109
Todd Simpson	66	2	7	9	135
Ossi Vaananen	67	2	7	9	82
Radoslav Suchy	77	1	8	9	18
*Paul Ranheim	40	3	4	7	10

PLAYER	GP	G	A	PTS	PIM
#Brad May	20	3	4	7	32
Jeff Taffe	20	3	1	4	4
*Jan Hrdina	4	0	4	4	8
Andrei Nazarov	59	3	0	3	135
Drake Berehowsky	7	1	2	3	27
*Chris Gratton	14	0	1	1	21
*Brad Ference	15	0	1	1	28
*Scott Pellerin	23	0	1	1	8
Brian Boucher	45	0	1	1	0
*Jean-Marc Pelletier	2	0	0	0	0
Jason Jaspers	2	0	0	0	0
Krystofer Kolanos	2	0	0	0	0
Martin Grenier	3	0	0	0	0
#Patrick DesRochers	4	0	0	0	0
*Frank Banham	5	0	0	0	2
#Dan Focht	10	0	0	0	10
Zac Bierk	16	0	0	0	2
Sean Burke	22	0	0	0	4
#Darcy Hordichuk	25	0	0	0	82

GOALTENDER	GP	MIN	GAA	W-L-T	SO	GA	SA	SV%
Sean Burke	22	1248	2.12	12-6-2	2	44	632	.930
Zac Bierk	16	884	2.17	4-9-1	1	32	471	.932
Brian Boucher	45	2544	3.02	15-20-8	0	128	1210	.894
*Jean-Marc Pelletier	2	119	3.03	0-2-0	0	6	48	.875
#Patrick DesRochers	4	175	3.77	0-3-0	0	11	88	.875

* - Acquired during season # - Relocated during season

#	DATE	H/R	OPPONENT	SCORE	RES	RECORD	PTS	#	DATE	H/R	OPPONENT	SCORE	RES	RECORD	PTS
1	OCT. 9	@	Los Angeles	4-1	L	0-1-0-0	0	42	JAN. 8	@	Chicago	0-0	T	15-17-7-3	40
2	OCT. 12		DALLAS	5-2	L	0-2-0-0	0	43	JAN. 10	@	Minnesota	2-1	L	15-18-7-3	40
3	OCT. 14	@	Columbus	4-2	W	1-2-0-0	2	44	JAN. 11	@	Nashville	4-3	OL	15-18-7-4	41
4	OCT. 15	@	Ottawa	2-1	L	1-3-0-0	2	45	JAN. 14		ST. LOUIS	4-1	L	15-19-7-4	41
5	OCT. 17	@	Toronto	5-3	L	1-4-0-0	2	46	JAN. 18		BUFFALO	1-0	L	15-20-7-4	41
6	OCT. 19	@	Buffalo	3-2	W	2-4-0-0	4	47	JAN. 20		SAN JOSE	3-1	W	16-20-7-4	43
7	OCT. 22	@	Nashville	2-1	W	3-4-0-0	6	48	JAN. 23	@	Calgary	7-1	W	17-20-7-4	45
8	OCT. 24		COLORADO	3-2	L	3-5-0-0	6	49	JAN. 24	@	Edmonton	5-1	W	18-20-7-4	47
9	OCT. 26		MINNESOTA	6-1	L	3-6-0-0	6	50	JAN. 26	@	Vancouver	1-0	L	18-21-7-4	47
10	OCT. 28	@	NY Rangers	3-2	OL	3-6-0-1	7	51	JAN. 28		CALGARY	4-3	W	19-21-7-4	49
11	OCT. 29	@	NY Islanders	3-2	W	4-6-0-1	9	52	FEB. 5	@	Los Angeles	4-3	L	19-22-7-4	49
12	OCT. 31	@	Philadelphia	6-2	L	4-7-0-1	9	53	FEB. 7	@	Anaheim	3-2	L	19-23-7-4	49
13	NOV. 3		NASHVILLE	2-1	W	5-7-0-1	11	54	FEB. 8		DALLAS	3-1	L	19-24-7-4	49
14	NOV. 7		MINNESOTA	4-1	W	6-7-0-1	13	55	FEB. 12		NEW JERSEY	3-0	L	19-25-7-4	49
15	NOV. 9		VANCOUVER	5-2	L	6-8-0-1	13	56	FEB. 14	@	Minnesota	3-2	W	20-25-7-4	51
16	NOV. 11	@	Tampa Bay	4-2	L	6-9-0-1	13	57	FEB. 15	@	St. Louis	5-3	W	21-25-7-4	53
17	NOV. 12	@	Carolina	3-2	L	6-10-0-1	13	58	FEB. 18		COLUMBUS	5-2	W	22-25-7-4	55
18	NOV. 15	@	Atlanta	5-1	W	7-10-0-1	15	59	FEB. 20	@	Chicago	2-1	W	23-25-7-4	57
19	NOV. 17		COLORADO	4-4	T	7-10-1-1	16	60	FEB. 21	@	Dallas	2-2	T	23-25-8-4	58
20	NOV. 20		DALLAS	2-2	T	7-10-2-1	17	61	FEB. 23		CALGARY	4-2	L	23-26-8-4	58
21	NOV. 22		FLORIDA	3-3	T	7-10-3-1	18	62	FEB. 26		CAROLINA	4-2	W	24-26-8-4	60
22	NOV. 25	@	Dallas	5-1	L	7-11-3-1	18	63	FEB. 28		ANAHEIM	3-1	W	25-26-8-4	62
23	NOV. 27	@	Anaheim	2-2	T	7-11-4-1	19	64	MAR. 2	@	Detroit	5-2	L	25-27-8-4	62
24	NOV. 28		CHICAGO	4-2	L	7-12-4-1	19	65	MAR. 4	@	Pittsburgh	4-1	W	26-27-8-4	64
25	NOV. 30	@	San Jose	3-2	W	8-12-4-1	21	66	MAR. 6	@	St. Louis	6-3	L	26-28-8-4	64
26	DEC. 3		SAN JOSE	3-2	OL	8-12-4-2	22	67	MAR. 8		SAN JOSE	6-4	W	27-28-8-4	66
27	DEC. 5		DETROIT	5-3	L	8-13-4-2	22	68	MAR. 10	@	Colorado	2-2	T	27-28-9-4	67
28	DEC. 7		MONTREAL	4-2	L	8-14-4-2	22	69	MAR. 12		DETROIT	3-2	L	27-29-9-4	67
29	DEC. 9		COLUMBUS	3-3	T	8-14-5-2	23	70	MAR. 14		CHICAGO	4-0	L	27-30-9-4	67
30	DEC. 11		ATLANTA	4-2	W	9-14-5-2	25	71	MAR. 15		ANAHEIM	4-2	W	28-30-9-4	69
31	DEC. 13		WASHINGTON	4-3	L	9-15-5-2	25	72	MAR. 18		BOSTON	2-1	W	29-30-9-4	71
32	DEC. 15		LOS ANGELES	2-1	W	10-15-5-2	27	73	MAR. 20		EDMONTON	3-2	W	30-30-9-4	73
33	DEC. 17		PITTSBURGH	5-2	W	11-15-5-2	29	74	MAR. 22		TAMPA BAY	4-0	L	30-31-9-4	73
34	DEC. 20		ST. LOUIS	3-3	T	11-15-6-2	30	75	MAR. 24	@	Calgary	2-0	L	30-32-9-4	73
35	DEC. 22	@	Anaheim	4-0	L	11-16-6-2	30	76	MAR. 26	@	Edmonton	4-3	L	30-33-9-4	73
36	DEC. 26	@	Los Angeles	4-3	OL	11-16-6-3	31	77	MAR. 27	@	Vancouver	5-1	L	30-34-9-4	73
37	DEC. 28		PHILADELPHIA	4-0	W	12-16-6-3	33	78	MAR. 29	@	Colorado	6-1	L	30-35-9-4	73
38	DEC. 30		EDMONTON	4-3	W	13-16-6-3	35	79	MAR. 31		LOS ANGELES	5-4	OL	30-35-9-5	74
39	JAN. 1	@	Washington	2-1	W	14-16-6-3	37	80	APR. 2		VANCOUVER	3-3	T	30-35-10-5	75
40	JAN. 3	@	Detroit	4-1	W	15-16-6-3	39	81	APR. 4		NASHVILLE	1-0	W	31-35-10-5	77
41	JAN. 4	@	Columbus	2-0	L	15-17-6-3	39	82	APR. 6	@	San Jose	3-3	T	31-35-11-5	78

2003-04 PHOENIX COYOTES

22-36-18-6 (68 points)

5th Pacific Division

PLAYER	GP	G	A	PTS	PIM
Shane Doan	79	27	41	68	47
Ladislav Nagy	55	24	28	52	46
Daymond Langkow	81	21	31	52	40
Paul Mara	81	6	36	42	48
#Chris Gratton	68	11	18	29	93
#Jan Hrdina	55	11	15	26	30
#Brian Savage	61	12	13	25	36
#Branko Radivojevic	53	9	14	23	36
Radoslav Suchy	82	7	14	21	8
Cale Hulse	82	3	17	20	123
Jeff Taffe	59	8	10	18	20
Daniel Cleary	68	6	11	17	42
*Mike Comrie	28	8	7	15	16
#Mike Sillinger	60	8	6	14	54
Fredrik Sjostrom	57	7	6	13	22
David Tanabe	45	5	7	12	22
Krystofer Kolanos	41	4	6	10	24
Mike Johnson	11	1	9	10	10
Tyson Nash	69	3	5	8	110

PLAYER	GP	G	A	PTS	PIM
#Ossi Vaananen	67	2	4	6	87
Brad Ference	63	0	5	5	103
#Landon Wilson	35	1	3	4	16
*Derek Morris	14	0	4	4	2
Andrei Nazarov	33	1	2	3	125
*Ivan Novoseltsev	17	2	0	2	6
Erik Westrum	15	1	1	2	20
*Todd Reirden	7	0	2	2	4
#Sean Burke	32	0	2	2	8
*Michael Rupp	6	0	1	1	6
Bryan Helmer	17	0	1	1	10
Jason Jaspers	3	0	0	0	2
Goran Bezina	3	0	0	0	2
Zac Bierk	4	0	0	0	2
Jean-Marc Pelletier	4	0	0	0	0
*Brent Johnson	8	0	0	0	0
Mike Stutzel	9	0	0	0	0
Brian Boucher	40	0	0	0	2
Matthew Spiller	51	0	0	0	54

GOALTENDER	GP	MIN	GAA	W-L-T	SO	GA	SA	SV%
*Brent Johnson	8	486	2.59	1-6-1	0	21	243	.914
Brian Boucher	40	2364	2.74	10-19-10	5	108	1150	.906
#Sean Burke	32	1795	2.81	10-15-5	1	84	913	.908
Zac Bierk	4	190	3.79	0-1-2	0	12	108	.889
Jean-Marc Pelletier	4	175	4.11	1-1-0	0	12	84	.857

* - Acquired during season # - Relocated during season

#	DATE	H/R	OPPONENT	SCORE	RES	RECORD	PTS	#	DATE	H/R	OPPONENT	SCORE	RES	RECORD	PTS
1	OCT. 10		ST. LOUIS	2-1	W	1-0-0-0	2	42	JAN. 11		ATLANTA	1-1	T	16-12-12-2	46
2	OCT. 12	@	Anaheim	2-0	W	2-0-0-0	4	43	JAN. 13		VANCOUVER	4-1	L	16-13-12-2	46
3	OCT. 15	@	Florida	2-1	W	3-0-0-0	6	44	JAN. 15	@	Nashville	4-3	L	16-14-12-2	46
4	OCT. 16	@	Tampa Bay	5-1	L	3-1-0-0	6	45	JAN. 16	@	Detroit	3-3	T	16-14-13-2	47
5	OCT. 18		PHILADELPHIA	5-4	L	3-2-0-0	6	46	JAN. 21		SAN JOSE	4-2	L	16-15-13-2	47
6	OCT. 23		TORONTO	5-4	L	3-3-0-0	6	47	JAN. 22	@	San Jose	2-1	W	17-15-13-2	49
7	OCT. 25	@	San Jose	4-4	T	3-3-1-0	7	48	JAN. 24		DETROIT	5-2	W	18-15-13-2	51
8	OCT. 26	@	Vancouver	3-3	T	3-3-2-0	8	49	JAN. 27		CALGARY	2-1	L	18-16-13-2	51
9	OCT. 28		CHICAGO	2-2	T	3-3-3-0	9	50	JAN. 29		OTTAWA	4-1	L	18-17-13-2	51
10	OCT. 31		VANCOUVER	4-1	L	3-4-3-0	9	51	JAN. 31		DALLAS	5-4	L	18-18-13-2	51
11	NOV. 1	@	Los Angeles	7-3	L	3-5-3-0	9	52	FEB. 2		COLUMBUS	3-3	T	18-18-14-2	52
12	NOV. 6	@	Colorado	2-1	L	3-6-3-0	9	53	FEB. 4		FLORIDA	5-4	OL	18-18-14-3	53
13	NOV. 8		ANAHEIM	4-3	W	4-6-3-0	11	54	FEB. 5	@	San Jose	5-0	L	18-19-14-3	53
14	NOV. 9	@	Anaheim	2-1	OL	4-6-3-1	12	55	FEB. 11	@	Anaheim	5-3	L	18-20-14-3	53
15	NOV. 13		COLORADO	3-2	W	5-6-3-1	14	56	FEB. 13		NY ISLANDERS	5-2	L	18-21-14-3	53
16	NOV. 14	@	Dallas	3-3	T	5-6-4-1	15	57	FEB. 14		DALLAS	3-2	W	19-21-14-3	55
17	NOV. 16	@	Columbus	2-2	T	5-6-5-1	16	58	FEB. 16	@	St. Louis	4-2	L	19-22-14-3	55
18	NOV. 19		ST. LOUIS	5-4	W	6-6-5-1	18	59	FEB. 18	@	Detroit	5-2	L	19-23-14-3	55
19	NOV. 21		SAN JOSE	5-0	L	6-7-5-1	18	60	FEB. 20		COLUMBUS	3-2	W	20-23-14-3	57
20	NOV. 23	@	Atlanta	1-0	L	6-8-5-1	18	61	FEB. 21		NASHVILLE	8-2	L	20-24-14-3	57
21	NOV. 24	@	Dallas	5-2	L	6-9-5-1	18	62	FEB. 23		ANAHEIM	1-1	T	20-24-15-3	58
22	NOV. 27		LOS ANGELES	6-4	W	7-9-5-1	20	63	FEB. 25		PITTSBURGH	4-3	OL	20-24-15-4	59
23	NOV. 30	@	Boston	3-3	T	7-9-6-1	21	64	FEB. 27		EDMONTON	7-2	L	20-25-15-4	59
24	DEC. 2	@	New Jersey	3-1	W	8-9-6-1	23	65	FEB. 29	@	Calgary	4-2	L	20-26-15-4	59
25	DEC. 4	@	Buffalo	3-2	W	9-9-6-1	25	66	MAR. 2	@	Edmonton	5-4	OL	20-26-15-5	60
26	DEC. 5	@	Philadelphia	3-2	L	9-10-6-1	25	67	MAR. 5		MONTREAL	4-3	L	20-27-15-5	60
27	DEC. 7	@	Chicago	2-2	T	9-10-7-1	26	68	MAR. 7		MINNESOTA	1-1	T	20-27-16-5	61
28	DEC. 10		DALLAS	2-1	W	10-10-7-1	28	69	MAR. 9	@	Los Angeles	3-2	L	20-28-16-5	61
29	DEC. 12		EDMONTON	3-3	T	10-10-8-1	29	70	MAR. 10		LOS ANGELES	3-1	L	20-29-16-5	61
30	DEC. 15		MINNESOTA	5-2	L	10-11-8-1	29	71	MAR. 12		COLORADO	3-2	L	20-30-16-5	61
31	DEC. 18	@	Los Angeles	4-4	T	10-11-9-1	30	72	MAR. 14	@	Colorado	4-1	L	20-31-16-5	61
32	DEC. 20	@	St. Louis	1-1	T	10-11-10-1	31	73	MAR. 16		ANAHEIM	3-2	OL	20-31-16-6	62
33	DEC. 22	@	Nashville	3-3	T	10-11-11-1	32	74	MAR. 18		DETROIT	1-1	T	20-31-17-6	63
34	DEC. 23	@	Columbus	2-1	W	11-11-11-1	34	75	MAR. 21	@	Chicago	2-2	T	20-31-18-6	64
35	DEC. 27		NASHVILLE	3-1	L	11-12-11-1	34	76	MAR. 22	@	Minnesota	3-2	W	21-31-18-6	66
36	DEC. 29		NY RANGERS	3-2	OL	11-12-11-2	35	77	MAR. 24		CALGARY	4-0	L	21-32-18-6	66
37	DEC. 31		LOS ANGELES	4-0	W	12-12-11-2	37	78	MAR. 26		SAN JOSE	3-0	L	21-33-18-6	66
38	JAN. 2	@	Dallas	6-0	W	13-12-11-2	39	79	MAR. 28	@	Edmonton	4-2	L	21-34-18-6	66
39	JAN. 4	@	Carolina	3-0	W	14-12-11-2	41	80	MAR. 29	@	Vancouver	6-1	L	21-35-18-6	66
40	JAN. 7	@	Washington	3-0	W	15-12-11-2	43	81	MAR. 31	@	Calgary	1-0	L	21-36-18-6	66
41	JAN. 9	@	Minnesota	2-0	W	16-12-11-2	45	82	APR. 3		CHICAGO	2-1	W	22-36-18-6	68

2005-06 PHOENIX COYOTES

38-39-5 (81 points)
5th Pacific Division

PLAYER	GP	G	A	PTS	PIM
Shane Doan	82	30	36	66	123
Mike Comrie	80	30	30	60	55
Ladislav Nagy	51	15	41	56	74
Mike Johnson	80	16	38	54	50
Paul Mara	78	15	32	47	70
*Geoff Sanderson	75	25	21	46	58
Keith Ballard	82	8	31	39	99
Derek Morris	53	6	21	27	54
Oleg Saprykin	67	11	14	25	50
Zbynek Michalek	82	9	15	24	62
*Steven Reinprecht	28	12	11	23	8
*Dave Scatchard	47	11	12	23	84
Fredrik Sjostrom	75	6	17	23	42
Boyd Devereaux	78	8	14	22	44
#Mike Leclerc	35	9	12	21	29
*# Jamie Lundmark	38	5	13	18	36
Mike Ricci	78	10	6	16	69
*Oleg Kvasha	15	4	7	11	6
#Petr Nedved	25	2	9	11	34
#Denis Gauthier	45	2	9	11	61
*Dennis Seidenberg	34	1	10	11	14
#Sean O'Donnell	57	1	7	8	121

PLAYER	GP	G	A	PTS	PIM
Tyson Nash	50	0	6	6	84
*Jamie Rivers	18	0	5	5	26
#David Tanabe	21	0	4	4	8
#Krystofer Kolanos	9	2	1	3	2
Bill Thomas	9	1	2	3	8
*Joel Perrault	5	1	1	2	2
Matt Jones	16	0	2	2	14
*Yanick Lehoux	3	1	0	1	2
*Josh Gratton	11	1	0	1	30
+Brett Hull	5	0	1	1	0
Matthew Spiller	8	0	1	1	13
Steve Gainey	20	0	1	1	20
Curtis Joseph	60	0	1	1	18
*Pascal Rheaume	1	0	0	0	0
#Michael Rupp	1	0	0	0	0
*Pavel Brendl	2	0	0	0	0
#Jeff Taffe	2	0	0	0	0
*Philippe Sauve	5	0	0	0	0
*#Tim Jackman	8	0	0	0	21
David LeNeveu	15	0	0	0	0
#Brian Boucher	11	0	0	0	2

GOALTENDER	GP	MIN	GAA	W-L-T	SO	GA	SA	SV%
Curtis Joseph	60	3424	2.91	32-21-3	4	166	1690	.902
David LeNeveu	15	814	3.24	3-8-2	0	44	386	.886
#Brian Boucher	11	512	3.87	3-6-0	0	33	268	.877
*Philippe Sauve	5	187	5.45	0-4-0	0	17	128	.867

* - Acquired during season # - Relocated during season

#	DATE	H/R	OPPONENT	SCORE	RES	RECORD	PTS	#	DATE	H/R	OPPONENT	SCORE	RES	RECORD	PTS
1	OCT. 5	@	Vancouver	3-2	L	0-1-0	0	42	JAN. 8		COLUMBUS	5-2	L	20-20-2	42
2	OCT. 6	@	Los Angeles	3-2	L	0-2-0	0	43	JAN. 10	@	Ottawa	7-2	L	20-21-2	42
3	OCT. 8		MINNESOTA	2-1	W	1-2-0	2	44	JAN. 12	@	Buffalo	2-1	W	21-21-2	44
4	OCT. 11	@	Dallas	3-2	L	1-3-0	2	45	JAN. 14	@	Toronto	4-3	W	22-21-2	46
5	OCT. 13		NASHVILLE	5-4	SOL	1-3-1	3	46	JAN. 16		WASHINGTON	6-1	L	22-22-2	46
6	OCT. 15		DETROIT	2-0	L	1-4-1	3	47	JAN. 19		FLORIDA	6-3	W	23-22-2	48
7	OCT. 17	@	Calgary	2-0	W	2-4-1	5	48	JAN. 21		EDMONTON	4-3	W	24-22-2	50
8	OCT. 18	@	Edmonton	4-3	W	3-4-1	7	49	JAN. 23	@	Dallas	4-1	L	24-23-2	50
9	OCT. 20	@	Vancouver	3-2	L	3-5-1	7	50	JAN. 24	@	Minnesota	3-2	L	24-24-2	50
10	OCT. 23	@	Anaheim	5-3	L	3-6-1	7	51	JAN. 26	@	St. Louis	5-3	W	25-24-2	52
11	OCT. 25		ST. LOUIS	5-4	W	4-6-1	9	52	JAN. 28		SAN JOSE	6-2	W	26-24-2	54
12	OCT. 27		CALGARY	3-2	W	5-6-1	11	53	JAN. 29		EDMONTON	4-3	SOL	26-24-3	55
13	OCT. 29		DALLAS	5-3	L	5-7-1	11	54	JAN. 31		VANCOUVER	7-4	L	26-25-3	55
14	OCT. 30	@	Anaheim	3-2	L	5-8-1	11	55	FEB. 2		LOS ANGELES	2-1	W	27-25-3	57
15	NOV. 3		LOS ANGELES	4-0	W	6-8-1	13	56	FEB. 4		MINNESOTA	6-4	L	27-26-3	57
16	NOV. 5	@	Detroit	4-1	W	7-8-1	15	57	FEB. 7		CHICAGO	3-1	L	27-27-3	57
17	NOV. 6	@	Chicago	2-1	OL	7-8-2	16	58	FEB. 9		DALLAS	5-1	L	27-28-3	57
18	NOV. 8	@	Minnesota	4-2	W	8-8-2	18	59	FEB. 12		SAN JOSE	5-4	OL	27-28-4	58
19	NOV. 10		CALGARY	4-3	L	8-9-2	18	60	MAR. 2		DALLAS	6-2	W	28-28-4	60
20	NOV. 12		ANAHEIM	2-1	W	9-9-2	20	61	MAR. 4		DETROIT	7-3	L	28-29-4	60
21	NOV. 16		COLORADO	3-1	L	9-10-2	20	62	MAR. 7	@	Detroit	5-2	W	29-29-4	62
22	NOV. 19	@	San Jose	4-3	W	10-10-2	22	63	MAR. 9	@	Columbus	5-4	L	29-30-4	62
23	NOV. 20		COLUMBUS	5-1	W	11-10-2	24	64	MAR. 11		ANAHEIM	5-3	L	29-31-4	62
24	NOV. 22		ANAHEIM	2-1	L	11-11-2	24	65	MAR. 12	@	Anaheim	5-2	L	29-32-4	62
25	NOV. 25	@	Dallas	4-1	W	12-11-2	26	66	MAR. 14	@	Los Angeles	6-2	W	30-32-4	64
26	NOV. 26		VANCOUVER	2-1	W	13-11-2	28	67	MAR. 16	@	Nashville	2-0	L	30-33-4	64
27	NOV. 30	@	Anaheim	6-1	L	13-12-2	28	68	MAR. 19	@	Chicago	3-2	W	31-33-4	66
28	DEC. 3		CAROLINA	8-4	W	14-12-2	30	69	MAR. 21	@	Columbus	5-2	W	32-33-4	68
29	DEC. 5		ATLANTA	5-2	W	15-12-2	32	70	MAR. 23		CHICAGO	4-3	W	33-33-4	70
30	DEC. 11	@	Boston	2-1	W	16-12-2	34	71	MAR. 25		ANAHEIM	5-2	L	33-34-4	70
31	DEC. 13	@	Montreal	5-2	L	16-13-2	34	72	MAR. 28		NASHVILLE	5-3	W	34-34-4	72
32	DEC. 15		TAMPA BAY	3-1	L	16-14-2	34	73	MAR. 30	@	San Jose	5-2	W	35-34-4	74
33	DEC. 17	@	Los Angeles	4-1	L	16-15-2	34	74	APR. 1	@	San Jose	4-3	W	36-34-4	76
34	DEC. 20		ST. LOUIS	5-4	L	16-16-2	34	75	APR. 3	@	Edmonton	7-1	L	36-35-4	76
35	DEC. 22		SAN JOSE	2-1	W	17-16-2	36	76	APR. 5	@	Calgary	5-2	L	36-36-4	76
36	DEC. 23	@	Dallas	3-2	W	18-16-2	38	77	APR. 8		DALLAS	3-2	SOL	36-36-5	77
37	DEC. 26	@	Colorado	7-4	L	18-17-2	38	78	APR. 10		SAN JOSE	3-2	L	36-37-5	77
38	DEC. 28	@	San Jose	5-4	W	19-17-2	40	79	APR. 11	@	Colorado	6-4	L	36-38-5	77
39	DEC. 29		LOS ANGELES	6-5	W	20-17-2	42	80	APR. 13		LOS ANGELES	3-0	W	37-38-5	79
40	DEC. 31		COLORADO	5-2	L	20-18-2	42	81	APR. 15	@	Nashville	5-1	L	37-39-5	79
41	JAN. 5	@	Los Angeles	4-0	L	20-19-2	42	82	APR. 16	@	St. Louis	3-0	W	38-39-5	81

2006-07 PHOENIX COYOTES

31-46-5 (67 points)

5th Pacific Division

PLAYER	GP	G	A	PTS	PIM
Shane Doan	73	27	28	55	73
# Ladislav Nagy	55	8	33	41	48
Owen Nolan	76	16	24	40	56
*# Yanic Perreault	49	19	14	33	30
Steven Reinprecht	49	9	24	33	28
Ed Jovanovski	54	11	18	29	63
Jeremy Roenick	70	11	17	28	32
Zbynek Michalek	82	4	24	28	34
Keith Ballard	69	5	22	27	59
Derek Morris	82	6	19	25	115
Michael Zigomanis	75	14	9	23	46
# Georges Laraque	56	5	17	22	52
# Mike Comrie	24	7	13	20	20
Travis Roche	50	6	13	19	22
Fredrik Sjostrom	78	9	9	18	48
Bill Thomas	24	8	6	14	2
Nick Boynton	59	2	9	11	138

PLAYER	GP	G	A	PTS	PIM
Patrick Fischer	27	4	6	10	24
* Mathias Tjarnqvist	26	5	4	9	2
* Niko Kapanen	19	2	7	9	8
Dave Scatchard	46	3	5	8	72
* Kevyn Adams	33	1	7	8	8
* Daniel Carcillo	18	4	3	7	74
Matt Jones	45	1	6	7	39
Jeff Taffe	17	4	2	6	2
Yanick Lehoux	7	1	2	3	4
#* Joel Perrault	21	1	2	3	14
Don MacLean	9	1	1	2	0
Enver Lisin	17	1	1	2	16
Josh Gratton	52	1	1	2	188
# Dennis Seidenberg	32	1	1	2	16
Keith Yandle	7	0	2	2	8
* Brendan Bell	14	0	2	2	8
Mike Ricci	7	0	1	1	4

GOALTENDER	GP	MIN	GAA	W-L-T	SO	GA	SA	SV%
Curtis Joseph	55	2993	3.19	18-31-2	4	159	1481	.893
*Mikael Tellqvist	30	1591	3.39	11-11-3	2	90	780	.885
David LeNeveu	6	233	3.86	2-1-0	0	15	142	.894
Michael Morrison	4	127	6.14	0-3-0	0	13	62	.790

* - Acquired during season # - Relocated during season

#	DATE	H/R	OPPONENT	SCORE	RES	RECORD	PTS	#	DATE	H/R	OPPONENT	SCORE	RES	RECORD	PTS
1	OCT. 5		NY ISLANDERS	6-3	W	1-0-0	2	42	JAN. 9	@	DALLAS	5-2	W	20-20-2	42
2	OCT. 7		ANAHEIM	2-1	L	1-1-0	2	43	JAN. 11		DETROIT	5-1	L	20-21-2	42
3	OCT. 9	@	COLUMBUS	5-1	L	1-2-0	2	44	JAN. 13		SAN JOSE	4-1	L	20-22-2	42
4	OCT. 11	@	DETROIT	9-2	L	1-3-0	2	45	JAN. 15		ST. LOUIS	5-4	W	21-22-2	44
5	OCT. 14	@	NASHVILLE	4-1	L	1-4-0	2	46	JAN. 17	@	COLORADO	4-3	L	21-23-2	44
6	OCT. 17	@	ST. LOUIS	5-2	W	2-4-0	4	47	JAN. 18	@	SAN JOSE	5-2	L	21-24-2	44
7	OCT. 19		LOS ANGELES	4-0	L	2-5-0	4	48	JAN. 20	@	LOS ANGELES	3-2	W	22-24-2	46
8	OCT. 21		DALLAS	4-0	L	2-6-0	4	49	JAN. 26	@	COLORADO	5-4	W	23-24-2	48
9	OCT. 23	@	EDMONTON	5-2	L	2-7-0	4	50	JAN. 27		PITTSBURGH	7-2	L	23-25-2	48
10	OCT. 24	@	CALGARY	6-1	L	2-8-0	4	51	JAN. 31	@	ANAHEIM	2-1	L	23-26-2	48
11	OCT. 26		EDMONTON	6-2	W	3-8-0	6	52	FEB. 1		NASHVILLE	3-2	W	24-26-2	50
12	OCT. 28		NY RANGERS	7-3	L	3-9-0	6	53	FEB. 3		MINNESOTA	1-0	L	24-27-2	50
13	NOV. 3	@	ANAHEIM	6-2	L	3-10-0	6	54	FEB. 6	@	COLUMBUS	3-0	W	25-27-2	52
14	NOV. 4		LOS ANGELES	6-4	W	4-10-0	8	55	FEB. 7	@	DETROIT	4-2	L	25-28-2	52
15	NOV. 9		DALLAS	1-0	L	4-11-0	8	56	FEB. 10	@	FLORIDA	5-2	L	25-29-2	52
16	NOV. 11		SAN JOSE	2-1	L	4-12-0	8	57	FEB. 13	@	TAMPA BAY	5-3	L	25-30-2	52
17	NOV. 14		MINNESOTA	4-3	W	5-12-0	10	58	FEB. 15		ANAHEIM	5-4	OL	25-30-3	53
18	NOV. 16		CHICAGO	3-2	W	6-12-0	12	59	FEB. 17		DETROIT	4-1	L	25-31-3	53
19	NOV. 18	@	LOS ANGELES	5-3	L	6-13-0	12	60	FEB. 19	@	NASHVILLE	4-1	L	25-32-3	53
20	NOV. 19	@	ANAHEIM	6-4	L	6-14-0	12	61	FEB. 22		CALGARY	3-2	W	26-32-3	55
21	NOV. 22		NEW JERSEY	3-1	W	7-14-0	14	62	FEB. 26	@	CALGARY	5-2	L	26-33-3	55
22	NOV. 24	@	MINNESOTA	4-0	L	7-15-0	14	63	FEB. 27	@	EDMONTON	3-0	W	27-33-3	57
23	NOV. 25	@	ST. LOUIS	2-1	W	8-15-0	16	64	MAR. 1	@	VANCOUVER	4-3	L	27-34-3	57
24	NOV. 30		LOS ANGELES	7-4	W	9-15-0	18	65	MAR. 3		COLUMBUS	4-3	L	27-35-3	57
25	DEC. 4		NASHVILLE	3-2	W	10-15-0	20	66	MAR. 7	@	ANAHEIM	2-1	L	27-36-3	57
26	DEC. 6	@	DALLAS	3-0	L	10-16-0	20	67	MAR. 8		VANCOUVER	4-2	L	27-37-3	57
27	DEC. 7	@	CHICAGO	2-1	W	11-16-0	22	68	MAR. 10		CHICAGO	7-5	L	27-38-3	57
28	DEC. 9		DALLAS	4-3	OL	11-16-1	23	69	MAR. 12		PHILADELPHIA	4-0	W	28-38-3	59
29	DEC. 11	@	SAN JOSE	4-0	L	11-17-1	23	70	MAR. 15		SAN JOSE	5-1	L	28-39-3	59
30	DEC. 12	@	VANCOUVER	5-2	L	11-18-1	23	71	MAR. 17		COLORADO	6-3	L	28-40-3	59
31	DEC. 14		COLUMBUS	5-4	W	12-18-1	25	72	MAR. 18	@	DALLAS	5-4	OL	28-40-4	60
32	DEC. 16		CALGARY	6-3	L	12-19-1	25	73	MAR. 20	@	MINNESOTA	3-2	L	28-41-4	60
33	DEC. 21		EDMONTON	3-2	L	12-20-1	25	74	MAR. 22		ANAHEIM	2-1	W	29-41-4	62
34	DEC. 23		ANAHEIM	2-0	W	13-20-1	27	75	MAR. 24		DALLAS	4-3	OL	29-41-5	63
35	DEC. 26	@	LOS ANGELES	4-3	OL	13-20-2	28	76	MAR. 27	@	DALLAS	6-0	L	29-42-5	63
36	DEC. 28	@	SAN JOSE	3-2	W	14-20-2	30	77	MAR. 29		COLORADO	4-3	L	29-43-5	63
37	DEC. 30		SAN JOSE	8-0	W	15-20-2	32	78	MAR. 30	@	SAN JOSE	4-2	L	29-44-5	63
38	JAN. 1	@	WASHINGTON	3-2	W	16-20-2	34	79	APR. 3		ST. LOUIS	5-2	L	29-45-5	63
39	JAN. 4	@	CAROLINA	2-0	W	17-20-2	36	80	APR. 5		LOS ANGELES	3-2	W	30-45-5	65
40	JAN. 5	@	ATLANTA	5-4	W	18-20-2	38	81	APR. 7	@	LOS ANGELES	3-2	L	30-46-5	65
41	JAN. 7	@	CHICAGO	4-2	W	19-20-2	40	82	APR. 8		VANCOUVER	3-1	W	31-46-5	67

2007-08 PHOENIX COYOTES

38-37-7 (83 points)
4th Pacific Division

PLAYER	GP	G	A	PTS	PIM
Shane Doan	80	28	50	78	59
Radim Vrbata	76	27	29	56	14
Peter Mueller	81	22	32	54	32
Ed Jovanovski	80	12	39	51	73
Steven Reinprecht	81	16	30	46	26
Martin Hanzal	72	8	27	35	28
Niko Kapanen	79	10	18	28	34
Daniel Winnik	79	11	15	26	25
Derek Morris	82	8	17	25	83
Daniel Carcillo	57	13	11	24	324
Keith Ballard	82	6	15	21	85
#Fredrik Sjostrom	51	10	9	19	14
Joel Perrault	49	7	10	17	48
Zbynek Michalek	75	4	13	17	34
Mike York	63	6	8	14	4

PLAYER	GP	G	A	PTS	PIM
Keith Yandle	43	5	7	12	14
Nick Boynton	79	3	9	12	125
Mathias Tjanqvist	78	4	7	11	34
Craig Weller	59	3	8	11	80
Enver Lisin	13	4	1	5	6
Mike Zigomanis	33	2	1	3	6
Matt Jones	45	0	2	2	10
Kyle Turris	3	0	1	1	2
Matt Murley	3	0	1	1	0
*Marcel Hossa	14	0	0	0	4
Bill Thomas	7	0	0	0	0
Brendan Bell	2	0	0	0	0
Pete Vandermeer	2	0	0	0	0
Ryan Caldwell	2	0	0	0	2
Josh Gratton	1	0	0	0	5

GOALTENDER	GP	MIN	GAA	W-L-T	SO	GA	SA	SV%
*Ilya Bryzgalov	55	3167	2.43	26-22-5	3	128	1621	.921
Mikael Tellqvist	22	1224	2.75	9-8-2	2	56	607	.908
#Alex Auld	9	509	3.54	3-6-0	1	30	249	.880
David Aebischer	1	60	3.00	0-1-0	0	3	33	.909

* - Acquired during season # - Relocated during season

#	DATE	H/R	OPPONENT	SCORE	RES	RECORD	PTS	#	DATE	H/R	OPPONENT	SCORE	RES	RECORD	PTS
1	OCT. 4		ST. LOUIS	3-2	W	1-0-0	2	42	JAN. 10	@	EDMONTON	5-2	L	22-19-1	45
2	OCT. 6		BOSTON	3-1	L	1-1-0	2	43	JAN. 11	@	VANCOUVER	4-3	W	23-19-1	47
3	OCT. 10	@	COLUMBUS	3-0	L	1-2-0	2	44	JAN. 13	@	MINNESOTA	4-1	L	23-20-1	47
4	OCT. 11	@	NASHVILLE	6-3	W	2-2-0	4	45	JAN. 15		SAN JOSE	5-3	W	24-20-1	49
5	OCT. 13		MINNESOTA	3-2	L	2-3-0	4	46	JAN. 17		COLUMBUS	4-3	L	24-21-1	49
6	OCT. 18		EDMONTON	4-2	L	2-4-0	4	47	JAN. 19		CHICAGO	2-1	OL	24-21-2	50
7	OCT. 20		DETROIT	5-2	L	2-5-0	4	48	JAN. 21		BUFFALO	6-2	W	25-21-2	52
8	OCT. 25	@	ANAHEIM	1-0	W	3-5-0	6	49	JAN. 24		NASHVILLE	4-3	W	26-21-2	54
9	OCT. 27		DALLAS	5-3	L	3-6-0	6	50	JAN. 29	@	COLUMBUS	4-2	W	27-21-2	56
10	OCT. 30	@	ST. LOUIS	2-1	W	4-6-0	8	51	JAN. 30	@	DETROIT	3-2	L	27-22-2	56
11	NOV. 2	@	DALLAS	5-0	W	5-6-0	10	52	FEB. 2	@	NASHVILLE	3-2	OL	27-22-3	57
12	NOV. 3		ANAHEIM	5-2	L	5-7-0	10	53	FEB. 4	@	COLORADO	4-3	W	28-22-3	59
13	NOV. 7	@	ANAHEIM	6-5	W	6-7-0	12	54	FEB. 5	@	CALGARY	4-3	OL	28-22-4	60
14	NOV. 8		DALLAS	5-2	W	7-7-0	14	55	FEB. 7		COLUMBUS	2-1	L	28-23-4	60
15	NOV. 10	@	SAN JOSE	4-1	L	7-8-0	14	56	FEB. 10		NASHVILLE	6-3	L	28-24-4	60
16	NOV. 12	@	SAN JOSE	5-0	L	7-9-0	14	57	FEB. 11	@	DALLAS	2-1	L	28-25-4	60
17	NOV. 15		SAN JOSE	6-0	L	7-10-0	14	58	FEB. 14		DALLAS	5-2	W	29-25-4	62
18	NOV. 17	@	LOS ANGELES	1-0	W	8-10-0	16	59	FEB. 16		LOS ANGELES	4-3	W	30-25-4	64
19	NOV. 21		LOS ANGELES	4-1	W	9-10-0	18	60	FEB. 18	@	LOS ANGELES	4-0	W	31-25-4	66
20	NOV. 23	@	ANAHEIM	4-3	W	10-10-0	20	61	FEB. 19		CALGARY	4-1	L	31-26-4	66
21	NOV. 24		TORONTO	5-1	W	11-10-0	22	62	FEB. 22		COLORADO	3-2	OL	31-26-5	67
22	NOV. 28	@	MINNESOTA	3-1	L	11-11-0	22	63	FEB. 24		ST. LOUIS	2-0	W	32-26-5	69
23	NOV. 30	@	CHICAGO	6-1	L	11-12-0	22	64	FEB. 27	@	CHICAGO	1-0	L	32-27-5	69
24	DEC. 1	@	DETROIT	3-2	L	11-13-0	22	65	FEB. 28	@	ST. LOUIS	2-1	W	33-27-5	71
25	DEC. 3	@	PITTSBURGH	3-1	L	11-14-0	22	66	MAR. 1		CALGARY	3-1	L	33-28-5	71
26	DEC. 5		LOS ANGELES	4-1	W	12-14-0	24	67	MAR. 5	@	DALLAS	2-1	W	34-28-5	73
27	DEC. 7		SAN JOSE	1-0	L	12-15-0	24	68	MAR. 6		MONTREAL	4-2	L	34-29-5	73
28	DEC. 8	@	LOS ANGELES	4-2	W	13-15-0	26	69	MAR. 8		OTTAWA	4-2	L	34-30-5	73
29	DEC. 13	@	NY ISLANDERS	3-2	L	13-16-0	26	70	MAR. 11		ANAHEIM	3-2	W	35-30-5	75
30	DEC. 15	@	NEW JERSEY	4-1	W	14-16-0	28	71	MAR. 13		VANCOUVER	2-0	W	36-30-5	77
31	DEC. 16	@	NY RANGERS	5-1	W	15-16-0	30	72	MAR. 15		EDMONTON	5-2	L	36-31-5	77
32	DEC. 18	@	PHILADELPHIA	3-2	W	16-16-0	32	73	MAR. 17	@	VANCOUVER	3-1	L	36-32-5	77
33	DEC. 20	@	SAN JOSE	3-2	W	17-16-0	34	74	MAR. 18	@	EDMONTON	8-4	L	36-33-5	77
34	DEC. 22		VANCOUVER	2-1	OL	17-16-1	35	75	MAR. 20		LOS ANGELES	6-5	OL	36-33-6	78
35	DEC. 27		MINNESOTA	3-2	L	17-17-1	35	76	MAR. 22		ANAHEIM	2-1	L	36-34-6	78
36	DEC. 29		DETROIT	4-2	L	17-18-1	35	77	MAR. 25		SAN JOSE	5-4	W	37-34-6	80
37	DEC. 31		COLORADO	4-3	W	18-18-1	37	78	MAR. 27	@	LOS ANGELES	4-0	L	37-35-6	80
38	JAN. 2	@	COLORADO	5-2	W	19-18-1	39	79	MAR. 30	@	SAN JOSE	3-1	L	37-36-6	80
39	JAN. 3		CHICAGO	4-2	W	20-18-1	41	80	APR. 3		DALLAS	4-2	L	37-37-6	80
40	JAN. 5		ANAHEIM	3-2	W	21-18-1	43	81	APR. 4	@	DALLAS	4-2	W	38-37-6	82
41	JAN. 8	@	CALGARY	3-1	W	22-18-1	45	82	APR. 6	@	ANAHEIM	3-2	OL	38-37-7	83

2008-09 PHOENIX COYOTES

36-39-7 (79 points)

4th Pacific Division

PLAYER	GP	G	A	PTS	PIM
Shane Doan	82	31	42	73	72
#Olli Jokinen	57	21	21	42	49
Steven Reinprecht	73	14	27	41	20
Ed Jovanovski	82	9	27	36	106
Peter Mueller	72	13	23	36	24
Martin Hanzal	74	11	20	31	40
Keith Yandle	69	4	26	30	37
Mikkel Boedker	78	11	17	28	18
Zbynek Michalek	82	6	21	27	28
Enver Lisin	48	13	8	21	24
*Joakim Lindstrom	44	9	11	20	28
Kyle Turris	63	8	12	20	21
*Matthew Lombardi	19	5	11	16	14
Viktor Tikhonov	61	8	8	16	20
Todd Fedoruk	72	6	7	13	72
*Scottie Upshall	19	8	5	13	26
#Derek Morris	57	5	7	12	24

PLAYER	GP	G	A	PTS	PIM
*Ken Klee	68	1	10	11	24
*Petr Prucha	19	2	8	10	6
#Daniel Carcillo	54	3	7	10	174
Kevin Porter	34	5	5	10	4
David Hale	48	3	6	9	36
Kurt Sauer	68	1	6	7	36
Daniel Winnik	49	3	4	7	63
*Dmitri Kalinin	15	1	3	4	6
Steven Goertzen	16	2	2	4	24
Joel Perrault	7	2	1	3	4
*Nigel Dawes	12	0	2	2	0
*Brandon Prust	11	0	1	1	29
Jeff Hoggan	4	0	1	1	7
David Schlemko	3	0	1	1	0
Brian McGrattan	5	0	0	0	22
Garth Murray	10	0	0	0	12
*Alexander Nikulin	1	0	0	0	0

GOALTENDER	GP	MIN	GAA	W-L-T	SO	GA	SA	SV%
Ilya Bryzgalov	65	3759	2.98	26-31-6	3	187	1994	.906
#Mikael Tellqvist	15	798	2.86	7-5-1	0	38	408	.907
Al Montoya	5	259	2.08	3-1-0	1	9	120	.925
Josh Tordjman	2	118	4.07	0-2-0	0	8	62	.871

* - Acquired during season # - Relocated during season

#	DATE	H/R	OPPONENT	SCORE	RES	RECORD	PTS	#	DATE	H/R	OPPONENT	SCORE	RES	RECORD	PTS
1	OCT. 11		COLUMBUS	3-1	W	1-0-0	2	42	JAN. 8		TAMPA BAY	3-2	W	20-17-5	45
2	OCT. 12	@	Anaheim	4-2	W	2-0-0	4	43	JAN. 10		DALLAS	1-0	W	21-17-5	47
3	OCT. 15	@	Chicago	4-1	L	2-1-0	4	44	JAN. 13	@	Minnesota	6-3	L	21-18-5	47
4	OCT. 17	@	Ottawa	6-3	L	2-2-0	4	45	JAN. 15	@	Vancouver	4-1	W	22-18-5	49
5	OCT. 18	@	Montreal	4-1	L	2-3-0	4	46	JAN. 17	@	Calgary	4-3	W	23-18-5	51
6	OCT. 23		WASHINGTON	2-1	W	3-3-0	6	47	JAN. 18	@	Edmonton	6-3	L	23-19-5	51
7	OCT. 25		CALGARY	4-1	L	3-4-0	6	48	JAN. 20		DETROIT	6-3	W	24-19-5	53
8	OCT. 30		PITTSBURGH	4-1	W	4-4-0	8	49	JAN. 27		ANAHEIM	7-3	L	24-20-5	53
9	NOV. 1		MINNESOTA	3-2	L	4-5-0	8	50	JAN. 29	@	San Jose	2-0	L	24-21-5	53
10	NOV. 4	@	Calgary	4-2	W	5-5-0	10	51	JAN. 31		BUFFALO	2-0	L	24-22-5	53
11	NOV. 6	@	Vancouver	1-0	L	5-6-0	10	52	FEB. 3	@	Nashville	2-1	L	24-23-5	53
12	NOV. 8		FLORIDA	4-1	W	6-6-0	12	53	FEB. 4	@	Detroit	5-4	L	24-24-5	53
13	NOV. 9		SAN JOSE	4-2	W	7-6-0	14	54	FEB. 7		CAROLINA	7-2	L	24-25-5	53
14	NOV. 12	@	Columbus	5-2	W	8-6-0	16	55	FEB. 11	@	Dallas	1-0	W	25-25-5	55
15	NOV. 13	@	Minnesota	4-0	L	8-7-0	16	56	FEB. 12		VANCOUVER	4-3	L	25-26-5	55
16	NOV. 15		Dallas	3-2	L	8-8-0	16	57	FEB. 14		CALGARY	7-5	L	25-27-5	55
17	NOV. 18		CHICAGO	3-2	OL	8-8-1	17	58	FEB. 16		EDMONTON	3-1	L	25-28-5	55
18	NOV. 21	@	Carolina	5-2	L	8-9-1	17	59	FEB. 19		ATLANTA	4-3	W	26-28-5	57
19	NOV. 22	@	Philadelphia	4-3	OL	8-9-2	18	60	FEB. 21	@	Los Angeles	6-3	W	27-28-5	59
20	NOV. 24	@	NY Rangers	4-1	I	8-10-2	18	61	FEB. 24	@	St. Louis	2-1	L	27-29-5	59
21	NOV. 26	@	Columbus	3-2	W	9-10-2	20	62	FEB. 26	@	Nashville	4-1	L	27-30-5	59
22	NOV. 28		COLORADO	2-1	W	10-10-2	22	63	FEB. 28		ST. LOUIS	3-1	L	27-31-5	59
23	NOV. 29		SAN JOSE	3-2	L	10-11-2	22	64	MAR. 5	@	Boston	2-1	W	28-31-5	61
24	DEC. 2		LOS ANGELES	4-2	W	11-11-2	24	65	MAR. 6	@	Buffalo	5-1	L	28-32-5	61
25	DEC. 4		TORONTO	6-3	W	12-11-2	26	66	MAR. 8	@	NY Islanders	3-2	L	28-33-5	61
26	DEC. 6	@	St. Louis	4-3	L	12-12-2	26	67	MAR. 10	@	Detroit	3-2	OL	28-33-6	62
27	DEC. 7	@	Chicago	7-1	L	12-13-2	26	68	MAR. 12	@	New Jersey	5-2	L	28-34-6	62
28	DEC. 10	@	Dallas	5-3	W	13-13-2	28	69	MAR. 14		NASHVILLE	2-0	L	28-35-6	62
29	DEC. 11		MINNESOTA	3-1	W	14-13-2	30	70	MAR. 17		SAN JOSE	4-3	W	29-35-6	64
30	DEC. 13		DETROIT	5-4	OL	14-13-3	31	71	MAR. 19		ANAHEIM	3-2	OL	29-35-7	65
31	DEC. 16	@	Dallas	2-1	OL	14-13-4	32	72	MAR. 21		VANCOUVER	5-1	W	30-35-7	67
32	DEC. 18		NASHVILLE	2-1	W	15-13-4	34	73	MAR. 22	@	Anaheim	6-2	L	30-36-7	67
33	DEC. 20		COLUMBUS	2-0	W	16-13-4	36	74	MAR. 16		EDMONTON	3-2	W	31-36-7	69
34	DEC. 22	@	Edmonton	4-2	L	16-14-4	36	75	MAR. 28	@	San Jose	3-2	L	31-37-7	69
35	DEC. 23	@	Colorado	5-4	OL	16-14-5	37	76	MAR. 30		DALLAS	6-5	W	32-37-7	71
36	DEC. 26	@	Los Angeles	2-1	W	17-14-5	39	77	APR. 1	@	Colorado	3-0	W	33-37-7	73
37	DEC. 27		LOS ANGELES	4-0	L	17-15-5	39	78	APR. 2		LOS ANGELES	2-1	W	34-37-7	75
38	DEC. 31		COLORADO	3-1	W	18-15-5	41	79	APR. 4	@	Los Angeles	6-1	L	34-38-7	75
39	JAN. 2		NY ISLANDERS	5-4	W	19-15-5	43	80	APR. 7		ST. LOUIS	5-1	L	34-39-7	75
40	JAN. 4	@	Anaheim	2-0	L	19-16-5	43	81	APR. 9	@	San Jose	4-1	W	35-39-7	77
41	JAN. 6		CHICAGO	6-0	L	19-17-5	43	82	APR. 11		ANAHEIM	5-4	W	36-39-7	79

2009-10 PHOENIX COYOTES

50-25-7 (107 points)

2nd Pacific Division

PLAYER	GP	G	A	PTS	PIM
Shane Doan	82	18	37	55	41
Matthew Lombardi	78	19	34	53	36
Radim Vrbata	82	24	19	43	24
Keith Yandle	82	12	29	41	45
Ed Jovanovski	66	10	24	34	55
Martin Hanzal	81	11	22	33	104
Scottie Upshall	49	18	14	32	50
Vernon Fiddler	76	8	22	30	46
Robert Lang	64	9	20	29	28
Adrian Aucoin	82	8	20	28	56
Taylor Pyatt	74	12	11	23	39
Petr Prucha	79	13	9	22	23
Daniel Winnik	74	4	15	19	12
*Lee Stempniak	18	14	4	18	8
*Wojtek Wolski	18	6	12	18	6

PLAYER	GP	G	A	PTS	PIM
#Peter Mueller	54	4	13	17	8
Zbynek Michalek	72	3	14	17	30
Jim Vandermeer	62	4	8	12	60
Lauri Korpikoski	71	5	6	11	16
Sami Lepisto	66	1	10	11	60
Paul Bissonnette	41	3	2	5	117
David Schlemko	17	1	4	5	8
*Derek Morris	18	1	3	4	11
*Mathieu Schneider	8	0	4	4	4
Mikkel Boedker	14	1	2	3	0
*#Anders Eriksson	12	0	3	3	2
*Petteri Nokelainen	17	1	1	2	6
Shaun Heshka	8	0	2	2	4
Joel Perrault	2	1	0	1	0
#Kevin Porter	4	0	0	0	0

GOALTENDER	GP	MIN	GAA	W-L-T	SO	GA	SA	SV%
Ilya Bryzgalov	69	4084	2.29	42-20-6	8	156	1961	.920
Jason LaBarbera	17	927	2.13	8-5-1	0	33	927	.928

* - Acquired during season # - Relocated during season

#	DATE	H/R	OPPONENT	SCORE	RES	RECORD	PTS	#	DATE	H/R	OPPONENT	SCORE	RES	RECORD	PTS
1	OCT. 3	@	Los Angeles	6-3	W	1-0-0	2	42	DEC. 31		SAN JOSE	3-2	OL	25-13-4	54
2	OCT. 7	@	Pittsburgh	3-0	W	2-0-0	4	43	JAN. 2		DETROIT	4-1	L	25-14-4	54
3	OCT. 8	@	Buffalo	2-1	L	2-1-0	4	44	JAN. 5	@	Edmonton	5-4	W	26-14-4	56
4	OCT. 10		COLUMBUS	2-0	L	2-2-0	4	45	JAN. 7	@	Vancouver	4-0	L	26-15-4	56
5	OCT. 12	@	San Jose	1-0	W	3-2-0	6	46	JAN. 9		NY ISLANDERS	5-4	OL	26-15-5	57
6	OCT. 15		ST. LOUIS	3-2	W	4-2-0	8	47	JAN. 12		SAN JOSE	3-1	L	26-16-5	57
7	OCT. 17		BOSTON	4-1	W	5-2-0	10	48	JAN. 14		NEW JERSEY	4-3	W	27-16-5	59
8	OCT. 22		DETROIT	3-2	W	6-2-0	12	49	JAN. 16		MINNESOTA	6-4	W	28-16-5	61
9	OCT. 24		LOS ANGELES	5-3	L	6-3-0	12	50	JAN. 18		BUFFALO	7-2	L	28-17-5	61
10	OCT. 26	@	NY Rangers	5-2	L	6-4-0	12	51	JAN. 21		NASHVILLE	4-2	W	29-17-5	63
11	OCT. 28	@	Columbus	4-1	W	7-4-0	14	52	JAN. 23	@	Washington	4-2	L	29-18-5	63
12	OCT. 29	@	St. Louis	2-0	W	8-4-0	16	53	JAN. 26	@	Detroit	5-4	W	30-18-5	65
13	OCT. 31		ANAHEIM	3-2	W	9-4-0	18	54	JAN. 28		CALGARY	3-2	W	31-18-5	67
14	NOV. 2		LOS ANGELES	5-3	L	9-5-0	18	55	JAN. 30		NY RANGERS	3-2	W	32-18-5	69
15	NOV. 4	@	Colorado	4-1	L	9-6-0	18	56	JAN. 31	@	Dallas	4-2	W	33-18-5	71
16	NOV. 5		CHICAGO	3-1	W	10-6-0	20	57	FEB. 2	@	Nashville	1-0	W	34-18-5	73
17	NOV. 7	@	Anaheim	4-3	L	10-7-0	20	58	FEB. 5	@	Chicago	2-1	W	35-18-5	75
18	NOV. 12		MONTREAL	4-2	L	10-8-0	20	59	FEB. 6	@	Dallas	4-0	L	35-19-5	75
19	NOV. 14		DALLAS	3-2	W	11-8-0	22	60	FEB. 8		EDMONTON	6-1	W	36-19-5	77
20	NOV. 16		TAMPA BAY	4-1	L	11-9-0	22	61	FEB. 10	@	Minnesota	3-2	W	37-19-5	79
21	NOV. 18	@	Minnesota	3-2	W	12-9-0	24	62	FEB. 12	@	Colorado	2-1	L	37-20-5	79
22	NOV. 19	@	St. Louis	3-2	OL	12-9-1	25	63	FEB. 13		DALLAS	3-0	L	37-21-5	79
23	NOV. 21		PHILADELPHIA	3-1	W	13-9-1	27	64	MAR. 2		ST. LOUIS	5-2	L	37-22-5	79
24	NOV. 23	@	Edmonton	4-0	L	13-10-1	27	65	MAR. 4		COLORADO	3-1	W	38-22-5	81
25	NOV. 25	@	Calgary	2-1	L	13-11-1	27	66	MAR. 6		ANAHEIM	4-0	W	39-22-5	83
26	NOV. 27		DALLAS	5-2	W	14-11-1	29	67	MAR. 10		VANCOUVER	4-3	W	40-22-5	85
27	NOV. 29	@	Anaheim	3-2	W	15-11-1	31	68	MAR. 13	@	Carolina	4-0	W	41-22-5	87
28	DEC. 3		CALGARY	2-1	W	16-11-1	33	69	MAR. 14	@	Atlanta	3-2	W	42-22-5	89
29	DEC. 5		OTTAWA	3-2	W	17-11-1	35	70	MAR. 16	@	Tampa Bay	2-1	W	43-22-5	91
30	DEC. 7		MINNESOTA	2-0	W	18-11-1	37	71	MAR. 18	@	Florida	4-3	W	44-22-5	93
31	DEC. 10	@	Los Angeles	3-2	OL	18-11-2	38	72	MAR. 20		CHICAGO	5-4	W	45-22-5	95
32	DEC. 12		SAN JOSE	2-1	W	19-11-2	40	73	MAR. 21	@	Dallas	3-2	W	46-22-5	97
33	DEC. 14	@	Detroit	3-2	L	19-12-2	40	74	MAR. 23	@	Chicago	2-0	L	46-23-5	97
34	DEC. 16	@	Toronto	6-3	W	20-12-2	42	75	MAR. 25	@	Nashville	4-3	OL	46-23-6	98
35	DEC. 17	@	Columbus	2-1	W	21-12-2	44	76	MAR. 27		COLORADO	6-2	W	47-23-6	100
36	DEC. 19	@	Anaheim	4-2	L	21-13-2	44	77	MAR. 30	@	Vancouver	4-1	L	47-24-6	100
37	DEC. 21		COLUMBUS	5-2	W	22-13-2	46	78	MAR. 31	@	Calgary	2-1	L	47-25-6	100
38	DEC. 23		ANAHEIM	4-0	W	23-13-2	48	79	APR. 3		EDMONTON	3-2	W	48-25-6	102
39	DEC. 26		LOS ANGELES	3-2	W	24-13-2	50	80	APR. 7		NASHVILLE	5-2	W	49-25-6	104
40	DEC. 28	@	San Jose	3-2	OL	24-13-3	51	81	APR. 8	@	Los Angeles	3-2	W	50-25-6	106
41	DEC. 29		VANCOUVER	3-2	W	25-13-3	53	82	APR. 10	@	San Jose	3-2	OL	50-25-7	107

ALL-TIME VS. OPPONENTS

*Records for '99-00 are "adjusted" to reflect overtime losses instead of regulation ties.

VS ANAHEIM																				
YEAR	HOME						ROAD						OVERALL							
	W	L	T	OL	GF	GA	W	L	T	OL	GF	GA	W	L	T	OL	GF	GA		
1993-94	0	2	0		6	9	0	2	0		3	8	0	4	0		9	17		
1994-95	1	1	0		7	6	0	2	0		3	6	1	3	0		10	12		
1995-96	1	1	0		8	9	0	2	0		4	11	1	3	0		12	20		
1996-97	2	0	0		10	5	1	1	0		4	5	3	1	0		14	10		
1997-98	1	1	0		9	7	2	0	0		11	3	3	1	0		20	10		
1998-99	1	1	1		5	8	0	2	1		3	9	1	3	2		8	17		
1999-00	2	1	0	0	9	4	2	0	0	1	14	6	4	1	0	1	23	10		
2000-01	0	2	0	0	4	10	2	0	1	0	10	6	2	2	1	0	14	16		
2001-02	0	1	0	2	3	9	1	1	0	0	5	4	1	2	0	2	8	13		
2002-03	2	0	0	0	7	3	0	2	1	0	4	9	2	2	1	0	11	12		
2003-04	1	0	1	1	7	7	1	1	0	1	6	7	2	1	1	2	13	14		
2005-06	1	3		0	8	13	0	4		0	8	19	1	7		0	16	32		
2006-07	2	1		1	9	8	0	4		0	8	16	2	5		1	17	24		
2007-08	2	2		0	9	11	3	0		1	13	11	5	2		1	22	22		
2008-09	1	1		1	10	14	1	2		0	6	10	2	3		1	16	24		
2009-10	3	0		0	11	2	1	2		0	8	10	4	2		0	19	12		
TOTALS	20	17	2	5	122	125	14	25	3	3	110	140	34	42	5	8	232	265		

VS ATLANTA																				
YEAR	HOME						ROAD						OVERALL							
	W	L	T	OL	GF	GA	W	L	T	OL	GF	GA	W	L	T	OL	GF	GA		
1999-00	1	0	0	0	4	2	1	0	0	0	3	2	2	0	0	0	7	4		
2000-01	1	0	0	0	5	1	-	-	-	-	-	-	1	0	0	0	5	1		
2001-02	1	0	0	0	2	1	1	0	0	0	4	2	2	0	0	0	6	3		
2002-03	1	0	0	0	4	2	1	0	0	0	5	1	2	0	0	0	9	3		
2003-04	0	0	1	0	1	1	0	1	0	0	0	1	0	1	1	0	1	2		
2005-06	1	0		0	5	2	-	-	-	-	-	-	1	0		0	5	2		
2006-07	-	-		-	-	-	1	0		0	5	4	1	0		0	5	4		
2007-08	DID NOT PLAY																			
2008-09	1	0		0	4	3	-	-	-	-	-	-	1	0		0	4	3		
2009-10	-	-		-	-	-	1	0		0	3	2	1	0	0		3	2		
TOTALS	6	0	1	0	25	12	5	1	0	0	20	12	11	1	1	0	45	24		

VS BOSTON																				
YEAR	HOME						ROAD						OVERALL							
	W	L	T	OL	GF	GA	W	L	T	OL	GF	GA	W	L	T	OL	GF	GA		
1979-80	1	1	0		4	4	0	2	0		1	7	1	3	0		5	11		
1980-81	0	1	1		8	11	0	1	1		11	12	0	2	2		19	23		
1981-82	0	1	0		5	8	0	2	0		10	15	0	3	0		15	23		
1982-83	2	0	0		12	9	0	0	1		2	2	2	0	1		14	11		
1983-84	1	0	0		5	2	0	2	0		4	9	1	2	0		9	11		
1984-85	1	1	0		6	7	1	0	0		4	3	2	1	0		10	10		
1985-86	0	1	0		1	2	0	2	0		9	15	0	3	0		10	17		
1986-87	1	1	0		7	4	0	1	0		3	6	1	2	0		10	10		
1987-88	0	1	0		3	4	0	2	0		6	9	0	3	0		9	13		
1988-89	0	2	0		4	9	1	0	0		4	3	1	2	0		8	12		
1989-90	1	0	0		3	2	0	1	1		5	7	1	1	1		8	9		
1990-91	1	1	0		8	4	0	1	0		2	5	1	2	0		10	9		
1991-92	0	1	1		6	9	1	0	0		3	1	1	1	1		9	10		
1992-93	1	0	0		5	4	0	1	0		2	6	1	1	0		7	10		
1993-94	0	1	0		6	7	0	1	0		4	5	0	2	0		10	12		
1994-95	DID NOT PLAY																			
1995-96	0	1	0		3	5	0	1	0		4	5	0	2	0		7	10		
1996-97	1	0	0		5	4	1	0	0		5	2	2	0	0		10	6		
1997-98	0	1	0		2	3	0	1	0		2	5	0	2	0		4	8		
1998-99	1	0	0		3	1	0	1	0		2	3	1	1	0		5	4		
1999-00	1	0	0	0	2	1	0	1	0	0	0	2	1	1	0	0	2	3		
2000-01	-	-	-	-	-	-	0	1	0	0	4	7	0	1	0	0	4	7		
2001-02	0	0	1	0	1	1	0	1	0	0	2	4	0	1	1	0	3	5		
2002-03	1	0	0	0	2	1	-	-	-	-	-	-	1	0	0	0	2	1		
2003-04	-	-	-	-	-	-	0	0	1	0	3	3	0	0	1	0	3	3		
2005-06	-	-	-	-	-	-	1	0		0	2	1	1	0		0	2	1		
2006-07	DID NOT PLAY																			
2007-08	0	1	0		1	3	-	-	-	-	-	-	0	1	0		1	3		
2008-09	-	-	-	-	-	-	1	0		0	2	1	1	0		0	2	1		
2009-10	1	0		0	4	1	-	-		-	-	-	1	0		0	4	1		
TOTALS	14	15	3	0	106	106	6	22	4	0	96	138	20	37	7	0	202	244		

ALL-TIME VS. OPPONENTS

VS BUFFALO	HOME						ROAD						OVERALL					
YEAR	W	L	T	OL	GF	GA	W	L	T	OL	GF	GA	W	L	T	OL	GF	GA
1979-80	0	1	1		5	6	0	2	0		5	10	0	3	1		10	16
1980-81	0	2	0		4	9	0	2	0		4	11	0	4	0		8	20
1981-82	0	0	1		4	4	0	1	1		5	6	0	1	2		9	10
1982-83	1	1	0		8	7	0	1	0		2	5	1	2	0		10	12
1983-84	0	1	0		5	6	0	2	0		6	14	0	3	0		11	20
1984-85	2	0	0		8	5	0	1	0		0	4	2	1	0		8	9
1985-86	1	0	0		5	3	0	2	0		6	13	1	2	0		11	16
1986-87	1	1	0		5	6	1	0	0		6	3	2	1	0		11	9
1987-88	1	0	0		7	5	0	1	1		7	9	1	1	1		14	14
1988-89	1	1	0		5	7	0	1	0		4	5	1	2	0		9	12
1989-90	0	1	0		3	4	0	2	0		4	7	0	3	0		7	11
1990-91	0	2	0		2	8	0	1	0		1	4	0	3	0		3	12
1991-92	1	0	0		5	4	0	1	0		2	5	1	1	0		7	9
1992-93	0	1	0		2	6	0	1	0		1	2	0	2	0		3	8
1993-94	1	0	0		3	2	0	1	0		0	6	1	1	0		3	8
1994-95	DID NOT PLAY																	
1995-96	1	0	0		4	1	1	0	0		4	3	2	0	0		8	4
1996-97	0	1	0		2	3	0	1	0		1	5	0	2	0		3	8
1997-98	1	0	0		6	1	0	0	1		3	3	1	0	1		9	4
1998-99	1	0	0		1	0	0	0	1		1	1	1	0	1		2	1
1999-00	1	0	0	0	2	1	0	0	1	0	2	2	1	0	1	0	4	3
2000-01	-	-	-	-	-	-	1	0	0	0	7	3	1	0	0	0	7	3
2001-02	0	1	0	0	1	3	1	0	0	0	3	2	1	1	0	0	4	5
2002-03	0	1	0	0	0	1	1	0	0	0	3	2	1	1	0	0	3	3
2003-04	-	-	-	-	-	-	1	0	0	0	3	2	1	0	0	0	3	2
2005-06	-	-	-	-	-	-	1	0		0	2	1	1	0		0	2	1
2006-07	DID NOT PLAY																	
2007-08	1	0	0		6	2	-	-	-	-	-	-	1	0	0		6	2
2008-09	0	1		0	0	2	0	1		0	1	5	0	2		0	1	7
2009-10	0	1		0	2	7	0	1		0	1	2	0	2		0	3	9
TOTALS	14	16	2	0	35	103	7	22	5	0	84	135	21	38	7	0	179	238

VS CALGARY	HOME						ROAD						OVERALL					
YEAR	W	L	T	OL	GF	GA	W	L	T	OL	GF	GA	W	L	T	OL	GF	GA
1979-80	0	2	0		6	10	0	2	0		0	10	0	4	0		6	20
1980-81	0	1	1		6	9	0	2	0		3	7	0	3	1		9	16
1981-82	1	0	0		6	4	1	1	0		9	10	2	1	0		15	14
1982-83	1	2	1		17	17	1	3	0		14	20	2	5	1		31	37
1983-84	1	1	2		10	10	0	3	1		16	27	1	4	3		26	37
1984-85	1	2	1		17	21	0	3	1		14	28	1	5	2		31	49
1985-86	1	3	0		20	23	0	3	1		11	21	1	6	1		31	44
1986-87	4	0	0		27	8	2	2	0		11	12	6	2	0		38	20
1987-88	3	0	1		22	11	1	3	0		13	17	4	3	1		35	28
1988-89	2	2	0		9	15	0	3	1		13	25	2	5	1		22	40
1989-90	3	1	0		16	10	2	2	0		13	14	5	3	0		29	24
1990-91	1	1	2		12	12	0	4	0		12	18	1	5	2		24	30
1991-92	3	1	0		22	13	1	1	1		11	13	4	2	1		33	26
1992-93	1	2	0		12	13	2	0	2		16	13	3	2	2		28	26
1993-94	0	2	0		5	9	0	2	0		6	12	0	4	0		11	21
1994-95	1	0	1		6	5	1	1	0		9	12	2	1	1		15	17
1995-96	2	0	0		9	5	2	0	0		7	3	4	0	0		16	8
1996-97	1	1	0		5	8	2	0	0		8	4	3	1	0		13	12
1997-98	1	0	1		5	3	1	1	0		7	7	2	1	1		12	10
1998-99	1	0	1		4	3	2	0	0		7	3	3	0	1		11	6
1999-00	2	0	0	0	6	4	1	0	1	0	6	4	3	0	1	0	12	8
2000-01	1	1	0	0	5	6	1	0	1	0	6	4	2	1	1	0	11	10
2001-02	2	0	0	0	10	6	2	0	0	0	6	3	4	0	0	0	16	9
2002-03	1	1	0	0	6	7	1	1	0	0	7	3	2	2	0	0	13	10
2003-04	0	2	0	0	1	6	0	2	0	0	2	5	0	4	0	0	3	11
2005-06	1	1		0	6	6	1	1		0	4	5	2	2		0	10	11
2006-07	1	1		0	6	8	0	2		0	3	11	1	3		0	9	19
2007-08	0	2		0	2	7	1	0		1	6	5	1	2		1	8	12
2008-09	0	2		0	6	11	2	0		0	8	5	2	2		0	14	16
2009-10	2	0		0	5	3	0	2		0	2	4	2	2		0	7	7
TOTALS	15	15	2	1	120	123	12	14	6	1	97	108	27	29	8	2	217	231

ALL-TIME VS. OPPONENTS

VS CAROLINA YEAR	HOME						ROAD						OVERALL					
	W	L	T	OL	GF	GA	W	L	T	OL	GF	GA	W	L	T	OL	GF	GA
1979-80	2	0	0		10	2	0	2	0		6	12	2	2	0		16	14
1980-81	0	2	0		8	13	0	1	1		7	11	0	3	1		15	24
1981-82	0	1	0		1	6	1	1	0		7	9	1	2	0		8	15
1982-83	1	1	0		5	5	0	0	1		2	2	1	1	1		7	7
1983-84	1	0	0		4	3	1	0	1		11	7	2	0	1		15	10
1984-85	1	1	0		10	10	1	0	0		3	0	2	1	0		13	10
1985-86	1	0	0		5	4	0	2	0		3	15	1	2	0		8	19
1986-87	1	1	0		3	3	0	0	1		4	4	1	1	1		7	7
1987-88	1	0	0		6	3	0	2	0		6	8	1	2	0		12	11
1988-89	1	1	0		8	8	0	1	0		3	7	1	2	0		11	15
1989-90	0	1	0		2	4	2	0	0		7	3	2	1	0		9	7
1990-91	2	0	0		10	8	0	1	0		3	4	2	1	0		13	12
1991-92	0	2	0		2	4	0	0	1		3	3	0	2	1		5	7
1992-93	1	1	0		10	13	1	0	0		6	3	2	1	0		16	16
1993-94	0	0	1		2	2	0	1	0		0	4	0	1	1		2	6
1994-95	DID NOT PLAY																	
1995-96	0	1	0		2	3	1	0	0		5	2	1	1	0		7	5
1996-97	0	1	0		1	2	0	1	0		0	1	0	2	0		1	3
1997-98	0	1	0		4	5	0	0	1		2	2	0	1	1		6	7
1998-99	0	0	1		5	5	0	0	0		0	0	0	0	1		5	5
1999-00	1	0	0	0	7	5	1	0	0	0	4	2	2	0	0	0	11	7
2000-01	0	0	0	1	1	2	1	0	0	0	2	0	1	0	0	1	3	2
2001-02	-	-	-	-	-	-	0	0	0	1	0	1	0	0	0	1	0	1
2002-03	1	0	0	0	4	2	0	1	0	0	2	3	1	1	0	0	6	5
2003-04	-	-	-	-	-	-	1	0	0	0	3	0	1	0	0	0	3	0
2005-06	1	0		0	8	4	-	-	-	-	-	-	1	0		0	8	4
2006-07	-	-	-	-	-	-	1	0		0	2	0	1	0		0	2	0
2007-08	DID NOT PLAY																	
2008-09	0	1		0	2	7	0	1		0	2	5	0	2		0	4	12
2009-10	-	-	-	-	-	-	1	0		0	4	0	1	0		0	4	0
TOTALS	15	15	2	1	120	123	12	14	6	1	97	108	27	29	8	2	217	231

VS CHICAGO							HOME							ROAD							OVERALL						
YEAR	W	L	T	OL	GF	GA	W	L	T	OL	GF	GA	W	L	T	OL	GF	GA									
1979-80	1	1	0		6	4	1	1	0		5	6	2	2	0		11	10									
1980-81	1	1	0		8	10	0	2	0		5	17	1	3	0		13	27									
1981-82	2	1	1		17	16	1	1	1		13	12	3	2	2		30	28									
1982-83	0	1	0		5	7	1	1	0		8	13	1	2	0		13	20									
1983-84	2	0	0		13	7	0	1	0		2	6	2	1	0		15	13									
1984-85	0	0	1		5	5	1	1	0		9	9	1	1	1		14	14									
1985-86	1	1	0		7	6	0	1	0		4	5	1	2	0		11	11									
1986-87	0	1	0		4	8	0	2	0		3	8	0	3	0		7	16									
1987-88	1	0	1		7	4	0	1	0		4	6	1	1	1		11	10									
1988-89	0	1	0		5	6	0	2	0		5	17	0	3	0		10	23									
1989-90	1	1	0		9	7	0	1	0		3	4	1	2	0		12	11									
1990-91	0	1	0		1	3	0	1	1		7	8	0	2	1		8	11									
1991-92	2	0	0		9	4	0	0	1		3	3	2	0	1		12	7									
1992-93	1	0	0		5	2	0	2	0		2	9	1	2	0		7	11									
1993-94	2	1	0		6	9	0	3	0		7	15	2	4	0		13	24									
1994-95	2	1	0		11	7	1	1	0		4	4	3	2	0		15	11									
1995-96	2	0	1		9	7	0	2	0		4	7	2	2	1		13	14									
1996-97	1	1	0		3	6	3	0	0		10	4	4	1	0		13	10									
1997-98	2	1	0		10	7	2	0	1		9	6	4	1	1		19	13									
1998-99	2	0	0		6	2	0	1	1		4	5	2	1	1		10	7									
1999-00	1	1	0	0	3	4	0	1	1	0	6	10	1	2	1	0	9	14									
2000-01	1	1	0	0	4	6	0	0	1	0	1	1	1	1	1	0	5	7									
2001-02	1	1	0	0	5	6	1	1	0	0	4	4	2	2	0	0	9	10									
2002-03	0	2	0	0	2	8	1	0	1	0	2	1	1	2	1	0	4	9									
2003-04	1	0	1	0	4	3	0	0	2	0	4	4	1	0	3	0	8	7									
2005-06	1	1		0	5	6	1	1		0	4	4	2	2		0	9	10									
2006-07	1	1		0	8	9	2	0		0	6	3	3	1		0	14	12									
2007-08	1	0		1	5	4	0	2		0	1	7	1	2		1	6	11									
2008-09	0	1		1	2	9	0	2		0	2	11	0	3		1	4	20									
2009-10	2	0		0	8	5	1	1		0	2	3	3	1		0	10	8									
TOTALS	32	21	5	2	192	187	16	32	10	0	143	212	48	53	15	2	335	399									

ALL-TIME VS. OPPONENTS

VS COLORADO	HOME						ROAD						OVERALL					
YEAR	W	L	T	OL	GF	GA	W	L	T	OL	GF	GA	W	L	T	OL	GF	GA
1979-80	1	1	0		8	8	1	1	0		5	7	2	2	0		13	15
1980-81	1	0	1		8	7	0	1	1		4	8	1	1	2		12	15
1981-82	0	1	1		9	11	0	1	0		3	7	0	2	1		12	18
1982-83	1	0	0		3	2	0	2	0		9	14	1	2	0		12	16
1983-84	1	1	0		9	11	1	0	0		5	3	2	1	0		14	14
1984-85	1	0	0		6	3	1	1	0		6	7	2	1	0		12	10
1985-86	1	1	0		6	7	1	0	0		5	4	2	1	0		11	11
1986-87	0	0	1		4	4	1	0	1		9	6	1	0	2		13	10
1987-88	1	0	1		6	5	1	0	0		7	3	2	0	1		13	8
1988-89	0	1	0		4	5	1	1	0		11	8	1	2	0		15	13
1989-90	1	1	0		12	11	1	0	0		5	3	2	1	0		17	14
1990-91	1	0	0		6	0	2	0	0		16	6	3	0	0		22	6
1991-92	0	0	1		4	4	0	2	0		3	9	0	2	1		7	13
1992-93	0	1	0		4	7	0	1	0		2	3	0	2	0		6	10
1993-94	1	0	0		5	2	0	0	1		5	5	1	0	1		10	7
1994-95	DID NOT PLAY																	
1995-96	0	2	0		4	10	1	1	0		7	7	1	3	0		11	17
1996-97	0	2	0		3	7	0	2	0		1	8	0	4	0		4	15
1997-98	0	2	0		5	8	0	1	1		3	6	0	3	1		8	14
1998-99	1	0	1		6	3	2	0	0		9	2	3	0	1		15	5
1999-00	1	1	0	0	9	4	1	1	0	0	5	5	2	2	0	0	14	9
2000-01	1	1	0	0	6	8	1	1	0	0	5	2	2	2	0	0	11	10
2001-02	2	0	0	0	6	3	0	0	0	2	3	5	2	0	0	2	9	8
2002-03	0	1	1	0	6	7	0	1	1	0	3	8	0	2	2	0	9	15
2003-04	1	1	0	0	5	5	0	2	0	0	2	6	1	3	0	0	7	11
2005-06	0	2		0	3	8	0	2		0	8	13	0	4		0	11	21
2006-07	0	2		0	6	10	1	1		0	8	8	1	3		0	14	18
2007-08	1	0		1	6	6	2	0		0	9	5	3	0		1	15	11
2008-09	2	0		0	5	2	1	0		1	7	5	3	0		1	12	7
2009-10	2	0		0	9	3	0	2		0	2	6	2	2		0	11	9
TOTALS	21	21	7	1	173	171	19	24	5	3	167	179	40	45	12	4	340	350

VS COLUMBUS							HOME							ROAD							OVERALL						
YEAR	W	L	T	OL	GF	GA	W	L	T	OL	GF	GA	W	L	T	OL	GF	GA									
2000-01	1	0	1	0	4	3	0	2	0	0	3	7	1	2	1	0	7	10									
2001-02	2	0	0	0	6	2	1	1	0	0	3	5	3	1	0	0	9	7									
2002-03	1	0	1	0	8	5	1	1	0	0	4	4	2	1	1	0	12	9									
2003-04	1	0	1	0	6	5	1	0	1	0	4	3	2	0	2	0	10	8									
2005-06	1	1		0	7	6	1	1		0	9	7	2	2		0	16	13									
2006-07	1	1		0	8	8	1	1		0	4	5	2	2		0	12	13									
2007-08	0	2		0	4	6	1	1		0	4	5	1	3		0	8	11									
2008-09	2	0		0	5	1	2	0		0	8	4	4	0		0	13	5									
2009-10	1	1		0	5	4	2	0		0	6	2	3	1		0	11	6									
TOTALS	10	5	3	0	53	40	10	7	1	0	45	42	20	12	4	0	98	82									

VS DALLAS	HOME						ROAD						OVERALL					
YEAR	W	L	T	OL	GF	GA	W	L	T	OL	GF	GA	W	L	T	OL	GF	GA
1979-80	1	1	0		4	4	0	1	1		4	10	1	2	1		8	14
1980-81	0	2	0		6	10	0	2	0		4	8	0	4	0		10	18
1981-82	0	2	1		11	16	3	1	0		16	24	3	3	1		27	40
1982-83	0	2	0		6	8	0	1	0		1	4	0	3	0		7	12
1983-84	1	0	0		5	1	0	2	0		8	10	1	2	0		13	11
1984-85	2	0	0		9	4	0	1	0		0	4	2	1	0		9	8
1985-86	0	1	0		5	6	2	0	0		7	3	2	1	0		12	9
1986-87	2	0	0		10	7	0	1	0		2	4	2	1	0		12	11
1987-88	1	0	0		5	4	1	0	1		13	10	2	0	1		18	14
1988-89	1	1	0		4	6	0	1	0		1	5	1	2	0		5	11
1989-90	1	0	0		5	3	0	2	0		5	12	1	2	0		10	15
1990-91	1	1	0		4	4	1	0	0		6	4	2	1	0		10	8
1991-92	0	1	0		2	3	0	2	0		3	10	0	3	0		5	13
1992-93	2	0	0		14	10	1	1	0		11	7	3	1	0		25	17
1993-94	1	2	0		9	12	0	1	2		6	8	1	3	2		15	20
1994-95	1	1	0		4	7	1	1	0		9	9	2	2	0		13	16
1995-96	2	0	0		10	6	2	1	0		14	8	4	1	0		24	14

ALL-TIME VS. OPPONENTS

VS DALLAS (CONT'D)

YEAR	HOME						ROAD						OVERALL					
	W	L	T	OL	GF	GA	W	L	T	OL	GF	GA	W	L	T	OL	GF	GA
1996-97	0	2	1		8	10	2	1	0		11	10	2	3	1		19	20
1997-98	2	1	0		9	10	0	2	1		3	10	2	3	1		12	20
1998-99	1	2	0		5	5	1	2	0		5	6	2	4	0		10	11
1999-00	0	3	0	0	5	12	2	0	1	0	9	7	2	3	1	0	14	19
2000-01	1	1	1	0	9	9	1	0	1	0	5	3	2	1	2	0	14	12
2001-02	1	1	0	0	7	7	1	2	0	0	9	8	2	3	0	0	16	15
2002-03	0	2	1	0	5	10	0	1	1	0	3	7	0	3	2	0	8	17
2003-04	2	1	0	0	9	8	1	1	1	0	11	8	3	2	1	0	20	16
2005-06	1	2		1	12	15	2	2		0	10	10	3	4		1	22	25
2006-07	0	2		2	6	13	1	2		1	9	16	1	4		3	15	29
2007-08	2	2		0	15	13	3	1		0	12	5	5	3		0	27	18
2008-09	2	1		0	9	8	2	0		1	7	5	4	1		1	16	13
2009-10	2	1		0	8	7	2	1		0	7	8	4	2		0	15	15
TOTALS	30	35	4	3	220	238	29	33	9	2	211	243	59	68	13	5	431	481

VS DETROIT

YEAR	HOME						ROAD						OVERALL					
	W	L	T	OL	GF	GA	W	L	T	OL	GF	GA	W	L	T	OL	GF	GA
1979-80	0	2	0		1	10	1	1	0		10	8	1	3	0		11	18
1980-81	0	1	1		7	8	0	2	0		8	11	0	3	1		15	19
1981-82	2	1	1		13	6	1	1	1		9	9	3	2	2		22	15
1982-83	1	0	0		8	3	2	0	0		12	2	3	0	0		20	5
1983-84	0	0	2		8	8	0	1	0		1	6	0	1	2		9	14
1984-85	1	0	0		5	2	1	0	1		11	8	2	0	1		16	10
1985-86	2	0	0		11	3	1	0	0		4	3	3	0	0		15	6
1986-87	0	0	1		1	1	1	1	0		7	7	1	1	1		8	8
1987-88	0	1	1		5	9	0	1	0		8	10	0	2	1		13	19
1988-89	0	1	0		2	6	0	1	1		5	8	0	2	1		7	14
1989-90	1	0	1		10	8	0	1	0		4	5	1	1	1		14	13
1990-91	0	1	0		2	5	0	2	0		2	9	0	3	0		4	14
1991-92	0	0	1		1	1	2	0	0		7	5	2	0	1		8	6
1992-93	1	0	0		4	1	1	1	0		8	8	2	1	0		12	9
1993-94	3	0	0		12	7	0	3	0		5	19	3	3	0		17	26
1994-95	1	1	0		5	8	0	2	1		9	17	1	3	1		14	25
1995-96	1	1	1		10	12	1	2	0		10	14	2	3	1		20	26
1996-97	0	2	1		9	12	2	0	0		8	3	2	2	1		17	15
1997-98	1	1	1		6	7	0	2	1		5	11	1	3	2		11	18
1998-99	1	1	0		5	8	2	0	0		10	5	3	1	0		15	13
1999-00	1	1	0	0	6	6	2	0	0	0	9	5	3	1	0	0	15	11
2000-01	0	1	1	0	4	6	0	1	1	0	5	8	0	2	2	0	9	14
2001-02	0	1	1	0	3	5	0	1	1	0	2	5	0	2	2	0	5	10
2002-03	0	2	0	0	5	8	1	1	0	0	6	6	1	3	0	0	11	14
2003-04	1	0	1	0	6	3	0	1	1	0	5	8	1	1	2	0	11	11
2005-06	0	2		0	3	9	2	0		0	9	3	2	2		0	12	12
2006-07	0	2		0	2	9	0	2		0	4	13	0	4		0	6	22
2007-08	0	2		0	4	9	0	2		0	4	6	0	4		0	8	15
2008-09	1	0		1	10	8	0	1		1	6	8	1	1		2	16	16
2009-10	1	1		0	4	6	1	1		0	7	7	2	2		0	11	13
TOTALS	19	25	14	1	172	194	21	31	8	1	200	237	40	56	22	2	372	431

VS EDMONTON

YEAR	HOME						ROAD						OVERALL					
	W	L	T	OL	GF	GA	W	L	T	OL	GF	GA	W	L	T	OL	GF	GA
1979-80	1	0	1		10	5	1	1	0		6	12	2	1	1		16	17
1980-81	0	2	0		3	9	0	2	0		6	17	0	4	0		9	26
1981-82	0	1	0		2	10	1	1	0		5	4	1	2	0		7	14
1982-83	2	2	0		24	23	0	4	0		7	22	2	6	0		31	45
1983-84	0	4	0		21	29	0	4	0		16	24	0	8	0		37	53
1984-85	1	3	0		13	18	2	2	0		21	22	3	5	0		34	40
1985-86	1	3	0		19	25	1	3	0		15	22	2	6	0		34	47
1986-87	2	2	0		17	17	1	3	0		10	16	3	5	0		27	33
1987-88	1	2	1		11	17	0	2	2		10	15	1	4	3		21	32
1988-89	1	2	1		18	23	2	2	0		17	17	3	4	1		35	40
1989-90	3	1	0		17	15	0	4	0		11	23	3	5	0		28	38

ALL-TIME VS. OPPONENTS

VS EDMONTON (CONT'D)							HOME							ROAD							OVERALL						
YEAR	W	L	T	OL	GF	GA	W	L	T	OL	GF	GA	W	L	T	OL	GF	GA									
1990-91	2	2	0		13	12	2	1	1		10	9	4	3	1		23	21									
1991-92	1	1	1		11	10	2	2	0		16	15	3	3	1		27	25									
1992-93	4	1	0		22	16	4	0	0		22	13	8	1	0		44	29									
1993-94	1	1	0		9	7	0	2	0		2	11	1	3	0		11	18									
1994-95	0	2	0		8	11	1	0	1		8	4	1	2	1		16	15									
1995-96	2	0	0		13	4	0	2	0		7	10	2	2	0		20	14									
1996-97	0	2	0		4	9	1	1	0		7	6	1	3	0		11	15									
1997-98	1	1	0		8	8	0	2	0		4	9	1	3	0		12	17									
1998-99	1	1	0		4	9	1	1	0		10	8	2	2	0		14	17									
1999-00	1	1	0	0	9	9	0	1	0	1	4	7	1	2	0	1	13	16									
2000-01	2	0	0	0	9	4	0	0	2	0	4	4	2	0	2	0	13	8									
2001-02	0	1	0	1	7	9	0	2	0	0	2	9	0	3	0	1	9	18									
2002-03	2	0	0	0	7	5	1	1	0	0	8	5	3	1	0	0	15	10									
2003-04	0	1	1	0	5	10	0	1	0	1	6	9	0	2	1	1	11	19									
2005-06	1	0		1	7	7	1	1		0	5	10	2	1		1	12	17									
2006-07	1	1		0	8	5	1	1		0	5	5	2	2		0	13	10									
2007-08	0	2		0	4	9	0	2		0	6	13	0	4		0	10	22									
2008-09	1	1		0	4	5	0	2		0	5	10	1	3		0	9	15									
2009-10	2	0		0	9	3	1	1		0	5	8	3	1		0	14	11									
TOTALS	34	40	5	2	316	343	23	51	6	2	260	359	57	91	11	4	576	702									

VS FLORIDA	HOME						ROAD						OVERALL					
YEAR	W	L	T	OL	GF	GA	W	L	T	OL	GF	GA	W	L	T	OL	GF	GA
1993-94	0	2	0		4	8	1	0	0		5	2	1	2	0		9	10
1994-95	DID NOT PLAY																	
1995-96	1	0	0		5	3	0	1	0		1	6	1	1	0		6	9
1996-97	0	0	1		1	1	1	0	0		3	0	1	0	1		4	1
1997-98	1	0	0		3	2	1	0	0		3	2	2	0	0		6	4
1998-99	0	0	1		2	2	0	1	0		1	7	0	1	1		3	9
1999-00	0	1	0	0	1	6	-	-	-	-	-	-	0	1	0	0	1	6
2000-01	1	0	0	0	2	1	0	1	0	0	3	4	1	1	0	0	5	5
2001-02	-	-	-	-	-	-	1	0	0	0	3	1	1	0	0	0	3	1
2002-03	0	0	1	0	3	3	-	-	-	-	-	-	0	0	1	0	3	3
2003-04	0	0	0	1	4	5	1	0	0	0	2	1	1	0	0	1	6	6
2005-06	1	0		0	6	3	-	-	-	-	-	-	1	0		0	6	3
2006-07	-	-	-	-	-	-	0	1		0	2	5	0	1		0	2	5
2007-08	DID NOT PLAY																	
2008-09	1	0		0	4	1	-	-	-	-	-	-	1	0		0	4	1
2009-10	2	0		0	9	3	1	1		0	5	8	3	1		0	14	11
2009-10	-	-	-	-	-	-	1	0		0	4	3	1	0		0	4	3
TOTALS	5	3	3	1	35	35	6	4	0	0	27	31	11	7	3	1	62	66

VS LOS ANGELES							HOME							ROAD							OVERALL						
YEAR	W	L	T	OL	GF	GA	W	L	T	OL	GF	GA	W	L	T	OL	GF	GA									
1979-80	1	0	1		9	7	1	1	0		10	8	2	1	1		19	15									
1980-81	0	2	0		6	11	0	2	0		5	14	0	4	0		11	25									
1981-82	2	0	0		14	7	1	0	0		3	2	3	0	0		17	9									
1982-83	3	1	0		24	16	3	1	0		17	14	6	2	0		41	30									
1983-84	2	0	2		23	20	3	0	1		22	16	5	0	3		45	36									
1984-85	1	1	2		15	13	3	1	0		24	19	4	2	2		39	32									
1985-86	1	3	0		15	19	1	2	1		15	15	2	5	1		30	34									
1986-87	3	1	0		13	8	2	2	0		16	20	5	3	0		29	28									
1987-88	2	2	0		11	10	3	1	0		21	18	5	3	0		32	28									
1988-89	1	1	2		20	19	1	1	2		14	14	2	2	4		34	33									
1989-90	3	1	0		21	9	2	1	1		15	14	5	2	1		36	23									
1990-91	1	3	0		15	19	0	2	2		12	17	1	5	2		27	36									
1991-92	2	2	0		17	16	0	2	1		8	10	2	4	1		25	26									
1992-93	2	0	2		17	12	1	2	0		12	16	3	2	2		29	28									
1993-94	1	1	0		7	7	1	0	1		12	10	2	1	1		19	17									
1994-95	0	2	0		3	6	0	1	1		9	11	0	3	1		12	17									
1995-96	2	0	0		9	6	1	1	0		8	10	3	1	0		17	16									
1996-97	1	1	0		7	5	1	1	0		7	9	2	2	0		14	14									

ALL-TIME VS. OPPONENTS

VS LOS ANGELES (CONT'D)							HOME						ROAD						OVERALL					
YEAR	W	L	T	OL	GF	GA	W	L	T	OL	GF	GA	W	L	T	OL	GF	GA	W	L	T	OL	GF	GA
1997-98	1	1	0		7	4							1	1	0		6	5	2	2	0		13	9
1998-99	2	1	0		9	5							3	0	0		9	1	5	1	0		18	6
1999-00	1	2	0	0	6	9							3	0	0	0	12	7	4	2	0	0	18	16
2000-01	1	0	1	0	5	3							1	1	1	0	11	14	2	1	2	0	16	17
2001-02	2	0	1	0	11	6							0	0	2	0	4	4	2	0	3	0	15	10
2002-03	1	0	0	1	6	6							0	2	0	1	7	12	1	2	0	2	13	18
2003-04	2	1	0	0	11	7							0	2	1	0	9	14	2	3	1	0	20	21
2005-06	4	0		0	15	6							1	3		0	9	11	5	3		0	24	17
2006-07	3	1		0	16	14							1	2		1	11	14	4	3		1	27	28
2007-08	3	0		1	17	11							3	1		0	9	6	6	1		1	26	17
2008-09	2	1		0	6	7							2	1		0	9	10	4	2		0	15	17
2009-10	1	2		0	9	12							2	0		1	11	8	3	2		1	20	20
TOTALS	51	30	11	2	364	300							41	34	14	3	337	343	92	64	25	5	701	643

VS MINNESOTA							HOME						ROAD						OVERALL					
YEAR	W	L	T	OL	GF	GA	W	L	T	OL	GF	GA	W	L	T	OL	GF	GA	W	L	T	OL	GF	GA
2000-01	2	0	0	0	6	1							1	0	1	0	4	2	3	0	1	0	10	3
2001-02	2	0	0	0	9	2							0	1	1	0	4	7	2	1	1	0	13	9
2002-03	1	1	0	0	5	7							1	1	0	0	4	4	2	2	0	0	9	11
2003-04	0	1	1	0	3	6							2	0	0	0	5	2	2	1	1	0	8	8
2005-06	1	1		0	6	7							1	1		0	6	5	2	2		0	12	12
2006-07	1	1		0	4	4							0	2		0	2	7	1	3		0	6	11
2007-08	0	2		0	4	6							0	2		0	2	7	0	4		0	6	13
2008-09	1	1		0	5	4							0	2		0	3	10	1	3		0	8	14
2009-10	2	0		0	8	4							2	0		0	6	4	4	0		0	14	8
TOTALS	10	7	1	0	50	41							7	9	2	0	36	48	17	16	3	0	86	89

VS MONTREAL							HOME						ROAD						OVERALL					
YEAR	W	L	T	OL	GF	GA	W	L	T	OL	GF	GA	W	L	T	OL	GF	GA	W	L	T	OL	GF	GA
1979-80	1	1	0		9	6							0	2	0		0	10	1	3	0		9	16
1980-81	1	1	0		5	7							0	2	0		6	16	1	3	0		11	23
1981-82	0	0	2		9	9							0	1	0		3	7	0	1	2		12	16
1982-83	0	1	0		0	2							0	2	0		7	14	0	3	0		7	16
1983-84	0	1	1		4	14							1	0	0		5	3	1	1	1		9	17
1984-85	0	1	0		2	4							1	1	0		8	7	1	2	0		10	11
1985-86	1	1	0		9	11							0	1	0		0	4	1	2	0		9	15
1986-87	1	0	0		2	1							0	2	0		5	10	1	2	0		7	11
1987-88	0	2	0		4	11							0	1	0		0	6	0	3	0		4	17
1988-89	1	0	0		7	3							0	2	0		5	13	1	2	0		12	16
1989-90	1	0	1		9	8							0	1	0		1	5	1	1	1		10	13
1990-91	1	0	0		4	2							0	2	0		7	12	1	2	0		11	14
1991-92	0	0	1		2	2							0	1	0		1	6	0	1	1		3	8
1992-93	0	1	0		2	3							0	1	0		1	2	0	2	0		3	5
1993-94	1	0	0		3	1							0	1	0		2	4	1	1	0		5	5
1994-95	DID NOT PLAY																							
1995-96	0	1	0		5	6							0	1	0		1	4	0	2	0		6	10
1996-97	0	0	1		4	4							1	0	0		5	4	1	0	1		9	8
1997-98	0	1	0		2	5							0	1	0		2	4	0	2	0		4	9
1998-99	1	0	0		4	2							0	0	1		2	2	1	0	1		6	4
1999-00	-	-	-	-	-	-							0	1	0	0	0	1	0	1	0	0	0	1
2000-01	0	0	1	0	3	3							0	1	0	0	2	5	0	1	1	0	5	8
2001-02	-	-	-	-	-	-							0	0	1	0	3	3	0	0	1	0	3	3
2002-03	0	1	0	0	2	4							-	-	-	-	-	-	0	1	0	0	2	4
2003-04	0	1	0	0	3	4							-	-	-	-	-	-	0	1	0	0	3	4
2005-06	-	-	-	-	-	-							0	1		0	2	5	0	1		0	2	5
2006-07	DID NOT PLAY																							
2007-08	0	1		0	2	4							-	-	-	-	-	-	0	1		0	2	4
2008-09	-	-	-	-	-	-							0	1		0	1	4	0	1		0	1	4
2009-10	0	1		0	2	4							-	-	-	-	-	-	0	1		0	2	4
TOTALS	9	15	7	0	98	120							3	26	2	0	69	151	12	41	9	0	167	271

ALL-TIME VS. OPPONENTS

VS NASHVILLE																				
YEAR	HOME						ROAD						OVERALL							
	W	L	T	OL	GF	GA	W	L	T	OL	GF	GA	W	L	T	OL	GF	GA		
1998-99	1	1	0		7	7	1	1	0		5	3	2	2	0		12	10		
1999-00	1	0	0	1	6	6	1	0	1	0	10	7	2	0	1	1	16	13		
2000-01	1	1	0	0	7	6	0	1	0	1	4	8	1	2	0	1	11	14		
2001-02	2	0	0	0	7	4	2	0	0	0	4	2	4	0	0	0	11	6		
2002-03	2	0	0	0	3	1	1	0	0	1	5	5	3	0	0	1	8	6		
2003-04	0	2	0	0	3	11	0	1	1	0	6	7	0	3	1	0	9	18		
2005-06	1	0		1	9	8	0	2		0	1	7	1	2		1	10	15		
2006-07	2	0		0	6	4	0	2		0	2	8	2	2		0	8	12		
2007-08	1	1		0	7	9	1	0		1	8	6	2	1		1	15	15		
2008-09	1	1		0	2	3	0	2		0	2	6	1	3		0	4	9		
2009-10	2	0		0	9	4	1	0		1	4	4	3	0		1	13	8		
TOTALS	14	6	0	2	66	63	7	9	2	4	51	63	21	15	2	6	117	126		

VS NEW JERSEY																				
YEAR	HOME						ROAD						OVERALL							
	W	L	T	OL	GF	GA	W	L	T	OL	GF	GA	W	L	T	OL	GF	GA		
1979-80	2	0	0		7	4	0	1	1		3	6	2	1	1		10	10		
1980-81	2	0	0		9	7	0	1	1		3	4	2	1	1		12	11		
1981-82	1	1	0		10	6	1	0	0		5	3	2	1	0		15	9		
1982-83	1	1	0		5	4	1	0	0		5	3	2	1	0		10	7		
1983-84	1	0	0		4	1	1	1	0		11	11	2	1	0		15	12		
1984-85	1	0	1		9	3	1	0	0		6	3	2	0	1		15	6		
1985-86	1	0	0		5	3	0	2	0		7	10	1	2	0		12	13		
1986-87	2	0	0		12	4	1	0	0		5	4	3	0	0		17	8		
1987-88	1	0	0		4	1	1	0	1		4	2	2	0	1		8	3		
1988-89	1	0	1		8	7	0	0	1		3	3	1	0	2		11	10		
1989-90	0	1	0		1	3	2	0	0		8	5	2	1	0		9	8		
1990-91	1	0	1		8	7	0	0	1		3	3	1	0	2		11	10		
1991-92	1	0	0		6	4	1	0	0		1	0	2	0	0		7	4		
1992-93	1	0	0		4	3	0	0	1		2	2	1	0	1		6	5		
1993-94	0	1	0		0	4	0	1	0		4	7	0	2	0		4	11		
1994-95	DID NOT PLAY																			
1995-96	1	0	0		5	3	0	1	0		1	4	1	1	0		6	7		
1996-97	1	0	0		4	3	1	0	0		4	3	2	0	0		8	6		
1997-98	0	1	0		0	3	0	1	0		2	3	0	2	0		2	6		
1998-99	1	0	0		3	2	0	1	0		1	4	1	1	0		4	6		
1999-00	1	0	0	0	4	2	0	1	0	0	3	4	1	1	0	0	7	6		
2000-01	0	1	0	0	2	3	0	1	0	0	1	5	0	2	0	0	3	8		
2001-02	1	0	0	0	4	1	0	1	0	0	2	5	1	1	0	0	6	6		
2002-03	0	1	0	0	0	3	-	-	-	-	-	-	0	1	0	0	0	3		
2003-04	-	-	-	-	-	-	1	0	0	0	3	1	1	0	0	0	3	1		
2005-06	DID NOT PLAY																			
2006-07	1	0		0	3	1	-	-	-	-	-	-	1	0		0	3	1		
2007-08	-	-	-	-	-	-	1	0		0	4	1	1	0		0	4	1		
2008-09	-	-	-	-	-	-	0	1		0	2	5	0	1		0	2	5		
2009-10	1	0		0	4	3	-	-	-	-	-	-	1	0		0	4	3		
TOTALS	23	7	3	0	121	85	12	13	6	0	93	101	35	20	9	0	214	186		

VS NY ISLANDERS																				
YEAR	HOME						ROAD						OVERALL							
	W	L	T	OL	GF	GA	W	L	T	OL	GF	GA	W	L	T	OL	GF	GA		
1979-80	0	1	1		4	8	0	1	1		2	5	0	2	2		6	13		
1980-81	0	2	0		7	11	0	1	1		6	10	0	3	1		13	21		
1981-82	1	1	0		8	7	0	1	0		2	5	1	2	0		10	12		
1982-83	1	0	0		4	2	0	1	1		3	6	1	1	1		7	8		
1983-84	1	1	0		7	7	1	0	0		4	2	2	1	0		11	9		
1984-85	0	1	0		2	5	1	1	0		7	9	1	2	0		9	14		
1985-86	0	2	0		4	10	0	0	1		4	4	0	2	1		8	14		
1986-87	1	0	0		3	1	0	1	1		6	9	1	1	1		9	10		
1987-88	1	1	0		5	8	0	1	0		3	7	1	2	0		8	15		
1988-89	0	1	0		3	4	1	1	0		14	9	1	2	0		17	13		
1989-90	0	2	0		7	12	1	0	0		4	3	1	2	0		11	15		
1990-91	1	0	0		8	1	0	2	0		2	7	1	2	0		10	8		
1991-92	1	0	0		3	1	0	1	1		5	6	1	1	1		8	7		
1992-93	0	0	1		3	3	1	0	0		4	3	1	0	1		7	6		
1993-94	0	1	0		2	7	1	0	0		5	2	1	1	0		7	9		

ALL-TIME VS. OPPONENTS

VS NY ISLANDERS (CONT'D)							HOME							ROAD							OVERALL						
YEAR	W	L	T	OL	GF	GA	W	L	T	OL	GF	GA	W	L	T	OL	GF	GA									
1994-95	DID NOT PLAY																										
1995-96	0	1	0		2	4	1	0	0		7	5	1	1	0		9	9									
1996-97	0	0	1		3	3	0	1	0		2	8	0	1	1		5	11									
1997-98	1	0	0		2	1	0	1	0		0	4	1	1	0		2	5									
1998-99	1	0	0		4	2	0	0	1		4	4	1	0	1		8	6									
1999-00	1	0	0	0	5	0	0	0	1	0	2	2	1	0	1	0	7	2									
2000-01	0	0	1	0	2	2	1	0	0	0	2	1	1	0	1	0	4	3									
2001-02	1	0	0	0	6	1	-	-	-	-	-	-	1	0	0	0	6	1									
2002-03	-	-	-	-	-	-	1	0	0	0	3	2	1	0	0	0	3	2									
2003-04	0	1	0	0	2	5	-	-	-	-	-	-	0	1	0	0	2	5									
2005-06	DID NOT PLAY																										
2006-07	1	0		0	6	3	-	-	-	-	-	-	1	0		0	6	3									
2007-08	-	-	-	-	-	-	0	1		0	2	3	0	1		0	2	3									
2008-09	1	0		0	5	4	0	1		0	2	3	1	1		0	7	7									
2009-10	0	0		1	4	5	-	-	-	-	-	-	0	0		1	4	5									
TOTALS	13	15	4	1	111	117	9	15	8	0	95	119	22	30	12	1	206	236									

VS NY RANGERS							HOME							ROAD							OVERALL						
YEAR	W	L	T	OL	GF	GA	W	L	T	OL	GF	GA	W	L	T	OL	GF	GA									
1979-80	1	1	0		4	5	1	1	0		7	8	2	2	0		11	13									
1980-81	1	1	0		8	5	0	2	0		8	16	1	3	0		16	21									
1981-82	1	0	1		12	7	0	1	0		2	5	1	1	1		14	12									
1982-83	1	0	0		4	1	0	1	1		9	14	1	1	1		13	15									
1983-84	0	2	0		6	9	1	0	0		7	5	1	2	0		13	14									
1984-85	1	0	0		6	5	2	0	0		17	9	3	0	0		23	14									
1985-86	1	1	0		7	8	0	1	0		4	7	1	2	0		11	15									
1986-87	0	1	0		3	6	2	0	0		7	5	2	1	0		10	11									
1987-88	0	1	1		9	10	0	1	0		4	6	0	2	1		13	16									
1988-89	0	1	0		3	4	1	1	0		9	7	1	2	0		12	11									
1989-90	1	1	0		6	8	0	0	1		3	3	1	1	1		9	11									
1990-91	0	1	0		4	6	1	1	0		7	8	1	2	0		11	14									
1991-92	1	1	0		5	7	0	1	0		2	4	1	2	0		7	11									
1992-93	0	1	0		4	5	0	1	0		2	5	0	2	0		6	10									
1993-94	1	0	0		3	1	0	1	0		1	2	1	1	0		4	3									
1994-95	DID NOT PLAY																										
1995-96	1	0	0		6	3	0	1	0		4	6	1	1	0		10	9									
1996-97	0	1	0		1	3	0	1	0		2	5	0	2	0		3	8									
1997-98	0	0	1		1	1	0	1	0		1	3	0	1	1		2	4									
1998-99	1	0	0		3	1	0	1	0		0	3	1	1	0		3	4									
1999-00	0	0	1	0	2	2	0	1	0	0	2	4	0	1	1	0	4	6									
2000-01	1	0	0	0	3	1	1	0	0	0	2	0	2	0	0	0	5	1									
2001-02	1	0	0	0	5	0	-	-	-	-	-	-	1	0	0	0	5	0									
2002-03	-	-	-	-	-	-	0	0	0	1	2	3	0	0	0	1	2	3									
2003-04	0	0	0	1	2	3	-	-	-	-	-	-	0	0	0	1	2	3									
2005-06	DID NOT PLAY																										
2006-07	0	1		0	3	7	-	-	-	-	-	-	0	1		0	3	7									
2007-08	-	-	-	-	-	-	1	0		0	5	1	1	0		0	5	1									
2008-09	-	-	-	-	-	-	0	1		0	1	4	0	1		0	1	4									
2009-10	1	0		0	3	2	0	1		0	2	5	1	1		0	5	7									
TOTALS	14	14	4	1	113	110	10	19	2	1	110	138	24	33	6	2	223	248									

VS OTTAWA	HOME						ROAD						OVERALL					
YEAR	W	L	T	OL	GF	GA	W	L	T	OL	GF	GA	W	L	T	OL	GF	GA
1992-93	1	0	0		6	3	1	0	1		12	6	2	0	1		18	9
1993-94	0	1	0		6	7	2	0	0		9	3	2	1	0		15	10
1994-95	DID NOT PLAY																	
1995-96	1	0	0		6	2	1	0	0		3	1	2	0	0		9	3
1996-97	0	1	0		1	4	1	0	0		4	2	1	1	0		5	6
1997-98	0	0	1		4	4	0	1	0		1	4	0	1	1		5	8
1998-99	0	1	0		1	4	1	0	0		2	0	1	1	0		3	4
1999-00	1	0	0	0	4	3	0	1	0	0	2	5	1	1	0	0	6	8
2000-01	0	1	0	0	2	5	-	-	-	-	-	-	0	1	0	0	2	5
2001-02	1	0	0	0	3	2	0	1	0	0	0	6	1	1	0	0	3	8
2002-03	-	-	-	-	-	-	0	1	0	0	1	2	0	1	0	0	1	2

ALL-TIME VS. OPPONENTS

VS OTTAWA (CONT'D)																				
YEAR	HOME						ROAD						OVERALL							
	W	L	T	OL	GF	GA	W	L	T	OL	GF	GA	W	L	T	OL	GF	GA		
2003-04	0	1	0	0	1	4	-	-	-	-	-	-	0	1	0	0	1	4		
2005-06	-	-	-	-	-	-	0	1	-	0	2	7	0	1	-	0	2	7		
2006-07	DID NOT PLAY																			
2007-08	0	1	-	0	2	4	-	-	-	-	-	-	0	1	-	0	2	4		
2008-09	-	-	-	-	-	-	0	1	-	0	3	6	0	1	-	0	3	6		
2009-10	1	0	-	0	3	2	-	-	-	-	-	-	1	0	-	0	3	2		
TOTALS	5	6	1	0	39	44	6	6	1	0	39	42	11	12	2	0	78	86		

VS PHILADELPHIA																				
YEAR	HOME						ROAD						OVERALL							
	W	L	T	OL	GF	GA	W	L	T	OL	GF	GA	W	L	T	OL	GF	GA		
1979-80	0	2	0	-	7	10	0	2	0	-	5	10	0	4	0	-	12	20		
1980-81	1	1	0	-	7	9	0	2	0	-	2	13	1	3	0	-	9	22		
1981-82	1	0	0	-	6	2	1	1	0	-	8	8	2	1	0	-	14	10		
1982-83	0	2	0	-	5	9	0	1	0	-	2	5	0	3	0	-	7	14		
1983-84	1	0	0	-	3	2	0	2	0	-	9	11	1	2	0	-	12	13		
1984-85	2	0	0	-	11	6	1	0	0	-	7	4	3	0	0	-	18	10		
1985-86	1	0	0	-	2	1	0	2	0	-	5	14	1	2	0	-	7	15		
1986-87	1	1	0	-	6	7	0	1	0	-	1	3	1	2	0	-	7	10		
1987-88	0	1	0	-	3	4	0	2	0	-	3	10	0	3	0	-	6	14		
1988-89	0	1	1	-	7	11	0	1	0	-	1	5	0	2	1	-	8	16		
1989-90	1	0	0	-	5	3	1	1	0	-	7	8	2	1	0	-	12	11		
1990-91	0	2	0	-	4	8	0	1	0	-	3	4	0	3	0	-	7	12		
1991-92	1	0	0	-	2	0	2	0	0	-	3	1	3	0	0	-	5	1		
1992-93	0	1	0	-	2	4	0	1	0	-	4	5	0	2	0	-	6	9		
1993-94	0	0	1	-	2	2	1	0	0	-	9	6	1	0	1	-	11	8		
1994-95	DID NOT PLAY																			
1995-96	1	0	0	-	4	1	0	1	0	-	0	3	1	1	0	-	4	4		
1996-97	0	1	0	-	1	3	0	1	0	-	1	4	0	2	0	-	2	7		
1997-98	0	1	0	-	2	6	1	0	0	-	2	1	1	1	0	-	4	7		
1998-99	0	1	0	-	1	4	0	1	0	-	2	4	0	2	0	-	3	8		
1999-00	0	1	0	0	1	4	0	1	0	0	3	5	0	2	0	0	4	9		
2000-01	1	0	0	0	6	3	1	0	0	0	2	1	2	0	0	0	8	4		
2001-02	1	0	0	0	4	2	-	-	-	-	-	-	1	0	0	0	4	2		
2002-03	1	0	0	0	4	0	0	1	0	0	2	6	1	1	0	0	6	6		
2003-04	0	1	0	0	4	5	0	1	0	0	2	3	0	2	0	0	6	8		
2005-06	DID NOT PLAY																			
2006-07	1	0	-	0	4	0	-	-	-	-	-	-	1	0	-	0	4	0		
2007-08	-	-	-	-	-	-	1	0	-	0	3	2	1	0	-	0	3	2		
2008-09	-	-	-	-	-	-	0	0	-	1	3	4	0	0	-	1	3	4		
2009-10	1	0	-	0	3	1	-	-	-	-	-	-	1	0	-	0	3	1		
TOTALS	15	16	2	0	106	107	9	23	0	1	89	140	24	39	2	1	195	247		

VS PITTSBURGH																				
YEAR	HOME						ROAD						OVERALL							
	W	L	T	OL	GF	GA	W	L	T	OL	GF	GA	W	L	T	OL	GF	GA		
1979-80	0	2	0	-	4	7	0	2	0	-	4	7	0	4	0	-	8	14		
1980-81	0	2	0	-	7	9	0	2	0	-	7	9	0	4	0	-	14	18		
1981-82	1	0	0	-	6	1	0	2	0	-	3	6	1	2	0	-	9	7		
1982-83	2	0	0	-	10	7	0	1	0	-	4	6	2	1	0	-	14	13		
1983-84	0	1	0	-	3	6	2	0	0	-	9	7	2	1	0	-	12	13		
1984-85	1	1	0	-	10	10	1	0	0	-	6	4	2	1	0	-	16	14		
1985-86	1	0	0	-	5	3	0	2	0	-	3	13	1	2	0	-	8	16		
1986-87	1	1	0	-	6	6	1	0	0	-	4	3	2	1	0	-	10	9		
1987-88	0	1	0	-	4	5	2	0	0	-	8	4	2	1	0	-	12	9		
1988-89	1	1	0	-	8	8	0	1	0	-	4	5	1	2	0	-	12	13		
1989-90	0	0	1	-	3	3	0	2	0	-	4	10	0	2	1	-	7	13		
1990-91	1	1	0	-	10	8	0	1	0	-	2	9	1	2	0	-	12	17		
1991-92	0	1	0	-	1	3	1	1	0	-	6	3	1	2	0	-	7	6		
1992-93	1	0	0	-	3	2	0	1	0	-	2	5	1	1	0	-	5	7		
1993-94	0	1	0	-	3	5	0	1	0	-	3	5	0	2	0	-	6	10		
1994-95	DID NOT PLAY																			
1995-96	0	1	0	-	0	1	0	1	0	-	4	9	0	2	0	-	4	10		
1996-97	0	0	1	-	5	5	0	1	0	-	1	4	0	1	1	-	6	9		
1997-98	0	0	1	-	2	2	1	0	0	-	2	1	1	0	1	-	4	3		
1998-99	1	0	0	-	5	3	0	1	0	-	1	4	1	1	0	-	6	7		
1999-00	1	0	0	0	3	1	0	1	0	0	2	4	1	1	0	0	5	5		

ALL-TIME VS. OPPONENTS

VS PITTSBURGH (CONT'D)

YEAR	HOME						ROAD						OVERALL					
	W	L	T	OL	GF	GA	W	L	T	OL	GF	GA	W	L	T	OL	GF	GA
2000-01	1	0	0	0	5	4	-	-	-	-	-	-	1	0	0	0	5	4
2001-02	1	0	0	0	5	2	1	0	0	0	3	1	2	0	0	0	8	3
2002-03	1	0	0	0	5	2	1	0	0	0	4	1	2	0	0	0	9	3
2003-04	0	0	0	1	3	4	-	-	-	-	-	-	0	0	0	1	3	4
2005-06	DID NOT PLAY																	
2006-07	0	1		0	2	7	-	-	-	-	-	-	0	1		0	2	7
2007-08	-	-	-	-	-	-	0	1		0	1	3	0	1		0	1	3
2008-09	1	0		0	4	1	-	-	-	-	-	-	1	0		0	4	1
2009-10	-	-	-	-	-	-	1	0		0	3	0	1	0		0	3	0
TOTALS	15	14	3	1	122	115	11	21	0	0	90	123	26	35	3	1	212	238

VS SAN JOSE

YEAR	HOME						ROAD						OVERALL					
	W	L	T	OL	GF	GA	W	L	T	OL	GF	GA	W	L	T	OL	GF	GA
1991-92	3	1	0		18	9	2	0	1		13	10	5	1	1		31	19
1992-93	3	1	0		14	10	1	2	0		15	14	4	3	0		29	24
1993-94	0	1	1		6	11	0	1	1		7	12	0	2	2		13	23
1994-95	1	0	1		7	5	0	2	0		5	10	1	2	1		12	15
1995-96	0	1	1		4	10	1	1	0		9	6	1	2	1		13	16
1996-97	2	0	0		11	2	1	1	0		8	6	3	1	0		19	8
1997-98	2	0	0		8	4	2	0	0		7	2	4	0	0		15	6
1998-99	1	2	0		3	5	2	1	0		8	7	3	3	0		11	12
1999-00	2	1	0	0	8	8	1	2	0	0	5	11	3	3	0	0	13	19
2000-01	1	1	0	1	6	6	0	2	0	0	1	5	1	3	0	1	7	11
2001-02	1	1	0	0	10	9	1	2	0	0	9	12	2	3	0	0	19	21
2002-03	2	0	0	1	11	8	1	0	1	0	6	5	3	0	1	1	17	13
2003-04	0	3	0	0	2	12	1	1	1	0	6	10	1	4	1	0	8	22
2005-06	2	1		1	14	11	4	0		0	18	12	6	1		1	32	23
2006-07	1	3		0	11	11	1	3		0	7	15	2	6		0	18	26
2007-08	2	2		0	10	14	1	3		0	5	14	3	5		0	15	28
2008-09	2	1		0	10	8	1	2		0	6	6	3	3		0	16	14
2009-10	1	1		1	5	7	1	0		2	5	6	2	1		3	10	13
TOTALS	26	20	3	4	158	150	21	23	4	2	140	163	47	43	7	6	298	313

VS ST. LOUIS

YEAR	HOME						ROAD						OVERALL					
	W	L	T	OL	GF	GA	W	L	T	OL	GF	GA	W	L	T	OL	GF	GA
1979-80	0	0	2		8	8	1	1	0		4	8	1	1	2		12	16
1980-81	0	0	2		6	6	0	2	0		4	10	0	2	2		10	16
1981-82	3	0	1		19	14	1	1	1		14	14	4	1	2		33	28
1982-83	0	1	0		2	4	2	0	0		9	5	2	1	0		11	9
1983-84	2	0	0		8	4	0	1	0		3	9	2	1	0		11	13
1984-85	0	1	0		2	6	0	0	2		8	8	0	1	2		10	14
1985-86	1	1	0		6	5	0	1	0		6	8	1	2	0		12	13
1986-87	1	0	0		2	0	0	0	2		4	4	1	0	2		6	4
1987-88	2	0	0		8	4	0	1	0		2	6	2	1	0		10	10
1988-89	1	0	0		6	2	0	1	1		7	9	1	1	1		13	11
1989-90	1	1	0		8	10	0	0	1		3	3	1	1	1		11	13
1990-91	1	0	0		4	3	0	1	1		5	7	1	1	1		9	10
1991-92	0	1	1		6	7	0	1	0		1	2	0	2	1		7	9
1992-93	1	1	0		6	6	1	1	0		3	4	2	2	0		9	10
1993-94	2	1	0		6	4	1	2	0		10	12	3	3	0		16	16
1994-95	1	2	0		12	11	1	1	0		8	9	2	3	0		20	20
1995-96	1	2	0		8	11	0	2	1		4	8	1	4	1		12	19
1996-97	1	2	0		5	8	2	1	0		10	6	3	3	0		15	14
1997-98	1	1	0		7	7	2	1	0		8	10	3	2	0		15	17
1998-99	1	1	0		8	8	0	1	1		4	5	1	2	1		12	13
1999-00	0	2	0	0	3	11	1	1	0	0	2	5	1	3	0	0	5	16
2000-01	2	0	0	0	7	2	0	2	0	0	2	7	2	2	0	0	9	9
2001-02	2	0	0	0	8	3	0	2	0	0	4	9	2	2	0	0	12	12
2002-03	0	1	1	0	4	7	1	1	0	0	8	9	1	2	1	0	12	16
2003-04	2	0	0	0	7	5	0	1	1	0	3	5	2	1	1	0	10	10
2005-06	1	1		0	9	9	2	0		0	8	3	3	1		0	17	12
2006-07	1	1		0	7	9	2	0		0	7	3	3	1		0	14	12
2007-08	2	0		0	5	2	2	0		0	4	2	4	0		0	9	4
2008-09	0	2		0	2	8	0	2		0	4	6	0	4		0	6	14
2009-10	1	1		0	5	7	1	0		1	4	3	2	1		1	9	10
TOTALS	31	23	7	0	194	191	20	28	11	1	163	199	51	51	18	1	357	390

ALL-TIME VS. OPPONENTS

VS TAMPA BAY																				
YEAR	HOME						ROAD						OVERALL							
	W	L	T	OL	GF	GA	W	L	T	OL	GF	GA	W	L	T	OL	GF	GA		
1992-93	1	1	0		6	6	2	0	0		10	7	3	1	0		16	13		
1993-94	0	1	0		2	3	1	0	0		4	3	1	1	0		6	6		
1994-95	DID NOT PLAY																			
1995-96	1	0	0		5	2	0	1	0		3	6	1	1	0		8	8		
1996-97	0	1	0		0	2	1	0	0		5	0	1	1	0		5	2		
1997-98	1	0	0		5	2	0	1	0		1	2	1	1	0		6	4		
1998-99	1	0	0		4	1	0	1	0		2	4	1	1	0		6	5		
1999-00	1	0	0	0	3	1	0	0	0	0	0	0	1	0	0	0	3	1		
2000-01	1	0	0	0	3	2	1	0	0	0	5	2	2	0	0	0	8	4		
2001-02	0	1	0	0	0	3	-	-	-	-	-	-	0	1	0	0	0	3		
2002-03	0	1	0	0	0	4	0	1	0	0	2	4	0	2	0	0	2	8		
2003-04	-	-	-	-	-	-	0	1	0	0	1	5	0	1	0	0	1	5		
2005-06	0	1		0	1	3	-	-	-	-	-	-	0	1		0	1	3		
2006-07	-	-	-	-	-	-	0	1		0	3	5	0	1		0	3	5		
2007-08	DID NOT PLAY																			
2008-09	1	0		0	3	2	-	-	-	-	-	-	1	0		0	3	2		
2009-10	0	1		0	1	4	1	0		0	2	1	1	1		0	3	5		
TOTALS	7	7	0	0	33	35	6	6	0	0	38	39	13	13	0	0	71	74		

VS TORONTO																				
YEAR	HOME						ROAD						OVERALL							
	W	L	T	OL	GF	GA	W	L	T	OL	GF	GA	W	L	T	OL	GF	GA		
1979-80	0	2	0		7	17	0	2	0		2	15	0	4	0		9	32		
1980-81	0	2	0		8	12	2	0	0		10	2	2	2	0		18	14		
1981-82	1	2	0		12	14	3	0	1		23	13	4	2	1		35	27		
1982-83	2	0	0		13	6	1	0	0		6	3	3	0	0		19	9		
1983-84	1	0	0		8	2	2	0	0		16	11	3	0	0		24	13		
1984-85	2	0	0		11	6	1	0	0		5	3	3	0	0		16	9		
1985-86	0	0	1		3	3	1	1	0		5	9	1	1	1		8	12		
1986-87	1	1	0		9	11	0	1	0		1	6	1	2	0		10	17		
1987-88	1	0	0		4	3	1	1	0		13	8	2	1	0		17	11		
1988-89	2	0	0		12	7	1	0	0		10	2	3	0	0		22	9		
1989-90	0	0	1		5	5	2	0	0		10	5	2	0	1		15	10		
1990-91	1	0	1		12	6	0	1	0		2	5	1	1	1		14	11		
1991-92	1	0	0		4	2	1	1	0		4	4	2	1	0		8	6		
1992-93	1	1	0		9	8	0	1	0		2	4	1	2	0		11	12		
1993-94	0	2	1		5	11	1	2	0		6	14	1	4	1		11	25		
1994-95	1	0	1		8	4	0	3	0		7	12	1	3	1		15	16		
1995-96	2	1	0		10	10	1	1	1		8	7	3	2	1		18	17		
1996-97	2	0	1		9	5	2	1	0		10	8	4	1	1		19	13		
1997-98	2	1	0		8	5	2	0	0		8	2	4	1	0		16	7		
1998-99	-	-	-		-	-	0	1	0		2	5	0	1	0		2	5		
1999-00	-	-	-	-	-	-	0	1	0	0	3	5	0	1	0	0	3	5		
2000-01	-	-	-	-	-	-	0	1	0	0	2	3	0	1	0	0	2	3		
2001-02	-	-	-	-	-	-	0	1	0	0	3	6	0	1	0	0	3	6		
2002-03	-	-	-	-	-	-	0	1	0	0	3	5	0	1	0	0	3	5		
2003-04	0	1	0	0	4	5	-	-	-	-	-	-	0	1	0	0	4	5		
2005-06	-	-	-	-	-	-	1	0		0	4	3	1	0		0	4	3		
2006-07	DID NOT PLAY																			
2007-08	1	0		0	5	1	-	-	-	-	-	-	1	0		0	5	1		
2008-09	1	0		0	6	3	-	-	-	-	-	-	1	0		0	6	3		
2009-10	-	-	-	-	-	-	1	0		0	6	3	1	0		0	6	3		
TOTALS	22	13	6	0	172	146	23	20	2	0	171	163	45	33	8	0	343	309		

ALL-TIME VS. OPPONENTS

VS VANCOUVER YEAR	HOME						ROAD						OVERALL					
	W	L	T	OL	GF	GA	W	L	T	OL	GF	GA	W	L	T	OL	GF	GA
1979-80	1	0	1		8	6	0	2	0		3	6	1	2	1		11	12
1980-81	0	1	1		6	14	0	1	1		5	10	0	2	2		11	24
1981-82	1	0	0		5	2	0	2	0		1	10	1	2	0		6	12
1982-83	3	1	0		16	14	0	3	1		14	21	3	4	1		30	35
1983-84	1	2	1		16	18	1	3	0		13	15	2	5	1		29	33
1984-85	2	1	1		21	19	3	1	0		20	15	5	2	1		41	34
1985-86	2	1	1		16	13	1	2	1		14	16	3	3	2		30	29
1986-87	3	1	0		13	11	2	2	0		18	17	5	3	0		31	28
1987-88	3	1	0		19	13	2	2	0		11	15	5	3	0		30	28
1988-89	3	1	0		17	15	1	2	1		11	14	4	3	1		28	29
1989-90	2	1	1		16	10	1	1	2		12	13	3	2	3		28	23
1990-91	2	1	1		15	16	2	2	0		10	10	4	3	1		25	26
1991-92	1	2	0		9	8	0	2	2		8	12	1	4	2		17	20
1992-93	0	3	0		8	16	1	3	0		9	20	1	6	0		17	36
1993-94	0	2	0		7	13	0	2	0		2	11	0	4	0		9	24
1994-95	1	0	1		10	7	1	1	0		5	6	2	1	1		15	13
1995-96	0	2	0		5	9	1	1	0		8	6	1	3	0		13	15
1996-97	2	0	0		11	4	0	2	0		6	12	2	2	0		17	16
1997-98	1	1	0		5	7	1	1	0		8	5	2	2	0		13	12
1998-99	1	1	0		4	5	0	1	1		3	4	1	2	1		7	9
1999-00	1	1	0	0	7	3	1	1	0	0	5	3	2	2	0	0	12	6
2000-01	1	0	1	0	4	3	1	1	0	0	5	8	2	1	1	0	9	11
2001-02	2	0	0	0	11	3	0	2	0	0	5	8	2	2	0	0	16	11
2002-03	0	1	1	0	5	8	0	2	0	0	1	6	0	3	1	0	6	14
2003-04	0	2	0	0	2	8	0	1	1	0	4	9	0	3	1	0	6	17
2005-06	1	1		0	6	8	0	2		0	4	6	1	3		0	10	14
2006-07	1	1		0	5	5	0	2		0	5	9	1	3		0	10	14
2007-08	1	0		1	3	2	1	1		0	5	6	2	1		1	8	8
2008-09	1	1		0	8	5	1	1		0	4	2	2	2		0	12	7
2009-10	2	0		0	7	5	0	2		0	1	8	2	2		0	8	13
TOTALS	39	29	10	1	285	270	21	51	10	0	220	303	60	80	20	1	505	573

VS WASHINGTON							HOME							ROAD							OVERALL						
YEAR	W	L	T	OL	GF	GA	W	L	T	OL	GF	GA	W	L	T	OL	GF	GA									
1979-80	0	1	1		4	7	0	2	0		7	11	0	3	1		11	18									
1980-81	0	1	1		7	9	0	2	0		4	8	0	3	1		11	17									
1981-82	1	1	0		6	6	0	1	0		3	7	1	2	0		9	13									
1982-83	0	0	1		3	3	0	1	1		4	9	0	1	2		7	12									
1983-84	1	1	0		7	10	0	1	0		3	8	1	2	0		10	18									
1984-85	1	0	0		5	3	1	1	0		9	11	2	1	0		14	14									
1985-86	1	0	1		14	11	0	1	0		3	5	1	1	1		17	16									
1986-87	0	0	1		3	3	1	1	0		7	8	1	1	1		10	11									
1987-88	1	1	0		3	8	1	0			3	2	2	1	0		6	10									
1988-89	1	0	0		3	2	0	2	0		6	12	1	2	0		9	14									
1989-90	2	0	0		12	5	1	0	0		4	3	3	0	0		16	8									
1990-91	0	1	0		1	2	1	1	0		5	5	1	2	0		6	7									
1991-92	2	0	0		10	8	0	0	1		3	3	2	0	1		13	11									
1992-93	1	0	0		6	2	0	1	0		6	8	1	1	0		12	10									
1993-94	1	0	0		6	4	0	1	0		3	4	1	1	0		9	8									
1994-95	DID NOT PLAY																										
1995-96	0	1	0		1	6	0	0	1		1	1	0	1	1		2	7									
1996-97	1	0	0		4	3	0	1	0		0	3	1	1	0		4	6									
1997-98	0	0	1		3	3	0	1	0		1	2	0	1	1		4	5									
1998-99	1	0	0		4	2	1	0	0		2	1	2	0	0		6	3									
1999-00	0	0	1	0	2	2	0	0	0	1	2	3	0	0	1	1	4	5									
2000-01	-	-	-	-	-	-	0	0	1	0	2	2	0	0	1	0	2	2									
2001-02	1	0	0	0	5	2	0	0	1	0	2	2	1	0	1	0	7	4									
2002-03	0	1	0	0	3	4	1	0	0	0	2	1	1	1	0	0	5	5									
2003-04	-	-	-	-	-	-	1	0	0	0	3	0	1	0	0	0	3	0									
2005-06	0	1		0	1	6	-	-	-	-	-	-	0	1		0	1	6									
2006-07	-	-	-	-	-	-	1	0		0	3	2	1	0		0	3	2									
2007-08	DID NOT PLAY																										
2008-09	1	0		0	2	1	-	-	-	-	-	-	1	0		0	2	1									
2009-10	-	-	-	-	-	-	0	1		0	2	4	0	1		0	2	4									
TOTALS	16	9	7	0	115	112	9	18	5	1	90	125	25	27	12	1	205	237									

TEAM RECORDS: SEASON

MOST

POINTS:
107 – (50-25-7) – 2009-10

POINTS, HOME:
60 – 2001-02 (27-8-3-3);
2009-10 (29-10-2)

POINTS, ROAD:
48 – (22-14-4) – 1984-85

WINS:
50 – 2009-10

WINS, HOME:
29 – 2009-10

WINS, ROAD:
23 – 1996-97

LOSSES:
57 – 1980-81

LOSSES, HOME:
25 – 1980-81

LOSSES, ROAD:
32 – 1980-81

TIES:
18 – 2003-04

TIES, HOME:
9 – 1981-82

TIES, ROAD:
11 – 2003-04

GOALS:
358 – 1984-85

GOALS AGAINST:
400 – 1980-81

GOALS PER-GAME AVERAGE:
4.47 AVG – 1984-85

GOALS AGAINST-PER-GAME AVERAGE:
5.00 AVG – 1980-81

POWER PLAY GOALS:
110 – 1987-88

POWER PLAY GOALS AGAINST:
98 – 2005-06

SHORTHANDED GOALS:
15 – 1988-89

SHORTHANDED GOALS AGAINST:
18 – 1983-84

ASSISTS:
605 – 1984-85

SCORING POINTS:
963 – 1984-85

50 + GOAL SCORERS:
1 – 1984-85 (Dale Hawerchuk-53);
1992-93 (Teemu Selanne-76);
1995-96 (Keith Tkachuk-50); and
1996-97 (Keith Tkachuk-52)

40 + GOAL SCORERS:
2 – 1981-82 (Dale Hawerchuk-45 and
Morris Lukowich-43); 1984-85
(Dale Hawerchuk-53 and Paul
MacLean-41); and 1987-88 (Dale
Hawerchuk-44 and Paul MacLean-40)

30 + GOAL SCORERS:
6 – 1984-85 (Dale Hawerchuk-53; Paul
MacLean-41; Laurie Boschman-32;
Brian Mullen-32; Doug Smail-31 and
Thomas Steen-30) NHL Record

20 + GOAL SCORERS:
7 – 1983-84 (Paul MacLean-40; Dale
Hawerchuk-37; Laurie Boschman-28;
Brian Mullen-21; Scott Arniel-21;
Thomas Steen-20 and Doug Smail-20)

100 + POINT SCORERS:
2 – 1984-85 (Dale Hawerchuk-130 and
Paul MacLean-101)

PENALTY MINUTES:
2278 – 1987-88

SHUTOUTS FOR:
9 – (Nikolai Khabibulin-8, Jimmy Waite-1)
1998-99

FEWEST

POINTS:
32 – 9-57-14) – 1980-81

POINTS, HOME:
22 – (7-25-8) – 1980-81

POINTS, ROAD:
10 – (2-32-6) – 1980-81

WINS:
9 – 1980-81

WINS, HOME:
7 – 1980-81

WINS, ROAD:
2 – 1980-81

LOSSES:
*25 – 2009-10
(25 in shortened 1994-95 season)

LOSSES, HOME:
8 – 2001-02

LOSSES, ROAD:
14 – 1984-85

TIES:
6 – 1995-96

TIES, HOME:
2 – 1982-83 and 1999-00

TIES, ROAD:
0 – 1996-97

GOALS:
*188 – 2003-04
(157 in shortened
1994-95 season)

GOALS AGAINST:
*197 – 1998-99
(177 in shortened
1994-95 season)

GOALS-PER-GAME AVERAGE:
2.29 AVG – 2003-04

GOALS AGAINST-PER-GAME AVERAGE:
2.40 AVG – 1998-99

POWER PLAY GOALS:
37 – 1999-00

POWER PLAY GOALS AGAINST:
*43 – 1999-00
(40 in shortened 1994-95 season)

SHORTHANDED GOALS:
3 – 1992-93; 2009-10

SHORTHANDED GOALS AGAINST:
4 – 2008-09

ASSISTS:
*319 – 2003-04
(270 in shortened
1994-95 season)

SCORING POINTS:
*507 – 2003-04
(427 in shortened
1994-95 season)

PENALTY MINUTES:
925 – 2009-10

TEAM RECORDS: SEASON STREAKS

LONGEST

WINNING:
9 Games – (Mar. 8 - Mar. 27, 1985);
(Mar. 4 – Mar. 21, 2010)

WINNING, HOME:
10 Games – Nov. 21-Dec. 29, 2009

WINNING, ROAD:
8 Games – (Feb. 25-Apr. 6, 1985)

WINNING, START OF SEASON:
3 Games – (Oct. 10-Oct. 17, 1987);
(Oct. 10-Oct. 15, 2003)

WINNING, START OF SEASON, HOME:
5 Games – (Oct. 5-Oct. 28, 2000)

WINNING, START OF SEASON, ROAD:
3 Games – (Oct. 9-Oct. 14, 1982)

UNDEFEATED:
14 Games – 12-0-2
(Oct. 25-Nov. 28, 1998)

UNDEFEATED, HOME:
11 Games – 6-0-5 (Dec. 23, 1983-Feb.
5, 1984); 10-0-1 (Oct. 15-
Dec. 20, 1998)

UNDEFEATED, ROAD:
9 Games – 8-0-1 (Feb. 25-Apr. 7, 1985);
5-0-4-0 (Dec. 7, 2003-Jan.
9, 2004)

UNDEFEATED, START OF SEASON:
3 Games – 3-0-0 (Oct. 10-Oct. 17,
1987); 2-0-1 (Oct. 2-Oct. 8,
1999); 3-0-0 (Oct. 10-Oct.
15, 2003)

UNDEFEATED, START OF SEASON, HOME:
6 Games – 4-0-2 (Oct. 7-Oct. 30, 1995);
5-0-1 (Oct. 5-Nov. 3, 2000)

UNDEFEATED, START OF SEASON, ROAD:
4 Games – 2-0-2 (Oct. 10-Oct. 23, 1991)

UNDEFEATED, INCLUDING PLAYOFFS:
15 Games – 12-0-3 (Mar. 8-Apr. 11, 1985);
10-0-3 (regular season,
2-0 playoffs)

LOSING:
10 Games – (Nov. 30-Dec. 20, 1980);
(Feb. 6-Feb. 25, 1994)

LOSING, HOME:
6 Games – (Oct. 6-Nov. 3, 2007);
(Jan. 27-Feb. 16, 2009)

LOSING, ROAD:
13 Games – (Jan. 26-Apr. 14, 1994)

LOSING, START OF SEASON:
3 Games – (Oct. 10-Oct. 13, 1981)

LOSING, START OF SEASON, HOME:
3 Games – (Oct. 12-Oct. 26, 2002)

LOSING, START OF SEASON, ROAD:
8 Games – (Oct. 8-Nov. 8, 1992)

WINLESS:
30 Games – 0-23-7 (Oct. 19-Dec. 20,
1980) NHL Record

WINLESS, HOME:
14 Games – 0-9-5 (Oct. 19-Dec. 14,
1980)

WINLESS, ROAD:
18 Games – 0-16-2 (Oct. 10-Dec. 20, 1980)

WINLESS, START OF SEASON:
3 Games – 0-1-2 (Oct. 5-Oct. 9, 1983);
0-3-0 (Oct. 10-Oct. 13, 1985); 0-2-1
(Oct. 6-Oct. 12, 1988)

WINLESS, START OF SEASON, HOME:
6 Games – 0-4-2 (Oct. 5-Nov. 2, 1983)

WINLESS, START OF SEASON, ROAD:
18 Games – 0-16-2 (Oct. 10, 1980-Jan.
7, 1981)

SHUTOUT SEQUENCE:
306 minutes, 16 seconds –
(Dec. 31, 2003-Jan. 11, 2004) –
60:00 vs LA, Dec. 31; 60:00 at DAL,
Jan. 2; 60:00 at CAR, Jan. 4; 60:00
at WSH, Jan. 7; 60:00 at MIN, Jan. 9;
6:16 vs ATL, Jan. 11

CONSECUTIVE GOALS:
18 – (Dec. 31, 2003-Jan. 11, 2004)

TEAM RECORDS: GAME

MOST

GOALS:

12 – at NYR, Feb. 25, 1985

GOALS, HOME:

10 – vs LA, Mar. 30, 1983; and vs CGY, Mar. 25, 1987

GOALS, ROAD:

12 – at NYR, Feb. 25, 1985

GOALS AGAINST:

15 – at MIN 15, Nov. 11, 1981

GOALS AGAINST, HOME:

12 – vs MTL, Oct. 19, 1983

GOALS AGAINST, ROAD:

15 – at MIN, Nov. 11, 1981

GOALS, BOTH TEAMS:

18 – at DET, Nov. 25, 1987

GOALS, CONSECUTIVE:

9 – at TOR, Mar. 5, 1988

POWER PLAY GOALS:

5 – vs CGY, Mar. 9, 1988; vs CAR, Dec. 3, 2005;
and vs FLA, Jan. 19, 2006

POWER PLAY GOALS AGAINST:

5 – at MIN, Nov. 11, 1981; and vs CGY, Nov. 1, 1991

SHORTHANDED GOALS:

4 – vs VAN, Apr. 7, 1995

SHORTHANDED GOALS AGAINST:

3 – at EDM, Dec. 21, 1983; at CHI, Oct. 12, 1988;
and vs STL, Jan. 14, 2003

SCORING POINTS:

30 – at QUE, Nov. 24, 1990

SHOTS:

54 – vs LA, Mar. 30, 1983; and vs VAN, Feb. 10, 1985

SHOTS, BOTH TEAMS:

93 – vs MIN (WPG 42, MIN 51), Nov. 11, 1981

SHOTS AGAINST:

57 – vs VAN, Nov. 18, 1980

PENALTY MINUTES:

140 – at VAN (15 minors, 6 majors, 3 misconducts, 5
game misconducts), Dec. 31, 1987

PENALTY MINUTES, BOTH TEAMS:

286 – at VAN (140 WPG: 15 minors, 6 majors, 3
misconducts, 5 game misconducts; 146 VAN:
18 minors, 4 majors, 6 misconducts, 3 game
misconducts), Dec. 31, 1987

FEWEST

SHOTS:

11 – vs DAL, Apr. 16, 1998; and at PIT, Dec. 11, 1999

SHOTS AGAINST:

12 – vs NJ, Oct. 22, 1982

PENALTY MINUTES:

0 – vs HFD, Dec. 30, 1981; at ANA, Apr. 6, 2008;
at STL, Feb. 24, 2009

LARGEST

MARGIN OF VICTORY, HOME:

9 – vs CGY (10-1), Mar. 25, 1987; and vs CGY (9-0),
Feb. 3, 1988

MARGIN OF VICTORY, ROAD:

9 – at TOR (10-1), Mar. 5, 1988

MARGIN OF DEFEAT, HOME:

10 – vs MTL (12-2), Oct. 19, 1983

MARGIN OF DEFEAT, ROAD:

13 – at MIN (15-2), Nov. 11, 1981

TEAM RECORDS: PERIOD

MOST

GOALS:

6 – vs VAN (2nd period), Nov. 9, 1984; vs LA (3rd period),
Oct. 30, 1988; and at EDM (1st period), Mar. 30, 1999

GOALS AGAINST:

8 – at MIN (2nd period), Nov. 11, 1981

SHOTS:

25 – vs CGY (2nd period), Feb. 5, 1982

SHOTS AGAINST:

27 – at MIN (2nd period), Nov. 11, 1981

PENALTY MINUTES:

117 – at VAN (1st period, 6 minors, 5 majors, 3
misconducts, 5 game misconducts), Dec. 31, 1987

PENALTY MINUTES, BOTH TEAMS:

228 – at VAN (1st period, 117 WPG: 6 minors, 5 majors,
3 misconducts, 5 game misconducts; and 111
VAN: 8 minors, 3 majors, 5 misconducts, 3 game
misconducts), Dec. 31, 1987

FEWEST

SHOTS:

0 – vs NYR (2nd period), Jan. 15, 1982; and at CGY
(1st period), Mar. 24, 2003

SHOTS AGAINST:

0 – vs TB (2nd period), Dec. 2, 1999

FASTEST

SIX GOALS:

8 minutes, 14 seconds – vs LA (3rd period), Oct. 30,
1988 (Dave Ellett, 9:23; Pat Elynuik, 12:37; Randy
Gilhen, 13:39; Dale Hawerchuk, 16:14; Doug Smail,
16:58; Ray Neufeld, 17:37)

FIVE GOALS:

5 minutes – vs LA (3rd period), Oct. 30, 1988 (Pat Elynuik,
12:37; Randy Gilhen, 13:39; Dale Hawerchuk, 16:14;
Doug Smail, 16:58; Ray Neufeld, 17:37)

FIVE GOALS, BOTH TEAMS:

2 minutes, 38 seconds – vs SJ (3rd period), Mar. 25,
2008 (Shane Doan, PHX – 2:16; Joe Thornton,
SJ – 2:51; Marc-Edouard Vlasic, SJ – 3:19; Steven
Reinprecht, PHX – 4:05; Joe Thornton, SJ – 4:54)

FOUR GOALS:

2 minutes, 16 seconds – vs VAN (2nd period), Nov. 9,
1984 (Dale Hawerchuk, 7:52; Scott Arniel, 8:05; Brian
Mullen, 9:11; Scott Arniel, 10:08)

FOUR GOALS, BOTH TEAMS:

1 minute, 11 seconds – at MIN (2nd period), Nov. 11,
1981 (Kent-Erik Andersson, MIN – 4:05; Neal Broten,
MIN – 4:56; Bengt Lundholm, WPG – 5:02;
Mike Eaves – MIN, 5:16)

THREE GOALS:

1 minute, 2 seconds – vs EDM (2nd period), Dec. 15,
1995 (Deron Quint, 7:51; Deron Quint, 7:55; Teemu
Selanne, 8:53)

THREE GOALS, BOTH TEAMS:

20 seconds – vs MIN (3rd period), Dec. 27, 1992 (Neal
Broten, MIN – 1:54; Dave Gagner, MIN – 2:08; Keith
Tkachuk, WPG – 2:14)

TWO GOALS:

4 seconds – vs EDM (2nd period), Dec. 15, 1995 (Deron
Quint, 7:51 and 7:55) **NHL Record**

TWO GOALS, BOTH TEAMS:

6 seconds – vs MIN (2nd period), Dec. 26, 1982 (Dale
Hawerchuk, WPG – 2:46; Mike Eaves, MIN – 2:52);
at STL (2nd period), Jan. 31, 1989 (Bernie Federko,
STL – 17:39; Paul Fenton, WPG – 17:35); and vs MIN
(3rd period), Dec. 27, 1992 (Dave Gagner, MIN – 2:08;
Keith Tkachuk, WPG – 2:14)

INDIVIDUAL RECORDS: CAREER

MOST

SEASONS:

15 – Teppo Numminen

GAMES:

1,098 – Teppo Numminen

GAMES, INCLUDING PLAYOFFS:

1,148 – Teppo Numminen
(1,098 regular season, 50 playoffs)

GAMES, CONSECUTIVE:

475 – Dale Hawerchuk
(Dec. 19, 1982-Dec. 10, 1988)

GOALS:

379 – Dale Hawerchuk

GOALS, INCLUDING PLAYOFFS:

395 – Dale Hawerchuk
(379 regular season, 16 playoffs)

GOALS, CENTER:

379 – Dale Hawerchuk

GOALS, LEFT WING:

323 – Keith Tkachuk

GOALS, RIGHT WING:

276 – Shane Doan

GOALS, DEFENSEMAN:

108 – Teppo Numminen

OVERTIME GOALS:

8 – Shane Doan

ASSISTS:

553 – Thomas Steen

ASSISTS, INCLUDING PLAYOFFS:

583 – Dale Hawerchuk
(550 regular season, 33 playoffs)

ASSISTS, CENTER:

553 – Thomas Steen

ASSISTS, LEFT WING:

300 – Keith Tkachuk

ASSISTS, RIGHT WING:

402 – Shane Doan

ASSISTS, DEFENSEMAN:

426 – Teppo Numminen

POINTS:

929 – Dale Hawerchuk

POINTS, INCLUDING PLAYOFFS:

978 – Dale Hawerchuk
(929 regular season, 49 playoffs)

POINTS, CENTER:

929 – Dale Hawerchuk

POINTS, LEFT WING:

623 – Keith Tkachuk

POINTS, RIGHT WING:

678 – Shane Doan

POINTS, DEFENSEMAN:

534 – Teppo Numminen

PENALTY MINUTES:

1,508 – Keith Tkachuk

PENALTY MINUTES, INCLUDING PLAYOFFS:

1,608 – Keith Tkachuk
(1,508 regular season, 100 playoffs)

HAT TRICKS:

12 – Dale Hawerchuk

20 + GOAL SEASONS:

9 – Dale Hawerchuk, Keith Tkachuk and Shane Doan

30 + GOAL SEASONS:

8 – Dale Hawerchuk

40 + GOAL SEASONS:

7 – Dale Hawerchuk

50 + GOAL SEASONS:

2 – Keith Tkachuk

100 + POINT SEASONS:

6 – Dale Hawerchuk

CONSECUTIVE 20 + GOAL SEASONS:

9 – Dale Hawerchuk (1981-82 to 1989-90), Keith Tkachuk (1992-93 to 2000-01) and Shane Doan (1999-00 to 2008-09)

CONSECUTIVE 30 + GOAL SEASONS:

8 – Dale Hawerchuk
(1981-82 to 1988-89)

CONSECUTIVE 40 + GOAL SEASONS:

5 – Dale Hawerchuk
(1984-85 to 1988-89)

CONSECUTIVE 50 + GOAL SEASONS:

2 – Keith Tkachuk (1995-96 to 1996-97)

CONSECUTIVE 100 + POINT SEASONS:

5 – Dale Hawerchuk
(1983-84 to 1987-88)

CONSECUTIVE GAMES PLAYED:

475 – Dale Hawerchuk
(Dec. 19, 1982 to Dec. 10, 1988)

MOST BY A GOALTENDER

GAMES:

311 – Bob Essensa

WINS:

129 – Bob Essensa

SHUTOUTS:

21 – Nikolai Khabibulin

20 + WIN SEASONS:

4 -- Nikolai Khabibulin

30 + WIN SEASONS:

3 – Nikolai Khabibulin

CONSECUTIVE 20 + WIN SEASONS:

4 – Nikolai Khabibulin
(1995-96 to 1998-99)

CONSECUTIVE 30 + WIN SEASONS:

3 – Nikolai Khabibulin
(1996-97 to 1998-99)

INDIVIDUAL RECORDS: SEASON

MOST

GOALS:

76 – Teemu Selanne (1992-93)

GOALS, INCLUDING PLAYOFFS:

80 – Teemu Selanne, 1992-93 (76 regular season, 4 playoffs)

GOALS BY A DEFENSEMAN:

23 – Phil Housley (1990-91 and 1991-92)

GOALS BY A ROOKIE:

76 – Teemu Selanne (1992-93) *NHL Record*

GOALS BY A ROOKIE DEFENSEMAN:

11 – Dave Ellett (1984-85)

GOALS BY A CENTER:

53 – Dale Hawerchuk (1984-85)

GOALS BY A LEFT WING:

52 – Keith Tkachuk (1996-97)

GOALS BY A RIGHT WING:

76 – Teemu Selanne (1992-93)

ASSISTS:

79 – Phil Housley (1992-93)

ASSISTS, INCLUDING PLAYOFFS:

86 – Phil Housley, 1992-93
(79 regular season, 6 playoffs)

ASSISTS BY A DEFENSEMAN:

79 – Phil Housley (1992-93)

ASSISTS BY A ROOKIE:

58 – Dale Hawerchuk (1981-82)

ASSISTS BY A ROOKIE DEFENSEMAN:

38 – Dave Babych (1980-81)

ASSISTS BY A CENTER:

77 – Dale Hawerchuk
(1984-85 and 1987-88)

ASSISTS BY A LEFT WING:

49 – Morris Lukowich (1981-82)

ASSISTS BY A RIGHT WING:

60 – Paul MacLean (1984-85)

POINTS:

132 – Teemu Selanne (1992-93)

POINTS, INCLUDING PLAYOFFS:

138 – Teemu Selanne, 1992-93 (132 regular season, 6 playoffs)

POINTS BY A DEFENSEMAN:

97 – Phil Housley (1992-93)

POINTS BY A ROOKIE:

132 – Teemu Selanne (1992-93) *NHL Record*

POINTS BY A ROOKIE DEFENSEMAN:

44 – Dave Babych (1980-81)

POINTS BY A CENTER:

130 – Dale Hawerchuk (1984-85)

POINTS BY A LEFT WING:

98 – Keith Tkachuk (1995-96)

POINTS BY A RIGHT WING:

132 – Teemu Selanne (1992-93)

PENALTY MINUTES:

347 – Tie Domi (1993-94)

PENALTY MINUTES BY A ROOKIE:

324 – Daniel Carcillo (2007-08)

PENALTY MINUTES BY A DEFENSEMAN:

271 – Shawn Cronin (1991-92)

PENALTY MINUTES BY A CENTER:

243 – Laurie Boschman (1983-84)

PENALTY MINUTES BY A LEFT WING:

324 – Daniel Carcillo (2007-08)

PENALTY MINUTES BY A RIGHT WING:

347 – Tie Domi (1993-94)

HAT TRICKS:

5 – Teemu Selanne, 4 three-goal games and 1 four-goal game (1992-93)

POWER-PLAY GOALS:

24 – Teemu Selanne (1992-93)

SHORTHANDED GOALS:

7 – Dave McLlwain (1989-90)

GAME WINNING GOALS:

12 – Jeremy Roenick (1999-00)

GAME TYING GOALS:

3 – Barry Long (1980-81); Danny Geoffrion (1980-81); Morris Lukowich (1981-82); Dave Babych (1981-82); Dale Hawerchuk (1983-84); and Shane Doan (2003-04)

GAME OPENING GOALS:

12 – Keith Tkachuk
(1995-96 and 1998-99)

SHOTS:

387 – Teemu Selanne (1992-93)

HIGHEST GOALS-PER-GAME AVERAGE

(among players with 30-or-more goals):
.90 – Teemu Selanne (1992-93)
76 G in 84 GP

HIGHEST ASSISTS-PER-GAME AVERAGE

(among players with 35-or-more assists):
.98 – Phil Housley (1992-93)
79 A in 80 GP

HIGHEST POINTS-PER-GAME AVERAGE

(among players with 50-or-more points):
1.62 – Dale Hawerchuk (1984-85) 130 PTS in 80 GP

MOST BY A GOALTENDER

GAMES:

72 – Nikolai Khabibulin (1996-97)

MINUTES:

4,091 – Nikolai Khabibulin (1996-97)

GOALS AGAINST:

227 – Bob Essensa (1992-93)

WINS:

42 – Ilya Bryzgalov (2009-10)

LOSSES:

33 – Nikolai Khabibulin (1996-97)

TIES:

13 – Sean Burke (2000-01)

SHUTOUTS:

8 – Nikolai Khabibulin (1998-99);
Ilya Bryzgalov (2009-10)

ASSISTS:

5 – Ed Staniowski (1981-82); and
Bob Essensa (1992-93)

PENALTY MINUTES:

25 – Gary Smith (1979-80)

INDIVIDUAL RECORDS: SEASON STREAKS

LONGEST

WINNING, GOALTENDER:

9 – Brian Hayward (Mar. 8 - Mar. 27, 1985); and *Bob Essensa (Oct. 11-Dec. 6, 1999 – not consecutive games)

UNDEFEATED, GOALTENDER:

12 – Brian Hayward 10-0-2 (Mar. 8 - Apr. 6, 1985)

SHUTOUT SEQUENCE, GOALTENDER:

332 minutes, 01 second – Brian Boucher (Dec. 22, 2003 – Jan. 11, 2004) – 25:45 at NSH, Dec. 22; 60:00 vs LA, Dec. 31; 60:00 at DAL, Jan. 2; 60:00 at CAR, Jan. 4; 60:00 at WSH, Jan. 7; 60:00 at MIN, Jan. 9; 6:16 vs ATL, Jan. 11 **NHL Record** (Modern Era)

CONSECUTIVE SHUTOUTS:

5 games – Brian Boucher (Dec. 31, 2003 – Jan. 9, 2004) **NHL Record** (Modern Era)

CONSECUTIVE POINT:

18 games – Dale Hawerchuk (Feb. 23 - Apr. 7, 1985) 17-16-33

CONSECUTIVE GOAL:

9 games – Teemu Selanne (Mar. 14 - Apr. 1, 1993) – 14G

CONSECUTIVE ASSIST:

14 games – Phil Housley (Dec. 26, 1992-Jan. 19, 1993) – 21A

CONSECUTIVE PENALTY:

15 games – Tie Domi (Mar. 14 - Apr. 15, 1993)

INDIVIDUAL RECORDS: GAME

MOST

GOALS:

5 – Willy Lindstrom, at PHI (Mar. 2, 1982); Alexei Zhamnov, at LA (Apr. 1, 1995)

GOALS, DEFENSEMAN:

2 – Several times – Several players

GOALS, ROOKIE:

4 – Teemu Selanne, vs MIN (Feb. 28, 1993)

GOALS, CENTER:

5 – Alexei Zhamnov, at LA (Apr. 1, 1995)

GOALS, LEFT WING:

4 – Keith Tkachuk, at DAL (Mar. 26, 1996), at CHI (Mar. 20, 1997)

GOALS, RIGHT WING:

5 – Willy Lindstrom, at PHI (Mar. 2, 1982)

ASSISTS:

5 – Dale Hawerchuk, vs LA (Mar. 6, 1984), vs TOR (Mar. 18, 1989), vs LA (Mar. 4, 1990); Phil Housley, vs HFD (Jan. 18, 1993); and Keith Tkachuk at BUF (Feb. 23, 2001)

ASSISTS, DEFENSEMAN:

5 – Phil Housley, vs HFD (Jan. 18, 1993)

ASSISTS, ROOKIE:

4 – Keith Ballard, vs FLA (Jan. 19, 2006)

ASSISTS, CENTER:

5 – Dale Hawerchuk, vs LA (Mar. 6, 1984), vs TOR (Mar. 18, 1989), and vs LA (Mar. 4, 1990)

ASSISTS, LEFT WING:

5 – Keith Tkachuk, at BUF (Feb. 23, 2001)

ASSISTS, RIGHT WING:

4 – Paul MacLean, vs TOR (Dec. 14, 1984) and vs BOS (Feb. 20, 1987); Andrew McBain, vs NYR (Apr. 1, 1988); Dallas Drake, at LA (Apr. 1, 1995); Teemu Selanne, vs MTL (Dec. 12, 1995); Shane Doan, vs EDM (Mar. 24, 2001); Shane Doan, vs. SJ (Dec. 30, 2006)

POINTS:

6 – Willy Lindstrom, at PHI (Mar. 2, 1982) 5G-1A; Dale Hawerchuk, vs TOR (Dec. 14, 1983) 3G-3A; Thomas Steen, vs HFD (Oct. 24, 1984) 2G-4A; Dale Hawerchuk, vs TOR (Mar. 5, 1988) 2G-4A; Dale Hawerchuk, vs TOR (Mar. 18, 1989) 1G-5A; Ed Olczyk, vs CGY (Dec. 21, 1991) 2G-4A

POINTS, DEFENSEMAN:

5 – Randy Carlyle, vs CGY (Mar. 9, 1988) 1G-4A; Fredrik Olausson, vs EDM (Oct. 14, 1992) 1G-4A; Phil Housley, vs HFD (Jan. 18, 1993) 0G-5A

POINTS, ROOKIE:

5 – Dale Hawerchuk, at TOR (Mar. 13, 1982) 3G-2A; Pat Elynuik, vs PIT (Jan. 20, 1989) 2G-3A; Teemu Selanne, vs CGY (Oct. 28, 1992) 2G-3A

POINTS, CENTER:

6 – Dale Hawerchuk, vs TOR (Dec. 14, 1983) 3G-3A, vs TOR (Mar. 5, 1988) 2G-4A, and vs TOR (Mar. 18, 1989) 1G-5A; Thomas Steen, vs HFD (Oct. 24, 1984) 2G-4A; Ed Olczyk, vs CGY (Dec. 21, 1991) 2G-4A

POINTS, LEFT WING:

5 – Keith Tkachuk, at DAL (Mar. 26, 1996) 4G-1A, vs ANA (Apr. 3, 1998) 3G-2A, at BUF (Feb. 23, 2001) 0G-5A; Ladislav Nagy, vs CAR (Dec. 3, 2005), 3G-2A

POINTS, RIGHT WING:

6 – Willy Lindstrom, at PHI (Mar. 2, 1982) 5G-1A

PENALTY MINUTES:

49 – Tie Domi, at VAN (Feb. 9, 1995) 2 minors, 1 major, 2 misconducts, 2 game misconducts

POWER PLAY GOALS:

3 – Paul MacLean, vs LA (Nov. 13, 1986); Ray Neufeld, vs VAN (Nov. 1, 1987); Paul MacLean, vs CGY (Mar. 9, 1988); Ladislav Nagy, vs CAR (Dec. 3, 2005)

SHORTHANDED GOALS:

2 – Keith Tkachuk, vs VAN (Apr. 7, 1995)

SHOTS:

12 – Brian Mullen, vs LA (Mar. 30, 1982); Nelson Emerson, vs FLA (Feb. 24, 1994); Jeremy Roenick, at TOR (Mar. 22, 1997)

SHOTS FACED:

55 – Nikolai Khabibulin, at PHI (Jan. 28, 1997)

GOALS AGAINST:

15 – Doug Soetaert, at MIN (Nov. 11, 1981)

FASTEST GOAL, START OF GAME:

5 seconds – Doug Smail, vs STL (Dec. 20, 1981) **NHL Record**

INDIVIDUAL RECORDS: PERIOD

MOST

ASSISTS:

5 – Dale Hawerchuk, 2nd period vs LA (Mar. 6, 1984) **NHL Record**

POINTS:

5 – Dale Hawerchuk, 2nd period vs LA (Mar. 6, 1984) 0G-5A; Pat Elynuik, 2nd period vs PIT (Jan. 20, 1989) 2G-3A

PENALTY MINUTES:

38 – Barry Legge, 1st period vs HFD (Jan. 10, 1981) 4 minors, 2 majors, 1 misconduct, 1 game misconduct

SHOTS:

7 – Brian Mullen, 1st period vs HFD, (Feb. 25, 1983); Lucien DeBlois, 3rd period vs VAN (Nov. 23, 1983); Teemu Selanne, 2nd period vs EDM (Apr. 15, 1993); Jeremy Roenick, 3rd period at TOR (Mar. 22, 1997); Keith Tkachuk, 2nd period vs ANA (Apr. 3, 1998); Travis Green, 3rd period at LA (Oct. 22, 1999)

SHOTS FACED:

27 – Doug Soetaert, 2nd period at MIN (Nov. 11, 1981)

GOALS AGAINST:

8 – Doug Soetaert, 2nd period at MIN (Nov. 11, 1981)

FASTEST

GOAL, START OF PERIOD:

5 seconds – Doug Smail, 1st period vs STL (Dec. 20, 1981)

TWO GOALS:

4 seconds – Deron Quint, 7:51 and 7:55 of 2nd period vs EDM (Dec. 15, 1995) **NHL Record**

THREE GOALS:

8 minutes, 2 seconds – Alexei Zhamnov, 1:25, 3:57 and 9:27 of 3rd period at LA (Apr. 1, 1995)

FOUR GOALS:

27 minutes, 59 seconds – Willy Lindstrom, 5:47 and 11:15 of 2nd period; 4:57 and 13:46 of 3rd period vs PHI (Mar. 2, 1982)

FIVE GOALS:

35 minutes, 26 seconds – Alexei Zhamnov, 14:01 of 1st period; 0:58 of 2nd period; 1:25, 3:57, and 9:27 of 3rd period at LA (Apr. 1, 1995)

HISTORY



TEAM HISTORY

WINNIPEG JETS (1979-1996)

- 1979, June 22** The Winnipeg Jets, newly purchased by Winnipeg lawyer Barry Shenkarow and businessman Michael Gobuty, are granted admission into the National Hockey League. The Jets franchise had spent the previous eight years in the World Hockey Association (WHA), winning three AVCO Cup championships. The Jets gained admittance to the WHA on Nov. 1, 1971 and finished as the WHA's final champions on May 20, 1979. Bobby Hull stars for the Jets during the club's WHA tenure, scoring 303 goals and 638 points in 411 games.
- 1979, Aug. 9** The Jets participate in their first NHL Entry Draft, using their first selection to draft right winger Jimmy Mann (19th overall). Center Thomas Steen is also drafted on this day (5th choice - 103rd overall).
- 1979, Sept. 17** The Jets open their first preseason training camp in the NHL.
- 1979, Oct. 10** The Winnipeg Jets play their first NHL game, a 4-2 loss at Pittsburgh.
- 1980, Dec. 10** Bill Sutherland becomes head coach of the Jets, replacing Tom McVie (the NHL club's first head coach).
- 1981, Feb. 16** Mike Smith takes over duties behind the Jets' bench.
- 1981, May 14** Tom Watt replaces Mike Smith as head coach.
- 1981, Aug. 13** The Jets sign Dale Hawerchuk, the first player drafted in the 1981 NHL Entry Draft, to his first professional contract at a ceremony at Portage and Main.
- 1982, Apr. 7** The Jets play their first NHL playoff game, losing a 4-3 decision to the St. Louis Blues at the Winnipeg Arena (lost the series 3-1).
- 1982, Apr. 8** The Jets win their first-ever NHL playoff game, defeating St. Louis 5-2 at the Winnipeg Arena.
- 1982, June** Dale Hawerchuk wins the Calder Trophy as the NHL's outstanding rookie for the 1981-82 season.
- 1983, Nov. 22** Barry Long replaces Tom Watt as head coach of the Jets.
- 1985, Apr. 14** For the first time since joining the NHL, the Jets advance to the second round of the playoffs by defeating the Calgary Flames (3-1).
- 1986, Mar. 4** John Ferguson replaces Barry Long as head coach.
- 1986, June 20** Dan Maloney replaces John Ferguson as head coach.
- 1987, Apr. 16** The Jets advance to the second round of playoffs for the second time by defeating Calgary (4-2).
- 1988, June 11** Jets draft right wing Teemu Selanne (1st choice - 10th overall) in the 1988 NHL Entry Draft.
- 1988, Dec. 3** Mike Smith replaces John Ferguson as Jets' general manager.
- 1989, Feb. 7** Rick Bowness replaces Dan Maloney as head coach.
- 1989, Feb. 19** The Jets retire Bobby Hull's No. 9 jersey in a ceremony at the Winnipeg Arena.
- 1989, May 25** Bob Murdoch replaces Rick Bowness as head coach.
- 1990, June 16** Jets draft left wing Keith Tkachuk (1st choice - 19th overall) in the 1990 NHL Entry Draft.
- 1991, June 17** John Paddock replaces Bob Murdoch as head coach.
- 1992, Jan. 10** Randy Carlyle plays in his 1,000th NHL game vs Chicago.
- 1993, Apr.** Teemu Selanne shatters NHL record for goals and points in a rookie season with 76 goals and 132 points (surpassing Mike Bossy's 53 goals and Peter Stastny's 109 points).
- 1993, June** Teemu Selanne wins the Calder Trophy as the NHL's outstanding rookie in 1992-93.
- 1994, Jan. 19** Mike Smith is fired as general manager of the Jets. John Paddock named as interim general manager.
- 1994, June 3** John Paddock is officially named general manager.
- 1995, Apr. 5** Terry Simpson replaces John Paddock as interim head coach.
- 1995, May 3** Local investors known as the MEC (Manitoba Entertainment Complex) announce that they will not exercise their option to purchase the Jets and keep the team in Winnipeg.
- 1995, May 6** The Winnipeg Jets retire the team logo and Thomas Steen's jersey No. 25 in a ceremony at the Winnipeg Arena.
- 1995, May 9** Operation Grassroots begins an effort to persuade government and local buyers to construct a new arena and keep the Jets in Winnipeg.
- 1995, May 16** Over 35,000 people attend a rally at The Forks to raise money for Operation Grassroots in the largest gathering of people at a rally in Winnipeg in 50 years. Approximately \$250,000 is raised at this rally from the citizens of Winnipeg.
- 1995, May 17** Over 2,500 people attend a "Hockey Social" at the Winnipeg Convention Centre and raise in excess of \$250,000 for Operation Grassroots.
- 1995, May 19** Jets' owner and president Barry Shenkarow announces that local buyers have missed the deadline to purchase the team and keep it in Winnipeg. The team will be purchased as per "agreement in principle" with Minneapolis investors and moved to Minneapolis.
- 1995, May 21** Barry Shenkarow and the Jets' ownership group announce that the Jets will remain in Winnipeg with details of the plan to expand the current ownership group to be finalized and announced in the near future.
- 1995, June 16** After weeks of tense negotiations, the Jets' ownership group agrees to sell its shares of the team to the Spirit of Manitoba group (formerly known as MEC) pending conditions which must be met before August 15, 1995.
- 1995, June 20** Terry Simpson is officially named head coach of the Jets.
- 1995, July 26** Winnipeg City Council votes to deny charitable tax status on donations to the endowment fund to cover the purchase of the team and operating costs of a new arena, creating a major hurdle in the Spirit of Manitoba's attempt to raise money for the endowment fund.
- 1995, Aug. 10** Winnipeg City Council votes (10-6) to accept Spirit of Manitoba's business plan, overturning the results of the previous vote on July 26.
- 1995, Aug. 14** The Spirit of Manitoba announces that they were unable to raise the required capital to proceed with the purchase of the Winnipeg Jets. The organization promptly disbands.
- 1995, Aug. 15** Jets' owner and president Barry Shenkarow announces that he is left with no alternative solution but to make arrangements to sell the team to a buyer outside of Winnipeg. Shenkarow further announces that the 1995-96 season will be the final year for the Jets in Winnipeg since the team cannot be moved prior to 1995-96.
- 1995, Oct. 18** The Jets announce the completed sale of the franchise to Richard Burke of Minnesota and Steven Gluckstern of New York, who will find a new home city for the franchise in the United States. The date of transfer of ownership is set as July 1, 1996.
- 1995, Dec. 19** Richard Burke and Steven Gluckstern announce in a press conference that the new home of their NHL franchise will be Phoenix, Arizona.
- 1996, Feb. 7** Teemu Selanne is traded to Anaheim with Marc Chouinard and a 4th round pick in the 1996 NHL Entry Draft for Oleg Tverdokovsky, Chad Kilger, and a 3rd round pick in the 1996 NHL Entry Draft.
- 1996, Apr. 8** The newly purchased franchise officially unveils its logo and name in a press conference in Phoenix. After a successful name-the-team contest, management chose the name "Phoenix Coyotes" for the franchise.
- 1996, Apr. 12** Keith Tkachuk scores his 50th goal of the 1995-96 season in the final regular season home game in Jets history, a 5-3 win vs the Los Angeles Kings.
- 1996, Apr. 14** The Jets play their final regular season game - a 5-2 loss at Anaheim.
- 1996, Apr. 28** The team plays their final game as the Winnipeg Jets, losing to Detroit in Game 6 of their playoff series at a sold out Winnipeg Arena.
- 1996, May 21** Bobby Smith named as executive vice president of hockey operations for the team as they prepare to begin their tenure in Phoenix.
- 1996, June 19** Kris King receives the King Clancy award - presented to the player who "best exemplifies leadership qualities on and off the ice and has made a noteworthy humanitarian contribution in his community" - for the 1995-96 season.

TEAM HISTORY

PHOENIX COYOTES (1996-Present)

- 1996, July 1** The first day of business operations for the Phoenix Coyotes Hockey Club.
- 1996, July 1** Don Hay named as the Coyotes' first head coach.
- 1996, Aug. 16** The Coyotes trade Alexei Zhamnov, Craig Mills and a 1st round pick in the 1997 NHL Entry Draft to Chicago for center Jeremy Roenick.
- 1996, Aug. 26** The Coyotes unveil their new uniforms at the Hard Rock Cafe in Phoenix. Rock legend Alice Cooper and Phoenix Mayor Skip Rimsza are in attendance.
- 1996, Sept. 15** The Coyotes play their first-ever preseason game, a 4-2 loss at Edmonton.
- 1996, Oct. 5** The team plays its first regular season game as the Phoenix Coyotes, but is defeated 1-0 in Hartford by the Whalers in the 1996-97 season opener.
- 1996, Oct. 7** The team wins its first game as the Coyotes, a 5-2 victory over the Bruins at the FleetCenter in Boston. Mike Gartner scores the first goal in Coyotes history and later records a hat trick in the game.
- 1996, Oct. 10** In their home debut, the Coyotes defeat the San Jose Sharks 4-1 in front of a sold out (16,210) America West Arena.
- 1996, Dec. 11** John Paddock is relieved of his duties as general manager of the Coyotes. Bobby Smith assumes the position of general manager.
- 1997, Apr. 6** Keith Tkachuk scores his 50th goal for the second consecutive season to become the first player in franchise history to record more than one 50-goal season.
- 1997, Apr. 11** Keith Tkachuk scores his 52nd goal of the season to finish the 1996-97 campaign as the NHL's top goal scorer.
- 1997, Apr. 16** The team begins its first playoff series as the Phoenix Coyotes, taking on the Anaheim Mighty Ducks in the best-of-seven Western Conference Quarterfinals.
- 1997, Apr. 20** The Coyotes play the first ever NHL playoff game in Phoenix. After a marketing campaign that popularized the phrase "It's not hockey... it's playoff hockey," thousands of fans come dressed in white as the "White Out" hits the desert for the first time. The team wins their first home playoff game as the Coyotes, defeating Anaheim 4-1.
- 1997, May 6** Don Hay relieved of his duties as head coach of the Coyotes.
- 1997, June 9** Jim Schoenfeld named head coach of the Coyotes in a press conference at America West Arena.
- 1997, June 17** CEO & governor Richard Burke, president Shawn Hunter, and vice president of hockey administration Mike O'Hearn participate in a groundbreaking ceremony for the Coyotes new practice facility, near the intersection of Pima and Bell Roads in North Scottsdale, Arizona.
- 1997, Sept. 12** Coyotes owner Richard Burke announces that his partner and co-owner Steven Gluckstern will sell his share of the Coyotes franchise to Burke and attempt to purchase the New York Islanders franchise, pending the approval of the NHL's Board of Governors. Burke assumes sole ownership of the Coyotes.
- 1997, Dec. 14** Right wing Mike Gartner scores his 700th career NHL goal, becoming only the 5th player in NHL history to reach this milestone. Only Wayne Gretzky, Gordie Howe, Marcel Dionne, and Phil Esposito shared this accomplishment with Gartner.
- 1998, June 5** The grand opening of the Cellular One Ice Den is held, as the Coyotes new north Scottsdale practice facility becomes available for public use. B.G. Ice, Inc. is created to handle the team's ventures into the ice facility business.
- 1998, Dec. 17** The Scottsdale City Council votes in favor (4-3) of forming a "Stadium District" for funding a 92-acre redevelopment of the Los Arcos Mall in South Scottsdale. As a part of the redevelopment, the Coyotes plan to include a new 19,000 seat arena and practice facility.
- 1999, Jan. 18** Citizens of Scottsdale submit over 5,000 petition signatures to call for a referendum election on the formation of the Stadium District. The Scottsdale city election is scheduled for May 18, 1999.
- 1999, Jan. 24** For the first time in franchise history, four players represent the team at the NHL All-Star Game. Nikolai Khabibulin, Teppo Numminen, Jeremy Roenick and Keith Tkachuk all play in the game at the Ice Palace in Tampa, Florida. Numminen was named as a starter for the World team. In addition, head coach Jim Schoenfeld served as an assistant coach for the North American team.
- 1999, Jan. 28** Rick Tocchet scores his 400th NHL career goal, becoming the 52nd player in NHL history to reach this milestone.
- 1999, Feb. 3** The Coyotes unveil their new alternate or "third" jersey at Alice Cooper's town in Phoenix. The team wore the new uniforms 10 times during the remainder of the regular season.
- 1999, May 18** Scottsdale voters overwhelmingly vote (63%) to support the Coyotes efforts to build a new arena as part of a 92-acre shopping mall redevelopment at Los Arcos by forming the "Los Arcos Multipurpose Facilities District." With the victory, a second vote on the final redevelopment plan and financing is scheduled for Nov. 2, 1999.
- 1999, May 24** Jim Schoenfeld is relieved of his duties as head coach of the Coyotes.
- 1999, June 16** Bob Francis named head coach of the Coyotes in a press conference at the Scottsdale Princess.
- 1999, Sept. 27** The Coyotes host their first ever Cool Coyotes Field Trip when they play the San Jose Sharks in a preseason game. Over 16,000 elementary school students get to watch a free hockey game at America West Arena as part their educational curriculum. The event is the largest kids event ever undertaken by the Coyotes.
- 1999, Oct. 26** Rick Tocchet plays in his 1,000th NHL game at Edmonton.
- 1999, Nov. 2** In a second arena election, voters in Scottsdale and the partnering cities of Fountain Hills and Guadalupe once again vote in strong favor (59%) of the Los Arcos project. The use of the "Los Arcos Multipurpose Facilities District" is approved as a development and financing mechanism to build a new arena for the Coyotes (and complete mall redevelopment) at the intersection of Scottsdale and McDowell Roads.
- 2000, Apr. 18** Coyotes owner Richard Burke signs a deal that gives Steve Ellman (the developer of the redevelopment project at Los Arcos) until June 30 to buy the team.
- 2000, May 26** Developer Steve Ellman makes \$10 million deposit to Richard Burke to begin purchase of team and announces Wayne Gretzky (the NHL's all-time greatest player) will join the new Coyotes ownership group under Los Arcos Sports, LLC.
- 2000, June 2** Wayne Gretzky is introduced to the Arizona public at a national media gala held at the Scottsdale Princess. Steve Ellman announces he will accept the position of chairman of Los Arcos Sports, LLC. It is also announced that Gretzky will be the managing partner in charge of hockey operations and Shawn Hunter will be the president.
- 2000, Nov. 1** Goaltender Sean Burke earns the NHL Player of the Month for October. He posts a 7-1-1 record, 1.54 goals against average and .950 save percentage, helping the Coyotes to their best start in franchise history.
- 2000, Nov. 15** Brad May receives a 20-game suspension by the NHL for a slashing incident at Columbus on Nov. 11. The suspension is one of the longest in NHL history.
- 2000, Dec. 11** The NHL's Board of Governors votes unanimously to approve the purchase of the Coyotes by the ownership group headed by Steve Ellman and Wayne Gretzky pending the closing of the transaction.
- 2000, Dec. 28** The NHL announces the completion date of the sale of the Coyotes is extended to Feb. 15 by mutual agreement of the parties involved.
- 2001, Feb. 15** The sale of the Coyotes is finalized as the new ownership group led by Steve Ellman, Wayne Gretzky, Jerry Moyes and Shawn Hunter purchase the team from former owner Richard Burke.
- 2001, Feb. 17** Bobby Smith is relieved of his duties as general manager. Cliff Fletcher replaces Smith as the team's executive vice-president and general manager.

TEAM HISTORY

- 2001, Feb. 21** The Coyotes officially welcome Wayne Gretzky to the organization with the "Welcome Wayne White Out" – the first-ever regular season White Out.
- 2001, Feb. 23** Jeremy Roenick scores his 400th NHL career goal at Buffalo, becoming only the 3rd U.S.-born player in NHL history to score 400 goals.
- 2001, Mar. 5** Nikolai Khabibulin is traded to Tampa Bay with Stan Neckar for Paul Mara, Mike Johnson, Ruslan Zainullin and a 2nd round pick in the 2001 NHL Entry Draft.
- 2001, Mar. 13** Keith Tkachuk is traded to St. Louis for Michal Handzus, Ladislav Nagy, Jeff Taffe and a 1st round pick in the 2002 Entry Draft.
- 2001, Apr. 11** Unable to come to an agreement with the City of Scottsdale for a new arena at Los Arcos, the Coyotes turn to the City of Glendale. The Glendale City Council votes to approve a new arena for the Coyotes at the intersection of the 101 Freeway and Glendale Avenue.
- 2001, Aug. 28** Michael Barnett is named general manager. Cliff Fletcher ascends to the role of senior executive vice president of hockey operations.
- 2001, Oct. 18** Teppo Numminen plays in his 951st game with the franchise. He becomes the franchise's all-time games played leader, surpassing Thomas Steen's 950.
- 2001, Nov. 27** The Glendale City Council unanimously approves the final development agreement that paves the way for construction of the Coyotes' new state-of-the-art arena as part of a 223-acre, mixed-use project near Loop 101 and Glendale Avenue. The entire project, which will be developed by The Ellman Companies, will consist of up to six million square feet of retail, entertainment, dining, office and residential development.
- 2002, Mar. 3** Teppo Numminen plays in his 1,000th NHL game vs Columbus. He becomes the first player in franchise history to play in 1,000 Coyotes/Jets games.
- 2002, Mar. 20** Jim Lites is named president and chief operating officer taking over the role from Shawn Hunter.
- 2002, Apr. 1** For the second time in two seasons, goaltender Sean Burke earns the NHL's Player of the Month award. He posts a 9-1-0 record, 1.70 goals against average and .940 save percentage in the month of March.
- 2002, Apr. 3** A groundbreaking ceremony for the Coyotes new arena in Glendale is held at the intersection of the Loop 101 & Glendale Avenue. Team owners Steve Ellman, Jerry Moyes and Wayne Gretzky participate in the ceremony along with NHL Commissioner Gary Bettman, Glendale Mayor Elaine Scruggs, the Glendale City Council and Coyotes' players and staff.
- 2002, Apr. 12** Coyotes clinch a berth in the 2002 Stanley Cup playoffs with a completely re-tooled roster. Gone from the previous season are several NHL veterans including former All-Stars Nikolai Khabibulin, Keith Tkachuk and Jeremy Roenick.
- 2002, June 20** Bob Francis wins the Jack Adams Award as the NHL's coach of the year. His father Emile Francis twice won the Coach of the Year award, making them the first father-son coaching tandem in NHL history to win the award.
- 2002, July 10** Head coach Bob Francis agrees to a 4-year contract extension.
- 2002, Nov. 22** Play-by-play commentator Curt Keilback calls his 2,000th NHL game, all with the Coyotes/Jets organization, as the Coyotes play against Florida.
- 2002, Dec. 10** Doug Moss is named president and chief operating officer. He replaces Jim Lites, who vacated the position on Nov. 26.
- 2002, Dec. 26** Head coach Bob Francis becomes the franchise leader for the most games coached at Los Angeles as he surpassed John Paddock's record of 281.
- 2003, Jan. 8** Zac Bierk and Chicago's Michael Leighton become the first goaltenders in NHL history to both earn their first NHL career shutouts in the same game as the teams played to a 0-0 tie. In the game, Bierk makes 40 saves in his first start as a Coyote.
- 2003, Feb. 17** Jerry Moyes and Steve Ellman agree to contribute 100% of their respective ownership interest in both the Coyotes and the new 223-acre arena development project in Glendale to their new company, Coyotes Holdings, LLC. Moyes will own 60% and Ellman 40%. Moyes and Ellman will serve as co-chief executive officers, with Ellman continuing to serve as chairman and governor of the Coyotes. Paul Ranheim plays in his 1,000th NHL game at St. Louis.
- 2003, Mar. 6** The Coyotes hold a "topping off" ceremony at the new Glendale Arena, marking the completion of vertical construction of the arena.
- 2003, Apr. 7** Teppo Numminen is traded to the Dallas Stars in exchange for Mike Sillinger and a conditional draft choice. Numminen, who had played his entire 15-year NHL career with the Phoenix Coyotes/Winnipeg Jets organization, leaves the Coyotes as the franchise's all-time leader in games played (1,098) as well as defenseman goals (108), assists (426) and points (534).
- 2003, July 22** In a ceremony held at Arizona Mills Mall, the Coyotes unveil their new logo and uniforms. Team owners Steve Ellman, Jerry Moyes and Wayne Gretzky along with several players are on hand for the announcement.
- 2003, Sept. 3** After seven and a half seasons in the Valley, the Coyotes finally open their very own arena in Glendale. Before a "standing room only" crowd of 19,052 at Glendale Arena, the Coyotes lose to the Nashville Predators, 3-1.
- 2003, Dec. 27** The Coyotes notch their first-ever victory at Glendale Arena with a 4-0 shutout of the Los Angeles Kings.
- 2003, Dec. 31** Brian Boucher sets an NHL modern-era record with his fifth consecutive shutout, making 21 saves in a 2-0 win at Minnesota. Boucher also eclipsed another NHL modern-era record in the same game when he surpassed Bill Durnan's shutout sequence of 309:21 (set in 1948-49). Boucher's shutout sequence would finish at 332:01 when he allowed a goal at 6:16 of the 1st period against Atlanta on Jan. 11.
- 2004, Jan. 9** Sean Burke is traded to Philadelphia along with Branko Radivojevic and the rights to Ben Eager in exchange for Mike Comrie.
- 2004, Jan. 9** Bob Francis is relieved of his duties as head coach of the Coyotes. Rick Bowness takes over as interim head coach for the remainder of the season.
- 2004, Feb. 24** The Coyotes hold their first-ever Town Hall meeting for season ticket holders at Glendale Arena. Team executives Steve Ellman, Wayne Gretzky, Doug Moss, Cliff Fletcher and Mike Barnett answer questions for three and a half hours.
- 2004, Apr. 29** Brett Hull, the NHL's third all-time leading goal scorer, signs as a free agent.
- 2004, Aug. 6** The Coyotes temporarily un-retire No. 9 – which was retired by the franchise in honor of Hall of Famer Bobby Hull – so that Bobby Hull's son Brett Hull can wear No. 9 as a Coyote.
- 2004, Aug. 10** The Coyotes stage the first-ever "99 Hours of Hockey" event at Glendale Arena. Over 12,000 fans come out to watch a total of 55 hockey games including youth, high school, adult and university teams during the week-long event.
- 2004, Nov. 18** In the biggest announcement in franchise history, Wayne Gretzky is named head coach of the Coyotes. Gretzky, who becomes a head coach for the first time, continues in his role as managing partner in addition to his coaching duties. On the same day, he names Barry Smith, Rick Bowness and Rick Tocchet as his associate coaches.
- 2005, Aug. 8** Wayne Gretzky makes his regular season coaching debut as the Coyotes lose 3-2 at Vancouver.
- 2005, Oct. 5** Wayne Gretzky earns his first win as an NHL head coach as the Coyotes defeat the Minnesota Wild 2-1 in the club's home opener.
- 2005, Oct. 8** In a ceremony at Glendale Arena, the team unveils the Coyotes Ring of Honor with Wayne Gretzky (No. 99) and Bobby Hull (No. 9) as the initial members.

TEAM HISTORY

- 2005, Oct. 15** Brett Hull announces his retirement after 19 NHL seasons. A future Hockey Hall of Famer, Hull leaves as the NHL's active goal-scoring leader with an amazing 741 goals, which also ranks third on the NHL's all-time goal scoring list (trailing only Wayne Gretzky's 894 and Gordie Howe's 801).
- 2005, Oct. 27** Curtis Joseph earns his 400th NHL victory in a 3-2 win over Calgary.
- 2005, Nov. 8** Yanick Lehoux scores a goal on his first NHL shift just 65 seconds into his NHL debut. The goal is the fastest goal ever by a Coyotes/Jets player making his NHL debut.
- 2006, Jan. 21** Former Winnipeg Jet Thomas Steen and his retired No. 25 officially join Wayne Gretzky's No. 99 and Bobby Hull's No. 9 in the Coyotes Ring of Honor in a ceremony at Glendale Arena. Steen, who played his entire 14-year NHL career with the Jets, is in attendance.
- 2006, Apr. 8** Geoff Sanderson plays in his 1,000th NHL game vs. Dallas.
- 2006, Apr. 13** Jerry Moyes and Steve Ellman announce an agreement for Moyes to assume majority ownership control of the Phoenix Coyotes, Glendale Arena and Arizona Sting (NLL) while Ellman assumes majority ownership control of the Westgate City Center development. Wayne Gretzky retains his ownership interest in both ventures. Jeff Shumway is named chief executive officer for the Coyotes.
- 2006, May 31** Wayne Gretzky signs a 5-year contract extension to remain as head coach of the Coyotes through the 2010-11 season.
- 2006, Oct. 5** Coyotes kick off "Decade in the Desert" season with 6-3 win over New York Islanders at Glendale Arena. Steven Reinprecht posts career-high five points with a goal and four assists in the victory.
- 2007, Jan. 4** Curtis Joseph makes 29 saves in a 2-0 shutout of the Carolina Hurricanes to garner his 438th career victory and surpass Hall of Famer Jacques Plante for fifth place on the NHL's all-time wins list.
- 2007, Feb. 15** In his 11th season with the franchise, captain Shane Doan signs a five-year contract extension with the Coyotes. Doan ranks in the top five in franchise history in goals, assists, and games played.
- 2007, Apr. 5** Former Winnipeg Jet Dale Hawerchuk and his retired No. 10 officially join Wayne Gretzky's No. 99, Bobby Hull's No. 9 and Thomas Steen's No. 25 in the Coyotes Ring of Honor in a ceremony at Glendale Arena.
- 2007, Apr. 10** Associate coach Barry Smith resigns to accept head coaching/director of hockey operations position with SKA St. Petersburg.
- 2007, Apr. 11** Senior Executive Vice President of Hockey Operations Cliff Fletcher, General Manager Michael Barnett and Assistant General Manager Laurence Gilman are relieved of duties.
- 2007, May 29** Don Maloney becomes the 7th general manager in franchise history.
- 2007, July 18** Brad Treliving signs multi-year contract to become assistant general manager.
- 2007, Sept. 15** Coyotes unveil their redesigned, RBK Edge uniforms.
- 2007, Nov. 17** Goaltender Ilya Bryzgalov is claimed off waivers from the Anaheim Ducks and posts a 1-0 shutout over the Los Angeles Kings in his Coyotes debut the very same day.
- 2008, Jan. 23** Ilya Bryzgalov signs a three-year contract with the Coyotes.
- 2008, Feb. 18** Wayne Gretzky records his 100th career win as head coach of the Coyotes with a 4-0 win over Los Angeles.
- 2008, Mar. 1** Shane Doan scores his 20th goal of the season, giving him eight consecutive 20-goal seasons.
- 2008, Apr. 3** Kyle Turris, the third overall pick in the 2007 NHL Entry Draft, makes his Coyotes debut.
- 2008, July 10** Doug Sulliman is hired as Assistant Coach.
- 2008, Nov. 28** Coyotes unveil their new black third jerseys in a 2-1 win over the Colorado Avalanche.
- 2009, Mar. 12** Shane Doan plays in his 951st career game, all with the Coyotes, to move into second place on the franchise's all-time list.
- 2009, Apr. 1** Al Montoya becomes the first goalie in franchise history to record a shutout in his NHL debut, backstopping the Coyotes to a 3-0 win over Colorado.
- 2009, Sept. 21** Dave King hired as assistant coach.
- 2009, Sept. 24** Wayne Gretzky announces his resignation as head coach and director of hockey operations of the Phoenix Coyotes.
- 2009, Sept. 24** Dave Tippett is introduced as the 17th head coach in franchise history.
- 2009, Oct. 3** Coyotes open 2009-10 season with a 6-3 win at Los Angeles in Dave Tippett's first game as head coach of the team.
- 2009, Oct. 10** In the team's Home Opener, a 2-0 loss to Columbus, the Coyotes hold a "Welcome Back WhiteOut" in the first WhiteOut of any kind at Jobing.com Arena.
- 2009, Dec. 17** Shane Doan plays in his 1,000th career NHL regular season game in a 2-1 shootout win at Columbus. Doan becomes the second player in franchise history to reach 1,000 games, joining only Teppo Numminen, as well as the 42nd player in NHL history to reach 1,000 games with one franchise and the 24th player to attain the milestone with the team that drafted him.
- 2009, Dec. 29** The Coyotes defeat the Vancouver Canucks, 3-2 in a shootout, to win their 10th consecutive home game, setting a new franchise record for longest home winning streak. The 10-game home winning streak began with a 3-1 win over Philadelphia on Nov. 21.
- 2010, Jan. 30** Defenseman Teppo Numminen's No. 27 is inducted into the Coyotes Ring of Honor in a pre-game ceremony, joining Wayne Gretzky's No. 99, Bobby Hull's No. 9, Dale Hawerchuk's No. 10 and Thomas Steen's No. 25.
- 2010, Mar. 6** Ilya Bryzgalov shuts out Anaheim, 4-0, to earn his 34th win of the season and set a new franchise record for most wins by a goaltender in a single season. Bryzgalov would finish the 2009-10 campaign with 42 victories.
- 2010, Mar. 18** The Coyotes set a new franchise record by winning their 44th game of the season with a 4-3 shootout win at Florida.
- 2010, Mar. 21** The Coyotes beat the Dallas Stars, 4-3 in a shootout, to win their ninth straight game, tying the franchise record for longest winning streak while also setting a new franchise mark for most points in a season (97).
- 2010, Mar. 27** Phoenix defeats Colorado by a 6-2 score to notch the first-ever 100-point season in franchise history. Earlier in the day, the Coyotes clinched their first playoff berth since 2002.
- 2010, Apr. 8** With a 3-2 shootout victory at Los Angeles, the Coyotes improve to 50-25-6 on the season, marking the first 50-win season in franchise history. Phoenix would finish the 2009-10 regular season at 50-25-7 for 107 points, making them the fourth seed in the Western Conference for the Stanley Cup Playoffs.
- 2010, Apr. 14** The Coyotes host the Detroit Red Wings for Game 1 of their Western Conference Quarterfinal series in the first-ever playoff game at Jobing.com Arena in Glendale and come away with a 3-2 victory.
- 2010, Apr. 27** The most successful season in Coyotes/Jets franchise history comes to an end as the Red Wings defeat the Coyotes 6-1 in Game 7 of their playoff series.
- 2010, June 3** GM Don Maloney receives the inaugural NHL General Manager of the Year Award.
- 2010, June 23** At the 2010 NHL Awards in Las Vegas, Dave Tippett wins the Jack Adams Award, Shane Doan receives the King Clancy Memorial Trophy and Ilya Bryzgalov finishes as the runner-up for the Vezina Trophy while being named to the 2009-10 NHL Second All-Star Team.
- 2010, June 30** Chief Financial Officer Mike Nealy is promoted to Chief Operating Officer, replacing President and Chief Operating Officer Douglas Moss, who had served in that role since 2002.

LOGO AND UNIFORM HISTORY

WINNIPEG JETS



1979-80: When the Winnipeg Jets joined the National Hockey League in 1979, they made their debut in new jerseys that were white with a wide blue stripe and two thin red stripes that ran from the collar over the outer arm to the wrist. The logo was the word “JETS” spelled out inside a circle. The “J” in Jets was represented by a hockey stick. A smaller circle with the outline of a commercial jet airliner found itself in the hook of the “J.” Underneath “Jets” was the word “Winnipeg” spelled out. The logo had been with the team for three AVCO Cup Championships in the World Hockey Association and would remain with the team as the transition was made from WHA to NHL.



Joe Daley

1987-88: The Jets made an addition to their uniform to acknowledge the official charity of the Winnipeg Jets, the Winnipeg Jets Goals For Kids Foundation. The Jets placed a Goals For Kids shoulder patch on the existing uniform to recognize the work that the Goals For Kids Foundation does to benefit the children of Manitoba.



Bobby Hull

1990-91: The Jets came up with a new logo and uniform, “emblematic of a new era of professional hockey in Winnipeg.” The new logo depicted a circle with the words “Winnipeg Jets” written in a slanted fashion to show speed, and a shadow of a jet plane with a trail of vapor going through the word “Jets.” The “J” in “Jets” is once again portrayed as a hockey stick. The new jerseys were white with a wide blue stripe in the middle of two thin red stripes (touching each other) circling the elbows of the sleeves and at the waist. The road jerseys reversed the blue and the white from the home jerseys.



Dale Hawerchuk

1995-96: As the team played its last season in Winnipeg as the Jets, the last 10 games of the regular season and the playoffs saw the addition of a commemorative “Season to Remember” patch added to the right breast of both the home and road jerseys.



Shane Doan

LOGO AND UNIFORM HISTORY

PHOENIX COYOTES



1996-97: With the dawn of a new era as the Phoenix Coyotes, it was time for a new uniform and logo to represent the team. The logo depicted a Kachina style coyote standing upright with a hockey stick; the most striking feature was the mask drawn in the Southwestern style to show off the team's new colors: forest green, brick red, sand, sienna, and purple. The home jersey was predominantly white with green and black accent colors and brick pattern borders around the elbows of the sleeves and waist. The road jersey's main color was black with accent colors of brick red and green. A shoulder patch recognized the Phoenix Coyotes Goals For Kids Foundation while the club's secondary logo (a purple circle with a white "C" moon inside, intersected by the words "Phoenix Coyotes") occupied the other shoulder. The new uniform was completed with matching socks and solid black pants.

1998-99: The Coyotes decided to further extend the team's identity by adding a third uniform. A true expression of the American Southwest, this alternate jersey first appeared mid-season (Feb. 6, 1999). The large Coyote head served as the primary logo with the trim of the jersey revealing a desert scene at night with two saguaro cacti in the foreground and the Coyote moon rising over the desert mountain landscape. A desert-dwelling nocturnal lizard known as the gecko decorated each shoulder. Matching socks and solid black pants finished the uniform.

2003-04: With the opening of their new arena in Glendale, the time had come for a new set of logos and uniforms to reflect the aggressiveness and excitement of Coyotes hockey in the new arena while maintaining ties to seven years of Arizona history. The official Coyotes colors were now brick red, desert sand and black – three colors that were all included in the original Coyotes logo. The logos, uniforms and arena all predominantly feature the brick red color. The primary logo is an aggressive coyote howling at the moon that contains key elements carried over from the original logo including the two-tone face with zig-zag black markings down the middle of the logo, three pieces of mane leading down to the neck and triangular markings in the ear and chin. Additionally, the Coyotes logo includes four triangles (also borrowed from the original logo) across the bridge of the snout, representative of the Four Peaks. There are two secondary logos: a representation of Arizona featuring the letters "PHX" underneath a striped pattern that mirrors the state flag and a new version of the desert crescent moon with a slightly altered geometric shape as well as new colors. The uniforms have a traditional hockey feel and feature the primary Coyotes logo on the chest along with the secondary "PHX" patch on the right shoulder. The home jersey is predominantly brick red with a white, three-stripe pattern on the arms and at the waist, and also features a lace-up collar. The road jersey is predominantly white with the same striping pattern as the home jersey featured in brick red but includes a V-shaped collar instead of laces.

2007-08: Along with the entire NHL, the Coyotes switched to a new, technologically-advanced uniform featuring fabrics that were more form fitting and aerodynamic as well as breathable and water-repellant. Lighter fabric and stretch material resulted in more comfort and freedom of movement for the players. Brick red covered the shoulders on the white jerseys to give the state of the art uniform a retro look. On both the dark and white jerseys, striping was removed from the bottom, a lace-up collar was featured, and the "PHX" patch was moved from the right to left shoulder.

2008-09: The Coyotes introduced a black third jersey and wore them for the first time on Nov. 28, 2008 when the team hosted the Colorado Avalanche. The goal of the initiative was to create a new look that gave Coyotes fans elements they hadn't seen in the uniform before. A leaping coyote logo – a full body interpretation of the Coyotes crest – was selected for the new alternate jersey, aggressively leaping forward depicting the athletic, determined nature of NHL hockey. Two new Coyotes alternate logos were also introduced to accompany the classic Coyotes crest and leaping coyote, including a new "Phoenix Coyotes" script word mark and Coyotes paw print. The new script word mark provided a traditional look, while the Coyotes paw print design symbolized the unity of the Coyotes pack. The black jersey was accented with brick red and desert sand, the Coyotes' official colors.



Teppo Numminen



Paul Mara



Ed Jovanovski



Shane Doan



Scottie Upshall

UNIFORM NUMBERS

1

Pierre Hamel 1979-80 to 1980-81
 Brian Hayward 1982-83 to 1985-86
 Mike O'Neill 1991-92 to 1993-94
 Parris Duffus 1996-97 to 1996-97
 Sean Burke 1999-00 to 2003-04
 Brent Johnson 2003-04 to 2003-04
 Mike Morrison 2006-07 to 2006-07
 David Aebischer 2007-08 to 2007-08
 Jason LaBarbera 2009-10 to 2009-10

2

Mike Amodeo 1979-80 to 1979-80
 Moe Mantha 1980-81 to 1983-84
 Dave Ellett 1984-85 to 1990-91
 Boris Mironov 1993-94 to 1993-94
 Neil Wilkinson 1994-95 to 1995-96
 Norm Maciver 1995-96 to 1995-96
 Murray Baron 1996-97 to 1997-98
 Bryan Helmer 1998-99 to 1998-99
 David Cullen 2000-01 to 2000-01
 Todd Simpson 2000-01 to 2002-03
 Todd Reirden 2003-04 to 2003-04
 Derek Morris 2003-04 to 2003-04
 Keith Ballard 2005-06 to 2007-08
 Ken Klee 2008-09 to 2008-09
 Jim Vandermeer 2009-10 to 2009-10

3

Al Cameron 1979-80 to 1979-80
 Ross Cory 1979-80 to 1980-81
 Tim Watters 1981-82 to 1981-82
 Bryan Maxwell 1981-82 to 1983-84
 Robert Picard 1983-84 to 1985-86
 Dan McFall 1985-86 to 1985-86
 Bryan Marchment 1988-89 to 1990-91
 Dean Kennedy 1991-92 to 1991-92
 Sergei Bautin 1992-93 to 1993-94
 Dave Manson 1993-94 to 1994-95
 Brent Thompson 1995-96 to 1996-97
 Keith Carney 1997-98 to 2000-01
 Bryan Helmer 2003-04 to 2003-04
 Denis Gauthier 2005-06 to 2005-06
 Keith Yandle 2006-07 to 2009-10

4

Lars-Erik Sjoberg 1979-80 to 1979-80
 Barry Legge 1980-81 to 1981-82
 Wade Campbell 1982-83 to 1985-86
 Bengt Lundholm 1985-86 to 1985-86
 Fredrik Olausson 1986-87 to 1993-94
 Stephane Quintal 1993-94 to 1994-95
 Dave Manson 1995-96 to 1996-97
 Gerald Diduck 1996-97 to 1998-99
 Lyle Odelein 1999-00 to 1999-00
 Ossi Vaananen 2000-01 to 2003-04
 Zbynek Michalek 2005-06 to 2009-10

5

Craig Norwich 1979-80 to 1979-80
 Barry Legge 1980-81 to 1980-81
 Danny Geoffrion 1980-81 to 1981-82
 Bobby Dollas 1983-84 to 1985-86
 Guy Gosselin 1987-88 to 1987-88
 Todd Flichel 1989-90 to 1989-90
 Kent Paynter 1991-92 to 1991-92
 Igor Ulanov 1992-93 to 1994-95
 Deron Quint 1995-96 to 1999-00
 Kirill Safronov 2001-02 to 2001-02
 Drake Berehowsky 2001-02 to 2002-03
 David Tanabe 2003-04 to 2005-06
 Jamie Rivers 2005-06 to 2005-06
 Matt Jones 2006-07 to 2007-08

6

Barry Melrose 1979-80 to 1980-81
 Barry Legge 1980-81 to 1981-82
 Jim Kyte 1983-84 to 1988-89
 Phil Housley 1990-91 to 1992-93
 Wayne McBean 1993-94 to 1993-94
 Oleg Tverdovsky 1995-96 to 1995-96
 Dallas Eakins 1995-96 to 1996-97
 Jayson More 1996-97 to 1997-98
 Jamie Huscroft 1998-99 to 1998-99
 Joel Bouchard 2000-01 to 2000-01
 Matthew Spiller 2003-04 to 2005-06
 Brendan Bell 2006-07 to 2007-08
 David Schlemko 2008-09 to 2009-10

7

Scott Campbell 1979-80 to 1980-81
 Tim Watters 1981-82 to 1987-88
 Brent Ashton 1988-89 to 1991-92
 Petri Skriko 1991-92 to 1991-92
 Keith Tkachuk 1991-92 to 2000-01
 Deron Quint 2002-03 to 2002-03
 Ivan Novoseltsev 2003-04 to 2003-04
 Mike Leclerc 2005-06 to 2005-06

8

Jimmy Mann 1979-80 to 1983-84
 Randy Carlyle 1983-84 to 1992-93
 Teemu Selanne 1994-95 to 1995-96
 Jim Johnson 1996-97 to 1997-98
 Daniel Briere 1998-99 to 2002-03
 Daniel Cleary 2003-04 to 2003-04
 Geoff Sanderson 2005-06 to 2005-06
 Niko Kapanen 2006-07 to 2006-07
 Scottie Upshall 2008-09 to 2009-10

9

Bobby Hull 1979-80 to 1979-80
 Doug Smail 1980-81 to 1987-88
 Brett Hull 2005-06 to 2005-06

RETIRED in honor of Bobby Hull, Feb.

**19, 1989. Temporarily unretired for
 Brett Hull in 2005.**

10

Peter Sullivan 1979-80 to 1980-81
 Dale Hawerchuk 1980-81 to 1989-90
 Alexei Zhamnov 1992-93 to 1995-96
 Brad McCrimmon 1996-97 to 1996-97
 Oleg Tverdovsky 1997-98 to 1998-99
 Trevor Letowski 1999-00 to 2001-02
 Denis Pederson 2001-02 to 2001-02
 Tony Amonte 2002-03 to 2002-03

RETIRED in honor of Dale Hawerchuk,

Apr. 5, 2007

11

Hilliard Graves 1979-80 to 1979-80
 Murray Eaves 1980-81 to 1980-81
 Scott Arniel 1981-82 to 1985-86
 Gilles Hamel 1986-87 to 1987-88
 Paul Fenton 1988-89 to 1990-91
 Scott Arniel 1990-91 to 1990-91
 Aaron Broten 1991-92 to 1991-92
 Evgeny Davydov 1992-93 to 1992-93
 Dave Tomlinson 1993-94 to 1993-94
 Dallas Drake 1995-96 to 1999-00
 Daymond Langkow 2001-02 to 2003-04
 Krystofer Kolanos 2005-06 to 2005-06
 Oleg Kvasha 2005-06 to 2005-06
 Owen Nolan 2006-07 to 2006-07
 Martin Hanzal 2007-08 to 2009-10

12

Morris Lukowich 1979-80 to 1984-85
 Dan McFall 1984-85 to 1985-86
 Peter Douris 1985-86 to 1987-88
 Dave Hunter 1988-89 to 1988-89
 Doug Smail 1988-89 to 1990-91
 Mark Osborne 1990-91 to 1991-92
 Alan Kerr 1992-93 to 1992-93
 Rob Murray 1993-94 to 1995-96
 1998-99 to 1998-99
 Brian Noonan 1998-99 to 1998-99
 Benoit Hogue 1999-00 to 1999-00
 Mike Johnson 2000-01 to 2005-06
 Patrick Fischer 2006-07 to 2006-07
 Craig Weller 2007-08 to 2007-08
 Olli Jokinen 2008-09 to 2008-09
 Paul Bissonnette 2009-10 to 2009-10

13

Dave Christian 1979-80 to 1982-83
 Hannu Jarvenpaa 1986-87 to 1986-87
 Alfie Turcotte 1987-88 to 1988-89
 Teemu Selanne 1992-93 to 1993-94
 Mike Rupp 2003-04 to 2005-06
 Daniel Carcillo 2006-07 to 2008-09

14

Peter Marsh 1979-80 to 1980-81
 Tim Trimper 1980-81 to 1983-84
 John Gibson 1983-84 to 1983-84
 Jordy Douglas 1983-84 to 1984-85
 Anssi Melametsa 1985-86 to 1985-86
 Craig Endean 1986-87 to 1986-87
 Stu Barnes 1991-92 to 1993-94
 Randy Gilhen 1993-94 to 1993-94
 Harijs Vitolinsh 1993-94 to 1993-94
 Mike Stapleton 1995-96 to 1998-99
 Tavis Hansen 1999-00 to 2000-01
 Tyler Bouck 2001-02 to 2001-02
 Jeff Taffe 2002-03 to 2005-06
 Steve Gainey 2005-06 to 2005-06
 Kevyn Adams 2006-07 to 2006-07
 Pete Vandermeer 2007-08 to 2007-08
 Alexander Nikulin 2008-09 to 2008-09
 Nigel Dawes 2008-09 to 2008-09
 Taylor Pyatt 2009-10 to 2009-10

15

Dave Hoyda 1979-80 to 1979-80
 Rick Bowness 1980-81 to 1980-81
 Richard Mulhern 1980-81 to 1980-81
 Sandy Beadle 1980-81 to 1980-81
 Paul MacLean 1981-82 to 1987-88
 Darren Boyko 1988-89 to 1988-89
 Pat Elynuik 1988-89 to 1991-92
 John Druce 1992-93 to 1992-93
 Harijs Vitolinsh 1993-94 to 1993-94
 Randy Gilhen 1993-94 to 1995-96
 Craig Janney 1996-97 to 1997-98
 Jim Cummins 1998-99 to 1998-99
 Radoslav Suchy 1999-00 to 2003-04
 Boyd Devereaux 2005-06 to 2005-06
 Mike Zigomanis 2006-07 to 2007-08
 Jeff Hoggan 2008-09 to 2008-09
 Matthew Lombardi 2008-09 to 2009-10

16

Larry Hopkins 1979-80 to 1979-80
 Wayne Dillon 1979-80 to 1979-80
 Pat Daley 1979-80 to 1980-81
 Laurie Boschman 1982-83 to 1989-90
 Eddie Olczyk 1990-91 to 1992-93
 Stephane Quintal 1993-94 to 1993-94
 Eddie Olczyk 1994-95 to 1995-96
 Brad Isbister 1997-98 to 1998-99
 Robert Reichel 1998-99 to 1998-99
 Michal Handzus 2000-01 to 2001-02
 Kelly Buchberger 2002-03 to 2002-03
 Mike Sillinger 2003-04 to 2003-04
 Brett Hull 2005-06 to 2005-06
 Jamie Lundmark 2005-06 to 2005-06
 Mike York 2007-08 to 2007-08
 Brian McGrattan 2008-09 to 2008-09
 Petr Prucha 2008-09 to 2009-10

UNIFORM NUMBERS

- 17**
 Bill Lesuk 1979-80 to 1979-80
 Anders Steen 1980-81 to 1980-81
 Larry Hopkins 1981-82 to 1982-83
 Tim Young 1983-84 to 1983-84
 Jim Nill 1984-85 to 1987-88
 Dwight Schofield 1987-88 to 1987-88
 Stu Kulak 1988-89 to 1988-89
 Phil Sykes 1989-90 to 1991-92
 Kris King 1992-93 to 1996-97
 Greg Adams 1998-99 to 1999-00
 Ladislav Nagy 2000-01 to 2006-07
 Radim Vrbata 2007-08 to 2007-08
 Todd Fedoruk 2008-09 to 2008-09
 Radim Vrbata 2009-10 to 2009-10
- 18**
 Glenn Tomalty 1979-80 to 1979-80
 Bob Guindon 1979-80 to 1979-80
 Rick Bowness 1980-81 to 1980-81
 Serge Savard 1981-82 to 1982-83
 Bill Derlago 1985-86 to 1985-86
 Steve Rooney 1986-87 to 1987-88
 Markku Kyllonen 1988-89 to 1988-89
 Randy Cunneyworth 1989-90 to 1989-90
 Scott Arniel 1990-91 to 1990-91
 Bryan Erickson 1990-91 to 1993-94
 Dallas Drake 1993-94 to 1995-96
 Chad Kilger 1995-96 to 1997-98
 Mark Janssens 1997-98 to 1997-98
 Brian Noonan 1998-99 to 1998-99
 Mika Alatalo 1999-00 to 2000-01
 Sebastien Bordeleau 2001-02 to 2001-02
 Frank Banham 2002-03 to 2002-03
 Paul Ranheim 2002-03 to 2002-03
 Tyson Nash 2003-04 to 2005-06
 Marcel Hossa 2007-08 to 2007-08
 Freddy Meyer IV 2007-08 to 2007-08
 Matt Murley 2007-08 to 2007-08
 Enver Lisin 2007-08 to 2008-09
 Sami Lepisto 2009-10 to 2009-10
- 19**
 Bill Riley 1979-80 to 1979-80
 Kris Manery 1979-80 to 1980-81
 Brian Mullen 1982-83 to 1986-87
 Iain Duncan 1988-89 to 1988-89
 Kris Draper 1990-91 to 1990-91
 Ian Duncan 1990-91 to 1990-91
 Troy Murray 1991-92 to 1992-93
 Nelson Emerson 1993-94 to 1994-95
 Shane Doan 1995-96 to 2009-10
- 20**
 Willy Lindstrom 1979-80 to 1982-83
 Andrew McBain 1983-84 to 1988-89
 Dave McLlwain 1989-90 to 1991-92
 Mike Hartman 1991-92 to 1991-92
 Tie Domi 1992-93 to 1994-95
 Oleg Tverdovsky 1995-96 to 1996-97
 Jim Cummins 1997-98 to 1997-98
 Jyrki Lumme 1998-99 to 1998-99
 David Oliver 1999-00 to 1999-00
 Mikael Renberg 1999-00 to 1999-00
 Wyatt Smith 2000-01 to 2001-02
 Fredrik Sjostrom 2003-04 to 2007-08
 Robert Lang 2009-10 to 2009-10
- 21**
 John Bethel 1979-80 to 1979-80
 Tom Bladon 1980-81 to 1980-81
 Dave Hoyda 1980-81 to 1980-81
 Bill Whelton 1980-81 to 1980-81
 Craig Levie 1981-82 to 1982-83
 John Gibson 1983-84 to 1983-84
 Tom Martin 1984-85 to 1986-87
 Mark Kumpel 1987-88 to 1987-88
 1989-90 to 1990-91
 Russ Romaniuk 1991-92 to 1994-95
 Shane Doan 1995-96 to 1995-96
 Chad Kilger 1995-96 to 1995-96
 Denis Chasse 1995-96 to 1995-96
 Bob Corkum 1996-97 to 1998-99
 Jyrki Lumme 1999-00 to 2000-01
 Todd Warriner 2001-02 to 2001-02
 Jason Jaspers 2002-03 to 2003-04
 Sean O'Donnell 2005-06 to 2005-06
 Bill Thomas 2005-06 to 2007-08
 David Hale 2008-09 to 2008-09
- 22**
 Lyle Moffat 1979-80 to 1979-80
 Bengt Lundholm 1981-82 to 1984-85
 Ray Neufeld 1985-86 to 1985-86
 Mario Marois 1985-86 to 1988-89
 Gord Donnelly 1988-89 to 1988-89
 Moe Mantha 1989-90 to 1991-92
 Mike Lalor 1991-92 to 1992-93
 Paul Ysebaert 1993-94 to 1993-94
 Brent Thompson 1994-95 to 1994-95
 Craig Mills 1995-96 to 1995-96
 Mike Gartner 1996-97 to 1997-98
 Rick Tocchet 1998-99 to 1999-00
 Claude Lemieux 2000-01 to 2002-03
 Pascal Rheaume 2005-06 to 2005-06
 Dennis Seidenberg 2005-06 to 2006-07
 Mathias Tjarnqvist 2006-07 to 2007-08
 Brian McGrattan 2008-09 to 2008-09
 Anders Eriksson 2009-10 to 2009-10
 Lee Stempniak 2009-10 to 2009-10
- 23**
 Gord McTavish 1979-80 to 1979-80
 Larry Hopkins 1979-80 to 1979-80
 John Markell 1979-80 to 1980-81
 Lucien DeBlois 1981-82 to 1983-84
 Paul Pooley 1984-85 to 1985-86
 Hannu Jarvenpaa 1987-88 to 1988-89
 Paul MacDermid 1989-90 to 1991-92
 Lucien DeBlois 1991-92 to 1991-92
 Andy Brickley 1992-93 to 1993-94
 Igor Korolev 1994-95 to 1996-97
 Stephen Leach 1998-99 to 1998-99
 Todd Gill 1999-00 to 1999-00
 Chris Joseph 1999-00 to 2000-01
 Paul Mara 2000-01 to 2005-06
 Don MacLean 2006-07 to 2006-07
 Jeff Taffe 2006-07 to 2006-07
 Kevin Porter 2008-09 to 2009-10
 Mathieu Schneider 2009-10 to 2009-10
- 24**
 Ron Wilson 1979-80 to 1987-88
 Danton Cole 1990-91 to 1991-92
 Scott Levins 1992-93 to 1992-93
 Darryl Shannon 1993-94 to 1995-96
 Craig Muni 1995-96 to 1995-96
 Kevin Dahl 1996-97 to 1996-97
 Michel Petit 1997-98 to 1998-99
 Stan Neckar 1998-99 to 2000-01
 Ladislav Nagy 2000-01 to 2000-01
 David Cullen 2001-02 to 2001-02
 Darcy Hordichuk 2001-02 to 2002-03
 Jan Hrdina 2002-03 to 2003-04
 Josh Gratton 2005-06 to 2007-08
- 25**
 Jude Drouin 1979-80 to 1980-81
 Thomas Steen 1981-82 to 1994-95
**RETIRED in honor of Thomas Steen,
 May 6, 1995**
- 26**
 Al Cameron 1979-80 to 1980-81
 Murray Eaves 1981-82 to 1985-86
 Guy Larose 1988-89 to 1988-89
 Brian McReynolds 1989-90 to 1989-90
 Sergei Kharin 1990-91 to 1990-91
 Dean Kennedy 1991-92 to 1993-94
 Jeff Finley 1995-96 to 1996-97
 John Slaney 1997-98 to 1997-98
 Mike Sullivan 1998-99 to 2001-02
 Joel Perrault 2005-06 to 2009-10
- 27**
 Lorne Stamler 1979-80 to 1979-80
 Don Spring 1980-81 to 1983-84
 Perry Turnbull 1984-85 to 1986-87
 Teppo Numminen 1988-89 to 2002-03
**RETIRED in honor of Teppo
 Numminen, Jan. 30, 2010**
- 28**
 Don MacIver 1979-80 to 1979-80
 Gerry Rioux 1979-80 to 1979-80
 Norm Dupont 1980-81 to 1982-83
 Jyrki Seppa 1983-84 to 1983-84
 Ryan Stewart 1985-86 to 1985-86
 Ray Neufeld 1985-86 to 1988-89
 Greg Paslawski 1989-90 to 1990-91
 Bob Joyce 1991-92 to 1992-93
 Kevin McClelland 1993-94 to 1993-94
 Craig Martin 1994-95 to 1994-95
 Craig Muni 1995-96 to 1995-96
 Mike Hudson 1996-97 to 1996-97
 Jimmy Waite 1997-98 to 1998-99
 Landon Wilson 2000-01 to 2003-04
 Mike Leclerc 2005-06 to 2005-06
 Pavel Brendl 2005-06 to 2005-06
 Steven Reinprecht 2006-07 to 2008-09
 Jeff Hoggan 2009-10 to 2009-10
- 29**
 Don MacIver 1979-80 to 1979-80
 Gord Smith 1979-80 to 1979-80
 Danny Geoffrion 1980-81 to 1980-81
 Doug Lecuyer 1980-81 to 1980-81
 Jerry Butler 1982-83 to 1982-83
 Mike Lauen 1983-84 to 1983-84
 Marc Behrend 1983-84 to 1985-86
 Brad Berry 1985-86 to 1989-90
 Mark Osborne 1990-91 to 1990-91
 Rudy Poeschek 1990-91 to 1991-92
 Yan Kaminsky 1993-94 to 1993-94
 Tim Cheveldae 1993-94 to 1995-96
 Craig Janney 1995-96 to 1995-96
 Scott Levins 1997-98 to 1997-98
 Louie DeBrusk 1998-99 to 2000-01
 Branko Radivojevic 2001-02 to 2003-04
 Yanick Lehoux 2005-06 to 2005-06
 Tim Jackman 2005-06 to 2005-06
 Steven Reinprecht 2005-06 to 2005-06
 Yanick Lehoux 2006-07 to 2006-07
 Ryan Caldwell 2007-08 to 2007-08
 Brandon Prust 2008-09 to 2008-09
 Lauri Korpikoski 2009-10 to 2009-10
- 30**
 Gary Smith 1979-80 to 1979-80
 Michel Dion 1980-81 to 1980-81
 Doug Soetaert 1983-84 to 1983-84
 Mark Holden 1984-85 to 1984-85
 Daniel Berthiaume 1986-87 to 1989-90
 Stephane Beauregard 1989-90 to 1991-92
 Jim Hrivnak 1992-93 to 1992-93
 Stephane Beauregard 1993-94 to 1993-94
 Ed Ronan 1995-96 to 1995-96
 Mikhail Shtalenkov 1998-99 to 1999-00
 Jean-Marc Pelletier 2003-04 to 2003-04
 David LeNeveu 2005-06 to 2006-07
 Ilya Bryzgalov 2007-08 to 2009-10

UNIFORM NUMBERS

- 31**
 Don MacIver 1979-80 to 1979-80
 Ron Loustel 1980-81 to 1980-81
 Rick Dudley 1980-81 to 1980-81
 Ed Staniowski 1981-82 to 1982-83
 Mike Veisor 1983-84 to 1983-84
 Marc Behrend 1985-86 to 1985-86
 Alain Chevrier 1988-89 to 1988-89
 Rick Tabaracci 1990-91 to 1992-93
 Scott Langkow 1995-96 to 1998-99
 Bob Essensa 1999-00 to 1999-00
 Brad Ralph 2000-01 to 2000-01
 Jean-Guy Trudel 2001-02 to 2001-02
 Curtis Joseph 2005-06 to 2006-07
- 32**
 Rick Bowness 1980-81 to 1980-81
 Rick Dudley 1980-81 to 1980-81
 Peter Taglianetti 1984-85 to 1989-90
 Don Barber 1990-91 to 1991-92
 Igor Ulanov 1991-92 to 1991-92
 Mike Eastwood 1994-95 to 1996-97
 Jocelyn Lemieux 1996-97 to 1997-98
 Brad May 2000-01 to 2002-03
 Cale Hulse 2003-04 to 2003-04
 Mikael Tellqvist 2006-07 to 2008-09
- 33**
 Lindsay Middlebrook 1979-80 to 1980-81
 Doug Soetaert 1981-82 to 1982-83
 Eldon Reddick 1986-87 to 1988-89
 Simon Wheeldon 1990-91 to 1990-91
 Mario Marois 1991-92 to 1991-92
 Jim McKenzie 1995-96 to 1997-98
 J.J. Daigneault 1998-99 to 1999-00
 Drake Berehowsky 2001-02 to 2001-02
 Brian Boucher 2002-03 to 2005-06
 Adrian Aucoin 2009-10 to 2009-10
- 34**
 Pierre Hamel 1979-80 to 1979-80
 Dave Chartier 1980-81 to 1980-81
 Mark Plantery 1980-81 to 1980-81
 Dave Silk 1985-86 to 1985-86
 Pat Elynuik 1987-88 to 1987-88
 Moe Lemay 1988-89 to 1988-89
 Gord Donnelly 1989-90 to 1991-92
 Dean Kennedy 1991-92 to 1991-92
 Darrin Shannon 1991-92 to 1997-98
 Ramzi Abid 2002-03 to 2002-03
 Frank Banham 2002-03 to 2002-03
 Daniel Winnik 2007-08 to 2009-10
- 35**
 Markus Mattsson 1979-80 to 1980-81
 Dan Bouchard 1985-86 to 1985-86
 Bob Essensa 1988-89 to 1993-94
 Nikolai Khabibulin 1994-95 to 1998-99
 Zac Bierk 2002-03 to 2003-04
 Philippe Sauve 2005-06 to 2005-06
 Alex Auld 2007-08 to 2007-08
 Al Montoya 2008-09 to 2008-09
- 36**
 Iain Duncan 1986-87 to 1987-88
 Gord Donnelly 1988-89 to 1988-89
 Moe Lemay 1988-89 to 1988-89
 Danton Cole 1989-90 to 1989-90
 Mike Eagles 1990-91 to 1994-95
 Greg Brown 1994-95 to 1994-95
 Stewart Malgunas 1995-96 to 1995-96
 Murray Baron 1996-97 to 1996-97
 Juha Ylonen 1996-97 to 2000-01
 Krystofer Kolanos 2001-02 to 2003-04
 Joakim Lindstrom 2008-09 to 2008-09
- 37**
 Steve Penney 1986-87 to 1987-88
 Tom Draper 1988-89 to 1989-90
 John LeBlanc 1991-92 to 1994-95
 Tom Draper 1995-96 to 1995-96
 Dominic Roussel 1995-96 to 1995-96
 Dan Focht 2001-02 to 2002-03
 Georges Laraque 2006-07 to 2006-07
- 38**
 Brad Jones 1986-87 to 1989-90
 Guy Larose 1990-91 to 1990-91
 Luciano Borsato 1990-91 to 1994-95
 Jason Simon 1996-97 to 1996-97
 Martin Grenier 2001-02 to 2001-02
 Scott Pellerin 2002-03 to 2002-03
 Dave Scatchard 2005-06 to 2006-07
 Vernon Fiddler 2009-10 to 2009-10
- 39**
 Randy Gilhen 1986-87 to 1988-89
 Doug Evans 1989-90 to 1991-92
 Mark Visheau 1993-94 to 1993-94
 Iain Fraser 1995-96 to 1995-96
 Pat Jablonski 1996-97 to 1996-97
 Brad Tiley 1997-98 to 1998-99
 Travis Green 1999-00 to 2000-01
 Erik Westrum 2003-04 to 2003-04
 Zbynek Michalek 2005-06 to 2005-06
 Niko Kapanen 2007-08 to 2007-08
 Garth Murray 2008-09 to 2008-09
- 40**
 Joel Baillargeon 1986-87 to 1987-88
 Steve Fletcher 1988-89 to 1988-89
 Bryan Marchment 1988-89 to 1988-89
 Evgeny Davydov 1991-92 to 1991-92
 Patrick DesRochers 2001-02 to 2002-03
 Jean-Marc Pelletier 2002-03 to 2002-03
 Mike Ricci 2005-06 to 2006-07
- 41**
 Todd Flichel 1987-88 to 1987-88
 Paul Boutilier 1987-88 to 1988-89
 Viktor Tikhonov 2008-09 to 2008-09
- 42**
 Matt Hervey 1988-89 to 1988-89
 Oleg Mikulchik 1993-94 to 1994-95
 Robert Esche 1998-99 to 2001-02
 Josh Tordjman 2008-09 to 2008-09
- 43**
 Ravil Gusmanov 1995-96 to 1995-96
 Darcy Wakaluk 1996-97 to 1996-97
 Mike Stutzel 2003-04 to 2003-04
- 44**
 Dave Babych 1980-81 to 1985-86
 Shawn Cronin 1989-90 to 1991-92
 Norm Maciver 1995-96 to 1997-98
 Andrei Vasilyev 1998-99 to 1998-99
 Andrei Nazarov 2001-02 to 2003-04
 Nick Boynton 2006-07 to 2007-08
 Kurt Sauer 2008-09 to 2009-10
- 45**
 Craig Duncanson 1990-91 to 1990-91
 Anatoli Fedotov 1992-93 to 1992-93
 Jason Jaspers 2001-02 to 2001-02
 Brad Ference 2002-03 to 2003-04
 Dmitri Kalinin 2008-09 to 2008-09
- 46**
 Brent Hughes 1988-89 to 1989-90
 Pat Jablonski 1996-97 to 1996-97
 J.F. Jomphe 1998-99 to 1998-99
- 47**
 Todd Flichel 1988-89 to 1988-89
 Tony Joseph 1988-89 to 1988-89
 Tavis Hansen 1994-95 to 1994-95
 1996-97 to 1996-97
 1998-99 to 1998-99
- 48**
 Jason Cirone 1991-92 to 1991-92
 Sean Gagnon 1997-98 to 1998-99
- 49**
 Joe Dziedzic 1998-99 to 1998-99
 Jason Jaspers 2001-02 to 2001-02
 Brian Savage 2001-02 to 2003-04
- 50**
 Rob Murray 1991-92 to 1992-93
 Craig Fisher 1993-94 to 1993-94
 Ravil Gusmanov 1995-96 to 1995-96
 Trevor Letowski 1998-99 to 1998-99
- 52**
 Dallas Eakins 1992-93 to 1992-93
 Jason Doig 1995-96 to 1995-96
 Martin Grenier 2002-03 to 2002-03
- 53**
 Derek Morris 2005-06 to 2008-09
 2009-10 to 2009-10
- 54**
 Daniel Briere 1997-98 to 1997-98
- 55**
 Mark Osiecki 1992-93 to 1992-93
 Arto Blomsten 1993-94 to 1994-95
 Jason Doig 1995-96 to 1998-99
 Danny Markov 2001-02 to 2002-03
 Matt Jones 2005-06 to 2005-06
 Ed Jovanovski 2006-07 to 2009-10
- 57**
 Goran Bezina 2003-04 to 2003-04
- 60**
 Michal Grosek 1993-94 to 1993-94
- 62**
 Jean-Guy Trudel 1999-00 to 1999-00
- 63**
 Radoslav Suchy 1999-00 to 1999-00
- 64**
 Darrin Shannon 1991-92 to 1991-92
 Wyatt Smith 1999-00 to 1999-00
- 70**
 Kevin Sawyer 1999-00 to 1999-00
- 71**
 Petteri Nokelainen 2009-10 to 2009-10
- 72**
 Jeff Christian 1997-98 to 1997-98
- 73**
 Steven Goertzen 2008-09 to 2008-09
- 75**
 Michal Grosek 1994-95 to 1995-96
 Pete Vandermeer 2007-08 to 2007-08
- 76**
 Travis Roche 2006-07 to 2006-07
- 77**
 Cliff Ronning 1996-97 to 1998-99
 Chris Gratton 2002-03 to 2003-04
 Travis Roche 2006-07 to 2006-07
- 81**
 Marcel Hossa 2007-08 to 2007-08
- 86**
 Wojtek Wolski 2009-10 to 2009-10
- 88**
 Peter Mueller 2007-08 to 2009-10
- 89**
 Darren Turcotte 1995-96 to 1995-96
 Mike Comrie 2003-04 to 2006-07
 Mikkel Boedker 2008-09 to 2009-10
- 90**
 Joé Juneau 2000-01 to 2000-01
 Enver Lisin 2006-07 to 2006-07
- 91**
 Kris Draper 1991-92 to 1992-93
 Oleg Saprykin 2005-06 to 2006-07
 Kyle Turris 2007-08 to 2008-09
- 92**
 Rick Tocchet 1997-98 to 1997-98
- 93**
 Petr Nedved 2005-06 to 2005-06
- 94**
 Sergei Berezin 2001-02 to 2001-02
 Yanic Perreault 2006-07 to 2006-07
- 97**
 Jeremy Roenick 1996-97 to 2000-01
 2006-07 to 2006-07
- 99**
 Rick Dudley 1980-81 to 1980-81
RETIRED by the NHL in honor of
Wayne Gretzky, Apr. 18, 1999

EXPANSION DRAFT SELECTIONS

1979

Pick	Overall	Player	Position	Birthdate	Drafted From
1	1	Peter Marsh	RW	Dec. 21, 1956	Montreal
2	8	Lindsay Middlebrook	G	Sept. 7, 1955	NY Rangers
3	9	Bobby Hull	LW	Jan. 3, 1939	Chicago
4	16	Al Cameron	D	Oct. 21, 1955	Detroit
5	17	Dave Hoyda	LW	May 20, 1957	Philadelphia
6	24	Jim Roberts	RW	June 8, 1956	Minnesota
7	25	Lorne Stamler	LW	Aug. 9, 1951	Toronto
8	32	Mark Heaslip	RW	Dec. 26, 1951	Los Angeles
9	33	Pierre Hamel	G	Sept. 16, 1952	Toronto
10	40	Gord McTavish	C	June 3, 1954	St. Louis
11	41	Gord Smith	D	Nov. 17, 1949	Washington
12	48	Clark Hamilton	LW	Jan. 12, 1955	Detroit
13	49	Jim Cunningham	LW	Aug. 15, 1956	Philadelphia
14	56	Dennis Abgrall	RW	Apr. 24, 1956	Los Angeles
15	57	Bill Riley	RW	Sept. 20, 1950	Washington
16	64	Gene Carr	LW	Sept. 17, 1951	Atlanta
17	65	Hilliard Graves	RW	Oct. 18, 1950	Vancouver

ENTRY DRAFT SELECTIONS

1979

Rnd	Overall	Player	Position	Birthdate	Drafted From
1	19	Jimmy Mann	RW	Apr. 17, 1959	Sherbrooke (QMJHL)
2	40	Dave Christian	C	May 12, 1959	U. of North Dakota (WCHA)
3	61	Bill Whelton	D	Aug. 28, 1959	Boston U. (H.E.)
4	82	Pat Daley	LW	Mar. 27, 1959	Montreal (QMJHL)
5	103	Thomas Steen	C	June 8, 1960	Leksand (Sweden)
6	124	Tim Watters	D	July 25, 1959	Michigan Tech Univ. (WCHA)

1980

Rnd	Overall	Player	Position	Birthdate	Drafted From
1	2	Dave Babych	D	May 23, 1961	Portland (WHL)
2	23	Moe Mantha	D	Jan. 21, 1961	Toronto (OHL)
3	44	Murray Eaves	C	May 10, 1960	U. of Michigan (CCHA)
4	65	Guy Fournier	C	Jan. 30, 1962	Shawinigan (QMJHL)
5	86	Glen Ostir	D	Jan. 14, 1961	Portland (WHL)
6	107	Ron Loustel	G	Mar. 7, 1962	Saskatoon (WHL)
7	128	Brian Mullen	LW	Mar. 16, 1962	New York Westsiders (MJHL)
7	135	Mike Lauen	RW	Feb. 9, 1961	Michigan Tech Univ. (WCHA)
8	149	Sandy Beadle	LW	July 12, 1960	Northeastern Univ. (H.E.)
9	170	Edward Christian	C	Jan. 4, 1962	Warroad H.S. (Minn.)
10	191	Dave Chartier	C	Feb. 15, 1961	Brandon (WHL)

1981

Rnd	Overall	Player	Position	Birthdate	Drafted From
1	1	Dale Hawerchuk	C	Apr. 4, 1963	Cornwall (QMJHL)
2	22	Scott Arniel	C/LW	Sept. 17, 1962	Cornwall (QMJHL)
3	43	Jyrki Seppa	D	Nov. 14, 1961	Ilves (Finland)
4	64	Kirk McCaskill	C	Apr. 9, 1961	U. of Vermont (ECAC)
5	85	Marc Behrend	G	Jan. 11, 1961	U. of Wisconsin (WCHA)
6	106	Bob O'Connor	G	Apr. 2, 1961	Boston College (H.E.)
7	127	Peter Nilsson	C	June 10, 1962	Hammarby (Sweden)
8	148	Dan McFall	C	Apr. 8, 1963	Buffalo Jr. Sabres
9	169	Greg Dick	G	Mar. 2, 1962	St. Marys H.S. (Minn.)
10	190	Vladimir Kadlec	D	Jan. 3, 1962	TJ Vitkovice (Czech.)
10	211	Dave Kirwin	D	May 10, 1963	Irondale H.S. (Minn.)

ENTRY DRAFT SELECTIONS

1982

Rnd	Overall	Player	Position	Birthdate	Drafted From
1	12	Jim Kyte	D	Mar. 21, 1964	Cornwall (OHL)
4	74	Tom Martin	LW	May 11, 1964	Kelowna (BC Tier II)
4	75	Dave Ellett	D	Mar. 30, 1964	Ottawa (Tier II)
5	96	Tim Mishler	C	Oct. 3, 1963	E. Grand Forks H.S. (Minn.)
7	138	Derek Ray	RW	Oct. 10, 1963	Seattle Jr. B (Tier II)
8	159	Guy Gosselin	D	Jan. 6, 1964	John Marshall H.S. (Minn.)
9	180	Tom Ward	D	Jan. 16, 1964	Richfield H.S. (Minn.)
10	201	Michael Savage	LW	Apr. 8, 1964	Sudbury (OHL)
11	222	Bob Shaw	RW	Feb. 6, 1964	Penticton (BCJHL)
12	243	Jan Ericsson	C/LW	Sept. 2, 1962	AIK (Sweden)

1983

Rnd	Overall	Player	Position	Birthdate	Drafted From
1	8	Andrew McBain	RW	Jan. 18, 1965	North Bay (OHL)
1	14	Bobby Dollas	D	Jan. 31, 1965	Laval (OHL)
2	29	Brad Berry	D	Apr. 1, 1965	St. Albert Jrs. (Tier II)
3	43	Peter Taglianetti	D	Aug. 15, 1963	Providence College (H.E.)
4	69	Bob Essensa	G	Jan. 14, 1965	Henry Carr H.S. (Ont.)
5	89	Harry Armstrong	D	Jan. 30, 1965	Dubuque Jrs. (Minn.)
6	109	Joel Baillargeon	LW	Oct. 6, 1964	Hull (OHL)
7	129	Iain Duncan	LW	Oct. 6, 1964	North York (Ont.)
8	149	Ron Pessetti	D	Apr. 3, 1963	Western Michigan (CCHA)
9	169	Todd Flichel	D	Sept. 14, 1964	Gloucester Jrs. (Tier II)
10	189	Cory Wright	RW	June 10, 1965	Dubuque Jrs. (Minn.)
11	209	Eric Cormier	LW	June 10, 1964	St. Georges (Que.)
12	229	Jamie Husgen	D	Oct. 13, 1964	Des Moines

1984

Rnd	Overall	Player	Position	Birthdate	Drafted From
2	30	Peter Douris	C	Feb. 19, 1966	U. of New Hampshire (H.E.)
4	68	Chris Mills	D	May 30, 1966	Bramalea Jr. B
4	72	Sean Clement	D	Feb. 26, 1966	Brockville Jr. A
5	93	Scott Schneider	C	May 18, 1965	Colorado College (WCHA)
5	99	Brent Severyn	D	Feb. 22, 1966	Seattle (WHL)
6	114	Gary Lorden	D	Jan. 17, 1966	Bishop Hendrickson H.S.
7	135	Luciano Borsato	C	Jan. 7, 1966	Bramalea Jr. B
8	156	Brad Jones	C	June 26, 1965	U. of Michigan (CCHA)
9	177	Gord Whitaker	RW	Jan. 24, 1966	Colorado College (WCHA)
10	197	Rick Frost	LW	June 5, 1965	Melville Jr. A
11	218	Mike Warus	RW	Nov. 16, 1964	Lake Superior College (CCHA)
12	238	Jim Edmonds	G	July 8, 1965	Cornell U. (ECAC)

1985

Rnd	Overall	Player	Position	Birthdate	Drafted From
1	18	Ryan Stewart	C	June 1, 1967	Kamloops (WHL)
2	39	Roger Ohman	D	June 5, 1967	Leksand (Sweden)
3	60	Daniel Berthiaume	G	Jan. 26, 1966	Chicoutimi (QMJHL)
4	81	Fredrik Olausson	D	Oct. 5, 1966	Farjestad (Sweden)
5	102	John Borrell	RW	Mar. 23, 1967	Burnsville H.S.
6	123	Danton Cole	C	Jan. 10, 1967	Aurora Jr. A
7	144	Brent Mowery	LW	Mar. 10, 1966	Summerland
8	165	Tom Draper	G	Nov. 22, 1966	U. of Vermont (ECAC)
9	186	Nevin Kardum	C	Mar. 30, 1967	Henry Carr H.S.
10	207	Dave Quigley	G	Jan. 17, 1965	U. of Moncton
11	228	Chris Norton	D	Apr. 11, 1965	Cornell U. (ECAC)
12	249	Anssi Melametsa	C	June 21, 1961	HIFK (Finland)

1986

Rnd	Overall	Player	Position	Birthdate	Drafted From
1	8	Pat Elynuik	RW	Oct. 30, 1967	Prince Albert (WHL)
2	29	Teppo Numminen	D	July 3, 1968	Tappara (Finland)
3	50	Esa Palosaari	RW	Jan. 16, 1968	Karpat (Finland)
4	71	Hannu Jarvenpaa	RW	May 19, 1963	Karpat (Finland)
5	92	Craig Endean	LW	Apr. 13, 1968	Seattle (WHL)
6	113	Robbie Bateman	RW	Jan. 2, 1968	St. Laurent H.S.
8	155	Frank Furlan	G	Mar. 8, 1968	Sherwood Park (Alberta)
9	176	Mark Green	C	Dec. 26, 1967	New Hampton
10	197	John Blue	G	Feb. 19, 1966	U. of Minnesota (WCHA)
11	218	Matt Cote	D	Jan. 19, 1966	Lake Superior (CCHA)
12	239	Arto Blomsten	D	Mar. 16, 1965	Djurgarden (Sweden)

ENTRY DRAFT SELECTIONS

1987

Rnd	Overall	Player	Position	Birthdate	Drafted From
1	16	Brian Marchment	D	May 1, 1969	Belleville (OHL)
2	37	Patrik Erickson	C	Mar. 13, 1969	Brynas (Sweden)
4	79	Don McLennan	D	Oct. 4, 1968	U. of Denver (WCHA)
5	96	Ken Gernander	C	June 30, 1969	Greenway H.S.
5	100	Darrin Amundson	C	Nov. 9, 1968	Duluth East H.S.
6	121	Joe Harwell	D	Nov. 21, 1968	Murray Hill H.S.
7	142	Tod Hartje	C	Feb. 27, 1968	Harvard U. (ECAC)
8	163	Markku Kyllonen	RW	Feb. 2, 1962	Karpat (Finland)
9	184	Jim Fernholz	RW	Mar. 16, 1969	White Bear Lake H.S.
11	226	Roger Rougelot	G	July 13, 1968	Madison Jrs.
12	247	Hans Goran Elo	G	June 27, 1966	Djurgarden (Sweden)

1988

Rnd	Overall	Player	Position	Birthdate	Drafted From
1	10	Teemu Selanne	RW	July 3, 1970	Jokerit (Finland)
2	31	Russell Romaniuk	LW	June 9, 1970	St. Boniface Jr. A
3	52	Stephane Beauregard	G	Jan. 10, 1968	St-Jean (QMJHL)
4	73	Brian Hunt	C	Feb. 12, 1969	Oshawa (OHL)
5	94	Anthony Joseph	RW	Mar. 1, 1969	Oshawa (OHL)
5	101	Benoit Lebeau	LW	June 4, 1968	Merrimack College
6	115	Ronald Jones	RW	Feb. 7, 1969	Windsor (OHL)
7	127	Markus Akerblom	C	Nov. 22, 1969	Bjorkloven (Sweden)
7	136	Jukka Marttila	D	Apr. 15, 1968	Tappara (Finland)
8	157	Mark Smith	C	Oct. 13, 1969	Trinity (USS)
9	178	Mike Helber	C	June 23, 1970	Ann Arbour (USS)
10	199	Pavel Kostichkin	C	Nov. 9, 1968	CSKA (USSR)
11	220	Kevin Heise	LW	Sept. 9, 1968	Lethbridge (WHL)
12	241	Kyle Galloway	D	Nov. 10, 1969	U. of Manitoba

1989

Rnd	Overall	Player	Position	Birthdate	Drafted From
1	4	Stu Barnes	C	Dec. 25, 1970	Tri-Cities (WHL)
2	25	Dan Ratushny	D	Oct. 29, 1970	Cornell U. (ECAC)
3	46	Jason Cirone	C	Feb. 21, 1971	Cornwall (OHL)
3	62	Kris Draper	C	May 24, 1971	Canadian National
4	64	Mark Brownschidle	D	Oct. 26, 1970	Boston U. (H.E.)
4	69	Alain Roy	G	Feb. 6, 1970	Harvard U. (ECAC)
6	109	Dan Bylsma	LW	Sept. 19, 1970	Bowling Green (CCHA)
7	130	Pekka Peltola	RW	June 24, 1965	HPK (Finland)
7	131	Doug Evans	D	July 12, 1971	Michigan U. (CCHA)
8	151	Jim Solly	C	Mar. 19, 1970	Bowling Green (CCHA)
9	172	Stephane Gauvin	LW	Apr. 16, 1970	Cornell U. (ECAC)
10	193	Joe Larson	C	Aug. 17, 1970	Minnetonka (USS)
11	214	Bradley Podiak	LW	Mar. 26, 1971	Wayzata (USS)
12	235	Evgeny Davydov	RW	May 27, 1967	CSKA (USSR)
12	240	Sergei Kharin	RW	Feb. 20, 1963	Krylja Sovetov (USSR)

1990

Rnd	Overall	Player	Position	Birthdate	Drafted From
1	19	Keith Tkachuk	LW	Mar. 28, 1972	Malden Catholic (USS)
2	35	Mike Muller	D	Sept. 18, 1971	Wayzata (USS)
4	74	Roman Meluzin	RW	June 17, 1972	Zetor (Czech.)
4	75	Scott Levins	RW	Jan. 30, 1970	Tri-City (WHL)
4	77	Alexei Zhamnov	C	Oct. 1, 1970	Dynamo Moscow (USSR)
5	98	Craig Martin	RW	Jan. 21, 1971	Hull (QMJHL)
6	119	Daniel Jarde myr	D	May 28, 1971	Uppsala (Sweden)
7	140	John Lilley	C	Aug. 3, 1972	Cushing Academy (USS)
8	161	Henrik Andersson	D	Jan. 19, 1970	Vasteras (Sweden)
9	182	Rauli Raitanen	C	Jan. 14, 1970	Assat (Finland)
10	203	Mika Alatalo	LW	June 11, 1971	Kookoo (Finland)
11	224	Sergei Selyanin	D	Oct. 20, 1966	Khimik (USSR)
12	245	Keith Morris	C	Apr. 24, 1971	Alaska-Anchorage (NCAA)

ENTRY DRAFT SELECTIONS

1991

Rnd	Overall	Player	Position	Birthdate	Drafted From
1	5	Aaron Ward	D	Jan. 17, 1973	Michigan Univ. (CCHA)
3	49	Dmitri Filimonov	D	Oct. 14, 1971	Dynamo Moscow (USSR)
5	91	Juha Ylonen	C	Feb. 13, 1972	Kiekko-Espoo (Finland)
5	99	Yan Kaminsky	LW	July 28, 1971	Dynamo Moscow (USSR)
6	115	Jeff Sebastian	D	Nov. 21, 1971	Seattle (WHL)
8	159	Jeff Ricciardi	D	June 22, 1971	Ottawa (OHL)
9	181	Sean Gauthier	G	Mar. 28, 1971	Kingston (OHL)
10	203	Igor Ulanov	D	Oct. 1, 1969	Khimik (USSR)
11	225	Jason Jennings	RW	Mar. 16, 1971	Western Michigan (CCHA)
12	247	Sergei Sorokin	D	Oct. 2, 1969	Dynamo Moscow (USSR)

1992

Rnd	Overall	Player	Position	Birthdate	Drafted From
1	17	Sergei Bautin	D	Mar. 11, 1967	Dynamo Moscow (CIS)
2	27	Boris Mironov	D	Mar. 21, 1972	CSKA (CIS)
3	60	Jeremy Stevenson	LW	July 28, 1974	Cornwall (OHL)
4	84	Mark Visheau	D	June 27, 1973	London (OHL)
6	132	Alexander Alexeyev	D	Mar. 21, 1974	Sokol (CIS)
7	155	Artur Oktyabrev	D	Nov. 26, 1973	CSKA (CIS)
7	156	Andrei Raitsky	C	Mar. 30, 1970	Torpedo Ust-Kamenogorsk (CIS)
9	204	Nikolai Khabibulin	G	Jan. 13, 1973	CSKA (CIS)
10	228	Yevgeny Garandin	C	Aug. 3, 1973	Khimik (CIS)
10	229	Teemu Numminen	C	Dec. 23, 1973	Stoneham (USS)
11	252	Andrei Karpovtsev	LW	Feb. 25, 1974	Dynamo-2 Moscow (CIS)
11	254	Ivan Vologzhaninov	RW	Apr. 7, 1974	Sokol (CIS)

1993

Rnd	Overall	Player	Position	Birthdate	Drafted From
1	15	Mats Lindgren	C	Oct. 1, 1974	Skelleftea (Sweden)
2	31	Scott Langkow	G	Apr. 21, 1975	Portland (WHL)
2	43	Alexei Bodayev	C	Apr. 24, 1975	Kristall Elektrostal (CIS)
4	79	Ruslan Batyrshin	D	Feb. 19, 1975	Dynamo-2 Moscow (CIS)
4	93	Ravil Gusmanov	RW	July 25, 1972	Traktor (CIS)
5	119	Larry Courville	LW	Apr. 2, 1975	Newmarket (OHL)
6	145	Michal Grosek	LW	June 1, 1975	ZPS Zlin (Czech Republic)
7	171	Martin Woods	D	May 14, 1975	Victoriaville (QMJHL)
8	197	Adrian Murray	D	Sept. 14, 1975	Newmarket (OHL)
9	217	Vladimir Potapov	RW	June 21, 1975	Kristall Elektrostal (CIS)
9	223	Ilja Stashenkov	D	Aug. 26, 1974	Krylja Sovetov (CIS)
9	228	Harijs Vitolinsh	C	Apr. 30, 1968	Chur (Switzerland)
11	285	Russ Hewson	LW	Jan. 12, 1975	Swift Current (WHL)

1994

Rnd	Overall	Player	Position	Birthdate	Drafted From
2	30	Deron Quint	D	Mar. 24, 1976	Seattle (WHL)
3	56	Dorian Anneck	C	Apr. 24, 1976	Victoria (WHL)
3	58	Tavis Hansen	C	June 17, 1975	Tacoma (WHL)
4	82	Steve Cheredaryk	D	Nov. 20, 1975	Medicine Hat (WHL)
5	108	Craig Mills	RW	Aug. 27, 1976	Belleville (OHL)
6	143	Steve Vezina	G	Oct. 25, 1975	Beauport (QMJHL)
6	146	Chris Kibermanis	D	Mar. 24, 1976	Red Deer (WHL)
8	186	Ramil Saifullin	C	Apr. 8, 1976	Avangard (CIS)
9	212	Henrik Smangs	G	Jan. 19, 1976	Leksand (Sweden)
10	238	Mike Mader	D	Nov. 7, 1975	Loomis (USS)
11	264	Jason Issel	LW	Mar. 1, 1976	Prince Albert (WHL)

1995

Rnd	Overall	Player	Position	Birthdate	Drafted From
1	7	Shane Doan	RW	Oct. 10, 1976	Kamloops (WHL)
2	32	Marc Chouinard	C	May 6, 1977	Beauport (QMJHL)
2	34	Jason Doig	D	Jan. 29, 1977	Laval (QMJHL)
3	67	Brad Isbister	RW	May 7, 1977	Portland (WHL)
4	84	Justin Kurtz	D	Jan. 14, 1977	Brandon (WHL)
5	121	Brian Elder	G	June 8, 1976	Brandon (WHL)
6	136	Sylvain Daigle	G	Oct. 20, 1976	Shawinigan (QMJHL)
7	162	Paul Traynor	D	Sept. 14, 1977	Kitchener (OHL)
8	188	Jaroslav Obsut	D	Sept. 3, 1976	N. Battleford (SJHL)
8	189	Fredrik Loven	C	Mar. 14, 1977	Djurgarden (Sweden)
9	214	Rob DeCiantis	C	June 11, 1977	Kitchener (OHL)

ENTRY DRAFT SELECTIONS

1996

Rnd	Overall	Player	Position	Birthdate	Drafted From
1	11	Dan Focht	D	Dec. 31, 1977	Tri-City (WHL)
1	24	Daniel Briere	C	Oct. 6, 1977	Drummondville (QMJHL)
3	62	Per-Anton Lundstrom	D	Sept. 29, 1977	Mo Do (Sweden)
5	119	Richard Lintner	D	Nov. 15, 1977	Trencin Jr. (Slovakia Jrs.)
6	139	Robert Esche	G	Jan. 22, 1978	Detroit (OHL)
7	174	Trevor Letowski	C	Apr. 5, 1977	Sarnia (OHL)
8	200	Nicholas Lent	RW	June 10, 1977	Omaha Jr. A (USHL)
9	226	Marc-Etienne Hubert	C	Apr. 20, 1978	Laval (QMJHL)

1997

Rnd	Overall	Player	Position	Birthdate	Drafted From
2	43	Juha Gustafsson	D	Apr. 26, 1979	Keikko-Espoo (Finland)
4	96	Scott McCallum	D	Feb. 15, 1979	Tri-City (WHL)
5	123	Curtis Suter	D	Aug. 5, 1979	Spokane (WHL)
6	151	Robert Francz	LW	Mar. 30, 1978	Peterborough (OHL)
8	207	Alex Andreyev	D	Sept. 14, 1979	Weyburn (SJHL)
9	233	Wyatt Smith	C	Feb. 13, 1977	U. of Minnesota (WCHA)

1998

Rnd	Overall	Player	Position	Birthdate	Drafted From
1	14	Patrick DesRochers	G	Oct. 27, 1979	Sarnia (OHL)
2	43	Ossi Vaananen	D	Aug. 8, 1980	Jokerit Jr. (Finland Jr.)
3	73	Pat O' Leary	C	Sept. 2, 1979	Armstrong HS (USHSW)
4	100	Ryan Vanbuskirk	D	Jan. 12, 1980	Sarnia (OHL)
5	115	Jay Leach	D	Sept. 2, 1979	Providence College (H.E.)
5	116	Josh Blackburn	G	Nov. 13, 1978	Lincoln (USHL Jr. A)
5	129	Robert Schnabel	D	Nov. 10, 1978	Red Deer (WHL)
6	160	Rickard Wallin	C	Apr. 19, 1980	Farjestad Jr. (Swe. Jr.)
7	187	Erik Westrum	C	July 26, 1979	Minnesota (WCHA)
8	214	Justin Hansen	RW	June 11, 1980	Moose Jaw (WHL)

1999

Rnd	Overall	Player	Position	Birthdate	Drafted From
1	15	Scott Kelman	C	May 7, 1981	Seattle (WHL)
1	19	Kirill Safronov	D	Feb. 26, 1981	St. Petersburg (Russian Sr.)
2	53	Brad Ralph	LW	Oct. 17, 1980	Oshawa (OHL)
3	71	Jason Jaspers	C	Apr. 8, 1981	Sudbury (OHL)
4	116	Ryan Lauzon	C	Oct. 8, 1980	Hull (QMJHL)
4	123	Preston Mizzi	C	Dec. 22, 1980	Peterborough (OHL)
6	168	Erik Lewerstrom	D	May 28, 1980	Grums (Sweden)
8	234	Goran Bezina	D	Mar. 21, 1980	HC Fribourg-Gotteron (Swiss)
9	262	Alexei Litvinenko	D	Mar. 7, 1980	Torpedo (Kzak)

2000

Rnd	Overall	Player	Position	Birthdate	Drafted From
1	19	Krystofer Kolanos	C	July 27, 1981	Boston College (H.E.)
2	53	Alexander Tatarinov	RW	Apr. 14, 1982	Yaroslavl 2 (Russia)
3	85	Ramzi Abid	LW	Mar. 24, 1980	Halifax (QMJHL)
5	160	Nate Kiser	D	May 4, 1982	Plymouth (OHL)
6	186	Brent Gauvreau	C	June 29, 1980	Oshawa (OHL)
7	217	Igor Samoilov	D	Jan. 23, 1982	Yaroslavl (Russia)
8	249	Sami Venalainen	RW	Oct. 14, 1981	Tappara Jr. (Finland)
9	281	Peter Fabus	C	July 15, 1979	Dukla Trencin (Slovakia)

2001

Rnd	Overall	Player	Position	Birthdate	Drafted From
1	11	Fredrik Sjostrom	RW	May 6, 1983	Frolunda (Sweden)
2	31	Matthew Spiller	D	Feb. 7, 1983	Seattle (WHL)
2	45	Martin Podlesak	C	Sept. 26, 1982	Lethbridge (WHL)
3	78	Beat Forster	D	Feb. 2, 1983	Davos (Swiss)
5	148	David Klema	C	Apr. 3, 1982	Des Moines (USHL)
6	180	Scott Polaski	RW	Aug. 4, 1982	Sioux City (USHL)
7	210	Steve Belanger	G	May 20, 1983	Kamloops (WHL)
8	243	Frantisek Lukes	LW	Sept. 25, 1982	Toronto (OHL)
9	273	Severin Blindenbacher	D	Mar. 15, 1983	Kloten (Swiss)

ENTRY DRAFT SELECTIONS

2002

Rnd	Overall	Player	Position	Birthdate	Drafted From
1	19	Jakub Koreis	C	June 26, 1984	Plezen (CZE)
1	23	Ben Eager	LW	Jan. 22, 1984	Oshawa (OHL)
2	46	David LeNeveu	G	May 23, 1983	Cornell University (ECAC)
3	70	Joe Callahan	D	Dec. 20, 1982	Yale University (ECAC)
3	80	Matt Jones	D	Aug. 8, 1983	North Dakota (WCHA)
4	97	Lance Monych	RW	July 25, 1984	Brandon (WHL)
5	132	John Zeiler	RW	Nov. 21, 1982	Sioux City (USHL)
6	186	Jeff Pietrasiak	G	Apr. 5, 1983	Berkshire (USHSE)
7	216	Ladislav Kouba	LW	Sept. 10, 1983	Red Deer (WHL)
8	249	Marcus Smith	D	Jan. 14, 1983	Kitchener (OHL)
9	280	Russell Spence	C	Jan. 1, 1982	Opaskwayak (OCN) (MJHL)

2003

Rnd	Overall	Player	Position	Birthdate	Drafted From
3	77	Tyler Redenbach	C/LW	Sept. 25, 1984	Swift Current (WHL)
3	80	Dmitri Pestunov	C	Jan. 22, 1985	Magnitogorsk (Russia)
4	115	Liam Lindstrom	C	Jan. 12, 1985	Mora (Sweden)
6	178	Ryan Gibbons	RW	Jan. 1, 1985	Seattle (WHL)
7	208	Randall Gelech	C/RW	Feb. 2, 1984	Kelowna (WHL)
8	242	Eduard Lewandowski	LW	May 3, 1980	Koln (Germany)
9	272	Sean Sullivan	D	Mar. 29, 1984	St. Sebastian's (USHSE)
9	290	Loic Burkhalter	C	Feb. 11, 1980	Ambri (Swiss)

2004

Rnd	Overall	Player	Position	Birthdate	Drafted From
1	5	Blake Wheeler	RW	Aug. 31, 1986	Breck (USHSW)
2	35	Logan Stephenson	D	Feb. 19, 1986	Tri-City (WHL)
2	50	Enver Lisin	RW	Apr. 22, 1986	Saratov (Russia)
4	103	Roman Tomanek	RW	Jan. 28, 1986	Povazka Bystrica (Slovakia)
4	119	Kevin Porter	C/LW	Mar. 12, 1986	US National Under-18 (USA)
6	168	Kevin Cormier	LW	Jan. 27, 1986	Moncton Jr A (MJHL)
7	199	Chad Kolarik	C	Jan. 26, 1986	US National Under-18 (USA)
8	240	Aaron Gagnon	C	Apr. 24, 1986	Seattle (WHL)
9	261	William Engasser	LW	Sept. 25, 1985	Blake (USHSW)
9	265	Daniel Winnik	C/LW	Mar. 6, 1985	New Hampshire (H.E.)

2005

Rnd	Overall	Player	Position	Birthdate	Drafted From
1	17	Martin Hanzal	C	Feb. 20, 1987	Budejovice Jr. (Czech Rep.)
2	59	Pier-Olivier Pelletier	G	Apr. 8, 1987	Drummondville (QMJHL)
4	105	Keith Yandle	D	Sept. 9, 1986	Cushing Academy (USHSE)
5	148	Anton Kryanov	C	Mar. 25, 1987	Togliatti (Russia)
7	212	Pat Brosnihan	RW	Aug. 20, 1986	Worcester Academy (USHSE)

2006

Rnd	Overall	Player	Position	Birthdate	Drafted From
1	8	Peter Mueller	C	Apr. 14, 1988	Everett (WHL)
1	29	Chris Summers	D	Feb. 5, 1988	US National Under-18 (USA)
3	88	Jonas Ahnelov	D	Dec. 11, 1987	Frolunda (Sweden)
5	130	Brett Bennett	G	Mar. 8, 1988	US National Under-18 (USA)
5	131	Martin Latal	RW	Mar. 17, 1988	Kladno (Czech Rep.)
5	152	Jordan Bendfeld	D	Feb. 9, 1988	Medicine Hat (WHL)
7	188	Chris Frank	D	Jan. 8, 1986	Western Michigan (CCHA)
7	196	Benn Ferriero	C/RW	Apr. 29, 1987	Boston College (H-East)

2007

Rnd	Overall	Player	Position	Birthdate	Drafted From
1	3	Kyle Turris	C	Aug. 14, 1989	Burnaby (BCHL)
1	30	Nick Ross	D	Feb. 10, 1989	Regina (WHL)
2	32	Brett MacLean	LW	Dec. 24, 1988	Oshawa (OHL)
2	36	Joel Gistedt	G	Dec. 7, 1987	Uddevalla (Sweden)
4	103	Vladimir Ruzicka	C	Feb. 17, 1989	Slavia (Czech Republic)
5	123	Maxim Goncharov	D	June 15, 1989	CSKA 2 (Russia)
6	153	Scott Darling	G	Dec. 22, 1988	Capital Dist. (EJHL)

ENTRY DRAFT SELECTIONS

2008

Rnd	Overall	Player	Position	Birthdate	Drafted From
1	8	Mikkel Boedker	RW	Dec. 16, 1989	Kitchener (OHL)
1	28	Viktor Tikhonov	RW	May 12, 1988	Cherepovets (Russia)
2	49	Jared Staal	RW	Aug. 21, 1990	Sudbury (OHL)
3	69	Michael Stone	D	June 7, 1990	Calgary (WHL)
3	76	Mathieu Brodeur	D	June 21, 1990	Cape Breton (QMJHL)
4	99	Colin Long	C	June 19, 1989	Kelowna (WHL)
6	159	Brett Hextall	RW	Apr. 2, 1988	Penticton (BCHL)
7	189	Tim Billingsley	D	Jan. 17, 1990	Mississauga St. Michael's (OHL)

2009

Rnd	Overall	Player	Position	Birthdate	Drafted From
1	6	Oliver Ekman-Larsson	D	July 17, 1991	Leksand (Sweden-2)
2	36	Chris Brown	RW	Feb. 3, 1991	U.S. Under-18 (NTDP)
3	91	Michael Lee	G	Oct. 5, 1990	Fargo (USHL)
4	97	Jordan Szwarz	RW	May 14, 1991	Saginaw (OHL)
4	105	Justin Weller	D	July 26, 1991	Red Deer (WHL)
6	157	Evan Bloodoff	LW	Nov. 21, 1990	Kelowna (WHL)

2010

Rnd	Overall	Player	Position	Birthdate	Drafted From
1	13	Brandon Gormley	D	Feb. 18, 1992	Moncton (QMJHL)
1	27	Mark Visentin	G	Aug. 7, 1992	Niagara (OHL)
2	52	Philip Lane	RW	May 29, 1992	Brampton (OHL)
2	57	Oscar Lindberg	C	Oct. 29, 1991	Skelleftea (Sweden)
5	138	Louis Domingue	G	Mar. 6, 1992	Quebec (QMJHL)

PLAYER TRANSACTIONS

1979

June 5	Morris Lukowich reclaimed by Pittsburgh prior to the Expansion Draft.
June 9	Morris Lukowich claimed as a priority selection.
June 9	Barry Long reclaimed by Detroit prior to the Expansion Draft.
June 9	Campbell reclaimed by St. Louis from Winnipeg prior to the Expansion Draft.
June 9	Scott Campbell claimed as priority selection by Winnipeg.
June 9	Bobby Hull reclaimed by Chicago prior to the Expansion Draft.
June 13	17 players claimed in the NHL Expansion Draft: Peter Marsh (Montreal), Lindsay Middlebrook (NY Rangers), Bobby Hull (Chicago), Al Cameron (Detroit), Dave Hoyda (Philadelphia), Jim Roberts (Minnesota), Lorne Stamler (Toronto), Mark Heaslip (Los Angeles), Pierre Hamel (Toronto), Gord McTavish (St. Louis), Gord Smith (Washington), Clark Hamilton (Detroit), Jim Cunningham (Philadelphia), Dennis Abgrall (Los Angeles), Bill Riley (Washington), Gene Carr (Atlanta), and Hilliard Graves (Vancouver).
June 28	Barry Melrose acquired from Quebec for Jamie Hislop and Barry Legge.
July 25	Wayne Dillion acquired from NY Rangers for future considerations.
Oct. 4	Ron Wilson acquired from Montreal for cash.

1980

Feb. 27	Kris Manery claimed on waivers from Vancouver.
Feb. 27	Bobby Hull traded to Hartford for future considerations.
May 22	Doug Smail signed as a free agent.
May 26	Barry Legge acquired from Quebec for cash.
June 19	Rick Bowness acquired from St. Louis for Craig Norwich.
Sept. 26	Norm Dupont acquired from Montreal for a 2nd round draft choice (David Maley) in 1982.
Oct. 8	Danny Geoffrion acquired from Quebec for cash.
Oct. 31	Barry Long acquired from Detroit for cash.
Nov. 30	Barry Melrose claimed on waivers by Toronto.
Dec. 1	Doug Lecuyer and Tim Trimper acquired from Chicago for Peter Marsh.
Dec. 2	Richard Mulhern traded to Toronto for cash.

1981

Jan. 12	Rick Dudley claimed on waivers from Buffalo.
Feb. 10	Michel Dion acquired from Quebec for cash.
July 2	Bryan Maxwell, Ed Staniowski and Paul MacLean acquired from St. Louis for Scott Campbell and John Markell.
July 15	Lucien DeBlois acquired from Colorado for Brent Ashton and a 3rd round draft choice (Dave Kasper) in 1982.
July 31	Lindsay Middlebrook traded to Minnesota for cash.
Sept. 8	Doug Soetaert acquired from NY Rangers for a 3rd draft round choice (Vesa Salo) in 1983.
Oct. 5	Serge Savard claimed from Montreal in Waiver Draft.
Oct. 5	Craig Levie claimed from Montreal in Waiver Draft.

1982

May 5	Brian Hayward signed as a free agent.
Oct. 4	Doug Lecuyer claimed by Pittsburgh in Waiver Draft.

1983

Mar. 7	Laurie Boschman acquired from Edmonton for Willy Lindstrom.
June 8	Dave Christian traded to Washington for 1st round draft choice (Bobby Dollas) in 1983.
July 4	Norm Dupont traded to Hartford for 4th round draft choice (Chris Mills) in 1984.
Aug. 3	Tim Young acquired from Minnesota for Craig Levie and the rights to Tom Ward.
Nov. 4	Robert Picard acquired from Montreal for 3rd round draft choice (Patrick Roy) in 1984.
Nov. 10	Mike Veisor acquired from Hartford for Ed Staniowski.

1984

Jan. 12	Jordy Douglas acquired from Minnesota for Tim Trimper.
Feb. 6	Jimmy Mann traded to Quebec for 5th round draft choice (Brent Severyn) in 1984.
Mar. 5	Randy Carlyle acquired from Pittsburgh for 1st round draft choice (Doug Bodger) in 1984 and future considerations (Moe Mantha).
May 1	Moe Mantha traded to Pittsburgh as future considerations in previous trade (Mar. 5, 1984).
June 13	Perry Turnbull acquired from Montreal for Lucien DeBlois.
Oct. 9	Mark Holden acquired from Montreal for Doug Soetaert.
Oct. 16	Tim Young traded to Philadelphia for future considerations.

1985

Feb. 4	Jim Nill acquired from Boston for Morris Lukowich.
Sept. 27	Eldon Reddick signed as a free agent.
Nov. 21	Ray Neufeld acquired from Hartford for Dave Babych.
Nov. 27	Mario Marois acquired from Quebec for Robert Picard.

1986

Jan. 31	Bill Derlago acquired from Boston for Wade Campbell.
June 21	Gilles Hamel acquired from Buffalo for Scott Arniel.
July 3	Murray Eaves traded to Edmonton for future considerations.
Aug. 19	Steve Penney and the rights to Jan Ingman acquired from Montreal for Brian Hayward.

1987

Jan. 5	Bill Derlago traded to Quebec 4th round draft choice (Mark Brownschilde) in 1989.
Jan. 8	Steve Rooney acquired from Montreal for 3rd round draft choice (Francois Gravel) in 1987.
June 5	Perry Turnbull traded to St. Louis for 5th round draft choice (Ken Germander) in 1987.
June 8	Brian Mullen traded to NY Rangers with 10th round draft choice (Brett Barnett) in 1987 for 5th round choice (Benoit Lebeau) in 1988 and 3rd round draft choice (Denny Felsner) in 1989.
July 16	Guy Larose signed as a free agent.
Dec. 16	Paul Boutilier acquired from NY Rangers for future considerations.
Dec. 17	Stu Kulak acquired from Quebec for Bobby Dollas.

1988

Jan. 11	Mark Kumpel acquired from Detroit for Jim Nill.
Jan. 14	Alfie Turcotte acquired from Montreal for future considerations.
June 13	Brent Ashton acquired from Detroit for Paul MacLean.
July 15	Steve Fletcher signed as a free agent.
July 19	Alain Chevrier acquired from New Jersey with 7th round draft choice (Doug Evans) in 1989 for Steve Rooney and 3rd round draft choice (Brad Bombardir) in 1990.
July 29	Joel Baillargeon traded to Quebec for future considerations.
Sept. 29	Peter Douris traded to St. Louis for 12th round draft choice (Sergei Kharin) in 1989, 4th round draft choice (Scott Levins) in 1990 and Kent Carlson.
Oct. 3	Dave Hunter claimed from Edmonton in Waiver Draft.
Nov. 25	Paul Fenton acquired from Los Angeles for Gilles Hamel.
Dec. 6	Gord Donnelly acquired from Quebec for Mario Marois.
Dec. 12	Steve Fletcher traded to Philadelphia for future considerations.
Dec. 30	Moe Lemay acquired from Boston for Ray Neufeld.

PLAYER TRANSACTIONS

1989

- Jan. 14 Dave Hunter claimed on waivers by Edmonton.
- Jan. 19 Alain Chevrier traded to Chicago for 4th round draft choice (Allain Roy) in 1989.
- June 17 Randy Cunneynworth, Rick Tabaracci and Dave McLlwain acquired from Pittsburgh for Jim Kyte, Andrew McBain and Randy Gilhen.
- June 17 Greg Paslawski and 3rd round draft choice (Kris Draper) in 1989 acquired from St. Louis for 3rd round draft choice (Denny Felsner) in 1989 and 2nd round draft choice (Steve Staios) in 1991.
- July 21 Shawn Cronin acquired from Philadelphia for future considerations.
- Sept. 28 Eldon Reddick traded to Edmonton for future considerations.
- Nov. 30 Phil Sykes acquired from Los Angeles for Brad Jones.
- Dec. 13 Paul MacDermid acquired from Hartford for Randy Cunneynworth.

1990

- Jan. 22 Doug Evans acquired from St. Louis for Ron Wilson.
- Jan. 22 Daniel Berthiaume traded to Minnesota for future considerations.
- June 9 Phil Housley, Scott Arniel, Jeff Parker and 1st round draft choice (Keith Tkachuk) in 1990 acquired from Buffalo for Dale Hawerchuk and 1st round draft choice (Brad May) in 1990.
- July 10 Simon Wheeldon acquired from NY Rangers for Brian McReynolds.
- Sept. 6 Laurie Boschman traded to New Jersey for Bob Brooke.
- Sept. 6 Craig Duncanson acquired from Minnesota for Brian Hunt.
- Sept. 30 Peter Taglianetti traded to Minnesota for future considerations.
- Nov. 7 Don Barber acquired from Minnesota for Doug Smail.
- Nov. 10 Eddie Olczyk and Mark Osborne acquired from Toronto for Dave Ellett and Paul Fenton.
- Dec. 14 Mike Eagles acquired from Chicago for 4th round draft choice (Igor Kravchuk) in 1991.

1991

- Jan. 22 Rudy Poeschek acquired from NY Rangers for Guy Larose.
- Feb. 4 Greg Paslawski traded to Buffalo for future considerations.
- Feb. 28 Tom Draper traded to St. Louis for future considerations (Jim Vesey).
- May 21 Bob Joyce, Kent Paynter and Tyler Larter acquired from Washington for Brent Hughes, Craig Duncanson and Simon Wheeldon.
- May 24 Jim Vesey acquired from St. Louis as future considerations in previous trade (Feb. 28, 1991).
- May 24 Tom Draper acquired from St. Louis for future considerations.
- May 30 Tyler Larter claimed by Minnesota in Expansion Draft.
- May 31 Rob Murray and future considerations acquired from Minnesota for 7th round draft choice (Geoff Finch) in 1991 and future considerations.
- June 20 Jim Vesey traded to Boston for future considerations.
- June 22 Tom Draper traded to Buffalo for 7th round draft choice (Artur Oktyabrev) in 1992.
- July 16 Troy Murray and Warren Rychel acquired from Chicago for Bryan Marchment and Chris Norton.
- Oct. 11 Dean Kennedy, Mike Hartman and Darrin Shannon acquired from Buffalo for Dave McLlwain, Gord Donnelly, 5th round draft choice (Yuri Khmylev) in 1992 and future considerations.
- Oct. 15 Tony Joseph traded to Minnesota for Tyler Larter.
- Oct. 22 Sergei Kharin traded to Quebec for Shawn Anderson.
- Oct. 23 Shawn Anderson traded to Washington for future considerations.
- Oct. 29 Petri Skriko acquired from Boston for Brent Ashton.
- Nov. 12 Don Barber claimed on waivers by Quebec.
- Nov. 22 Scott Arniel traded to Boston for future considerations.
- Nov. 26 Mario Marois acquired from St. Louis for future considerations.
- Dec. 30 Tony Joseph and future considerations acquired from Minnesota for Warren Rychel.

1992

- Jan. 10 Aaron Broten signed as a free agent.
- Feb. 27 Moe Mantha traded to Philadelphia for future considerations.
- Mar. 2 Mike Lalor acquired from Washington for Paul MacDermid.
- Mar. 10 Lucien DeBlois acquired from Toronto for Mark Osborne.
- June 10 Daniel Berthiaume acquired from Boston for Doug Evans.
- June 15 Christian Ruuttu acquired from Buffalo for Stephane Beauregard.
- June 18 Mike Hartman claimed by Tampa Bay in Expansion Draft.
- June 19 Danton Cole traded to Tampa Bay for future considerations.
- Aug. 6 Alan Kerr signed as a free agent.
- Aug. 10 Stephane Beauregard acquired from Chicago for Christian Ruuttu.
- Aug. 25 Shawn Cronin traded to Quebec for Dan Lambert.
- Oct. 1 Stephane Beauregard traded to Philadelphia for future considerations.
- Oct. 1 John Druce and 4th round draft choice (John Jakopin) in 1993 acquired from Washington for Pat Elynuik.
- Nov. 14 Andy Brickley signed as a free agent.
- Dec. 28 Tie Domi and Kris King acquired from NY Rangers for Eddie Olczyk.

1993

- Feb. 20 Mark Osiecki claimed on waivers from Ottawa.
- Feb. 21 Troy Murray traded to Chicago for Steve Bancroft and future considerations.
- Mar. 15 Rights to Dimitri Filimonov traded to Ottawa for 4th round draft choice (Ruslan Batyrshin) in 1993.
- Mar. 20 Mark Osiecki and 10th round draft choice (Bill Lang) in 1993 traded to Minnesota for 9th round draft choice (Vladimir Potatov) in 1993.
- Mar. 22 Dan Ratushny traded to Vancouver for 9th round draft choice (Harijs Vitolinsh) in 1993.
- Mar. 22 Jim Hrivnak and 2nd round draft choice (Alexei Budayev) in 1993 acquired from Washington for Rick Tabaracci.
- June 11 Paul Ysebaert acquired from Detroit for Aaron Ward, 4th round draft choice (John Jakopin) in 1993 and future considerations (Alan Kerr).
- June 11 Stephane Beauregard acquired from Philadelphia for future considerations.
- June 18 Alan Kerr traded to Detroit as future considerations in previous trade (June 11, 1993).
- June 24 Scott Levins and Steve Bancroft claimed by Florida in Expansion Draft.
- June 30 Kris Draper traded to Detroit for future considerations.
- July 8 Darryl Shannon signed as a free agent.
- July 29 Jim Hrivnak traded to St. Louis for 6th round draft choice (Chris Kibermanis) in 1994 and future considerations.
- Aug. 3 Dave Tomlinson acquired from Florida for Jason Cirone.
- Aug. 12 Kevin McClelland acquired from Toronto for cash.
- Sept. 24 Nelson Emerson and Stephane Quintal acquired from St. Louis for Phil Housley.
- Sept. 30 Evgeny Davydov traded to Florida for 4th round draft choice (Adam Copeland) in 1994.
- Sept. 30 Brent Severyn acquired from New Jersey for 6th round draft choice (Ryan Smart) in 1994.
- Oct. 3 Brent Severyn traded to Florida for Milan Tichy.
- Nov. 26 Randy Gilhen and 6th round draft choice (Chris Kibermanis) in 1994 acquired from Florida for Stu Barnes.
- Dec. 5 Fredrik Olausson and a 7th round draft choice (Curtis Sheptak) in 1994 traded to Edmonton for a 3rd round draft choice (Tavis Hansen) in 1994.
- Dec. 9 Craig Fisher acquired from Edmonton for cash.

PLAYER TRANSACTIONS

1994

- Feb. 1 Wayne McBean acquired from NY Islanders for Yan Kaminsky.
- Mar. 8 Tim Cheveldae and Dallas Drake acquired from Detroit for Bob Essensa and Sergei Bautin.
- Mar. 15 Dave Manson and 6th round draft choice (Chris Kibermanis) in 1994 acquired from Edmonton for Boris Mironov, Mats Lindgren, 1st round draft choice (Jason Bonsignore) and 4th round draft choice (Adam Copeland) in 1994.
- Mar. 21 Paul Ysebaert traded to Chicago for 3rd round draft choice (Kevin McKay) in 1995.
- May 25 Sheldon Kennedy acquired from Detroit for 3rd round draft choice (Darryl Laplante) in 1995.
- June 3 Neil Wilkinson acquired from Chicago for 3rd round draft choice (Kevin McKay) in 1995.
- July 8 Kevin McClelland traded to Buffalo for future considerations.
- Aug. 8 Brent Thompson and future considerations acquired from Los Angeles for rights to Ruslan Batyrshin and 2nd round draft choice (Marian Cisar) in 1996.

1995

- Jan. 18 Dean Kennedy claimed by Edmonton in Waiver Draft.
- Jan. 18 Sheldon Kennedy claimed by Calgary in Waiver Draft.
- Jan. 18 Wayne McBean claimed by Pittsburgh in Waiver Draft.
- Jan. 18 Igor Korolev claimed from St. Louis in Waiver Draft.
- Jan. 18 Craig Martin claimed on waivers from Detroit.
- Mar. 28 Arto Blomsten traded to Los Angeles for 8th round draft choice (Fredrik Loven) in 1995.
- Apr. 7 Mike Eastwood and 3rd round draft choice (Brad Isbister) in 1995 acquired from Toronto for Tie Dombi.
- Apr. 7 Igor Ulanov and Mike Eagles traded to Washington for 3rd round draft choice (Sergei Gusev) and 5th round draft choice (Brian Elder) in 1995.
- Apr. 7 Eddie Olczyk acquired from NY Rangers for 5th round draft choice (Alexei Vasiliev) in 1995.
- Apr. 7 Greg Brown acquired from Pittsburgh for future considerations.
- June 27 Jeff Finley acquired from Philadelphia for Russ Romaniuk.
- July 21 Jason Simon signed as a free agent.
- July 21 Parris Duffus signed as a free agent.
- Aug. 8 Stewart Malgunas signed as a free agent.
- Aug. 9 Mike Stapleton signed as a free agent.
- Oct. 2 Jim McKenzie claimed from NY Islanders in Waiver Draft.
- Oct. 6 Darren Turcotte acquired from Hartford for Nelson Emerson.
- Oct. 13 Iain Fraser signed as a free agent.
- Oct. 13 Ed Ronan signed as a free agent.
- Dec. 14 Tom Draper signed as a free agent.
- Dec. 28 Norm Maciver acquired from Pittsburgh for Neil Wilkinson.

1996

- Feb. 7 Oleg Tverdovsky, Chad Kilger and 3rd round draft choice (Per-Anton Lundstrom) in 1996 acquired from Anaheim for Teemu Selanne, Marc Chouinard and 4th round draft choice (Kim Staal) in 1996.
- Feb. 15 Craig Muni and 1st round draft choice (Daniel Briere) in 1996 acquired from Buffalo for Darryl Shannon and Michal Grosek.
- Feb. 15 Denis Chasse acquired from Washington for Stewart Malgunas.
- Feb. 27 Dominic Roussel acquired from Philadelphia for Tim Cheveldae and 3rd round draft choice (Chester Gallant) in 1996.
- Mar. 18 Craig Janney acquired from San Jose for Darren Turcotte and a 2nd round draft choice (Remi Royer) in 1996.
- Mar. 20 Dallas Eakins claimed on waivers from St. Louis.
- Mar. 20 Ravil Gusmanov traded to Chicago for 4th round draft choice (Vladimir Antipov) in 1996.
- June 22 Mike Gartner acquired from Toronto for 4th round draft choice (Vladimir Antipov) in 1996.
- July 2 Darcy Wakaluk signed as a free agent.
- July 2 Cliff Ronning signed as a free agent.

- July 3 Brad McCrimmon signed as a free agent.
- July 15 Jim Johnson signed as a free agent.
- Aug. 16 Jeremy Roenick acquired from Chicago for Alexei Zhamnov, Craig Mills and 1st round draft choice (Ty Jones) in 1997.
- Aug. 22 Scott Levins signed as a free agent.
- Aug. 26 Kevin Dahl signed as a free agent.
- Sep. 30 Bob Corkum acquired from Philadelphia in Waiver Draft.
- Nov. 12 Mike Hudson signed as a free agent.

1997

- Feb. 6 Jayson More acquired from NY Rangers for Mike Eastwood and Dallas Eakins.
- Mar. 17 Jocelyn Lemieux signed as a free agent.
- Mar. 18 Murray Baron and Chris Murray acquired from Montreal for Dave Manson.
- Mar. 18 Gerald Diduck acquired from Hartford for Chris Murray.
- Mar. 18 Pat Jablonski acquired from Montreal for Steve Cheredaryk.
- May 14 Sean Gagnon signed as a free agent.
- July 8 Rick Tocchet signed as a free agent.
- Aug. 4 Jeff Christian signed as a free agent.
- Aug. 18 John Slaney signed as a free agent.
- Sept. 26 Radoslav Suchy signed as a free agent.
- Sept. 28 Jimmy Waite claimed from Chicago in Waiver Draft.
- Nov. 25 Michel Petit signed as a free agent.

1998

- Mar. 4 Keith Carney and Jim Cummins acquired from Chicago for Jayson More and Chad Kilger.
- Mar. 24 Mark Janssens acquired from NY Islanders for 9th round draft choice (Jason Doyle) in 1998.
- June 11 Louie DeBrusk and 5th round draft choice (Jay Leach) in 1998 acquired from Tampa Bay for Craig Janney.
- June 18 J.F. Jomphe acquired from Anaheim for Jim McKenzie.
- June 26 John Slaney claimed by Nashville in Expansion Draft.
- June 30 Mike Sullivan acquired from Nashville for 7th round draft choice (Kyle Kettles) in 1999.
- July 3 Jyrki Lumme signed as a free agent.
- July 22 Bryan Helmer signed as a free agent.
- Aug. 5 Andrei Vasilyev signed as a free agent.
- Aug. 27 Joe Dziedzic signed as a free agent.
- Sept. 1 Greg Adams signed as a free agent.
- Oct. 31 Cliff Ronning and Richard Lintner traded to Nashville for future considerations.
- Dec. 3 Stephen Leach signed as a free agent.
- Dec. 19 Bryan Helmer claimed on waivers by St. Louis.

1999

- Jan. 13 J.J. Daigneault acquired from Nashville for future considerations.
- Mar. 8 Jamie Huscroft acquired from Vancouver for future considerations.
- Mar. 11 Mikhail Shtalenkov acquired from Edmonton for 5th round draft choice (Matt Koalska) in 2000.
- Mar. 17 Brian Noonan signed as a free agent.
- Mar. 20 Robert Reichel, 3rd round draft choice (Jason Jaspers) in 1999, and 4th round draft choice (Preston Mizzi) in 1999 acquired from NY Islanders for Brad Isbister and 3rd round draft choice (Brian Collins) in 1999.
- Mar. 23 Stan Neckar acquired from NY Rangers for Jason Doig and 6th round draft choice (Jay Dardis) in 1999.
- Apr. 8 David Cullen signed as a free agent.
- June 25 Mike Stapleton claimed by Atlanta in Expansion Draft.
- June 25 Scott Langkow traded to Atlanta for future considerations.
- June 26 Travis Green and 1st round draft choice (Scott Kelman) in 1999 from Anaheim for Oleg Tverdovsky.
- June 26 Jim Cummins traded to Montreal for 6th round draft choice (Eric Lewerstrom) in 1999.
- July 15 Todd Gill signed as a free agent.

PLAYER TRANSACTIONS

July 16	David Oliver signed as a free agent.
July 16	Jean-Guy Trudel signed as a free agent.
Sept. 5	Bob Essensa signed as a free agent.
Sept. 11	Craig Mills acquired from Chicago for future considerations.
Sept. 27	Kevin Sawyer signed as a free agent.
Nov. 19	Sean Burke and 5th round draft choice (Nate Kiser) in 2000 acquired from Florida for Mikhail Shtalenkov and 4th round draft choice (Chris Eade) in 2000.

2000

Feb. 3	Benoit Hogue signed as a free agent.
Mar. 7	Lyle Odelein acquired from New Jersey for Deron Quint and 3rd round draft choice (Beat Forster) in 2001.
Mar. 8	Mikael Renberg acquired from Philadelphia for Rick Tocchet.
Mar. 13	Philippe Audet acquired from Detroit for Todd Gill.
Mar. 14	Chris Joseph claimed on waivers from Vancouver.
June 23	Dallas Drake and Lyle Odelein claimed by Columbus in Expansion Draft.
June 23	Joé Juneau acquired from Minnesota for Rickard Wallin.
June 24	Brad May acquired from Vancouver for future considerations.
July 7	Landon Wilson signed as a free agent.
Aug. 31	Joel Bouchard signed as a free agent.
Dec. 2	Claude Lemieux signed as a free agent.

2001

Feb. 14	Chris Joseph claimed on waivers by Atlanta.
Mar. 5	Paul Mara, Mike Johnson, Ruslan Zainullin and 2nd round draft choice (Matthew Spiller) in 2001 acquired from Tampa Bay for Nikolai Khabibulin and Stan Neckar.
Mar. 13	Todd Simpson acquired from Florida for 2nd round draft choice (Igor Pohanka) in 2001.
Mar. 13	Michal Handzus, Ladislav Nagy, Jeff Taffe and 1st round draft choice (Ben Eager) in 2002 acquired from St. Louis for Keith Tkachuk.
June 5	Martin Grenier signed as a free agent.
June 12	Danny Markov acquired from Toronto for Travis Green, Robert Reichel and Craig Mills.
June 15	Joé Juneau traded to Montreal for future considerations.
June 18	Todd Warriner acquired from Tampa Bay for Juha Ylonen.
June 19	Keith Carney traded to Anaheim for 2nd round draft choice (Andrei Taratukhin) in 2001.
June 19	Branko Radivojevic signed as a free agent.
June 22	Sergei Berezin acquired from Toronto for Mikael Renberg.
June 23	Tyler Bouck acquired from Dallas for Jyrki Lumme.
July 2	Daymond Langkow acquired from Philadelphia for 2nd round draft choice (Dan Spang) in 2002 and 1st round draft choice (Jeff Carter) in 2003.
Aug. 30	Zac Bierk signed as a free agent.
Dec. 28	Drake Berehowsky and Denis Pederson acquired from Vancouver for Todd Warriner, Trevor Letowski, Tyler Bouck and 3rd round draft choice (Dmitri Pestunov) in 2003.

2002

Jan. 4	Sebastien Bordeleau acquired from Minnesota for David Cullen.
Jan. 25	Andrei Nazarov acquired from Boston for 5th round draft choice (Peter Hamerlik) in 2002.
Jan. 25	Brian Savage, 3rd round draft choice (Matt Jones) in 2002 and future considerations acquired from Montreal for Sergei Berezin.
Mar. 19	Darcy Hordichuk, 4th round draft choice (Lance Monych) in 2002 and 5th round draft choice (John Zeiler) in 2002 acquired from Atlanta for Kirill Safronov, Ruslan Zainullin and 4th round draft choice (Patrick Dwyer) in 2002.
May 23	Michael Schutte signed as a free agent.
June 12	Brian Boucher and 3rd round draft choice (Joe Callahan) in 2002 acquired from Philadelphia for Robert Esche and Michal Handzus.
July 7	Kelly Buchberger signed as a free agent.
July 12	Tony Amonte signed as a free agent.

Oct. 26	Deron Quint signed as a free agent.
Nov. 7	Frank Banham signed as a free agent.
Dec. 19	Paul Ranheim acquired from Philadelphia for a conditional draft choice in 2004.
Dec. 31	Jean-Marc Pelletier and a conditional draft choice acquired from Carolina for Patrick DesRochers.

2003

Jan. 16	Scott Pellerin and a conditional draft choice acquired from Dallas for Claude Lemieux.
Mar. 8	Brad Ference acquired from Florida for Darcy Hordichuk and 2nd round draft choice (Matt Smaby) in 2003.
Mar. 10	Guillaume Lefebvre, 3rd round draft choice (Tyler Redenbach) in 2003 and 2nd round draft choice (Brandon Dubinsky) in 2004 acquired from Philadelphia for Tony Amonte.
Mar. 10	Chris Gratton and 4th round draft choice (Liam Reddox) in 2004 acquired from Buffalo for Daniel Briere and 3rd round draft choice (Andrej Sekera) in 2004.
Mar. 11	Jan Hrdina and Francois Leroux acquired from Pittsburgh for Ramzi Abid, Dan Focht and Guillaume Lefebvre.
Mar. 11	Brad May traded to Vancouver for a conditional draft choice (Dmitri Pestunov) in 2003.
Apr. 10	Mike Stutzel signed as a free agent.
June 21	David Tanabe and Igor Knyazev acquired from Carolina for Danny Markov and 3rd round draft choice (Billy Ryan) in 2004.
June 21	Tyson Nash acquired from St. Louis for 5th round draft choice (Lee Stempniak) in 2003.
July 10	Cale Hulse signed as a free agent.
July 15	Daniel Cleary signed as a free agent.
July 22	Mike Sillinger and a conditional draft choice acquired from Dallas for Teppo Numminen.
July 25	Bryan Helmer acquired from Vancouver for Martin Grenier.
Oct. 3	Todd Simpson claimed by Anaheim in Waiver Draft.
Dec. 30	Ivan Novoseltsev acquired from Florida for future considerations.

2004

Jan. 17	Todd Reirden acquired from Anaheim for future considerations.
Feb. 9	Mike Comrie acquired from Philadelphia for Sean Burke, Branko Radivojevic and Ben Eager.
Feb. 11	Frank Banham removed from reserve list per mutual agreement.
Feb. 22	Landon Wilson traded to Pittsburgh for future considerations.
Mar. 4	Brent Johnson acquired from St. Louis for Mike Sillinger.
Mar. 5	Mike Rupp and 2nd round draft choice (Geoff Paukovich) in 2004 acquired from New Jersey for Jan Hrdina.
Mar. 9	Derek Morris and Keith Ballard acquired from Colorado for Chris Gratton, Ossi Vaananen and 2nd round draft choice (Paul Stastny) in 2005.
Mar. 9	Brian Savage traded to St. Louis for future considerations.
June 26	Jason Chimera and 3rd round draft choice (Vaclav Meidl) in 2004 acquired from Edmonton for 2nd round draft choice (Geoff Paukovich) and 4th round draft choice (Liam Reddox) in 2004.
July 5	Boyd Devereaux signed as a free agent.
July 6	Sean O'Donnell signed as a free agent.
July 6	Radoslav Suchy and 6th round draft choice (Derek Reinhart) in 2005 traded to Columbus for 4th round draft choice (Jeremy Duchesne) in 2005.
July 9	Mike Ricci signed as a free agent.
Aug. 6	Brett Hull signed as a free agent.
Aug. 26	Petr Nedved signed as a free agent.
Aug. 26	Denis Gauthier and Oleg Saprykin acquired from Calgary for Daymond Langkow.
Sept. 15	Olivier Latendresse signed as a free agent.
Nov. 20	Jarrod Skalde acquired on loan from Tampa Bay for loan of Jason Jaspers.

PLAYER TRANSACTIONS

2005

- Feb. 10 Jamie Storr acquired on loan from Tampa Bay for loan of Jean-Marc Pelletier.
- Aug. 17 Curtis Joseph signed as a free agent.
- Aug. 23 Mike Leclerc acquired from Anaheim for a conditional draft choice (Steven Kampfer) in 2007.
- Aug. 26 Zbynek Michalek acquired from Minnesota for Erik Westrum and Dustin Wood.
- Oct. 8 Geoff Sanderson and Tim Jackman acquired from Columbus for Jason Chimera, Cale Hulse and Mike Rupp.
- Oct. 15 Brett Hull retired.
- Oct. 18 Jamie Lundmark acquired from NY Rangers for Jeff Taffe.
- Nov. 4 Steve Gaine signed as a free agent.
- Nov. 5 Yanick Lehoux claimed on waivers from Los Angeles.
- Nov. 11 Krystofer Kolanos claimed on waivers by Edmonton.
- Nov. 18 Dave Scatchard acquired from Boston for David Tanabe.
- Nov. 25 Pascal Rheaume, Ray Schultz and Steven Spencer acquired from New Jersey for Brad Ference.
- Nov. 25 Yanick Lehoux claimed on waivers by Los Angeles.
- Nov. 28 Mikael Tellqvist acquired from Toronto for Tyson Nash and 4th round draft choice (Matt Frattin) in 2007.
- Dec. 19 Krystofer Kolanos claimed on waivers from Edmonton.
- Dec. 28 Pavel Brendl acquired from Carolina for Krystofer Kolanos.

2006

- Jan. 20 Dennis Seidenberg acquired from Philadelphia for Petr Nedved.
- Jan. 24 Jeff Taffe acquired from NY Rangers for Martin Sonnenberg.
- Feb. 1 Steven Reinprecht and Philippe Sauve acquired from Calgary for Brian Boucher and Mike Leclerc.
- Mar. 9 Joel Perrault acquired from Anaheim for Sean O'Donnell.
- Mar. 9 Josh Gratton and two 2nd round draft choices (Cory Emerton and Shawn Matthias) in 2006 acquired from Philadelphia for Denis Gauthier.
- Mar. 9 Jamie Rivers acquired from Detroit for 7th round draft choice (Nick Oslund) in 2006.
- Mar. 9 Yanick Lehoux acquired from Los Angeles for Tim Jackman.
- Mar. 9 Jamie Lundmark traded to Calgary for a 4th round draft choice (Doug Rogers) in 2006.
- Mar. 9 Oleg Kvasha and conditional draft choice acquired from NY Islanders for 3rd round choice (Brad Marchand) in 2006.
- Mar. 27 Bill Thomas signed as a free agent.
- May 5 Patrick Fischer signed as a free agent.
- June 26 Nick Boynton and 4th round draft choice (Matt Frattin) in 2007 acquired from Boston for Paul Mara and 3rd round draft choice (Maxime MacEnaver) in 2007.
- July 1 Ed Jovanovski signed as a free agent.
- July 2 Mike Morrison signed as a free agent.
- July 3 Josh Tordjman signed as a free agent.
- July 4 Jeremy Roenick signed as a free agent.
- July 5 Georges Laraque signed as a free agent.
- July 12 Mike Johnson traded to Montreal for a 4th round choice (Vladimir Ruzicka) in 2007.
- July 17 Don MacLean signed as a free agent.
- July 19 Bryan Helmer signed as a free agent.
- July 20 Travis Roche signed as a free agent.
- July 21 Mike Zigomanis signed as a free agent.
- Aug. 16 Owen Nolan signed as a free agent.
- Oct. 29 Yanick Perreault signed as a free agent.
- Oct. 31 Joel Perrault claimed on waivers by St. Louis.
- Nov. 28 Mikael Tellqvist acquired from Toronto for Tyson Nash and 4th round draft choice in 2007.
- Dec. 19 Joel Perrault claimed on waivers from St. Louis.

2007

- Jan. 3 Alexei Kaigodorov acquired from Ottawa for Mike Comrie.
- Jan. 8 Kevyn Adams acquired from Carolina for Dennis Seidenberg.
- Feb. 12 Mathias Tjarnqvist and 1st round draft choice (Riley Nash) in 2007 acquired from Dallas for Ladislav Nagy.
- Feb. 27 Brendan Bell and 2nd round draft choice in 2008 from Toronto for Yanick Perreault and 5th round draft choice in 2008.
- Feb. 27 Oleg Saprykin and 7th round draft choice (Torrie Jung) in 2007 traded to Ottawa for 2nd round draft choice in 2008.
- Feb. 27 Niko Kapanen claimed off waivers from Atlanta.
- Feb. 27 Daniel Carcillo and 3rd round draft choice in 2008 acquired from Pittsburgh for Georges Laraque.
- Mar. 15 Alex Leavitt signed as a free agent.
- July 9 Mike York signed as a free agent.
- July 9 Joey Tenute signed as a free agent.
- July 9 John DiSalvatore signed as a free agent.
- July 13 Tomas Surovy signed as a free agent.
- July 19 David Aebischer signed as a free agent.
- July 19 Craig Weller signed as a free agent.
- July 19 David Schlemko signed as a free agent.
- July 20 Matt Murley signed as a free agent.
- July 23 Ryan Caldwell signed as a free agent.
- Aug. 9 Joel Perrault signed to a one-year contract.
- Aug. 11 Radim Vrbata acquired from Chicago for Kevyn Adams.
- Aug. 13 Alex Auld signed as a free agent.
- Aug. 29 Keith Ballard signed to a two-year contract.
- Oct. 8 Freddy Meyer claimed off waivers from NY Islanders.
- Nov. 10 Freddy Meyer claimed off waivers by NY Islanders.
- Nov. 17 Ilya Bryzgalov claimed off waivers from Anaheim.
- Nov. 23 David Aebischer loaned to HC Lugano (Swiss National League A).
- Dec. 6 Nate DiCasmirro and a 5th round pick in the 2009 NHL Entry Draft acquired from Boston in exchange for Alex Auld.

2008

- Jan. 23 Ilya Bryzgalov signed to a three-year contract.
- Feb. 8 Pete Vandermeer signed as a free agent.
- Feb. 26 Marcel Hossa and Al Montoya acquired from NY Rangers in exchange for Fredrik Sjostrom, David LeNeveu, Josh Gratton and a conditional draft pick.
- Mar. 31 Kyle Turris signed to entry-level contract.
- Apr. 2 Nick Ross signed to entry-level contract.
- Apr. 13 Chad Kolarik signed to entry-level contract.
- Apr. 14 Kevin Porter signed to entry-level contract.
- Apr. 28 Brett MacLean signed to entry-level contract.
- May 20 Jonas Ahnelov signed to entry-level contract.
- June 20 Olli Jokinen acquired from Florida in exchange for Keith Ballard, Nick Boynton and 2nd round draft choice in 2008.
- June 25 Brian McGrattan acquired from Ottawa in exchange for a 5th round pick in 2009.
- July 1 Kurt Sauer signed as a free agent.
- July 1 Todd Fedoruk signed as a free agent.
- July 1 Mikkel Boedker signed to entry-level contract.
- July 1 Viktor Tikhonov signed to entry-level contract.
- July 2 Drew Fata signed as a free agent.
- July 2 Derek Nesbitt signed as a free agent.
- July 2 David Spina signed as a free agent.
- July 2 Al Montoya signed to a two-year contract.
- July 3 David Hale signed as a free agent.
- July 3 Matt Jones signed a two-year contract.
- July 3 Francis Lessard signed as a free agent.
- July 3 Brian McGrattan signed a one-year contract.
- July 15 Jeff Hoggan signed as a free agent.
- July 15 Ryan Lannon signed as a free agent.
- July 18 Garth Murray signed as a free agent.

PLAYER TRANSACTIONS

July 22 Daniel Carcillo signed to a two-year contract.
 Aug. 14 Joel Perrault signed to a two-year contract.
 Sept. 12 Sean Zimmerman acquired from New Jersey in exchange for Kevin Cormier
 Oct. 9 Mike Zigomanis traded to Pittsburgh in exchange for future considerations
 Oct. 28 Ken Klee claimed off waivers from Anaheim
 Nov. 3 Alexander Nikulin acquired from Ottawa in exchange for Drew Fata
 Nov. 25 Wyatt Smith acquired from Tampa Bay in exchange for future considerations
 Dec. 3 Joakim Lindstrom acquired from Anaheim in exchange for Logan Stephenson

2009

Mar. 4 Mikael Tellqvist traded to Buffalo in exchange for a 4th round draft choice in 2010
 Mar. 4 Matthew Lombardi, Brandon Prust and a conditional 1st round draft choice acquired from Calgary in exchange for Olli Jokinen and a 3rd round draft choice in 2009
 Mar. 4 Scottie Upshall and a 2nd round draft choice in 2011 acquired from Philadelphia in exchange for Daniel Carcillo
 Mar. 4 Nigel Dawes, Dmitri Kalinin and Petr Prucha acquired from NY Rangers in exchange for Derek Morris
 Mar. 20 Jeff May signed as a free agent; assigned to San Antonio (AHL)
 Apr. 13 Justin Bernhardt signed to entry-level contract
 June 19 Stefan Meyer acquired from Florida in exchange for the rights to Steven Reinprecht
 June 19 Petr Prucha signed to a two-year contract
 June 27 Jim Vandermeer acquired from Calgary in exchange for Brandon Prust
 June 27 Sami Lepisto acquired from Washington in exchange for a 5th round draft choice in 2010
 June 27 Shaun Heshka acquired from Vancouver in exchange for a seventh round draft choice in 2009
 July 1 Vernon Fiddler signed as a free agent
 July 1 Jason LaBarbera signed as a free agent
 July 2 Adrian Aucoin signed as a free agent
 July 13 Lauri Korpikoski acquired from NY Rangers in exchange for Enver Lisin
 July 16 Keith Yandle signed to a two-year contract
 July 21 Radim Vrbata acquired from Tampa Bay in exchange for Todd Fedoruk and David Hale
 July 28 Scottie Upshall signed to a one-year contract
 Sept. 2 Taylor Pyatt signed as a free agent
 Sept. 28 Ryan Hollweg signed as a free agent
 Sept. 28 Matt Watkins signed to entry level contract
 Sept. 29 Robert Lang signed as a free agent
 Sept. 30 Paul Bissonnette claimed off waivers from Pittsburgh
 Oct. 1 Colin Long signed to entry level contract
 Nov. 28 Viktor Tikhonov loaned to Cherepovets (KHL - Russia)
 Dec. 9 Michael Stone signed to entry level contract
 Dec. 21 Anders Eriksson signed to contract

2010

Mar. 3 Wojtek Wolski acquired from Colorado for Peter Mueller and Kevin Porter
 Mar. 3 Derek Morris acquired from Boston for a conditional draft choice in the 2011 Entry Draft
 Mar. 3 Lee Stempniak acquired from Toronto for Matt Jones and a 4th and 7th round choice in the 2010 Entry Draft
 Mar. 3 Mathieu Schneider acquired from Vancouver for Sean Zimmerman and a conditional draft choice in the 2010 Entry Draft
 Mar. 3 Petteri Nokelainen acquired from Anaheim for 6th round draft choice in the 2011 Entry Draft
 Mar. 3 Alexandre Picard acquired from Columbus for Chad Kolarik
 Mar. 3 Miika Wiikman and a 7th round choice in the 2011 Entry Draft acquired from NY Rangers for Anders Eriksson
 Mar. 13 Viktor Tikhonov recalled from Cherepovets (KHL)
 Mar. 31 Chris Summers signed to an entry level contract

Apr. 2 Mathieu Brodeur signed to an entry level contract
 May 3 Maxim Goncharov signed to entry level contract
 May 13 Acquired a 5th round draft choice in the 2010 Entry Draft from Carolina for the rights to prospect Jared Staal
 May 24 Oliver Ekman-Larsson signed to entry level contract
 June 9 Scottie Upshall signed to a one-year contract
 June 10 David Schlemko signed to a one-year contract
 June 10 Ryan Hollweg signed to a one-year contract
 June 17 Adrian Aucoin signed to a two-year contract
 June 21 Taylor Pyatt signed to a two-year contract
 June 28 Wojtek Wolski signed to a two-year contract
 June 28 Daniel Winnik traded to Colorado for 4th round choice in the 2012 Entry Draft
 June 29 Sami Lepisto signed to one-year contract
 June 30 Patrick O'Sullivan acquired from Edmonton for Jim Vandermeer; O'Sullivan's contract bought out
 July 1 Ray Whitney signed as a free agent
 July 1 Derek Morris signed to a four-year contract
 July 1 Petteri Nokelainen's contract is bought out
 July 2 Andrew Ebbett signed as a free agent

GENERAL MANAGERS

YEAR	NAME	GAMES	RECORD	PTS
1979-80	John Ferguson	80	20-49-11	51
1980-81	John Ferguson	80	9-57-14	32
1981-82	John Ferguson	80	33-33-14	80
1982-83	John Ferguson	80	33-39-8	74
1983-84	John Ferguson	80	31-38-11	73
1984-85	John Ferguson	80	43-27-10	96
1985-86	John Ferguson	80	26-47-7	59
1986-87	John Ferguson	80	40-32-8	88
1987-88	John Ferguson	80	33-36-11	77
1988-89	John Ferguson	22	10-8-4	24
	Mike Smith	58	16-34-8	40
1989-90	Mike Smith	80	37-32-11	85
1990-91	Mike Smith	80	26-43-11	63
1991-92	Mike Smith	80	33-32-15	81
1992-93	Mike Smith	84	40-37-7	87
1993-94	Mike Smith	48	17-26-5	39
	John Paddock	36	7-25-4	18
1994-95	John Paddock	48	16-25-7	39
1995-96	John Paddock	82	36-40-6	78
1996-97	John Paddock	29	10-15-4	24
	Bobby Smith	53	28-22-3	59
1997-98	Bobby Smith	82	35-35-12	82
1998-99	Bobby Smith	82	39-31-12	90
*1999-00	Bobby Smith	82	39-31-8-4	90
2000-01	Bobby Smith	58	27-17-12-2	68
	Cliff Fletcher	24	8-10-5-1	22
2001-02	Michael Barnett	82	40-27-9-6	95
2002-03	Michael Barnett	82	31-35-11-5	78
2003-04	Michael Barnett	82	22-36-18-6	68
2005-06	Michael Barnett	82	38-39-5	81
2006-07	Michael Barnett	82	31-46-5	67
2007-08	Don Maloney	82	38-37-7	83
2008-09	Don Maloney	82	36-39-7	79
2009-10	Don Maloney	82	50-25-7	107

*Records for '99-00 are "adjusted" to reflect overtime losses instead of regulation ties.

GENERAL MANAGER FRANCHISE TOTALS

NAME	GAMES	RECORD	PTS	PT%
John Ferguson	742	278-366-98	654	.441
Mike Smith	430	169-204-57	395	.459
Michael Barnett	410	162-183-38-27	389	.474
Bobby Smith	357	168-136-47-6	389	.545
Don Maloney	246	124-101-21	269	.547
John Paddock	195	69-105-21	159	.408
Cliff Fletcher	24	8-10-5-1	22	.458

HEAD COACHES

YEAR	NAME	GAMES	RECORD	PTS
1979 80	Tom McVie	77	19 47 11	49
	Bill Sutherland	3	1 2 0	2
1980 81	Tom McVie	28	1 20 7	9
	Bill Sutherland	29	6 20 3	15
	Mike Smith	23	2 17 4	8
1981 82	Tom Watt	80	33 33 14	80
1982 83	Tom Watt	80	33 39 8	74
1983 84	Tom Watt	21	6 13 2	14
	Barry Long	59	25 25 9	59
1984 85	Barry Long	80	43 27 10	96
1985 86	Barry Long	66	19 41 6	44
	John Ferguson	14	7 6 1	15
1986 87	Dan Maloney	80	40 32 8	88
1987 88	Dan Maloney	80	33 36 11	77
1988 89	Dan Maloney	52	18 25 9	45
	Rick Bowness	28	8 17 3	19
1989 90	Bob Murdoch	80	37 32 11	85
1990 91	Bob Murdoch	80	26 43 11	63
1991 92	John Paddock	80	33 32 15	81
1992 93	John Paddock	84	40 37 7	87
1993 94	John Paddock	84	24 51 9	57
1994 95	John Paddock	33	9 18 6	24
	Terry Simpson	15	7 7 1	15
1995-96	Terry Simpson	82	36-40-6	78
1996-97	Don Hay	82	38-37-7	83
1997-98	Jim Schoenfeld	82	35-35-12	82
1998-99	Jim Schoenfeld	82	39-31-12	90
*1999-00	Bob Francis	82	39-31-8-4	90
2000-01	Bob Francis	82	35-27-17-3	90
2001-02	Bob Francis	82	40-27-9-6	95
2002-03	Bob Francis	82	31-35-11-5	78
2003-04	Bob Francis	62	20-24-15-3	58
	Rick Bowness	20	2-12-3-3	10
2005-06	Wayne Gretzky	82	38-39-5	81
2006-07	Wayne Gretzky	82	31-46-5	67
2007-08	Wayne Gretzky	82	38-37-7	83
2008-09	Wayne Gretzky	82	36-39-7	79
2009-10	Dave Tippett	82	50-25-7	107

*Records for '99-00 are "adjusted" to reflect overtime losses instead of regulation ties.

HEAD COACH FRANCHISE TOTALS

NAME	GAMES	RECORD	PTS	PT%
Bob Francis	390	165-144-60-21	411	.527
Wayne Gretzky	328	143-161-24	310	.473
John Paddock	281	106-138-37	249	.443
Dan Maloney	212	91-93-28	210	.495
Barry Long	205	87-93-25	199	.485
Tom Watt	181	72-85-24	168	.464
Jim Schoenfeld	164	74-66-24	172	.524
Bob Murdoch	160	63-75-22	148	.463
Tom McVie	105	20-67-18	58	.276
Terry Simpson	97	43-47-7	93	.479
Dave Tippett	82	50-25-7	107	.652
Don Hay	82	38-37-7	83	.506
Rick Bowness	48	10-29-6-3	29	.302
Bill Sutherland	32	7-22-3	17	.266
Mike Smith	23	2-17-4	8	.174
John Ferguson	14	7-6-1	15	.536

ASSISTANT COACHES

YEAR	NAME
1979-80	Bill Sutherland
1980-81	Bill Sutherland
1981-82	Bill Sutherland
1982-83	Bill Sutherland
1983-84	Bill Sutherland, Barry Long, Rick Bowness
1984-85	Bill Sutherland, Rick Bowness
1985-86	Bill Sutherland, Rick Bowness
1986-87	Bill Sutherland, Rick Bowness
1987-88	Bill Sutherland, Rick St. Croix, Bruce Southern
1988-89	Bill Sutherland, Rick St. Croix, Bruce Southern
1989-90	Alpo Suhonen, Clare Drake
1990-91	Clare Drake, Terry Simpson
1991-92	Terry Simpson, Glen Williamson, *Dave Prior
1992-93	Terry Simpson, Glen Williamson, Alpo Suhonen
1993-94	Andy Murray, Zinetula Bilyaletdinov , *Pete Peeters
1994-95	Andy Murray, Terry Simpson, Zinetula Bilyaletdinov, *Pete Peeters
1995-96	Perry Pearn, Randy Carlyle, *Pete Peeters
1996-97	Zinetula Bilyaletdinov, Paul MacLean, *Pete Peeters
1997-98	John Tortorella, Gordie Roberts, *Benoit Allaire
1998-99	John Tortorella, Gordie Roberts, *Benoit Allaire
1999-00	Rick Bowness, Wayne Fleming, *Benoit Allaire
2000-01	Rick Bowness, Pat Conacher, *Benoit Allaire
2001-02	Rick Bowness, Pat Conacher, *Benoit Allaire
2002-03	Rick Bowness, Pat Conacher, *Benoit Allaire
2003-04	Rick Bowness, Pat Conacher, Tom Kurvers, *Benoit Allaire
2005-06	Rick Tocchet, Barry Smith, Rick Bowness, *Grant Fuhr
2006-07	Barry Smith, Ulf Samuelsson, *Grant Fuhr
2007-08	Ulf Samuelsson, Rick Tocchet, *Grant Fuhr
2008-09	Ulf Samuelsson, Doug Sulliman, *Grant Fuhr
2009-10	Ulf Samuelsson, Dave King, Doug Sulliman, *Sean Burke

* = Goaltending coach

CAPTAINS

YEAR	NAME
1979-80	Lars Erik Sjoberg
1980-81	Morris Lukowich
	Scott Campbell (14 games)
1981-82	Dave Christian
	Barry Long (5 games)
1982-83	Dave Christian
	Lucien DeBlois (22 games)
1983-84	Lucien DeBlois
1984-85	Dale Hawerchuk
1985-86	Dale Hawerchuk
1986-87	Dale Hawerchuk
1987-88	Dale Hawerchuk
1988-89	Dale Hawerchuk
1989-90	Thomas Steen, Dale Hawerchuk & Randy Carlyle (Co captains)
1990-91	Thomas Steen & Randy Carlyle (Co captains)
1991-92	Troy Murray
1992-93	Troy Murray
	Dean Kennedy
1993-94	Dean Kennedy
	Keith Tkachuk
1994-95	Keith Tkachuk
1995-96	Kris King
1996-97	Keith Tkachuk
1997-98	Keith Tkachuk
1998-99	Keith Tkachuk
1999-00	Keith Tkachuk
2000-01	Keith Tkachuk (64 games)
2001-02	Teppo Numminen
2002-03	Teppo Numminen
2003-04	Shane Doan
2005-06	Shane Doan
2006-07	Shane Doan
2007-08	Shane Doan
2008-09	Shane Doan
2009-10	Shane Doan

NHL ALL-STAR GAME

YEAR	POSITION	PLAYER
1980	Left Wing	Morris Lukowich
1981	Left Wing	Morris Lukowich
1982	Center	Dale Hawerchuk
1983	Defenseman	Dave Babych
1984	Defenseman	Dave Babych
1985	Defenseman	Randy Carlyle
	Center	Dale Hawerchuk
	Right Wing	Paul MacLean
1986	Center	Dale Hawerchuk
1987	Center	Dale Hawerchuk
1988	Center	Dale Hawerchuk
1989	Defenseman	Dave Ellett
1990	Center	Thomas Steen
		(represented by LW Doug Smail)
1991	Defenseman	Phil Housley
1992	Defenseman	Phil Housley
1993	Defenseman	Randy Carlyle
	Defenseman	Phil Housley
	Right Wing	Teemu Selanne
1994	Right Wing	Teemu Selanne
1996	Right Wing	Teemu Selanne
1997	Defenseman	Oleg Tverdovsky
	Left Wing	Keith Tkachuk
1998	Left Wing	Keith Tkachuk (North America)
	Goaltender	Nikolai Khabibulin (World)

YEAR	POSITION	PLAYER
1999	Center	Jeremy Roenick (North America)
	Left Wing	Keith Tkachuk (North America)
	Goaltender	Nikolai Khabibulin (World)
	Defenseman	Teppo Numminen (World)
	Coach	Jim Schoenfeld (North America)
2000	Center	Jeremy Roenick (North America)
	Defenseman	Teppo Numminen (World)
2001	Goaltender	Sean Burke (North America)
	Defenseman	Teppo Numminen (World)
2002	Goaltender	Sean Burke (North America)
2003	No Representatives	
2004	Right Wing	Shane Doan
2007	Center	Yanic Perreault
	Defenseman	Ed Jovanovski
2008	Defenseman	Ed Jovanovski
2009	Left Wing	Shane Doan
1987	<i>Rendez-Vous '87 replaces NHL All-Star Game</i>	
1995	<i>No NHL All-Star Game due to shortened season</i>	
1998	<i>NHL All-Star Game format changes to North America vs. the World</i>	
2003	<i>NHL All-Star Game format changes to Eastern Conference vs. Western Conference</i>	
2005	<i>No NHL All-Star Game due to cancelled 2004-05 season</i>	
2006	<i>No NHL All-Star Game due to 2006 Olympic Winter Games</i>	
2010	<i>No NHL All-Star Game due to 2010 Olympic Winter Games</i>	

YOUNG STARS / ALL STARS / ALL ROOKIE TEAM

YOUNG STARS GAME

YEAR	POSITION	PLAYER
2002	Center	Krystofer Kolanos
		(represented by D Paul Mara)
2003	Defenseman	Ossi Vaananen
	Right Wing	Branko Radivojevic
2004	No Representatives	
2007	No Representatives	
2008	Center	Peter Mueller
2009	Right Wing	Mikkel Boedker

*NHL Young Stars Game began in the 2001-02 season

2005 No NHL Young Stars Game due to cancelled 2004-05 season

2006 No NHL Young Stars Game due to 2006 Olympic Winter Games

2010 No NHL Young Stars Game due to 2010 Olympic Winter Games

ALL STAR TEAMS (POSTSEASON)

YEAR	POS.	PLAYER	TEAM
1984-85	C	Dale Hawerchuk	Second Team
1991-92	D	Phil Housley	Second Team
1992-93	RW	Teemu Selanne	First Team
1994-95	C	Alexei Zhamnov	Second Team
	LW	Keith Tkachuk	Second Team
2009-10	G	Ilya Bryzgalov	Second Team

ALL ROOKIE TEAMS

YEAR	POS.	PLAYER
1987-88	LW	Iain Duncan
1989-90	G	Bob Essensa
1992-93	RW	Teemu Selanne
1993-94	D	Boris Mironov

*NHL All-Rookie Teams began in the 1982-83 season

NHL AWARD WINNERS

HART TROPHY

YEAR	POS.	PLAYER	WINNER
1985	C	Dale Hawerchuk	Runner-Up

VEZINA TROPHY

YEAR	POS.	PLAYER	WINNER
2010	G	Ilya Bryzgalov	Runner-Up

CALDER TROPHY

YEAR	POS.	PLAYER	WINNER
1982	C	Dale Hawerchuk	Winner
1993	RW	Teemu Selanne	Winner

KING CLANCY TROPHY

YEAR	POS.	PLAYER	WINNER
1996	LW	Kris King	Winner
2010	LW	Shane Doan	Winner

LESTER PATRICK TROPHY

YEAR	POS.	PLAYER	WINNER
1995	LW	Brian Mullen	Winner

JACK ADAMS AWARD

YEAR	COACH	WINNER
1982	Tom Watt	Winner
1985	Barry Long	Runner-Up
1990	Bob Murdoch	Winner
2002	Bob Francis	Winner
2010	Dave Tippett	Winner

LESTER B. PEARSON AWARD

YEAR	POS.	PLAYER	WINNER
2002	G	Sean Burke	Finalist

MARK MESSIER LEADERSHIP AWARD

YEAR	POS.	PLAYER	WINNER
2010	LW	Shane Doan	Finalist

GENERAL MANAGER OF THE YEAR AWARD

YEAR	EXECUTIVE	WINNER
2010	Don Maloney	Winner

NHL PLAYER OF THE WEEK

YEAR	WEEK OF	POS.	WINNER
1980-81	Feb. 16	C	Dave Christian
1981-82	Mar. 8	G	Doug Soetaert
	Mar. 22	G	Ed Staniowski
1984-85	Mar. 18	G	Brian Hayward
1986-87	Nov. 16	G	Eldon Reddick
	Mar. 1	C	Dale Hawerchuk
1987-88	Feb. 7	C	Dale Hawerchuk
1988-89	Nov. 20	G	Alain Chevrier
1989-90	Jan. 1	G	Bob Essensa
1990-91	Nov. 4	G	Bob Essensa
	Feb. 3	C	Thomas Steen
1991-92	Nov. 17	G	Bob Essensa
	Feb. 2	G	Bob Essensa
1992-93	Mar. 1	C	Thomas Steen
1993-94	Oct. 25	RW	Teemu Selanne
	Dec. 6	LW	Keith Tkachuk
1995-96	Apr. 1	LW	Keith Tkachuk
1996-97	Mar. 10	G	Nikolai Khabibulin
	Apr. 7	LW	Keith Tkachuk
1997-98	Dec. 15	RW	Mike Gartner
1998-99	Nov. 9-15	G	Jimmy Waite
1999-00	Nov. 22-28	C	Jeremy Roenick
2002-03	Dec. 30-Jan. 5	G	Sean Burke
2003-04	Dec. 29-Jan. 4	G	Brian Boucher
2003-04	Jan. 5-Jan. 11	G	Brian Boucher
2005-06	Mar. 27-Apr. 2	C	Steven Reinprecht
2009-10	Oct. 12-Oct. 18	G	Ilya Bryzgalov
2009-10	Jan. 25-Jan. 31	LW	Shane Doan

*NHL Player of the Week began in the 1980-81 season

NHL PLAYER OF THE MONTH

YEAR	MONTH	POS	WINNER
1984-85	Mar./Apr.	G	Brian Hayward
1992-93	January	RW	Teemu Selanne
1999-00	October	G	Mikhail Shtalenkov
2000-01	October	G	Sean Burke
2001-02	March	G	Sean Burke
2009-10	March	RW	Lee Stempniak

*NHL Player of the Month began in the 1980-81 season

NHL ROOKIE OF THE MONTH

YEAR	MONTH	POS	WINNER
1986-87	January	G	Daniel Berthiaume
1992-93	October	RW	Teemu Selanne
	January	RW	Teemu Selanne
	Mar./Apr.	RW	Teemu Selanne
1999-00	January	C	Trevor Letowski
2001-02	November	C	Krystofer Kolanos
2007-08	January	C	Peter Mueller

*NHL Rookie of the Month began in the 1983-84 season

HOME ATTENDANCE

SEASON	GAMES	TOTAL	AVERAGE	SEASON	GAMES	TOTAL	AVERAGE
1979-80	40	527,722	13,193	1995-96	41	463,961	11,316
1980-81	40	523,975	13,099	1996-97	41	639,087	15,587
1981-82	40	528,634	13,216	1997-98	41	631,621	15,405
1982-83	40	511,644	12,791	1998-99	41	637,467	15,548
1983-84	40	482,167	12,054	1999-00	41	614,644	14,991
1984-85	40	510,633	12,766	2000-01	41	583,194	14,224
1985-86	40	547,778	13,694	2001-02	41	539,770	13,165
1986-87	40	543,703	13,593	2002-03	41	542,404	13,229
1987-88	40	507,066	12,677	2003-04	41	634,152	15,467
1988-89	40	512,635	12,816	2005-06	41	638,871	15,582
1989-90	40	524,016	13,100	2006-07	41	614,519	14,988
1990-91	40	517,246	12,931	2007-08	41	607,538	14,818
1991-92	40	519,625	12,991	2008-09	41	609,507	14,866
1992-93	41	555,809	13,556	2009-10	41	491,558	11,989
1993-94	41	545,198	13,298	TOTALS	1200	16,417,966	13,682
1994-95	24	311,822	12,993				

COYOTES TEAM AWARD WINNERS

TEAM MVP

YEAR	POS	WINNER
1996-97	LW	Keith Tkachuk
1997-98	LW	Keith Tkachuk
1998-99	G	Nikolai Khabibulin
1999-00	C	Jeremy Roenick
2000-01	G	Sean Burke
2001-02	G	Sean Burke
2002-03	RW	Mike Johnson
2003-04	RW	Shane Doan
2005-06	G	Curtis Joseph
2006-07	RW	Shane Doan
2007-08	RW	Shane Doan
2008-09	LW	Shane Doan
2009-10	G	Ilya Bryzgalov

HARDEST WORKING PLAYER

YEAR	POS	WINNER
1996-97	RW	Dallas Drake
1997-98	RW	Dallas Drake
1998-99	RW	Rick Tocchet
1999-00	RW	Shane Doan
2000-01	C	Mike Sullivan
2001-02	RW	Shane Doan
2002-03	RW	Shane Doan
2003-04	D	Cale Hulse
2005-06	D	Keith Ballard
2006-07	D	Keith Ballard
2007-08	RW	Shane Doan
2008-09	D	Zbynek Michalek
2009-10	C	Vernon Fiddler

THREE-STAR AWARD

YEAR	POS	WINNER
1996-97	LW	Keith Tkachuk
1997-98	LW	Keith Tkachuk
1998-99	LW	Keith Tkachuk
1999-00	LW	Keith Tkachuk
2000-01	G	Sean Burke
2001-02	G	Sean Burke
2002-03	LW	Ladislav Nagy
2003-04	RW	Shane Doan
2005-06	G	Curtis Joseph
2006-07	RW	Shane Doan
2007-08	G	Ilya Bryzgalov
2008-09	LW	Shane Doan
2009-10	G	Ilya Bryzgalov

MAN OF THE YEAR

YEAR	POS	WINNER
1996-97	LW	Kris King
1997-98	LW	Jim McKenzie
1998-99	C	Jeremy Roenick
1999-00	C	Jeremy Roenick
2000-01	LW	Brad May
2001-02	RW	Landon Wilson
2002-03	RW	Landon Wilson
2003-04	RW	Shane Doan
	LW	Tyson Nash
2005-06	D	Keith Ballard
	RW	Fredrik Sjostrom
2006-07	LW	Josh Gratton
2007-08	D	Derek Morris
2008-09	D	Kurt Sauer
2009-10	D	Jim Vandermeer

LEADING SCORER

YEAR	POS	WINNER
1996-97	LW	Keith Tkachuk
1997-98	LW	Keith Tkachuk
1998-99	C	Jeremy Roenick
1999-00	C	Jeremy Roenick
2000-01	C	Jeremy Roenick
2001-02	C	Daymond Langkow
2002-03	RW	Mike Johnson
2003-04	RW	Shane Doan
2005-06	RW	Shane Doan
2006-07	RW	Shane Doan
2007-08	RW	Shane Doan
2008-09	LW	Shane Doan
2009-10	RW	Wojtek Wolski

BETH CHAMPIE MEMORIAL AWARD

PRESENTED BY THE COYOTES BOOSTER CLUB

YEAR	POS	WINNER
2007-08	D	Derek Morris
2008-09	LW	Shane Doan
2009-10	D	Keith Yandle

HOCKEY HALL OF FAME

HHOF MEMBER	YEAR INDUCTED	FRANCHISE AFFILIATION
Bobby Hull	1983 as Player	Player, 1979-80
Wayne Gretzky	1999 as Player	Managing Partner-Head Coach, 2001-2009
Dale Hawerchuk	2001 as Player	Player, 1981-82 to 1989-90
Mike Gartner	2001 as Player	Player, 1996-97 to 1997-98
Grant Fuhr	2003 as Player	Goaltending Coach, 2004-2010
Cliff Fletcher	2004 as Builder	Senior Executive VP, 2001-2007
Paul Coffey	2004 as Player	Special Teams Consultant, 2002-2005
Brett Hull	2009 as Player	Player, 2005-06

OLYMPIC GAMES

YEAR	POS.	PLAYER	COUNTRY	FINISH	YEAR	POS.	PLAYER	COUNTRY	FINISH
1980	C	Dave Christian	USA	Gold	1994	LW	Ravil Gusmanov	Russia	4th
	LW	Bengt Lundholm	Sweden	Bronze	1998	LW	Keith Tkachuk	USA	6th
	D	Don Spring	Canada	6th		C	Jeremy Roenick	USA	6th
	D	Tim Watters	Canada	6th		D	Teppo Numminen	Finland	Bronze
1984	LW	Anssi Melametsa	Finland	6th	2002	C	Juha Ylonen	Finland	Bronze
	G	Marc Behrend	USA	7th		D	Danny Markov	Russia	Bronze
1988	D	Tim Watters	Canada	4th		D	Teppo Numminen	Finland	6th
	D	Teppo Numminen	Finland	Silver		D	Ossi Vaananen	Finland	6th
1992	D	Guy Gosselin	USA	7th	2006	C	Michal Handzus	Slovakia	13th
	LW	Petri Skriko	Finland	7th		RW	Shane Doan	Canada	7th
	G	Nikolai Khabibulin	Russia	Gold		D	Dennis Seidenberg	Germany	9th
	D	Sergei Bautin	Russia	Gold		G	Ilya Bryzgalov	Russia	7th
	LW	Evgeny Davydov	Russia	Gold	2010	D	Sami Lepisto	Finland	Bronze
	C	Alexei Zhamnov	Russia	Gold		D	Zbynek Michalek	Czech Republic	5th
	LW	Keith Tkachuk	USA	4th					
	D	Moe Mantha	USA	4th					
	RW	Teemu Selanne	Finland	7th					
	RW	Hannu Jarvenpaa	Finland	7th					

OPENING GAMES

SEASON OPENERS

SEASON	SITE	DATE	OPP.	RESULT
1979-80	Road	Oct. 10	at Pittsburgh	4-2 L
1980-81	Road	Oct. 10	at Washington	4-1 L
1981-82	Home	Oct. 6	vs Toronto	6-1 L
1982-83	Home	Oct. 6	vs Minnesota	5-4 L
1983-84	Home	Oct. 5	vs Detroit	6-6 T
1984-85	Home	Oct. 14	vs Toronto	5-2 W
1985-86	Road	Oct. 10	at Edmonton	4-3 L
1986-87	Home	Oct. 9	vs Buffalo	3-2 W
1987-88	Road	Oct. 10	at Calgary	5-1 W
1988-89	Road	Oct. 6	at Vancouver	2-2 T
1989-90	Home	Oct. 6	vs NY Rangers	4-1 L
1990-91	Home	Oct. 4	vs Toronto	7-1 W
1991-92	Home	Oct. 4	vs Los Angeles	6-3 L
1992-93	Home	Oct. 6	vs Detroit	4-1 W
1993-94	Home	Oct. 6	vs Washington	6-4 W

SEASON	SITE	DATE	OPP.	RESULT
1994-95	Home	Jan. 20	vs Calgary	3-3 T
1995-96	Home	Oct. 7	vs Dallas	7-5 W
1996-97	Road	Oct. 5	at Hartford	1-0 L
1997-98	Home	Oct. 1	vs Chicago	6-2 W
1998-99	Home	Oct. 11	vs Ottawa	4-1 L
1999-00	Road	Oct. 2	at St. Louis	2-1 W
2000-01	Home	Oct. 5	vs St. Louis	4-1 W
2001-02	Road	Oct. 4	at Los Angeles	2-2 T
2002-03	Road	Oct. 9	at Los Angeles	4-1 L
2003-04	Home	Oct. 10	vs St. Louis	2-1 W
2005-06	Road	Oct. 5	at Vancouver	3-2 L
2006-07	Home	Oct. 5	vs NY Islanders	6-3 W
2007-08	Home	Oct. 4	vs St. Louis	3-2 W
2008-09	Home	Oct. 11	vs Columbus	3-1 W
2009-10	Road	Oct. 3	at Los Angeles	6-3 W

RECORD: 15-11-4-0

HOME OPENERS

SEASON	DATE	OPPONENT	RESULT
1979-80	Oct. 14	vs Colorado	4-2 W
1980-81	Oct. 17	vs Chicago	6-2 W
1981-82	Oct. 6	vs Toronto	6-1 L
1982-83	Oct. 6	vs Minnesota	5-4 L
1983-84	Oct. 5	vs Detroit	6-6 T
1984-85	Oct. 14	vs Toronto	5-2 W
1985-86	Oct. 13	vs Quebec	5-2 L
1986-87	Oct. 9	vs Buffalo	3-2 W
1987-88	Oct. 12	vs Calgary	3-2 W
1988-89	Oct. 14	vs Vancouver	4-3 W
1989-90	Oct. 6	vs NY Rangers	4-1 L
1990-91	Oct. 4	vs Toronto	7-1 W
1991-92	Oct. 4	vs Los Angeles	6-3 L
1992-93	Oct. 6	vs Detroit	4-1 W
1993-94	Oct. 6	vs Washington	6-4 W

SEASON	DATE	OPPONENT	RESULT
1994-95	Jan. 20	vs Calgary	3-3 T
1995-96	Oct. 7	vs Dallas	7-5 W
1996-97	Oct. 10	vs San Jose	4-1 W
1997-98	Oct. 1	vs Chicago	6-2 W
1998-99	Oct. 11	vs Ottawa	4-1 L
1999-00	Oct. 5	vs Anaheim	4-0 W
2000-01	Oct. 5	vs St. Louis	4-1 W
2001-02	Oct. 13	vs Washington	5-2 W
2002-03	Oct. 12	vs Dallas	5-2 L
2003-04	Oct. 10	vs St. Louis	2-1 W
2005-06	Oct. 8	vs Minnesota	2-1 W
2006-07	Oct. 5	vs NY Islanders	6-3 W
2007-08	Oct. 4	vs St. Louis	3-2 W
2008-09	Oct. 11	vs Columbus	3-1 W
2009-10	Oct. 10	vs Columbus	2-0 L

RECORD: 20-8-2-0

ROAD OPENERS

SEASON	DATE	OPPONENT	RESULT
1979-80	Oct. 10	at Pittsburgh	4-2 L
1980-81	Oct. 10	at Washington	4-1 L
1981-82	Oct. 14	at Edmonton	4-2 W
1982-83	Oct. 9	at Detroit	8-0 W
1983-84	Oct. 12	at Pittsburgh	4-3 W
1984-85	Oct. 17	at Calgary	7-4 L
1985-86	Oct. 10	at Edmonton	4-3 L
1986-87	Oct. 16	at Hartford	4-4 T
1987-88	Oct. 10	at Calgary	5-1 W
1988-89	Oct. 6	at Vancouver	2-2 T
1989-90	Oct. 10	at Pittsburgh	5-1 L
1990-91	Oct. 6	at Edmonton	3-3 T
1991-92	Oct. 10	at San Jose	5-4 W
1992-93	Oct. 8	at San Jose	4-3 L
1993-94	Oct. 9	at Dallas	3-3 T

SEASON	DATE	OPPONENT	RESULT
1994-95	Jan. 25	at San Jose	4-0 L
1995-96	Oct. 11	at NY Rangers	6-4 L
1996-97	Oct. 5	at Hartford	1-0 L
1997-98	Oct. 3	at St. Louis	7-2 L
1998-99	Oct. 22	at Dallas	2-1 L
1999-00	Oct. 2	at St. Louis	2-1 W
2000-01	Oct. 12	at San Jose	2-1 L
2001-02	Oct. 4	at Los Angeles	2-2 T
2002-03	Oct. 9	at Los Angeles	4-1 L
2003-04	Oct. 12	at Anaheim	2-0 W
2005-06	Oct. 5	at Vancouver	3-2 L
2006-07	Oct. 9	at Columbus	5-1 L
2007-08	Oct. 10	at Columbus	3-0 L
2008-09	Oct. 12	at Anaheim	4-2 W
2009-10	Oct. 3	at Los Angeles	6-3 W

RECORD: 9-16-5-0

FRANCHISE FIRSTS

FIRST GAME

Home: vs Colorado, Oct. 14, 1979

Road: at Pittsburgh, Oct. 10, 1979

FIRST STARTING LINE UP

Goaltender: Gary Smith

Defensemen: Lars-Erik Sjoberg, Craig Norwich

Center: Peter Sullivan

Left Wing: Morris Lukowich

Right Wing: Willy Lindstrom

FIRST WIN

Home: vs Colorado (4-2), Oct. 14, 1979

Road: at Quebec (5-2), Oct. 31, 1979

FIRST LOSS

Home: vs Detroit (5-1), Oct. 17, 1979

Road: at Pittsburgh (4-2), Oct. 10, 1979

FIRST TIE

Home: vs St. Louis (2-2), Oct. 28, 1979

Road: at Minnesota (4-4), Dec. 1, 1979

FIRST GOAL

Home: Peter Sullivan (5:50 of 1st period) vs Colorado, Oct. 14, 1979

Road: Morris Lukowich (13:34 of 3rd period) vs Pittsburgh, Oct. 10, 1979

FIRST ASSISTS

Home: Willy Lindstrom, Lars Sjoberg (5:50 of 1st period) vs Colorado, Oct. 14, 1979

Road: Peter Marsh, Barry Melrose (13:34 of 3rd period) at Pittsburgh, Oct. 10, 1979

FIRST MINOR PENALTY

Home: Gary Smith, slashing (0:33 of 1st period) vs Colorado, Oct. 14, 1979

Road: Hilliard Graves, slashing (3:19 of 1st period) at Pittsburgh, Oct. 10, 1979

FIRST MAJOR PENALTY

Home: Peter Marsh (14:23 of 2nd period) vs Detroit, Oct. 17, 1979

Road: Barry Melrose (18:23 of 1st period) vs Colorado, Oct. 20, 1979

FIRST MISCONDUCT PENALTY

Home: Peter Marsh (14:23 of 2nd period) vs Detroit, Oct. 17, 1979

Road: Jimmy Mann (11:15 of 3rd period) vs Atlanta, Nov. 6, 1979

FIRST POWER PLAY GOAL

Home: Jude Drouin (18:30 of 2nd period) vs Colorado, Oct. 14, 1979

Road: Peter Sullivan (15:56 of 3rd period) at Pittsburgh, Oct. 10, 1979

FIRST SHORTHANDED GOAL

Home: Lars-Erik Sjoberg (4:30 of 2nd period) vs Vancouver, Nov. 24, 1979

Road: Jude Drouin (5:33 of 1st period) at Minnesota, Dec. 1, 1979

FIRST GAME WINNING GOAL

Home: Jude Drouin (18:30 of 2nd period) vs Colorado, Oct. 14, 1979

Road: Ron Wilson (8:33 of 2nd period) at Quebec, Oct. 31, 1979

FIRST GOAL ALLOWED

Home: Barry Beck (against Gary Smith at 3:39 of 1st period)
vs Colorado, Oct. 14, 1979

Road: Greg Malone (against Gary Smith at 2:04 of 2nd period)
at Pittsburgh, Oct. 10, 1979

FIRST WIN BY A GOALTENDER

Home: Gary Smith vs Colorado (4-2), Oct. 14, 1979

Road: Gary Smith at Quebec (5-2), Oct. 31, 1979

FIRST LOSS BY A GOALTENDER

Home: Pierre Hamel vs Detroit (5-1), Oct. 17, 1979

Road: Gary Smith at Pittsburgh (4-2), Oct. 10, 1979

FIRST SHUTOUT FOR

Home: Markus Mattsson (27 saves) vs Hartford (7-0), Mar. 26, 1980

Road: Markus Mattsson (20 saves) vs NY Islanders (0-0), Feb. 12, 1980

FIRST SCORELESS GAME

Home: vs. Dallas (Ilya Bryzgalov and Marty Turco), Jan. 10, 2009*

Road: at NY Islanders (Markus Mattsson and Glenn Resch), Feb. 12, 1980

FIRST 2-GOAL GAME

Home: Craig Norwich vs Colorado, Oct. 14, 1979

Road: Peter Sullivan vs Quebec, Oct. 31, 1979

FIRST HAT TRICK

Home: Willy Lindstrom (3 goals) vs Montreal, Dec. 15, 1979

Road: Dave Christian (3 goals) at NY Rangers, Feb. 12, 1981

FIRST PENALTY SHOT

Home: Peter Sullivan vs Minnesota (against Gary Edwards at 9:16 of 3rd period),
Oct. 19, 1979 (failed)

Road: Brent Ashton at Vancouver (against Kirk McLean at 19:40 of 1st period),
Dec. 11, 1988 (scored)

**Phoenix won 1-0 in a shootout (no goals scored in regulation or overtime)*

COYOTES FIRSTS

FIRST GAME

Home: vs San Jose, Oct. 10, 1996

Road: at Hartford, Oct. 5, 1996

FIRST STARTING LINE UP

Goaltender: Nikolai Khabibulin

Defensemen: Brad McCrimmon, Jim Johnson

Center: Keith Tkachuk

Left Wing: Jim McKenzie

Right Wing: Shane Doan

FIRST WIN

Home: vs San Jose (4-1), Oct. 10, 1996

Road: at Boston (5-2), Oct. 7, 1996

FIRST LOSS

Home: vs Edmonton (6-3), Oct. 14, 1996

Road: at Hartford (1-0), Oct. 5, 1996

FIRST TIE

Home: vs Florida (1-1), Oct. 20, 1996

Road: at Colorado (3-3), Oct. 11, 1997

FIRST GOAL

Home: Kris King (19:34 of 1st period) vs San Jose, Oct. 10, 1996

Road: Mike Gartner (7:11 of 1st period) at Boston, Oct. 7, 1996

FIRST ASSIST

Home: Brad McCrimmon, Darrin Shannon (19:34 of 1st period) vs San Jose, Oct. 10, 1996

Road: Keith Tkachuk (7:11 of 1st period) at Boston, Oct. 7, 1996

FIRST MINOR PENALTY

Home: Mike Gartner, high sticking (4:49 of 1st period) vs San Jose, Oct. 10, 1996

Road: Nikolai Khabibulin, delay of game (3:50 of 1st period) at Hartford, Oct. 5, 1996

FIRST MAJOR PENALTY

Home: Jim McKenzie, fighting (18:22 of 2nd period) vs San Jose, Oct. 10, 1996

Road: Darrin Shannon, fighting (13:47 of 3rd period) at Boston, Oct. 7, 1996

FIRST MISCONDUCT PENALTY

Home: Dallas Drake (7:58 of 1st period) vs Montreal, Nov. 3, 1996

Road: Kris King (16:06 of 1st period) at St. Louis, Nov. 21, 1996

FIRST POWER PLAY GOAL

Home: Mike Gartner (7:41 of 2nd period) vs San Jose, Oct. 10, 1996

Road: Dallas Drake (4:00 of 2nd period) at Toronto, Oct. 26, 1996

FIRST SHORTHANDED GOAL

Home: Keith Tkachuk (19:06 of 3rd period) vs Anaheim, Oct. 12, 1996

Road: Oleg Tverdovsky (10:50 of 3rd period) at NY Islanders, Dec. 10, 1996

FIRST GAME WINNING GOAL

Home: Mike Gartner (7:41 of 2nd period) vs San Jose, Oct. 10, 1996

Road: Oleg Tverdovsky (9:00 of 1st period) at Boston, Oct. 7, 1996

FIRST GOAL ALLOWED

Home: Bernie Nicholls (against Nikolai Khabibulin at 19:29 of 2nd period) vs San Jose, Oct. 10, 1996

Road: Alexander Godynuk (against Nikolai Khabibulin at 2:48 of 2nd period) at Hartford, Oct. 5, 1996

FIRST WIN BY A GOALTENDER

Home: Nikolai Khabibulin vs San Jose (4-1), Oct. 10, 1996

Road: Nikolai Khabibulin at Boston (5-2), Oct. 7, 1996

FIRST LOSS BY A GOALTENDER

Home: Nikolai Khabibulin vs Edmonton (6-3), Oct. 14, 1996

Road: Nikolai Khabibulin at Hartford (1-0), Oct. 5, 1996

FIRST SHUTOUT FOR

Home: Nikolai Khabibulin (26 saves) vs Vancouver (4-0), Jan. 25, 1997

Road: Darcy Wakaluk (33 saves) at St. Louis (3-0), Dec. 5, 1996

FIRST SHUTOUT AGAINST

Home: Rick Tabaracci (21 saves) vs Tampa Bay (2-0), Feb. 4, 1997

Road: Sean Burke (30 saves) at Hartford (1-0), Oct. 5, 1996

FIRST SCORELESS GAME

Home: vs. Dallas (Ilya Bryzgalov and Marty Turco), Jan. 10, 2009*

Road: at Chicago (Zac Bierk and Michael Leighton), Jan. 8, 2003

FIRST 2-GOAL GAME

Home: Dallas Drake vs Montreal, Nov. 3, 1996

Road: Mike Gartner at Montreal, Oct. 28, 1996

FIRST HAT TRICK

Home: Keith Tkachuk (3 goals) vs New Jersey, Nov. 28, 1996

Road: Mike Gartner (3 goals) at Boston, Oct. 7, 1996

FIRST PENALTY SHOT

Home: Mike Hudson vs Detroit (against Chris Osgood at 8:36 of 3rd period), Nov. 18, 1996 (failed)

Road: Jeremy Roenick at Columbus (against Marc Denis at 17:06 of 2nd period), Feb. 28, 2001 (failed)

**Phoenix won 1-0 in a shootout (no goals scored in regulation or overtime)*

PLAYOFFS



2010 STANLEY CUP PLAYOFF RESULTS

Team Playoff Records

TEAM	GP	W	L	GF	GA	PCTG
Chicago	22	16	6	78	62	.727
Philadelphia	23	14	9	76	61	.609
Montreal	19	9	10	46	57	.474
San Jose	15	8	7	41	41	.533
Pittsburgh	13	7	6	72	38	.538
Boston	13	7	6	36	37	.538
Vancouver	12	6	6	43	41	.500
Detroit	12	5	7	43	33	.417
Washington	7	3	4	22	20	.429
Phoenix	7	3	4	18	26	.429
Buffalo	6	2	4	15	16	.333
Ottawa	6	2	4	19	24	.333
Colorado	6	2	4	11	19	.333
Los Angeles	6	2	4	18	25	.333
Nashville	6	2	4	15	17	.333
New Jersey	5	1	4	9	15	.200

Series Results

CONFERENCE QUARTERFINALS SCORE

SERIES A - Montreal defeated Washington	4-3
SERIES B - Philadelphia defeated New Jersey	4-1
SERIES C - Boston defeated Buffalo	4-2
SERIES D - Pittsburgh defeated Ottawa	4-2
SERIES E - San Jose defeated Colorado	4-2
SERIES F - Chicago defeated Nashville	4-2
SERIES G - Vancouver defeated Los Angeles	4-2
SERIES H - Detroit defeated Phoenix	4-3

CONFERENCE SEMIFINALS

SERIES I - Montreal defeated Pittsburgh	4-3
SERIES J - Philadelphia defeated Boston	4-3
SERIES K - San Jose defeated Detroit	4-1
SERIES L - Chicago defeated Vancouver	4-2

CONFERENCE FINALS

SERIES M - Philadelphia defeated Montreal	4-1
SERIES N - Chicago defeated San Jose	4-0

STANLEY CUP FINAL

SERIES O - Chicago defeated Philadelphia	4-2
--	-----

Playoff Scoring Leaders

Player	Team	GP	TOI/G	G	A	PTS	+/-	PIM	PP	SH	GW	S	PCTG
Danny Briere	Philadelphia	23	19:37	12	18	30	9	18	4	0	4	53	19.0
Jonathan Toews	Chicago	22	20:58	7	22	29	-1	4	5	0	3	58	12.1
Patrick Kane	Chicago	22	18:54	10	18	28	-2	6	1	1	1	64	15.6
Mike Richards	Philadelphia	23	21:45	7	16	23	-1	18	2	1	1	59	11.9
Patrick Sharp	Chicago	22	17:51	11	11	22	10	16	3	1	1	76	14.5
Claude Giroux	Philadelphia	23	18:44	10	11	21	7	4	3	0	2	47	21.3
*Ville Leino	Philadelphia	19	16:15	7	14	21	10	6	0	0	2	36	19.4
Michael Cammalleri	Montreal	19	20:40	13	6	19	-6	6	4	0	3	60	21.7
Sidney Crosby	Pittsburgh	13	23:31	6	13	19	6	6	1	0	1	41	14.6
Johan Franzen	Detroit	12	17:34	6	12	18	8	16	1	0	1	48	12.5
Chris Pronger	Philadelphia	23	29:03	4	14	18	5	36	3	0	0	41	9.8
Joe Pavelski	San Jose	15	21:31	9	8	17	6	6	5	0	3	65	13.8
Scott Harnell	Philadelphia	23	16:13	8	9	17	4	25	3	0	0	30	26.7
Duncan Keith	Chicago	22	28:11	2	15	17	2	10	0	0	0	61	3.3
Dustin Byfuglien	Chicago	22	16:15	11	5	16	-4	20	5	0	5	45	24.4
Dave Bolland	Chicago	22	18:39	8	8	16	6	30	2	2	1	35	22.9
Brian Gionta	Montreal	19	22:11	9	6	15	-6	14	4	0	1	70	12.9
Mikael Samuelsson	Vancouver	12	17:58	8	7	15	7	16	3	0	1	42	19.0
Henrik Zetterberg	Detroit	12	20:25	7	8	15	11	6	2	0	2	45	15.6
Marian Hossa	Chicago	22	18:25	3	12	15	7	25	0	0	1	73	4.1

Category Leaders

GOALS

Player	Team	GP	G
Mike Cammalleri	MTL	19	13
Danny Briere	PHI	23	12
Dustin Byfuglien	CHI	22	11
Patrick Sharp	CHI	22	11
Claude Giroux	PHI	23	10
Patrick Kane	CHI	22	10

ASSISTS

Player	Team	GP	A
Jonathan Toews	CHI	22	22
Patrick Kane	CHI	22	18
Danny Briere	PHI	23	18
Mike Richards	PHI	23	16
Duncan Keith	CHI	22	15

GAME-WINNING GOALS

Player	Team	GP	GWG
Dustin Byfuglien	CHI	22	5
Danny Briere	PHI	23	4
Miroslav Satan	BOS	13	3
Joe Pavelski	SJ	15	3
Mike Cammalleri	MTL	19	3
Jonathan Toews	CHI	22	3

SHOTS

Player	Team	GP	S
Patrick Sharp	CHI	22	76
Marian Hossa	CHI	22	73
Brian Gionta	MTL	19	70
Joe Pavelski	SJ	15	65
Patrick Kane	CHI	22	64

OVERTIME GOALS

Player	TEAM	GP	OT
18 PLAYERS TIED WITH 1			

PLUS/MINUS

Player	Team	GP	+/-
Brian Campbell	CHI	19	11
Henrik Zetterberg	DET	12	11
Ville Leino	PHI	19	10
Patrick Sharp	CHI	22	10
Tom Poti	WSH	6	9
Alexander Edler	VAN	12	9
Niklas Hjalmarsson	CHI	22	9
Danny Briere	PHI	23	9

2010 PLAYOFF TEAM RECORDS

OVERALL

TEAM	GP	W	L	GF	GA
CHICAGO	22	16	6	78	62
PHILADELPHIA	23	14	9	76	61
MONTREAL	19	9	10	46	57
SAN JOSE	15	8	7	41	41
PITTSBURGH	13	7	6	42	38
BOSTON	13	7	6	36	37
VANCOUVER	12	6	6	43	41
DETROIT	12	5	7	43	33
WASHINGTON	7	3	4	22	20
PHOENIX	7	3	4	18	26
BUFFALO	6	2	4	15	16
OTTAWA	6	2	4	19	24
COLORADO	6	2	4	11	19
LOS ANGELES	6	2	4	18	25
NASHVILLE	6	2	4	15	17
NEW JERSEY	5	1	4	9	15

HOME

TEAM	GP	W	L	GF	GA
PHILADELPHIA	11	9	2	40	24
CHICAGO	11	8	3	36	33
BOSTON	7	5	2	20	20
SAN JOSE	8	5	3	25	20
MONTREAL	8	4	4	20	23
PITTSBURGH	7	3	4	20	22
BUFFALO	3	2	1	9	7
DETROIT	5	2	3	17	14
VANCOUVER	6	2	4	19	24
NEW JERSEY	3	1	2	6	8
COLORADO	3	1	2	4	7
LOS ANGELES	3	1	2	11	13
NASHVILLE	3	1	2	7	9
WASHINGTON	4	1	3	10	12
PHOENIX	4	1	3	9	19
OTTAWA	3	0	3	9	15
Totals	89	46	43	262	270

ROAD

TEAM	GP	W	L	GF	GA
CHICAGO	11	8	3	42	29
MONTREAL	11	5	6	26	34
PHILADELPHIA	12	5	7	36	37
PITTSBURGH	6	4	2	22	16
VANCOUVER	6	4	2	24	17
DETROIT	7	3	4	26	19
SAN JOSE	7	3	4	16	21
OTTAWA	3	2	1	10	9
WASHINGTON	3	2	1	12	8
PHOENIX	3	2	1	9	7
BOSTON	6	2	4	16	17
COLORADO	3	1	2	7	12
LOS ANGELES	3	1	2	7	12
NASHVILLE	3	1	2	8	8
NEW JERSEY	2	0	2	3	7
BUFFALO	3	0	3	6	9
Totals	89	43	46	270	262

ALL-TIME PLAYOFF SERIES

DATE	OPPONENT	RESULT	GWG	GOALTENDERS	ATTEN.
1982 PLAYOFFS					
April 7	St. Louis at Winnipeg	3-4 L	Lapointe	Staniowski/Liut	13,081
April 8	St. Louis at Winnipeg	5-2 W	MacLean	Soetaert/Liut	14,371
April 10	Winnipeg at St. Louis	3-6 L	Crombeen	Soetaert/Liut	13,827
April 11	Winnipeg at St. Louis	2-8 L	Sutter	Staniowski/Liut	12,676

ST. LOUIS WON BEST OF FIVE SERIES 3-1

1983 PLAYOFFS

April 6	Winnipeg at Edmonton	3-6 L	Gretzky	Hayward-Soetaert/Moog	17,498
April 7	Winnipeg at Edmonton	3-4 L	Messier	Hayward/Moog	17,498
April 9	Edmonton at Winnipeg	3-4 L	Linesman	Hayward/Moog	11,346

EDMONTON WON BEST OF FIVE SERIES 3-0

1984 PLAYOFFS

April 4	Winnipeg at Edmonton	2-9 L	Coffey	Soetaert-Veisor/Fuhr	17,197
April 5	Winnipeg at Edmonton	4-5 L (OT)	Gregg	Behrend/Fuhr	17,390
April 7	Edmonton at Winnipeg	1-4 L	Semenko	Behrend/Fuhr	12,497

EDMONTON WON BEST OF FIVE SERIES 3-0

1985 PLAYOFFS

April 10	Calgary at Winnipeg	5-4 W (OT)	Mullen	Hayward/Lemelin	14,794
April 11	Calgary at Winnipeg	5-2 W	Arniel	Hayward/Lemelin	14,335
April 13	Winnipeg at Calgary	0-4 L	Otto	Hayward-Behrend/Lemelin	16,683
April 14	Winnipeg at Calgary	5-3 W	Wilson	Behrend/Lemelin	16,798

WINNIPEG WON BEST OF FIVE SERIES 3-1

April 18	Winnipeg at Edmonton	2-4 L	Coffey	Behrend/Fuhr	16,236
April 20	Winnipeg at Edmonton	2-5 L	Coffey	Hayward/Fuhr	16,942
April 23	Edmonton at Winnipeg	4-5 L	Gretzky	Hayward/Fuhr	15,418
April 25	Edmonton at Winnipeg	3-8 L	Kurri	Hayward-Behrend/Fuhr	15,519

EDMONTON WON BEST OF SEVEN SERIES 4-0

1986 PLAYOFFS

April 9	Winnipeg at Calgary	1-5 L	Mullen	Bouchard-Hayward/Vernon	16,762
April 10	Winnipeg at Calgary	4-6 L	Tonelli	Hayward-Behrend/Vernon	16,762
April 12	Calgary at Winnipeg	3-4 L (OT)	McDonald	Berthiaume/Vernon	8,123

CALGARY WON BEST OF FIVE SERIES 3-0

1987 PLAYOFFS

April 8	Winnipeg at Calgary	4-2 W	Marois	Berthiaume/Lemelin	16,798
April 9	Winnipeg at Calgary	3-2 W	Steen	Berthiaume/Vernon	16,798
April 11	Calgary at Winnipeg	2-3 L (OT)	Bullard	Berthiaume/Vernon	14,958
April 12	Calgary at Winnipeg	4-3 W	Hamel	Berthiaume/Vernon	14,174
April 14	Winnipeg at Calgary	3-4 L	Mullen	Berthiaume/Vernon	16,798
April 16	Calgary at Winnipeg	6-1 W	Hamel	Berthiaume/Vernon-Lemelin	15,517

WINNIPEG WON BEST OF SEVEN SERIES 4-2

April 21	Winnipeg at Edmonton	2-3 L (OT)	Anderson	Berthiaume/Fuhr	17,356
April 23	Winnipeg at Edmonton	3-5 L	Lemay	Reddick/Fuhr	17,468
April 25	Edmonton at Winnipeg	2-5 L	Kurri	Reddick/Fuhr	15,556
April 27	Edmonton at Winnipeg	2-4 L	Ruotsalainen	Berthiaume-Reddick/Fuhr	14,460

EDMONTON WON BEST OF SEVEN SERIES 4-0

1988 PLAYOFFS

April 6	Winnipeg at Edmonton	4-7 L	Simpson	Berthiaume/Fuhr	17,054
April 7	Winnipeg at Edmonton	2-3 L	Simpson	Berthiaume/Fuhr	16,843
April 9	Edmonton at Winnipeg	6-4 W	Gilhen	Berthiaume/Fuhr	12,813
April 10	Edmonton at Winnipeg	3-5 L	Lacombe	Berthiaume/Fuhr	12,491
April 12	Winnipeg at Edmonton	2-6 L	Kurri	Berthiaume/Fuhr	16,829

EDMONTON WON BEST OF SEVEN SERIES 4-1

ALL-TIME PLAYOFF SERIES

DATE	OPPONENT	RESULT	GWG	GOALTENDERS	ATTEN.
------	----------	--------	-----	-------------	--------

1990 PLAYOFFS

April 4	Winnipeg at Edmonton	7-5 W	Ashton	Essensa/Ranford	16,423
April 6	Winnipeg at Edmonton	2-3 L (OT)	Lamb	Beauregard/Ranford	17,410
April 8	Edmonton at Winnipeg	2-1 W	Hawerchuk	Essensa/Ranford	15,547
April 10	Edmonton at Winnipeg	4-3 W (2OT)	Ellett	Essensa-Beauregard/Ranford	15,572
April 12	Winnipeg at Edmonton	3-4 L	Messier	Beauregard/Ranford	17,503
April 14	Edmonton at Winnipeg	3-4 L	Kurri	Essensa/Ranford	15,567
April 16	Winnipeg at Edmonton	1-4 L	Kurri	Beauregard/Ranford	17,503

EDMONTON WON BEST OF SEVEN SERIES 4-3**1992 PLAYOFFS**

April 18	Winnipeg at Vancouver	3-2 W	Olczyk	Tabaracci/McLean	16,123
April 20	Winnipeg at Vancouver	2-3 L	Lumme	Tabaracci/McLean	16,123
April 22	Vancouver at Winnipeg	4-2 W	DeBlois	Tabaracci/McLean	13,393
April 24	Vancouver at Winnipeg	3-1 W	Housley	Tabaracci/McLean	15,568
April 26	Winnipeg at Vancouver	2-8 L	Babych	Tabaracci-Essensa/McLean	16,123
April 28	Vancouver at Winnipeg	3-8 L	Linden	Tabaracci/McLean	14,941
April 30	Winnipeg at Vancouver	0-5 L	Fergus	Tabaracci/McLean	16,123

VANCOUVER WON BEST OF SEVEN SERIES 4-3**1993 PLAYOFFS**

April 19	Winnipeg at Vancouver	2-4 L	Linden	Essensa/McLean	15,918
April 21	Winnipeg at Vancouver	2-3 L	Bure	Essensa/McLean	15,729
April 23	Vancouver at Winnipeg	5-4 W	Selanne	Essensa/McLean	15,569
April 25	Vancouver at Winnipeg	1-3 L	Momesso	Essensa/McLean	15,567
April 27	Winnipeg at Vancouver	4-3 W (OT)	Selanne	Essensa/McLean	16,150
April 29	Vancouver at Winnipeg	3-4 L (OT)	Adams	Essensa/McLean	15,569

VANCOUVER WON BEST OF SEVEN SERIES 4-2**1996 PLAYOFFS**

April 17	Winnipeg at Detroit	1-4 L	Fetisov	Khabibulin/Osgood	19,983
April 19	Winnipeg at Detroit	0-4 L	Coffey	Khabibulin/Osgood	19,983
April 21	Detroit at Winnipeg	4-1 W	Kilger	Khabibulin/Vernon	15,566
April 23	Detroit at Winnipeg	1-6 L	Larionov	Khabibulin/Vernon	15,567
April 26	Winnipeg at Detroit	3-1 W	Manson	Khabibulin/Osgood	19,983
April 28	Detroit at Winnipeg	1-4 L	Kozlov	Khabibulin/Vernon	15,567

DETROIT WON BEST OF SEVEN SERIES 4-2**1997 PLAYOFFS**

April 16	Phoenix at Anaheim	2-4 L	Selanne	Khabibulin/Hebert	17,174
April 18	Phoenix at Anaheim	2-4 L	Daigneault	Khabibulin/Hebert	17,174
April 20	Anaheim at Phoenix	4-1 W	Shannon	Khabibulin/Hebert	16,210
April 22	Anaheim at Phoenix	2-0 W	Corkum	Khabibulin/Hebert-Shtalenkov	16,210
April 24	Phoenix at Anaheim	5-2 W	Numminen	Khabibulin/Hebert	17,174
April 27	Anaheim at Phoenix	2-3 L (OT)	Kariya	Khabibulin/Hebert	16,210
April 29	Phoenix at Anaheim	0-3 L	Karpa	Khabibulin/Hebert	17,174

ANAHEIM WON BEST OF SEVEN SERIES 4-3**1998 PLAYOFFS**

April 22	Phoenix at Detroit	3-6 L	McCarty	Khabibulin-Waite/Osgood	19,983
April 24	Phoenix at Detroit	7-4 W	Roenick	Khabibulin/Osgood	19,983
April 26	Detroit at Phoenix	3-2 W	Roenick	Khabibulin/Osgood	16,210
April 28	Detroit at Phoenix	2-4 L	Macoun	Khabibulin-Waite/Osgood	16,210
April 30	Phoenix at Detroit	1-3 L	Kozlov	Waite/Osgood	19,983
May 3	Detroit at Phoenix	2-5 L	Shanahan	Waite/Osgood	16,210

DETROIT WON BEST OF SEVEN SERIES 4-2

ALL-TIME PLAYOFF SERIES

DATE	OPPONENT	RESULT	GWG	GOALTENDERS	ATTEN.
1999 PLAYOFFS					
April 22	St. Louis at Phoenix	1-3 L	Rivers	Khabibulin/Fuhr	16,210
April 24	St. Louis at Phoenix	4-3 W (OT)	Doan	Khabibulin/Fuhr	16,210
April 25	Phoenix at St. Louis	5-4 W	Doan	Khabibulin/Fuhr-McLennan	17,539
April 27	Phoenix at St. Louis	2-1 W	Drake	Khabibulin/Fuhr	19,529
April 30	St. Louis at Phoenix	1-2 L (OT)	Young	Khabibulin/Fuhr	16,210
May 2	Phoenix at St. Louis	3-5 L	Finley	Khabibulin/Fuhr	16,629
May 4	St. Louis at Phoenix	0-1 L (OT)	Turgeon	Khabibulin/Fuhr	16,210

ST. LOUIS WON BEST OF SEVEN SERIES 4-3

2000 PLAYOFFS

April 13	Phoenix at Colorado	3-6 L	Ozolinsh	Burke/Roy	18,007
April 15	Phoenix at Colorado	1-3 L	Tanguay	Burke/Roy	18,007
April 17	Colorado at Phoenix	2-4 L	Deadmarsh	Burke/Roy	16,210
April 19	Colorado at Phoenix	3-2 W	Renberg	Burke/Roy	16,210
April 21	Phoenix at Colorado	1-2 L	Forsberg	Burke/Roy	18,007

COLORADO WON BEST OF SEVEN SERIES 4-1

2002 PLAYOFFS

April 17	Phoenix at San Jose	1-2 L	Marleau	Burke/Nabokov	17,496
April 20	Phoenix at San Jose	3-1 W	Briere	Burke/Nabokov	17,496
April 22	San Jose at Phoenix	1-4 L	Graves	Burke/Nabokov	16,210
April 24	San Jose at Phoenix	1-2 L	Ricci	Burke/Nabokov	16,210
April 26	Phoenix at San Jose	1-4 L	Graves	Burke/Nabokov	17,496

SAN JOSE WON BEST OF SEVEN SERIES 4-1

2010 PLAYOFFS

April 14	Detroit at Phoenix	3-2 W	Morris	Bryzgalov/Howard	17,125
April 16	Detroit at Phoenix	4-7 L	Zetterberg	Bryzgalov/Howard	17,386
April 18	Phoenix at Detroit	4-2 W	Prucha	Bryzgalov/Howard	20,066
April 20	Phoenix at Detroit	0-3 L	Zetterberg	Bryzgalov/Howard	20,066
April 23	Detroit at Phoenix	1-4 L	Holmstrom	Bryzgalov/Howard	17,458
April 25	Phoenix at Detroit	5-2 W	Vrbata	Bryzgalov/Howard	20,066
April 27	Detroit at Phoenix	1-6 L	Datsyuk	Bryzgalov/Howard	17,543

DETROIT WON BEST OF SEVEN SERIES 4-3

ALL-TIME PLAYOFF SERIES

SEASON	SERIES	GAMES	RESULT
1979-80	Did not qualify for playoffs		
1980-81	Did not qualify for playoffs		
1981-82	Norris Division Semifinals	1-3	Lost to St. Louis
1982-83	Smythe Division Semifinals	0-3	Lost to Edmonton
1983-84	Smythe Division Semifinals	0-3	Lost to Edmonton
1984-85	Smythe Division Semifinals	3-1	Defeated Calgary
	Smythe Division Finals	0-4	Lost to Edmonton
1985-86	Smythe Division Semifinals	0-3	Lost to Calgary
1986-87	Smythe Division Semifinals	4-2	Defeated Calgary
	Smythe Division Finals	0-4	Lost to Edmonton
1987-88	Smythe Division Semifinals	1-4	Lost to Edmonton
1988-89	Did not qualify for playoffs		
1989-90	Smythe Division Semifinals	3-4	Lost to Edmonton
1991-92	Smythe Division Semifinals	3-4	Lost to Vancouver
1992-93	Smythe Division Semifinals	2-4	Lost to Vancouver
1993-94	Did not qualify for playoffs		

SEASON	SERIES	GAMES	RESULT
1994-95	Did not qualify for playoffs		
1995-96	Western Conference Quarterfinals	2-4	Lost to Detroit
1996-97	Western Conference Quarterfinals	3-4	Lost to Anaheim
1997-98	Western Conference Quarterfinals	2-4	Lost to Detroit
1998-99	Western Conference Quarterfinals	3-4	Lost to St. Louis
1999-00	Western Conference Quarterfinals	1-4	Lost to Colorado
2000-01	Did not qualify for playoffs		
2001-02	Western Conference Quarterfinals	1-4	Lost to San Jose
2002-03	Did not qualify for playoffs		
2003-04	Did not qualify for playoffs		
2005-06	Did not qualify for playoffs		
2006-07	Did not qualify for playoffs		
2007-08	Did not qualify for playoffs		
2008-09	Did not qualify for playoffs		
2009-10	Western Conference Quarterfinals	3-4	Lost to Detroit

PLAYOFF WIN/LOSS RECORD BY GAMES: 32-67

PLAYOFF WIN/LOSS RECORD BY SERIES: 2-17

SERIES RECORD IN FIRST ROUND:

2-15

SERIES RECORD IN SECOND ROUND:

0-2

SERIES RECORD IN THIRD ROUND

0-0

SERIES RECORD IN FINAL ROUND:

0-0

DIVISION CHAMPIONSHIPS:

0

CONFERENCE CHAMPIONSHIPS:

0

STANLEY CUP CHAMPIONSHIPS:

0

ALL-TIME PLAYOFF SCORING BY SEASON

1981-82 WINNIPEG JETS

PLAYER	GP	G	A	PTS	PIM
Dale Hawerchuk	4	1	7	8	5
Paul MacLean	4	3	2	5	20
Moe Mantha	4	1	3	4	16
Thomas Steen	4	0	4	4	2
Willy Lindstrom	4	2	1	3	2
Lucien Deblois	4	2	1	3	4
Dave Babych	4	1	2	3	29
Norm Dupont	4	2	0	2	0
Bengt Lundholm	4	1	1	2	2
Morris Lukowich	4	0	2	2	16
Tim Watters	4	0	1	1	8
Dave Christian	4	0	1	1	2
Don Spring	4	0	0	0	4
Jimmy Mann	3	0	0	0	7
Larry Hopkins	4	0	0	0	2
Serge Savard	4	0	0	0	2
Doug Smail	4	0	0	0	0
Tim Trimper	1	0	0	0	0
Rick Bowness	1	0	0	0	0

GOALTENDER	GP	MIN	GAA	W-L	SO	GA	SA	SV%
Doug Soetaert	2	120	4.00	1-1	0	8	62	.871
Ed Staniowski	2	120	6.00	0-2	0	12	42	.714

1982-83 WINNIPEG JETS

PLAYER	GP	G	A	PTS	PIM
Dale Hawerchuk	3	1	4	5	8
Moe Mantha	2	2	2	4	0
Ron Wilson	3	2	2	4	2
Paul MacLean	3	1	2	3	6
Norm Dupont	1	1	1	2	0
Thomas Steen	3	0	2	2	0
Bryan Maxwell	3	1	0	1	23
Brian Mullen	3	1	0	1	0
Laurie Boschman	3	0	1	1	12
Bengt Lundholm	3	0	1	1	2
Jimmy Mann	1	0	0	0	0
Doug Soetaert	1	0	0	0	0
Scott Arniel	2	0	0	0	0
Larry Hopkins	2	0	0	0	0
Don Spring	2	0	0	0	6
Dave Babych	3	0	0	0	0
Lucien Deblois	3	0	0	0	5
Brian Hayward	3	0	0	0	0
Dave Christian	3	0	0	0	0
Serge Savard	3	0	0	0	2
Doug Smail	3	0	0	0	6
Tim Watters	3	0	0	0	2

GOALTENDER	GP	MIN	GAA	W-L	SO	GA	SA	SV%
Doug Soetaert	1	20	0	0-0	0	0	10	1
Brian Hayward	3	160	5.25	0-3	0	14	84	0.833

ALL-TIME PLAYOFF SCORING BY SEASON

1983-84 WINNIPEG JETS

PLAYER	GP	G	A	PTS	PIM
Brian Mullen	3	0	3	3	6
Andrew McBain	3	2	0	2	0
Dale Hawerchuk	3	1	1	2	0
Dave Babych	3	1	1	2	0
Randy Carlyle	3	0	2	2	4
Paul MacLean	3	1	0	1	0
Moe Mantha	3	1	0	1	0
Tim Watters	3	1	0	1	2
Doug Smail	3	0	1	1	7
Tim Young	1	0	1	1	0
Laurie Boschman	3	0	1	1	5
Lucien Deblois	3	0	1	1	4
Thomas Steen	3	0	1	1	9
Scott Arniel	2	0	0	0	5
Jordy Douglas	1	0	0	0	2
Murray Eaves	2	0	0	0	2
Wade Campbell	3	0	0	0	7
Jim Kyte	3	0	0	0	11
Morris Lukowich	3	0	0	0	0
Robert Picard	3	0	0	0	12
Marc Behrend	2	0	0	0	0
Doug Soetaert	1	0	0	0	0
Mike Veisor	1	0	0	0	0

GOALTENDER	GP	MIN	GAA	W-L	SO	GA	SA	SV%
Marc Behrend	2	121	4.46	0-2	0	9	91	0.901
Mike Veisor	1	40	6	0-0	0	4	29	0.862
Doug Soetaert	1	20	15	0-1	0	5	19	0.737

1985-86 WINNIPEG JETS

PLAYER	GP	G	A	PTS	PIM
Mario Marois	3	1	4	5	6
Brian Mullen	3	1	2	3	6
Dale Hawerchuk	3	0	3	3	0
Ray Neufeld	3	2	0	2	10
Thomas Steen	3	1	1	2	4
Paul MacLean	2	1	0	1	7
Bill Derlago	3	1	0	1	0
Doug Smail	3	1	0	1	0
Laurie Boschman	3	0	1	1	6
Dave Ellett	3	0	1	1	0
Perry Turnbull	3	0	1	1	11
Marc Behrend	1	0	0	0	0
Daniel Berthiaume	1	0	0	0	0
Dan Bouchard	1	0	0	0	2
Dave Silk	1	0	0	0	2
Ron Wilson	1	0	0	0	0
Brian Hayward	2	0	0	0	0
Bengt Lundholm	2	0	0	0	2
Scott Arniel	3	0	0	0	12
Brad Berry	3	0	0	0	0
Bobby Dollas	3	0	0	0	2
Jim Kyte	3	0	0	0	12
Jim Nill	3	0	0	0	4
Peter Taglianetti	3	0	0	0	2

GOALTENDER	GP	MIN	GAA	W-L	SO	GA	SA	SV%
Marc Behrend	1	12	0	0-0	0	0	7	1
Daniel Berthiaume	1	68	3.53	0-1	0	4	43	0.907
Brian Hayward	2	68	5.29	0-1	0	6	31	0.806
Dan Bouchard	1	40	7.5	0-1	0	5	22	0.773

1984-85 WINNIPEG JETS

PLAYER	GP	G	A	PTS	PIM
Dave Babych	8	2	7	9	6
Paul MacLean	8	3	4	7	4
Ron Wilson	8	4	2	6	2
Randy Carlyle	8	1	5	6	13
Dave Ellett	8	1	5	6	4
Thomas Steen	8	2	3	5	17
Bengt Lundholm	5	2	2	4	8
Robert Picard	8	2	2	4	8
Dale Hawerchuk	3	2	1	3	4
Laurie Boschman	8	2	1	3	21
Doug Smail	8	2	1	3	4
Scott Arniel	8	1	2	3	9
Brian Mullen	8	1	2	3	4
Andrew McBain	7	1	0	1	0
Murray Eaves	2	0	1	1	0
Jim Nill	8	0	1	1	28
Perry Turnbull	8	0	1	1	26
Tim Watters	8	0	1	1	16
Peter Taglianetti	1	0	0	0	0
Marc Behrend	4	0	0	0	0
Wade Campbell	3	0	0	0	2
Tom Martin	3	0	0	0	2
Brian Hayward	6	0	0	0	0
Jim Kyte	8	0	0	0	14

GOALTENDER	GP	MIN	GAA	W-L	SO	GA	SA	SV%
Marc Behrend	4	179	3.35	1-1	0	10	96	0.896
Brian Hayward	6	309	4.47	2-4	0	23	156	0.853

1986-87 WINNIPEG JETS

PLAYER	GP	G	A	PTS	PIM
Dale Hawerchuk	10	5	8	13	4
Dave Ellett	10	0	8	8	2
Paul MacLean	10	5	2	7	16
Thomas Steen	10	3	4	7	8
Brian Mullen	9	4	2	6	0
Randy Carlyle	10	1	5	6	22
Fredrik Olausson	10	2	3	5	4
Laurie Boschman	10	2	3	5	30
Doug Smail	10	4	0	4	10
Mario Marois	10	1	3	4	23
Jim Kyte	10	0	4	4	36
Ron Wilson	10	1	2	3	0
Gilles Hamel	8	2	0	2	2
Ray Neufeld	8	1	1	2	30
Andrew McBain	9	0	2	2	10
Iain Duncan	7	0	2	2	6
Tim Watters	10	0	1	1	21
Brad Berry	7	0	1	1	14
Jim Nill	2	0	0	0	7
Steve Rooney	8	0	0	0	34
Perry Turnbull	1	0	0	0	10

GOALTENDER	GP	MIN	GAA	W-L	SO	GA	SA	SV%
Daniel Berthiaume	8	437	2.87	4-4	0	21	210	0.9
Eldon Reddick	3	166	3.61	0-2	0	10	73	0.863

ALL-TIME PLAYOFF SCORING BY SEASON

1987-88 WINNIPEG JETS

PLAYER	GP	G	A	PTS	PIM
Dale Hawerchuk	5	3	4	7	16
Andrew McBain	5	2	5	7	29
Thomas Steen	5	1	5	6	2
Ray Neufeld	5	2	2	4	6
Laurie Boschman	5	1	3	4	9
Mario Marois	5	0	4	4	6
Dave Ellett	5	1	2	3	10
Paul MacLean	5	2	0	2	23
Peter Taglianetti	5	1	1	2	12
Fredrik Olausson	5	1	1	2	0
Randy Carlyle	5	0	2	2	10
Doug Smail	5	1	0	1	22
Steve Rooney	5	1	0	1	33
Randy Gilhen	4	1	0	1	10
Iain Duncan	4	0	1	1	0
Paul Boutillier	5	0	0	0	15
Ron Wilson	1	0	0	0	2
Gilles Hamel	1	0	0	0	0
Mark Kumpel	4	0	0	0	4
Peter Douris	1	0	0	0	0
Brad Jones	1	0	0	0	0
Tim Watters	4	0	0	0	4

GOALTENDER	GP	MIN	GAA	W-L	SO	GA	SA	SV%
Daniel Berthiaume	5	300	5	1-4	0	25	154	0.838

1991-92 WINNIPEG JETS

PLAYER	GP	G	A	PTS	PIM
Thomas Steen	7	2	4	6	2
Fredrik Olausson	7	1	5	6	4
Phil Housley	7	1	4	5	0
Aaron Broten	7	2	2	4	12
Pat Elynuik	7	2	2	4	4
Evgeny Davydov	7	2	2	4	2
Keith Tkachuk	7	3	0	3	30
Ed Olczyk	6	2	1	3	4
Randy Carlyle	5	1	0	1	6
Lucien Deblois	5	1	0	1	2
Darrin Shannon	7	0	1	1	10
Phil Sykes	7	0	1	1	9
Bob Essensa	1	0	0	0	0
Doug Evans	1	0	0	0	2
Luciano Borsato	1	0	0	0	0
Kris Draper	2	0	0	0	0
Mike Hartman	2	0	0	0	2
Dean Kennedy	2	0	0	0	0
Shawn Cronin	4	0	0	0	6
Mike Eagles	7	0	0	0	8
Mike Lalor	7	0	0	0	19
Troy Murray	7	0	0	0	2
Teppo Numminen	7	0	0	0	0
Rick Tabaracci	7	0	0	0	0
Igor Ulanov	7	0	0	0	39

GOALTENDER	GP	MIN	GAA	W-L	SO	GA	SA	SV%
Rick Tabaracci	7	387	4.03	3-4	0	26	212	0.877
Bob Essensa	1	33	5.45	0-0	0	3	17	0.824

1989-90 WINNIPEG JETS

PLAYER	GP	G	A	PTS	PIM
Dale Hawerchuk	7	3	5	8	2
Thomas Steen	7	2	5	7	16
Pat Elynuik	7	2	4	6	2
Moe Mantha	7	1	5	6	2
Brent Ashton	7	3	1	4	2
Doug Evans	7	2	2	4	10
Greg Paslawski	7	1	3	4	0
Teppo Numminen	7	1	2	3	10
Dave Ellett	7	2	0	2	6
Paul Fenton	7	2	0	2	23
Mark Kumpel	7	2	0	2	2
Paul MacDermid	7	0	2	2	8
Fredrik Olausson	7	0	2	2	2
Doug Smail	5	1	0	1	0
Gord Donnelly	6	0	1	1	8
Dave McLlwain	7	0	1	1	2
Brad Berry	1	0	0	0	0
Laurie Boschman	2	0	0	0	2
Stephane Beauregard	4	0	0	0	0
Bob Essensa	4	0	0	0	0
Phil Sykes	4	0	0	0	0
Shawn Cronin	5	0	0	0	7
Peter Taglianetti	5	0	0	0	6

GOALTENDER	GP	MIN	GAA	W-L	SO	GA	SA	SV%
Stephane Beauregard	4	238	3.03	1-3	0	12	105	0.886
Bob Essensa	4	206	3.5	2-1	0	12	100	0.88

1992-93 WINNIPEG JETS

PLAYER	GP	G	A	PTS	PIM
Phil Housley	6	0	7	7	2
Teemu Selanne	6	4	2	6	2
Darrin Shannon	6	2	4	6	6
Keith Tkachuk	6	4	0	4	14
Thomas Steen	6	1	3	4	2
Stu Barnes	6	1	3	4	2
Andy Brickley	1	1	1	2	0
Kris King	6	1	1	2	4
Teppo Numminen	6	1	1	2	2
Mike Lalor	4	0	2	2	4
Fredrik Olausson	6	0	2	2	2
Alexei Zhamnov	6	0	2	2	2
Tie Domi	6	1	0	1	23
Luciano Borsato	6	1	0	1	4
Mike Eagles	5	0	1	1	6
Russ Romaniuk	1	0	0	0	0
John Druce	2	0	0	0	0
Bryan Erickson	3	0	0	0	0
Evgeny Davydov	4	0	0	0	0
Igor Ulanov	4	0	0	0	4
Bob Essensa	6	0	0	0	2
Dean Kennedy	6	0	0	0	2
Sergei Bautin	6	0	0	0	2

GOALTENDER	GP	MIN	GAA	W-L	SO	GA	SA	SV%
Bob Essensa	6	367	3.27	2-4	0	20	183	0.891

ALL-TIME PLAYOFF SCORING BY SEASON

1995-96 WINNIPEG JETS

PLAYER	GP	G	A	PTS	PIM
Dave Manson	6	2	1	3	30
Alexei Zhamnov	6	2	1	3	8
Craig Janney	6	1	2	3	0
Ed Olczyk	6	1	2	3	6
Keith Tkachuk	6	1	2	3	22
Igor Korolev	6	0	3	3	0
Chad Kilger	4	1	0	1	0
Norm Maciver	6	1	0	1	2
Darrin Shannon	6	1	0	1	6
Kris King	5	0	1	1	4
Craig Muni	6	0	1	1	2
Mike Eastwood	6	0	1	1	2
Oleg Tverdovsky	6	0	1	1	0
Jim McKenzie	1	0	0	0	2
Craig Mills	1	0	0	0	0
Dallas Drake	3	0	0	0	0
Iain Fraser	4	0	0	0	0
Jeff Finley	6	0	0	0	4
Teppo Numminen	6	0	0	0	2
Mike Stapleton	6	0	0	0	21
Nikolai Khabibulin	6	0	0	0	0
Shane Doan	6	0	0	0	6

GOALTENDER	GP	MIN	GAA	W-L	SO	GA	SA	SV%
Nikolai Khabibulin	6	359	3.18	2-4	0	19	214	0.911

1997-98 PHOENIX COYOTES

PLAYER	GP	G	A	PTS	PIM
Rick Tocchet	6	6	2	8	25
Jeremy Roenick	6	5	3	8	4
Oleg Tverdovsky	6	0	7	7	0
Keith Tkachuk	6	3	3	6	10
Cliff Ronning	6	1	3	4	4
Craig Janney	6	0	3	3	0
Murray Baron	6	0	2	2	6
Gerald Diduck	6	0	2	2	20
Mike Gartner	5	1	0	1	18
Bob Corkum	6	1	0	1	4
Shane Doan	6	1	0	1	6
Dallas Drake	4	0	1	1	2
Nikolai Khabibulin	4	0	1	1	0
Darrin Shannon	5	0	1	1	4
Norm Maciver	6	0	1	1	2
Mark Janssens	1	0	0	0	2
Jim McKenzie	1	0	0	0	0
Teppo Numminen	1	0	0	0	0
Jim Cummins	3	0	0	0	4
Jimmy Waite	4	0	0	0	0
Brad Isbister	5	0	0	0	2
Michel Petit	5	0	0	0	8
Keith Carney	6	0	0	0	4
Mike Stapleton	6	0	0	0	2

GOALTENDER	GP	MIN	GAA	W-L	SO	GA	SA	SV%
Jimmy Waite	4	171	3.86	0-3	0	11	97	0.887
Nikolai Khabibulin	4	185	4.22	2-1	0	13	106	0.877

1996-97 PHOENIX COYOTES

PLAYER	GP	G	A	PTS	PIM
Cliff Ronning	7	0	7	7	12
Keith Tkachuk	7	6	0	6	7
Teppo Numminen	7	3	3	6	0
Jeremy Roenick	6	2	4	6	4
Darrin Shannon	7	3	1	4	4
Bob Corkum	7	2	2	4	4
Mike Gartner	7	1	2	3	4
Craig Janney	7	0	3	3	4
Deron Quint	7	0	2	2	0
Dallas Drake	7	0	1	1	2
Oleg Tverdovsky	7	0	1	1	0
Murray Baron	1	0	0	0	0
Jeff Finley	1	0	0	0	2
Igor Korolev	1	0	0	0	0
Jocelyn Lemieux	2	0	0	0	4
Shane Doan	4	0	0	0	2
Jim Johnson	6	0	0	0	4
Gerald Diduck	7	0	0	0	10
Kris King	7	0	0	0	17
Jim McKenzie	7	0	0	0	2
Jayson More	7	0	0	0	7
Mike Stapleton	7	0	0	0	14
Nikolai Khabibulin	7	0	0	0	6

GOALTENDER	GP	MIN	GAA	W-L	SO	GA	SA	SV%
Nikolai Khabibulin	7	426	2.11	3-4	1	15	222	0.932

1998-99 PHOENIX COYOTES

PLAYER	GP	G	A	PTS	PIM
Dallas Drake	7	4	3	7	4
Shane Doan	7	2	2	4	6
Robert Reichel	7	1	3	4	2
Keith Tkachuk	7	1	3	4	13
Teppo Numminen	7	2	1	3	4
Keith Carney	7	1	2	3	10
Rick Tocchet	7	0	3	3	8
Louie DeBrusk	6	2	0	2	6
Stephen Leach	7	1	1	2	2
Juha Ylonen	2	0	2	2	2
Brian Noonan	5	0	2	2	4
Oleg Tverdovsky	6	0	2	2	6
Greg Adams	3	1	0	1	0
Mike Stapleton	7	1	0	1	0
Jim Cummins	3	0	1	1	0
Stan Neckar	6	0	1	1	4
Bob Corkum	7	0	1	1	4
Jyrki Lumme	7	0	1	1	6
Jeremy Roenick	1	0	0	0	0
Brad Tiley	1	0	0	0	0
Tavis Hansen	2	0	0	0	0
Gerald Diduck	3	0	0	0	2
Mike Sullivan	5	0	0	0	2
J.J. Daigneault	6	0	0	0	8
Nikolai Khabibulin	7	0	0	0	2

GOALTENDER	GP	MIN	GAA	W-L	SO	GA	SA	SV%
Nikolai Khabibulin	7	449	2.41	3-4	0	18	236	0.924

ALL-TIME PLAYOFF SCORING BY SEASON

1999-2000 PHOENIX COYOTES

PLAYER	GP	G	A	PTS	PIM
Jeremy Roenick	5	2	2	4	10
Travis Green	5	2	1	3	2
Shane Doan	4	1	2	3	8
Benoit Hogue	5	1	2	3	2
Mikael Renberg	5	1	2	3	4
Trevor Letowski	5	1	1	2	4
Teppo Numminen	5	1	1	2	0
Keith Tkachuk	5	1	1	2	4
Dallas Drake	5	0	1	1	4
Jyrki Lumme	5	0	1	1	2
Radoslav Suchy	5	0	1	1	0
Mike Sullivan	5	0	1	1	0
Daniel Briere	1	0	0	0	0
J.J. Daigneault	1	0	0	0	0
Juha Ylonen	1	0	0	0	0
Louie DeBrusk	3	0	0	0	0
Greg Adams	5	0	0	0	0
Sean Burke	5	0	0	0	0
Stan Neckar	5	0	0	0	0
Mika Alatalo	5	0	0	0	2
Keith Carney	5	0	0	0	17
Lyle Odelein	5	0	0	0	16

GOALTENDER	GP	MIN	GAA	W-L	SO	GA	SA	SV%
Sean Burke	5	296	3.24	1-4	0	16	167	0.904

2001-02 PHOENIX COYOTES

PLAYER	GP	G	A	PTS	PIM
Shane Doan	5	2	2	4	6
Daniel Briere	5	2	1	3	2
Mike Johnson	5	1	1	2	6
Sean Burke	5	0	2	2	0
Denis Pederson	5	0	2	2	0
Todd Simpson	5	0	2	2	6
Daymond Langkow	5	1	0	1	0
Radoslav Suchy	5	1	0	1	0
Dan Focht	1	0	1	1	0
Drake Berehowsky	5	0	1	1	4
Branko Radivojevic	1	0	0	0	2
Krystofer Kolanos	2	0	0	0	6
Andrei Nazarov	3	0	0	0	2
Teppo Numminen	4	0	0	0	2
Landon Wilson	4	0	0	0	12
Claude Lemieux	5	0	0	0	2
Brad May	5	0	0	0	0
Brian Savage	5	0	0	0	0
Michal Handzus	5	0	0	0	2
Paul Mara	5	0	0	0	4
Ladislav Nagy	5	0	0	0	21
Ossi Vaananen	5	0	0	0	6

GOALTENDER	GP	MIN	GAA	W-L	SO	GA	SA	SV%
Sean Burke	5	297	2.63	1-4	0	13	133	0.902

2009-10 PHOENIX COYOTES

PLAYER	GP	G	A	PTS	PIM
Matthew Lombardi	7	1	5	6	2
Wojtek Wolski	7	4	1	5	0
Keith Yandle	7	2	3	5	4
Radim Vrbata	7	2	2	4	4
Derek Morris	7	1	3	4	11
Petr Prucha	7	1	2	3	4
Martin Hanzal	7	0	3	3	10
Taylor Pyatt	7	1	1	2	2
Vernon Fiddler	6	1	1	2	14
Shane Doan	3	1	1	2	4
Lee Stempniak	7	0	2	2	0
Zbynek Michalek	7	0	2	2	2
Adrian Aucoin	7	0	2	2	10
Ed Jovanovski	7	1	0	1	4
Lauri Korpikoski	7	1	0	1	2
Sami Lepisto	7	1	0	1	0
Mathieu Schneider	3	1	0	1	0
Robert Lang	4	0	1	1	0
Daniel Winnik	7	0	0	0	0
Petteri Nokelainen	5	0	0	0	2

GOALTENDER	GP	MIN	GAA	W-L	SO	GA	SA	SV%
Ilya Bryzgalov	7	419	3.44	3-4	0	24	255	.906

ALL-TIME PLAYOFF SCORING BY POINTS

#	PLAYER	GP	G	A	PTS	PIM	#	PLAYER	GP	G	A	PTS	PIM
1	Dale Hawerchuk	38	16	33	49	39	58	Scott Arniel	18	1	2	3	26
2	Thomas Steen	56	12	32	44	62	59	Kris King	18	1	2	3	25
3	Keith Tkachuk	44	19	9	28	100	60	Tim Watters	28	1	2	3	49
4	Paul MacLean	35	16	10	26	76	61	Martin Hanzal	7	0	3	3	10
5	Dave Ellett	33	4	16	20	22	62	Igor Korolev	7	0	3	3	0
6	Jeremy Roenick	18	9	9	18	18	63	Iain Duncan	11	0	3	3	6
7	Fredrik Olausson	35	4	13	17	12	64	Paul Fenton	7	2	0	2	23
8	Randy Carlyle	31	3	14	17	51	65	Louie DeBrusk	9	2	0	2	6
9	Teppo Numminen	50	8	8	16	20	66	Gilles Hamel	9	2	0	2	2
10	Brian Mullen	26	7	9	16	16	67	Mark Kumpel	11	2	0	2	6
11	Moe Mantha	16	5	10	15	18	68	Mike Lalor	11	2	0	2	23
12	Laurie Boschman	34	5	10	15	87	69	Andy Brickley	1	1	1	2	0
13	Shane Doan	35	7	7	14	38	70	Trevor Letowski	5	1	1	2	4
14	David Babych	18	4	10	14	35	71	Mike Johnson	5	1	1	2	6
15	Ron Wilson	23	7	6	13	6	72	Vernon Fiddler	6	1	1	2	14
16	Darrin Shannon	31	6	7	13	30	73	Stephen Leach	7	1	1	2	2
17	Mario Marois	18	2	11	13	35	74	Taylor Pyatt	7	1	1	2	2
18	Andrew McBain	24	5	7	12	39	75	Radoslav Suchy	10	1	1	2	0
19	Phil Housley	13	1	11	12	2	76	Norm Maciver	12	1	1	2	4
20	Doug Smail	41	9	2	11	49	77	Peter Taglianetti	14	1	1	2	20
21	Rick Tocchet	13	6	5	11	33	78	Juha Ylonen	3	0	2	2	2
22	Cliff Ronning	13	1	10	11	16	79	Brian Noonan	5	0	2	2	4
23	Oleg Tverdovsky	25	0	11	11	6	80	Denis Pederson	5	0	2	2	0
24	Pat Elynuik	14	4	6	10	6	81	Todd Simpson	5	0	2	2	6
25	Dallas Drake	26	4	6	10	12	82	Adrian Aucoin	7	0	2	2	10
26	Ray Neufeld	18	6	3	9	46	83	Murray Baron	7	0	2	2	6
27	Craig Janney	19	1	8	9	4	84	Morris Lukowich	7	0	2	2	16
28	Bengt Lundholm	14	3	4	7	14	85	Paul MacDermid	7	0	2	2	8
29	Teemu Selanne	6	4	2	6	2	86	Zbynek Michalek	7	0	2	2	2
30	Eddie Olczyk	12	3	3	6	10	87	Deron Quint	7	0	2	2	0
31	Bob Corkum	20	3	3	6	12	88	Lee Stempniak	7	0	2	2	2
32	Matthew Lombardi	7	1	5	6	2	89	Sean Burke	10	0	2	2	0
33	Wojtek Wolski	7	4	1	5	0	90	Perry Turnbull	12	0	2	2	47
34	Lucien DeBlois	15	3	2	5	15	91	Jyrki Lumme	12	0	2	2	8
35	Keith Yandle	7	2	3	5	4	92	Gerald Diduck	16	0	2	2	32
36	Alexei Zhamnov	12	2	3	5	10	93	Bill Derlago	3	1	0	1	0
37	Norm Dupont	5	3	1	4	0	94	Bryan Maxwell	3	1	0	1	23
38	Brent Ashton	7	3	1	4	2	95	Mathieu Schneider	3	1	0	1	0
39	Aaron Broten	7	2	2	4	12	96	Randy Gilhen	4	1	0	1	10
40	Radim Vrbata	7	2	2	4	4	97	Chad Kilger	4	1	0	1	0
41	Doug Evans	8	2	2	4	12	98	Daymond Langkow	5	1	0	1	0
42	Evgeny Davydov	11	2	2	4	2	99	Tie Domi	6	1	0	1	23
43	Robert Picard	11	2	2	4	20	100	Luciano Borsato	7	1	0	1	4
44	Mike Gartner	12	2	2	4	22	101	Ed Jovanovski	7	1	0	1	4
45	Stu Barnes	6	1	3	4	2	102	Sami Lepisto	7	1	0	1	0
46	Derek Morris	7	1	3	4	11	103	Lauri Korpikoski	7	1	0	1	2
47	Greg Paslawski	7	1	3	4	0	104	Greg Adams	8	1	0	1	0
48	Robert Reichel	7	1	3	4	2	105	Steve Rooney	13	1	0	1	67
49	Jim Kyte	24	0	4	4	73	106	Mike Stapleton	26	1	0	1	37
50	Willy Lindstrom	4	2	1	3	2	107	Tim Young	1	0	1	1	0
51	Travis Green	5	2	1	3	2	108	Dan Focht	1	0	1	1	0
52	Dave Manson	6	2	1	3	30	109	Murray Eaves	4	0	1	1	2
53	Daniel Briere	6	2	1	3	2	110	Robert Lang	4	0	1	1	0
54	Benoit Hogue	5	1	2	3	2	111	Drake Berehowsky	5	0	1	1	4
55	Mikael Renberg	5	1	2	3	4	112	Jim Cummins	6	0	1	1	4
56	Petr Prucha	7	1	2	3	4	113	Gord Donnelly	6	0	1	1	8
57	Keith Carney	18	1	2	3	31	114	Mike Eastwood	6	0	1	1	2

ALL-TIME PLAYOFF SCORING BY POINTS

#	PLAYER	GP	G	A	PTS	PIM	#	PLAYER	GP	G	A	PTS	PIM
115	Craig Muni	6	0	1	1	2	152	Jimmy Waite	4	0	0	0	0
116	Dave Christian	7	0	1	1	2	153	Landon Wilson	4	0	0	0	12
117	Dave McLlwain	7	0	1	1	2	154	Paul Boutilier	5	0	0	0	15
118	Mike Sullivan	10	0	1	1	2	155	Brad Isbister	5	0	0	0	2
119	Stan Neckar	11	0	1	1	4	156	Michel Petit	5	0	0	0	8
120	Brad Berry	11	0	1	1	14	157	Mika Alatalo	5	0	0	0	2
121	Phil Sykes	11	0	1	1	9	158	Lyle Odelein	5	0	0	0	16
122	Mike Eagles	12	0	1	1	14	159	Claude Lemieux	5	0	0	0	2
123	Jim Nill	14	0	1	1	39	160	Brad May	5	0	0	0	0
124	Nikolai Khabibulin	24	0	1	1	8	161	Brian Savage	5	0	0	0	0
125	Dan Bouchard	1	0	0	0	2	162	Michal Handzus	5	0	0	0	2
126	Jordy Douglas	1	0	0	0	2	163	Paul Mara	5	0	0	0	4
127	Peter Douris	1	0	0	0	0	164	Ladislav Nagy	5	0	0	0	21
128	Mark Janssens	1	0	0	0	2	165	Petteri Nokelainen	5	0	0	0	2
129	Brad Jones	1	0	0	0	0	166	Ossi Vaananen	5	0	0	0	6
130	Craig Mills	1	0	0	0	0	167	Wade Campbell	6	0	0	0	9
131	Russ Romaniuk	1	0	0	0	0	168	Larry Hopkins	6	0	0	0	2
132	Dave Silk	1	0	0	0	2	169	Jim Johnson	6	0	0	0	4
133	Brad Tiley	1	0	0	0	0	170	Don Spring	6	0	0	0	10
134	Tim Trimper	1	0	0	0	0	171	Ilya Bryzgalov	7	0	0	0	0
135	Mike Veisor	1	0	0	0	0	172	J.J. Daigneault	7	0	0	0	8
136	Branko Radivojevic	1	0	0	0	2	173	Marc Behrend	7	0	0	0	0
137	Kris Draper	2	0	0	0	0	174	Jeff Finley	7	0	0	0	6
138	John Druce	2	0	0	0	0	175	Jayson More	7	0	0	0	7
139	Tavis Hansen	2	0	0	0	0	176	Troy Murray	7	0	0	0	2
140	Mike Hartman	2	0	0	0	2	177	Serge Savard	7	0	0	0	4
141	Jocelyn Lemieux	2	0	0	0	4	178	Rick Tabaracci	7	0	0	0	0
142	Ed Staniowski	2	0	0	0	0	179	Daniel Winnik	7	0	0	0	0
143	Krystofer Kolanos	2	0	0	0	6	180	Dean Kennedy	8	0	0	0	2
144	Bobby Dollas	3	0	0	0	2	181	Shawn Cronin	9	0	0	0	13
145	Bryan Erickson	3	0	0	0	0	182	Jim McKenzie	9	0	0	0	4
146	Tom Martin	3	0	0	0	2	183	Bob Essensa	11	0	0	0	2
147	Eldon Reddick	3	0	0	0	0	184	Brian Hayward	11	0	0	0	0
148	Andrei Nazarov	3	0	0	0	2	185	Igor Ulanov	11	0	0	0	43
149	Iain Fraser	4	0	0	0	0	186	Daniel Berthiaume	14	0	0	0	0
150	Jimmy Mann	4	0	0	0	7	187	Stephane Beauregard	40	0	0	0	0
151	Doug Soetaert	4	0	0	0	0							

ALL-TIME PLAYOFF GOALTENDING

PLAYER	YEAR	GP	MIN	GAA	W	L	SO	GA	SA	SV%
Nikolai Khabibulin	1995-96 to 1998-99	24	1419	2.75	10	13	1	65	778	.916
Sean Burke	1999-00 to 2001-02	10	593	2.93	2	8	0	29	300	.903
Stephane Beauregard	1989-90	4	238	3.03	1	3	0	12	105	.886
Ilya Bryzgalov	2009-10	7	419	3.44	3	4	0	24	255	.906
Bob Essensa	1989-90 to 1992-93	11	606	3.47	4	5	0	35	300	.883
Eldon Reddick	1986-87	3	166	3.61	0	2	0	10	73	.863
Marc Behrend	1983-84 to 1985-86	7	312	3.65	1	3	0	19	194	.902
Daniel Berthiaume	1985-86 to 1987-88	14	805	3.73	5	9	0	50	407	.877
Jimmy Waite	1997-98	4	171	3.86	0	3	0	11	97	.887
Rick Tabaracci	1991-92	7	387	4.03	3	4	0	26	212	.877
Brian Hayward	1982-83 to 1985-86	11	537	4.80	2	8	0	43	271	.841
Doug Soetaert	1981-82 to 1983-84	4	160	4.88	1	2	0	13	91	.857
Ed Staniowski	1981-82	2	120	6.00	0	2	0	12	42	.714
Mike Veisor	1983-84	1	40	6.00	0	0	0	4	29	.862
Dan Bouchard	1985-86	1	40	7.50	0	1	0	5	22	.773

ALL-TIME CAREER PLAYOFF LEADERS

GAMES PLAYED

1. Thomas Steen	56
2. Teppo Numminen	50
3. Keith Tkachuk	44
4. Doug Smail	41
5. Stephane Beauregard	40
6. Dale Hawerchuk	38
7. Shane Doan	35
Paul MacLean	35
Fredrik Olausson	35
10. Laurie Boschman	34

GOALS

1. Keith Tkachuk	19
2. Dale Hawerchuk	16
Paul MacLean	16
4. Thomas Steen	12
5. Jeremy Roenick	9
Doug Smail	9
7. Teppo Numminen	8
8. Shane Doan	7
Brian Mullen	7
Ron Wilson	7

ASSISTS

1. Dale Hawerchuk	33
2. Thomas Steen	32
3. Dave Ellett	16
4. Randy Carlyle	14
5. Fredrik Olausson	13
6. Mario Marois	11
Phil Housley	11
Oleg Tverdovsky	11
9. 5 tied with	10

POINTS

1. Dale Hawerchuk	49
2. Thomas Steen	44
3. Keith Tkachuk	28
4. Paul MacLean	26
5. Dave Ellett	20
6. Jeremy Roenick	18
7. Fredrik Olausson	17
Randy Carlyle	17
9. Teppo Numminen	16
Brian Mullen	16

PENALTY MINUTES

1. Keith Tkachuk	100
2. Laurie Boschman	87
3. Paul MacLean	76
4. Jim Kyte	73
5. Steve Rooney	67
6. Thomas Steen	62
7. Randy Carlyle	51
8. Tim Watters	49
Doug Smail	49
10. Perry Turnbull	47

POWER PLAY GOALS

1. Thomas Steen	7
Paul Maclean	7
3. Keith Tkachuk	5
Dale Hawerchuk	5
5. Dave Ellett	4
Teppo Numminen	4
7. Norm Dupont	3
Jeremy Roenick	3
Dave Babych	3
Rick Tocchet	3

SHORTHANDED GOALS

1. Dale Hawerchuk	3
2. Bengt Lundholm	2
Brian Mullen	2
Doug Smail	2
Jeremy Roenick	2
Thomas Steen	2
7. Several tied with	1

GAME-WINNING GOALS

1. Gilles Hamel	2
Jeremy Roenick	2
Teemu Selanne	2
Shane Doan	2
5. Several tied with	1

ALL-TIME CAREER PLAYOFF GOALTENDING LEADERS

GAMES PLAYED

1. Nikolai Khabibulin	24
2. Daniel Berthiaume	14
3. Bob Essensa	11
Brian Hayward	11
5. Sean Burke	10

WINS

1. Nikolai Khabibulin	10
2. Daniel Berthiaume	5
3. Bob Essensa	4
4. Ilya Bryzgalov	3
Rick Tabaracci	3

SAVE PERCENTAGE

1. Nikolai Khabibulin	.916
2. Ilya Bryzgalov	.906
3. Sean Burke	.903
4. Marc Behrend	.902
5. Jimmy Waite	.887

MINUTES PLAYED

1. Nikolai Khabibulin	1419
2. Daniel Berthiaume	805
3. Bob Essensa	606
4. Sean Burke	593
5. Brian Hayward	537

GOALS AGAINST AVERAGE

1. Nikolai Khabibulin	2.75
2. Sean Burke	2.93
3. Stephane Beauregard	3.03
4. Ilya Bryzgalov	3.44
5. Bob Essensa	3.47

TEAM PLAYOFF RECORDS: SINGLE YEAR

MOST

GAMES:

10 – 1987

WINS:

4 – 1987

WINS, HOME:

2 – 5 times (last 1997)

WINS, ROAD:

2 – 3 times (1987, 1999 and 2010)

LOSSES:

6 – 1987

LOSSES, HOME:

3 – 3 times (1987, 1999 and 2010)

LOSSES, ROAD:

3 – 7 times (last 2000)

GOALS:

31 – 1987 (22 vs. CGY, 9 vs. EDM)

GOALS AGAINST:

35 – 1985 (13 vs. CGY, 22 vs. EDM)

OVERTIME GAMES:

3 – 1999

OVERTIME WINS:

1 – 4 times (last 1999)

CONSECUTIVE WINS:

3 games – (Apr. 20-24, 1997 and Apr. 24-27, 1999)

TEAM PLAYOFF RECORDS: SERIES

MOST

GOALS:

22 – 1987 (vs. CGY) and 1990 (vs. EDM)

GOALS, 3-GAME SERIES:

9 – 1983 (vs. EDM)

GOALS, 4-GAME SERIES:

15 – 1985 (vs. CGY)

GOALS, 5-GAME SERIES:

17 – 1988 (vs. EDM)

GOALS, 6-GAME SERIES:

22 – 1987 (vs. CGY)

GOALS, 7-GAME SERIES:

22 – 1990 (vs. EDM)

GOALS, BOTH TEAMS:

46 – 1990 (WPG 22 vs. EDM 24) and 1992 (WPG 17 vs. VAN 29)

GOALS, BOTH TEAMS, 3-GAME SERIES:

25 – 1984 (WPG 7 vs. EDM 18)

GOALS, BOTH TEAMS, 4-GAME SERIES:

33 – 1982 (WPG 13 vs. STL 20) and 1985 (WPG 11 vs. EDM 22)

GOALS, BOTH TEAMS, 5-GAME SERIES:

42 – 1988 (WPG 17 vs. EDM 25)

GOALS, BOTH TEAMS, 6-GAME SERIES:

42 – 1998 (PHX 18 vs. DET 24)

GOALS, BOTH TEAMS, 7-GAME SERIES:

46 – 1990 (WPG 22 vs. EDM 24) and 1992 (WPG 17 vs. VAN 29)

POWER PLAY GOALS:

8 – 1987 (vs. CGY)

PENALTY MINUTES:

213 – 1988 (vs. EDM)

SHUTOUTS, BOTH TEAMS:

2 – 1997 (PHX 1 vs. ANA 1)

FEWEST

GOALS, 3-GAME SERIES:

7 – 1984 (vs. EDM)

GOALS, 4-GAME SERIES:

9 – 1987 (vs. EDM)

GOALS, 5-GAME SERIES:

7 – 2002 (vs. SJ)

GOALS, 6-GAME SERIES:

10 – 1996 (vs. DET)

GOALS, 7-GAME SERIES:

16 – 1999 (vs. STL)

GOALS, BOTH TEAMS, 3-GAME SERIES:

23 – 1983 (WPG 9 vs. EDM 14) and 1986 (WPG 8 vs. CGY 15)

GOALS, BOTH TEAMS, 4-GAME SERIES:

26 – 1987 (WPG 9 vs. EDM 17)

GOALS, BOTH TEAMS, 5-GAME SERIES:

20 – 2002 (PHX 7 vs. SJ 13)

GOALS, BOTH TEAMS, 6-GAME SERIES:

30 – 1996 (WPG 10, DET 20)

GOALS, BOTH TEAMS, 7-GAME SERIES:

34 – 1997 (PHX 17 vs. ANA 17)

PENALTY MINUTES:

74 – 1983 (vs. EDM)

TEAM PLAYOFF RECORDS: GAME

MOST

GOALS:

7 – (WPG 7 at EDM 5) – Apr. 4, 1990;
(PHX 7 at DET 4) – Apr. 24, 1998

GOALS, BOTH TEAMS:

12 – (WPG 7 at EDM 5) – Apr. 4, 1990

GOALS AGAINST:

9 – (WPG 2 at EDM 9) – Apr. 4, 1984

POWER PLAY GOALS:

4 – vs STL, Apr. 8, 1982

POWER PLAY GOALS AGAINST:

4 – at EDM, Apr. 12, 1988; vs DET, Apr. 23, 1996;
and vs DET, May 3, 1998

SHORTHANDED GOALS:

2 – at CGY, Apr. 14, 1985; vs EDM, Apr. 9, 1988;
and at DET, Apr. 24, 1998

SHOTS:

41 – at STL, Apr. 11, 1982

SHOTS AGAINST:

54 – at EDM, Apr. 5, 1984

PENALTY MINUTES:

71 – vs. EDM, Apr. 9, 1988

PENALTY MINUTES, BOTH TEAMS:

150 – (WPG 71 vs. EDM 79) – Apr. 9, 1988

LONGEST OVERTIME:

21 minutes, 8 seconds – vs EDM, Apr. 10, 1990. (Dave
Ellett scored at 1:08 of 2nd
overtime)

SHORTEST OVERTIME:

25 seconds – at EDM, Apr. 5, 1984. (Randy Gregg scored
at 0:25 of 1st overtime)

FEWEST

SHOTS:

13 – vs DET, Apr. 28, 1996

SHOTS AGAINST:

16 – vs EDM, Apr. 8, 1990

TEAM PLAYOFF RECORDS: PERIOD

MOST

GOALS:

4 – (WPG 6 vs CGY 1) – Apr. 16, 1987, 1st period;
(WPG 5 at CGY 3) – Apr. 14, 1985, 2nd period;
(WPG 5 vs STL 2) – Apr. 8, 1982, 2nd period;
and (PHX 7 at DET 4) – Apr. 24, 1998, 2nd period

GOALS AGAINST:

6 – (WPG 4 at EDM 7) – Apr. 6, 1988, 3rd period

POWER PLAY GOALS:

3 – (WPG 5 vs STL 2) -- Apr. 8, 1982, 2nd period

POWER PLAY GOALS AGAINST:

3 – (WPG 1 vs DET 6) – Apr. 23, 1996, 2nd period; and
(PHX 2 vs DET 5) – May 3, 1998, 2nd period

SHOTS:

20 – (WPG 4 vs CGY 3) -- Apr. 12, 1987, 2nd period; and
(PHX 3 vs DET 2) -- Apr. 14, 2010, 3rd period

SHOTS AGAINST:

20 – (WPG 4 at EDM 5) – Apr. 5, 1984, 3rd period;
and (WPG 3 at DET 1) – Apr. 26, 1996, 3rd period

PENALTY MINUTES:

59 – (WPG 2 at STL 8) – Apr. 11, 1982, 2nd period

PENALTY MINUTES, BOTH TEAMS:

110 – (WPG 59 at STL 51) – Apr. 11, 1982, 2nd period

FEWEST

SHOTS:

2 – vs St. Louis, Apr. 24, 1999, 2nd period

SHOTS AGAINST:

4 – at St. Louis, Apr. 10, 1982, 3rd period
– vs Anaheim, Apr. 22, 1997, 1st period
– vs Detroit, Apr. 30, 1998, 3rd period
– at Colorado, Apr. 21, 2000, 1st period
– at San Jose, Apr. 26, 2002, 3rd period
– vs Detroit, Apr. 23, 2010, 2nd period

FASTEST

FOUR GOALS:

9 minutes, 12 seconds – at Detroit, Apr. 24, 1998, 2nd
period. Scorers: Rick Tocchet,
4:39; Jeremy Roenick, 7:13;
Roenick, 13:24, and Keith
Tkachuk, 13:51

THREE GOALS:

4 minutes, 45 seconds – at St. Louis, Apr. 25, 1999, 1st
period. Scorers: Dallas Drake,
3:46; Keith Tkachuk, 7:19;
Louie DeBrusk, 8:31

THREE GOALS, BOTH TEAMS:

27 seconds – at Detroit, Apr. 24, 1998, 2nd period.
Scorers: Jeremy Roenick, Phoenix, 13:24;
Mathieu Dandenault, Detroit, 13:32;
Keith Tkachuk, Phoenix, 13:51

TWO GOALS:

16 seconds – vs Calgary, Apr. 11, 1985, 2nd period.
Scorers: Dale Hawerchuk, 0:47;
Doug Smail, 1:03

TWO GOALS, BOTH TEAMS:

8 seconds – at Detroit, Apr. 24, 1998, 2nd period.
Scorers: Jeremy Roenick, Phoenix, 13:24;
Mathieu Dandenault, Detroit, 13:32

INDIVIDUAL PLAYOFF RECORDS: CAREER

MOST

YEARS:

10 – Thomas Steen, 1982 - 1988, 1990, 1992, 1993

CONSECUTIVE YEARS:

7 – Dale Hawerchuk, 1982 - 1988; Thomas Steen, 1982 - 1988;
Doug Smail, 1982 - 1988

GAMES:

56 – Thomas Steen

GOALS:

19 – Keith Tkachuk

ASSISTS:

33 – Dale Hawerchuk

POINTS:

49 – Dale Hawerchuk

OVERTIME GOALS:

1 – Four players

THREE-OR-MORE GOAL GAMES:

1 – Teemu Selanne, at Vancouver, Apr. 27, 1993

PENALTY MINUTES:

100 – Keith Tkachuk

GAMES BY A GOALTENDER:

24 – Nikolai Khabibulin

MINUTES BY A GOALTENDER:

1,419 – Nikolai Khabibulin

INDIVIDUAL PLAYOFF RECORDS: SINGLE YEAR

MOST

POINTS:

13 – Dale Hawerchuk, 1987,
5 goals, 8 assists in 10 games

POINTS, DEFENSEMAN:

9 – Dave Babych, 1985,
2 goals and 7 assists in 8 games

POINTS, ROOKIE:

8 – Dale Hawerchuk, 1982,
1 goal and 7 assists in 4 games

GOALS:

6 – Keith Tkachuk, 1997, 7 games;
Rick Tocchet, 1998, 6 games

GOALS, DEFENSEMAN:

3 – Teppo Numminen, 1997, 7 games

GOALS, ROOKIE:

4 – Teemu Selanne, 1993, 6 games;
Keith Tkachuk, 1993, 6 games

GAME-WINNING GOALS:

2 – Gilles Hamel, 1987, 8 games;
Teemu Selanne, 199, 6 games;
Jeremy Roenick, 1998, 6 games;
Shane Doan, 1999, 7 games

OVERTIME GOALS:

1 – Four players

POWER PLAY GOALS:

3 – Dale Hawerchuk, 1987, 10 games;
Rick Tocchet, 1998, 6 games

SHORTHANDED GOALS:

2 – Bengt Lundholm, 1985, 5 games;
Jeremy Roenick, 1998, 6 games

THREE-OR-MORE GOAL GAMES:

1 – Teemu Selanne, 1993, 6 games

ASSISTS:

8 – Dale Hawerchuk, 1987, 10 games;
Dave Ellett, 1987, 10 games

ASSISTS, DEFENSEMAN:

8 – Dave Ellett, 1987, 10 games

MINUTES PLAYED:

449 – Nikolai Khabibulin, 1999, 7 games

WINS:

4 – Daniel Berthiaume, 1987, 8 games

CONSECUTIVE WINS:

3 – Nikolai Khabibulin, 1997 CQF, vs Anaheim;
Nikolai Khabibulin, 1999 CQF, vs St. Louis

LONGEST CONSECUTIVE GOAL-SCORING STREAK:

5 games – Rick Tocchet, vs Detroit,
Apr. 22-Apr. 30, 1998, 6 goals

LONGEST CONSECUTIVE POINT-SCORING STREAK:

6 games – Rick Tocchet, vs Detroit, Apr. 22-May 3, 1998,
6 goals, 2 assists, 8 points

INDIVIDUAL PLAYOFF RECORDS: SERIES

MOST

POINTS:

10 – Dale Hawerchuk, 1987 DSF, vs Calgary.
5 goals, 5 assists in 6 games

GOALS:

6 – Keith Tkachuk, 1997 CQF, vs Anaheim, 7 games;
Rick Tocchet, 1998 CQF, vs Detroit, 6 games

ASSISTS:

7 – Dale Hawerchuk, 1982 DSF, vs St. Louis, 4 games;
Phil Housley, 1993 DSF, vs Vancouver, 6 games;
Cliff Ronning, 1997 CQF, vs Anaheim, 7 games;
Oleg Tverdovsky, 1998 CQF, vs Detroit, 6 games

GAME-WINNING GOALS:

2 – Gilles Hamel, 1987 DSF, vs Calgary, 4 games;
Teemu Selanne, 1993 DSF, vs Vancouver, 6 games;
Jeremy Roenick, 1998 CQF, vs Detroit, 6 games;
Shane Doan, 1999 CQF, vs St. Louis, 7 games

OVERTIME GOALS:

1 – Four players

POWER PLAY GOALS:

3 – Dale Hawerchuk, 1987 DSF, vs Calgary, 6 games
– Rick Tocchet, 1998 CQF, vs Detroit, 6 games

SHORTHANDED GOALS:

2 – Bengt Lundholm, 1985 DF, vs Edmonton, 4 games;
Jeremy Roenick, 1998 CQF, vs Detroit, 6 games

THREE-OR-MORE GOAL GAMES:

1 – Teemu Selanne, 1993 DSF, vs Vancouver, 6 games

PENALTY MINUTES:

39 – Igor Ulanov, 1992 DSF, vs Vancouver, 7 games

GOALS, ROOKIE:

4 – Teemu Selanne, 1993 DSF, vs Vancouver, 6 games;
Keith Tkachuk, 1993 DSF, vs Vancouver, 6 games

ASSISTS, ROOKIE:

7 – Dale Hawerchuk, 1982 DSF, vs St. Louis, 4 games

POINTS, ROOKIE:

8 – Dale Hawerchuk, 1982 DSF, vs St. Louis, 4 games

LONGEST

CONSECUTIVE POINT-SCORING STREAK:

6 games – Rick Tocchet, CQF vs Detroit, Apr. 22-May 3,
1998, 6 goals, 2 assists, 8 points

CONSECUTIVE GOAL-SCORING STREAK:

5 games – Rick Tocchet, CQF vs Detroit,
Apr. 22-Apr. 30, 1998, 6 goals

CONSECUTIVE ASSIST-SCORING STREAK:

4 games – Dale Hawerchuk, DSF vs St. Louis,
Apr. 7-Apr. 11, 1982, 7 assists

INDIVIDUAL PLAYOFF RECORDS: GAME

MOST

POINTS:

4 – Dale Hawerchuk, vs St. Louis, Apr. 8, 1982, 0 goals, 4 assists;
Jeremy Roenick, at Detroit, Apr. 24, 1998, 2 goals, 2 assists

GOALS:

3 – Teemu Selanne, vs Vancouver, Apr. 23, 1993

POWER PLAY GOALS:

2 – Paul MacLean, vs St. Louis, Apr. 8, 1982;
Moe Mantha, at Edmonton, Apr. 7, 1983;
Teemu Selanne, vs Vancouver, Apr. 23, 1993

ASSISTS:

4 – Dale Hawerchuk, vs St. Louis, Apr. 8, 1982

PENALTY MINUTES:

25 – Dave Babych, at St. Louis, Apr. 11, 1982;
Igor Ulanov, vs Vancouver, Apr. 22, 1992

SHOTS:

8 – Keith Tkachuk, at Detroit, Apr. 24, 1998; Martin Hanzal, vs Detroit, Apr. 27, 2010

SHOTS FACED BY A GOALTENDER:

54 – Marc Behrend, at Edmonton, Apr. 5, 1984

GOALS AGAINST BY A GOALTENDER:

8 – Ed Staniowski, at St. Louis, Apr. 11, 1982;
Rick Tabaracci, vs Vancouver, Apr. 28, 1992

INDIVIDUAL PLAYOFF RECORDS: PERIOD

MOST

POINTS:

3 – Dale Hawerchuk, vs St. Louis, Apr. 8, 1982,
2nd period, 0 goals, 3 assists;
Phil Housley, vs Vancouver, Apr. 23, 1993,
1st period, 0 goals, 3 assists;
Jeremy Roenick, at Detroit, Apr. 24, 1998,
2nd period, 2 goals, 1 assist;
Oleg Tverdovsky, vs Detroit, Apr. 26, 1998,
3rd period, 0 goals, 3 assists

GOALS:

2 – Paul MacLean, at Calgary, Apr. 9, 1987, 2nd period;
Dale Hawerchuk, at Edmonton, Apr. 12, 1988, 2nd period;
Teemu Selanne, vs Vancouver, Apr. 23, 1993, 1st period;
Darrin Shannon, vs Anaheim, Apr. 20, 1997, 1st period;
Jeremy Roenick, at Detroit, Apr. 24, 1998, 2nd period

POWER-PLAY GOALS:

2 – Teemu Selanne, vs Vancouver, Apr. 23, 1993, 1st period

ASSISTS:

3 – Dale Hawerchuk, vs St. Louis, Apr. 8, 1982, 2nd period;
Phil Housley, vs Vancouver, Apr. 23, 1993, 1st period;
Oleg Tverdovsky, vs Detroit, Apr. 26, 1998, 3rd period

PENALTY MINUTES:

25 – Igor Ulanov, vs Vancouver, Apr. 22, 1992, 2nd period

SHOTS FACED BY A GOALTENDER:

22 -- Ilya Bryzgalov, vs Detroit, Apr. 27, 2010, 2nd period

GOALS AGAINST BY A GOALTENDER:

6 – Daniel Berthiaume, at Edmonton, Apr. 6, 1988, 3rd period

FASTEST GOAL FROM START OF A GAME:

29 seconds -- Sami Lepisto, at Detroit, Apr. 18, 2010

FRANCHISE FIRSTS: PLAYOFFS

FIRST GAME

Home: vs St. Louis, Apr. 7, 1982
Road: at St. Louis, Apr. 10, 1982

FIRST WIN

Home: vs St. Louis (5-2), Apr. 8, 1982
Road: at Calgary (5-3), Apr. 14, 1985

FIRST LOSS

Home: vs St. Louis (4-3), Apr. 7, 1982
Road: at St. Louis (6-3), Apr. 10, 1982

FIRST GOAL

Home: Willy Lindstrom (1:20 of 1st period) vs St. Louis, Apr. 7, 1982
Road: Bengt Lundholm (1:39 of 1st period) at St. Louis, Apr. 10, 1982

FIRST ASSISTS

Home: Thomas Steen (1:20 of 1st period) vs St. Louis, Apr. 7, 1982
Road: Thomas Steen, Willy Lindstrom (1:39 of 1st period) at St. Louis, Apr. 10, 1982

FIRST POWER PLAY GOAL

Home: Paul MacLean (15:35 of 1st period) vs St. Louis, Apr. 8, 1982
Road: Norm Dupont (6:36 of 3rd period) at St. Louis, Apr. 11, 1982

FIRST SHORTHANDED GOAL

Home: Doug Smail (3:53 of 2nd period) vs Edmonton, Apr. 25, 1987
Home: Moe Mantha (4:53 of 2nd period) vs Edmonton, Apr. 5, 1983

FIRST GAME WINNING GOAL

Home: Paul MacLean (10:07 of 2nd period) vs St. Louis, Apr. 8, 1982
Road: Ron Wilson (8:09 of 2nd period) at Calgary, Apr. 14, 1985

FIRST GOAL ALLOWED

Home: Perry Turnbull (against Ed Staniowski at 19:51 of 1st period) vs St. Louis, Apr. 7, 1982
Road: Brian Sutter (against Doug Soetaert at 7:36 of 1st period) at St. Louis, Apr. 10, 1982

FIRST POWER PLAY GOAL ALLOWED

Home: Guy Lapointe (18:02 of 3rd period) vs St. Louis, Apr. 7, 1982
Road: Perry Turnbull (5:36 of 1st period) at St. Louis, Apr. 11, 1982

FIRST SHORTHANDED GOAL ALLOWED

Home: Steve Konroyd (14:38 of 2nd period) vs Calgary, Apr. 10, 1985
Road: Wayne Gretzky (15:58 of 1st period) at Edmonton, Apr. 6, 1983

FIRST WIN BY A GOALTENDER

Home: Doug Soetaert vs St. Louis (5-2), Apr. 8, 1982
Road: Marc Behrend vs Calgary (5-3), Apr. 10, 1985

FIRST LOSS BY A GOALTENDER

Home: Ed Staniowski vs St. Louis (4-3), Apr. 7, 1982
Road: Doug Soetaert vs St. Louis (6-3), Apr. 10, 1982

FIRST SHUTOUT FOR

Home: Nikolai Khabibulin (32 saves) vs Anaheim (2-0), Apr. 22, 1997
Road: None

FIRST SHUTOUT AGAINST

Home: Grant Fuhr (35 saves) vs St. Louis (1-0, OT), May 4, 1999
Road: Rejean Lemelin (33 saves) vs Calgary (4-0), Apr. 13, 1985

FIRST 2-GOAL GAME

Home: Willy Lindstrom vs St. Louis, Apr. 7, 1982
Road: Moe Mantha at Edmonton, Apr. 7, 1983

FIRST HAT TRICK

Home: Teemu Selanne vs Vancouver, Apr. 23, 1993
Road: None

FIRST PENALTY SHOT

Home: None
Road: Mike Johnson at San Jose (against Evgeni Nabokov at 19:45 of 2nd period), Apr. 26, 2002 (scored)

FIRST MINOR PENALTY

Home: Morris Lukowich, high sticking (4:14 of 1st period) vs St. Louis, Apr. 7, 1982
Road: Perry Turnbull, elbowing (2:14 of 1st period) at St. Louis, Apr. 10, 1982

FIRST MAJOR PENALTY

Home: Jimmy Mann, fighting (12:41 of 2nd period) vs St. Louis, Apr. 7, 1982
Road: Dave Babych, fighting (7:47 of 1st period) at St. Louis, Apr. 11, 1982

FIRST MISCONDUCT PENALTY

Home: Bryan Maxwell (12:19 of 2nd period) vs Edmonton, Apr. 9, 1983
Road: Dave Babych (19:30 of 2nd period) vs St. Louis, Apr. 11, 1982

COYOTES FIRSTS: PLAYOFFS

FIRST GAME

Home: vs Anaheim, Apr. 20, 1997**Road:** at Anaheim, Apr. 16, 1997

FIRST WIN

Home: vs Anaheim (4-1), Apr. 20, 1997**Road:** at Anaheim (5-2), Apr. 24, 1997

FIRST LOSS

Home: vs Anaheim (3-2 OT), Apr. 27, 1997**Road:** at Anaheim (4-2), Apr. 16, 1997

FIRST GOAL

Home: Darrin Shannon (1:18 of 1st period) vs Anaheim, Apr. 20, 1997**Road:** Jeremy Roenick (3:27 of 2nd period) at Anaheim, Apr. 16, 1997

FIRST ASSISTS

Home: Cliff Ronning, Jeremy Roenick (1:18 of 1st period) vs Anaheim, Apr. 20, 1997**Road:** Cliff Ronning, Teppo Numminen (3:27 of 2nd period) at Anaheim, Apr. 16, 1997

FIRST POWER PLAY GOAL

Home: Keith Tkachuk (17:44 of 3rd period) vs Anaheim, Apr. 27, 1997**Road:** Keith Tkachuk (16:48 of 2nd period) at Anaheim, Apr. 16, 1997

FIRST SHORTHANDED GOAL

Home: None**Road:** Jeremy Roenick (7:13 of 2nd period) at Detroit, Apr. 24, 1998

FIRST GAME WINNING GOAL

Home: Darrin Shannon (8:50 of 1st period) vs Anaheim, Apr. 20, 1997**Road:** Teppo Numminen (9:12 of 2nd period) at Anaheim, Apr. 24, 1997

FIRST GOAL ALLOWED

Home: Paul Kariya (18:49 of 1st period) vs Anaheim, Apr. 20, 1997**Road:** Teemu Selanne (8:57 of 1st period) at Anaheim, Apr. 16, 1997

FIRST POWER PLAY GOAL ALLOWED

Home: Paul Kariya (18:49 of 1st period) vs Anaheim, Apr. 20, 1997**Road:** Teemu Selanne (8:57 of 1st period) at Anaheim, Apr. 16, 1997

FIRST SHORTHANDED GOAL ALLOWED

Home: None**Road:** None

FIRST WIN BY A GOALTENDER

Home: Nikolai Khabibulin vs Anaheim (4-1), Apr. 20, 1997**Road:** Nikolai Khabibulin at Anaheim (5-2), Apr. 24, 1997

FIRST LOSS BY A GOALTENDER

Home: Nikolai Khabibulin vs Anaheim (3-2 OT), Apr. 27, 1997**Road:** Nikolai Khabibulin at Anaheim (4-2), Apr. 16, 1997

FIRST SHUTOUT FOR

Home: Nikolai Khabibulin (32 saves) vs Anaheim (2-0), Apr. 22, 1997**Road:** None

FIRST SHUTOUT AGAINST

Home: Grant Fuhr (35 saves) vs St. Louis (1-0 OT), May 4, 1999**Road:** Guy Hebert (31 saves) at Anaheim (3-0), Apr. 29, 1997

FIRST 2-GOAL GAME

Home: Darrin Shannon vs Anaheim, Apr. 20, 1997**Road:** Keith Tkachuk at Anaheim, Apr. 24, 1997

FIRST HAT TRICK

Home: None**Road:** None

FIRST PENALTY SHOT

Home: None**Road:** Mike Johnson at San Jose (against Evgeni Nabokov at 19:45 of 2nd period), Apr. 26, 2002 (scored)

FIRST MINOR PENALTY

Home: Jim McKenzie, holding (2:30 of 1st period) vs Anaheim, Apr. 20, 1997**Road:** Shane Doan, interference (7:01 of 1st period) at Anaheim, Apr. 16, 1997

FIRST MAJOR PENALTY

Home: Jayson More, fighting (19:39 of 3rd period) vs Anaheim, Apr. 20, 1997**Road:** Kris King, fighting (6:57 of 3rd period) at Anaheim, Apr. 18, 1997

FIRST MISCONDUCT PENALTY

Home: Kris King, Mike Stapleton (19:39 of 3rd period) vs Anaheim, Apr. 20, 1997**Road:** Cliff Ronning (19:53 of 3rd period) at Anaheim, Apr. 18, 1997

MEDIA



2010-11 NHL DIRECTORY

New York

1185 Avenue of the Americas
New York, NY 10036
212-789-2000
Fax: 212-789-2020
Communications Fax: 212-789-2080

Montréal

1800 McGill College Avenue, Suite 2600
Montréal, Québec, H3A 3J6
514-841-9220
Fax: 514-841-1070

Toronto

50 Bay Street, 11th Floor
Toronto, Ontario, M5J 2X8
416-359-7900
Fax: 416-981-2779
Communications Fax: 416-981-2769



Gary Bettman
Commissioner



Bill Daly
Deputy Commissioner

Executive

Commissioner	Gary B. Bettman
Deputy Commissioner	William Daly
Chief Operating Officer	John Collins
Senior Executive Vice President of Hockey Operations	Colin Campbell

2010-11 CRITICAL DATES

September

- 10 Opening Day of Rookie Camp
- 14 NHL Board of Governors Meeting (New York, NY)
- 17 Opening Day of NHL Training Camps
- 21 Pre-season schedule begins
- 28 Kraft Hockeyville – Buffalo Sabres vs. Ottawa Senators (Dundas, ON)

October

- 1 Hockey Fights Cancer Awareness Month
- 6 Opening Day Playing Rosters set (3:00 p.m. ET)
- 7 Opening Night – 93rd NHL Regular Season begins
- 7 NHL Face-Off (Toronto)
- 7 2010 Compuware NHL Premiere – Carolina Hurricanes at Minnesota Wild (Helsinki, FIN)
- 7 Official Opening of CONSOL Energy Center – Philadelphia Flyers at Pittsburgh Penguins
- 8 2010 Compuware NHL Premiere – Minnesota Wild at Carolina Hurricanes (Helsinki, FIN)
- 8 2010 Compuware NHL Premiere – Columbus Blue Jackets at San Jose Sharks (Stockholm, SWE)
- 9 2010 Compuware NHL Premiere – San Jose Sharks at Columbus Blue Jackets (Stockholm, SWE)
- 9 2010 Compuware NHL Premiere – Phoenix Coyotes at Boston Bruins (Prague, CZE)
- 9 Stanley Cup Banner Raised – Detroit Red Wings at Chicago Blackhawks
- 10 2010 Compuware NHL Premiere – Boston Bruins at Phoenix Coyotes (Prague, CZE)
- 21 U.S. Hockey Hall of Fame Induction Ceremony (Buffalo, NY)
Inductees: Art Berglund, Derian Hatcher, Kevin Hatcher, Dr. George V. Nagobads, Jeremy Roenick
- 28 A Celebration of Lester Patrick (Boston, MA)
Recipients: Cam Neely, David Andrews, Jerry York, Jack Parker
- 30 Busiest Day in NHL season – 28 teams play

November

- 6 Hockey Hall of Fame Game (Buffalo Sabres at Toronto Maple Leafs)
- 7 Hockey Hall of Fame Legends Classic
- 8 Hockey Hall of Fame Induction Ceremony (Toronto, ON)
Inductees: Dino Ciccarelli, Cammi Granato, Angela James (Player category); Jim Devellano, The late Daryl "Doc" Seaman (Builder category)
- 8-18 2010 Subway Super Series (CHL)
- 9 NHL General Managers Meeting (Toronto)
- 11-13 U20 4 Nations Cup
- 26 NHL Founder's Day (1917) – 13 games on schedule

December

- 1 Signing deadline for Group 2 free agents
- 6-7 NHL Board of Governors Meeting (Palm Beach, FL)
- 19-27 Holiday Roster Freeze in effect. For all players on an NHL active roster, injured reserve, or players with non-roster and injured non-roster status as of midnight, local time, December 19, a roster freeze shall apply through midnight local time December 27, with respect to waivers, trades and loans, subject to the exceptions provided for in CBA Article 16.10.
- 24-25 No scheduled practices - dressing rooms closed
- 26-Jan.5 IIHF World U20 Championship (Buffalo, NY)

January

- 1 2011 Bridgestone NHL Winter Classic – Washington Capitals at Pittsburgh Penguins (Heinz Field, Pittsburgh)
- 17-19 Home Hardware CHL/NHL Top Prospects Game (Toronto, ON)
- 27-31 NHL All-Star Break (no games played)
- 28 NHL Board of Governors Meeting (Raleigh, NC)
- 29 Honda SuperSkills, 7 p.m. ET, Raleigh, NC (RBC Center)
- 30 58th NHL All-Star Game, 4 p.m. ET, Raleigh, NC (RBC Center)

February

- 1 Hockey is for Everyone Month Celebration
- 1 NHL Regular Season Schedule Resumes
- 12 CBC's Hockey Day in Canada (Host: Whitehorse, YT)
Ottawa Senators at Edmonton Oilers; Toronto Maple Leafs at Montreal Canadiens; Calgary Flames at Vancouver Canucks
- 18-20 Hockey Weekend Across America (USA Hockey)
- 20 Hockey Day in America
- 20 2011 NHL Heritage Classic – Montreal Canadiens at Calgary Flames (McMahon Stadium, Calgary)
- 28 Trade deadline (3:00 p.m. ET)

March

- 14-16 NHL General Managers Meeting (Boca Raton, FL)

April

- 7-9 NCAA Frozen Four (Xcel Energy Center, St. Paul, MN)
- 10 Last day of 2010-11 regular season
- 13 Stanley Cup Playoffs begin
- 14-24 IIHF U18 World Championship (Germany)
- 29-May 15 IIHF World Championship (Ondrej Nepela Arena in Bratislava, Slovakia & Ladislav Trojak Arena in Kosice, Slovakia)
- 30 2011 RBC Royal Bank Cup (Edgeworth Centre, Camrose, AB)

May

- 20-29 2010 MasterCard Memorial Cup (Hershey Centre, Mississauga, ON)
- 29-June 4 NHL Combine (Location: TBA)

June

- 17/18 Last possible day for 2011 Stanley Cup Final
- TBA Deadline for first club-elected salary arbitration (later of June 15 or 48 hours after the conclusion of the Stanley Cup Final, 5:00 p.m. ET)
- 22 2010 NHL Awards (Las Vegas, Nevada)
- 24-25 NHL Entry Draft (St. Paul, MN)

July

- 1 Free Agency period begins
- 5 Deadline for player-elected salary arbitration notification (5:00 p.m. ET)
- 6 Deadline for club-elected salary arbitration notification (5:00 p.m. ET)
- 20-Aug.4 Salary arbitration hearings held

August

- 6 Deadline for salary arbitration decisions to be rendered

NHL TROPHIES AND AWARDS

HART MEMORIAL TROPHY An annual award to “the player adjudged to be the most valuable to his team.” Winner selected in a poll by the Professional Hockey Writers’ Association at the end of the regular season schedule.

2010 Winner: Henrik Sedin, Vancouver Canucks

ART ROSS TROPHY An annual award “to the player who leads the league in scoring points at the end of the regular season.”

2010 Winner: Henrik Sedin, Vancouver Canucks

MAURICE “ROCKET” RICHARD TROPHY An annual award “to the player who leads the league in goals scored at the end of the regular season.”

2010 Winners: Sidney Crosby, Pittsburgh Penguins/Steven Stamkos, Tampa Bay Lightning

CALDER MEMORIAL TROPHY An annual award “to the player selected as the most proficient in his first year of competition in the National Hockey League.” Winner selected in a poll by the Professional Hockey Writers’ Association at the end of the regular season schedule.

2010 Winner: Tyler Myers, Buffalo Sabres

JAMES NORRIS MEMORIAL TROPHY An annual award “to the defense player who demonstrates throughout the season the greatest all-around ability in the position.” Winner selected in a poll by the Professional Hockey Writers’ Association at the end of the regular season schedule.

2010 Winner: Duncan Keith, Chicago Blackhawks

VEZINA TROPHY An annual award “to the goalkeeper adjudged to be the best at his position, as voted by the general managers of each of the 30 clubs.”

2010 Winner: Ryan Miller, Buffalo Sabres

LADY BYNG MEMORIAL TROPHY An annual award “to the player adjudged to have exhibited the best type of sportsmanship and gentlemanly conduct combined with a high standard of playing ability.” Winner selected in a poll by the Professional Hockey Writers’ Association at the end of the regular season schedule.

2010 Winner: Martin St. Louis, Tampa Bay Lightning

FRANK J. SELKE TROPHY An annual award “to the forward who best excels in the defensive aspects of the game.” Winner selected in a poll by the Professional Hockey Writers’ Association at the end of the regular season schedule.

2010 Winner: Pavel Datsyuk, Detroit Red Wings

CONN SMYTHE TROPHY An annual award “to the most valuable player for his team in the playoffs.” Winner selected in a poll by the Professional Hockey Writers’ Association at the conclusion of the final game of the Stanley Cup Finals.

2010 Winner: Jonathan Toews, Chicago Blackhawks

WILLIAM M. JENNINGS TROPHY An annual award “to the goalkeeper(s) having played a minimum of 25 games for the team with the fewest goals scored against it.” Winners selected on regular season play.

2010 Winner: Martin Brodeur, New Jersey Devils

JACK ADAMS AWARD An annual award presented by the National Hockey League Broadcasters’ Association to “the NHL coach adjudged to have contributed the most to his team’s success.” Winner selected by poll among members of the NHL Broadcasters’ Association at the end of the regular season.

2010 Winner: DAVE TIPPETT, PHOENIX COYOTES

BILL MASTERTON TROPHY An annual award under the trusteeship of the Professional Hockey Writers’ Association to “the National Hockey League player who best exemplifies the qualities of perseverance, sportsmanship, and dedication to hockey.” Winner selected by poll among the 26 chapters of the PHWA at the end of the regular season.

2010 Winner: Jose Theodore, Washington

LESTER PATRICK TROPHY An annual award “for outstanding service to hockey in the United States.” Eligible recipients are players, officials, coaches, executives, and referees. Winner selected by an award committee consisting of the Commissioner of the NHL, an NHL Governor, a representative of the New York Rangers, a member of the Hockey Hall of Fame Builder’s section, a member of the Hockey Hall of Fame Player’s section, a member of the U.S. Hockey Hall of Fame, a member of the NHL Broadcasters’ Association, and a member of the Professional Hockey Writers’ Association. Each (except the NHL Commissioner) is rotated annually.

2010 Winners: Jim Devellano, Mark Messier, Mike Richter

TED LINDSAY AWARD An annual award presented to the NHL’s outstanding player as selected by the members of the National Hockey League Players’ Association.

2010 Winner: Alex Ovechkin, Washington Capitals

KING CLANCY MEMORIAL TROPHY An annual award “to the player who best exemplifies leadership qualities on and off the ice and has made a noteworthy humanitarian contribution in his community.”

2010 Winner: SHANE DOAN, PHOENIX COYOTES

GENERAL MANAGER OF THE YEAR An inaugural award in 2010 in which voting is conducted among the 30 Club General Managers and a panel of NHL executives, print and broadcast media.

2010 Winner: DON MALONEY, PHOENIX COYOTES

PRESIDENTS’ TROPHY An annual award to the club finishing the regular season with the best overall record.

2010 Winner: Washington Capitals

2010-11 NHL ALIGNMENT



PACIFIC DIVISION

ANAHEIM DUCKS

Arrowhead Pond of Anaheim
2695 Katella Ave.
Anaheim, CA 92806
(714) 940-2900
G.M.: Bob Murray
Coach: Randy Carlyle
P.R.: Alex Gilchrist, Steve Hoem,
Lauren O'Gorman

DALLAS STARS

Dr. Pepper StarCenter
2601 Avenue of the Stars
Frisco, TX 75034
(214) 387-5500
G.M.: Joe Nieuwendyk
Coach: Marc Crawford
P.R.: Rob Scichili, Graham Clark

LOS ANGELES KINGS

Toyota Sports Center
555 N. Nash St.
El Segundo, CA 90245
(310) 535-4500
G.M.: Dean Lombardi
Coach: Terry Murray
P.R.: Mike Altieri, Jeff Moeller, Mike Kalinowski,
Jeremy Zager

PHOENIX COYOTES

Jobing.com Arena
6751 N. Sunset Blvd #200
Glendale, AZ 85305
(623) 772-3200
G.M.: Don Maloney
Coach: Dave Tippett
P.R.: Rich Nairn

SAN JOSE SHARKS

HP Pavilion at San Jose
525 West Santa Clara St.
San Jose, CA 95113
(408) 287-7070
G.M.: Doug Wilson
Coach: Todd McLellan
P.R.: Ken Arnold, Scott Emmert, Tom Holy,
Ryan Stenn

NORTHWEST DIVISION

CALGARY FLAMES

Pengrowth Saddledome
P.O. Box 1540, Station M
Calgary, AB T2P 3B9
(403) 777-4636
G.M.: Darryl Sutter
Coach: Brent Sutter
P.R.: Peter Hanlon, Sean Kelso

COLORADO AVALANCHE

Pepsi Center
1000 Chopper Place
Denver, CO 80204
(303) 405-1100
G.M.: Greg Sherman
Coach: Joe Sacco
P.R.: Jean Martineau, Brendan McNicholas,
Craig Stancher

EDMONTON OILERS

11230 110th Street
Edmonton, AB T5G 3H7
(780) 414-4000
G.M.: Steve Tambellini
Coach: Tom Renney
P.R.: J.J. Hebert, Rob Thomas

MINNESOTA WILD

317 Washington St.
St. Paul, MN 55102
(651) 602-6000
G.M.: Chuck Fletcher
Coach: Todd Richards
P.R.: Bill Robertson, Aaron Sickman, Ryan Stanzel

VANCOUVER CANUCKS

General Motors Place
800 Griffiths Way
Vancouver, BC V6B 6G1
(604) 899-4600
G.M.: Mike Gillis
Coach: Alain Vigneault
P.R.: T.C. Carling, Ben Brown,
Stephanie Maniag

CENTRAL DIVISION

CHICAGO BLACKHAWKS

United Center
1901 W. Madison St.
Chicago, IL 60612
(312) 455-7000
G.M.: Stan Bowman
Coach: Joel Quenneville
P.R.: Brandon Faber, Adam Rogowin,
Paul Kennedy

COLUMBUS BLUE JACKETS

Nationwide Arena
200 W. Nationwide Blvd.
Columbus, OH 43215
(614) 246-4625
G.M.: Scott Howson
Coach: Scott Arniel
P.R.: Todd Sharrock, Karen Davis, Ryan Holtmann

DETROIT RED WINGS

Joe Louis Arena
600 Civic Center Drive
Detroit, MI 48226
(313) 396-7000
G.M.: Ken Holland
Coach: Mike Babcock
P.R.: John Hahn, Todd Beam

NASHVILLE PREDATORS

Sommet Center
501 Broadway
Nashville, TN 37203
(615) 770-2300
G.M.: David Poile
Coach: Barry Trotz
PR: Tim Darling, Kevin Wilson

ST. LOUIS BLUES

Scottrade Center
1401 Clark Ave.
St. Louis, MO 63103
(314) 622-2500
G.M.: Larry Pleau
Coach: Davis Payne
P.R.: Mike Caruso, Rich Jankowski

2010-11 NHL ALIGNMENT



NORTHEAST DIVISION

BOSTON BRUINS

TD Garden
100 Legends Way
Boston, MA 02114
(617) 624-1900
G.M.: Peter Chiarelli
Coach: Claude Julien
P.R.: Matthew Chmura, Heidi Holland, Eric Tosi

BUFFALO SABRES

HSBC Arena
One Seymour H. Knox III Plaza
Buffalo, NY 14203
(716) 855-4100
G.M.: Darcy Regier
Coach: Lindy Ruff
P.R.: Michael Gilbert, Chris Bandura, Kevin Snow

MONTREAL CANADIENS

Bell Centre
1260 de La Gauchetiere Street West
Montreal, QC H3B 5E8
(514) 932-2582
G.M.: Pierre Gauthier
Coach: Jacques Martin
P.R.: Donald Beauchamp, Dominick Saillant,
Francois Marchand

OTTAWA SENATORS

Scotiabank Place
1000 Palladium Drive
Ottawa, ON K2V 1A5
(613) 599-0250
G.M.: Bryan Murray
Coach: Cory Clouston
P.R.: Phil Legault, Brian Morris, Chris Moore,
Amanda Nigh

TORONTO MAPLE LEAFS

Air Canada Centre
40 Bay St., Suite 400
Toronto, ON M5J 2X2
(416) 815-5700
G.M.: Brian Burke
Coach: Ron Wilson
P.R.: Pat Park, Craig Downey, Aaron Gogishvili

ATLANTIC DIVISION

NEW JERSEY DEVILS

Prudential Center
165 Mulberry St.
Newark, NJ 07102
(973) 757-6100
G.M.: Lou Lamoriello
Coach: John MacLean
P.R.: Mike Levine, Jeff Altstadter, Pete Albiets,
Eric Marin, Daniel Beam

NEW YORK ISLANDERS

1535 Old Country Road
Plainview, NY 11803
(516) 501-6700
G.M.: Garth Snow
Coach: Scott Gordon
P.R.: Seth Sylvan, Kimber Auerbach

NEW YORK RANGERS

Madison Square Garden
Two Pennsylvania Plaza, 14th Floor
New York, NY 10121
(212) 465-6486
G.M.: Glen Sather
Coach: John Tortorella
P.R.: John Rosasco, Brendan McIntyre,
Lauren Buchman, Dino Ticinelli

PHILADELPHIA FLYERS

Wells Fargo Center
3601 South Broad St.
Philadelphia, PA 19148
(215) 465-4500
G.M.: Paul Holmgren
Coach: Peter Laviolette
P.R.: Zack Hill, Joe Sivilie, Brian Smith

PITTSBURGH PENGUINS

Consol Energy Center
1001 Fifth Avenue
Pittsburgh, PA 15219
(412) 642-1300
G.M.: Ray Shero
Coach: Dan Bylsma
P.R.: Tom McMillan, Frank Buonomo,
Jennifer Bullano, Erik Heasley

SOUTHEAST DIVISION

ATLANTA THRASHERS

Centennial Tower
101 Marietta St., NW
Suite 1900
Atlanta, GA 30303
(404) 878-3800
G.M.: Rick Dudley
Coach: Craig Ramsay
P.R.: Rob Koch, Rob Tillotson, Matt Conti

CAROLINA HURRICANES

RBC Center
1400 Edwards Mill Rd.
Raleigh, NC 27607
(919) 467-7825
G.M.: Jim Rutherford
Coach: Paul Maurice
P.R.: Mike Sundheim, Kyle Hanlin

FLORIDA PANTHERS

BankAtlantic Center
One Panther Parkway
Sunrise, FL 33323
(954) 835-7000
G.M.: Dale Tallon
Coach: Peter DeBoer
P.R.: Justin Copertino, Matt Sacco

TAMPA BAY LIGHTNING

St. Pete Times Forum
401 Channelside Drive
Tampa, FL 33602
(813) 301-6500
G.M.: Steve Yzerman
Coach: Guy Boucher
P.R.: Bill Wickett, Brian Breseman

WASHINGTON CAPITALS

Kettler Capitals Iceplex
627 N. Glebe Rd., Suite 850
Arlington, VA 22203
(202) 266-2200
G.M.: George McPhee
Coach: Bruce Boudreau
P.R.: Nate Ewell, Sergey Kocharov,
Kelly Murray

STANLEY CUP CHAMPIONS

SEASON WINNING TEAM

2009-10	Chicago Blackhawks
2008-09	Pittsburgh Penguins
2007-08	Detroit Red Wings
2006-07	Anaheim Ducks
2005-06	Carolina Hurricanes
2003-04	Tampa Bay Lightning
2002-03	New Jersey Devils
2001-02	Detroit Red Wings
2000-01	Colorado Avalanche
1999-00	New Jersey Devils
1998-99	Dallas Stars
1997-98	Detroit Red Wings
1996-97	Detroit Red Wings
1995-96	Colorado Avalanche
1994-95	New Jersey Devils
1993-94	New York Rangers
1992-93	Montreal Canadiens
1991-92	Pittsburgh Penguins
1990-91	Pittsburgh Penguins
1989-90	Edmonton Oilers
1988-89	Calgary Flames
1987-88	Edmonton Oilers
1986-87	Edmonton Oilers
1985-86	Montreal Canadiens
1984-85	Edmonton Oilers
1983-84	Edmonton Oilers
1982-83	New York Islanders
1981-82	New York Islanders
1980-81	New York Islanders
1979-80	New York Islanders
1978-79	Montreal Canadiens
1977-78	Montreal Canadiens
1976-77	Montreal Canadiens
1975-76	Montreal Canadiens
1974-75	Philadelphia Flyers
1973-74	Philadelphia Flyers
1972-73	Montreal Canadiens
1971-72	Boston Bruins
1970-71	Montreal Canadiens
1969-70	Boston Bruins
1968-69	Montreal Canadiens
1967-68	Montreal Canadiens
1966-67	Toronto Maple Leafs
1965-66	Montreal Canadiens
1964-65	Montreal Canadiens
1963-64	Toronto Maple Leafs
1962-63	Toronto Maple Leafs

SEASON WINNING TEAM

1961-62	Toronto Maple Leafs
1960-61	Chicago Blackhawks
1959-60	Montreal Canadiens
1958-59	Montreal Canadiens
1957-58	Montreal Canadiens
1956-57	Montreal Canadiens
1955-56	Montreal Canadiens
1954-55	Detroit Red Wings
1953-54	Detroit Red Wings
1952-53	Montreal Canadiens
1951-52	Detroit Red Wings
1950-51	Toronto Maple Leafs
1949-50	Detroit Red Wings
1948-49	Toronto Maple Leafs
1947-48	Toronto Maple Leafs
1946-47	Toronto Maple Leafs
1945-46	Montreal Canadiens
1944-45	Toronto Maple Leafs
1943-44	Montreal Canadiens
1942-43	Detroit Red Wings
1941-42	Toronto Maple Leafs
1940-41	Boston Bruins
1939-40	New York Rangers
1938-39	Boston Bruins
1937-38	Chicago Blackhawks
1936-37	Detroit Red Wings
1935-36	Detroit Red Wings
1934-35	Montreal Maroons
1933-34	Chicago Blackhawks
1932-33	New York Rangers
1931-32	Toronto Maple Leafs
1930-31	Montreal Canadiens
1929-30	Montreal Canadiens
1928-29	Boston Bruins
1927-28	New York Rangers
1926-27	Ottawa Senators
1925-26	Montreal Maroons
1924-25	Victoria Cougars
1923-24	Montreal Canadiens
1922-23	Ottawa Senators
1921-22	Toronto St. Pats
1920-21	Ottawa Senators
1919-20	Ottawa Senators
*1918-19	No Decision
1917-18	Toronto Arenas

* The 1919 Final between the Seattle Metropolitans and Montreal Canadiens was cancelled due to an influenza epidemic.

HOCKEY OPERATIONS

ORDER OF SELECTION FOR 2011 ENTRY DRAFT

The NHL's annual Draft Drawing is a weighted lottery system to determine the order of selection for the first 14 picks of the 2011 Entry Draft.

The 14 teams that did not qualify for the Stanley Cup Playoffs, or clubs that acquired those clubs' 2010 first-round draft picks, participate in the Drawing.

The Club selected in the drawing may not move up more than four positions in the draft order, thus only the five Clubs with the fewest regular-season points have the opportunity to receive the first overall selection.

No Club can move down more than one position as a result of the Draft Drawing.

In the first round of the 2011 Entry Draft, the order of selection is as follows:

- a) The first 14 selections, as determined by the Draft Drawing (see above);
- b) Clubs eliminated in the first two rounds of the 2011 Stanley Cup Playoffs, regular-season division winners excluded, in inverse order of points;
- c) Regular-season division winning clubs eliminated in the first two rounds of the 2011 Stanley Cup Playoffs, in inverse order of points;
- d) Clubs eliminated in the 2011 Conference Finals, in inverse order of points;
- e) Stanley Cup finalist
- f) Stanley Cup champion

In the second and subsequent rounds the order of selection is as follows:

- a) Non-playoff clubs in inverse order of points;
- b) Clubs eliminated in the first two rounds of the 2011 Stanley Cup Playoffs, regular-season division winners excluded, in inverse order of points;
- c) Regular-season division winning clubs eliminated in the first two rounds of the 2011 Stanley Cup Playoffs, in inverse order of points;
- d) Clubs eliminated in the 2011 Conference Finals, in inverse order of points;
- e) Stanley Cup finalist
- f) Stanley Cup champion

ELIGIBILITY FOR CLAIM

- a) All Players age 18 or older are eligible for claim in the Entry Draft, except:
 - i. a Player on the Reserve List of a Club, other than as a try-out;
 - ii. a Player who has been claimed in two prior Entry Drafts;
 - iii. a Player who previously played in the League and became a Free Agent pursuant to this Agreement;
 - iv. a Player age 21 or older who: (A) has not been selected in a previous Entry Draft and (B) played hockey for at least one season in North America when he was age 18, 19, or 20 and shall be eligible to enter the League as an Unrestricted Free Agent pursuant to Article 10.1(d); and 18
 - v. a Player age 22 or older who has not been selected in a previous Entry Draft and shall be eligible to enter the League as an Unrestricted Free Agent pursuant to Article 10.1(d).

UNSIGNED DRAFT CHOICES

- a) A player aged 18 or 19 who was selected in the first three rounds of the Entry Draft and who was not signed by his NHL Club may not be retained by the Club and must be returned to his junior Club no later than the day prior to the opening of the NHL regular season.
- b) A player aged 18 or 19 who was selected in the fourth or subsequent rounds who has not been signed by his NHL Club may not be retained by his Club and must be returned to his junior Club no later than the fourth day prior to the opening of the NHL regular season.

ENTRY LEVEL PLAYERS

1. Players 18 through 21 years of age when signing their first contract must remain in the entry-level system for a period of three years; players age 22 and 23 when signing their first contract are in the entry level system for two years; while those age 24 when signing their first contract are in the entry level system for one year. Age is defined as the player's age on September 15 of the calendar year in which he signs the contract, regardless of his actual age on the date he signs such contract.
2. In the event that a signed 18 or 19-year-old player does not play a minimum of 10 NHL games (regular season and/or playoffs) in his first season under contract, the term of his player contract and his number of years in the entry level system will be extended for a period of one year. The exception to this is a 19-year-old player who turns 20 years of age between September 16 and December 31 in his first contract year.
3. In the event that a player signs his first contract at age 18 and has had his Player Contract extended for one season already, and such player does not play at least 10 NHL games (regular season and/or playoffs) in the second season under that player's Player Contract, then the term of his Player Contract and his number of years in the Entry Level System shall be extended for one additional year.

23-MAN ROSTER

There may be a maximum of 23 players on each Club's playing roster at any one time from the commencement of the NHL regular season through the trade deadline. Prior to the start of the season, each Club must submit to the NHL its "Opening Day Playing Roster" which shall be comprised of not more than 23 players. Each Club must have a roster of at least 20 players, composed of 18 skaters and two goaltenders. Players on Injured Reserve do not count in the 23-Man Roster limit.

HOCKEY OPERATIONS

INJURED RESERVE LIST

In the event that a player is injured and a Club wishes to place him on the Injured Reserve List, the Club must follow these procedures.

1. A Club may place a player on the injured reserve list if such player is injured, disabled or ill and unable to perform his duties as a hockey player after having passed the Club's initial physical examination in that season.
2. A player who has an injury that renders him physically unable to play for a minimum of seven days after that date of the injury can be placed on the Club's Injured Reserve List. Once a player is placed on the injured reserve, the Club may replace said player on its NHL roster with another player. All determinations that a player has suffered an injury warranting injured reserve status must be made by the Club's medical staff and in accordance with the Club's medical standards.
3. A player placed on Injured Reserve is ineligible to compete in NHL games for a period of not less than seven days from the date of injury.
4. Players on Injured Reserve may attend Club meetings and meals, travel with the Club and participate in practice sessions.
5. Players on Injured Reserve are prohibited from appearing in games, participating in pre-game warm-ups with their Clubs, or dressing in game uniforms on game days.

REGULAR SEASON WAIVERS

For purposes of Regular Waivers and Re-Entry Waivers, the five (5) year exemption for an 18 year old skater and the four (4) year exemption for a 19 year old skater shall both be reduced to three (3) years commencing the first season that the 18 or 19 year old skater plays in eleven (11) NHL Games or more. The next two (2) seasons, regardless of whether the skater plays any NHL Games in either season, shall count as the second and third years toward satisfying the exemption. For purposes of Regular Waivers and Re-Entry Waivers, the six (6) year exemption for an 18 year old goalie and the five (5) year exemption for a 19 year old goalie shall both be reduced to four (4) years commencing the first season that the 18 or 19 year old goalie plays in eleven (11) NHL Games or more. The next three (3) seasons, regardless of whether the goalie plays any NHL Games in any of those three (3) seasons, shall count as the next three (3) years toward satisfying the exemption.

The first season in which a Player who is age 20 or older plays in one (1) or more Professional Games shall constitute the first year for calculating the number of years he is exempt from Regular Waivers and Re-Entry Waivers.

A Player 25 years old or older who plays in one (1) or more Professional Games in any season shall be exempt from Regular Waivers and Re-Entry Waivers for the remainder of that season.

TIE-BREAKING PROCEDURES

At the conclusion of the regular season, the standing of the teams in each Conference shall be determined in accordance with the following priorities in the order listed:

- a) First place in each of the three (3) divisions seeded 1, 2, and 3.
- b) The higher number of points earned by the Club.
- c) The greater number of games won by the Club.
- d) The higher number of points earned in games against each other among two (2) or more Clubs having equal standing under priority (b) and (c) **
- e) The greater differential between goals scored for and against by Clubs having equal standing under priority (d).

** NOTE: For the purpose of determining standing under priority (d) for two or more tied Clubs that have not played an even number of games with one or more of the other tied Clubs, the first game played in the city that has the extra game (the "odd game") shall not be included. When more than two Clubs are tied, the percentage of available points earned in games among each other (and not including any "odd games") shall be used to determine standing.

HOCKEY OPERATIONS CRITICAL DATES

Oct. 3	18 and 19 year old unsigned draft choices claimed in fourth or subsequent rounds of the NHL Entry Draft and unclaimed unsigned players must be returned to their Junior clubs
Oct. 6	Opening Day Playing Rosters set (3:00 p.m. ET)
Oct. 6	18 and 19 year old unsigned draft choices claimed in the first three (3) rounds of the NHL Entry Draft must be returned to their Junior clubs
Dec. 1	Signing deadline for Group 2 free agents (5:00 p.m. ET)
Dec. 19-27	Holiday Roster Freeze in effect. For all players on an NHL active roster, injured reserve, or players with non-roster and injured non-roster status as of midnight, local time, December 19, a roster freeze shall apply through midnight local time December 27, with respect to waivers, trades and loans, subject to the exceptions provided for in CBA Article 16.10.
Dec. 24-25	No scheduled practices - dressing rooms closed
Feb. 28	Trade deadline (3:00 p.m. ET)
June 1	Deadline for making Bona Fide Offers to prior year's NHL Entry Draft picks (5:00 p.m. ET)
TBA	Deadline for first club-elected salary arbitration (later of June 15 or 48 hours after the conclusion of the Stanley Cup Final, 5:00 p.m. ET)
July 1	Free Agency period begins
July 5	Deadline for player-elected salary arbitration (5:00 p.m. ET)
July 6	Deadline for club-elected salary arbitration (5:00 p.m. ET)
July 15	Qualifying offers expire automatically (5:00 pm. ET)
July 20-Aug.4	Salary arbitration hearings held
Aug. 6	Deadline for salary arbitration decisions to be rendered

HOCKEY TERMS

Backchecking

Forwards in the attacking zone skate back to their own end to protect their own net and prevent opponent's shots on goal.

Boarding

An excessively violent board check against an opponent.

Body Check

The legal use of the body (most often the hip or shoulder) to knock an opponent off the puck.

Breakaway

A clear scoring opportunity where no defensive player is between the puck carrier and the goaltender.

Breakout

Beginning an offensive rush by passing the puck out of the defensive zone up into the neutral ice zone.

Butt-Ending

Use of the shaft end of the stick in a jabbing motion to hit an opponent.

Charging

Taking more than three skating strides prior to checking an opponent.

Cross-Checking

Hitting an opponent with both hands on the stick and no part of the stick on the ice.

Delay of Game

When any player, while in his defending zone, shoots the puck directly (non-deflected) out of the playing surface, except where there is no glass, a penalty will be assessed for delaying the game. When the puck is shot into the players' bench, the penalty will not apply. When the puck is shot over the glass behind the players' bench, the penalty will be assessed.

Diving

A minor penalty may be assessed for any player who "dives" or embellishes a fall or reaction to draw a penalty.

Drop Pass

A pass in which the player carrying the puck leaves it behind for a trailing teammate.

Face-Off

The act of dropping the puck between opposing players to begin play.

Five-Hole

The area where a shooter would attempt to score between a goalie's pads.

Freezing the puck

Pinning the puck against the boards with either the stick or the skates.

Game Misconduct

A penalty that disqualifies a player for the remainder of the game.

Goal Crease

The blue semicircular area in front of each goal designed to protect goalies from interference by attacking players.

Hat Trick

Three goals in a single game by a single player. If a player scores three consecutive goals in a game it is known as a "natural hat trick."

Head Manning

A forward pass made to an attacking teammate farther up the ice.

Icing

Shooting the puck from behind the red line (center ice) beyond the opponent's goal line. After an icing call, a face-off is held in the offender's zone. Icing is legal when a team is shorthanded, when the puck passes through the goal crease, if the goalie plays the puck, if a defensive player could have played the puck, or if an attacking player touches the puck first. A team that ices the puck will not be permitted to make any player substitutions prior to the ensuing face-off. The determination of players on-ice will be made when the puck leaves the offending player's stick.

Interference

Illegal body contact with an opponent who is not in possession of the puck, or knocking an opponent's fallen stick out of his reach.

Major Penalty

A five-minute penalty called for fighting or flagrant minor infractions, such as high-sticking, butt-ending, or elbowing.

Man Advantage

A team with one or more players on the ice than the opposing team.

Minor Penalty

A two-minute penalty called for a variety of infractions, including holding, interference, cross-checking, delay of game, and too many men on the ice.

Misconduct Penalty

A ten-minute penalty called against an individual. Substitutes are permitted to immediately replace a player serving a misconduct penalty.

Neutral Zone

The area (neither offensive or defensive) between the two blue lines.

One-Timer

A shot towards the goal in which the shooter receives a pass and shoots the puck without stopping it.

Off-Side

Occurs when both skates of an attacking player cross the blue line into the attacking zone before the puck. Results in a face-off in the neutral zone.

Penalty Killing

The act of preventing goals while playing shorthanded.

Penalty Shot

A one-on-one breakaway situation awarded to an attacker when that attacker is fouled from behind and is denied a breakaway scoring opportunity, or when the goaltender deliberately displaces the goal post during the course of a breakaway, or when a defensive player falls on the puck in his own goal crease.

Point

A position just inside the attacking blue line usually occupied by a defenseman when their team is in control of the puck inside the attack zone.

Poke Check

A defensive play in which the puck is removed from the possession of an attacker with the blade of the stick.

Power Play

Occurs when a team has a one or two man advantage over the opposition due to penalties.

Shootout

The shootout is used to decide tie games. The "breakaway" is the most exciting play in hockey, and the shootout gives each team the opportunity to use the breakaway in order to determine a winner. If the game remains tied following sudden-death overtime, then a shootout will occur. Three players from each team will participate in the shootout in the order the coach selects. The teams alternate shots. The team with the most goals after each team has taken three shots is declared the winner, unless the outcome is determined earlier in the shootout (example: if Team A is ahead 2-0 after each team has taken two shots). If the score remains tied, the shootout will proceed to a "sudden death" format until there is a winner.

Shorthanded

Occurs when the opposition team has a one or two man advantage due to penalties.

Slashing

Hitting an opposing player with the stick or swinging the stick at an opposing player.

Slot

The area directly in front of the goal crease (between the face-off circles) where many scoring opportunities take place.

Spearing

Stabbing an opponent with the point of the stick blade while the stick is being carried in one or both hands.

"Tag-Up" Rule

If while an offside is delayed, the linesman shall nullify the offside if all players of the offending team clear the zone by making skate contact with the blue line, permitting the attacking players to re-enter the zone or if the defending team passes or carries the puck into the neutral zone. Play will continue if offensive players who preceded the puck into the attacking zone return to the blue line and "tag" it.

HOW TO FIGURE

**** NOTE:** No individual skater/goaltender statistics apply for the shootout

Assist

An assist is awarded to the player or players (maximum of two) who touched the puck prior to the goal, provided no defender plays or possesses the puck in between.

Coaches Record

A coach receives a "W" for a win in regulation, overtime or shootout; an "L" for a loss in regulation; or an "OT" for a loss in overtime or shootout.

Game Played

A player receives credit for playing in a game if: i) he steps on the ice during time played or; ii) serves any penalty.

Game-Winning Goal

After the final score has been determined, the goal which leaves the winning Club one goal ahead of its opponent is the game-winning goal (example: if Team A beats Team B 8-3, the player scoring the fourth goal for Team A receives credit for the game-winning goal).

Goal

A goal is awarded to the last player on the scoring Club to touch the puck prior to the puck entering the net.

Goals-Against Average

Multiply goals allowed (GA) by 60 and divide by minutes played (MINS).

Goaltender Record

A goaltender receives a "W" for a win in regulation, overtime or shootout; an "L" for a loss in regulation; or an "OT" for a loss in overtime or shootout.

Penalty-Killing Pct.

Subtract total number of power-play goals allowed from total number of shorthanded situations to get total number of power-plays killed. Divide the total number of power-plays killed by the total number of shorthanded situations.

Plus-Minus

A player receives a "plus" if he is on the ice when his Club scores an even-strength or shorthand goal. He receives a "minus" if he is on the ice for an even-strength or shorthand goal scored by the opposing Club. The difference in these numbers is considered the player's plus-minus statistic.

Power-Play Goal

A goal scored by a Club while it has a manpower advantage due to an opponent's penalty. Following are some examples of what is and is not considered a power-play goal:

- if a Club has an advantage on a minor penalty starting at 2:02 of the period and it scores at 4:02, the goal is not a power-play goal.
- if a Club scores on a delayed penalty, the goal is not a power-play goal.
- if a Club has an advantage due to a five-minute major or match penalty, that Club is always credited with having one more advantage than the number of power-play goals it scores during that advantage, because the penalty does not expire. A new advantage begins after each power-play goal. For example, if Team A scores three goals during a major penalty, it is credited with four advantages.
- if a Club is on a power-play for any length of time, it is considered to have had an advantage.
- if a minor penalty is incurred by a Club on a power-play due to a major penalty, a new advantage is given to that Club when its minor penalty expires, provided the opponent's major penalty is still in effect.

Power-Play Percentage

Total number of power-play goals divided by total number of power-play opportunities.

Save Percentage

Subtract goals allowed (GA) from shots against (SA) to determine saves. Then divide saves by shots-against.

Shooting Percentage

Divide the number of goals scored by the number of shots taken.

Shorthand Goal

A goal scored by a Club while it is at a manpower disadvantage. The same cases apply for shorthand as for power-play goals, but in the opposite manner.

Shot on Goal

If a player shoots the puck with the intention of scoring and if that shot would have gone in the net had the goaltender not stopped it, the shot is recorded as a "shot on goal".

Shutout

If two goaltenders combine for a shutout, neither receives credit for the shutout. Instead it is recorded as a Club shutout.

Tenths of a Second

If a penalty or goal occurs in the last minute, the time is rounded off to the previous second (ex: if a penalty is called with 12.4 seconds left in a period, the time is indicated as 19:47 and not 19:48.)

2010-11 NHL ON-ICE OFFICIALS

REFEREES

Name	Sweater #
AUGER, Stephane	15
*BANFIELD, David	44
*CHARRON, Frances	46
*CIAMAGA, Chris	41
DEVORSKI, Paul	10
DWYER, Gord.	19
FURLATT, Eric	27
HASENFRATZ, Mike	30
*HEBERT, Ghislain	49
*HEBERT, Jean	43
JACKSON, Dave.	8
JOANNETTE, Marc.	25
KIMMERLY, Greg	18
KOWAL, Tom.	32
KOZARI, Steve	40
L'ECUYER, Frederick	17
LARUE, Dennis.	14
LEE, Chris	28
LEGGO, Mike	3
MARTELL, Rob.	26
MCCAULEY, Wes	4
McCREARY, Bill	7
MEIER, Brad	34
MORTON, Dean	36
O'HALLORAN, Dan.	13
O'ROURKE, Dan.	9
PEEL, Tim	20
POCHMARA, Brian.	16
POLLOCK, Kevin	33
REHMAN, Kyle	37
ROONEY, Chris	5
ST. LAURENT, Francois	38
ST. PIERRE, Justin	12
SUTHERLAND, Kelly	11
VAN MASSENHOVEN, Don	21
*VINNERBORG, Marcus	45
WALKOM, Stephen	24
WALSH, Ian	29
WATSON, Brad	23

* minor league official

LINESMEN

Name	Sweater #
AMELL, Derek	75
BARTON, Steve	59
BRISEBOIS, David	96
CAMERON, Lonnie	74
CHAMPOUX, Pierre	67
CHERREY, Scott.	50
CORMIER, Michel.	76
CVIK, Mike.	88
DEVORSKI, Greg	54
DRISCOLL, Scott	68
GALLOWAY, Ryan	82
GIBBS, Darren	66
HENDERSON, Don	91
HEYER, Shane	55
KOVACHIK, Brad	71
LAZAROWICH, Brad	86
MACH, Brian	78
McELMAN, Andy	90
MILLER, Steve	89
MORIN, Jean	97
MURPHY, Brian	93
MURRAY, Jonny.	95
NANSEN, Derek	70
NELSON, Thor	80
NOWAK, Tim	77
PANCICH, Bryan.	94
RACICOT, Pierre	65
RODY, Vaughan	73
SCHACHTE, Dan	52
SERICOLO, Anthony	84
SHARRERS, Jay	57
SHEWCHYK, Mark	92
WHEELER, Mark	56

SPORTS MEDICINE GLOSSARY

Abduction: Movement of a joint away from the center of the body.

AC Joint (Acromioclavicular joint): Joint of the shoulder where acromion process of the shoulder blade and the distal end of the collarbone meet; most shoulder separations occur at this point.

Adduction: Movement of a joint toward the center of the body.

Adhesion: Abnormal adherence of collagen fibers to surrounding structures during immobilization following trauma or as a complication of surgery which restricts normal elasticity of the structures involved; or scar tissue which forms after trauma or surgery which can restrict normal motion.

Aerobic: Exercise in which energy needed is supplied by oxygen inspired and is required for sustained periods of vigorous exercise with a continually high pulse rate.

Anabolic Steroids: Steroids that promote tissue growth by creating protein in an attempt to enhance muscle growth. The main anabolic steroid is testosterone (male sex hormone).

Anaerobic: Exercise without the use of oxygen as an energy source; short bursts of vigorous exercise.

Anterior Cruciate Ligament (ACL): A primary stabilizing ligament within the center of the knee joint that prevents hyperextension and excessive rotation of the joint. A complete tear of the ACL necessitating reconstruction could require up to 12 months of rehabilitation.

Anti Inflammatory: Any agent which prevents inflammation, such as aspirin or ibuprofen.

Arteriogram: A film demonstrating arteries after injection of a dye.

Arthrogram: X ray technique for joints using air and/or dye injected into the affected area; useful in diagnosing meniscus tears of the knee and rotator cuff tears of the shoulder.

Arthroscope: An instrument used to visualize the interior of a joint cavity.

Arthroscopy: A surgical examination of the internal structures of a joint by means of observation through an arthroscope. An arthroscopic procedure can be used to remove or repair damaged tissue or as a diagnostic procedure in order to inspect the extent of any damage or confirm a diagnosis.

Atrophy: To shrivel or shrink from disuse; as in muscular atrophy.

Baker's Cyst: Localized swelling of a bursa sac in the back of the knee as a result of fluid that has escaped from the knee capsule. A Baker's cyst indicates that there is a trauma inside the knee joint that leads to excessive fluid production.

Bone Scan: An imaging procedure in which a radioactive labeled substance is injected into the body to determine the status of a bone injury. If the radioactive substance is taken up by the bone at the injury site, the injury will show as a 'hot spot' on the scan image. The bone scan is particularly useful in the diagnosis of stress fractures.

Bursa: A fluid filled sac located in areas where friction is likely to occur. The bursa sac minimizes the friction, for example, between a tendon and bone.

Cartilage: Smooth, slippery substance preventing two ends of bones from rubbing together and grating. Most joints use this to cover bones next to each other. A meniscus is made of cartilage.

CAT Scan (Computerized Tomography): Use of a computer to produce a cross-sectional view of the anatomical part being investigated from x ray data.

Chondromalacia: Roughening of the articular cartilage. Best known for the roughening of the underside of the kneecap, which can occur in any kneecap injury.

Clavicle: Collarbone; the bone connecting the breastbone with the shoulder blade.

Closed Reduction: Re-alignment of a fracture or dislocation without surgery.

Coccyx: The 'tailbone,' a group of four vertebrae that are fused together to form a small triangular bone, located at the terminal end of the spine.

Concussion: Jarring injury of the brain resulting in dysfunction. It can be graded as mild, moderate or severe, depending on loss of consciousness, amnesia and loss of equilibrium.

Contusion: An injury to a muscle and tissues caused by a blow from a blunt object.

Corticosteroids: Used to suppress joint inflammation and inflammation in a bursa or near tendons.

Cryotherapy: A treatment with the use of cold.

Cyst: Abnormal sac containing liquid or semi solid matter.

Degenerative Joint Disease: Changes in the joint surfaces as a result of repetitive trauma and 'wear and tear'.

Deltoid Ligament: Ligament that connects the tibia to bones of the medial aspect of the foot and is primarily responsible for stability of the ankle on the medial side. Is sprained less frequently than other ankle ligaments.

Deltoid Muscle: Muscles at the top of the arm, just below the shoulder, responsible for shoulder motions in the front, side and back.

Disc, Intervertebral: A flat, rounded plate between each vertebrae of the spine. The disc consists of a thick fiber ring which surrounds a soft gel like interior. It functions as a cushion and shock absorber for the spinal column.

Dislocation: Complete displacement of joint surfaces.

Electromyogram (EMG): Test to determine nerve function.

Epicondylitis: Inflammation of tendons at the elbow due to overuse. Common in tennis players (outer part of elbow) and golfers (inner part of elbow)

Etiology: Study of the cause of injury and disease.

Extension: Action of straightening of a joint as achieved by an extensor muscle.

Fascia: A connective tissue sheath consisting of fibrous tissue and fat which unites the skin to the underlying tissue.

Fat Percentage: The amount of body weight that is adipose, fat tissue. Fat percentage can be calculated by underwater weighing, measuring select skinfold thickness or by analyzing electrical impedance.

Femur: Thighbone; longest bone in the body.

Fibula: Smaller of the two bones in the lower leg; runs from the knee to the ankle along the outside of the lower leg.

Flexibility: The ability of muscle to relax and yield to stretch forces.

Fracture: Breach in continuity of a bone. Types of fractures include simple, compound, comminuted, greenstick, incomplete, impacted, longitudinal, oblique, open, stress or transverse.

Glenohumeral: The shoulder girdle; consists of the glenoid capsule, head of the humerus and labrum.

Glenoid: Cavity of the scapula into which the head of the humerus fits to form the shoulder girdle.

Glenoid Labrum: A rim of fibrocartilaginous tissue attached around the margin of the glenoid fossa.

Grade One Injury: A mild injury in which ligament, tendon or other musculoskeletal tissue may have been stretched, but not torn or otherwise disrupted.

Grade Two Injury: A moderate injury in which musculoskeletal tissue has been partially, but not totally torn, causing appreciable limitation in function of the injured tissue.

Grade Three Injury: A severe injury in which tissue loss has been significant, and in many cases, totally torn or otherwise disrupted, causing a virtual loss of function.

Groin: Junction of the thigh and abdomen, location of muscles that rotate, flex and adduct the hip.

Hammer Toe: Condition when the first digit of a toe is at a different angle than the remaining digits of the same toe.

Hamstring: Category of muscle that runs from the buttocks to the knee along the back of the thigh. It functions to flex the knee and is often times injured as a result of improper conditioning or lack of muscle flexibility.

Hemarthrosis: Accumulation of blood within a joint as a result of an acute injury.

Hematoma: Mass produced by an accumulation of coagulated blood in a cavity or in soft tissues.

High Ankle Sprain: Disruption of thick connective tissue between the tibia and fibula above the ankle joint.

Hip Pointer: Contusion to the iliac crest.

SPORTS MEDICINE GLOSSARY

Hydrotherapy: Treatment using water.

Hyperextension: Extreme extension of a limb or body part.

Ice and Stimulation: Use of ice to reduce inflammation and muscle stimulation by surface electrodes to maintain muscle strength used in rehabilitation of injury.

Iliotibial Band: A thick, wide fascial layer that runs from the iliac crest to the knee joint on the outside of the thigh.

Inflammation: The body's natural response to injury in which the injury site might display various degrees of pain, swelling, heat, redness and/or loss of function.

Isometric Contraction: Muscular contraction in which tension is developed but no mechanical work is done.

Labrum (Labrum Glenoidule): The cartilage of the glenoid cavity in the shoulder. A lip edged or lip like structure.

Lateral Collateral Ligament (LCL): Ligament of the knee along the outer aspect that connects the femur to the fibula. It provides lateral stability to the joint.

Ligament: Band of fibrous tissue that connects bone to bone or bone to cartilage and supports and strengthens joints.

Magnetic Resonance Imaging (MRI): Imaging procedure in which a radio frequency pulse causes certain electrical elements of the injured tissue to react to this pulse and through this process a computer display and permanent film establish a visual image. MRI does not require radiation and is very useful in the diagnosis of soft tissue, disc and meniscus injuries.

Mandible: Jaw bone

Medial Collateral Ligament (MCL): Ligament of knee along the inner aspect that connects the femur to the tibia.

Meniscus: Crescent-shaped cartilage, usually pertaining to the knee joint; also known as cartilage. There are two menisci in the knee - medial and lateral. These work to absorb weight within the knee and provide stability.

Metacarpals: Five long bones of the hand, joining the fingers to the wrist.

Metatarsals: Five long bones of the foot, running from the ankle to the toes.

Myositis: Inflammation of a muscle.

Open Reduction: Re-alignment of a fracture or dislocation with surgery.

Orthotic: Any device applied to or around the body of physical impairment of disability. Commonly used to control foot mechanics.

Osteochondritis Dessicans: A piece of bone and/or cartilage loosened from its attachment after trauma and a cause of a lesion.

Osteomyelitis: An inflammatory disease of bone caused usually by infection with streptococcus or staphylococcus bacteria.

Patella: The kneecap. The patella functions to protect the distal end of the femur as well as increase the mechanical advantage and force generating capacities of the quadriceps muscle group.

Plantar Fasciitis: Inflammation of the plantar (a thick tissue on the bottom of the foot which helps create the arch) fascia; associated with overuse or acute foot injury.

Posterior Cruciate Ligament (PCL): A primary stabilizing ligament of the knee that provides significant stability and prevents displacement of the tibia backward within the knee joint. A complete tear of this ligament necessitating reconstruction could require up to 12 months of rehabilitation.

Quadricep Muscles: A group of four muscles of the front thigh that run from the hip and form a common tendon at the patella; they are responsible for knee extension.

Radius: Bone in the forearm from elbow to the thumb side of the wrist.

Reconstruction: Surgical rebuilding of a joint using natural, artificial or transplanted materials.

Rotator Cuff: Comprised of four muscles in the shoulder area that can be irritated by overuse. The muscles are the supraspinatus (most commonly injured), infraspinatus, teres minor and subscapularis.

Sacroiliac: Junction of the sacrum, the lower back bone, with the pelvis.

Sacrum: Group of five fused vertebrae located just below the lumbar vertebrae of the lower back, which form part of the pelvis.

Scapula: Shoulder blade.

Sciatica: Irritation of the sciatic nerve resulting in pain or tingling running down the inside of the leg.

Sciatic Nerve: Major nerve that carries impulses for muscular action and sensations between the low back and thigh and lower leg; it is the longest nerve in the body.

Shin Splint: A catch all syndrome describing pain in the shin that is not a fracture or tumor and cannot be defined otherwise.

Spleen: Large, solid organ responsible for the normal production and destruction of blood cells located under the left rib cage.

Spondylosis: Abnormal vertebral fixation or immobility, or a general term for arthritis of the spine.

Sprain: Injury resulting from the stretching or twisting of the joint and causes various degrees of stretching or tearing of a ligament or other soft tissue at the joint.

Strain: Injury resulting from a pulling or torsion to the muscle or tendon that causes various degrees of stretching or tearing to the muscle or tendon tissue.

Stress Fracture: A hair line type of break in a bone. Caused by overuse.

Subluxation: Partial dislocation of a joint. The term usually implies that the joint can return to a normal position without formal reduction.

Synovial Fluid: Lubricating fluid for joints and tendons, produced in synovium, or the inner lining of a joint.

Synovitis: Inflammation of the synovial lining of a joint.

Talus: The ankle bone that articulates with the tibia and fibula to form the ankle joint.

Tarsals: Group of seven bones of the foot consisting of the calcaneal, talus, cuboid and three cuneiform bones.

Tendinitis: Inflammation of the tendon and/or tendon sheath, caused by chronic overuse or sudden injury.

Tendon: Tissue that connects muscle to bone.

Tenosynovitis: Swelling or inflammation of a tendon sheath caused by calcium deposits, repeated strain or trauma.

Tibia: Shin bone; larger of the two bones of the lower leg and is the weight bearing bone of the shin.

Transcutaneous Electrical Nerve Stimulator (TENS): An electrical modality that sends a mild current through pads at the injury site which stimulates the brain to release the natural analgesic endorphin.

Transverse Process: Small lateral projection off the right and left side of each vertebrae that functions as an attachment site for muscles and ligaments of the spine.

Triceps: Muscle of the back of the upper arm, primarily responsible for extending the elbow.

Ulna: Inner bone of the forearm that runs from the tip of the elbow to the little finger side of the wrist.

Ulnar Nerve: Nerve in the elbow commonly irritated from excessive throwing.

Ultrasound: An electrical modality that transmits a sound wave through an applicator into the skin to the soft tissue in order to heat the local area for relaxing the injured tissue and/or disperse edema...Also a type of imaging study for certain body areas.

"Wind Knocked Out": Syndrome describing a contraction of the abdominal nerve trunk, the solar plexus, as a result of an abdominal contusion.

PHOENIXCOYOTES.COM

The Coyotes provide exclusive, comprehensive coverage of the team on a daily basis via its official Web site - phoenixcoyotes.com.

GAME DAY COVERAGE

Starting with the morning skate and continuing through the post-game interviews, phoenixcoyotes.com provides its visitors with extensive coverage on game days. Each game day, written and video previews are posted to the site. Written and video recaps are posted shortly after games, as are photo slideshows, press conferences and blogs.

OFF-DAY COVERAGE

On days when the Coyotes do not play games, phoenixcoyotes.com provides written and video features, plus news and notes from practices.

MULTIMEDIA

Visitors to phoenixcoyotes.com can watch and/or listen to extensive video and audio clips at phoenixcoyotes.com. Interviews with Coyotes players and coaches are available before and after games. All press conferences and team events within the community are featured in widescreen video format. And phoenixcoyotes.com also lets fans listen to live broadcasts of all Coyotes games.

E-NEWS

Be the first to know about breaking Coyotes news regarding player signings, trades, and ticket specials by signing up for the team's free Tape-to-Tape E-newsletter.

TEAM

Learn the latest news on all of your favorite Coyotes players and coaches. View in-depth bios, as well as the Future Coyotes section, which provides up-to-date information on prospects.

NEWS

Check this section for archived press releases, stories, features and game recaps.

SCHEDULE

Results from every game and the team's upcoming schedule are available at this section of the site. This section also features the Jobing.com Arena events calendar.

STATS

At phoenixcoyotes.com, fans will find complete player and team statistics.

TICKETS AND PROMOTIONS

Avoid ticket lines by purchasing tickets online. Also, don't forget to check out the 2009-10 promotions schedule.

BLOGS

Players, broadcasters and Web site staff members contribute blog entries on a regular basis to keep fans updated on what's going on behind the scenes.

MEDIA BUZZ

Find out when players, coaches and front-office staff members will be doing radio and/or TV interviews with this complete listing, which is updated daily.

FAN ZONE

This interactive area allows fans to view photo galleries and download fun and interactive programs.

COMMUNITY

Keep up with all of the Coyotes events and player appearances as well as information about Coyotes Charities.

HOCKEY PROGRAMS

Fans can learn about hockey programs across the Valley including a complete listing of Arizona Hockey Associations and area rinks. Fans can also sign up for one of the adult or youth hockey clinics offered.

THE OFFICIAL SITE OF THE **PHOENIX COYOTES®**

TICKETS TEAM SCHEDULE STATS NEWS MEDIA FAN ZONE COMMUNITY SHOP Search phoenixcoyotes.com

THE PACK IS BACK 00:03:60:33:56 **BUY TICKETS** **LIVE CHAT OFFLINE**

PHOENIX COYOTES SINGLE GAME TICKETS ON SALE SEPT 10 **PHOENIXCOYOTES.COM**

PACK PRICE GUARANTEE THROUGHOUT THE 2010-11 SEASON, WE GUARANTEE THAT THE FULL SEASON TICKET RATE WILL BE THE LOWEST* *EXCLUDES COYOTES CHARITIES TICKETS

ICE, ICE BABY! Watch a video of the crew installing the playing surface **WATCH ON COYOTES TV ▶**

FANTASY HOCKEY 2010 Free live scoring | Auction drafts | New stat categories **YAHOO! SPORTS & NHL.COM** **Play Now**

SHARE THIS PAGE 283 4 587 **Submit to digg** **Share**

IN DEPTH **LATEST NEWS** **2010 DRAFT CENTRAL** **BLOGS**

THE DESERT DOG BLOG Dave Vest writes about Martin Hanzal's stance on his ongoing contract negotiations. **FULL STORY ▶**

Q & A WITH NEW V.P. Coyotes V.P. of Marketing and Communications Jim Brewer answers questions about his new job. **FULL STORY ▶**

SCHEDULE

HOME AWAY

*** Played in Riga, Latvia**

**** Played in Prague, Czech Republic**

▼ Pre-Season